

# Johnnie

## 2025 OFFICIAL FOOTBALL GAME INFORMATION

**NO. 23/25 MONMOUTH** AT  
(9-1, 9-0 MWC)



**NOON**  
**SATURDAY, NOV. 29, 2025**  
**COLLEGEVILLE, MINN.**  
**CLEMENS STADIUM**  
**NCAA FIRST ROUND**



**NO. 6/7 SAINT JOHN'S**  
(9-1, 8-1 MIAC)

**Nickname:** Fighting Scots  
**Location:** Monmouth, Ill.  
**Founded:** 1831  
**Enrollment:** 759  
**School Colors:** Red and Black  
**Conference:** Midwest Conference (MWC)  
**President:** Dr. Patricia H. Draves  
**Athletic Director:** Roger D. Haynes  
**Home Field (Capacity):** April Zorn Memorial Stadium (2,600)  
**Head Coach:** Chad Braun  
**Monmouth Record:** 85-20 (10th season)  
**Overall Record:** 85-20 (10th season)  
**Record vs. Saint John's:** 0-0

**Nickname:** Johnnies  
**Location:** Collegeville, Minn.  
**Founded:** 1857  
**Enrollment:** 1,572  
**School Colors:** Cardinal and Blue  
**Conference:** Minnesota Intercollegiate Athletic (MIAC)  
**President:** Dr. Brian Bruess  
**Athletic Director:** Dan O'Brien  
**Home Field (Capacity):** Clemens Stadium (8,500)  
**Head Coach:** Gary Fasching '81  
**SJU Record:** 119-21 (13th season)  
**Overall Record:** 119-21 (13th season)  
**Record vs. Monmouth:** 0-0

### WATCH



**STREAM:**  
Only on  
ESPN+

### LISTEN



**RADIO: 660**  
WBHR 95.7

### FOLLOW



@johnnieathletics and  
@saintjohnsfootball  
@Saint John's University  
(Minn.) Athletics  
@SJUJohnnies and  
@SJUFootball

## SATURDAY'S SECOND-ROUND MATCHUP

Saint John's scored touchdowns on its first nine possessions and out-gained St. Olaf 652-201 in a 63-21 win two weeks ago (Nov. 15) in Collegeville to close the regular season. Junior quarterback **Trey Feeney** finished 25 of 29 passing for 324 yards and five touchdowns, while junior running back **Corey Bohmert** rushed for 159 yards and two touchdowns on just six carries in his first game since Oct. 4 due to injury. The Johnnies earned one of the 13 at-large bids to the NCAA Division III Playoffs when the 40-team field was announced Nov. 16. The postseason appearance is the 34th (30th at the Division III level) and 10th in the last 11 seasons for the Johnnies. SJU has a 50-28 (.641) all-time postseason record, including a 27-8 (.771) mark in Collegeville. Monmouth earned an automatic bid to the NCAA Playoffs thanks to its 9-0 record and Midwest Conference championship, its ninth in program history (22nd overall). The Scots clinched the title and postseason berth with a 69-0 win over Knox (Ill.) Nov. 15. Monmouth built a 35-0 lead in the first quarter and outgained the Prairie Fire, 449-97. The defense totaled 16 tackles for loss and five takeaways.

## NCAA HISTORIES

The postseason appearance is the 34th (30th at the Division III level) and 10th in the last 11 seasons for Saint John's, which has a 50-28 (.641) all-time postseason record (45-27 in the Division III playoffs), including a 27-8 (.771) record in Collegeville. Monmouth is making its eighth appearance in the Division III playoffs, and first since 2019, with a 2-7 record. The first NCAA playoff game for the Fighting Scots was against Saint John's in Collegeville - a 62-3 SJU win in 2005 - which was also the programs' last meeting.

## WATCH LIVE ON ESPN+

All Division III playoff football games will be video broadcast only on ESPN+. Fans unable to attend the game live should purchase a subscription to ESPN+ online. There will be no other live video platform streaming the game.

## THE JOHNNIE RADIO NETWORK

Saturday's game can be heard live on WBHR-660 AM across central Minnesota and KDIZ-1570 AM in the Twin Cities. Mark Lewandowski, Bryan Backes and Mike Carr will call all the action, beginning with Johnnies Magazine at 11 a.m. and the pre-game show at 11:30 a.m. The game will also be broadcast on the SJU football website via 660wbhr.com. This is the 28th season SJU football can be heard worldwide over the internet.

-Johnnies Magazine at 10 a.m. Saturday, Nov. 29: SJU facility and game day operations coordinator/NCAA compliance director **Peyton Bigouette** '24 and SJU head strength & conditioning coach **Justin Rost**.

## DOWNLOAD THE GO JOHNNIES APP

In August 2021, the Saint John's athletic department launched the Go Johnnies App, which is compatible with both iOS and Android devices. The app provides Johnnie fans easy access to features that include customizable push notifications for each of SJU's 11 varsity sports. The Go Johnnies App is presented by Kensington Bank and is a collaboration between SJU's athletic media relations and sports marketing departments, and From Now On, a fan-engagement software and analytics company (FanX).

## 2025 STATISTICAL COMPARISONS

Monmouth (NCAA/MWC)		Saint John's (NCAA/MIAC)
50.4 (4th/1st)	<b>Scoring Offense</b>	50.5 (3rd/2nd)
6.4 (1st/1st)	<b>Scoring Defense</b>	8.8 (4th/2nd)
448.3 (27th/1st)	<b>Total Offense</b>	523.5 (3rd/1st)
153.7 (1st/1st)	<b>Total Defense</b>	203.2 (5th/1st)
30:22	<b>Avg. Time of Possession</b>	30:00
<b>PASSING</b>		
220.2 (96th/2nd)	<b>Passing Offense</b>	366.8 (2nd/1st)
84.0 (1st/1st)	<b>Passing Defense</b>	135.3 (7th/1st)
25	<b>Passing TD's</b>	41
4	<b>Passing TD's Allowed</b>	9
140.2 (84th/4th)	<b>Pass Efficiency</b>	191.6 (6th/1st)
68.0 (1st/1st)	<b>Pass-Efficiency Defense</b>	99.8 (13th/2nd)
<b>RUSHING</b>		
228.1 (17th/1st)	<b>Rushing Offense</b>	156.7 (89th/4th)
69.7 (14th/2nd)	<b>Rushing Defense</b>	67.9 (13th/2nd)
36	<b>Rushing TD's</b>	24
2	<b>Rushing TD's Allowed</b>	2
<b>DEFENSE</b>		
27	<b>Sacks (Total)</b>	28
105	<b>Tackles For Loss (Total)</b>	63
<b>SPECIAL TEAMS</b>		
25 (33.3)	<b>Punts (Avg.)</b>	15 (37.3)
16 (19.4)	<b>Kick Returns (Avg.)</b>	15 (18.9)
26 (13.1)	<b>Punt Returns (Avg.)</b>	23 (10.1)
42.3	<b>Kickoff Coverage (Net Avg.)</b>	41.1
<b>TURNOVERS</b>		
+17 (25/8)	<b>Turnover Margin</b>	+4 (15/11)
14	<b>Interceptions</b>	10
6	<b>Interceptions Thrown</b>	4
11	<b>Fumbles Gained (Defensive)</b>	5
2	<b>Fumbles Lost</b>	7
<b>MISCELLANEOUS</b>		
87.3% (48-55)	<b>Red-Zone Offense</b>	91.9% (57-62)
73.3% (11-15)	<b>Red-Zone Defense</b>	61.1% (11-18)
53.5% (68-127)	<b>3rd-Down Offense</b>	59.8% (55-92)
18.2% (24-132)	<b>3rd-Down Defense</b>	31.0% (44-142)
2,061 (5 games)	<b>Avg. Home Attendance</b>	7,338 (6 games)

## LAST GAME'S LEADERS



### #1 TREY FEENEY

Completions/Attempts	25/29
Yards	324
Touchdowns	5
Long	55



### #8 COREY BOHMERT

Attempts	6
Yards	159
Touchdowns	2
Long	56



### #4 RILEY SCHWELLENBACH

Receptions	6
Yards	103
Touchdowns	2
Long	55



### #8 PEYTON GOETTLICHER

Total Tackles	9
TFL/Yards	---
Sacks/Yards	---
Forced Fumbles	---

## THIS WEEK IN JOHNNIE ATHLETICS

WED.	NOV. 26	SAT.	NOV. 29	SUN.	NOV. 30
<b>BASKETBALL</b> SJU at UW-La Crosse - 3 p.m. <i>La Crosse, Wis. - Mitchell Hall Gymnasium</i>		<b>FOOTBALL</b> SJU vs. Monmouth (Ill.) - 12 p.m. <i>Collegeville, Minn. - Clemens Stadium</i> <i>NCAA DIII Second Round</i>		<b>WRESTLING</b> SJU vs. Minnesota North-Itasca <i>CANCELED</i>	

## JOHNNIE FOOTBALL BY THE NUMBERS

4

### NATIONAL CHAMPIONSHIPS

1963 (NAIA), 1965 (NAIA), 1976, 2003

Saint John's won is one of 10 active football programs to have won more than one national championship at the Division III level.

34

### POSTSEASON APPEARANCES

1963, 1965, 1969, 1976, 1977, 1982, 1985, 1987, 1989, 1991, 1993, 1994, 1996, 1998, 1999, 2000, 2001, 2002, 2003, 2005, 2006, 2007, 2008, 2009, 2014, 2015, 2016, 2017, 2018, 2019, 2021, 2022, 2024, 2025

37

### MIAC CHAMPIONSHIPS

1932, 1935, 1936, 1938, 1953, 1962, 1963, 1965, 1971, 1974, 1975, 1976, 1977, 1979, 1982, 1985, 1989, 1991, 1993, 1994, 1995, 1996, 1998, 1999, 2001, 2002, 2003, 2005, 2006, 2008, 2009, 2014, 2018, 2019, 2021, 2022, 2024

38

### ACADEMIC ALL-AMERICANS

25 seasons with at least one Academic All-American  
 Seven seasons with two or more Academic All-Americans  
 Two Academic All-Americans of the Year (Chris Palmer, 1995; Aaron Syverson, 2024)

154

### ALL-AMERICANS

A total of 29 players have earned more than one All-America award, and SJU has had more than one All-American in 40 seasons and 24 seasons with three selections or more.

## 2025 SCHEDULE/RESULTS

### Saint John's (9-1, 8-1 MIAC)

Sept. 13	MINNESOTA-MORRIS (Blake Elliott Day)	W, 49-0
Sept. 20	at Hamline*	W, 59-0
Sept. 27	AUGSBURG* (Homecoming)	W, 63-0
Oct. 4	at Bethel*	L, 10-17
Oct. 11	MACALESTER*	W, 70-0
Oct. 18	at Concordia*	W, 41-6
Oct. 25	CARLETON* (Family Weekend)	W, 49-10
Nov. 1	at Gustavus Adolphus*	W, 31-13
Nov. 8	ST. SCHOLASTICA*	W, 70-21
Nov. 15	ST. OLAF*	W, 63-21
Nov. 29	MONMOUTH, Ill. ^	NOON

\*denotes an MIAC game ^denotes an NCAA playoff game

### Saint John's Football History

\*as of Nov. 24

First Season	1900 (113th season)
All-Time Record	701-259-24 (.724)
All-Time MIAC Record	509-182-22 (.729)
All-Time Home Record	374-102-13 (.778)
All-Time Postseason Record	50-28 (.641)
NCAA Postseason Record	45-27 (.625)
All-Americans	154
Academic All-Americans	38
All-MIAC First-Team Selections	495

#### 4 National Championships

1963 (NAIA), 1965 (NAIA), 1976, 2003

#### 37 MIAC Championships

1932, 1935, 1936, 1938, 1953, 1962, 1963, 1965, 1971, 1974, 1975, 1976, 1977, 1979, 1982, 1985, 1989, 1991, 1993, 1994, 1995, 1996, 1998, 1999, 2001, 2002, 2003, 2005, 2006, 2008, 2009, 2014, 2018, 2019, 2021, 2022, 2024

#### 34 Postseason Appearances

1963, 1965, 1969, 1976, 1977, 1982, 1985, 1987, 1989, 1991, 1993, 1994, 1996, 1998, 1999, 2000, 2001, 2002, 2003, 2005, 2006, 2007, 2008, 2009, 2014, 2015, 2016, 2017, 2018, 2019, 2021, 2022, 2024, 2025

#### 30 NCAA Division III Playoff Appearances

1976, 1977, 1985, 1987, 1989, 1991, 1993, 1994, 1996, 1998, 1999, 2000, 2001, 2002, 2003, 2005, 2006, 2007, 2008, 2009, 2014, 2015, 2016, 2017, 2018, 2019, 2021, 2022, 2024, 2025

#### 10 Undefeated Seasons

1901, 1905, 1932, 1935, 1944, 1962, 1963, 1965, 1976, 2003

#### 26 Seasons of 10+ Wins

1963, 1965, 1976, 1989, 1991, 1993, 1994, 1996, 1998, 1999, 2000, 2001, 2002, 2003, 2005, 2006, 2007, 2009, 2014, 2015, 2016, 2018, 2019, 2021, 2022, 2024

#### 20 Seasons of Leading Division III Attendance (Game Avg.)

1988, 1993, 1995, 1996, 1998, 2001, 2002, 2003, 2004, 2005, 2006, 2007, 2008, 2009, 2010, 2012, 2013, 2014, 2015, 2016

## MEDIA CONTACTS

**Saint John's** - Ryan Klinkner, Director of Athletic Communications  
 320-363-3127 | rklinkner@csbsju.edu | gojohnnies.com

Jordan Modjeski, Assistant Director of Athletic Communications  
 320-363-3127 | jmodjeski@csbsju.edu | gojohnnies.com

Twitter: @SJUJohnnies | Instagram: @johnnieathletics

**Monmouth** - Nathan Baliva, Sports Information Director |  
 309-457-2322 | nbaliva@monmouthcollege.edu |  
 monmouthscots.com

Twitter: @MCFightingScots | Instagram: @monmouthcollegeathletics



## 2025 OPPONENT SCHEDULES



### MINNESOTA-MORRIS

Blake Elliott Day  
Sept. 13, 2025 | 1 p.m.  
Clemens Stadium | Collegeville, Minn.

#### 2025 SCHEDULE/RESULTS

Sept. 6	at Concordia-Chicago	L, 16-17
<b>Sept. 13</b>	<b>at Saint John's</b>	<b>L, 0-49</b>
Sept. 20	at Crown	L, 20-30
Oct. 4	MARTIN LUTHER	W, 35-28
Oct. 11	at Westminster (Mo.)	W, 30-27
Oct. 18	NORTHWESTERN	L, 3-21
Oct. 25	at Greenville (Ill.)	L, 20-27
Nov. 1	CROWN	L, 15-34
Nov. 8	WESTMINSTER (Mo.)	W, 14-7
Nov. 15	at Martin Luther	L, 14-36

2025 Record: 3-7 (3-4 UMAC)



### HAMLIN

Sept. 20, 2025 | 1 p.m.  
Klas Field | St. Paul, Minn.

#### 2025 SCHEDULE/RESULTS

Sept. 6	CROWN	W, 28-21
<b>Sept. 20</b>	<b>SAINT JOHN'S</b>	<b>L, 0-59</b>
Sept. 27	BETHEL	L, 12-62
Oct. 4	at Macalester	L, 0-29
Oct. 11	CONCORDIA	L, 12-58
Oct. 18	at Carleton	L, 14-63
Oct. 25	GUSTAVUS ADOLPHUS	L, 9-63
Nov. 1	at St. Scholastica	L, 18-49
Nov. 8	at St. Olaf	L, 34-41
Nov. 15	at Augsburg	L, 3-43

2025 Record: 1-9 (0-9 MIAC)



### AUGSBURG

Homecoming  
Sept. 27, 2025 | 1 p.m.  
Clemens Stadium | Collegeville, Minn.

#### 2025 SCHEDULE/RESULTS

Sept. 4	at Valley City State (N.D.)	L, 0-27
Sept. 20	at St. Scholastica	W, 30-23
<b>Sept. 27</b>	<b>at Saint John's</b>	<b>L, 0-63</b>
Oct. 4	ST. OLAF	W, 44-13
Oct. 11	BETHEL	L, 7-56
Oct. 18	at Macalester	W, 32-21
Oct. 25	CONCORDIA	L, 7-26
Nov. 1	at Carleton	L, 17-48
Nov. 8	GUSTAVUS ADOLPHUS	L, 10-31
Nov. 15	HAMLIN	W, 43-3

2025 Record: 4-6 (4-5 MIAC)



### BETHEL

Oct. 4, 2025 | 1 p.m.  
Royal Stadium | Arden Hills, Minn.

#### 2025 SCHEDULE/RESULTS

Sept. 13	NORTHWESTERN	W, 50-3
Sept. 20	at Gustavus Adolphus	W, 41-7
Sept. 27	at Hamline	W, 62-12
<b>Oct. 4</b>	<b>SAINT JOHN'S</b>	<b>W, 17-10</b>
Oct. 11	at Augsburg	W, 56-7
Oct. 18	ST. OLAF	W, 64-10
Oct. 25	MACALESTER	W, 53-0
Nov. 1	at Concordia	W, 55-9
Nov. 8	CARLETON	W, 49-7
Nov. 15	at St. Scholastica	W, 62-0
Nov. 29	COE (Iowa)	Noon

2025 Record: 10-0 (9-0 MIAC)



### MACALESTER

Oct. 11, 2025 | 1 p.m.  
Clemens Stadium | Collegeville, Minn.

#### 2025 SCHEDULE/RESULTS

Sept. 6	at Grinnell (Iowa)	W, 20-15
Sept. 20	at Carleton	L, 7-51
Sept. 27	at St. Scholastica	L, 34-37 (20T)
Oct. 4	HAMLIN	W, 29-0
<b>Oct. 11</b>	<b>at Saint John's</b>	<b>L, 0-70</b>
Oct. 18	AUGSBURG	L, 21-32
Oct. 25	at Bethel	L, 0-53
Nov. 1	ST. OLAF	W, 27-6
Nov. 8	CONCORDIA	L, 14-17
Nov. 15	at Gustavus Adolphus	L, 14-38

2025 Record: 3-7 (2-7 MIAC)



### CONCORDIA

Oct. 18, 2025 | 1 p.m.  
Jake Christiansen Stadium | Moorhead, Minn.

#### 2025 SCHEDULE/RESULTS

Sept. 6	MAYVILLE STATE (N.D.)	W, 17-6
Sept. 20	at St. Olaf	L, 16-17
Sept. 27	GUSTAVUS ADOLPHUS	W, 14-13
Oct. 4	ST. SCHOLASTICA	W, 49-21
Oct. 11	at Hamline	W, 58-12
<b>Oct. 18</b>	<b>SAINT JOHN'S</b>	<b>L, 6-41</b>
Oct. 25	at Augsburg	W, 26-7
Nov. 1	BETHEL	L, 9-55
Nov. 8	at Macalester	W, 17-14
Nov. 15	at Carleton	W, 31-24

2025 Record: 7-3 (6-3 MIAC)



### CARLETON

Family Weekend  
Oct. 25, 2025 | 1 p.m.  
Clemens Stadium | Collegeville, Minn.

#### 2025 SCHEDULE/RESULTS

Sept. 6	at UW-Whitewater	L, 14-45
Sept. 20	MACALESTER	W, 51-7
Sept. 27	ST. OLAF	W, 35-28
Oct. 4	at Gustavus Adolphus	W, 45-28
Oct. 11	at St. Scholastica	W, 41-14
Oct. 18	HAMLIN	W, 63-14
<b>Oct. 25</b>	<b>at Saint John's</b>	<b>L, 10-49</b>
Nov. 1	AUGSBURG	W, 48-17
Nov. 8	at Bethel	L, 7-49
Nov. 15	CONCORDIA	L, 24-31

2025 Record: 6-4 (6-3 MIAC)



### GUSTAVUS ADOLPHUS

Nov. 1, 2025 | 1 p.m.  
Hollingsworth Field | St. Peter, Minn.

#### 2025 SCHEDULE/RESULTS

Sept. 6	at Whitworth (Wash.)	L, 10-23
Sept. 20	BETHEL	L, 7-41
Sept. 27	at Concordia	L, 13-14
Oct. 4	CARLETON	L, 28-45
Oct. 11	at St. Olaf	W, 35-21
Oct. 18	ST. SCHOLASTICA	W, 45-6
Oct. 25	at Hamline	W, 63-9
<b>Nov. 1</b>	<b>SAINT JOHN'S</b>	<b>L, 13-31</b>
Nov. 8	at Augsburg	W, 31-10
Nov. 15	MACALESTER	W, 38-14

2025 Record: 5-5 (5-4 MIAC)



### ST. SCHOLASTICA

Nov. 8, 2025 | Noon  
Clemens Stadium | Collegeville, Minn.

#### 2025 SCHEDULE/RESULTS

Sept. 6	at Wisconsin Lutheran	W, 41-27
Sept. 20	AUGSBURG	L, 23-30
Sept. 27	MACALESTER	W, 37-34 (20T)
Oct. 4	at Concordia	L, 21-49
Oct. 11	CARLETON	L, 14-41
Oct. 18	at Gustavus Adolphus	L, 6-45
Oct. 25	at St. Olaf	L, 41-44
Nov. 1	HAMLIN	W, 49-18
<b>Nov. 8</b>	<b>at Saint John's</b>	<b>L, 21-70</b>
Nov. 15	BETHEL	L, 0-62

2025 Record: 3-7 (2-7 MIAC)



### ST. OLAF

Nov. 15, 2025 | Noon  
Clemens Stadium | Collegeville, Minn.

#### 2025 SCHEDULE/RESULTS

Sept. 6	NORTHWESTERN	W, 32-7
Sept. 20	CONCORDIA	W, 17-16
Sept. 27	at Carleton	L, 28-35
Oct. 4	at Augsburg	L, 13-44
Oct. 11	GUSTAVUS ADOLPHUS	L, 21-35
Oct. 18	at Bethel	L, 10-64
Oct. 25	ST. SCHOLASTICA	W, 44-41
Nov. 1	at Macalester	L, 27-6
Nov. 8	HAMLIN	W, 41-34
<b>Nov. 15</b>	<b>at Saint John's</b>	<b>L, 21-63</b>

2025 Record: 4-6 (3-6 MIAC)



### MONMOUTH

Nov. 29, 2025 | Noon  
Clemens Stadium | Collegeville, Minn.

#### 2025 SCHEDULE/RESULTS

Sept. 6	at Wartburg (Iowa)	L, 7-21
Sept. 13	LAWRENCE (Wis.)	W, 78-7
Sept. 20	at Lake Forest (Ill.)	W, 49-6
Oct. 4	at Grinnell (Iowa)	W, 49-9
Oct. 11	ILLINOIS COLLEGE	W, 48-15
Oct. 18	CORNELL (Iowa)	W, 45-3
Oct. 25	at Beloit (Wis.)	W, 72-0
Nov. 1	at Chicago (Ill.)	W, 29-0
Nov. 8	RIPON (Wis.)	W, 58-3
Nov. 15	KNOX (Ill.)	W, 69-0
<b>Nov. 29</b>	<b>at Saint John's</b>	<b>Noon</b>

2025 Record: 9-1 (9-0 MWC)



## JOEY G. ON THE TE LISTS

JOEY GENDREAU

TE | 6-3 | 230 | Sr.

Shorewood, Minn./Minnetonka

Senior tight end **Joey Gendreau** (Shorewood, Minn./Minnetonka) launched himself into the SJU receiving records in his final season as a Johnnie and earned his second All-MIAC honor on Monday (Nov. 24). He caught four passes for 47 yards with a long of 17 in the team's Nov. 15 regular season finale vs. St. Olaf.

He has been named to the D3football.com National Team of the Week three times this season, most recently on Oct. 14 after he recorded six receptions for 115 yards and four touchdowns in SJU's 70-0 win over Macalester on Oct. 11.

Gendreau is currently second on SJU's tight ends list with 159 career receptions and 2,088 receiving yards. His touchdown vs. St. Scholastica on Nov. 8 propelled him into a tie with **Nate Kirschner** '01 with 19 touchdowns. He is just 11 yards away from the record of three-time All-American tight end **Alex Larson** '23 and is averaging 91.12 yards per game in 2025. Gendreau also worked his way onto the overall receiving career receiving rankings (all positions) and is 12th behind Larson and current teammate **Dylan Wheeler** (St. Paul, Minn./Mounds View).

The 2024 All-American led the MIAC among tight ends (and was fourth overall) in both receptions (59) and receiving yards (788), and tied for seventh in receiving touchdowns (6) in league play. He ended the regular season leading all Division III tight ends in receiving yards (912) and was second in touchdowns (8) and receptions (67). A three-time D3football.com National Team of the Week honoree this fall, Gendreau is second on the team with 15 catches of 20 yards or more.

He earned his first D3football.com National Team of the Week honor on Sept. 16 following an eight-catch, 124-yard performance in the Johnnies' 49-0 win over Minnesota-Morris and a second time after recording career highs in catches (10) and receiving yards (166) in SJU's 63-0 win over Augsburg.

A D3football.com All-America fourth-team selection in 2024, Gendreau was third on the team in catches (63), receiving yards (810) and receiving touchdowns (5) last season. Gendreau led MIAC tight ends in receptions (43), tied for first with four receiving touchdowns and was second with 500 receiving yards in league play.

### All-Time SJU Receptions by a Tight End

Rk.	Rec.	Name	Seasons
1.	171	Alex Larson	2019-23
2.	159	Joey Gendreau	2022-current

### All-Time SJU Receiving Yards by a Tight End

Rk.	Yds.	Name	Seasons
1.	2,097	Alex Larson	2019-23
2.	2,088	Joey Gendreau	2022-current

### All-Time SJU Receiving Touchdowns by a Tight End

Rk.	TDs	Name	Seasons
1.	30	Alex Larson	2019-23
12.	19	Joey Gendreau	2022-current
12.	19	Nate Kirschner	1997-00

### All-Time SJU Receiving Yards (Overall)

Rk.	Yds.	Name	Seasons
1.	4,826	Blake Elliott	2000-03
2.	3,162	Chris Palmer	1992-95
3.	3,096	Adam Herbst	1995-98
4.	2,945	Dylan Wheeler	2022-current
5.	2,676	Josh Bungum	2012-15
6.	2,584	Todd Fultz	1988-90
7.	2,542	Jeremy Loretz	1991-94
8.	2,357	Kyle Gearman	2004-06
9.	2,350	Ravi Alston	2018-21
10.	2,241	Lee Clintsman	2001-04
11.	2,097	Alex Larson	2019-23
12.	2,088	Joey Gendreau	2022-current



## FREE WHEELING

DYLAN WHEELER

WR | 6-2 | 195 | Sr.

St. Paul, Minn./Mounds View

A 2024 consensus All-American – American Football Coaches Association (AFCA) first team, Associated Press first team, D3football.com third team, Walter Camp first team – senior wide receiver **Dylan Wheeler** ended the 2024 season second in NCAA Division III in receiving touchdowns (21), eighth in total points scored (126) and total touchdowns (21), 14th in receptions per game (7.3) and 15th in scoring (10.5 ppg.). He recorded over 100 receiving yards in seven of his team's 12 games and led SJU in receptions (88) and receiving touchdowns (21), and finished second with 1,164 receiving yards.

The 21 receiving touchdowns were second-most in program history, one behind the record of 22 set by **Blake Elliott** '03 – a 2025 College Football Hall of Fame inductee – in 2002, while the catches ranked third and the receiving yards were 10th.

Wheeler received his second All-MIAC honor and third overall (Honorable Mention in 2023) on Monday (Nov. 24).

Wheeler finished second in the MIAC in receiving touchdowns (13) and third in four other categories – receptions (73), receiving yards (909), total touchdowns (13) and points (78) – in nine MIAC games. He ended the regular season eighth in Division III in receiving touchdowns (14) and leads the Johnnies in receptions (76) and receiving yards (938).

Wheeler has started each of SJU's last 32 games (and has played in all 44 as a Johnnie). He owns three conference or program receiving records: MIAC (conference games only) – games of multiple receiving touchdowns (six in 2024) and is tied with Blake Elliott '03 with 12 100-yard receiving games. He also holds the SJU record for games of three receiving touchdowns or more (7).

He is currently second in SJU history in both receptions (225) and receiving touchdowns (45); is third in 100-yard receiving games (14); fourth in receiving yards (2,945); and fifth in total touchdowns (45).

### All-Time SJU Receptions

Rk.	Rec.	Name	Seasons
1.	369	Blake Elliott	2000-03
2.	225	Dylan Wheeler	2022-current

### All-Time SJU Receiving Yards

Rk.	Yds.	Name	Seasons
1.	4,826	Blake Elliott	2000-03
2.	3,162	Chris Palmer	1992-95
3.	3,096	Adam Herbst	1995-98
4.	2,945	Dylan Wheeler	2022-current

### All-Time SJU Receiving Touchdowns

Rk.	TDs	Name	Seasons
1.	63	Blake Elliott	2000-03
2.	45	Dylan Wheeler	2022-current

### All-Time SJU 100-Yard Receiving Games

Rk.	Gms.	Name	Seasons
1.	22	Blake Elliott	2000-03
2.	15	Chris Palmer	1992-95
3.	14	Dylan Wheeler	2022-current

## NCAA TEAM STATS

The Johnnies ended the regular season as the Division III leader on third down (60 percent, 55-for-92) and tackles for loss allowed (2.10 tflpg.); second in completion percentage (.751) and passing offense (366.8 ypg.); third in scoring offense (50.5 ppg.) and total offense (523.5 ypg.); fifth in sacks allowed (0.5 spg.); sixth in passing efficiency (191.55); seventh in first downs (264); and 11th in red-zone offense (.919, 57-for-62).

Defensively, SJU was fourth in Division III in scoring defense (8.8 ppg.); fifth in total defense (203.0 ypg.); seventh in passing defense (135.3 ypg.); 11th in first downs allowed (126) and red-zone defense (.611, 11-for-18); 12th in defensive touchdowns (4); 13th in pass-efficiency defense (99.41); and 14th in run defense (67.7 ypg.).



## FEENEY'S FIELD

### TREY FEENEY

QB | 6-3 | 205 | Jr.  
Moorhead, Minn./Moorhead

In his first season at Saint John's, junior quarterback **Trey Feeney** (Moorhead, Minn.) became the 21st Johnnie QB to earn All-MIAC honors. Feeney led the MIAC in completion percentage (.767, 204-for-266) and passing efficiency (192.2), and was second in completions (204), passing yards (2,550) and passing touchdowns (30) in conference play. The .767 completion percentage was a MIAC record and the 192.2 pass-efficiency rating was second-best to Aaron Syverson's 199.9 posted last year. The 30 passing touchdowns were tied for seventh and the passing yards were 10th-most in MIAC play.

He was named to the D3football.com National Team of the Week following his of 409 passing yards and six touchdowns Oct. 25 vs. Carleton and ended the regular season in Division III's top 20 in six statistical categories: second in completion percentage (.774); sixth in both passing efficiency (194.1) and passing touchdowns (32); 11th in yards per pass attempt (9.65); 18th in passing yards (2,691); and 20th in completions per game (21.60).

## HIGHLY EFFICIENT FEENEY

Feeney played just one complete game in the regular season after splitting time as SJU's starting play caller with senior **Zander Dittbenner** (Mankato, Minn./West) for the first half of the season.

He took over the reigns as the primary starter ahead of a triumphant return to his hometown on Oct. 18 at Concordia. He exited games before the fourth quarter six times in all, and before the second half twice. He was under center for a total of 62 SJU offensive possessions, 69.3 percent of which ended in a touchdown (43), including 51.6 percent on touchdown passes.

Feeney played four quarters less than both of the MIAC's other top quarterbacks – Offensive Player of the Year Jack Curtis (Carleton) and Bethel's Cooper Drews, a transfer from SJU. He played 34 fewer possessions than Curtis and 40 fewer than Drews, but still finished in the top three in six different passing categories, completing just five fewer passes than Drews and passing for three more touchdowns than Curtis.

## HOLD THE LINE

Junior left tackle **Michael Bougie** (South St. Paul, Minn./Cretin-Derham Hall), senior right guard **Ian DeGross** (Elko, Minn./New Prague) and junior center **Barrett Van Deun** (Omaha, Neb./Millard West) all represented the Johnnie offensive line in the 2025 All-MIAC honors. The three were stalwarts on a line that allowed five quarterback sacks in 10 regular-season games and served as a backbone for an SJU offense that led the MIAC in total offense (527.4 ypg.) – for the seventh-consecutive season – and passing offense (375.2 ypg.) for the third-straight year (fifth time in the last seven seasons) in conference play. The Johnnies were second in scoring offense with an average of 50.7 points per MIAC game. All three offensive linemen have started all 10 games so far this season. Bougie has started each of the Johnnies' last 16 games at left tackle, while the 2025 season has been the first as starters for DeGross and Van Deun.

SJU allowed just five sacks, including three by the starting offensive line, marking just the second time that the team has allowed less than 10 sacks during a season (five in 1987). The team has allowed sacks on just 1.3 percent of dropbacks (pass attempts + sacks) this season, the best in recorded program history. SJU allowed less than 10 sacks in the 2015 regular season (9) but gave up three in the postseason.

### SJU's Fewest Sacks Allowed in a Season

Rk.	Sacks Allowed	Season	Dropbacks	Pct.
1.	5	2025	379	1.3
	5	1987	198	2.5
3.	11	1986	234	4.7
4.	12	2015	265	4.5
5.	13	1992	90	4.5
6.	14	2013	329	4.3
7.	15	2012	318	4.7
	15	2010	296	5.1
9.	17	2004	330	5.2
10.	18	2007	449	4.0

## OH, BROTHER

Sophomore safety **Will Peroutka** (Rosemount, Minn.) was one of four SJU defensive backs named to the 2025 All-MIAC team on Monday, Nov. 24. Peroutka tied with senior cornerback **Blake Simonson** (Waconia, Minn.) for second on the team with four pass breakups, was sixth on the team with 25 tackles (12 solo) and recorded an interception in conference play. He has 26 tackles (13 solo) and five pass breakups overall. His older brother, Grant '24, was a two-time All-MIAC offensive lineman in 2023 and 2024.

The Peroutkas join a short list of SJU brothers who have earned All-MIAC first-team honors: Froehle (Chuck and Rich), Grant (Mike and Dan); Ramler (George, Mike and Kurt); Deibele (Ryan and Cole); Steffensmeier (Jamie and Tony); and Pietruszewski (Jack and Danny).



## LINEMAN OF THE YEAR

### ZACH FRANK

DL | 6-3 | 270 | Sr.  
Lino Lakes, Minn./Centennial

Senior defensive lineman **Zach Frank** (Lino Lakes, Minn./Centennial) was named the MIAC's Mike Stam Award recipient as the conference's outstanding lineman on Nov. 24. Frank is the ninth SJU defensive lineman and 11th Johnnie overall to win the Mike Stam Award, which was established in 1990 in memory of the former Carleton All-MIAC defensive lineman who passed away in a snowmobiling accident after his junior season. He joins offensive lineman **Burt Chamberlin** (1992), defensive lineman **Jim Wagner** (1993), defensive lineman **Brian Kohorst** (1994), defensive lineman **Matt Griffith** (1997), defensive lineman **Ryan Weinandt** (2003), defensive lineman **Damien Dumonceaux** (2005), defensive lineman **Kyle Schroeder** (2010), defensive lineman **Nathan Brinker** (2018), offensive lineman **Ben Barch** (2019) and defensive lineman **Seth Morem** (2021).

A 2024 D3football.com All-America fourth-team selection, Frank led the conference with 10 sacks and was second in tackles for loss (14.0) in conference play. He was fourth on the team in tackles (31) and tied with senior defensive lineman **Landon Gallagher** (Murieta, Calif./Vista Murrieta) for the team lead with five quarterback hurries across nine league games.

Overall, Frank ended the regular season eighth in Division III with an average of 1.15 sacks per game – 11.5 total – and leads SJU with 15.5 tackles for loss and six quarterback hurries, while sitting in fourth with 34 tackles (17 solo).

A two-time D3football.com All-Region 6 honoree, Frank is tied with **Nathan Brinker** '19 for fifth in program history with 27 sacks and is ninth with 38.5 tackles for loss in 41 career games. Off the field, Frank is a College Sports Communicators (CSC) Academic All-American, a two-time CSC Academic All-District honoree and a 2025 semifinalist for the National Football Foundation Campbell Trophy.

### All-Time SJU Quarterback Sacks

Rk.	Yds.	Name	Seasons
1.	41.0	Jeremy Hood	2000-03
2.	39.0	Jim Wagner	1991-94
3.	34.0	Kevin McNamara	2003-06
4.	29.5	Brian Zirbes	1997-00
t5.	27.0	<b>Zach Frank</b>	<b>2021-current</b>
t5.	27.0	Nathan Brinker	2015-18

### All-Time SJU Tackles For Loss

Rk.	Yds.	Name	Seasons
1.	62.5	Jeremy Hood	2000-03
2.	58.0	Jim Wagner	1991-94
3.	54.5	Kevin McNamara	2003-06
4.	51.0	Nathan Brinker	2015-18
5.	50.0	Brandon Novak	1996-99
6.	42.0	Cam McCambridge	1999-03
7.	41.5	Nick Gunderson	2005-09
8.	40.5	Damien Dumonceaux	2002-05
9.	38.5	<b>Zach Frank</b>	<b>2021-current</b>



IN THE MIAC						
Final MIAC Standings						
	MIAC	PF	PA	OVERALL	PF	PA
Bethel	9-0	459	62	10-0	509	65
Saint John's	8-1	456	88	9-1	505	88
Carleton	6-3	324	237	6-4	338	282
Concordia	6-3	226	204	7-3	243	210
Gustavus Adolphus	5-4	273	191	5-5	283	214
Augsburg	4-5	190	284	4-6	190	311
St. Olaf	3-6	201	359	4-6	233	366
Macalester	2-7	146	304	3-7	166	319
St. Scholastica	2-7	212	393	3-7	253	420
Hamline	0-9	102	467	1-9	130	488
UPCOMING GAMES						
Saturday, Nov. 29, 2025						
Monmouth (Ill.) at No. 6/7 Saint John's			12 p.m.	Collegeville, Minn.	Clemens Stadium	
No. 24 Coe at No. 3/4 Bethel			12 p.m.	Arden Hills, Minn.	Royal Stadium	
2025 ALL-MIAC TEAM						
OFFENSE						
POS.			YR.	HOMETOWN/H.S.	PREVIOUS SELECTIONS	
QB	Jack Curtis	Carleton	Sr.	Charlotte, N.C./Ardrey Kell	2024 (HM)	
QB	Cooper Drews	Bethel	Jr.	Princeton, Minn./Princeton	2025	
QB	Trey Feeney	Saint John's	Jr.	Moorhead, Minn./Moorhead	---	
QB	Donald West	St. Scholastica	Sr.	St. Paul, Minn./Woodbury	---	
RB	David Geebli	Bethel	Jr.	Coon Rapids, Minn./Coon Rapids	---	
RB	Mason Hughes	Concordia	So.	Glendale, Ariz./Pinnacle	---	
RB	Taye Manns	Bethel	Fy.	Duluth, Minn./Denford	---	
RB	Jevon Williams	St. Scholastica	So.	Willmar, Minn./ACGC	---	
WR	Albert Rundell	Bethel	Jr.	Watertown, Minn./Watertown-Mayer	---	
WR	Dawson Schaffer	Hamline	Sr.	Kindred, N.D./Kindred	2024	
WR	Riley Schwellenbach	Saint John's	Jr.	Woodbury, Minn./East Ridge	---	
WR	Jaxon Watson	Carleton	Jr.	Salem, Ore./South Salem	---	
WR	Dylan Wheeler	Saint John's	Sr.	St. Paul, Minn./Mounds View	2023 (HM)   2024	
WR	Tyrone Wilson	Augsburg	Sr.	Ellendale, Minn./NRHEG	2024	
TE	Joey Gendreau	Saint John's	Sr.	Shorewood, Minn./Minnetonka	2024	
TE	Grant Mages	Concordia	So.	Osakis, Minn./Osakis	---	
TE	Rye Storrs	Carleton	Sr.	Portland, Ore./Franklin	---	
OL	Luke Ainsley	Bethel	Sr.	Palm Bay, Fla./Heritage	---	
OL	Jaegar Ash	Bethel	Jr.	Milaca, Minn./Milaca	2024	
OL	Michael Bougie	Saint John's	Jr.	South St. Paul, Minn./Cretin-Derham Hall	---	
OL	Max Clifford	Macalester	Sr.	Arvada, Colo./Pomona	---	
OL	Ian DeGross	Saint John's	Sr.	Elko, Minn./New Prague	---	
OL	Sam Dioszeghy	Concordia	Jr.	Mound, Minn./Mound Westonka	2024	
OL	Juan Orozco Sanchez	Bethel	Sr.	St. Paul, Minn./Park	---	
OL	Angel Reyes	Concordia	Jr.	Darwin, Texas/Dassel-Cokato	2024 (HM)	
OL	Declan Schwab	Carleton	Sr.	Seattle, Wash./Lakeside	---	
OL	Barrett Van Deun	Saint John's	Jr.	Omaha, Neb./Millward West	---	
OL	Isaiah Ward	Bethel	Sr.	Centerville, Minn./Centerville	2023   2024	
DEFENSE						
DL	Abdallah Abed	Bethel	Jr.	Roseville, Minn./Mounds View	---	
DL	Phil Conant	Bethel	Jr.	St. Francis, Minn./St. Francis	---	
DL	Zach Frank	Saint John's	Sr.	Lino Lakes, Minn./Centennial	2023   2024	
DL	Landon Gallagher	Saint John's	Sr.	Murrieta, Calif./Vista Murrieta	2024	
DL	Myshawn King	Gustavus	Sr.	Houston, Texas/Benjamin O'Davis	---	
DL	Max Olson	Gustavus	Jr.	Trimont, Minn./Martin County West	2024	
DL	Jace Springer	Concordia	Sr.	Tucson, Ariz./Salpointe Catholic	---	
DL	Marcus Whiting	Bethel	So.	Hugo, Minn./Centennial	---	
LB	Jake Borman	Bethel	Jr.	Apple Valley, Minn./St. Thomas Academy	---	
LB	RJ Chakolis	Augsburg	Jr.	Brooklyn Park, Minn./Hopkins	---	
LB	Peyton Goettlicher	Saint John's	Jr.	Mankato, Minn./West	---	
LB	Bode Hogan	Gustavus	Sr.	Broomfield, Colo./Broomfield	---	
LB	Kyle Mages	Concordia	So.	Osakis, Minn./Osakis	---	
LB	Aiden McMahon	Saint John's	Jr.	Maple Grove, Minn./Maple Grove	2024	
LB	Austin Mundt	St. Scholastica	Sr.	Deer River, Minn./Deer River	---	
LB	Jaiden Musse	Concordia	Sr.	Naples, Fla./Lely	2023 (HM)   2024	
LB	Thomas Rush	Bethel	Sr.	Princeton, Minn./Princeton	---	
DB	Will Barthel	Bethel	So.	St. Michael, Minn./STMA	---	
DB	Jackson Braun	Bethel	Jr.	Blaine, Minn./Blaine	---	
DB	London Campbell	Augsburg	So.	Mankato, Minn./West	---	
DB	Nick Colyer	Bethel	So.	Wilsonville, Ore./Wilsonville	---	
DB	Owen Detmer	Carleton	Sr.	River Forest, Ill./Oak Park and River Forest	---	
DB	Westin Hoyt	Saint John's	So.	Forest Lake, Minn./Forest Lake	2024	
DB	Eric Lail	Carleton	Sr.	Eagan, Minn./Two Rivers	---	
DB	Will Peroutka	Saint John's	So.	Rosemount, Minn./Rosemount	---	
DB	Blake Simonson	Saint John's	So.	Waconia, Minn./Waconia	2024	
DB	Jack St. Fleur	Saint John's	Sr.	San Diego, Calif./Christian Unified	---	
DB	Devin Williams	Bethel	Sr.	Fridley, Minn./Fridley	2022   2023   2024	
SPECIAL TEAMS						
DL	Abdallah Abed	Bethel	Jr.	Roseville, Minn./Mounds View	---	
K	Matt Hansen	Saint John's	Jr.	Longmont, Colo./Niwo	---	
K	Ethan Hess	St. Olaf	So.	Marshall, Minn./Marshall	---	
P	Owen Forsythe	Gustavus	Sr.	Shakopee, Minn./Shakopee	2024 (HM)	
P	Eli Nowacki	Bethel	Jr.	Blaine, Minn./Centennial	---	
RET	Carson Hegerle	Saint John's	So.	West Fargo, N.D./West Fargo	---	
RET	Devin Williams	Bethel	Sr.	Fridley, Minn./Fridley	---	

## FINAL MIAC STAT LEADERS (BY YARDAGE, MIAC PLAY)

### PASSING

		GP	YDS	TD	AVG/G
Jack Curtis	Carleton	9	2,918	28	324.2
<b>Trey Feeney</b>	<b>Saint John's</b>	<b>9</b>	<b>2,550</b>	<b>30</b>	<b>283.3</b>
Cooper Drews	Bethel	9	2,295	31	255.0

### RUSHING

		GP	ATT	YDS	TD	AVG/G
Mason Hughes	Concordia	9	149	833	6	92.6
Taye Manns	Bethel	9	109	701	12	77.6
Jevon Williams	St. Scholastica	6	106	579	5	96.5

### RECEIVING

		GP	REC	YDS	TD	AVG/G
Albert Rundell	Bethel	9	90	1,273	17	141.4
Tyrone Wilson	Augsburg	9	86	1,062	11	118.0
<b>Dylan Wheeler</b>	<b>Saint John's</b>	<b>9</b>	<b>73</b>	<b>909</b>	<b>13</b>	<b>101.0</b>

### ALL PURPOSE

		GP	RUSH	RCV	RET	YDS
Albert Rundell	Bethel	9	16	1,273	0	1,289
Tyrone Wilson	Augsburg	9	15	1,062	30	1,107
Andrew Burgess	St. Scholastica	9	23	417	556	996

### TACKLES

		GP	SOLO	AST	TOT	AVG/G
RJ Chakolis	Augsburg	9	40	49	89	9.9
Austin Mundt	St. Scholastica	8	45	39	84	10.5
Owen Detmer	Carleton	9	42	38	80	8.9

### SACKS

		GP	SOLO	AST	YDS	AVG/G
<b>Zach Frank</b>	<b>Saint John's</b>	<b>9</b>	<b>10</b>	<b>0</b>	<b>63</b>	<b>1.11</b>
Phil Conant	Bethel	9	5	6	51	.89
Spencer Goetz	Carleton	9	6	1	40	.72

### PASS DEFENSE

		GP	BRUP	INT	YDS	TOT
London Campbell	Augsburg	9	9	2	0	11
Kyle Mages	Concordia	9	7	4	44	11
Jay Green	Macalester	9	7	3	6	10

### KICK RETURNS

		GP	NO	YDS	LONG	AVG/RET
Andrew Burgess	St. Scholastica	9	29	545	48	18.8
Miquel Pittman	Hamline	9	25	462	33	18.5
Jay Green	Macalester	9	23	455	41	19.5

### PUNT RETURNS

		GP	NO	YDS	LONG	AVG/RET
Devin Williams	Bethel	9	17	279	75	16.4
<b>Carson Hegerle</b>	<b>Saint John's</b>	<b>8</b>	<b>14</b>	<b>172</b>	<b>57</b>	<b>12.3</b>
Eric Cockhill	Concordia	9	15	169	36	11.3

### PUNTING

		GP	NO	YDS	LONG	AVG/P
Mitchell Druley	Concordia	9	47	1,768	67	37.6
Nathan Wangensteen	Augsburg	9	44	1,620	63	36.8
Owen Forsythe	Gustavus Adolphus	9	43	1,592	54	37.0

### FIELD GOALS

		GP	MADE	ATT	PCT	LONG
Ethan Hess	St. Olaf	9	11	14	.786	44
Markus Merkelbach	Carleton	9	6	7	.857	40
Owen Forsythe	Gustavus Adolphus	9	6	9	.667	28



## SJU'S ALL-TIME POSTSEASON RESULTS

Date	Opponent	Location	Result	Round
<b>1963</b>				
Nov. 30	vs. Emporia State (Kan.)	Bloomington	W, 54-0	NAIA Semifinal
Dec. 14	vs. Prairie View A&M (Texas)	Sacramento, Calif.	W, 33-27	NAIA Championship
<b>1965</b>				
Nov. 27	vs. Fairmont State (W.Va.)	Bloomington	W, 28-7	NAIA Semifinal
Dec. 11	vs. Linfield (Ore.)	Augusta, Ga.	W, 33-0	NAIA Championship
<b>1969</b>				
Nov. 29	vs. Simpson (Iowa)	Excelsior Springs, Mo.	W, 21-0	Mineral Water Bowl
<b>1976</b>				
Nov. 20	at Augustana (Ill.)	Rock Island, Ill.	W, 46-7	NCAA Quarterfinal
Nov. 27	Buena Vista (Iowa)	Collegeville	W, 61-0	NCAA Semifinal
Dec. 4	vs. Towson State (Md.)	Phenix City, Ala.	W, 31-28	NCAA Championship
<b>1977</b>				
Nov. 19	Wabash (Ind.)	Collegeville	L, 9-20	NCAA Quarterfinal
<b>1982</b>				
Nov. 20	at Northwestern (Iowa)	Orange City, Iowa	L, 28-33	NAIA Quarterfinal
<b>1985</b>				
Nov. 23	at Occidental (Calif.)	Los Angeles, Calif.	L, 10-28	NCAA First Round
<b>1987</b>				
Nov. 21	at Gustavus Adolphus	St. Peter	W, 7-3	NCAA First Round
Nov. 28	at Central (Iowa)	Pella, Iowa	L, 3-13	NCAA Quarterfinal
<b>1989</b>				
Nov. 18	Simpson (Iowa)	Collegeville	W, 42-35	NCAA First Round
Nov. 25	at Central (Iowa)	Pella, Iowa	W, 27-24	NCAA Quarterfinal
Dec. 2	at Dayton (Ohio)	Dayton, Ohio	L, 0-28	NCAA Semifinal
<b>1991</b>				
Nov. 23	Coe (Iowa)	Collegeville	W, 75-2	NCAA First Round
Nov. 30	vs. UW-La Crosse	Metrodome	W, 29-10	NCAA Quarterfinal
Dec. 7	at Dayton (Ohio)	Dayton, Ohio	L, 7-19	NCAA Semifinal
<b>1993</b>				
Nov. 20	Coe (Iowa)	Collegeville	W, 32-14	NCAA First Round
Nov. 27	at UW-La Crosse	La Crosse, Wis.	W, 47-25	NCAA Quarterfinal
Dec. 4	at Mount Union (Ohio)	Alliance, Ohio	L, 8-56	NCAA Semifinal
<b>1994</b>				
Nov. 19	La Verne (Calif.)	Collegeville	W, 51-12	NCAA First Round
Nov. 26	Wartburg (Iowa)	Collegeville	W, 42-14	NCAA Quarterfinal
Dec. 3	Albion (Mich.)	Collegeville	L, 16-19	NCAA Semifinal
<b>1996</b>				
Nov. 23	vs. Simpson (Iowa)	Metrodome	W, 21-18	NCAA First Round
Nov. 30	at UW-La Crosse	La Crosse, Wis.	L, 30-37	NCAA Quarterfinal
<b>1998</b>				
Nov. 21	Pacific Lutheran (Wash.)	Collegeville	W, 33-20	NCAA First Round
Nov. 28	UW-Eau Claire	Collegeville	L, 7-10	NCAA Quarterfinal
<b>1999</b>				
Nov. 20	UW-Stevens Point	Collegeville	W, 23-10	NCAA First Round
Nov. 27	Central (Iowa)	Collegeville	W, 10-9	NCAA Second Round
Dec. 4	Pacific Lutheran (Wash.)	Collegeville	L, 9-19	NCAA Quarterfinal
<b>2000</b>				
Nov. 18	at UW-Stout	Menomonie, Wis.	W, 26-19	NCAA First Round
Nov. 25	at Pacific Lutheran (Wash.)	Tacoma, Wash.	W, 28-21 (OT)	NCAA Second Round
Dec. 2	at Central (Iowa)	Pella, Iowa	W, 21-18	NCAA Quarterfinal
Dec. 9	at Hardin-Simmons (Texas)	Abilene, Texas	W, 38-14	NCAA Semifinal
Dec. 16	vs. Mount Union (Ohio)	Salem, Va.	L, 7-10	NCAA Championship
<b>2001</b>				
Nov. 17	St. Norbert (Wis.)	Collegeville	W, 27-20	NCAA First Round
Nov. 24	UW-Stevens Point	Collegeville	W, 9-7	NCAA Second Round
Dec. 1	vs. Pacific Lutheran (Wash.)	FargoDome	W, 31-6	NCAA Quarterfinal
Dec. 8	at Mount Union (Ohio)	Alliance, Ohio	L, 14-35	NCAA Semifinal

Date	Opponent	Location	Result	Round
<b>2002</b>				
Nov. 23	Redlands (Calif.)	Collegeville	W, 31-24	NCAA First Round
Nov. 30	Coe (Iowa)	Collegeville	W, 45-14	NCAA Second Round
Dec. 7	at Linfield (Ore.)	McMinnville, Ore.	W, 21-14	NCAA Quarterfinal
Dec. 14	at Trinity (Texas)	San Antonio, Texas	L, 34-41	NCAA Semifinal
<b>2003</b>				
Nov. 29	St. Norbert (Wis.)	Collegeville	W, 38-13	NCAA Second Round
Dec. 6	Linfield (Ore.)	Collegeville	W, 31-25	NCAA Quarterfinal
Dec. 13	Rensselaer (N.Y.)	Collegeville	W, 38-10	NCAA Semifinal
Dec. 20	vs. Mount Union (Ohio)	Salem, Va.	W, 24-6	NCAA Championship
<b>2005</b>				
Nov. 19	Monmouth (Ill.)	Collegeville	W, 62-3	NCAA First Round
Nov. 26	at UW-Whitewater	Whitewater, Wis.	L, 7-34	NCAA Second Round
<b>2006</b>				
Nov. 18	at Central (Iowa)	Pella, Iowa	W, 21-13	NCAA First Round
Nov. 25	at Whitworth (Wash.)	Spokane, Wash.	W, 21-3	NCAA Second Round
Dec. 2	at UW-Whitewater	Whitewater, Wis.	L, 14-17	NCAA Quarterfinal
<b>2007</b>				
Nov. 17	Redlands (Calif.)	Collegeville	W, 41-13	NCAA First Round
Nov. 24	at Central (Iowa)	Pella, Iowa	L, 7-37	NCAA Second Round
<b>2008</b>				
Nov. 22	at UW-Whitewater	Whitewater, Wis.	L, 7-37	NCAA First Round
<b>2009</b>				
Nov. 21	Coe (Iowa)	Collegeville	L, 27-34	NCAA First Round
<b>2014</b>				
Nov. 22	St. Scholastica	Collegeville	W, 35-7	NCAA First Round
Nov. 29	at Wartburg (Iowa)	Waverly, Iowa	L, 10-21	NCAA Second Round
<b>2015</b>				
Nov. 21	Dubuque (Iowa)	Collegeville	W, 51-7	NCAA First Round
Nov. 28	at St. Thomas	St. Paul	L, 19-38	NCAA Second Round
<b>2016</b>				
Nov. 19	UW-Platteville	Collegeville	W, 32-31	NCAA First Round
Nov. 26	at UW-Oshkosh	Oshkosh, Wis.	L, 14-31	NCAA Second Round
<b>2017</b>				
Nov. 18	at North Central (Ill.)	Naperville, Ill.	L, 7-17	NCAA First Round
<b>2018</b>				
Nov. 17	Martin Luther	Collegeville	W, 84-6	NCAA First Round
Nov. 24	Whitworth (Wash.)	Collegeville	W, 45-24	NCAA Second Round
Dec. 1	at Mary Hardin-Baylor (Texas)	Belton, Texas	L, 18-21	NCAA Quarterfinal
<b>2019</b>				
Nov. 23	Aurora (Ill.)	Collegeville	W, 51-47	NCAA First Round
Nov. 30	at Chapman (Calif.)	Orange, Calif.	W, 55-26	NCAA Second Round
Dec. 7	at Wheaton (Ill.)	Wheaton, Ill.	W, 34-33	NCAA Quarterfinal
Dec. 14	at UW-Whitewater	Whitewater, Wis.	L, 32-35	NCAA Semifinal
<b>2021</b>				
Nov. 20	Lake Forest (Ill.)	Collegeville	W, 41-14	NCAA First Round
Nov. 27	Linfield (Ore.)	Collegeville	L, 28-31	NCAA Second Round
<b>2022</b>				
Nov. 19	Northwestern	Collegeville	W, 49-0	NCAA First Round
Nov. 26	Wartburg (Iowa)	Collegeville	L, 20-23	NCAA Second Round
<b>2024</b>				
Nov. 30	UW-La Crosse	Collegeville	W, 24-13	NCAA Second Round
Dec. 7	Susquehanna (Pa.)	Collegeville	L, 38-41	NCAA Third Round
<b>2025</b>				
Nov. 29	Monmouth (Ill.)	Collegeville	12 p.m.	NCAA First Round

## 2025 NCAA Division III Playoffs (all times CST)

### Mount Union Bracket

Nov. 22  
Union (N.Y.) 26 at Muhlenberg (Pa.) 34  
LaGrange (Ga.) 24 at Framingham State (Mass.) 21  
Nov. 29  
No. 17/20 Randolph-Macon (Va.) at No. 8/9 John Carroll (Ohio), 11 a.m.  
Muhlenberg (Pa.) at No. 2 Mount Union (Ohio), 11 a.m.  
LaGrange (Ga.) at No. 17/19 Berry (Ga.), 11 a.m.  
No. 12/14 Hardin-Simmons (Texas) at No. 21 Trinity (Texas), 12 p.m.

### North Central (Ill.) Bracket

Nov. 22  
Grove City (Pa.) 15 at Hanover (Ind.) 23  
No. 24 Coe (Iowa) 44 at Concordia-Wisconsin 7  
Nov. 29  
No. 13/16 UW-La Crosse at No. 15/18 Hope (Mich.), 11 a.m.  
Hanover (Ind.) at No. 1 North Central (Ill.), 12 p.m.  
No. 23/25 Alma (Mich.) at No. 10/13 UW-Platteville, 12 p.m.  
No. 24 Coe (Iowa) at No. 3/4 Bethel, 12 p.m.

### Wartburg (Iowa) Bracket

Nov. 22  
Crown 14 at No. 19/20 Wheaton (Ill.) 76  
Chapman (Calif.) 18 at Whitworth (Wash.) 16  
Nov. 29  
No. 19/20 Wheaton (Ill.) at No. 5 Wartburg (Iowa), 12 p.m.  
No. 10/15 DePauw (Ind.) at No. 11/14 UW-Whitewater, 12 p.m.  
**No. 23/25 Monmouth (Ill.) at No. 6/7 Saint John's, 12 p.m.**  
Chapman (Calif.) or Whitworth (Wash.) at No. 3/4 UW-River Falls, 12 p.m.

### Christopher Newport Bracket

Nov. 22  
Washington & Jefferson (Pa.) 32 at No. 22 Susquehanna (Pa.) 38  
Cortland State (N.Y.) 7 at Springfield (Mass.) 21  
Nov. 29  
No. 22 Susquehanna (Pa.) at No. 6/7 Christopher Newport (Va.), 11 a.m.  
Eastern (Pa.) at No. 16/18 Franklin & Marshall (Pa.), 11 a.m.  
No. 24 Endicott (Mass.) at No. 9/12 Salisbury (Md.), 11 a.m.  
Springfield (Mass.) at No. 8/11 Johns Hopkins (Md.), 11 a.m.

## All-Time Series vs. MWC

### LAKE FOREST, Ill. (1-0)

Year	Result	Date	Location
2021	W, 41-14*	Nov. 20	Collegeville

### MONMOUTH, Ill. (1-0)

Year	Result	Date	Location
2005	W, 62-3*	Nov. 19	Collegeville

\*denotes an NCAA Division III playoff game

## ALL ABOUT MONMOUTH

Monmouth College was founded on April 18, 1853, by the Second Presbytery of Illinois of the Associate Reformed Presbyterian Church. Founded as Monmouth Academy, the school became Monmouth College after receiving a charter from the Illinois state legislature on September 3, 1856. The college remains affiliated with the Presbyterian Church (USA) and is a member of the Associated Colleges of the Midwest, a consortium of small, private liberal arts colleges. The institution's first president, David Wallace built two mission churches in Massachusetts before assuming the Monmouth presidency.

Founded on the eve of the American Civil War, the college immediately faced a crisis. The college's campus was still under construction while virtually the entire male student body left for military service. President Wallace, believing that the college "must educate, whether there be peace or war," kept classes in session for what was then a primarily female student body. Monmouth was founded as a coeducational college where women and men had equal access to courses. When veterans returning to the college decided to form fraternities, a group of women was determined not to be outdone, and in 1867 established the first fraternity for women, known today as Pi Beta Phi. Three years later, another well-known women's fraternity, Kappa Kappa Gamma, was founded at Monmouth.

## SERIES HISTORY

Saturday's game is the second meeting between Saint John's and Monmouth, the third against a program from the Midwest Conference and the eighth against a team from Illinois. SJU won the only other matchup against the Fighting Scots - a 62-3 decision in the first round of the 2005 NCAA tournament. The Johnnies defeated MWC rival Lake Forest (Ill.) in the first round of postseason play in 2021.

## SERIES NOTES

**Series Record:** SJU leads, 1-0 (Current Streak: SJU, 1)

**at Saint John's:** SJU leads, 1-0 (Current Streak: SJU, 1)

**at Monmouth:** N/A

**Neutral:** N/A

**Last Saint John's Win:** Nov. 19, 2005 (62-3)

**Last Monmouth Win:** N/A

**Largest Margin of a Saint John's Victory:** 59 (2005)

**Largest Margin of a Monmouth Victory:** N/A

## SERIES' TOP PERFORMANCES (BY YARDAGE)

**Rushing:** **SJU,** Corey Weber, 13-127-1 TD (Nov. 19, 2005)  
**MON,** Dante Daniels, 15-36-0 TD (Nov. 19, 2005)

**Passing:** **SJU,** Alex Kofoed, 8-13-216-2 TD (Nov. 19, 2005)  
**MON,** Mitch Tanney, 20-30-118-0 TD (Nov. 19, 2005)

**Receiving:** **SJU,** Mike Lofboom, 4-80-3 TD (Nov. 19, 2005)  
**MON,** Evan Haffner, 5-44-0 TD (Nov. 19, 2005)

## THE LAST MEETING

**at Saint John's 62, Monmouth 3 (Nov. 19, 2005)**

Saint John's opened the 2005 NCAA Division III playoffs with a 62-3 win over Monmouth College, Ill. on Saturday, Nov. 19, 2005 at Clemens Stadium.

Running back **Mike Lofboom** '07 tied a SJU single-game record with five total touchdowns (three receiving and two rushing) and defensive end **Kevin McNamara** '07 totaled 7.5 sacks - an NCAA record that still stands today - in the victory.

Monmouth intercepted a pass from quarterback **Alex Kofoed** '07 on the first possession of the game to set up its only score, a 29-yard field goal by kicker Nathan Palkovic with 10:29 left in the first quarter. Only 45 seconds later, Lofboom scored the first of its five touchdowns on a four-yard pass from Kofoed to give SJU a 7-3 lead. Lofboom scored again with 5:29 left in the first quarter on a seven-yard run to make the score 14-3.

Wide receiver **Casey Haugen** '07 caught a 60-yard pass from Kofoed to make the score 20-3 in the second quarter, and Lofboom caught a 43-yarder for a 27-3 halftime lead. Lofboom caught a 30-yarder in the third quarter and added a 58-yard run to bring the score to 41-3.

**Corey Weber** '06 and running back **Craig Luberts** '08 both added fourth quarter touchdowns, and wide receiver **Derek Solt** '08 ended the scoring for the Johnnies on a 52-yard touchdown pass from quarterback **Michael Crees** '09.

SJU had 555 yards total offense - 287 on the ground and 268 through the air. Individually, Lofboom carried the ball six times for 89 yards and two rushing touchdowns and caught four passes for 80 yards and three touchdowns. Weber had 127 yards rushing on 13 carries and one touchdown, while Luberts carried 10 times for 68 yards and one touchdown. Weber also caught two passes for 65 yards. Kofoed was 8-of-13 passing for 216 yards, four touchdowns and two interceptions.

Defensively, McNamara dominated the game with 12 tackles (10 solo), 8.5 tackles for loss and 7.5 sacks for a loss of 49 yards. Linebacker **Matt Hawn** '06 added 11 tackles (four solo) and a tackle for loss. Linebacker **Brian Adamek** '06 and defensive tackle **Steve Peichel** '06 each had eight total tackles, while Peichel also had 2.5 sacks.

Monmouth was limited to 115 yards total offense, including negative-three yards rushing on 44 attempts. The Fighting Scots were sacked 12 times for a loss of 89 yards. Monmouth quarterback Mitch Tanney was 20-of-30 passing for 118 yards. Running back Dante Daniels carried 15 times for 36 yards, while wide receiver Evan Haffner caught five passes for 44 yards. Defensively, linebacker Jason Goldworthy had 12 total tackles (six solo) and 1.5 tackles for loss.

## SCOUTING THE FIGHTING SCOTS

Monmouth earned an automatic bid to the NCAA Playoffs thanks to its 9-0 record and Midwest Conference championship, its ninth in program history (22nd overall). The NCAA appearance is the eighth all-time for the Scots, who last went to the playoffs in 2019 (a 35-10 loss at UW-Whitewater). Monmouth is 2-7 in the NCAA Playoffs with a 2-5 record in the opening game. The Scots' two postseason wins were in 2008 (42-13 vs. Aurora, Ill.) and 2011 (33-27 in 3OT at Illinois Wesleyan).

A program-record 20 Scots, including 11 on the first team, were named All-Midwest on Nov. 21. In addition, Monmouth swept the four individual MVP awards and head coach Chad Braun was named MWC Coach of the Year for an unprecedented sixth time. Senior quarterback Brayden Deem was Monmouth's first Offensive Skills MVP in nine seasons, while senior lineman James Conner was the Offensive Line MVP, the program's third win in the last four seasons. On the defensive side of the ball, senior Anthony Cikauskas was the Defensive Line MVP for the second time in five years, marking the sixth time in seven seasons a Fighting Scot has won the DL MVP award. Senior linebacker Ethan James was named Defensive Skills MVP, the second straight year a Monmouth player has won the award.

Braun is the first coach in MWC history to win six Coach of the Year awards, breaking a tie with his predecessor Steve Bell. Braun won the award in each of his first five seasons as head coach, 2015, 2016, 2017, 2018 and 2019.

The Monmouth offense had six first-team selections with Deem and Conner joined by junior running back Nate Wrublik, sophomore wide receiver Chase Newman, junior wideout Jeremiah Williams and sophomore lineman Aiden Weaver. Deem is a first-team selection for the second-straight year. He led the MWC with 1,995 passing yards and 24 touchdowns, while completing 54.5 percent of his passes. Deem only had two interceptions in conference play and also rushed for 331 yards and three scores. He set the Monmouth single-game passing record with 453 yards against Illinois College and tied a career-high with six touchdown passes against Ripon (Wis.).

Despite missing two games with injury, Wrublik led the Midwest Conference with 716 rushing yards, 16 rushing touchdowns and 98 points scored. He set a Monmouth single-game record with five touchdowns against Cornell (Iowa) to with a career-high 163 rushing yards. Wrublik ranks in the top 20 in the nation for rushing touchdowns and his 16 this season are the fourth-most in a season in Monmouth history.

Newman also missed a pair of games but led the MWC in receiving touchdowns with 11. A two-time MWC Performer of the Week, Newman set the MC single-game receiving record with 301 yards on 13 catches against Illinois College. Twice this season he tied the single-game record with four touchdowns and he ranks third in the MWC with 39

--continued on p. 11--



LAST MEETING



62



3

SATURDAY, NOV. 19, 2005 | COLLEGEVILLE, MINN.  
CLEMENS STADIUM





## LAST MEETING: SAINT JOHN'S 62, MONMOUTH 3

Saturday, Nov. 19, 2005 | Attendance: 3,681  
Collegeville, Minn. | Clemens Stadium | NCAA DIII Playoffs First Round



	1st	2nd	3rd	4th	Final
Monmouth (10-1, 9-0 MWC)	3	0	0	0	3
Saint John's (11-0, 8-0 MIAC)	14	13	14	21	62

### SCORING SUMMARY

QTR	TIME	TEAM		DRIVE	MON	SJU
1st	10:29	MON	Nathan Palkovic 29 yd field goal	9 plays, 28 yards, TOP 3:43	3	0
1st	9:44	SJU	Mike Lofboom 4 yd pass from Alex Kofoed (Anthony Schmidt kick)	3 plays, 68 yards, TOP 0:38	3	7
1st	5:29	SJU	Mike Lofboom 7 yd run (Anthony Schmidt kick)	4 plays, 81 yards, TOP 2:00	3	14
2nd	9:37	SJU	Casey Haugen 60 yd pass from Alex Kofoed (Anthony Schmidt kick failed)	3 plays, 50 yards, TOP 1:35	3	20
2nd	07:14	SJU	Mike Lofboom 43 yd pass from Alex Kofoed (Anthony Schmidt kick)	1 play, 43 yards, TOP 0:08	3	27
3rd	11:56	SJU	Mike Lofboom 30 yd pass from Alex Kofoed (Anthony Schmidt kick)	2 plays, 39 yards, TOP 0:53	3	34
3rd	08:56	SJU	Mike Lofboom 58 yd run (Anthony Schmidt kick)	1 play, 58 yards, TOP 0:08	3	41
4th	14:53	SJU	Corey Weber 25 yd run (Anthony Schmidt kick)	2 plays, 36 yards, TOP 0:13	3	48
4th	08:13	SJU	Craig Luberts 1 yd run (Anthony Schmidt kick)	4 plays, 65 yards, TOP 1:32	3	55
4th	04:50	SJU	Derek Solt 52 yd pass from Michael Crees (Anthony Schmidt kick)	3 plays, 47 yards, TOP 1:24	3	62

### TEAM STATISTICS

	MON	SJU
FIRST DOWNS	13	16
Rushing	4	10
Passing	8	6
Penalty	1	0
NET YARDS RUSHING	-3	287
Rushing Attempts	44	36
Average Per Rush	-0.1	8.0
Yards Gained Rushing	99	313
Yards Lost Rushing	102	26
NET YARDS PASSING	118	268
Completions-Attempts-Int	20-30-0	9-14-2
Average Per Attempt	3.9	19.1
Average Per Completion	5.9	29.8
TOTAL OFFENSE YARDS	115	555
Total offense plays	74	50
Average Gain Per Play	1.6	11.1
Fumbles: Number-Lost	2-1	0-0
Penalties: Number-Yards	2-22	1-5
PUNTS-YARDS	10-363	1-38
Average Yards Per Punt	36.3	38.0
Net Yards Per Punt	30.0	32.0
Inside 20	1	0
50+ Yards	0	0
Touchbacks	1	0
Fair catch	0	0
KICKOFFS-YARDS	2-129	10-529
Average Yards Per Kickoff	64.5	52.9
Net Yards Per Kickoff	34.5	38.0
Touchbacks	0	0
Punt returns: Number-Yards-TD	1-6-0	8-63-0
Average Per Return	6.0	7.9
Kickoff returns: Number-Yds-TD	10-149-0	2-60-0
Average Per Return	14.9	30.0
Interceptions: Number-Yds-TD	2-3-0	0-0-0
Fumble Returns: Number-Yds-TD	0-0-0	0-0-0
Miscellaneous Yards	0	0
Possession Time	38:40	21:20
1st Quarter	10:26	4:34
2nd Quarter	9:52	5:08
3rd Quarter	8:41	6:19
4th Quarter	9:41	5:19
Third-Down Conversions	6 of 20	7 of 10
Fourth-Down Conversions	0 of 1	0 of 2
Red-Zone Scores-Chances	1-1	3-4
Sacks By: Number-Yards	1-11	13-91
PAT Kicks	0-0	8-9
Field Goals	1-1	0-0

### PASSING STATS

	CMP-ATT-INT	YDS	TD	LONG	SACK
Alex Kofoed	13-8-2	216	4	67	1
Michael Crees	1-1-0	52	1	52	0
TOTALS	14-9-2	268	5	67	1

### RUSHING STATS

	NO.	GAIN	LOSS	NET	TD	LONG	AVG.
Corey Weber	13	135	8	127	1	53	9.8
Mike Lofboom	6	89	0	89	2	58	14.8
Craig Luberts	10	75	7	68	1	62	6.8
Chase Beaudry	2	5	0	5	0	5	2.5
Michael Crees	1	2	0	2	0	2	2.0
Charlie Welsh	1	1	0	1	0	1	1.0
Aaron Blackmore	1	0	0	0	0	0	0.0
Alex Kofoed	2	6	11	-5	0	6	-2.5
TOTALS	36	313	26	287	4	62	8.0

### RECEIVING STATS

	NO.	YDS	TD	LONG
Mike Lofboom	4	80	3	43
Corey Weber	2	65	0	67
Casey Haugen	1	60	1	60
Derek Solt	1	52	1	52
Brett Saladin	1	11	0	11
TOTALS	9	268	5	67

### DEFENSE STATS

	SOLO	AST	TOT	TFL/YDS	SK/YDS	FF	FR/YDS	INT	BR	BLK	QBH
Kevin McNamara	10	2	12	8.5/56	7.5/49	-	-	-	-	-	-
Matt Hawn	4	7	11	1.0/1	-	-	-	-	-	-	-
Brian Adamek	6	2	8	2.0/4	-	1	-	-	-	-	-
Steve Peichel	4	4	8	2.5/18	2.5/18	1	-	-	-	-	-
Damien Dumonceaux	3	4	7	3.0/12	1.0/9	-	-	-	-	-	-
Danno Wagner	3	4	7	1.0/1	-	-	-	-	-	-	-
Mitch Eversman	3	3	6	-	-	-	-	-	-	-	-
Steve LeVoir	4	-	4	2.0/15	2.0/15	-	-	-	-	-	-
Tony Steffensmeier	2	2	4	-	-	-	-	-	-	-	-
Shawn Schoenberg	2	2	4	-	-	-	-	-	-	-	-
Phil Giesen	1	2	3	-	-	-	-	-	-	-	-
Mike Burtzel	1	2	3	-	-	-	-	-	1	-	-
Reid Craigmile	2	.	2	-	-	-	-	-	-	-	-
Kevin Boegel	2	.	2	1.0/1	-	-	-	-	-	-	-
Mike Zauhar	1	1	2	-	-	-	-	-	-	-	-
Garrett Adamson	1	1	2	-	-	-	-	-	-	-	-
Jeff Schulte	1	1	2	-	-	-	-	-	-	-	-
Jason Good	1	1	2	-	-	-	-	-	-	-	-
John Cloeter	-	2	2	-	-	-	-	-	-	-	-
Joe Luke	1	.	1	1.0/3	-	-	-	-	-	-	-
Corey Weber	1	.	1	-	-	-	-	-	-	-	-
Jason Hardie	-	1	1	-	-	-	-	-	-	-	-
Mike Fairchild	-	1	1	-	-	-	-	-	-	-	-
Nick Gunderson	-	-	-	-	-	-	1/0	-	-	-	-



--continued from p. 8--

catches for 676 yards. Newman and Deem also set the record for longest play from scrimmage with a 98-yard touchdown against IC.

Williams finished fifth in the MWC with 34 receptions and 441 yards while adding three touchdowns. He posted a pair of 100+ yard games this season with a career-high 104 against Ripon. He also scored two touchdowns against the Red Hawks and also topped 100 yards with a career-high seven catches in the opener at Wartburg (Iowa).

Conner played at left tackle for the Scots and is now a three-time first-team selection on the offensive line. He joins coach Derek Brown (2022 & 2023) as OL MVPs in the last four years. Conner anchored an offensive line that allowed just four sacks all season while leading the Scots to a record 50.4 points per game and 448.6 yards per game.

Weaver played at right tackle for the Scots and picked up his first All-Midwest selection. Weaver started all 10 games opposite Conner at the tackle position.

On the defensive side of the ball, the Scots had three other first-teamers to join Cikauskas and James, all in the defensive backfield. Senior Derek Chandler was selected for the second time along with junior Kevin Soivilien (Miami, Florida) and senior Damien Brown.

Cikauskas leads the MWC with 23.5 TFL and ranks fourth in the nation. He also has six sacks, 46 total tackles, four pass breakups, two forced fumbles and three fumble recoveries. Cikauskas, a three-time All-MWC first teamer, holds the MWC and Monmouth record with 77 career TFL. He also holds the MC record for career sacks (37) and forced fumbles (10). The Scots have won the DL MVP for six of the last seven seasons.

James scored four defensive touchdowns this season with two fumble returns, an interception return and a blocked punt returned for a touchdown. He leads the Scots with 88 tackles, which are second in the MWC. He leads the nation with four fumble recoveries and ranks fourth in Monmouth history for recoveries in a season. His 10.5 TFL rank 13th in Monmouth history and James also has a sack and an interception.

Chandler is on the first team for a second-straight season with 30 tackles, two interceptions, four TFL, four PBU, three forced fumbles and three blocked kicks. He led the MWC in forced fumbles and blocked kicks while ranking third in the nation in blocks. Chandler returned an interception for a touchdown against Grinnell (Iowa), blocked two punts against Lake Forest (Ill.) and recorded a career-best 12 tackles against Wartburg.

Brown leads the Scots with four interceptions to pick up his first MWC All-Conference selection. The senior added 32 tackles, six PBU and 3.5 TFL on the season. He picked off passes against Wartburg, Chicago, Grinnell and Ripon and also had a sack against Beloit. Brown finished the year tied for the MWC lead in interceptions.

Soivilien is also a first-time All-Conference pick and despite missing two games, he racked up 25 tackles and three PBU. Soivilien had an interception against Cornell and added a TFL against IC. He also had a career-high nine tackles against IC and half a TFL against Lake Forest.

Braun became the 31st head coach in Monmouth football history in 2015 after serving as the defensive coordinator for 15 seasons. He has led the Scots to five Midwest Conference titles and has an 85-20 career record. Prior to joining the Scots in 2000 as the defensive coordinator, Braun coached at MacMurray (Ill.) from 1997-00. He started his coaching career at Jacksonville (Ill.) High School from 1994-97. A native of Aurora, Illinois, Braun earned a degree from Illinois College (1995) where he was also an all-conference performer on the football field. He earned his master's degree in physical education/sports management from Western Illinois University in 2003. Braun is also the winningest men's tennis coach in Monmouth history. He coached the men's tennis team from 2004-14 and posted a record of 139-112 for a .553 win percentage.

## THE LAST GAME

at Saint John's 63, St. Olaf 21 (Nov. 15)

Junior running back **Corey Bohmert** (Mahtomedi, Minn.) rushed for 159 yards and two touchdowns - all of it in the first half - as the Johnnies rolled past St. Olaf 63-21 in their regular-season finale before a crowd of 6,711 on a sunny and pleasant mid-November afternoon at Clemens Stadium.

His 159 yards rushing were the most by a Johnnie in a single game since **Henry Trost** '22 also rushed for that many in a 57-7 win over St. Olaf on Oct. 20, 2018 in Collegeville.

SJU finished the regular season 9-1 overall, its lone loss coming to fifth-ranked Bethel, which defeated St. Scholastica 62-0 to wrap up the MIAC title and secure the confer-

ence's automatic bid to the NCAA Division III playoffs.

It was sophomore wide receiver **Carson Hegerle** (West Fargo, N.D.) who got SJU rolling Saturday, catching touchdown passes of 5 and 21 yards from junior quarterback **Trey Feeney** on the Johnnies' first two offensive possessions.

Then it was Bohmert's time to shine, taking the ball around right end and streaking down the SJU sideline on a 56-yard touchdown run that expanded the Johnnie lead to 21-0 with 3:12 to play in the first quarter. Bohmert followed up with an 18-yard touchdown run on the first play of the second quarter before calling it a day soon after on doctor's orders.

Feeney connected with junior wideout **Riley Schwellenbach** (Woodbury, Minn./East Ridge) on a 5-yard touchdown pass. Then after the Oles got on the board on a 19-yard, fourth-down touchdown catch from tight end Jackson Kauck, the Johnnies struck again.

Senior quarterback **Zander Dittbenner** checked in at quarterback to score on a 4-yard run that put SJU on top 42-7 at halftime. The Johnnies finished with 438 yards in the first half alone.

Feeney and the offense kept rolling in the third quarter. After stopping the Oles on downs at their own 30 on the opening possession of the second half, senior All-American **Dylan Wheeler** hauled in a 10-yard touchdown pass from Feeney.

Feeney then found Schwellenbach a second time, this time deep over the middle for a 55-yard scoring strike that put the Johnnies up 56-7. The quarterback then exited, finishing the afternoon 25 of 29 passing for 324 yards and five touchdowns.

SJU added a 16-yard touchdown pass from Dittbenner to senior **Faaris Amegankpoe** (Maple Grove, Minn.) late in the third quarter before the Oles managed a pair of touchdowns in the fourth.

### at Monmouth 60, Knox (Ill.) (Nov. 15)

Monmouth recorded a 69-0 win over Knox (Ill.) in the Turkey Bowl on Saturday, Nov. 15, completing a 9-0 Midwest Conference season.

Monmouth scored five first quarter touchdowns, starting with a 43-yard pass from senior quarterback Brayden Deem to junior wide receiver Jeremiah Williams. On Knox's second play from scrimmage, senior defensive lineman Anthony Cikauskas forced and recovered a fumble at the Prairie Wolves' 24, leading to a 13-yard touchdown run by junior running back Nate Wrublik for a 14-0 advantage.

Deem connected with Williams for 11 yards on the next drive, followed by completions to junior wide receiver Gabriel Zeigler-Harris for 14 yards and a 9-yard touchdown run by Wrublik. Senior linebacker Jalek White forced a fumble that turned into a 14-yard Lucas Kessinger touchdown and a 28-0 lead for the Fighting Scots.

Cikauskas set the Monmouth career tackles for loss record on the next possession and senior defensive back Derek Chandler blocked a punt to give the Scots another short field. Monmouth converted on a 31-yard drive capped by a 12-yard Wrublik touchdown run for a 35-0 first quarter. Monmouth added another score with a 7-yard rushing touchdown by Deem for a 42-0 lead at half.

James opened the second-half scoring with a 37-yard fumble-return touchdown. Junior back-up quarterback Silas Braun completed two touchdown passes to freshmen receivers Gus Olson (8 yards) and Tristan Brown (34 yards) before freshman running back Jalon Lewis added a 1-yard touchdown run, extending the lead to 56-0.

Sophomore running back Angel Duarte ran for 39 yards to end the third quarter, and senior center James Connor scored on a 1-yard rush - the first carry of his career - for a 62-0 advantage. After a defensive stop, Duarte added runs of 33, 18 and 14 yards, the final carry resulting in another score on the ground.

Deem finished 8-for-14 for 140 yards and two touchdowns, while Braun was 3-for-7 for 37 yards. Five different players recorded rushing touchdowns, while Duarte led the ground game with 108 yards. Wrublik added scored a trio of TDs on a total of 76 yards. Eight players caught passes, led by Williams (54 yards) and Kessinger (49), each with two receptions and one touchdown.

White led Monmouth with a career-high 15 tackles (11 solo; 2.5 for loss) and a sack. James totaled 11 (seven solo), as well as two fumble recoveries, while Cikauskas led the pass rush with 4.5 TFLs and a sack. He added a forced fumble and recovery.



## THE FASCHING FILE



<b>Born</b>	Sept. 30, 1958
<b>Hometown</b>	Winsted, Minn.
<b>High School</b>	Holy Trinity, 1977
<b>Wife</b>	Cindy
<b>Children</b>	daughters, Laura and Megan sons, Jeff, Ryan and Scott
<b>Degrees</b>	Social Science; Saint John's, 1981 Sports Management; St. Cloud State, 2000

## DURING FASCHING'S TENURE ON STAFF

<b>All-Americans</b>	<b>82</b> (79 football, 3 track & field)
<b>Academic All-Americans</b>	<b>29</b>
<b>All-MIAC First-Team Selections</b>	<b>242</b>
<b>MIAC Championships</b>	<b>16</b>
	1996, 1998, 1999, 2001, 2002, 2003, 2005, 2006, 2008, 2009, 2014, 2018, 2019, 2021, 2022, 2024
<b>Postseason Appearances</b>	<b>22</b>
	1996, 1998, 1999, 2000, 2001, 2002, 2003, 2005, 2006, 2007, 2008, 2009, 2014, 2015, 2016, 2017, 2018, 2019, 2021, 2022, 2024, 2025

## FOLLOWING THE LEGEND

A 1981 SJU graduate, Fasching became the 16th head coach in the 102-year history of Saint John's University football following the 2012 season. He succeeded John Gagliardi, who announced his retirement following 60 seasons at SJU, after serving 17 seasons as an assistant football coach and recruiting coordinator at SJU. Fasching was a three-year starter for Gagliardi and the Johnnies at linebacker during the 1978 and 1980-81 seasons. A knee injury held him out of the 1979 season.

## AS AN ASSISTANT

The Johnnies posted a 164-39 record (120-22 MIAC) with 10 conference titles and 12 postseason appearances (22-11 playoff record), including the 2003 national championship, 2000 national runner-up performance and four national semifinal games during his tenure as an assistant coach. He also coached SJU's throwers as an assistant track and field coach from 1996-2011.

## AT ST. CLOUD CATHEDRAL

Prior to joining the Johnnies' coaching staff, Fasching served as the head football coach at St. Cloud Cathedral High School from 1986-95, where he led the Crusaders to the State Class B title in 1992 and 1993.

## HALL OF FAMER & COACH OF THE YEAR

Fasching was inducted into the Minnesota Football Coaches Association Hall of Fame in April 2022 and St. Cloud Cathedral's Athletic Hall of Fame in February 2022. He is a seven-time MIAC Coach of the Year: 2014, 2017, 2018, 2019, 2021, 2022 and 2024.

## FASCHING'S COACHING RECORD

Year	School	Position	Record	Notes
1982	St. Cloud Cathedral	Defensive Coordinator	6-3	
1983	St. Cloud Cathedral	Defensive Coordinator	3-6	
1984	St. Cloud Cathedral	Defensive Coordinator	5-4	
1985	St. Cloud Cathedral	Defensive Coordinator	6-4	
			<b>20-17 (.541)</b>	
1986	St. Cloud Cathedral	Head Coach	4-5	
1987	St. Cloud Cathedral	Head Coach	2-6	
1988	St. Cloud Cathedral	Head Coach	7-3	
1989	St. Cloud Cathedral	Head Coach	6-5	
1990	St. Cloud Cathedral	Head Coach	2-7	
1991	St. Cloud Cathedral	Head Coach	1-7	
1992	St. Cloud Cathedral	Head Coach	10-4	Class B State Champions
1993	St. Cloud Cathedral	Head Coach	14-0	Class B State Champions
1994	St. Cloud Cathedral	Head Coach	4-5	
1995	St. Cloud Cathedral	Head Coach	7-4	
			<b>57-46 (.553)</b>	
1996	Saint John's	Defensive Assistant	11-1	MIAC Champions, NCAA
1997	Saint John's	Defensive Assistant	6-4	
1998	Saint John's	Defensive Assistant	11-1	MIAC Champions, NCAA
1999	Saint John's	Defensive Assistant	11-2	MIAC Champions, NCAA
2000	Saint John's	Defensive Assistant	13-2	National Runner-Up
2001	Saint John's	Defensive Assistant	11-3	MIAC Champions, NCAA
2002	Saint John's	Defensive Assistant	12-2	MIAC Champions, NCAA
2003	Saint John's	Defensive Assistant	14-0	National Champions
2004	Saint John's	Defensive Assistant	7-3	
2005	Saint John's	Defensive Assistant	11-1	MIAC Champions, NCAA
2006	Saint John's	Defensive Assistant	11-2	MIAC Champions, NCAA
2007	Saint John's	Defensive Assistant	10-2	NCAA
2008	Saint John's	Defensive Assistant	8-3	MIAC Champions, NCAA
2009	Saint John's	Defensive Assistant	10-1	MIAC Champions, NCAA
2010	Saint John's	Defensive Assistant	7-3	
2011	Saint John's	Defensive Assistant	6-4	
2012	Saint John's	Defensive Assistant	5-5	
			<b>164-39 (.808)</b>	
2013	Saint John's	Head Coach	7-3	
2014*	Saint John's	Head Coach	10-2	MIAC Champions, NCAA
2015	Saint John's	Head Coach	10-2	NCAA
2016	Saint John's	Head Coach	10-2	NCAA
2017*	Saint John's	Head Coach	9-2	NCAA
2018*	Saint John's	Head Coach	12-1	MIAC Champions, NCAA
2019*	Saint John's	Head Coach	12-2	MIAC Champions, NCAA
2021*	Saint John's	Head Coach	11-1	MIAC Champions, NCAA
2022*	Saint John's	Head Coach	10-2	MIAC Champions, NCAA
2023	Saint John's	Head Coach	8-2	
2024*	Saint John's	Head Coach	11-1	MIAC Champions, NCAA
2025	Saint John's	Head Coach	9-1	NCAA
			<b>119-21 (.850)</b>	

\*MIAC Coach of the Year

## SJU'S RECORD UNDER HEAD COACH GARY FASCHING

Category	2013	2014	2015	2016	2017	2018	2019	2021	2022	2023	2024	2025	TOTAL
Record	7-3	10-2	10-2	10-2	9-2	12-1	12-2	11-1	10-2	8-2	11-1	9-1	119-21
MIAC	5-3	7-1	7-1	7-1	7-1	8-0	7-1	8-0	7-1	7-1	8-0	8-1	86-11
Non-Conference (Regular Season)	2-0	2-0	2-0	2-0	2-0	2-0	2-0	2-0	2-0	1-1	2-0	1-0	22-1
Postseason	---	1-1	1-1	1-1	0-1	2-1	3-1	1-1	1-1	---	1-1	---	11-9
Home	3-2	5-1	6-1	5-1	6-0	8-0	5-1	7-1	7-1	5-0	7-1	6-0	70-9
Away	4-1	5-1	4-1	5-1	3-1	3-1	6-1	4-0	3-1	3-2	4-0	3-1	47-11
Neutral	---	---	---	---	0-1	1-0	1-0	---	---	---	---	---	2-1
Ranked (AFCA/D3football.com)	2-2	7-1	10-2	10-2	9-2	12-1	12-2	11-1	10-2	8-2	11-1	9-1	111-19
vs. Ranked (AFCA/D3football.com)	1-1	2-1	2-2	1-2	1-2	2-1	4-1	4-1	3-2	2-1	4-1	0-1	26-16
Ranked vs. Ranked (AFCA/D3football.com)	---	1-1	1-2	1-2	1-2	2-1	4-1	4-1	3-2	2-1	4-1	0-1	23-15
Score First	5-1	8-0	8-0	8-0	9-1	11-0	8-2	9-1	7-1	5-1	8-1	9-1	95-9
Opponent Score First	2-2	2-2	2-2	2-2	0-1	1-1	4-0	2-0	3-1	3-1	3-0	---	24-12
Leading at Half	5-1	8-0	10-0	9-0	8-0	12-0	9-0	9-0	10-1	7-0	10-0	9-0	106-2
Trailing at Half	1-2	1-1	0-1	1-2	0-2	0-1	3-2	2-1	0-1	1-1	---	---	9-14
Tied at Half	1-0	1-1	0-1	---	1-0	---	---	---	---	0-1	1-1	0-1	4-5
Leading after Third Quarter	5-1	10-0	10-0	9-0	9-0	12-0	11-0	10-0	10-1	7-0	10-0	9-0	112-2
Trailing after Third Quarter	1-2	0-1	0-2	1-2	0-2	0-1	1-1	1-1	0-1	1-2	1-1	---	6-16
Tied after Third Quarter	1-0	0-1	---	---	---	---	0-1	---	---	---	---	0-1	1-3
Overtime	0-1	---	---	---	---	---	0-1	---	---	1-0	---	---	1-2
September	3-1	3-1	3-1	3-1	4-1	4-0	3-0	3-0	2-1	3-1	3-0	3-0	37-7
October	3-0	3-0	4-0	4-0	3-0	4-0	4-0	5-0	5-0	3-1	4-0	3-1	45-2
November	1-2	4-1	3-1	3-1	2-1	4-0	4-1	3-1	3-1	2-0	4-0	3-0	36-9
December	---	---	---	---	---	0-1	1-1	---	---	---	0-1	---	1-3
Scoring less than 20 points	2-2	0-2	0-2	0-1	1-2	0-1	2-1	---	---	---	---	0-1	6-12
Scoring 20+ points	5-1	10-0	10-0	10-1	8-0	12-0	10-1	11-1	10-2	8-2	11-1	9-0	114-9
Scoring 30+ points	2-0	5-0	8-0	9-0	7-0	11-0	10-1	10-0	8-0	6-1	10-1	9-0	95-3
Scoring 40+ points	---	2-0	8-0	8-0	6-0	10-0	7-0	6-0	6-0	5-0	8-0	8-0	73-0
Allowing less than 20 points	6-0	9-0	8-0	8-0	9-1	9-0	7-1	8-0	8-0	4-0	7-0	7-1	90-3
Allowing 20+ points	1-3	1-2	2-2	2-2	0-1	3-1	5-1	3-1	2-2	4-2	4-1	2-0	29-18
Allowing 30+ points	---	---	0-2	1-2	---	---	2-1	1-1	1-0	1-2	2-1	---	8-9
Rushing for less than 100 yards	1-1	0-1	0-2	1-1	1-1	1-1	4-1	0-1	4-1	4-2	3-1	2-1	21-14
Rushing for 100+ yards	6-2	10-1	10-0	9-1	8-1	11-0	8-1	11-0	6-1	4-0	8-0	7-0	98-7
Rushing for 200+ yards	2-0	7-0	8-0	7-0	6-0	5-0	3-1	6-0	2-0	2-0	2-0	2-0	52-1
Rushing for 300+ yards	---	3-0	---	2-0	3-0	2-0	---	1-0	---	---	---	---	11-0
Passing for less than 200 yards	5-2	9-2	6-0	2-1	4-2	---	---	2-0	---	---	---	---	28-7
Passing for 200+ yards	2-1	1-0	4-2	8-1	5-0	12-1	12-2	9-1	10-2	8-2	11-1	9-1	91-14
Passing for 300+ yards	---	---	---	1-0	1-0	3-1	9-2	3-0	5-1	6-0	10-1	7-0	45-5
Passing for 400+ yards	---	---	---	---	---	1-1	6-0	1-0	---	3-0	4-1	3-0	18-2
Totalling less than 200 yards	---	---	---	---	0-1	---	---	---	---	---	---	---	0-1
Totalling 200+ yards	7-3	10-2	10-2	10-2	9-1	12-1	12-2	11-1	10-2	8-2	11-1	9-1	119-20
Totalling 300+ yards	6-2	9-1	9-0	9-1	8-0	12-1	12-2	10-1	9-2	8-1	11-1	9-1	112-13
Totalling 400+ yards	1-0	3-0	7-0	8-0	6-0	10-1	10-1	9-0	4-1	6-0	11-1	8-0	84-4
Allowing less than 100 yards	---	---	---	3-0	3-0	1-0	---	---	---	---	---	---	7-0
Allowing less than 200 yards	---	2-0	1-0	7-0	5-0	3-0	4-0	4-0	---	2-0	5-0	6-0	39-0
Allowing less than 300 yards	3-1	6-0	5-0	7-0	9-0	7-0	6-1	9-1	7-0	6-0	6-0	9-0	80-3
Allowing 300+ yards	4-2	4-2	5-2	3-2	0-2	5-1	6-1	2-0	3-2	2-2	5-1	0-1	39-18
Having a 100-yard Rusher	2-0	10-0	8-0	1-1	3-1	2-0	1-1	5-0	0-1	---	2-0	1-0	35-4
Having 2 100-yard Rushers	---	1-0	---	---	---	1-0	---	---	---	---	---	---	2-0
Having a 100-yard Receiver	3-0	---	3-1	4-0	2-0	4-1	10-2	4-0	6-1	5-1	9-1	7-1	57-8
Having a 200-yard Receiver	---	---	---	---	---	1-0	1-0	---	---	1-0	---	---	3-0
Opponent 100-yard Rusher	4-0	1-1	1-2	1-2	0-1	2-0	2-0	1-0	1-0	0-1	1-1	0-1	14-9
Opponent 100-yard Receiver	2-1	3-0	4-0	2-0	1-0	3-0	3-0	3-1	3-1	1-1	4-1	---	29-5
No Turnovers	1-0	5-0	4-0	3-0	3-1	6-0	3-0	2-0	2-0	2-0	3-0	2-0	36-1
Less than 3 Turnovers	3-3	9-2	10-0	9-1	9-2	10-0	11-1	10-0	8-1	8-2	10-1	8-1	105-14
3+ Turnovers	4-0	1-0	0-2	1-1	---	2-1	1-1	1-1	2-1	---	1-0	1-0	14-7
No Takeaways	2-0	1-1	1-1	---	1-0	1-1	3-0	1-1	1-0	1-1	3-0	1-1	16-6
Less than 3 Takeaways	3-2	4-2	6-2	6-2	5-2	7-1	7-2	8-1	7-2	6-1	7-1	8-1	74-19
3+ Takeaways	4-1	6-0	4-0	4-0	4-0	5-0	5-0	3-0	3-0	2-1	4-0	1-0	45-2
30:00+ Possession	4-2	7-1	4-0	10-1	7-0	5-0	4-1	8-1	5-1	6-0	8-0	5-1	73-8
Less than 30:00 Possession	3-1	3-1	6-2	0-1	2-2	7-1	8-1	3-0	5-1	2-2	3-1	4-0	46-13



## WINS IN FIRST 11 SEASONS/140 GAMES

**Gary Fasching** is off to the best start, in regard to wins, by any head coach in program history. That history, of course, includes the likes of college football's all-time wins leader, **John Gagliardi**. Fasching is also ahead of Gagliardi's pace when it comes to their first 140 games coached at SJU.

*Among SJU Football Coaches With Six Seasons Coached or More*

Coach	First 11 Seasons	First 140 Games	Total at SJU
Gary Fasching	110-20 (.846)	119-21 (.850)	119-21 (.850)
John Gagliardi	67-23-2 (.739)	98-38-4 (.714)	465-132-10 (.774)
Joe Benda	42-26-8 (.605)	---	57-32-8 (.629)

## SJU'S HEAD FOOTBALL COACHES

### CHRONOLOGICAL

Name	Yrs. (Seasons)	Record (Pct.)
John O'Leary	1900-01 (2)	4-2-0 (.667)
Ignatius Vonderhaar	1902 (1)	0-1-0 (.000)
Peter Boquel	1903-04 (2)	3-2-0 (.600)
Harry Comeau	1905-06 (2)	3-0-0 (1.000)
Frank Cassidy	1907 (1)	1-3-0 (.250)
William Brennan	1908-09 (2)	4-6-0 (.400)
Edward Cahill	1920-21 (2)	1-6-0 (.143)
Fred Sanborn	1922-23 (2)	3-8-0 (.273)
Eugene Aldrich	1924 (1)	1-4-1 (.250)
Wilfred Houle	1925-29 (5)	7-22-3 (.266)
Joe Benda	1930-36, 1941-42, 1945-49 (14)	57-32-8 (.629)
George Durenberger	1937-40 (4)	20-10-1 (.661)
Henry Welsch	1944 (1)	1-0-1 (.750)
John McNally	1950-52 (3)	13-9-0 (.591)
John Gagliardi	1953-12 (60)	465-132-10 (.774)
<b>Gary Fasching</b>	<b>2013-current (13)</b>	<b>119-21-0 (.850)</b>

### WINS - OVERALL

1. John Gagliardi	465
<b>2. Gary Fasching</b>	<b>119</b>
3. Joe Benda	57

### PCT. - OVERALL (min. 15 games)

<b>1. Gary Fasching</b>	<b>.850 (119-21)</b>
2. John Gagliardi	.774 (465-132-10)
3. George Durenberger	.661 (20-10-1)

### WINS - MIAC

1. John Gagliardi	362
<b>2. Gary Fasching</b>	<b>86</b>
3. Joe Benda	35

### PCT. - MIAC (min. 10 games)

<b>1. Gary Fasching</b>	<b>.887 (86-11)</b>
2. John Gagliardi	.780 (362-99-9)
3. George Durenberger	.625 (12-7-1)

### WINS - HOME

1. John Gagliardi	241
<b>2. Gary Fasching</b>	<b>70</b>
3. Joe Benda	30

### PCT. - HOME (min. 15 games)

<b>1. Gary Fasching</b>	<b>.886 (70-9)</b>
2. John Gagliardi	.818 (241-52-4)
3. Joe Benda	.722 (30-10-5)



## FASCHING VS. THE OPPONENTS

OPPONENT	OVERALL	HOME	AWAY	NEUTRAL
Augsburg	12-0	7-0	5-0	---
Aurora, Ill.	2-0	2-0	---	---
Bethel	12-3	7-1	5-2	---
Buena Vista, Iowa	2-0	1-0	1-0	---
Carleton	12-0	6-0	6-0	---
Carthage, Wis.	1-0	1-0	---	---
Chapman, Calif.	1-0	---	1-0	---
Concordia-Moorhead	10-3	3-3	7-0	---
Dubuque, Iowa	2-0	2-0	---	---
Gustavus Adolphus	10-2	5-0	4-2	1-0
Hamline	8-0	4-0	4-0	---
Lake Forest, Ill.	1-0	1-0	---	---
Linfield, Ore.	0-1	0-1	---	---
Macalester	1-0	1-0	---	---
Martin Luther	2-0	2-0	---	---
Mary Hardin-Baylor, Texas	0-1	---	0-1	---
Minnesota-Morris	1-0	1-0	---	---
North Central, Ill.	0-1	---	0-1	---
Northwestern	1-0	1-0	---	---
Presentation, S.D.	1-0	1-0	---	---
Rose-Hulman, Ind.	1-0	1-0	---	---
St. Olaf	12-0	6-0	6-0	---
St. Scholastica	8-0	6-0	2-0	---
St. Thomas	4-4	1-2	2-1	1-1
Susquehanna, Pa.	0-1	0-1	---	---
Thomas More, Ky.	1-0	1-0	---	---
Trinity, Texas	1-0	1-0	---	---
Wartburg, Iowa	1-2	1-1	0-1	---
Wheaton, Ill.	1-0	---	1-0	---
Whitworth, Wash.	1-0	1-0	---	---
UW-Eau Claire	2-0	1-0	1-0	---
UW-La Crosse	1-0	1-0	---	---
UW-Oshkosh	0-1	---	0-1	---
UW-Platteville	1-0	1-0	---	---
UW-River Falls	3-0	2-0	1-0	---
UW-Stout	2-0	1-0	1-0	---
UW-Whitewater	1-2	1-0	0-2	---
<b>TOTAL</b>	<b>119-21</b>	<b>70-9</b>	<b>47-11</b>	<b>2-1</b>

## WINNINGEST ACTIVE COACHES

### BY PERCENTAGE

This list includes all coaches with at least five seasons at four-year colleges regardless of division or association.

*\*entering the 2025 season*

Name	Yrs. (Seasons)	Record (Pct.)
1. Geoff Dartt, Mount Union (Ohio)	5	56-4-0 (.933)
2. Kalen DeBoer, Alabama	10	114-16-0 (.877)
3. Ryan Day, Ohio State	7	70-10-0 (.875)
4. Tony Annese, Ferris State (Mich.)	12	137-21-0 (.867)
5. Brett Dietz, DePauw (Ind.)	5	41-7-0 (.854)
6. Jeff Devanney, Trinity (Conn.)	18	128-23-0 (.848)
7. Kirby Smart, Georgia	9	105-19-0 (.847)
<b>8. Gary Fasching, Saint John's (Minn.)</b>	<b>11</b>	<b>110-20-0 (.846)</b>
9. Matt Entz, Fresno State (Calif.)	5	60-11-0 (.845)
10. Joseph Smith, Linfield (Ore.)	18	166-31-0 (.843)
11. Paul Simmons, Harding (Ark.)	7	77-15-0 (.837)
12. Don Beebe, Aurora (Ill.)	6	51-10-0 (.836)
13. Nate Milne, Muhlenberg (Pa.)	6	60-13-0 (.822)
14. Duke Greco, West Chester (Pa.)	10	95-21-0 (.819)
15. Mike Jacobs, Mercer (Ga.)	9	85-20-0 (.810)



## ASSISTANT COACHES

### BRANDON NOVAK



#### Defensive Coordinator/Defensive Backs

Saint John's '01, 26<sup>th</sup> season

Novak is in his 26th season as an assistant coach for the Johnnies in 2025. A 2001 graduate of SJU, Novak was named the MIAC Most Valuable Player as a linebacker in 1999 and a two-time, first-team All-America selection. He coached linebackers for 11 seasons but transitioned to the offensive side of the ball to coach running backs in 2012, only to return to the defensive side of the ball in 2013. Novak ended a 10-year tenure as the head wrestling coach at SJU following the 2013-14 season. On the mat, Novak won the national wrestling title at 197 pounds in March 2001 and was a three-time All-American. He was inducted into the Division III National Wrestling Coaches' Association (NWCA) Hall of Fame in March 2017. Novak and his wife, Heather, live in St. Joseph with their two sons, Sebastian and Maikol, and daughter, Luciana.



### KOLE HECKENDORF

#### Offensive Coordinator/Receivers

North Dakota State '08, 13<sup>th</sup> season

Heckendorf is in his 13th season as an offensive assistant in 2025 and the eighth as the Johnnies' offensive coordinator. SJU averaged 42.8 points and 475.8 yards of offense per game (148.0 rushing and 327.8 passing) in his first six seasons (73 games) as offensive coordinator. In 2002, Heckendorf set a pair of Wisconsin records with 116 receptions for 1,714 yards as a junior at Mosinee High School and ended his career as the state's all-time leader in receiving yards (3,831) and touchdowns (36). Heckendorf accepted a scholarship to FCS North Dakota State and ended a four-year collegiate career (2005-08) as the all-time leader in catches (178) and receiving yards (2,732). He signed with the Green Bay Packers as an undrafted free agent in 2009 and later joined four other National Football League organizations: the Detroit Lions, Seattle Seahawks, San Diego Chargers and Indianapolis Colts. Kole and his wife, Kristen, son, Landon, and daughter, Hallie, reside in Sauk Rapids.



### DAMIEN DUMONCEAUX



#### Recruiting Coordinator/Defensive Line

Saint John's '05, 20<sup>th</sup> season

Dumonceaux is in his 20th season on the defensive coaching staff in 2025 after serving as a three-year starter at nose tackle from 2003-05. A 2005 All-American, Dumonceaux received a pair of national awards, Football Gazette's Defensive Lineman of the Year and D3football.com's Defensive Player of the Year, and received the MIAC Mike Stam Award as the conference's top lineman. Dumonceaux and his wife, Patricia, have a son, Fischer, and live in St. Joseph.



# ASSISTANT COACHES



## JOSH BUNGUM

### Quarterbacks

Saint John's '16, 10<sup>th</sup> season

Bungum is in his 10<sup>th</sup> season as an SJU assistant coach in 2025. A 2016 graduate of SJU, Bungum was named D3football.com All-American honorable mention in 2015 as a returner, where he was a two-time All-MIAC first-team selection.



## MAX JACKSON

### Defensive Assistant/ Diversity & Student Success

Saint John's '19, fifth season

Jackson is in his fifth season as a defensive assistant, as well as the program's diversity and student success officer, in 2025. A 2019 graduate and a two-sport star, Jackson was a two-time All-American safety and All-Region outfielder for SJU.



## JAMES HERBERG

### Defensive Backs/ Recruiting

Gustavus '09, first season

Herberg led Rocori High School to eight state tournament appearances - four as a defensive assistant (2009-17) and four more as head coach (2018-24), including Minnesota Class AAAA state championships in 2011 and 2019, and a state runner-up finish in 2023.



## ISAIAH TRAUFLER

### Tight Ends/Recruiting

Saint John's '24, first season

A 2024 graduate of Saint John's, Traufler served as player personnel and a recruiting assistant at Division I (FBS) Wisconsin last fall before re-joining the Johnnies this season.



## WILL BLAKEY

### Running Backs

Saint John's '27, fifth season

A 2016 graduate of St. Paul Central High School, Blakey served six years of active duty in the U.S. Air Force. He transferred to SJU from Division I Portland State prior to the 2024 season and rushed for 446 yards and 10 touchdowns.



## BEN ELI

### Offensive Line

Saint John's '16, ninth season

The 2025 season is Eli's ninth as an assistant coach at SJU. A December 2016 graduate, Eli was an American Football Coaches' Association (AFCA) All-America first-team selection in 2016. He was also named to the D3football.com All-West Region second-team and was an All-MIAC first-team selection in 2016.



## COLLIN FRANZ

### Defensive Assistant/ Defensive Line

Saint John's '21, fourth season

Franz is in his fourth season as an assistant coach for SJU in 2025. Franz started all 12 games in 2021 and posted a career-high 7.5 tackles for loss, an interception, fumble recovery and batted down five passes.



## MIKE MAGNUSON

### Offensive Line

Saint John's '90, 11<sup>th</sup> season

Magnuson is in his sixth season as an assistant coach for SJU in 2021 and the fourth as the team's offensive line coach. A 1990 graduate of SJU, Magnuson was a three-year starter at offensive tackle and a member of two NCAA playoff teams (1987 and 1989) and the 1989 MIAC championship squad.



## ALEXI JOHNSON

### Kickers

Saint John's '17, eighth season

Johnson is in his eighth season as a volunteer assistant coach for the Johnnies in 2025. A 2017 graduate of SJU, Johnson was a four-year kicker for the Johnnies from 2013-16 and ended his career second in school history in both career field goals (27) and career PAT's (190).



## ANDY AUGER

### Volunteer Defensive Assistant

Saint John's '95, seventh season

Auger is in his seventh season as a volunteer assistant coach for SJU's defense in 2025. A 1995 graduate of SJU, Auger played both baseball and football for the Johnnies and was a member of four MIAC-champion teams across the two sports.



## TOM WICKA

### Volunteer Assistant/ Linebackers

Saint John's '90, fourth season

Wicka is in his fourth season as a volunteer assistant coach for the Johnnies in 2025, working with linebackers. A 1990 graduate of SJU, Wicka was a three-year starter at linebacker and a member of two NCAA playoff teams (1987 and 1989) and the 1989 MIAC championship squad.



## JIM PLATTEN

### Volunteer Equipment Manager

Saint John's '74, 26<sup>th</sup> season

For well over 25 years, Jim Platten '74 has volunteered in the equipment room, helping out with the football team and other programs. Along the way, Platten has been a friend, resource and mentor to multiple generations of Johnnie student-athletes.

## SUPPORT STAFF

Dan O'Brien	Interim Director of Athletics	St. Thomas '87	First season
Ryan Klinkner	Athletic Communications	Saint John's '04	20th season
Jordan Modjeski	Athletic Communications	Saint Mary's '22	First season
Alex Baumann	Athletics Operations Coordinator	Minnesota-Morris '23	First season
Scott Bierscheid	Athletic Trainer	MSU-Mankato '92	29th season
Cody Tusler	Equipment Manager	North Dakota State '18	First season
Peyton Bigaouette	Facility & Game Day Operations	Saint John's '24	Second season
Justin Rost	Strength & Conditioning	Northwestern (Iowa) '11	12th season





## ALL RILED UP

### RILEY SCHWELLENBACH

WR | 5-9 | 160 | Jr.  
Woodbury, Minn./East Ridge

Junior wide receiver **Riley Schwellenbach** collected the third 100-yard game of his career against St. Olaf on Nov. 15. Schwellenbach, who is also a member of the SJU baseball team, hauled in six passes for 103 yards with a long of 55.

He collected his first All-MIAC honor after leading the conference in yards per catch (16.2), among receivers with 40 receptions or more, was fifth in receiving yards (695) and tied with Gendreau for seventh in receiving touchdowns (6) in MIAC games. Overall, Schwellenbach leads the Johnnies with 17 catches of 20 yards or more this season. He enters the postseason third on the team in both receptions (45) and receiving yards (757) and is fourth with six receiving touchdowns.

## WIN 700

The Johnnies' 2014 NCAA Division III playoff win over St. Scholastica enabled SJU to become the second college football program in Minnesota to reach 600 all-time victories. SJU began the 2025 season 49 wins shy of Division I Minnesota, despite playing 28 fewer seasons.

Last Saturday's (Nov. 8) 70-21 victory over St. Scholastica enabled SJU to become just the 56th college football team (any level) to achieve the feat and the sixth in Division III.

### Most Wins in Minnesota College Football History (as of Nov. 22, 2025)

School	W	L	T	Pct.	Seasons
1. Minnesota	747	553	44	.572	142
2. Saint John's	702	259	24	.724	114
3. St. Thomas	657	368	32	.636	120
4. Minnesota-Duluth	579	287	24	.664	92
5. Concordia-Moorhead	566	330	38	.626	107
6. Gustavus Adolphus	540	382	21	.583	110
7. MSU-Mankato	526	406	27	.562	99
8. Carleton	513	509	25	.501	130
9. St. Olaf	490	418	20	.538	107
10. Winona State	486	523	32	.482	124

### Most Wins in NCAA Division III Football History (as of Nov. 22, 2025)

School	W	L	T	Pct.	Seasons
1. Mount Union	875	392	38	.685	128
2. Wittenberg	809	384	31	.673	131
3. Washington & Jefferson	798	408	40	.656	133
4. Widener	732	454	39	.613	145
5. Wabash	726	405	59	.634	138
6. Saint John's	702	259	24	.724	114

### SJU's Milestone Wins

Date	Win	Coach	Opponent	Result
Sept. 10, 1949	100th	Joe Benda	vs. Bemidji State	W, 20-7
Dec. 11, 1965	200th	John Gagliardi	vs. Linfield (Ore.)*	W, 33-0
Oct. 3, 1981	300th	John Gagliardi	at Hamline	W, 31-19
Nov. 27, 1993	400th	John Gagliardi	at UW-La Crosse*	W, 47-25
Oct. 18, 2003	500th	John Gagliardi	vs. Augsburg	W, 63-9
Nov. 22, 2014	600th	Gary Fasching	vs. St. Scholastica*	W, 35-7
Nov. 8, 2025	700th	Gary Fasching	vs. St. Scholastica	W, 70-21

\* denotes NCAA playoff game

## NO. 16 IN NPI

Saint John's climbed to No. 16 in the NCAA Division III's sixth release of the National Power Index (NPI) ahead of the national selection show. The NPI is in its second year as the NCAA's system for selecting the 13 at-large bids to the Division III playoffs, which includes 40 teams (27 automatic bids, 13 at-large). Six other teams in the region were ranked in the NPI's top 25 - all making the NCAA tournament: Bethel (No. 5), Wisconsin-River Falls (No. 6), Wisconsin-Platteville (No. 11), SJU (No. 16), Wisconsin-Whitewater (No. 18) and Wisconsin-La Crosse (No. 23). Whitworth (Wash.) and Chapman (Calif.) were the other three teams from Region VI to receive a bid to the tournament, respectively.



## BOHMERT'S BACK

### COREY BOHMERT

RB | 5-10 | 175 | Jr.  
Mahtomedi, Minn.

St. Olaf in a triumphant manner in his first game since breaking his collarbone against Bethel on Oct. 4. Bohmert ran for 159 yards and two touchdowns on just six carries - all in the first half. His 159 yards rushing was the most by a Johnnie in a single game since Henry Trost '22 also rushed for that many in a 57-7 win over St. Olaf on Oct. 20, 2018 in Collegeville.

Bohmert is leading the ground attack despite his missed time, playing in five games (two starts) with 372 yards (no loss) on 32 attempts (11.6 ypc.). He has reached the end zone six times with a long of 56 (his first touchdown vs. St. Olaf). Bohmert reached the 100-yard plateau for the first time in his career in last year's second round matchup vs. UW-La Crosse, totaling 157 all-purpose yards (69 rushing, 88 receiving) with a touchdown.

## IN THE NCAA DIVISION III PLAYOFFS

The 2025 postseason appearance is the Johnnies' 34th (30th at the NCAA Division III level) and 10th in the last 11 seasons. SJU is second in NCAA DIII history in postseason appearances and tied for third in playoff wins (see charts below). The Johnnies made four other postseason appearances and have a 49-28 (.636) record overall: three in the NAIA (1963, 1965, 1982) and one showing at the Mineral Water Bowl (1969).

### Most NCAA Division III Playoff Appearances Since 1973 (through Nov. 22)

Team	No.
1. Mount Union, Ohio	36
2. Saint John's	30
3. Washington & Jefferson, Pa.	28
4. Central, Iowa	22
5. Ithaca, N.Y.	21
UW-Whitewater	21
7. Mary Hardin-Baylor, Texas	20
8. Wittenberg, Ohio	19
9. Linfield, Ore.	18
Wartburg, Iowa	18

### Most NCAA Division III Playoff Wins Since 1973 (through Nov. 22)

Team	No.
1. Mount Union, Ohio	117
2. UW-Whitewater	60
3. Saint John's	45
Mary Hardin-Baylor, Texas	45
5. North Central, Ill.	35
6. Rowan, N.J.	31
7. Ithaca, N.Y.	30
Linfield, Ore.	30
Wesley, Del.	30
10. Central, Iowa	24

### Most NCAA Division III Playoff Appearances Since 1973 - MIAC Schools (through Nov. 22)

Team	No.	Record	Years
Saint John's	30	45-27	1976, 1977, 1985, 1987, 1989, 1991, 1993, 1994, 1996, 1998, 1999, 2000, 2001, 2002, 2003, 2005, 2006, 2007, 2008, 2009, 2014, 2015, 2016, 2017, 2018, 2019, 2021, 2022, 2024, 2025
Bethel	15	16-14	2000, 2001, 2003, 2006, 2007, 2010, 2012, 2013, 2018, 2021, 2022, 2023, 2024, 2025
Concordia	6	4-6	1986, 1988, 1995, 1997, 2004, 2005
St. Scholastica	5	0-5	2011, 2012, 2013, 2014, 2015
Macalester	1	0-1	2014
Augsburg	1	1-1	1997
Carleton	1	0-1	1992
Gustavus	1	0-1	1987
St. Olaf	1	0-1	1978

FIRST ON THIRD DOWN

Saint John's currently leads all levels of NCAA football with a third-down conversion rate of 60 percent (55-for-92). The Johnnies were a perfect 9-for-9 on third down Sept. 27 vs. Augsburg and 8-for-10 twice this fall, Oct. 25 vs. Carleton and Nov. 8 vs. St. Scholastica. SJU was an even 50 percent on third down in both 2023 (62-for-124) and 2024 (65-for-130).

Season Third Down Percentage (as of Nov. 22, 2025)

	School	Division	Pct.	Conversion
1.	Saint John's	III	.598	55-92
2.	Ferris State, Mich.	II	.581	79-136
	Baldwin Wallace, Ohio	III	.581	82-146
4.	Indiana	FBS	.570	77-135
5.	Susquehanna, Pa.	III	.562	82-146
6.	John Carroll, Ohio	III	.561	60-107
7.	Ohio State	FBS	.558	63-113
8.	Coast Guard, Conn.	III	.556	65-117
9.	Harding	II	.553	57-103
10.	Wheaton	III	.552	64-116



**JUST KICKIN' IT**  
**MATT HANSEN**  
K/P | 5-II | 150 | Jr.  
Longmont, Colo./Niwot

Junior kicker **Matt Hansen** (Longmont, Colo./Niwot) became the seventh kicker in SJU football history to land All-MIAC honors when the awards were announced Monday (Nov. 24). Hansen led the MIAC in scoring – among kickers – in points (76) and made PAT's (61-for-61), both of which were MIAC records for conference play. He also tied for fifth with five made field goals (5-for-6). Hansen is 68-for-68 on PATs in all games. His 68 PATs this season rank fourth in the SJU record book, one behind **Conor Murphy's** '25 '24 69 last season. He is seven behind **Zach Barwick's** record of 75 achieved in 2018.

Hansen was named the MIAC Special Teams Player of the Week after hitting a pair of field goals in SJU's 41-6 win at Concordia – one of which was a 47-yard boot, which tied **Mike Schmidt** '83 for the seventh-longest in program history and was the longest by a Johnnie since 2012 (**Jimmie Mattson's** '13 49-yarder on Nov. 10 at Bethel).

SJU's Most PATs in a Season

Rk.	PATs	Name	Season
1.	75	Zach Barwick	2018
2.	70	Greg Poulin	1993
3.	69	Conor Murphy	2024
4.	68	Matt Hansen	2025

2025 ALL-MIAC HONORS

Saint John's senior defensive lineman **Zach Frank** was named the MIAC's Mike Stam Award recipient as the conference's outstanding lineman and 16 other Johnnies earned All-MIAC honors when the 2025 MIAC Football Awards were announced on Monday, Nov. 24. In addition to Frank, the other 16 Johnnies honored were: junior left tackle **Michael Bougie**; senior right guard **Ian DeGross**; junior quarterback **Trey Feeney**; senior defensive lineman **Landon Gallagher**; senior tight end **Joey Gendreau**; junior linebacker **Peyton Goettlicher** (Mankato, Minn./West); junior kicker **Matt Hansen**; sophomore wide receiver/returner **Carson Hegerle**; sophomore cornerback **Westin Hoyt** (Forest Lake, Minn.); junior linebacker **Aiden McMahon** (Maple Grove, Minn.); sophomore safety **Will Peroutka**; senior safety **Jack St. Fleur** (San Diego, Calif./Christian Unified); junior wide receiver **Riley Schwellenbach**; senior cornerback **Blake Simonson**; junior center **Barrett Van Deun**; senior wide receiver **Dylan Wheeler**. The All-MIAC honor is the third consecutive for Frank and the second for Gallagher, Gendreau, Hoyt, McMahon, Simonson and Wheeler. Senior defensive lineman **Tommy Gilmore** (Otsego, Minn./Rogers) was All-MIAC honorable mention.

ONE OF 13

Thirteen schools, including SJU, earned an at-large bid to the NCAA postseason as a non-conference champion with a high enough NPI ranking at the end of the regular season. The at-large qualifiers include No. 8/11 Johns Hopkins (Md.), No. 21 Trinity (Texas), No. 9/12 Salisbury (Md.), No. 10/13 Wisconsin-Platteville, No. 6/7 SJU, No. 15/18 Hope (Mich.), No. 11/14 Wisconsin-Whitewater, No. 10/15 Depauw (Ind.), No. 13/16 Wisconsin-La Crosse, Muhlenberg (Pa.), No. 19/20 Wheaton (Ill.), No. 24 Coe (Iowa) and Grove City (Pa.). Grove City was the last team into the playoffs with an NPI rank of 35.

LET'S BE FRANK

Senior defensive lineman **Zach Frank** was named one of 175 semifinalists for the 2025 William V. Campbell Trophy and is a candidate for the 2025 National Football Foundation (NFF) Scholar-Athlete Awards, presented by Fidelity Investments. He is one of 33 student-athletes from NCAA Division III and one of two nominees from the Minnesota Intercollegiate Athletic Conference (MIAC) for the Campbell Trophy – joining St. Olaf defensive end Noah Barrett.

Since 1995, 24 Johnnies have been nominated for the Campbell Trophy. SJU is the lone program of 658 NCAA schools that play football to have nominated a Campbell Trophy scholar-athlete each of the past 23 seasons.

The award recognizes an individual as the absolute best football scholar-athlete in the nation and up to 16 of the candidates will be named recipients of the prestigious NFF National Scholar-Athlete Award. Nominated by their schools, which are limited to one nominee each, candidates for the awards must be a senior or graduate student in their final year of eligibility, have a GPA of at least 3.2 on a 4.0 scale, have shown outstanding football ability as a first-team player or significant contributor and must have demonstrated strong leadership and citizenship. Launched in 1959, the NFF National Scholar-Athlete program awards \$18,000 scholarships that can be used for the honorees' postgraduate education. SJU has produced four NFF National Scholar-Athlete Award winners: defensive lineman **Michael Wozniak** '22 (2022), linebacker **Carter Hanson** '17 (2016), linebacker **Matt Hawn** '06 (2005) and wide receiver **Chris Palmer** '96 (1995).

The class is selected each year by the NFF Awards Committee, which is comprised of a nationally recognized group of media, members of the College Football Hall of Fame and athletics administrators.

An accounting major (exercise and health science minor) with a 3.86 GPA, Frank was named to the 2024 College Sports Communicators (CSC) Academic All-America second team and collected his second CSC Academic All-District and Academic All-MIAC (minimum 3.5 GPA) honors last season. He is a five-time Dean's list honoree (minimum 3.80 GPA) out of eight semesters at SJU.

On the field, Frank was named to the 2024 D3football.com All-America fourth team after he garnered his second-consecutive D3football.com All-Region and All-MIAC honors last fall. He led the team in sacks (9.0) and quarterback hurries (6), and was second in tackles for loss (11.5) for a defense that ended the 2024 regular season as the NCAA Division III leader on fourth down (20 percent/5-for-25), third in sacks (4.10 spg.), sixth in the red zone (.565/13-for-23); eighth against the run (53.8 ypg.) and 19th in points allowed (13.0 ppg.). In 2023, Frank led SJU with nine tackles for loss and seven quarterback hurries, and tied for the team lead with 5.5 sacks in 10 games. Frank has 110 tackles (57 solo), including 38.5 tackles for a loss, 27.0 sacks, 20 quarterback hurries, three forced fumbles, one fumble recovery and a receiving touchdown in 41 career games. He earned his third All-MIAC honor and was selected as the Mike Stam Lineman of the Year in 2025.

Off the field, Frank is in his fifth year raising money for St. Jude Children's Research Hospital as a member of the SJU football team. The Johnnies raised \$63,700 last fall, the program's 10th year supporting the organization. He studied abroad in London during Spring 2024 and participated in a service internship with Boxing Futures, which is an outreach program for at-risk youth (ages 12-25). Frank helped set up and run boxing sessions each week for the participants, as well as reached out to other potential sites for more programs to be established in the future.

He helped start a club on campus called Johnnies and Bennies in Community (JBIC) in Fall 2024. The first location was Madison Elementary School in St. Cloud, where the club created a mentorship program for kids who need a positive influence in their life. There are currently 15 mentors going to the school either once or twice each week for an hour.

Frank was named SJU's 2023-24 NovaCare Comeback Athlete of the Year. Honorees must have suffered a substantial injury and be known to SJU's NovaCare Rehabilitation on-campus, physical therapy professionals. NovaCare is the preferred physical therapy and athletic training services provider for Saint John's University. Frank suffered a severe lateral bucket handle meniscus tear during the third game of the 2022 season and was initially told the timeline to return to high-intensity training was five months. Due to hard work and dedication to the rehabilitation program, he was cleared for full participation one month early.



## WHEELER & GOOD WORKS

Senior wide receiver **Dylan Wheeler** was one of 22 student-athletes across all divisions of college football named to the 2025 Allstate American Football Coaches Association (AFCA) Good Works Team on Sept. 16. The 2025 season marks the 34th anniversary of the award, which was established in 1992 to recognize a select group of college football players who have made a commitment to service and enriching the lives of others.

Wheeler is one of seven honorees from the NCAA Division III level – joining offensive lineman Charlie Pearson of Johns Hopkins (Md.), quarterback Carter St. John of Alma (Mich.), offensive lineman Canyon Schneider of Denison (Ohio), kicker/punter Owen Schuckert of John Carroll (Ohio), running back Auvic White of Hendrix (Ark.) and defensive back Devin Williams of Bethel.

Wheeler is the ninth Johnnie to be named to the Allstate AFCA Good Works Team and the eighth in the last nine seasons – joining linebacker **Jake Schwinghammer** '25, wide receiver **Jimmy Buck** '23, defensive lineman **Michael Wozniak** '22, quarterback **Chris Backes** '21, offensive lineman **Ben Barch** '20, quarterback **Jackson Erdmann** '19 and wide receiver **Will Gillach** '19. Defensive end **Kevin McNamara** '07 was the first SJU student-athlete to receive the honor in 2006.

Over the summer, sports information directors from Division I, Division II, Division III and NAIA schools across the country submitted nominations of players they felt best embodied the spirit of the Good Works Team award. A voting panel was faced with a list of 197 nominees that was narrowed down to the 22 student-athletes and honorary coach, Oklahoma's Brent Venables, named to the team.

The 2025 Allstate AFCA Good Works Team will be invited to New Orleans to participate in a special community service project ahead of the 2026 Allstate Sugar Bowl, where the entire team will also be recognized on the field at halftime on New Year's Day.

A 2024 consensus All-American – American Football Coaches Association (AFCA) first team, Associated Press first team, D3football.com third team, Walter Camp first team – Wheeler ended the season second in NCAA Division III in receiving touchdowns (21), eighth in total points scored (126) and total touchdowns (21), 14th in receptions per game (7.3) and 15th in scoring (10.5 ppg.). He recorded over 100 receiving yards in seven of his team's 12 games and led SJU in receptions (88) and receiving touchdowns (21), while finishing second with 1,164 receiving yards. The 21 receiving touchdowns were second-most in program history, one behind the record of 22 set by Blake Elliott '03 – a 2025 College Football Hall of Fame inductee – in 2002, while the catches ranked third and the receiving yards were 10th.

An accounting and finance (double-major) with a 3.64 GPA, Wheeler was named to the 2024 College Sports Communicators (CSC) Academic All-America second team in addition to earning CSC Academic All-District and Academic All-MIAC (minimum 3.5 GPA) honors.

Wheeler organized a fundraiser during the 2024 football season for Folds of Honor to provide academic scholarships for the children and spouses of America's fallen or disabled military members and first responders. He developed a performance-based donation system that raised over \$25,000 from almost 30 different donors (right). Wheeler is currently working to expand the project with other SJU student-athletes across all sports and establish the fundraiser as a new tradition.



Wheeler is SJU's Student-Athlete Advisory Committee (SAAC) president for the current 2025-26 academic year, which is his third as a member of the organization. He was SAAC's Diversity & Inclusion Committee Chair in 2024-25 and was a member of the organization's Kids Fighting Hunger Committee in 2023-24. Wheeler helped raise over \$35,000 and organized a food-packing event on campus that produced nearly 100,000 meals that year.

He spent a week in March 2024 on an SJU Faith Service and Immersion trip to the Bahamas and volunteered at a local elementary school, building picnic tables for the students and playing bocce ball with a local Special Olympics group. Wheeler also cleaned up the grounds of a convent of Benedictine Sisters, doing yardwork and taking out garbage.

Wheeler is in his fourth year raising money for St. Jude Children's Research Hospital as a member of the SJU football team. The Johnnies raised \$63,700 last fall, the program's 10th year supporting the organization.

## Current Statistical Leaders

### THE FIGHTING SCOTS' STAT LEADERS

Rushing	Gms.	Att.	Yds.	Avg.	TD	Long
Nate Wrublik	9	131	716	5.5	16	23
Hudson Ault	7	48	359	7.5	4	83
Brayden Deem	10	53	331	6.2	3	40
John Ahlden	9	66	282	4.3	5	16
Angel Duarte	3	20	145	7.3	2	33
Ja'carrion Jones	2	7	107	15.3	1	58

Passing	Gms.	Att.	Comp.	Int.	TD	Yards
Brayden Deem	10	266	145	5	24	1,995
Silas Braun	9	31	16	1	1	107

Receiving	Gms.	Rec.	Yds.	Avg.	TD	Long
Chase Newman	8	39	676	17.3	11	98
Jeremiah Williams	10	34	441	12.9	3	43
Mason Emin	10	20	309	15.4	3	45
Gunner Bryant	10	14	148	10.5	0	27
Lucas Kessinger	10	11	130	11.8	1	35
Julian Samuels	5	7	121	17.2	1	38

Defense	Solo	Asst.	Total	TFL	Sacks	Int.
Ethan James	56	32	88	10.5/24	1.0/12	1/25
Gavin Carpenter	35	25	60	13.5/38	2.0/13	1/13
Carson Strating	18	32	50	6.0/17	1.0/7	---
Anthony Cikauskas	29	17	46	23.5/119	6.0/59	---
Damien Brown	20	12	32	3.5/16	1.0/10	4/52
Derek Chandler	15	15	30	4.0/8	---	2/4
Jeremiah Hardnett	16	12	28	8.5/42	4.0/30	---
Parker Byes	10	17	27	1.0/0	---	1/0
Jaliek White	6	21	27	4.0/35	1.0/35	---
Kevin Soivilien	16	9	25	1.5/5	---	1/3

### THE JOHNNIES' STAT LEADERS

Rushing	Gms.	Att.	Yds.	Avg.	TD	Long
Corey Bohmert	5	32	372	11.6	6	56
Caden Wheeler	6	60	362	6.0	6	26
Maverick Harper	7	23	162	7.0	3	64
Wyatt McCabe	7	26	148	5.7	1	25
Zander Dittbenner	9	27	167	5.4	5	21
Mason Delzer	6	13	94	7.2	1	15

Passing	Gms.	Att.	Comp.	Int.	TD	Yards
Trey Feeney	10	279	216	3	32	2,691
Zander Dittbenner	9	78	53	1	7	819
Lucas Jansky	6	13	9	1	1	111
Reece Dawson	4	3	3	0	1	47

Receiving	Gms.	Rec.	Yds.	Avg.	TD	Long
Dylan Wheeler	10	76	938	12.3	14	34
Joey Gendreau	10	67	912	13.6	8	62
Riley Schwellenbach	10	45	757	16.8	6	55
Carson Hegerle	9	32	374	11.7	7	46
Owen Amrhein	10	17	254	14.9	1	46

Defense	Solo	Asst.	Total	TFL	Sacks	Int.
Aiden McMahon	39	45	84	4.0/8	0.5/4	1/0
Peyton Goettlicher	31	23	54	3.5/10	1.0/5	---
Landon Danner	29	25	54	6.5/13	2.5/8	---
Zach Frank	17	17	34	15.5/84	11.5/74	---
Landon Gallagher	10	17	27	6.5/28	2.5/16	---
Will Peroutka	13	13	26	1.0/3	---	1/0
Jack St. Fleur	16	9	25	---	---	1/40
Westin Hoyt	19	5	24	2.5/5	---	1/45

SJU VS. 2025'S OPPONENTS

Opponent	Result/Time	Series	Home	Away	Neut.	First	Last	Streak
Minnesota-Morris	W, 49-0	SJU, 3-2-1	2-0-1	1-2	---	1968	2025	W1
at Hamline	W, 59-0	SJU, 63-23-3	36-8-2	26-15-1	1-0	1908	2025	W26
Augsburg	W, 63-0	SJU, 75-9-2	38-5	36-4-2	1-0	1926	2025	W12
at Bethel	L, 10-17	SJU, 38-11	22-3	15-8	1-0	1978	2025	L1
Macalester	W, 70-0	SJU, 55-17-4	27-7-3	25-10-1	3-0	1909	2025	W16
at Concordia	W, 41-6	SJU, 52-34-6	25-15-4	23-18-1	4-1-1	1923	2025	W6
Carleton	W, 49-10	SJU, 42-0	21-0	18-0	3-0	1923	2025	W42
at Gustavus Adolphus	W, 31-13	SJU, 55-33-3	29-11-1	23-21-2	3-1	1923	2025	W2
St. Scholastica	W, 70-21	SJU, 8-0	6-0	2-0	---	2014	2025	W8
St. Olaf	W, 63-21	SJU, 49-14-1	25-8	24-6-1	---	1922	2025	W12
Monmouth, Ill.	Noon	SJU, 1-0	1-0	---	---	2005	2005	W1
441-143-20 (.747)								

SJU VS. NCAA FIELD

SJU has met 17 of the 39 other teams in this fall's NCAA tournament in prior seasons, many of which have been in the national tournament. Saint John's has a record of 73-27 against the 2025 tournament teams for an even 100 games (.730 win pct.). Bethel accounts for nearly half of those contests (49) with a 38-11 SJU record. The Johnnies hold the edge in 12 of the 17 matchups. Only Mount Union (Ohio), North Central (Ill.), Wisconsin-Whitewater and Susquehanna (Pa.) have a winning all-time record against Saint John's (combined 10-3 record). SJU and Trinity (Texas) are tied in the all-time series, 1-1. Excluding Bethel, SJU and Wisconsin-River Falls have faced each other the most, with a total of 10 meetings since 1937.

Opponent	Last Score	Series	Home	Away	Neut.	First	Last	Streak
Berry (Ga.)	N/A	---	---	---	---	---	---	---
Framingham St. (Mass.)	N/A	---	---	---	---	---	---	---
Hardin-Simmons (Texas)	W, 38-14	SJU, 1-0	---	0-1	---	2000	2000	W1
John Carroll (Ohio)	N/A	---	---	---	---	---	---	---
LaGrange (Ga.)	N/A	---	---	---	---	---	---	---
Mount Union (Ohio)	W, 24-6	MU, 3-1	---	0-2	1-1	1993	2003	W1
Muhlenberg (Pa.)	N/A	---	---	---	---	---	---	---
Randolph-Macon (Va.)	N/A	---	---	---	---	---	---	---
Trinity (Texas)	W, 34-31 (OT)	Tied, 1-1	1-0	0-1	---	2002	2023	W1
Union (N.Y.)	N/A	---	---	---	---	---	---	---
Alma (Mich.)	N/A	---	---	---	---	---	---	---
Bethel	L, 10-17	SJU, 38-11	22-3	15-8	1-0	1978	2025	L1
Coe (Iowa)	L, 27-34	SJU, 3-1	3-1	---	---	1991	2009	L1
Concordia-Wisconsin	N/A	---	---	---	---	---	---	---
Grove City (Pa.)	N/A	---	---	---	---	---	---	---
Hanover (Ind.)	N/A	---	---	---	---	---	---	---
Hope (Mich.)	N/A	---	---	---	---	---	---	---
North Central (Ill.)	L, 7-17	NCC, 1-0	---	0-1	---	2017	2017	L1
UW-La Crosse	W, 23-13	SJU, 6-1	2-0	3-1	1-0	1968	2024	W1
UW-Platteville	W, 32-31	SJU, 1-0	1-0	---	---	2016	2016	W1
Chapman (Calif.)	W, 55-26	SJU, 1-0	---	1-0	---	2019	2019	W1
Crown	W, 50-0	SJU, 1-0	1-0	---	---	2003	2003	W1
DePauw (Ind.)	N/A	---	---	---	---	---	---	---
Monmouth, Ill.	W, 62-3	SJU, 1-0	1-0	0-0	---	2005	2005	W1
UW-River Falls	W, 37-34	SJU, 9-1	5-1	4-0	---	1937	2022	W9
UW-Whitewater	L, 28-56	UWW, 5-2	2-0	0-5	---	2002	2023	L1
Wartburg (Iowa)	W, 35-14	SJU, 4-2	3-0	1-2	---	1970	2024	W1
Wheaton (Ill.)	W, 34-33	SJU, 1-0	---	1-0	---	2019	2019	W1
Whitworth (Wash.)	W, 45-24	SJU, 3-0	1-0	2-0	---	1975	2018	W3
Chris. Newport (Va.)	N/A	---	---	---	---	---	---	---
Cortland State (N.Y.)	N/A	---	---	---	---	---	---	---
Eastern (Pa.)	N/A	---	---	---	---	---	---	---
Endicott (Mass.)	N/A	---	---	---	---	---	---	---
Franklin & Marshall (Pa.)	N/A	---	---	---	---	---	---	---
Johns Hopkins (Md.)	N/A	---	---	---	---	---	---	---
Salisbury (Md.)	N/A	---	---	---	---	---	---	---
Springfield (Mass.)	N/A	---	---	---	---	---	---	---
Susquehanna (Pa.)	L, 34-41	SUSQ, 1-0	0-1	---	---	2024	2024	L1
Wash. & Jefferson (Pa.)	N/A	---	---	---	---	---	---	---
73-27 (.730)								

Active Career Leaders

<b>Rushing Yards</b>	
1. Caden Wheeler (175 att.)	1,102
2. Corey Bohmert (61 att.)	625
3. Zander Dittbenner (48 att.)	221
4. Wyatt McCabe (39 att.)	215
5. Maverick Harper (23 att.)	162

<b>Rushing Touchdowns</b>	
1. Caden Wheeler	14
2. Corey Bohmert	7
3. Zander Dittbenner	5
4. Maverick Harper	3

<b>Passing Yards (C-A-I-TD)</b>	
1. Trey Feeney (216-279-3-32)	2,691
2. Zander Dittbenner (72-115-2-8)	973

<b>Receptions</b>	
1. Dylan Wheeler	225
2. Joey Gendreau	159
3. Riley Schwellenbach	79
4. Owen Amrhein	36

<b>Receiving Yards</b>	
1. Dylan Wheeler	2,945
2. Joey Gendreau	2,088
3. Riley Schwellenbach	1,288
4. Owen Amrhein	464

<b>Receiving Touchdowns</b>	
1. Dylan Wheeler	45
2. Joey Gendreau	19
3. Riley Schwellenbach	11
4. Carson Hegerle	7

<b>Yards from Scrimmage (Rushing+Receiving)</b>	
1. Dylan Wheeler	2,945
2. Joey Gendreau	2,088
3. Caden Wheeler	1,304
4. Riley Schwellenbach	1,288

<b>All-Purpose Yards (Rushing+Receiving+Returns)</b>	
1. Dylan Wheeler	2,945
2. Joey Gendreau	2,088
3. Caden Wheeler	2,061
4. Riley Schwellenbach	1,288

<b>Tackles</b>	
1. Aiden McMahon	188
2. Zach Frank	110
3. Peyton Goettlicher	82
4. Landon Gallagher	71
5. Jack St. Fleur	64

<b>Tackles for Loss</b>	
1. Zach Frank	38.5
2. Aiden McMahon	17.5
3. Landon Gallagher	16.5

<b>Sacks</b>	
1. Zach Frank	27.0
2. Aiden McMahon	9.0
3. Landon Gallagher	8.5

<b>Interceptions</b>	
1. Westin Hoyt	4
2. Blake Simonson	3
3. Goettlicher, McMahon Rogalski, St. Fleur	2
7. Dumonceaux, Gallagher Al. Harren, Peroutka, Poole, Smith	1

### 3 ACADEMIC ALL-AMERICANS

Quarterback **Aaron Syverson** '24 was named the 2024 College Sports Communicators (CSC) Academic All-America Team Member of the Year for Division III and two other Johnnies earned Academic All-America honors last season. Syverson was named to the CSC Academic All-America first team, while senior defensive lineman **Zach Frank** and senior wide receiver **Dylan Wheeler** earned second-team honors. SJU has now had 24 football Academic All-Americans over the last 21 seasons and 38 overall.

Nominees must be of a sophomore academic standing or better, with a 3.50 GPA or higher. Athletically, the student-athlete must appear in 90 percent of his team's games or start in 66 percent of them. The teams are voted upon and selected by registered members of CSC (formerly the College Sports Information Directors of America).

Syverson and the other three CSC Academic All-Americans of the Year – Travis Hunter (University of Colorado), Brayden Long (Slippery Rock University) and Jameson Chesser (Taylor University) – were featured at the annual Maxwell Awards Gala on March 14 at the College Football Hall of Fame in Atlanta (*right*).



### 8 ACADEMIC ALL-DISTRICT HONOREES

Eight Johnnies were named to the College Sports Communicators (formerly College Sports Information Directors of America, CoSIDA) Academic All-District IV men's football team in 2024: safety **Noah Arneson** '25; senior defensive lineman **Zach Frank**; offensive tackle **Tommy Hessburg** '25; kicker **Conor Murphy** '25; linebacker **Hayden Sanders** '25; quarterback **Aaron Syverson** '24; senior wide receiver **Dylan Wheeler**; and linebacker **Cooper Yaggie** '25. The academic distinction was the third-consecutive for Murphy and Syverson, and the second for Arneson, Frank and Hessburg.

### 2025 J-CLUB HALL OF HONOR

Ten individuals were inducted into Saint John's University's J-Club Hall of Honor after Sept. 27's Homecoming game with a dinner and enshrinement ceremony. Founded in 1959, the J-Club is a dues-based booster organization of former Johnnie student-athletes, parents and fans, and plays a key role in supporting SJU varsity programs, intramurals and club sports.

Three of the 10 individual inductees starred on the SJU football team: running back **Bernie Kukar** '62, quarterback **Craig Muires** '64 and end **Ken Roering** '64. Kukar (Gilbert, Minn.) was an All-MIAC performer in football and basketball for the Johnnies who went on to become an NFL referee for 22 seasons from 1984 to 2005 and was selected to officiate Super Bowl XXXIII in 1999 and Super Bowl XXXVI in 2002. He was also an alternate in Super Bowl XXX in 1996. Kukar ended his basketball career fourth in program history with 1,389 career points (is now 10th). On the gridiron, Kukar still owns the Johnnies' record for the longest punt return – 95 yards vs. Concordia-Moorhead in the 1961 Homecoming game.

Muires (St. Cloud, Minn./Cathedral) was a two-sport star at SJU. As the Johnnies' quarterback, who also started at safety on the defensive side of the ball, Muires led SJU to a 19-0 record as a junior and senior, and directed the program to its first national title in 1963. He was also a two-time All-MIAC pick in basketball and finished his career fifth in program history with 1,344 points (is now 12th).

A talented receiver, Roering (St. Cloud, Minn./Cathedral) earned a rare starting spot as a freshman in the fall of 1960, then continued to excel as a sophomore. From there, he went on to earn All-MIAC and All-America honors the next two years. Roering led the Johnnies in receptions, receiving yards and receiving touchdowns all four seasons from 1960-63, totaling 63 receptions for 1,100 yards (17.5 avg.) and 19 touchdowns. As a senior in 1963, he played a major role in leading the Johnnies to that season's NAIA national title, hauling in an 18-yard touchdown reception as SJU upset Prairie View A&M (Texas) in the national championship game.

Another Johnnie, **Jim Platten** '74, was awarded the J-Club Distinguished Service Award. For well over 25 years, the alum and longtime SJU supporter has volunteered in the equipment room, helping out with the football team and other programs. Along the way, he has been a friend, resource and mentor to multiple generations of Johnnie student-athletes. Platten's lifelong devotion to Saint John's began when he was accepted into Saint John's Prep as a 13-year-old. He's been a member of the alumni board from 2008 to the present and is a past board president. He's also long been a fixture on the football sideline home or away, always wearing his trademark shorts regardless of the temperature or conditions.

### NEW ASSISTANT COACHES

There are three new faces on the Johnnie bench. Defensive backs coach **James Herberg** led Rocori High School to eight state tournament appearances - four as a defensive assistant (2009-17) and four more as head coach (2018-24), including Minnesota Class AAAA state championships in 2011 and 2019, and a state runner-up finish in 2023. A 2024 SJU grad, **Isaiah Trauffer** '24 served as player personnel and a recruiting assistant at Division I (FBS) Wisconsin last fall before re-joining the Johnnies. A 2016 graduate of St. Paul Central High School, **Will Blakey** served six years of active duty in the U.S. Air Force. He transferred to SJU from Division I Portland State prior to the 2024 season and rushed for 446 yards and 10 touchdowns.

### AWARDS WATCH

Name	Award
Michael Bougie	MIAC All-Conference Offense
Ian DeGross	MIAC All-Conference Offense
Landon Gallagher	MIAC All-Conference Defense
Tommy Gilmore	MIAC All-Conference Defense Honorable Mention
Peyton Goettlicher	MIAC All-Conference Defense
Westin Hoyt	MIAC All-Conference Defense
Aiden McMahon	MIAC All-Conference Defense
Will Peroutka	MIAC All-Conference Defense
Riley Schwellenbach	MIAC All-Conference Offense
Blake Simonson	MIAC All-Conference Defense
Barrett Van Deun	MIAC All-Conference Offense
Trey Feeney	MIAC All-Conference Offense
	D3football.com Team of the Week (Oct. 28)
Carson Hegerle	MIAC All-Conference Special Teams
	MIAC Special Teams Player of the Week (Oct. 27)
Matt Hansen	MIAC All-Conference Special Teams
	MIAC Special Teams Player of the Week (Oct. 20)
Jack St. Fleur	MIAC All-Conference Defense
	MIAC Defensive Player of the Week (Sept. 15)
Joey Gendreau	MIAC All-Conference Offense
	D3football.com Team of the Week (Oct. 14)
	MIAC Offensive Player of the Week (Oct. 13)
	D3football.com Team of the Week (Sept. 30)
	D3football.com Team of the Week (Sept. 16)
	D3football.com Preseason All-America (First Team)
Zach Frank	MIAC Mike Stam Lineman of the Year
	MIAC All-Conference Defense
	NFF Campbell Trophy Semifinalist
	D3football.com Preseason All-America (First Team)
Dylan Wheeler	MIAC All-Conference Offense
	Allstate AFCA Good Works Team
	D3football.com Preseason All-America (First Team)
	Shrine Bowl 1000 Watch List

### AWARDS CALENDAR (ESTIMATED DATES)

Award	Date
D3football.com Preseason All-America	Aug. 18
Allstate AFCA Good Works Team	Sept. 16
NFF Campbell Trophy Semifinalist	Sept. 24
J-Club Hall of Honor	Sept. 27
NFF Campbell Trophy Finalists	Oct. 22
MIAC Athlete of the Week	Weekly, Until Nov. 17
D3football.com Team of the Week	Weekly, Until Nov. 18
MIAC Elite 22	Nov. 19
MIAC All-Conference	Nov. 24
MIAC Players of the Year	Nov. 24
AFCA All-America	Dec. 5
College Football Hall of Fame Induction	Dec. 9
NFF Campbell Trophy Winner	Dec. 9
D3football.com All-Region	Dec. 10
Associated Press All-America	Dec. 18
D3football.com All-America	Jan. 1
Gagliardi Trophy	Jan. 3
Walter Camp All-America	Jan. 7
CSC Academic All-District	Jan. 6
Academic All-MIAC	Jan. 22
CSC Academic All-America	Jan. 27
East-West Shrine Bowl	Jan. 27
NFF Hampshire Society	April 15



ATTRACTING THE FANS

Saint John's finished second to UW-Whitewater, both in total attendance (63,592) and per-game average (7,949), last fall in NCAA Division III for the second-straight season. The cumulative total was greater than five Football Bowl Subdivision teams (Akron, Ball State, Kennesaw State, Kent State and Sam Houston State); 112 Football Championship Subdivision teams and all but one – Grand Valley State – of the 162 Division II programs.

2024 NCAA Division III Football Attendance Leaders

	School	Gms.	2024 Att.	Avg.
1.	UW-Whitewater	5	65,355	13,071
2.	Saint John's	8	63,592	7,949
3.	Maryville, Tenn.	4	25,497	6,374
4.	Hampden-Sydney, Va.	5	28,129	5,626
5.	Tufts, Mass.	5	22,009	4,402
6.	Balwin Wallace, Ohio	5	21,897	4,379
7.	UW-Eau Claire	5	20,967	4,193
8.	Wartburg, Iowa	6	25,106	4,184
9.	Wesleyan, Conn.	4	16,557	4,139
10.	Westminster, Pa.	5	20,049	4,010

2024 SJU vs. FCS/Division II in Upper Midwest Attendance

	School	NCAA	Gms.	2024 Att.	Avg.
1.	South Dakota State	FCS	8	130,070	16,259
2.	North Dakota State	FCS	9	139,308	15,479
3.	North Dakota	FCS	7	71,987	10,284
4.	Northern Iowa	FCS	5	50,677	10,135
5.	Saint John's	III	8	63,592	7,949
6.	South Dakota	FCS	8	56,547	7,068
7.	Northern State (S.D.)	II	5	25,953	5,191
8.	MSU-Mankato	II	6	28,738	4,790
9.	Bethel	III	7	25,478	3,640
10.	St. Thomas	FCS	7	22,543	3,220

2024 MIAC Attendance Leaders

	School	Gms.	2024 Att.	Avg.
1.	Saint John's	8	63,592	7,949
2.	Bethel	7	25,478	3,640
3.	Concordia	5	10,718	2,144
4.	Gustavus Adolphus	5	5,922	1,184
5.	Augsburg	5	4,961	992
6.	St. Olaf	6	4,209	842
7.	Hamline	5	4,037	807
8.	Macalester	5	3,558	712
9.	Carleton	5	2,643	529
10.	St. Scholastica	5	N/A	N/A

500+ MIAC WINS

One of six charter members of the Minnesota Intercollegiate Athletic Conference in 1920, Saint John's became the first program to reach 500 wins in MIAC play with Nov. 2, 2024's 70-0 victory at St. Scholastica. SJU's winning percentage in conference play is even better when broken down by eras: modern history, since 1946 (.784, 471-126-9); during John Gagliardi's tenure, 1953-2012 (.74780, 362-99-9); and during the 21st century, since 2000 (.857, 174-29).

All-Time MIAC Record (as of Nov. 15)

	School	W	L	T	Pct.
1.	Saint John's^	510	182	22	.729
2.	St. Thomas*	443	222	14	.663
3.	Gustavus^	426	281	13	.600
4.	Concordia	425	246	18	.629
5.	Hamline^	252	551	14	.317
6.	St. Olaf^	250	297	11	.457
7.	Bethel	229	164	3	.582
8.	Augsburg	195	462	13	.300
9.	Macalester^	149	411	25	.276
10.	Carleton^	131	244	0	.349
11.	Minnesota-Duluth*	96	74	6	.563
12.	St. Scholastica	8	33	0	.195

^charter member of the MIAC

\*no longer a member of the MIAC

BEST RECORD SINCE 1990 IN DIII

Saint John's entered the 2025 season with the second-most wins (332) and the third-best winning percentage (.829) in NCAA Division III football since 1990 among programs with 200 games played or more (see charts below).

Winning Percentage (min. 200 games played)

.949	Mount Union, Ohio (453-24-1)
.850	Mary Hardin-Baylor, Texas (283-50)
.829	Saint John's (332-68-1)
.824	Linfield, Ore. (297-63-1)
.814	UW-Whitewater (332-76)
.810	Washington & Jefferson, Pa. (312-73)
.799	Wartburg, Iowa (299-75)
.793	Central, Iowa (288-75)
.792	Wheaton, Ill. (287-75-1)
.790	Wittenberg, Ohio (288-76-1)

Wins

453	Mount Union, Ohio (453-24-1, .949)
332	Saint John's (332-68-1, .829)
332	UW-Whitewater (332-76, .814)
312	Washington & Jefferson, Pa. (312-73, .810)
299	Wartburg, Iowa (299-75, .799)
297	Linfield, Ore. (297-63-1, .824)
288	Central, Iowa (288-75, .793)
288	Wittenberg, Ohio (288-76-1, .790)
287	Wheaton, Ill. (287-75-1, .792)
283	Mary Hardin-Baylor, Texas (283-50, .850)

ESPN'S TOP FOOTBALL PROGRAMS

Saint John's was ranked No. 18 out of ESPN's top 50 programs over the last 150 years in August 2019. The ranking formula considered a program's number of national championships and various winning percentages: dominance (best 50 seasons in program history), since integration (1969-2018), early modern (1919-1968) and pre-modern (1869-1918). ESPN noted: "It is not true that the Johnnies' late head coach, John Gagliardi, coached against Frank Leahy. But it is true that Gagliardi became head coach at Saint John's in 1953, the last season that Leahy coached at Notre Dame, and didn't retire until 2012, after 60 seasons and 465 victories. Saint John's, according to our metrics, had one of the 10 most successful programs of the past 100 years. That's another way of saying Gagliardi won 27 conference titles and four national championships."

ESPN's Top 20 College Football Programs

Rk.	Team	Div.	Rating	National Titles (as of Aug. 2019)
1.	Alabama	FBS	74.9	15
2.	Notre Dame	FBS	72.9	13
3.	Ohio State	FBS	69.6	8
4.	Oklahoma	FBS	68.5	7
5.	Southern California	FBS	67.3	9
6.	Michigan	FBS	67.2	9
7.	Yale	FCS	66.7	18
8.	Nebraska	FBS	64.2	5
9.	Texas	FBS	64.0	4
10.	North Dakota State	FCS	63.6	15
11.	Princeton	FCS	62.8	15
12.	Penn State	FBS	61.6	4
13.	Harvard	FCS	60.8	8
14.	Tennessee	FBS	59.2	2
15.	Louisiana State	FBS	59.0	4
16.	Mount Union	III	58.7	13
17.	Miami	FBS	58.4	5
18.	Saint John's	III	58.3	4
19.	Florida State	FBS	57.4	3
20.	Auburn	FBS	56.8	2

## On This Date in Johnnie Football History...

The Johnnies are 2-1 all-time on November 29, all in the postseason: 1969 vs. Simpson, Iowa (W, 21-0); 2003 vs. St. Norbert, Wis. (W, 38-13); and 2014 at Wartburg, Iowa (L, 10-21).

**1969 vs. Simpson, Iowa (W, 21-0):** The Johnnies held Simpson's vaunted passing attack, which passed for over 1,400 yards in the regular season, to a 2-for-21 showing for 18 yards and three interceptions. The Redmen (now the Storm) totaled six first downs and 84 yards of total offense in the game. Running back Bill Laliberte, weighing in at 140 pounds, led SJU with 110 yards and a touchdown on 24 carries. The win was SJU's fifth consecutive victory in the postseason.

### 2003 vs. St. Norbert, Wis. (W, 38-13):

SJU scored 24 unanswered points to post a 38-13 win over St. Norbert (Wis.) in the second round of the NCAA playoffs 22 years ago in Collegeville. The Johnnies totaled 469 yards of offense and tallied five interceptions on defense. Wideout Blake Elliott (right) accrued 346 all-purpose yards and three touchdowns. He caught 12 passes for 160 yards and two touchdowns, carried the ball five times for 77 and another score, and combined for 109 return yards.



### 2014 at Wartburg, Iowa (L, 10-21):

Then-No. 4 Wartburg scored 14 unanswered points to defeat then-No. 13 Saint John's 21-10 in the second round of the NCAA Division III playoffs 11 years ago in Waverly, Iowa. Down 10-7, Wartburg recorded two touchdown-scoring drives that combined for 145 yards on 13 plays in the fourth quarter. SJU held the Knights to 197 yards on the other 52 plays.

The Johnnies were without running back Sam Sura, the 2014 MIAC Most Valuable Player and a Gagliardi Trophy semifinalist, for most of the game after he separated his right shoulder on his second carry. He attempted to play through the injury before leaving the game after the Johnnies' second possession and finished with 17 yards on three carries.

Following a scoreless first half, Wartburg gained the first lead of the game with an 82-yard scoring drive that ended on a four-yard touchdown pass with 8:40 left in third quarter. The lead only lasted only 3:41, however, as quarterback Nick Martin connected with tight end J.T. Ford for a 15-yard touchdown pass with 4:59 left in the third quarter.

The Johnnies' defense forced a three-and-out and the offense started where it left off. Martin looked to have a first down on fourth-and-one from the Knights' four-yard line, but SJU was whistled for a false-start penalty and had to settle for a 25-yard field goal from current assistant coach Alexi Johnson. The kick gave SJU a 10-7 lead on the second play of the fourth quarter.

Wartburg turned to running back Brandon Domeyer for 50 yards on five carries, including the one-yard touchdown to cap the drive on the ensuing possession and give the lead back to Wartburg (14-10). SJU rolled 70 yards down to the 12-yard line, thanks in large part to a great 43-yard catch from another current assistant coach, Josh Bungum. On third-and-10, however, Martin was sacked and fumbled with 7:25 left.

Logan Schrader, the IAC Most Valuable Player and a Gagliardi Trophy semifinalist, broke loose for a 56-yard touchdown to end the scoring at 21-10 with 4:33 left. Although he passed for only 87 yards (13 of 26), Schrader led all rushers with 119 yards on 12 carries.



Bungum replaced Sura in the backfield and finished with 81 yards on 24 carries (left). He also caught three passes for 65 yards. Martin ended the day 11 of 26 passing for 154 yards and the touchdown, but was sacked six times.

## 2025 D3football.com Poll - Week 11

No.	School (1st-Place Votes)	Record	Votes	Prev.
1.	North Central, Ill. (25)	10-0	625	1
2.	Mount Union, Ohio	10-0	595	2
3.	UW-River Falls	9-1	572	4
4.	Bethel	10-0	539	5
5.	Wartburg, Iowa	10-0	533	6
6.	Christopher Newport, Va.	10-0	471	7
7.	<b>Saint John's</b>	<b>9-1</b>	<b>440</b>	<b>8</b>
8.	Johns Hopkins, Md.	9-1	430	3
9.	John Carroll, Ohio	9-1	414	9
10.	UW-Platteville	8-2	389	10
11.	UW-Whitewater	8-2	342	12
12.	Salisbury, Md.	9-1	326	11
13.	UW-La Crosse	7-2	322	14
14.	Hardin-Simmons, Texas	9-1	319	13
15.	DePauw, Ind.	9-1	262	15
16.	Franklin & Marshall, Pa.	9-1	254	25
17.	Berry, Ga.	9-1	227	17
18.	Hope, Mich.	9-1	225	16
19.	Wheaton, Ill.	8-2	211	18
20.	Randolph-Macon, Va.	9-1	160	21
21.	Trinity, Texas	9-1	110	22
22.	Susquehanna, Pa.	8-2	87	23
23.	Alma, Mich.	8-2	52	---
24.	Coe, Iowa	8-2	38	---
25.	Monmouth, Ill.	9-1	25	---

**Others Receiving Votes:** Mary Hardin-Baylor 23, Central 21, Muhlenberg 19, Endicott 19, Cortland State 17, Washington & Jefferson 15, Chapman 13, Wabash 7, Eastern 5, Whitworth 4, Baldwin Wallace 4, Grove City 3, Rowan 3, Hanover 2, Ithaca 2.

## 2025 AFCA Poll - Week 11

No.	School (1st-Place Votes)	Record	Votes	Prev.
1.	North Central, Ill. (52)	10-0	1,300	1
2.	Mount Union, Ohio	10-0	1,220	2
3.	Bethel	10-0	1,174	4
4.	UW-River Falls	9-1	1,144	5
5.	Wartburg, Iowa	10-0	1,106	6
6.	<b>Saint John's</b>	<b>9-1</b>	<b>1,017</b>	<b>7</b>
7.	Christopher Newport, Va.	10-0	970	8
8.	John Carroll, Ohio	9-1	897	9
9.	Salisbury, Md.	9-1	814	10
10.	DePauw, Ind.	9-1	749	11
11.	Johns Hopkins, Md.	9-1	748	3
12.	Hardin-Simmons, Texas	9-1	725	12
13.	UW-Platteville	8-2	684	13
14.	UW-Whitewater	8-2	577	16
15.	Hope, Mich.	9-1	569	15
16.	UW-La Crosse	7-2	514	17
17.	Randolph-Macon, Va.	9-1	463	18
18.	Franklin & Marshall, Pa.	9-1	458	25
19.	Berry, Ga.	9-1	422	20
20.	Wheaton, Ill.	8-2	320	21
21.	Trinity, Texas	9-1	301	22
22.	Cortland State, N.Y.	8-2	100	14
23.	Monmouth, Ill.	9-1	96	---
24.	Endicott, Mass.	9-1	80	---
25.	Alma, Mich.	8-2	75	---

**Others Receiving Votes:** Coe 68, Central 45, Susquehanna 41, Muhlenberg 40, Mary Hardin-Baylor 28, Whitworth 21, Hanover 19, Springfield 17, Washington & Jefferson 13, Washington (Mo.) 11, Concordia (Wis.) 10, Eastern 10, Adrian 8, Ithaca 8, Baldwin Wallace 6, Chapman 6, LaGrange 6, Trinity (Conn.) 6, Linfield 5, Wabash 5, Wesleyan 2, Grove City 1, Ohio Northern 1.

## SJU IN THE D3FOOTBALL.COM POLL

Saint John's has been ranked in D3football.com's top 25 in 137-consecutive polls (preseason, weeks 1-11, final). The last time the Johnnies were not ranked in the top 25 was in Week 3 of the 2014 season. The program has an average ranking of 8.14 since. Not counting the 2020-21 season that was ravaged by COVID-19, D3football.com has published 283 national polls since the ranking was established in 2003. SJU has been ranked in the top 25 in 228 of those, including 96 in the top five, 180 in the top 10 and 215 in the top 20.

## ANOTHER 10-WIN SEASON

The Johnnies' 41-33 win over Bethel in the 2024 MIAC championship game secured the program's 26th 10-win season and eighth in the last 10 seasons. No other MIAC program has half of that total and four schools have yet to achieve the feat (Carleton, Hamline, Macalester and St. Olaf).

### 10-Win Seasons, Among MIAC Schools

School	No.	Last
<b>Saint John's</b>	<b>26</b>	<b>2024</b>
Bethel	8	2025
Concordia	7	2005
St. Scholastica	2	2014
Augsburg	1	1997
Gustavus	1	1987

A WINNING TRADITION

The Johnnies' current 9-1 record in 2025 is already the program's 57th-consecutive season without a losing record. Bethel (10-0), Concordia (7-3), Carleton (6-4) and Gustavus Adolphus (5-5) also had a non-losing season this fall.

Consecutive Seasons (at conclusion of 2025 regular season)	
MIAC Team	Without a Losing Record
1. Saint John's	57
2. Bethel	31
3. Gustavus	12
4. Carleton	5
5. Concordia	4
6. Augsburg	2
St. Olaf	2
8. Hamline, Macalester	0
St. Scholastica	

WINS, ON A NATIONAL SCALE

The 47-14 win over Rose-Hulman (Ind.) on Nov. 16, 2019, enabled SJU to become the eighth program in Division III history to reach 650 victories. The Johnnies already own DIII's best winning percentage (75 seasons or more) at .723 and enters the 2025 season sixth in Division III history for wins.

Best NCAA Division III Record, By Wins (entering the 2025 season)					
Rk.	School	Yrs.	Won	Lost	Tied Pct.
1.	Mount Union, Ohio	128	868	398	38 .680
2.	Wittenberg, Ohio	130	805	378	31 .676
3.	Washington & Jefferson, Pa.	133	790	405	40 .656
4.	Widener, Del.	142	732	453	39 .614
5.	Wabash, Ind.	137	725	404	59 .635
6.	Saint John's	113	692	258	24 .723
7.	Williams, Mass.	138	676	403	47 .621
8.	Franklin & Marshall, Pa.	136	669	515	47 .563
9.	Central, Iowa	116	668	338	26 .660
10.	Albion, Mich.	138	664	428	43 .604
	Amherst, Mass.	144	664	443	54 .595

BEST WINNING PCT. (START OF 2025 SEASON)

\*minimum 75 seasons, all divisions of college football

Team	Div.	W	L	T	Pct.	Seasons
1. Ohio State	FBS	978^	334	53	.736	135
2. Michigan	FBS	1,012	358	36	.733	145
Alabama	FBS	974	341	43	.733	130
4. Notre Dame	FBS	962	339	42	.732	135
5. Oklahoma	FBS	950	348	53	.723	130
Saint John's	III	692	258	24	.723	113
7. Linfield	III	656	266	30	.705	109
8. Texas	FBS	961	395	33	.704	132
9. UW-Whitewater	III	653	270	21	.703	99
10. Yale	FCS	943	393	55	.698	151
11. Southern California	FBS	882	374	54	.694	131
12. Penn State	FBS	943	412	41	.690	138
13. Mount Union	III	865	392	38	.683	127
14. Harvard	FCS	909	413	50	.681	149
15. West Chester	II	637	296	17	.679	95

^Ohio State voided all 12 of its wins from the 2010 season

SJU FOOTBALL BY DECADE (THRU NOV. 15)

Decade	Record (Pct.)
1900's	15-14-0 (.517)
1910's	did not compete
1920's	12-40-4 (.250)
1930's	45-19-7 (.683)
1940's	33-23-3 (.585)
1950's	51-27-1 (.652)
1960's	65-21-3 (.747)
1970's	70-20-2 (.772)
1980's	71-25-2 (.735)
1990's	96-17-2 (.843)
2000's	107-19-0 (.849)
2010's	88-26-0 (.772)
2020's	49-7-0 (.875)

GAME OPENING DRIVES

Game	Saint John's			Opponents		
	Pts.	1stD	Yds.	Pts.	1stD	Yds.
Minnesota-Morris	0	2	26	0	2	30
at Hamline	7	3	75	0	2	7
Augsburg	7	4	72	0	1	15
at Bethel	0	1	11	3	6	69
Macalester	7	2	38	0	0	-11
at Concordia	0	0	7	0	1	16
Carleton	7	4	64	0	0	0
at Gustavus	0	4	53	0	0	-10
St. Scholastica	7	2	42	0	2	25
St. Olaf	7	2	67	0	1	19

2ND HALF OPENING DRIVES

Game	Saint John's			Opponents		
	Pts.	1stD	Yds.	Pts.	1stD	Yds.
Minnesota-Morris	7	2	68	0	2	28
at Hamline	7	3	59	0	0	-6
Augsburg	7	3	61	0	1	9
at Bethel	0	4	68	0	1	10
Macalester	0	2	33	0	0	0
at Concordia	7	5	80	0	1	15
Carleton	0	2	36	3	2	20
at Gustavus	0	1	20	0	0	2
St. Scholastica	7	3	42	7	1	35
St. Olaf	7	1	30	0	0	-5

SCORING DRIVE ANALYSIS

Game	Saint John's		Opponent	
	TD	FG	TD	FG
No Drive	5	---	---	---
Negative Yards	---	---	---	---
0-9	1	---	---	---
10-19	---	---	1	---
20-29	2	2	---	2
30-39	3	1	2	---
40-49	7	---	1	---
50-59	9	---	1	---
60-69	16	2	1	2
70-79	12	---	3	---
80-89	8	---	2	---
90-99	4	---	---	---

QUARTER SCORING ANALYSIS

SJU - Game	1Q	2Q	3Q	4Q	TOT
Morris	7	14	28	0	49
at Hamline	21	17	14	7	59
Augsburg	14	21	14	14	63
at Bethel	0	10	0	0	10
Macalester	21	35	7	7	70
at Concordia	14	6	7	14	41
Carleton	14	14	7	14	49
at Gustavus	14	3	7	7	31
St. Scholastica	21	28	7	14	70
St. Olaf	21	21	21	0	63
TOTAL	147	169	112	77	505

Opponent - Game	1Q	2Q	3Q	4Q	TOT
Morris	0	0	0	0	0
at Hamline	0	0	0	0	0
Augsburg	0	0	0	0	0
at Bethel	3	7	0	7	17
Macalester	0	0	0	0	0
at Concordia	0	0	0	6	6
Carleton	0	0	3	7	10
at Gustavus	0	10	3	0	13
St. Scholastica	0	0	14	7	21
St. Olaf	0	7	0	14	21
TOTAL	3	24	20	41	88



## 2025 – SCORING DRIVE SUPERLATIVES

	Saint John's	Opponent
Most Plays/Result	17, at Gustavus Adolphus (TD)	18, Bethel (FG)
Most Yards/Result	97, vs. Carleton (TD)	80, Bethel (TD)
Most Time/Result	9:26, at Gustavus Adolphus (TD)	7:12, Bethel (FG)

## 2025 – SJU'S SCORING DRIVES

Team (Date)	Plays-Yds.	Span	Qtr.	Clock	Down-Dist.	Scoring Play
Minnesota-Morris (9/13/25)	7-67	4:13	1	0:00	2-G	Caden Wheeler 3-yard run (Hansen kick)
Minnesota-Morris	5-65	2:07	2	10:08	1-10	Corey Bohmert 20-yard run (Hansen kick)
Minnesota-Morris	5-61	2:07	2	6:10	1-G	Joey Gendreau 8-yard pass from Trey Feeney (Hansen kick)
Minnesota-Morris	3-68	1:24	3	13:32	2-2	Joey Gendreau 35-yard pass from Zander Dittbenner (Hansen kick)
Minnesota-Morris	3-43	1:31	3	7:53	1-G	Dylan Wheeler 1-yard pass from Trey Feeney (Hansen kick)
Minnesota-Morris	---	---	3	6:52	2-10 (Opp.)	Jack St. Fleur 40-yard interception return (Hansen kick)
Minnesota-Morris	6-63	3:17	3	1:50	2-4	Caden Wheeler 9-yard run (Hansen kick)
at Hamline (9/20/25)	8-75	3:38	1	11:22	3-G	Dylan Wheeler 3-yard pass from Trey Feeney (Hansen kick)
at Hamline	5-75	1:48	1	4:23	1-G	Corey Bohmert 4-yard run (Hansen kick)
at Hamline	5-25	1:40	1	1:11	2-G	Zander Dittbenner 8-yard run (Hansen kick)
at Hamline	6-94	3:21	2	10:01	2-10	Zander Dittbenner 12-yard run (Hansen kick)
at Hamline	1-9	0:08	2	4:03	1-G	Corey Bohmert 9-yard run (Hansen kick)
at Hamline	6-26	1:00	2	1:05	4-7	Matt Hansen 37-yard field goal
at Hamline	3-59	1:23	3	12:05	1-10	Dylan Wheeler 19-yard pass from Zander Dittbenner (Hansen kick)
at Hamline	8-61	4:22	3	6:50	4-1	Dylan Wheeler 3-yard pass from Trey Feeney (Hansen kick)
at Hamline	10-69	5:23	4	6:47	2-6	Cade Berg 20-yard pass from Reece Dawson (Hansen kick)
Augsburg (9/27/25)	9-72	2:44	1	9:30	2-15	Dylan Wheeler 21-yard pass from Zander Dittbenner (Hansen kick)
Augsburg	9-80	4:59	1	2:49	1-10	Zander Dittbenner 16-yard run (Hansen kick)
Augsburg	11-77	4:22	2	11:07	3-G	Caden Wheeler 1-yard run (Hansen kick)
Augsburg	2-80	0:57	2	9:05	1-10	Joey Gendreau 37-yard pass from Trey Feeney (Hansen kick)
Augsburg	4-53	1:56	2	1:13	1-10	Zander Dittbenner 21-yard run (Hansen kick)
Augsburg	5-61	2:48	3	12:02	1-G	Caden Wheeler 7-yard run (Hansen kick)
Augsburg	7-70	2:56	3	6:04	2-3	Carson Hegerle 4-yard pass from Trey Feeney (Hansen kick)
Augsburg	11-79	5:19	4	12:46	2-10	Corey Bohmert 12-yard run (Hansen kick)
Augsburg	9-48	5:05	4	3:30	3-G	Wyatt McCabe 10-yard pass from Lucas Jansky (Sievers kick)
at Bethel (10/4/25)	5-33	2:20	2	6:47	4-G	Caden Wheeler 1-yard run (Hansen kick)
at Bethel	10-64	2:38	2	0:00	4-1	Matt Hansen 28-yard field goal
Macalester (10/11/25)	2-38	0:41	1	13:07	1-10	Joey Gendreau 21-yard pass from Zander Dittbenner (Hansen kick)
Macalester	6-53	2:42	1	8:01	2-G	Dylan Kirchner 1-yard run (Hansen kick)
Macalester	9-65	3:43	1	2:35	3-4	Wyatt McCabe 7-yard run (Hansen kick)
Macalester	2-40	0:47	2	14:55	1-G	Logan Eisele 6-yard pass from Trey Feeney (Hansen kick)
Macalester	2-73	0:42	2	11:38	1-10	Joey Gendreau 62-yard pass from Zander Dittbenner (Hansen kick)
Macalester	4-94	2:04	2	6:56	1-10	Dylan Wheeler 16-yard pass from Trey Feeney (Hansen kick)
Macalester	2-29	0:44	2	3:51	1-G	Joey Gendreau 7-yard pass from Zander Dittbenner (Hansen kick)
Macalester	4-64	0:54	2	0:50	2-G	Joey Gendreau 4-yard pass from Trey Feeney (Hansen kick)
Macalester	---	---	3	10:23	1-10 (Opp.)	Hudson Poole 21-yard interception return (Hansen kick)
Macalester	4-88	2:21	4	9:28	1-10	Maverick Harper 64-yard run (Sievers kick)
at Concordia (10/18/25)	8-80	3:44	1	8:31	1-G	Carson Hegerle 1-yard pass from Trey Feeney (Hansen kick)
at Concordia	10-71	3:52	1	0:01	3-2	Caden Wheeler 5-yard run (Hansen kick)
at Concordia	9-27	4:35	2	8:10	4-G	Matt Hansen 20-yard field goal
at Concordia	3-34	0:16	2	0:00	1-10	Matt Hansen 47-yard field goal
at Concordia	8-80	3:51	3	7:44	2-2	Dylan Wheeler 15-yard pass from Trey Feeney (Hansen kick)
at Concordia	7-75	3:50	4	10:23	3-G	Zach Frank 2-yard pass from Trey Feeney (Hansen kick)
at Concordia	7-40	4:03	4	5:54	2-7	Dylan Wheeler 8-yard pass from Trey Feeney (Hansen kick)
Carleton (10/25/25)	9-64	4:10	1	8:42	3-G	Dylan Wheeler 4-yard pass from Trey Feeney (Hansen kick)
Carleton	8-97	3:52	1	1:39	2-4	Dylan Wheeler 26-yard pass from Trey Feeney (Hansen kick)
Carleton	7-82	4:25	2	8:59	3-G	Riley Schwellenbach 5-yard pass from Trey Feeney (Hansen kick)
Carleton	8-90	2:11	2	0:48	1-G	Carson Hegerle 3-yard pass from Trey Feeney (Hansen kick)
Carleton	7-80	4:08	3	3:11	3-7	Owen Amrhein 46-yard pass from Trey Feeney (Hansen kick)
Carleton	4-26	1:52	4	11:52	2-G	Dylan Wheeler 3-yard pass from Trey Feeney (Hansen kick)
Carleton	---	---	4	9:59	4-14 (Opp.)	Carson Hegerle 57-yard punt return (Hansen kick)
at Gustavus (11/1/25)	10-53	5:33	1	7:44	1-G	Carson Hegerle 1-yard pass from Trey Feeney (Hansen kick)
at Gustavus	---	---	1	2:08	3-5 (Opp.)	Blake Simonson 30-yard interception return (Hansen kick)
at Gustavus	11-61	4:21	2	8:16	4-9	Matt Hansen 38-yard field goal
at Gustavus	6-70	3:19	3	7:05	3-4	Dylan Wheeler 11-yard pass from Trey Feeney (Hansen kick)
at Gustavus	17-53	9:26	4	3:34	4-G	Carson Hegerle 4-yard pass from Trey Feeney (Hansen kick)
St. Scholastica (11/8/25)	6-42	2:14	1	8:32	1-G	Maverick Harper 8-yard run (Hansen kick)
St. Scholastica	6-72	2:52	1	3:54	1-10	Dylan Wheeler 14-yard pass from Trey Feeney (Hansen kick)
St. Scholastica	---	---	1	2:07	4-19 (Opp.)	Nolan Dumonceaux 10-yard fumble return (Hansen kick)
St. Scholastica	7-70	2:45	2	12:20	1-G	Joey Gendreau 10-yard pass from Trey Feeney (Hansen kick)
St. Scholastica	5-50	2:32	2	8:37	3-G	Riley Schwellenbach 3-yard pass from Trey Feeney (Hansen kick)
St. Scholastica	6-69	2:46	2	4:41	3-9	Riley Schwellenbach 13-yard pass from Trey Feeney (Hansen kick)
St. Scholastica	7-60	0:54	2	0:16	2-4	Riley Schwellenbach 12-yard pass from Trey Feeney (Hansen kick)
St. Scholastica	5-42	2:09	3	11:42	3-2	Maverick Harper 5-yard run (Hansen kick)
St. Scholastica	13-69	7:03	4	7:36	4-3	Mason Delzer 5-yard run (Hansen kick)
St. Scholastica	5-43	2:56	4	4:16	1-G	Logan Eisele 3-yard run (Hansen kick)

--continued on p. 26 --

## 2025 – SJU'S SCORING DRIVES- CONTINUED

Team (Date)	Plays-Yds.	Span	Qtr.	Clock	Down-Dist.	Scoring Play
St. Olaf (11/15/25)	3-67	1:25	1	13:32	1-G	Carson Hegerle 5-yard pass from Trey Feeney (Hansen kick)
St. Olaf	7-74	2:55	1	7:22	1-10	Carson Hegerle 21-yard pass from Trey Feeney (Hansen kick)
St. Olaf	3-65	1:22	1	3:12	3-1	Corey Bohmert 56-yard run (Hansen kick)
St. Olaf	4-59	4:42	2	14:54	1-10	Corey Bohmert 18-yard run (Hansen kick)
St. Olaf	10-92	4:23	2	8:45	1-G	Riley Schwellenbach 5-yard pass from Trey Feeney (Hansen kick)
St. Olaf	8-81	3:07	2	1:05	1-G	Zander Dittbenner 4-yard run (Hansen kick)
St. Olaf	4-30	1:25	3	11:57	2-G	Dylan Wheeler 10-yard pass from Trey Feeney (Hansen kick)
St. Olaf	1-55	0:10	3	8:36	1-10	Riley Schwellenbach 55-yard pass from Trey Feeney (Hansen kick)
St. Olaf	9-54	5:00	3	2:38	1-10	Faaris Amegankpoe 16-yard pass from Zander Dittbenner (Hansen kick)

## 2025 – SJU'S SCORING DRIVES ALLOWED

Team (Date)	Plays-Yds.	Span	Qtr.	Clock	Down-Dist.	Scoring Play
at Bethel (10/4/25)	18-69	7:12	1	5:58	4-G	Zach Bengston 24-yard field goal
at Bethel	11-75	4:09	2	2:38	3-10	Tyler Terry 26-yard pass from Cooper Drews (Bengston kick)
at Bethel	6-80	2:13	4	6:20	1-10	Taye Manns 23-yard run (Bengston kick)
at Concordia (10/18/25)	7-50	3:40	4	14:13	4-3	Alejandro Sanchez 20-yard pass from Jersey Selzler (Druley kick failed)
Carleton (10/25/25)	9-20	5:03	3	7:27	4-15	Marcus Merkelbach 38-yard field goal
Carleton	12-75	5:01	4	4:58	4-G	Rye Storrs 4-yard pass from Jack Curtis (Merkelbach kick)
at Gustavus (11/1/25)	8-27	3:37	2	2:23	4-G	Owen Forsythe 21-yard field goal
at Gustavus	8-43	0:58	2	0:21	3-G	Jordan Wold 2-yard pass from Dylan Blount (Forsythe kick)
at Gustavus	10-60	4:15	3	2:45	4-9	Owen Forsythe 28-yard field goal
St. Scholastica (11/8/25)	3-35	0:53	3	14:01	3-5	Andrew Burgess II 30-yard pass from Donald West (Andrews kick)
St. Scholastica	6-69	3:27	3	8:09	2-7	Teagen Lubinski 27-yard pass from Donald West (Andrews kick)
St. Scholastica	12-82	6:06	4	14:44	2-G	Nathan Behrens 5-yard pass from Donald West (Andrews kick)
St. Olaf (11/15/25)	8-75	4:20	2	4:20	4-2	Jackson Kauck 19-yard pass from Luke Crosby (Hess kick)
St. Olaf	4-19	1:56	4	9:43	3-G	Jackson Kauck 3-yard pass from Michael Gonzales (Hess kick)
St. Olaf	6-38	3:26	4	2:21	2-G	Magnus Hansen 1-yard run (Hess kick)

## 2025 – GAME-BY-GAME LEADERS

Game	Passing	Rushing	Receiving	Tackles	Sacks
Minnesota-Morris	Trey Feeney (12-13, 141 yds, 2 TD)	Caden Wheeler (8 att, 81 yds, 2 TD)	Joey Gendreau (8 rec, 124 yds, 2 TD)	Aiden McMahon (5-4-9)	Zach Frank (1.5/11)
at Hamline	Trey Feeney (14-20, 215 yds, 2 TD)	Dylan Kirchner (7 att, 43 yds, 0 TD)	Joey Gendreau (9 rec, 137 yds, 0 TD)	Goettlicher/McMahon (5-1-6)	Grady Minnerath (1.0/17)
Augsburg	Trey Feeney (14-21, 212 yds, 2 TD)	Caden Wheeler (12 att, 87 yds, 2 TD)	Joey Gendreau (10 rec, 166 yds, 1 TD)	Danner (4-1-5)/Goettlicher (5-0-5)	Zach Frank (2.0/11)
at Bethel	Trey Feeney (19-23, 181 yds, 0 TD)	Caden Wheeler (14 att, 44 yds, 1 TD)	Dylan Wheeler (8 rec, 113 yds, 0 TD)	Aiden McMahon (11-6-17)	Goettlicher/King (1.0/5)
Macalester	Trey Feeney (13-14, 250 yds, 3 TD)	Maverick Harper (1 att, 64 yds, 1 TD)	Joey Gendreau (6 rec, 115 yds, 4 TD)	Gallagher/Wahlin (2-3-5) Dumonceaux/McMahon (1-4-5)	Tommy Gilmore (1.0/16)
at Concordia	Trey Feeney (34-45, 374 yds, 4 TD)	Caden Wheeler (11 att, 55 yds, 1 TD)	Dylan Wheeler (12 rec, 99 yds, 2 TD)	Goettlicher (6-1-7)/McMahon (4-3-7)	Tommy Gilmore (1.0/1)
Carleton	Trey Feeney (33-41, 409 yds, 6 TD)	Caden Wheeler (10 att, 76 yds, 0 TD)	Schwellenbach (8 rec, 126 yds, 1 TD)	Aiden McMahon (2-10-12)	Zach Frank (2.0/20)
at Gustavus	Trey Feeney (30-43, 291 yds, 3 TD)	Maverick Harper (14 att, 41 yds, 0 TD)	Dylan Wheeler (11 rec, 128 yds, 1 TD)	Aiden McMahon (7-6-13)	Landon Gallagher (1.0/6)
St. Scholastica	Trey Feeney (22-30, 294 yds, 5 TD)	Mason Delzer (8 att, 68 yds, 1 TD)	Joey Gendreau (8 rec, 97 yds, 1 TD)	Aiden McMahon (3-5-8)	Zach Frank (2.0/11)
St. Olaf	Trey Feeney (25-29, 324 yds, 5 TD)	Corey Bohmert (6 att, 159 yds, 2 TD)	Schwellenbach (6 rec, 103 yds, 2 TD)	Peyton Goettlicher (2-7-9)	---

## 2025 – SAINT JOHN'S IN THE RED ZONE

Game	In RZ	xScored	Pts.	TDs	Rush TD	Pass TD	FG Made	FG Miss	Downs	Int.	Fumb.	Half	Game
Minnesota-Morris	6	5	35	5	3	2	0	0	0	1	0	0	0
at Hamline	10	9	59	8	4	4	1	0	0	0	0	1	0
Augsburg	7	7	49	7	4	3	0	0	0	0	0	0	0
at Bethel	5	2	10	1	1	0	1	1	2	0	0	0	0
Macalester	6	6	42	6	2	4	0	0	0	0	0	0	0
at Concordia	6	6	38	5	1	4	1	0	0	0	0	0	0
Carleton	4	4	28	4	0	4	0	0	0	0	0	0	0
at Gustavus	3	3	21	3	0	3	0	0	0	0	0	0	0
St. Scholastica	9	9	63	9	4	5	0	0	0	0	0	0	0
St. Olaf	6	6	42	6	2	4	0	0	0	0	0	0	0
<b>TOTALS (91.9%)</b>	<b>62</b>	<b>57</b>	<b>387</b>	<b>54</b>	<b>21</b>	<b>33</b>	<b>3</b>	<b>1</b>	<b>2</b>	<b>1</b>	<b>0</b>	<b>1</b>	<b>0</b>

## 2025 – OPPONENTS IN THE RED ZONE

Game	In RZ	xScored	Pts.	TDs	Rush TD	Pass TD	FG Made	FG Miss	Downs	Int.	Fumb.	Half	Game
Minnesota-Morris	2	0	0	0	0	0	0	0	2	0	0	0	0
at Hamline	1	0	0	0	0	0	0	0	0	1	0	0	0
Augsburg	0	0	0	0	0	0	0	0	0	0	0	0	0
at Bethel	2	1	3	0	0	0	1	0	0	0	0	1	0
Macalester	2	0	0	0	0	0	0	0	1	0	1	0	0
at Concordia	2	1	6	1	0	1	0	0	1	0	0	0	0
Carleton	2	2	10	1	0	1	1	0	0	0	0	0	0
at Gustavus	3	3	13	1	0	1	2	0	0	0	0	0	0
St. Scholastica	1	1	7	1	0	1	0	0	0	0	0	0	0
St. Olaf	3	3	21	3	1	2	0	0	0	0	0	0	0
<b>TOTALS (61.1%)</b>	<b>18</b>	<b>11</b>	<b>60</b>	<b>7</b>	<b>1</b>	<b>6</b>	<b>4</b>	<b>0</b>	<b>4</b>	<b>1</b>	<b>1</b>	<b>1</b>	<b>0</b>

## When Saint John's Has the Ball

### Saint John's Offense

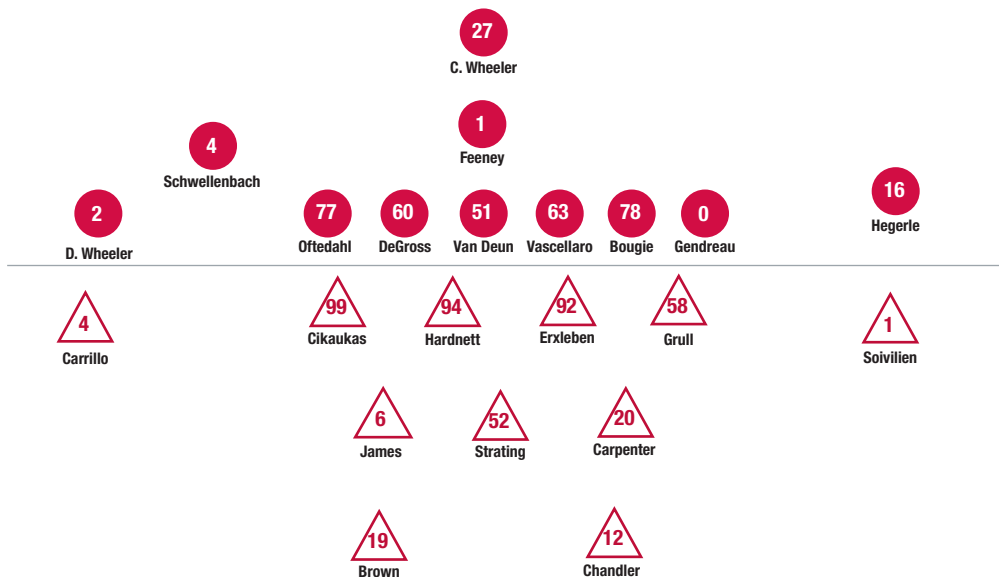
WR	16	Carson Hegerle, So. (6-2, 190)
WR	4	Riley Schwellenbach, Jr. (5-9, 160)
LT	78	Michael Bougie, Jr. (6-5, 310)
LG	63	Joe Vascellaro, Sr. (6-3, 295)
C	51	Barrett Van Deun, Jr. (6-1, 285)
RG	60	Ian DeGross, Sr. (6-3, 290)
RT	77	Mike Oftedahl, So. (6-2, 305)
TE	0	Joey Gendreau, Sr. (6-3, 230)
WR	2	Dylan Wheeler, Sr. (6-2, 195)
QB	1	Trey Feeney, Jr. (6-3, 205)
RB	27	Caden Wheeler, Sr. (5-10, 200)

### Monmouth Defense

DE	99	Anthony Cikaukas, Sr. (6-3, 250)
NG	94	Jeremiah Hardnett, Jr. (5-9, 255)
DT	92	Landon Erxleben, Fr. (5-11, 275)
DE	58	Nathan Grull, Sr. (6-1, 225)
WLB	6	Ethan James, Sr. (5-11, 220)
MLB	52	Carson Strating, So. (6-0, 225)
SLB	20	Gavin Carpenter, So. (5-10, 235)
CB	4	Armani Carrillo, So. (6-3, 190)
S	19	Damien Brown, Sr. (6-0, 200)
S	12	Derek Chandler, So. (5-11, 180)
CB	1	Kevin Soivilien, Jr. (5-10, 185)

### Saint John's Special Teams

K	90	Matt Hansen, Jr. (5-11, 150)
P	90	Matt Hansen, Jr. (5-11, 150)
LS	2	Nolan Dumonceaux, So. (6-1, 200)
H	20	Hudson Poole, So. (5-10, 165)
KR	20	Hudson Poole, So. (5-10, 165)
	16	Carson Hegerle, So. (6-2, 190)
PR	16	Carson Hegerle, So. (6-2, 190)



## When Monmouth Has the Ball

### Monmouth Offense

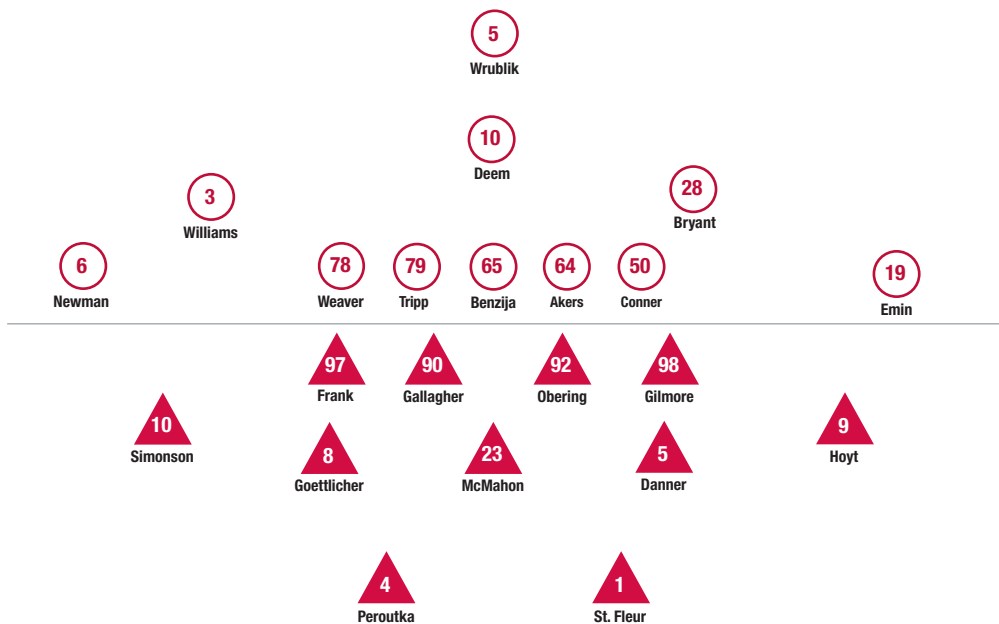
WR	6	Chase Newman, So. (6-3, 205)
WR	3	Jeremiah Williams, Jr. (5-8, 195)
LT	50	James Conner, Sr. (6-3, 270)
LG	64	Acen Akers, Fr. (6-3, 305)
C	65	Mikey Benzija, Jr. (6-1, 265)
RG	79	Tyrek Tripp, Jr. (6-2, 380)
RT	78	Aiden Weaver, So. (6-5, 310)
WR	19	Mason Emin, So. (6-3, 187)
HB	28	Gunner Bryant, So. (6-4, 223)
QB	10	Brayden Deem, Sr. (6-2, 205)
RB	5	Nate Wrublik, Jr. (5-10, 215)

### Saint John's Defense

DE	97	Zach Frank, Sr. (6-3, 270)
DT	92	Chandler Obering, Sr. (6-4, 285)
DT	90	Landon Gallagher, Sr. (6-2, 250)
DE	98	Tommy Gilmore, Sr. (6-3, 260)
LB	8	Peyton Goettlicher, Jr. (5-11, 190)
LB	23	Aiden McMahon, Jr. (6-1, 220)
LB	5	Landon Danner, So. (6-2, 215)
CB	9	Westin Hoyt, So. (6-1, 200)
S	1	Jack St. Fleur, Sr. (6-0, 210)
S	4	Will Peroutka, So. (5-11, 175)
CB	10	Blake Simonson, Sr. (5-11, 175)

### Monmouth Special Teams

K	7	Aiden Sensabaugh, Fr. (5-10, 175)
H	0	Gabriel Zeigler-Harris, Jr. (5-9, 190)
P	7	Aiden Sensabaugh, Fr. (5-10, 175)
LS	27	Mason Hughes, So. (6-2, 180)
KR	1	Da'Von Patterson, Jr. (5-9, 175)
	3	Jeremiah Williams, Jr. (5-8, 195)
PR	0	Gabriel Zeigler-Harris, Jr. (5-9, 190)





## THE LAST TIME...

\* Postseason game # Metrodome

### SAINT JOHN'S

#### Rushing

300+ Yards	Oct. 30, 2021 (371, vs. St. Scholastica)
350+ Yards	Oct. 30, 2021 (371, vs. St. Scholastica)
400+ Yards	Sept. 18, 1999 (469 vs. Macalester)
50+ Attempts	Nov. 13, 2021 (53, at Bethel)
60+ Attempts	Oct. 15, 2016 (60, vs. Carleton)
70+ Attempts	Nov. 3, 1984 (74, at Macalester)
5 Rushing TD's	Sept. 27, 2025 (5, vs. Augsburg)
6 Rushing TD's	Nov. 9, 2019 (6, at Hamline)
7 Rushing TD's	Nov. 4, 2017 (8, at Hamline)

#### Passing

300+ Yards	Nov. 15, 2025 (369, vs. St. Olaf)
400+ Yards	Oct. 25, 2025 (444, vs. Carleton)
500+ Yards	<i>Never</i>
40+ Attempts	Nov. 8, 2025 (41, vs. St. Scholastica)
50+ Attempts	Nov. 11, 2023 (51, at Concordia)
60+ Attempts	Oct. 7, 2023 (60, vs. Concordia)
30+ Completions	Nov. 15, 2025 (30, vs. St. Olaf)
40+ Completions	Oct. 7, 2023 (44, vs. Concordia)
4 Passing TD's	Nov. 15, 2025 (6, vs. St. Olaf)
5 Passing TD's	Nov. 15, 2025 (6, vs. St. Olaf)
6 Passing TD's	Nov. 15, 2025 (6, vs. St. Olaf)
7 Passing TD's	Oct. 28, 2023 (8, vs. St. Scholastica)
8 Passing TD's	Oct. 28, 2023 (8, vs. St. Scholastica)
3+ Interceptions	Nov. 26, 2022 (4, vs. Wartburg, Iowa)*
4+ Interceptions	Nov. 26, 2022 (4, vs. Wartburg, Iowa)*
5+ Interceptions	Oct. 28, 2000 (5, at Bethel)

#### Combination Offense

300-Yard Passer + 100-Yard Rusher	Nov. 15, 2025 vs. St. Olaf (324, Trey Feeney; 159, Corey Bohmert)
200-Yard Passer + 100-Yard Rusher + 100-Yard Receiver	Nov. 15, 2025 vs. St. Olaf (324, Trey Feeney; 159, Corey Bohmert; 103, Riley Schwellenbach)
200-Yard Passer + 100-Yard Rusher	Nov. 15, 2025 vs. St. Olaf (324, Trey Feeney; 159, Corey Bohmert)
100-Yard Rusher + 100-Yard Receiver	Nov. 15, 2025 vs. St. Olaf (159, Corey Bohmert; 103, Riley Schwellenbach)

#### Total Offense

400+ Yards	Nov. 15, 2025 (652, vs. St. Olaf)
500+ Yards	Nov. 15, 2025 (652, vs. St. Olaf)
600+ Yards	Nov. 15, 2025 (652, vs. St. Olaf)
700+ Yards	Oct. 26, 2019 (749, at St. Olaf)
75+ Plays	Oct. 19, 2024 (75, at Carleton)
85+ Plays	Oct. 7, 2023 (87, vs. Concordia)

#### Scoring

14 Points or Less	Oct. 4, 2025 (L, 10-17 at Bethel)
40+ Points	Nov. 15, 2025 (W, 63-21 vs. St. Olaf)
50+ Points	Nov. 15, 2025 (W, 63-21 vs. St. Olaf)
60+ Points	Nov. 15, 2025 (W, 63-21 vs. St. Olaf)
2-Point Conversion	Sept. 2, 2023 (W, 34-31 in OT vs. Trinity, Texas) (Aaron Syverson pass to Joey Gendreau)
Opp. Scoreless	Oct. 11, 2025 (W, 70-0 vs. Macalester)
Opp. Scoreless (Home)	Oct. 11, 2025 (W, 70-0 vs. Macalester)
Opp. Scoreless (Road)	Sept. 20, 2025 (W, 59-0, at Hamline)
2+ Shutouts in Season	2025 (4)
49-0 (vs. Minnesota-Morris), 59-0 (at Hamline), 63-0 (vs. Augsburg), 70-0 (vs. Macalester)	
3+ Shutouts in Season	2025 (4)
49-0 (vs. Minnesota-Morris), 59-0 (at Hamline), 63-0 (vs. Augsburg), 70-0 (vs. Macalester)	
4+ Shutouts in Season	2025 (4)
49-0 (vs. Minnesota-Morris), 59-0 (at Hamline), 63-0 (vs. Augsburg), 70-0 (vs. Macalester)	
No Opp. Off. TD	Oct. 11, 2025 (W, 70-0 vs. Macalester)
No Opp. Off. TD (Home)	Oct. 11, 2025 (W, 70-0 vs. Macalester)
No Opp. Off. TD (Road)	Sept. 20, 2025 (W, 59-0, at Hamline)
Allowed 30+ Points	Dec. 7, 2024 (L, 38-41, vs. Susquehanna, Pa.)*
Allowed 40+ Points	Dec. 7, 2024 (L, 38-41, vs. Susquehanna, Pa.)*

Allowed 50+ Points	Sept. 9, 2023 (L, 28-56 at UW-Whitewater)
SJU Scoreless	Sept. 29, 1990 (L, 0-21 at Hamline)
SJU Scoreless (Home)	Nov. 4, 1978 (L, 0-17 vs. Concordia)
SJU Scoreless (Road)	Sept. 29, 1990 (L, 0-21 at Hamline)
SJU Scoreless (Neutral)	Oct. 5, 1945 (L, 0-30 vs. St. Thomas at St. Cloud)
No SJU Off. TD	Nov. 24, 2001 (W, 9-7 vs. UW-Stevens Point)*
No SJU Off. TD (Home)	Nov. 24, 2001 (W, 9-7 vs. UW-Stevens Point)*
No SJU Off. TD (Road)	Sept. 29, 1990 (L, 0-21 at Hamline)

#### Turnovers

No SJU Turnovers	Oct. 11, 2025 (vs. Macalester)
4+ SJU Turnovers	Nov. 26, 2022 (5, vs. Wartburg, Iowa)*
5+ SJU Turnovers	Nov. 26, 2022 (5, vs. Wartburg, Iowa)*
3 SJU Fumbles Lost	Nov. 5, 2016 (vs. Hamline)
4+ SJU Fumbles Lost	Sept. 29, 2018 (4, at Augsburg)
4+ Takeaways	Nov. 16, 2024 (4, vs. Bethel)
5+ Takeaways	Sept. 28, 2024 (5, at Bethel)
6+ Takeaways	Oct. 13, 2018 (7, vs. St. Thomas)

#### Defense

50 Rush Yards or Less	Nov. 1, 2025 (14, at Gustavus)
100 Pass Yards or Less	Nov. 15, 2025 (94, vs. St. Olaf)
100 Total Yards or Less	Nov. 3, 2018 (98, vs. Hamline)
200 Total Yards or Less	Nov. 1, 2025 (192, at Gustavus)
4+ Interceptions	Sept. 28, 2024 (4, at Bethel)
5+ Interceptions	Nov. 12, 2022 (5, vs. Bethel)
Scored a Safety	Sept. 3, 2022 (W, 24-10 vs. UW-Whitewater)
Scored 2 Safeties	Sept. 3, 2022 (W, 24-10 vs. UW-Whitewater)

#### Miscellaneous

10 First Downs or Less	Sept. 23, 2017 (6, vs. St. Thomas at Target Field)
30+ First Downs	Nov. 15, 2025 (30, vs. St. Olaf)
No Penalties	Nov. 2, 2024 (at St. Scholastica)
10+ Penalties	Oct. 5, 2024 (13, vs. Augsburg)
40:00+ of Poss.	Sept. 28, 2024 (40:06, at Bethel)
Less Than 25:00 of Poss.	Oct. 11, 2025 (24:06 vs. Macalester)
0 Punts	Sept. 27, 2025 (vs. Augsburg)
7+ Punts	Sept. 3, 2022 (9, vs. UW-Whitewater)
10+ Punts	Dec. 2, 2000 (10, at Central, Iowa)*
Overtime Game	Sept. 2, 2023 (OT; W, 34-31 vs. Trinity, Texas)
Double-Overtime Game	Nov. 2, 2013 (2OT; L, 20-23 at Gustavus)
Triple-Overtime Game	<i>Never</i>

### JOHNNIE PLAYER

#### Rushing

100+ Yards	Nov. 15, 2025 (159, Corey Bohmert vs. St. Olaf)
150+ Yards	Nov. 15, 2025 (159, Corey Bohmert vs. St. Olaf)
200+ Yards	Oct. 17, 2015 (201, Sam Sura vs. Gustavus)
250+ Yards	Sept. 13, 2014 (281, Sam Sura at UW-Eau Claire)
Quarterback 100+ Yards	Nov. 13, 2021 (103, Chris Backes at Bethel)
30+ Carries	Nov. 7, 2015 (35, Sam Sura at Bethel)
35+ Carries	Nov. 7, 2015 (35, Sam Sura at Bethel)
40+ Carries	Nov. 8, 2014 (40, Sam Sura vs. Bethel)
3+ TD	Nov. 2, 2024 (3, Will Blakey at St. Scholastica)
4+ TD	Oct. 9, 2021 (4, Henry Trost vs. Augsburg)
5+ TD	Oct. 2, 2004 (5, Corey Weber vs. Hamline)
Quarterback 2+ TD	Sept. 27, 2025 (2, Zander Dittbenner vs. Augsburg)
Quarterback 3+ TD	Oct. 25, 2014 (3, Nick Martin vs. Carleton)
Quarterback 4+ TD	Nov. 20, 1976 (5, Jeff Norman vs. Augustana, Ill.)*
Quarterback 5+ TD	Nov. 20, 1976 (5, Jeff Norman vs. Augustana, Ill.)*
50-Yard Run	Nov. 15, 2025 (56, Corey Bohmert vs. St. Olaf)
60-Yard Run	Oct. 11, 2025 (64, Maverick Harper vs. Macalester)
70-Yard Run	Sept. 23, 2023 (77, Devin Vouk vs. Bethel)
80-Yard Run	Oct. 20, 2018 (80, Henry Trost vs. St. Olaf)
90-Yard Run	Sept. 27, 1980 (91, Pat Stone vs. Hamline)
2 w/100+ Yards	Oct. 20, 2018 vs. St. Olaf (159, Henry Trost; 107, Adam Essler)
2 w/2+ TD Each	Sept. 20 at Hamline (2, Corey Bohmert; 2, Zander Dittbenner)

--continued on p. 29--

--continued from p. 28--

## Passing

300+ Yards	Nov. 15, 2025 (324, Trey Feeney vs. St. Olaf)
400+ Yards	Oct. 25, 2025 (409, Trey Feeney vs. Carleton)
30+ Comp.	Nov. 1, 2025 (30, Trey Feeney at Gustavus)
50-Yard Comp.	Nov. 15, 2025 (55, Trey Feeney vs. St. Olaf)
60-Yard Comp.	Oct. 11, 2025 (62, Zander Dittbenner vs. Macalester)
70-Yard Comp.	Dec. 7, 2024 (89, Aaron Syverson vs. Susquehanna, Pa.)*
4+ TD	Nov. 15, 2025 (5, Trey Feeney vs. St. Olaf)
5+ TD	Nov. 15, 2025 (5, Trey Feeney vs. St. Olaf)
6+ TD	Oct. 25, 2025 (6, Trey Feeney vs. Carleton)
Non-QB Passing TD	Oct. 27, 2018 (79, Will Gillach at Concordia)

## Receiving

150+ Yards	Sept. 27, 2025 (166, Joey Gendreau vs. Augsburg)
200+ Yards	Oct. 18, 2025 (12, Dylan Wheeler at Concordia)
10+ Receptions	Nov. 1, 2025 (11, Dylan Wheeler at Gustavus)
15+ Receptions	Nov. 8, 2003 (15, Blake Elliott vs. Bethel)
3+ TD	Nov. 8, 2025 (3, Riley Schwellenbach vs. St. Scholastica)
4+ TD	Oct. 11, 2025 (4, Joey Gendreau vs. Macalester)
2 w/100+ Yards	Oct. 25, 2025 vs. Carleton (126, Riley Schwellenbach; 111, Dylan Wheeler)
3 w/100+ Yards	Nov. 11, 2023 at Concordia (156, Nick VanErp; 101, Alex Larson; 101, Dylan Wheeler)
2 w/2 TD Each	Nov. 15, 2025 vs. St. Olaf (2, Carson Hegerle; 2, Riley Schwellenbach)
2 w/3 TD Each	Nov. 9, 2024 vs. St. Olaf (3, Marselio Mendez; 3, Dylan Wheeler)

## Defense

15+ Tackles	Oct. 4, 2025 (17, Aiden McMahon at Bethel)
2+ Sacks	Nov. 8, 2025 (2.0, Zach Frank vs. St. Scholastica)
3+ Sacks	Oct. 7, 2023 (3.0, Zach Frank vs. Concordia)
Fumble Return TD	Nov. 8, 2025 (10, Nolan Dumonceaux vs. St. Scholastica)
2 Fumble Return TD	Sept. 24, 1994 (10 & 24 yards, Brian Kohorst vs. Augsburg)
2 Interceptions	Sept. 28, 2024 (2, Westin Hoyt at Bethel)
3 Interceptions	Sept. 3, 2016 (3, Leonard Gutierrez vs. St. Scholastica)
4 Interceptions	Oct. 18, 2003 (4, Paul Gans vs. Augsburg)
Interception TD	Nov. 1, 2025 (30, Blake Simonson at Gustavus)
2 INT TD's, 1 Player	Nov. 20, 1999 (66 & 92, Beau LaBore vs. UW-Stevens Point)*
2 INT TD's, 2 Players	Nov. 14, 2009 vs. Carleton (36, Nate Anderson lateral from Billy Lawrence; 59, Ethan Eid)

## Special Teams

Kick Return TD	Nov. 19, 2016 (82, Evan Clark vs. UW-Platteville)*
Allowed Kick Return TD	Oct. 5, 2019 (99, Le'Andre Benion vs. Augsburg)
Punt Return TD	Oct. 25, 2025 (57, Carson Hegerle vs. Carleton)
2 PR TD's, 1 Player	Oct. 13, 2001 (66 and 46, Blake Elliott vs. Gustavus)
2 PR TD's, 2 Players	Sept. 25, 1993 vs. St. Olaf (77, Tony Lesch; 79, Mark Smith)
Allowed Punt Return TD	Oct. 6, 2007 (75, Andrew Schmiesing vs. St. Olaf)
3 FG	Nov. 10, 2012 (3, Jimmie Mattson at Bethel)
40-Yard FG	Oct. 18, 2025 (47, Matt Hansen at Concordia)
60-Yard Punt	Sept. 9, 2023 (61, Spencer Eli at UW-Whitewater)
Blocked Extra Point	Nov. 30, 2024 (Charlie King vs. UW-La Crosse)*
Returned PAT for 2 Points	Oct. 18, 2014 (Trevor Warner at Gustavus)
Blocked Field Goal	Sept. 28, 2019 (Collin Franz at Carleton)
Blocked Punt	Oct. 18, 2025 (Charlie King at Concordia)
FR TD & PR TD	Oct. 17, 1992 vs. Bethel (31-yard FR & 72-yard PR, John Beutz)
PR TD & INT TD	Dec. 14, 1963 vs. Prairie View A&M, Texas* (41-yard PR, Bob Spinner; 44-yard INT, John McCormick)

## OPPONENT

100-Yard Receiver	Dec. 7, 2024 (113, Kyle Howes vs. Susquehanna, Pa.)*
100-Yard Rusher	Oct. 4, 2025 (127, Taye Manns at Bethel)
300-Yard Passer	Oct. 12, 2024 at Concordia (396, Cooper Mattern)
Blocked Extra Point	Nov. 9, 2024 vs. St. Olaf (Tate Sauerwein)
Returned PAT for 2 Points	Nov. 2, 2019 vs. Concordia (Marshall King)
Blocked Field Goal	Oct. 9, 2021 vs. Augsburg (Lionel Gates)
Blocked Punt	Sept. 14, 2024 vs. Wartburg, Iowa (Tyler Gayer)
Blocked Punt for TD	Oct. 7, 2023 (5, Owen Miller vs. Concordia)
Fumble Return TD	Nov. 26, 2022 (12, Parker Rochford vs. Wartburg, Iowa)*
Interception TD	Sept. 28, 2024 at Bethel (84, Matt Jung)
Scored a Safety	Nov. 16, 2024 (W, 41-33 vs. Bethel)

## 2025 - EXPLOSIVE PLAYS (20+ YARDS)

Player	No.	TD	R	P	KR	PR	IR	FR
Riley Schwellenbach	17	1	--	17	--	--	--	--
Joey Gendreau	15	4	--	15	--	--	--	--
Dylan Wheeler	12	2	--	12	--	--	--	--
Carson Hegerle	10	2	--	6	2	2	--	--
Corey Bohmert	5	2	5	--	--	--	--	--
Owen Amrhein	4	1	--	4	--	--	--	--
Hudson Poole	4	1	--	--	3	--	1	--
Westin Hoyt	2	--	--	--	1	--	1	--
Dylan Kirchner	2	--	--	2	--	--	--	--
Wyatt McCabe	2	--	2	--	--	--	--	--
Caden Wheeler	2	--	2	--	--	--	--	--
Cade Berg	1	1	--	1	--	--	--	--
Zander Dittbenner	1	1	1	--	--	--	--	--
Andrew Flaten	1	--	1	--	--	--	--	--
Maverick Harper	1	1	1	--	--	--	--	--
Thomas Jacobs	1	--	--	1	--	--	--	--
Sam Nolan	1	--	--	1	--	--	--	--
Jack St. Fleur	1	1	--	--	--	--	1	--
Blake Simonson	1	1	--	--	--	--	1	--

**TOTAL:** 83 (18 TD)

**Rushing:** 12 (4 TD)

**Passing:** 59 (10 TD)

**Kickoff Returns:** 6 (0 TD)

**Punt Returns:** 2 (1 TD)

**Interception Returns:** 4 (3 TD)

**Blocked Kick/Fumble Returns:** 0 (0 TD)

## 2025 - TRACKING THE TURNOVERS

Takeaways (14)	Qtr.	SJU Result
FUM - Minnesota-Morris (McMahon)	3rd	TD
INT - Minnesota-Morris (St. Fleur)	3rd	TD*
INT - Hamline (Hoyt)	2nd	TD
INT - Hamline (Rogalski)	3rd	Punt
INT - Hamline (Dumonceaux)	3rd	Punt
FUM - Augsburg (Ryks)	4th	Fumble
INT - Macalester (Poole)	3rd	TD*
FUM - Macalester (Wallace/Smith)	4th	TD
INT - Concordia (Rogalski)	2nd	FG
INT - Concordia (McMahon)	4th	TD
INT - Carleton (Peroutka)	2nd	TD
FUM - Carleton (Wahlin)	4th	TD
INT - Gustavus (Simonson)	1st	TD*
FUM - St. Scholastica (Dumonceaux)	1st	TD*
INT - St. Scholastica (Smith)	4th	TD

**TOTAL: 15 takeaways for 80 points (12-for-15 scoring)**

*\*the turnover was returned for a touchdown*

Turnovers (11)	Qtr.	Opp. Result
INT - Minnesota-Morris (Viemeister)	2nd	End Half
FUM - Minnesota-Morris (Young/Kaiser)	4th	Downs
FUM - Minnesota-Morris (Villalobos)	4th	Downs
FUM - Augsburg (Johnson/Oseth)	4th	Punt
INT - Bethel (Williams)	1st	FG
INT - Concordia (K. Mages)	2nd	INT
INT - Carleton (Ventura)	3rd	FG
FUM - Gustavus (King/Olson)	2nd	FG
FUM - Gustavus (Bartell/Hogan)	2nd	TD
FUM - St. Scholastica (Botts/Gustafson)	3rd	TD
FUM - St. Olaf (Vasquez/Bridges Jr.)	4th	TD

**TOTAL: 11 turnovers for 30 points (6-for-11 scoring)**

## 2025 – LONGEST PLAYS OF THE YEAR

**Rush:** 64, Maverick Harper vs. Macalester (Oct. 11)

**Pass Reception:** 62, Joey Gendreau vs. Macalester (Oct. 11)

**Kickoff Return:** 44, Westin Hoyt vs. St. Scholastica (Nov. 8)

**Punt Return:** 57, Carson Hegerle vs. Carleton (Oct. 25)

**Interception Return:** 45, Westin Hoyt at Hamline (Sept. 20)

**Blocked Kick/Fumble Return:** N/A

**Punt:** 57, Matt Hansen at Bethel (Oct. 4)

**Field Goal:** 47, Matt Hansen at Concordia (Oct. 18)

## 2025 SEASON GAME HIGHS

### SAINT JOHN'S

#### Individual

Rushes	14	Maverick Harper (Nov. 1 at Gustavus) Caden Wheeler (Oct. 4 at Bethel)
Yards Rushing	87	Caden Wheeler (Sept. 27 vs. Augsburg)
TD Rushes	2	7x, most recent Corey Bohmert (Nov. 15 vs. St. Olaf)
Long Rush	64	Maverick Harper (Oct. 11 vs. Macalester)
Pass Attempts	45	Trey Feeney (Oct. 18 at Concordia)
Pass Completions	34	Trey Feeney (Oct. 25 vs. Carleton)
Yards Passing	409	Trey Feeney (Oct. 25 vs. Carleton)
Long Pass	62	Zander Dittbenner (Oct. 11 vs. Macalester)
Receptions	12	Dylan Wheeler (Oct. 18 at Concordia)
Yards Receiving	166	Joey Gendreau (Sept. 27 vs. Augsburg)
TD Receptions	4	Joey Gendreau (Oct. 11 vs. Macalester)
Long Reception	62	Joey Gendreau (Oct. 11 vs. Macalester)
TD Receptions	4	Joey Gendreau (Oct. 11 vs. Macalester)
Field Goals	2	Matt Hansen (Oct. 18 at Concordia)
Long Field Goal	47	Matt Hansen (Oct. 18 at Concordia)
Punts	3	Matt Hansen (Nov. 1 at Gustavus) Matt Hansen (Oct. 18 at Concordia)
Punting Avg.	44.0	Matt Hansen (Oct. 4 at Bethel)
Long Punt	57	Matt Hansen (Oct. 4 at Bethel)
Punts I20	2	Matt Hansen (Oct. 4 at Bethel)
Long Punt Return	57	Carson Hegerle (Oct. 25 vs. Carleton)
Long Kickoff Return	44	Westin Hoyt (Nov. 8 vs. St. Scholastica)
Tackles	17	Aiden McMahon (Oct. 4 at Bethel)
Sacks	2.0	Zach Frank (Nov. 8 vs. St. Scholastica) Zach Frank (Oct. 25 vs. Carleton) Zach Frank (Sept. 27 vs. Augsburg)
Tackles for Loss	3.0	Zach Frank (Sept. 20 vs. Hamline)
Interceptions	1	10x, most recent Tyler Smith (Nov. 8 vs. St. Scholastica)

### SAINT JOHN'S

#### Team

Rushes	36	Sept. 20 (W, 59-0 at Hamline)
Yards Rushing	283	Nov. 15 (W, 63-21 vs. St. Olaf)
Yards Per Rush	10.9	Nov. 15 (W, 63-21 vs. St. Olaf)
TD Rushes	5	Sept. 27 (W, 63-0 vs. Augsburg)
Pass Attempts	45	Oct. 18 (W, 41-6 at Concordia)
Pass Completions	36	Oct. 25 (W, 49-10 vs. Carleton)
Yards Passing	480	Oct. 11 (W, 70-0 vs. Macalester)
Yards Per Pass	16.0	Oct. 11 (W, 70-0 vs. Macalester)
TD Passes	6	Nov. 15 (W, 63-21 vs. St. Olaf) Oct. 25 (W, 49-10 vs. Carleton) Oct. 11 (W, 70-0 vs. Macalester)
Total Plays	74	Sept. 20 (W, 59-0 at Hamline)
Total Offense	652	Nov. 15 (W, 63-21 vs. St. Olaf)
Yards Per Play	12.6	Oct. 11 (W, 70-0 vs. Macalester)
Points	70	Nov. 8 (W, 70-21 vs. St. Scholastica) Oct. 11 (W, 70-0 vs. Macalester)
Sacks By	5	Oct. 25 (W, 49-10 vs. Carleton)
First Downs	36	Sept. 27 (W, 63-0 vs. Augsburg)
Penalties	8	Oct. 25 (W, 49-10 vs. Carleton)
Penalty Yards	94	Nov. 1 (W, 31-13 at Gustavus)
Turnovers	3	Sept. 13 (W, 49-0 vs. Minn.-Morris)
Interceptions By	3	Sept. 20 (W, 59-0 at Hamline)
Punts	3	Nov. 1 (W, 31-13 at Gustavus) Oct. 18 (W, 41-6 at Concordia)
Punting Avg	44.0	Oct. 4 (L, 10-17 at Bethel)

Long Punt	57	Oct. 4 (L, 10-17 at Bethel)
Punts inside 20	2	Oct. 4 (L, 10-17 at Bethel)
Long Punt Return	57	Oct. 25 (W, 49-10 vs. Carleton)

### OPPONENT

#### Individual

Rushes	22	Landon Dillon (Nov. 15 vs. St. Olaf)
Yards Rushing	127	Taye Manns (Oct. 4 at Bethel)
TD Rushes	1	Magnus Hansen (Nov. 15 vs. St. Olaf) Taye Manns (Oct. 4 at Bethel)
Long Rush	39	Taye Manns (Oct. 4 at Bethel)
Pass attempts	37	Dylan Blount (Nov. 1 at Gustavus)
Pass completions	29	Jack Curtis (Oct. 25 vs. Carleton)
Yards Passing	194	Jack Curtis (Oct. 25 vs. Carleton)
TD Passes	3	Donald West (Nov. 8 vs. St. Scholastica)
Long Pass	47	Cooper Drews (Oct. 4 at Bethel)
Receptions	9	Jack Curtis (Oct. 25 vs. Carleton)
Yards Receiving	92	Albert Rundell (Oct. 4 at Bethel)
TD Receptions	2	Jackson Kauch (Nov. 15 vs. St. Olaf)
Long Reception	47	Albert Rundell (Oct. 4 at Bethel)
Field Goals	2	Owen Forsythe (Nov. 1 at Gustavus)
Long Field Goal	38	Marcus Merkelbach (Oct. 25 vs. Carleton)
Punts	8	Jacob Andrews (Nov. 8 vs. St. Scholastica) Andre Wetherill (Oct. 11 vs. Macalester)
Punting Avg.	44.2	Marcus Merkelbach (Oct. 25 vs. Carleton)
Long Punt	69	Soren Floden (Nov. 15 vs. St. Olaf)
Punts I20	3	Marcus Merkelbach (Oct. 25 vs. Carleton)
Long Punt Return	25	Eric Cockhill (Oct. 18 at Concordia)
Long Kickoff Return	60	Eric Cockhill (Oct. 18 at Concordia)
Tackles	11	5x, most recent Ciaran Lee (Nov. 15 vs. St. Olaf)
Sacks	1.0	5x, most recent Max Olson (Nov. 1 at Gustavus)
Tackles For Loss	1.5	Gregory Ohman (Sept. 13 vs. Minn.-Morris)
Interceptions	1	Zach Ventura (Oct. 25 vs. Carleton) Kyle Mages (Oct. 18 at Concordia) Devin Williams (Oct. 4 at Bethel) Jack Viemeister (Sept. 13 vs. Minn.-Morris)

### OPPONENT

#### Team

Rushes	46	Oct. 4 (L, 10-17 at Bethel)
Yards Rushing	182	Oct. 4 (L, 10-17 at Bethel)
Yards Per Rush	4.0	Oct. 4 (L, 10-17 at Bethel)
TD Rushes	1	Nov. 15 (W, 63-21 vs. St. Olaf) Oct. 4 (L, 10-17 at Bethel)
Pass attempts	43	Nov. 1 (W, 39-13 at Gustavus)
Pass completions	29	Oct. 25 (W, 49-10 vs. Carleton)
Yards Passing	194	Oct. 25 (W, 49-10 vs. Carleton)
Yards Per Pass	7.9	Oct. 4 (L, 10-17 at Bethel)
TD Passes	3	Nov. 8 (W, 70-21 vs. St. Scholastica)
Total Plays	68	Oct. 4 (L, 10-17 at Bethel)
Total Offense	356	Oct. 4 (L, 10-17 at Bethel)
Yards Per Play	5.2	Oct. 4 (L, 10-17 at Bethel)
Points	21	Nov. 15 (W, 63-21 vs. St. Olaf) Nov. 8 (W, 70-21 vs. St. Scholastica)
Sacks By	2	Nov. 1 (W, 31-13 at Gustavus)
First Downs	24	Oct. 4 (L, 10-17 at Bethel)
Penalties	13	Sept. 27 (W, 63-0 vs. Augsburg)
Penalty Yards	85	Sept. 27 (W, 63-0 vs. Augsburg)
Turnovers	3	Sept. 20 (W, 59-0 at Hamline)
Interceptions By	1	4x, most recent Oct. 25 (W, 49-10 vs. Carleton)
Punts	9	Sept. 20 (W, 59-0 at Hamline)
Punting Avg	44.2	Oct. 25 (W, 49-10 vs. Carleton)
Long Punt	69	Nov. 15 (W, 63-21 vs. St. Olaf)
Punts inside 20	3	Oct. 25 (W, 49-10 vs. Carleton)
Long Punt Return	25	Oct. 18 (W, 41-6 at Concordia)



## SAINT JOHN'S FOOTBALL MILESTONE WINS - THE ROAD TO 700

### FIRST VICTORY - OCT. 5, 1901 vs. ST. CLOUD HIGH SCHOOL (11-6)

Saint John's won its first game in program history against nearby St. Cloud high school on Oct. 5 in Collegeville. St. Cloud was reported to be larger in size, but John O'Leary's Johnnies prevailed with speed and the run game. The score was tied 6-6 at the half after a Houska 1-yard run, but SJU added another touchdown in the second half on a 10-yard run from Kilty. Quarterback/kicker Malloy added an extra point on the first touchdown but missed his second PAT. Hughes broke up a number of SCHS passes in the win. SJU won the rest of its games in the 1901 season, including the first Johnnie-Tommie victory on Nov. 28, 1901 (W, 16-6).



### 100th VICTORY - SEPT. 10, 1949 vs. BEMIDJI STATE (20-7)

Saint John's unleashed the run game with 170 second half yards on the ground to claim a 20-7 win over Bemidji before 1,000 spectators at Selke Field in St. Cloud in the teams' Polio Epidemic Emergency Drive game. Bemidji scored first on a 64-yard drive down the field that was capped with a 3-yard scamper into the end zone by halfback Jack Buckley. That was the Beavers' last score of the game, as Joe Benda's Johnnies scored a touchdown in each of the next three quarters for the 20-7 final. Joe Cascalenda scored SJU's first touchdown three minutes before halftime on a 7-yard run. He gave Saint John's the lead in the third quarter on a pitch from quarterback Terry O'Hara, while fullback Chuck Miller capped the game with a 69-yard touchdown run. Tackle Bill Schwob recovered two Bemidji fumbles and Dick Wasko sealed the game with an interception.

### 200th VICTORY - DEC. 11, 1965 vs. LINFIELD (33-0)

Saint John's defeated Linfield in the NAIA Championship Bowl in Augusta, Ga. for the team's second national title on Dec. 11, 1965. Fullback Stan Suchta scored three touchdowns to cap a perfect season for the Johnnies. He scored twice in the second quarter on runs of two and four yards and tallied another touchdown on a five-yard run in the final quarter. SJU quarterbacks Terry Hartman and Tom Gillham accounted for the other two Johnnie scores. Hartman ran in a 1-yard touchdown while Gillham threw a 52-yard pass to tight end Joe Mucha in the fourth quarter. SJU held Linfield to only 28 yards rushing compared to the Johnnies' 307. The defense intercepted four passes, while Hartman and Gillham passed for a total of 142 on five completions.




### 300th VICTORY - OCT. 3, 1981 at HAMLINE (31-19)

An undefeated SJU allowed 296 yards of offense to the 1-2 Pipers, but fullback Ricky Bell rushed for 121 yards on 31 carries to lead SJU to its third win of the season. Bell scored on a 6-yard run and caught a 15-yard pass from quarterback Dennis Schleper in the second quarter. Schleper finished 7-for-11 with 87 yards on a run-heavy day in St. Paul. SJU rushed for 138 yards and scored on their first three possessions for a 24-7 lead at halftime. Now-head coach Gary Fasching recovered a fumble and Schleper ran in a fourth quarter touchdown to offset two from Hamline in the second half in the 31-19 victory.

### 400th VICTORY - NOV. 27, 1993 at WISCONSIN-LA CROSSE (47-25)

A second quarter barrage helped SJU bury UW-La Crosse 47-25 at a frigid Veterans Memorial Stadium on Saturday, Nov. 27, 1993 in the second round of the NCAA Division III playoffs. The Johnnies scored 26 unanswered points before halftime, as Matt Malberg (*right*) and Ryan Murray both scored two consecutive touchdowns. Three of those TDs came on passes from Willie Seiler, who finished with 332 yards through the air. The reigning national champion Eagles held an early 19-7 lead thanks to two touchdowns scored off SJU turnovers, but UWL fumbled the ball at their own 11 to setup a two-play drive and a 12-yard pass from Seiler to Malmberg. Before halftime, Murray ended up in the end zone with catches of 47- and 27-yards for a 33-19 SJU lead. La Crosse scored to open the third quarter, but Seiler responded with a shovel pass to Chris Palmer that turned into a 59-yard score. Seiler added one more touchdown pass to Brian O'Kane for the 47-25 final.



### 500th VICTORY - OCT. 18, 2003 vs. AUGSBURG (63-9)

Second-ranked Saint John's became the 15th team in NCAA Division III history to reach 500 wins with a 63-9 victory over Augsburg at Clemens Stadium in 2003. The Johnnies built a 35-3 halftime lead behind three first-half touchdown passes from Ryan Keating - one a 68-yard toss to Blake Elliott (*left*) - and rushing scores from Josh Nelson and Jake Theis. Augsburg's lone touchdown came early in the third quarter before SJU answered with four more scores, including Theis' second rushing TD, Elliott's second touchdown reception, and a 29-yard interception return by Paul Gans. SJU outgained Augsburg 426-260, passing for 333 yards and forcing seven turnovers. The Johnnies scored seven touchdowns over an eight-possession stretch spanning the first three quarters.

### 600th VICTORY - NOV. 22, 2014 vs. ST. SCHOLASTICA (35-7)

No. 13 Saint John's set a school record with eight interceptions in a 35-7 win over St. Scholastica in the first round of the NCAA Division III playoffs at Clemens Stadium in 2014. Sam Sura (*right*) rushed for 147 yards and three touchdowns, including two in the second quarter for a 14-0 halftime lead. SJU extended the margin to 35-0 in the third quarter on touchdown passes to Zack Sundly and Rob Voshell and Sura's third score. The Johnnies intercepted the Saints on their first four drives of the second half before CSS broke through with a late 33-yard touchdown run. Carter Hanson led SJU with 13 tackles, while Andrew Norri and Trevor Warner each recorded two of the team's eight interceptions. SJU outgained St. Scholastica 313-282, limiting the Saints to 136 rushing yards through four quarters.



### 700th VICTORY - NOV. 8, 2025 vs. ST. SCHOLASTICA (31-13)

Saint John's quarterback Trey Feeney threw for 294 yards and five touchdowns before exiting the game at halftime as the Johnnies rolled past St. Scholastica 70-21 at a chilly and overcast Clemens Stadium. The Johnnies scored touchdowns on all six of their first-half possessions, and got another when Nolan Dumonceaux scooped up a muffed punt late in the first quarter and returned it 10 yards for a touchdown (*left*). The scoring started on an 8-yard run by Maverick Harper - one of two rushing touchdowns for the Centennial High School graduate on the afternoon. Then Feeney connected with Dylan Wheeler on a 14-yard touchdown pass and - after Dumonceaux's touchdown - linked up with tight end Joey Gendreau for a touchdown of 10 yards. From there, it was Riley Schwellenbach who was Feeney's favorite target - scoring on touchdown catches of 3, 13 and 12 yards in the second quarter to put SJU on top 49-0 at halftime. The St. Scholastica offense found some rhythm in the second half, scoring three touchdowns to finish with 21 points - the most SJU has surrendered all season. But the Johnnies - who added second-half scores on touchdown runs by Harper and Mason Delzer and Logan Eisele - already had things sewn up well before then.





# BLAKE ELLIOTT '03

## 2025 COLLEGE FOOTBALL HALL OF FAME CLASS

**Blake Elliott '03**, the standout wide receiver who led Saint John's University to the 2003 NCAA Division III title and ended his career ranked among the receiving leaders in all divisions of college football, was named to the 2025 College Football Hall of Fame Class on Wednesday, Jan. 15.


A 2019 inductee into the SJU J-Club's Hall of Honor, Elliott joins his head coach, SJU's legendary **John Gagliardi**, a member of the College Football Hall of Fame's 2006 class, college football's all-time wins leader and the namesake of the Gagliardi Trophy, presented annually to the top player in Division III.



Elliott is the first College Football Hall of Fame inductee from the Division III level since John Carroll linebacker London Fletcher – a 16-year veteran of the NFL – earned the honor in 2019.

The 18 first-team All-Americans and four standout coaches who make up the 2025 Class were selected from the national ballot of 77 players and nine coaches from the Football Bowl Subdivision and 101 players and 34 coaches from the divisional ranks.

They will be officially inducted during the 67th NFF Annual Awards Dinner Presented by Las Vegas on Dec. 9, 2025, at Bellagio Hotel & Casino in Las Vegas.



The inductees will also be recognized at their respective collegiate institutions with NFF Hall of Fame On-Campus Salutes, presented by Fidelity Investments, during the fall. Their accomplishments will be forever immortalized at the Chick-fil-A College Football Hall of Fame in Atlanta. Each inductee will receive a custom ring created by Jostens, the official and exclusive supplier of NFF rings.

In addition to Elliott, the 2025 class includes Montee Ball (Wisconsin); Gregg Carr (Auburn); Greg Eslinger (Minnesota); Terry Hanratty (Notre Dame); Graham Harrell (Texas Tech); John Henderson (Tennessee); Michael Huff (Texas); Jim Kleinsasser (North Dakota); Alex Mack (California); Terrence Metcalf (Mississippi); Haloti Ngata (Oregon); Steve Slaton (West Virginia); Darrin Smith (Miami, Fla.); Michael Strahan (Texas Southern); Dennis Thurman (Southern California); Michael Vick (Virginia Tech); Ryan Yarbrough (Wyoming); and coaches Larry Blakeney (Troy); Larry Korver (Northwestern, Iowa); Urban Meyer (Bowling Green, Utah, Florida, Ohio State); and Nick Saban (Toledo, Michigan State, Louisiana State, Alabama).

### ELLIOTT'S CAREER STATISTICS

RECEIVING	G	REC	YDS	TD	LG	REC/G	AVG/C	AVG/G
2000	15	60	967	14	67	4.0	16.1	64.5
2001	13	72	1,056	14	46	5.5	14.7	81.2
2002	14	120	1,484	22	70	8.6	12.4	106.2
2003	14	115	1,319	13	68	8.4	11.3	94.2
<b>TOTALS</b>	<b>56</b>	<b>369</b>	<b>4,826</b>	<b>63</b>	<b>70</b>	<b>6.6</b>	<b>13.1</b>	<b>86.2</b>

PUNT RETURNS	G	NO.	YDS	TD	LG	AVG/R	AVG/G
<b>TOTAL</b>	<b>56</b>	<b>122</b>	<b>1,459</b>	<b>6</b>	<b>89</b>	<b>12.0</b>	<b>26.1</b>

KICK RETURNS	G	NO.	YDS	TD	LG	AVG/R	AVG/G
<b>TOTAL</b>	<b>56</b>	<b>73</b>	<b>1,606</b>	<b>1</b>	<b>90</b>	<b>22.0</b>	<b>28.7</b>

ALL PURPOSE	G	RUSH	REC	PR	KR	TOTAL	AVG/G
<b>TOTAL</b>	<b>56</b>	<b>744</b>	<b>4,826</b>	<b>1,459</b>	<b>1,606</b>	<b>8,635</b>	<b>154.2</b>

SCORING	G	TD	RUSH	PASS	RET	2PAT	TOTAL
<b>TOTAL</b>	<b>56</b>	<b>78</b>	<b>8</b>	<b>63</b>	<b>7</b>	<b>2</b>	<b>472</b>

### ALL-TIME CAREER RANKINGS AT GRADUATION

*\*Prior to the 2002 season, the NCAA did not recognize playoff game stats in season or career totals*

RECORD	MIAC	DIVISION III	ALL DIVISIONS
Receptions (327)	1st	2nd	2nd
TD Receptions (56)	1st	2nd	3rd
Receiving Yards (4,200)	1st	4th	18th
All-Purpose Yards (7,605)	1st	5th	14th
Points Scored (424)	1st	8th	t22nd







Offensive tackle **Ben Barch** '20 became the 10th Johnnie to be drafted in the NFL when he was selected by the Jacksonville Jaguars with the 10th pick of the fourth round (No. 116 overall) in the 2020 NFL Draft. He appeared in 13 games for the Jaguars, including one start at left guard, and totaled 219 offensive snaps (47 on special teams) in 2020. Barch followed that with 11 starts at right guard and 704 offensive snaps (43 on special teams) in 2021. In 2022, Barch started the Jaguars' first five games at left guard, totaling 293 offensive plays and 19 on special teams, before he suffered a season-ending knee injury. He opened training camp in 2023 on the PUP (physically unable to perform) list and started at left guard in the Jaguars' first three games. Jacksonville released Barch on Oct. 31, moved to the Jaguars' practice squad three days later and signed with the San Francisco 49ers on Nov. 21, for their Super Bowl run. He totaled 241 snaps on the offensive line and 77 on special teams, including five in the Super Bowl, in 2023.

Barch was named the starter at left guard for the 2025 season after signing a one-year contract in February. He was the highest-rated lineman in the 49ers week one game at Seattle on Sept. 7 (right) but was ruled out after starting game two vs. New Orleans on Sept. 14 with a high-ankle sprain. He was placed on the IR on Sept. 17. He returned to practice on Oct. 29 but remained out for Sunday's (Nov. 2) game. He was activated from IR on Nov. 8 and has played every game since.



Barch was the lone NCAA Division III attendee at the 2020 Reese's Senior Bowl in Mobile, Ala. Although he did not play in the game, Barch received rave reviews during the three days of practices leading up to the event. He attended the 2020 NFL Scouting Combine that February, but did not participate in the drills or measurements due to the injury suffered during the final Senior Bowl practice. A D3football.com first-team and Associated Press second-team All-American in 2019, Barch started all 14 games at left tackle in 2019. He made 27 straight starts at tackle after he switched from tight end during the 2018 preseason. Through a combination of hard work in the weight room and repeated consumption of a now-famous (or infamous) protein shake recipe (ingredients included scrambled eggs, cottage cheese, quick grits, peanut butter, bananas and Gatorade), Barch gained over 50 pounds and started on the line's left side immediately.

## BARTCH'S NFL STATISTICS

Season	Team	Games	Starts	Offense	Special Teams
2020	Jacksonville Jaguars	13	1	220	48
2021	Jacksonville Jaguars	15	11	707	40
2022	Jacksonville Jaguars	5	5	293	19
2023	Jacksonville Jaguars	8	3	213	37
	San Francisco 49ers	5	0	28	23
2024	San Francisco 49ers	3	2	65	5
2025	San Francisco 49ers	5	2	179	20
<b>TOTAL</b>		<b>54</b>	<b>24</b>	<b>1,705</b>	<b>192</b>
				<b>Snaps</b>	<b>Snaps</b>

## SJU IN THE NFL DRAFT

Offensive lineman **Ben Barch** '20 became the 10th Johnnie to be drafted into the National Football League in April 2020. He spent three-and-a-half seasons with the Jacksonville Jaguars before joining the San Francisco 49ers on Nov. 21, 2023, for their Super Bowl run.

- 1949 - End Red Maenhout, New York Bulldogs (12th round-No. 113)
- 1955 - Tackle Dick Coy, Chicago Cardinals (19th round-No. 218)
- 1957 - Guard Chuck Froehle, Baltimore Colts (19th round-No. 222)
- 1963 - Offensive tackle Tom McIntyre, Minnesota Vikings (18th round-No. 240)
- 1964 - Offensive tackle John McDowell, Green Bay Packers (9th round-No. 125)
- 1965 - Defensive tackle Paul Labinski, Minnesota Vikings (16th round-No. 219)
- 1967 - Guard Fred Cremer, Minnesota Vikings (12th round-No. 296)
- 1972 - Defensive end Steve Setzler, San Francisco 49ers (12th round-No. 304)
- 1974 - Defensive tackle Kurt Wachtler, Minnesota Vikings (15th round-No. 389)
- 2020 - Offensive tackle Ben Barch, Jacksonville Jaguars (4th round-No. 116)



**2016**

6-6, 230

Freshman - Tight End



**2017**

6-6, 250

Sophomore - Tight End



**2018**

6-6, 275


Junior - Offensive Line



**2019**

6-6, 305

Senior - Offensive Line



**2020**

6-6, 317

First season - Offensive Line



**2023**

6-6, 315

Fourth season - Offensive Line



**2025**

6-6, 315

Sixth season - Offensive Line





## QUICK FACTS

### CLEMENS STADIUM

Surface	SprinTurf (Artificial Grass)
Capacity	8,500
Opening Date	Saint John's Field (1908) Clemens Stadium (1997)
Last Turf Renovation	2022, 2012 Installed in 2002
All-Time Record	362-97-13 (.785)

#### Largest Crowds

Date	Opponent	Att.	Result
Sept. 26, 2015	St. Thomas	17,327	L, 14-35
Oct. 13, 2018	St. Thomas	16,922	W, 40-20
Sept. 24, 2016	St. Thomas	16,514	L, 21-33
Oct. 2, 2010	St. Thomas	16,421	L, 26-27 (OT)
Sept. 15, 2012	St. Thomas	14,286	L, 21-43
Oct. 22, 2022	Gustavus	13,161	W, 41-27
Nov. 8, 2003	Bethel	13,107	W, 29-26
Oct. 17, 2009	St. Thomas	12,903	W, 20-17 (OT)
Sept. 3, 2022	UW-Whitewater	12,462	W, 24-10
Oct. 6, 2007	St. Olaf	12,339	W, 30-29



## HISTORY

From the start, those in charge of developing the space now known as Clemens Stadium had something majestic in mind. So they set about turning a former cranberry bog into a natural bowl stadium that has been the home of Saint John's University football for 116 years.

Ringed by the gorgeous fall colors of the surrounding Central Minnesota woods, the field has long become a destination spot, a status only solidified when Sports Illustrated named it one of college football's top 10 "Dream Destinations" in 1999.

The facility itself has expanded often over the years. Concrete seating was added in 1933 and expanded in 1957. The familiar stone entrance behind the south end zone was built in 1939 and the first press box and concession stand were erected four years later. In 1997, local philanthropist Bill Clemens – the man for whom the stadium is named -- provided a million-dollar donation that allowed for construction of a new grandstand, an expanded press box, larger concession stands and restrooms and a new entrance. Another donation by Clemens, who attended SJU from 1938-40, made possible the installation of an artificial playing surface in 2002.

A third tier to the press box was added in 2009 and lights were installed in 2012.



Meanwhile, large crowds have been commonplace. SJU has finished among the national leaders in per-game attendance in NCAA Division III in each of the last 20 seasons – including crowds of 10,000 or more 23 times since 2001.

That included a facility-record 17,327 for a matchup against St. Thomas on Sept. 26, 2015 – a day in which ESPN's "Sports Center On the Road" program was broadcast live from the stadium, and a crowd of 13,107 on hand to see legendary former coach **John Gagliardi**


become the winningest coach in college football history when SJU beat Bethel 29-26 on Nov. 8, 2003.

## HAPPY AT HOME

The Johnnie football program is 374-102-13 (.778) all-time at Saint John's Field/Clemens Stadium (est. 1997), including a 27-8 record (.771) in the NCAA Division III Playoffs. In its last 227 games dating back to the 1987 season, SJU has a record of 198-29 (.872) in Collegeville.



SJU SCORIGAMI – EVERY SCORE IN SAINT JOHN'S FOOTBALL HISTORY



WHAT IS SCORIGAMI?

Scorigami was developed by sportswriter and analyst Jon Bois in 2016 as a way of tracking the probability of football results in the NFL. Since 2016, Bois has developed a database of every NFL score into a grid to indicate what scores have happened and how frequently. The original concept has since been adopted by other teams and institutions, most recently by Ken Landis, assistant athletic director for strategic communications, and his team at the University of Central Florida. The chart above displays every Saint John's University (Minn.) football score since 1900.

HOW TO READ THIS CHART

The horizontal axis features the winning team's score, while the losing score is reported vertically. Boxes marked in green indicate a score has happened before, with the number detailing how many times that result has occurred. The grayed out portion of the chart represents scores that can never occur. Boxes that are white have not yet happened. There are a total of 982 scores reported in the above chart. It does not include canceled or forfeited games.

MOST COMMON SCORES

Score	Times	Last Occurrence	SJU Record
6-0	17	Nov. 6, 1971 at Macalester	9-8
7-0	12	Sept. 29, 1985 vs. St. Thomas	6-6
20-0	12	Nov. 3, 1990 vs. Bethel	9-3
21-0	11	Nov. 7, 2015 at Bethel	7-4
49-0	10	Sept. 13, 2025 vs. Minnesota-Morris	10-0
13-0	10	Sept. 21, 1968 at Gustavus Adolphus	8-2
19-0	10	Oct. 12, 2019 vs. Bethel	7-3
34-0	10	Oct. 26, 2024 vs. Gustavus Adolphus	8-2
14-0	9	Oct. 9, 1982 vs. Gustavus Adolphus	6-3

469 UNIQUE SCORES

Since 1900, Saint John's football has played to 469 unique scores in a total of 984 games. SJU's last scorigami (unique score that had never happend before) was a 63-21 win over St. Olaf at Clemens Stadium on Nov. 15, 2025.

Last 10 Unique Scores				
Date	Score	Opponent	Location	Result
Nov. 15, 2025	63-21	St. Olaf	Collegeville	W
Nov. 8, 2025	70-21	St. Scholastica	Collegeville	W
Sept. 27, 2025	63-0	Augsburg	Collegeville	W
Dec. 7, 2024*	41-38	Susquehanna (Pa.)	Collegeville	L
Nov. 16, 2024^	41-33	Bethel	Collegeville	W
Oct. 12, 2024	38-31	Concordia	Moorhead	W
Sept. 28, 2024	45-20	Bethel	Arden Hills	W
Nov. 11, 2023	48-21	Concordia	Moorhead	W
Oct. 7, 2023	42-23	Concordia	Collegeville	W
Sept. 9, 2023	56-28	Wisconsin-Whitewater	Whitewater, Wis.	L

^MIAC Championship \*NCAA Third Round

28-21 IN OVERTIME

Saint John's has played to four scores of 28-21, with three of them decided in overtime. The most recent was a win on Sept. 17, 2011 at Concordia.

Date	Opponent	Location	Result
Nov. 25, 2000#	Pacific Lutheran (Wash.)	Puyallup, Wash.	W, OT
Sept. 2, 2002	Wisconsin-Eau Claire	Eau Claire, Wis.	L, OT
Nov. 8, 2008	Augsburg	Collegeville, Minn.	W
Sept. 17, 2011	Concordia	Moorhead, Minn.	W, OT

# NCAA Second Round

21-18 IN THE PLAYOFFS

The most common postseason score is 21-18, having occured three times with the last on Dec. 1, 2018 at Mary Hardin Baylor (Texas) in the NCAA Quarterfinals.

Date	Opponent	Location	Result
Nov. 23, 1996#	Simpson (Iowa)	Metrodome	W
Dec. 2, 2000^	Central (Iowa)	Pella, Iowa	W
Dec. 1, 2018^	Mary Hardin-Baylor (Texas)	Belton, Texas	L

# NCAA First Round ^ NCAA Quarterfinals

SHUTOUTS

There have been 267 shutouts in SJU football history. The Johnnies have won 191 of those shutouts with an all-time record of 191-70-6 (.726).

Last 10 Shutouts				
Date	Opponent	Location	Score	Coach
Oct. 11, 2025	vs. Macalester	Collegeville, Minn.	W, 70-0	Gary Fasching
Sept. 27, 2025	vs. Augsburg	Collegeville, Minn.	W, 63-0	Gary Fasching
Sept. 20, 2025	at Hamline	St. Paul, Minn.	W, 59-0	Gary Fasching
Sept. 13, 2025	vs. Minnesota-Morris	Collegeville, Minn.	W, 49-0	Gary Fasching
Nov. 2, 2024	at St. Scholastica	Duluth, Minn.	W, 70-0	Gary Fasching
Oct. 26, 2024	Gustavus Adolphus	Collegeville, Minn.	W, 34-0	Gary Fasching
Sept. 7, 2024	Carthage, Wis.	Collegeville, Minn.	W, 49-0	Gary Fasching
Nov. 19, 2022	Northwestern*	Collegeville, Minn.	W, 49-0	Gary Fasching
Oct. 8, 2022	at Augsburg	Minneapolis, Minn.	W, 45-0	Gary Fasching
Oct. 30, 2021	St. Scholastica	Collegeville, Minn.	W, 81-0	Gary Fasching

\*denotes an NCAA Division III playoff game

SCORE BREAKDOWN

**Most Common Score:** 6-0 (Last Occurrence: Nov. 6, 1971 at Macalester)

**Most Common Winning Score:** 21 (Last Occurrence: Dec. 1, 2018 at Mary Hardin-Baylor, Texas)

**Most Common Losing Score:** 0 (Last Occurrence: Oct. 11, 2025 vs. Macalester)

**Highest Winning Score:** 98 (Last Occurrence: Sept. 2, 2017 vs. St. Scholastica)

**Highest Losing Score:** 47 (Last Occurrence: Nov. 23, 2019 vs. Aurora)

**At Home:** 234 unique scores (Most Recent: Nov. 15, 2025 vs. St. Olaf)

**On the Road:** 214 unique scores (Most Recent: Nov. 2, 2024 at St. Scholastica)

**On Homecoming:** 87 unique scores (74-20-2 record in 96 games)



# CHAMPIONSHIP HISTORY

37

22

21

18

7

6

SJU



BU




## MIAC CHAMPIONSHIPS

Despite missing the first season of MIAC football in 1920, Saint John's leads all member schools with 37 conference championships, won or shared, in 102 MIAC seasons. That's more than one title every three seasons, over 10 decades.



## NATIONAL CHAMPIONSHIPS: 1963, 1965, 1976, 2003





# A WINNING TRADITION











## WINNINGEST PROGRAM IN NCAA DIVISION III HISTORY

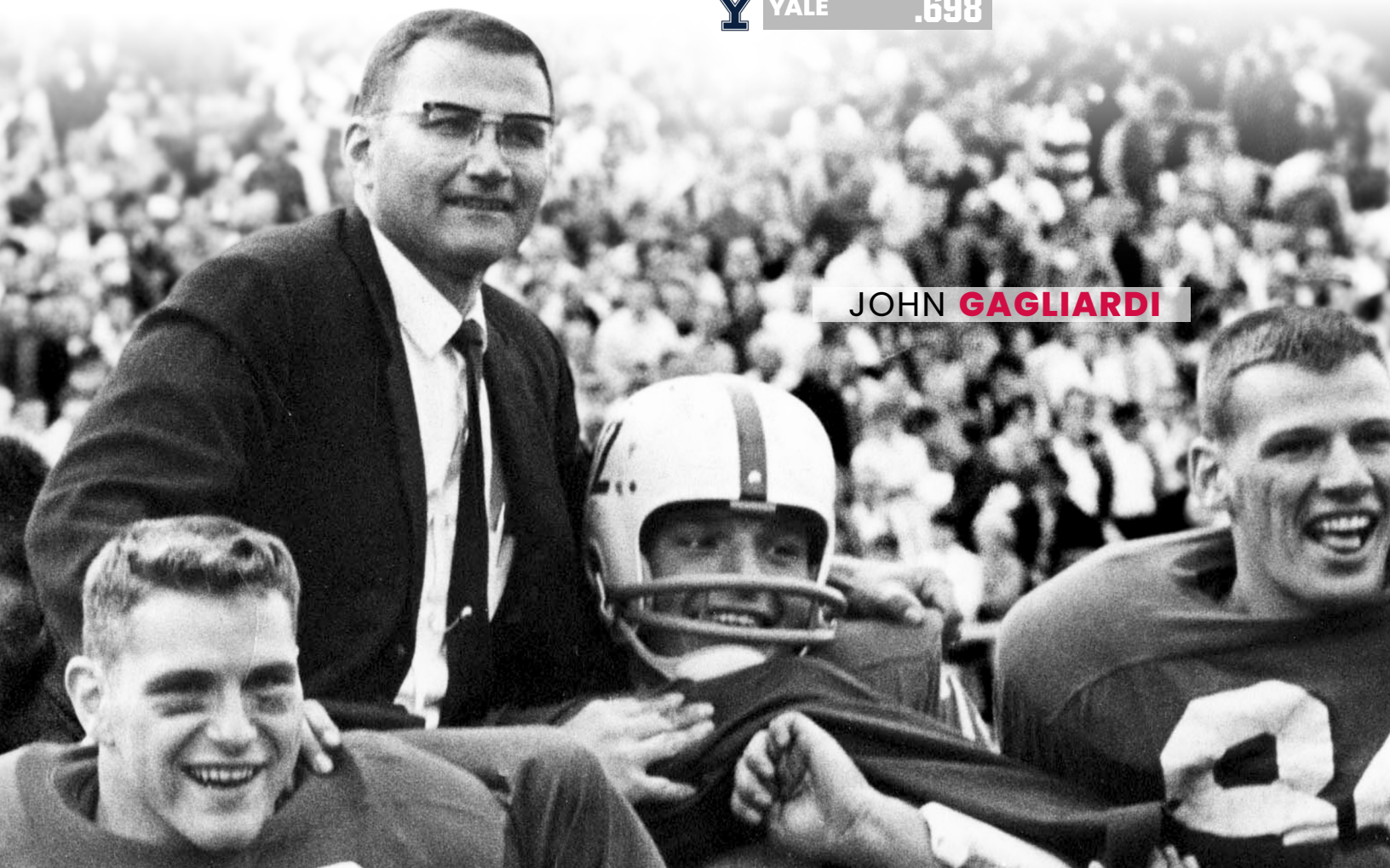
Saint John's entered the 2025 season with a .723 winning percentage, which leads all NCAA Division III institutions. The mark is tied with Oklahoma for fifth in all of college football, behind household names like Ohio State (.736), Michigan (.733), Alabama (.733) and Notre Dame (.732). That's good company.

*\*Entering the 2025 season*



JOE **BENDA**

	OHIO STATE	.736
	MICHIGAN	.733
	ALABAMA	.733
	NOTRE DAME	.732
	SAINT JOHN'S	.723
	OKLAHOMA	.723
	LINFIELD	.705
	TEXAS	.705
	WHITEWATER	.703
	YALE	.698



JOHN **GAGLIARDI**



# A LEGACY OF EXCELLENCE

BLAKE ELLIOTT



Since **Edward Callanan** was named an All-American in 1938, Saint John's football has had 153 more selections, beginning a tradition of All-American excellence on the field. Guard **Chuck Froehle** was the first-repeat and first three-time selection in program history (1954, 1955 and 1956). He is one of 29 players to earn more than one All-America award. SJU has had more than one All-American in 40 seasons and 24 seasons with three selections or more.



CAM McCAMBRIDGE



AARON SYVERSON



RAVI ALSTON



BOBBY FISCHER



ALEX LARSON

## LEADING THE MIAC IN ALL-AMERICANS


SJU's 154 All-America selections are the most by any MIAC school by nearly four times over. All other current MIAC institutions have had a combined 179 All-Americans. Four schools – Carleton, Concordia, Gustavus Adolphus and Hamline – earned over half of their All-America awards before the 2000 season.

Eleven Johnnies have earned 14 All-America honors since 2021, including five in the 2024 season. Three All-Americans (defensive lineman **Zach Frank**, tight end **Joey Gendreau** and wide receiver **Dylan Wheeler**) return for their senior season in 2025. No other team in the conference returned a 2024 All-American.

Five of the current coaches on the SJU staff were named All-Americans during their tenure as Saint John's players: **Brandon Novak**, **Damien Dumonceaux**, **Josh Bungum**, **Ben Eli** and **Max Jackson**. Novak (1998 and 1999) and Jackson (2017 and 2018) were both multi-year selections in their careers, and were also multi-sport athletes (wrestling and baseball).

SJU

154





## SINCE 2000

SJU

70

BU

32



15



13



9



6



5

Saint John's football has had a total of 70 All-Americans since 2000 - nearly more than every other MIAC school combined. Of those 70 All-Americans, 14 earned more than one selection to an All-America team, while five were three-time honorees: **Blake Elliott** '03 (2001, 2002, 2003), **Dan Greenheck** '20 (2017, 2018, 2019), **Jeremy Hood** '04 (2001, 2002, 2003), **Alex Larson** '23 (2021, 2022, 2023) and **Cam McCambridge** '03 (2001, 2002, 2003). SJU has had an All-American in 22 of the last 25 years, missing just two competitive seasons: 2013 and 2008 (not including the cancelled 2020 season). More than one Johnnie has been named an All-American in 19 of those 22 seasons, with a program-record seven selections in 2019.



SAM SURA



JEREMY HOOD

70 ALL-AMERICANS SINCE 2000

30 MULTI-TIME ALL-AMERICANS

10 YEAR STREAK OF ALL-AMERICANS

## 70 ALL-AMERICANS IN 25 YEARS



MAX JACKSON

PLAYER	POSITION	YEAR	PLAYER	POSITION	YEAR
Nate Kirschner	Tight End	2000	Josh Bungum	Returner	2015
Beau LaBore	Linebacker	2000	Carter Hanson	Linebacker	2015
Tom Linnemann	Quarterback	2000	Sam Sura	Running Back	2015
Chris Moore	Running Back	2000	Peyton Thiry	Defensive Line	2015
Chris Salvato	Offensive Line	2000	Ben Eli	Offensive Line	2016
Alex Wesley	Defensive Line	2000	Carter Hanson	Linebacker	2016
Ryan Danielson	Defensive End	2001	Dan Greenheck	Offensive Line	2017
Blake Elliott	Wide Receiver	2001	Max Jackson	Defensive Back	2017
Jeremy Hood	Defensive End	2001	Tommy Auger	Tight End	2018
Cam McCambridge	Linebacker	2001	Nathan Brinker	Defensive Line	2018
Blake Elliott	Wide Receiver	2002	Jackson Erdmann	Quarterback	2018
Jeremy Hood	Defensive End	2002	Will Gillach	Wide Receiver	2018
Dan Kosel	Offensive Line	2002	Dan Greenheck	Offensive Line	2018
Cam McCambridge	Linebacker	2002	Max Jackson	Defensive Back	2018
Jason Pflipsen	Defensive Back	2002	Ravi Alston	Wide Receiver	2019
Justin Cass	Offensive Line	2003	Ben Barch	Offensive Line	2019
Blake Elliott	Wide Receiver	2003	Jackson Erdmann	Quarterback	2019
Jeremy Hood	Defensive End	2003	Dan Greenheck	Offensive Line	2019
Cam McCambridge	Linebacker	2003	Chris Harris	Defensive Back	2019
Ryan Weinandt	Defensive Line	2003	Danny Pietruszewski	Linebacker	2019
Jason Good	Defensive Line	2004	J.W. Windsor	Defensive Line	2019
Damien Dumonceaux	Defensive Line	2005	Ravi Alston	Wide Receiver	2021
Matt Nelson	Offensive Line	2005	Alex Larson	Tight End	2021
Nick Gunderson	Defensive Line	2006	Nick Neumann	Offensive Line	2021
Kevin McNamara	Defensive Line	2006	Michael Wozniak	Defensive Line	2021
Nick Gunderson	Defensive Line	2007	Metorah Faoliu	Defensive Line	2022
Andrew Salvato	Offensive Line	2007	Alex Larson	Tight End	2022
Kyle Schroeder	Defensive Line	2009	Michael Wozniak	Defensive Line	2022
Ryan Wimmer	Linebacker	2009	Joe Jaeger	Offensive Line	2023
Kyle Schroeder	Defensive Line	2010	Alex Larson	Tight End	2023
Bobby Fischer	Defensive Back	2011	Zach Frank	Offensive Line	2024
Bobby Fischer	Defensive Back	2012	Joey Gendreau	Tight End	2024
Jimmie Mattson	Kicker	2012	Nick McKenzie	Offensive Line	2024
Ross Carlson	Offensive Line	2014	Aaron Syverson	Quarterback	2024
Sam Sura	Running Back	2014	Dylan Wheeler	Wide Receiver	2024



# TOP OF THE LINE



OL

BEN **BARTCH**

DL

DAMIEN **DUMONCEAUX**

DL

ZACH **FRANK**

OL

DAN **GREENHECK**

DL

NICK **GUNDERSON**


## SJU ALL-AMERICA LINEMEN

PLAYER	POSITION	YEAR
Roger Ludwig	Offensive Tackle	1958
Sev Youso	Offensive Tackle	1958
Felix Mannella	Offensive Guard	1959
Bob Gavin	Offensive Guard	1961
Fred Philipson	Offensive Tackle	1961
Bob Stolz	Offensive Tackle	1961
John McDowell	Offensive Tackle	1962
Tom McIntyre	Offensive Tackle	1962
Bill Wagner	Center	1962
Dave Honer	Offensive Guard	1963
John McDowell	Defensive Tackle	1963
Michael Collins	Def./Off. Tackle	1964
Fred Cremer	Offensive Tackle	1964
Jack Hickey	Center	1964
Michael Collins	Def./Off. Tackle	1965
Fred Cremer	Offensive Tackle	1965
Fred Cremer	Offensive Tackle	1966
Lyle Mathiasen	Offensive Line	1973
Ernie England	Defensive Line	1978
Ernie England	Defensive Line	1979
John Sowada	Offensive Line	1982
Jeff Chalmers	Offensive Line	1983
Steve O'Toole	Defensive Line	1991
Burt Chamberlin	Offensive Line	1992
Burt Chamberlin	Offensive Line	1993
Jim Wagner	Defensive Line	1993
Brian Kohorst	Defensive Line	1994
Jim Wagner	Defensive Line	1994
Jesse Redepenning	Offensive Line	1995
Jesse Redepenning	Offensive Line	1996
Matt Griffith	Defensive Line	1997

PLAYER	POSITION	YEAR
Joe Kaczrowski	Defensive Line	1998
Chris Salvato	Offensive Line	2000
Alex Wesley	Defensive Line	2000
Dan Kosel	Offensive Line	2002
Justin Cass	Offensive Line	2003
Ryan Weinandt	Defensive Line	2003
Jason Good	Defensive Line	2004
Damien Dumonceaux	Defensive Line	2005
Matt Nelson	Offensive Line	2005
Nick Gunderson	Defensive Line	2006
Kevin McNamara	Defensive Line	2006
Nick Gunderson	Defensive Line	2007
Andrew Salvato	Offensive Line	2007
Kyle Schroeder	Defensive Line	2009
Kyle Schroeder	Defensive Line	2010
Ross Carlson	Offensive Line	2014
Peyton Thiry	Defensive Line	2015
Ben Eli	Offensive Line	2016
Dan Greenheck	Offensive Line	2017
Nathan Brinker	Defensive Line	2018
Dan Greenheck	Offensive Line	2018
Ben Bartch	Offensive Line	2019
Dan Greenheck	Offensive Line	2019
J.W. Windsor	Defensive Line	2019
Nick Neumann	Offensive Line	2021
Michael Wozniak	Defensive Line	2021
Metorah Faoliu	Defensive Line	2022
Michael Wozniak	Defensive Line	2022
Joe Jaeger	Offensive Line	2023
Zach Frank	Offensive Line	2024
Nick McKenzie	Offensive Line	2024

# 65

ALL-AMERICAN LINEMEN



JIM **WAGNER**

## LINEMAN U

SJU has produced a long line of success across the offensive and defensive lines, with a total of 65 All-America honors among 53 student-athletes. That number is more than any other MIAC program's total All-Americans. In comparison, Bethel has 41 All-Americans, all-time. The Johnnies have had an All-American on the offensive line in seven of the last eight seasons and on the defensive line in five of the last six.

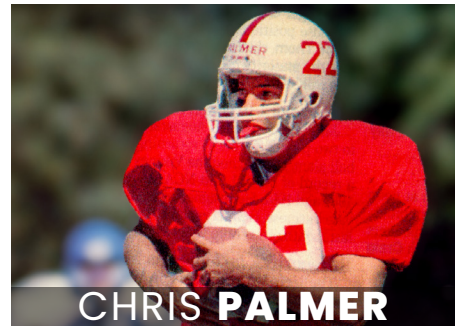


# THE GAGLIARDI TROPHY

**PRESENTED ANNUALLY TO THE OUTSTANDING FOOTBALL PLAYER IN NCAA DIVISION III FOOTBALL BY THE J-CLUB OF SAINT JOHN'S UNIVERSITY.**

The Gagliardi Trophy is presented by Stearns Bank to the most outstanding football player in NCAA Division III and has been given annually since 1993. It recognizes excellence in athletics, academics and community service. The award is named after **John Gagliardi**, Saint John's legendary Hall of Fame head football coach who passed away at the age of 91 in 2018.

John retired in 2012 with 489 career victories, the most in college football history. Stearns Bank's long-time CEO Norm Skalicky and Gagliardi were good friends and admirers of one another. Both became legends in their respective fields - not just because of their success, but because of how they looked uniquely upon their work.



**CHRIS PALMER**

Nominations are submitted by colleges across the country, and the semifinalists are selected by the J-Club Board of Directors. The Gagliardi Trophy national-selection committee (voters) is comprised of 18 Division III coaches (three from each NCAA Region), six Division III administrators (one from each region), 12 regional notable voters (two from each region) and six national voters with Division III backgrounds. No J-Club members vote as part of the national-selection committee.

Since its inception, SJU has had 17 finalists - the second-most of any Division III institution. Saint John's has had four athletes win the trophy named after their program's long-time head coach: wide receiver **Chris Palmer** (1995), wide receiver/returner **Blake Elliott** (2003), linebacker **Carter Hanson** (2016) and quarterback **Jackson Erdmann** (2018).



**CARTER HANSON**



**BLAKE ELLIOTT**



**JACKSON ERDMANN**

## GAGLIARDI TROPHY FINALISTS

PLAYER	POSITION	YEAR
Willie Seiler	Quarterback	1993
Matt Malmberg	Running Back	1994
Chris Palmer*	Wide Receiver	1995
Kurt Ramler	Quarterback	1996
Tom Linnemann	Quarterback	2000
Blake Elliott	Wide Receiver/Return	2002
Blake Elliott*	Wide Receiver/Return	2003
Damien Dumonceaux	Defensive Tackle	2005
Alex Kofoed	Quarterback	2007
Sam Sura	Running Back	2014
Sam Sura	Running Back	2015
Carter Hanson*	Linebacker	2016
Jackson Erdmann*	Quarterback	2018
Jackson Erdmann	Quarterback	2019
Michael Wozniak	Defensive Line	2022
Aaron Syverson	Quarterback	2023
Aaron Syverson	Quarterback	2024

*\*denotes winner*







GAME ONE



49



0

SATURDAY, SEPT. 13, 2025 | BLAKE ELLIOTT DAY  
COLLEGEVILLE, MINN. | CLEMENS STADIUM





# GAME 1: SAINT JOHN'S 49, MINNESOTA-MORRIS 0

Saturday, Sept. 13 | Blake Elliott Day  
Collegeville, Minn. | Clemens Stadium | Attendance: 8,759



	1st	2nd	3rd	4th	Final
Minnesota-Morris (0-2)	0	0	0	0	0
Saint John's (2-0)	7	14	28	0	0

## SCORING SUMMARY

QTR	TIME	TEAM		DRIVE	UMM	SJU
1st	00:00	SJU	Caden Wheeler 3 yd run (Matt Hansen kick),	7 plays, 67 yards, TOP 4:13	0	7
2nd	10:08	SJU	Corey Bohmert 20 yd run (Matt Hansen kick),	5 plays, 65 yards, TOP 2:07	0	14
2nd	06:10	SJU	Joey Gendreau 8 yd pass from Trey Feeney (Matt Hansen kick)	5 plays, 61 yards, TOP 2:07	0	21
3rd	13:32	SJU	Joey Gendreau 35 yd pass from Z. Dittbenner (Matt Hansen kick)	3 plays, 68 yards, TOP 1:24	0	28
3rd	07:53	SJU	Dylan Wheeler 1 yd pass from Trey Feeney (Matt Hansen kick)	3 plays, 43 yards, TOP 1:31	0	35
3rd	06:52	SJU	Jack St. Fleur 40 yd interception (Matt Hansen kick)		0	42
3rd	01:50	SJU	Caden Wheeler 9 yd run (Matt Hansen kick),	6 plays, 63 yards, TOP 3:17	0	49

## TEAM STATISTICS

	UMM	SJU
FIRST DOWNS	9	23
Rushing	5	10
Passing	3	13
Penalty	1	0
NET YARDS RUSHING	79	197
Rushing Attempts	40	24
Average Per Rush	2.0	8.2
Rushing Touchdowns	0	3
Yards Gained Rushing	118	210
Yards Lost Rushing	39	13
NET YARDS PASSING	45	291
Completions-Attempts-Int	8-16-1	20-24-1
Average Per Attempt	2.8	12.1
Average Per Completion	5.6	14.6
Passing Touchdowns	0	3
TOTAL OFFENSE YARDS	124	488
Total offense plays	56	48
Average Gain Per Play	2.2	10.2
Fumbles: Number-Lost	3-1	3-2
Penalties: Number-Yards	0-0	3-25
PUNTS-YARDS	7-272	1-39
Average Yards Per Punt	38.9	39.0
Net Yards Per Punt	35.3	39.0
Inside 20	1	1
50+ Yards	1	0
Touchbacks	0	0
Fair catch	1	0
KICKOFFS-YARDS	1-50	8-465
Average Yards Per Kickoff	50.0	58.1
Net Yards Per Kickoff	33.0	41.6
Touchbacks	0	0
Fair Catch Yards	0	0
Punt returns: Number-Yards-TD	0-0-0	4-25-0
Average Per Return	0.0	6.2
Kickoff returns: Number-Yds-TD	8-132-0	1-17-0
Average Per Return	16.5	17.0
Interceptions: Number-Yds-TD	1-0-0	1-40-1
Fumble Returns: Number-Yds-TD	0-0-0	0-0-0
Miscellaneous Yards	0	0
Possession Time	35:52	24:08
1st Quarter	7:16	7:44
2nd Quarter	8:13	6:47
3rd Quarter	8:44	6:16
4th Quarter	11:39	3:21
Third-Down Conversions	5 of 15	0 of 1
Fourth-Down Conversions	0 of 2	0 of 0
Red-Zone Scores-Chances	0-2	5-6
Touchdowns	0-2	5-6
Field goals	0-2	0-6
Sacks By: Number-Yards	1-7	3-16
PAT Kicks	0-0	7-7
Field Goals	0-0	0-0
Points off turnovers	0	14

## PASSING STATS

	CMP-ATT-INT	YDS	TD	LONG	SACK
Trey Feeney	12-13-0	141	2	30	0
Zander Dittbenner	7-10-1	138	1	35	1
Lucas Jansky	1-1-0	12	0	12	0
TOTALS	20-24-1	291	3	35	1

## RUSHING STATS

	NO.	GAIN	LOSS	NET	TD	LONG	AVG.
Caden Wheeler	8	83	2	81	2	25	10.1
Corey Bohmert	5	73	0	73	1	29	14.6
Dylan Kirchner	3	22	4	18	0	14	6.0
Wyatt McCabe	1	8	0	8	0	8	8.0
Logan Eisele	2	8	0	8	0	6	4.0
Zander Dittbenner	4	13	7	6	0	6	1.5
Lucas Jansky	1	3	0	3	0	3	3.0
TOTALS	24	210	13	197	3	29	8.2

## RECEIVING STATS

	NO.	YDS	TD	LONG
Joey Gendreau	8	124	2	35
Caden Wheeler	3	44	0	17
Dylan Wheeler	3	29	1	24
Riley Schwellenbach	2	62	0	32
Faaris Amegankpoe	1	12	0	12
Thomas Jacobs	1	8	0	8
Owen Amrhein	1	6	0	6
Dylan Kirchner	1	6	0	6
TOTALS	20	291	3	35

## DEFENSE STATS

	SOLO	AST	TOT	TFL/YDS	SK/YDS	FF	FR/YDS	INT	BR	BLK	QBH
Aiden McMahon	5	4	9	1.0/1	-/-	1	1/-	-	1	-	-
Jack St. Fleur	4	1	5	-/-	-/-	-	-/-	1-40	-	-	-
Landon Danner	2	3	5	1.0/2	0.5/1	-	-/-	-	-	-	-
Evan Wahlin	2	3	5	1.0/3	-/-	-	-/-	-	-	-	-
Grady Minnerath	1	4	5	1.0/-	0.5/-	-	-/-	-	-	-	-
Peyton Goettlicher	1	3	4	0.5/1	-/-	-	-/-	-	-	-	-
Melvin Wallace	1	3	4	1.0/3	-/-	-	-/-	-	-	-	-
Jack Krza	2	2	4	-/-	-/-	-	-/-	-	-	-	-
Chandler Obering	1	2	3	1.5/4	-/-	1	-/-	-	-	-	-
Cole Engen	1	2	3	0.5/4	0.5/4	-	-/-	-	-	-	-
Zach Frank	1	2	3	1.5/11	1.5/11	-	-/-	-	-	-	1
Jawahn Cockfield	-	3	3	1.0/1	-/-	-	-/-	-	-	-	-
Mark Rogalski	-	2	2	-/-	-/-	-	-/-	-	-	-	-
Vincent Pyne	2	-	2	-/-	-/-	-	-/-	-	1	-	-
Adam Schavey	2	-	2	-/-	-/-	-	-/-	-	-	-	-
Zachariah Hunter	1	1	2	-/-	-/-	-	-/-	-	-	-	-
Aaron Baisley	1	1	2	-/-	-/-	-	-/-	-	-	-	-
Hudson Poole	2	-	2	-/-	-/-	-	-/-	-	-	-	-
John Karkula	-	1	1	-/-	-/-	-	-/-	-	-	-	-
Nolan Dumonceaux	1	-	1	-/-	-/-	-	-/-	-	-	-	-
Will Peroutka	1	-	1	-/-	-/-	-	-/-	-	1	-	-
Joey Moberg	-	1	1	-/-	-/-	-	-/-	-	-	-	-
Isaac Potter	-	1	1	-/-	-/-	-	-/-	-	-	-	-
Alex Harren	1	-	1	-/-	-/-	-	-/-	-	-	-	-
Charlie Ryks	-	1	1	-/-	-/-	-	-/-	-	-	-	-
Tyler Smith	1	-	1	-/-	-/-	-	-/-	-	-	-	-
Eric Jurek	-	1	1	-/-	-/-	-	-/-	-	-	-	-
Riley DeRosier	-	1	1	-/-	-/-	-	-/-	-	-	-	-





**GAME TWO**



**59**



**0**

SATURDAY, SEPT. 20, 2025  
ST. PAUL, MINN. | KLAS FIELD





## GAME 2: SAINT JOHN'S 59, HAMLINE 0

Saturday, Sept. 20

St. Paul, Minn. | Klas Field | Attendance: 450



	1st	2nd	3rd	4th	Final
Saint John's (2-0, 1-0 MIAC)	21	17	14	7	59
Hamline (1-1, 0-1 MIAC)	0	0	0	0	0

### SCORING SUMMARY

QTR	TIME	TEAM		DRIVE	HAM	SJU
1st	11:22	SJU	Dylan Wheeler 3 yd pass from Trey Feeney (Matt Hansen kick)	8 plays, 75 yards, TOP 3:38	7	0
1st	04:23	SJU	Corey Bohmert 4 yd run (Matt Hansen kick),	5 plays, 75 yards, TOP 1:48	14	0
1st	01:11	SJU	Z. Dittbenner 8 yd run (Matt Hansen kick),	5 plays, 25 yards, TOP 1:40	21	0
2nd	10:01	SJU	Z. Dittbenner 12 yd run (Matt Hansen kick),	6 plays, 94 yards, TOP 3:21	28	0
2nd	04:03	SJU	Corey Bohmert 9 yd run (Matt Hansen kick),	1 plays, 9 yards, TOP 0:08	35	0
2nd	01:05	SJU	Matt Hansen 37 yd field goal	6 plays, 26 yards, TOP 1:00	38	0
3rd	12:05	SJU	Dylan Wheeler 19 yd pass from Z. Dittbenner (Matt Hansen kick)	3 plays, 59 yards, TOP 1:23	45	0
3rd	06:50	SJU	Dylan Wheeler 3 yd pass from Trey Feeney (Matt Hansen kick)	8 plays, 61 yards, TOP 4:22	52	0
4th	06:47	SJU	Cade Berg 20 yd pass from Reece Dawson (Matt Hansen kick)	10 plays, 69 yards, TOP 5:23	59	0

### TEAM STATISTICS

	SJU	HAM
FIRST DOWNS	30	9
Rushing	9	2
Passing	20	6
Penalty	1	1
NET YARDS RUSHING	177	28
Rushing Attempts	36	23
Average Per Rush	4.9	1.2
Rushing Touchdowns	4	0
Yards Gained Rushing	186	63
Yards Lost Rushing	9	35
NET YARDS PASSING	441	170
Completions-Attempts-Int	26-38-0	15-27-3
Average Per Attempt	11.6	6.3
Average Per Completion	17.0	11.3
Passing Touchdowns	4	0
TOTAL OFFENSE YARDS	618	198
Total offense plays	74	50
Average Gain Per Play	8.4	4.0
Fumbles: Number-Lost	0-0	2-0
Penalties: Number-Yards	2-25	6-34
PUNTS-YARDS	2-75	9-287
Average Yards Per Punt	37.5	31.9
Net Yards Per Punt	35.5	29.7
Inside 20	1	2
50+ Yards	0	1
Touchbacks	0	1
Fair catch	1	7
KICKOFFS-YARDS	10-510	1-65
Average Yards Per Kickoff	51.0	65.0
Net Yards Per Kickoff	43.5	40.0
Touchbacks	1	1
Fair Catch Yards	64	0
Punt returns: Number-Yards-TD	0-0-0	1-4-0
Average Per Return	0.0	4.0
Kickoff returns: Number-Yds-TD	0-0-0	3-50-0
Average Per Return	0.0	16.7
Interceptions: Number-Yds-TD	3-55-0	0-0-0
Fumble Returns: Number-Yds-TD	0-0-0	0-0-0
Miscellaneous Yards	0	0
Possession Time	33:34	26:26
1st Quarter	7:06	7:54
2nd Quarter	6:25	8:35
3rd Quarter	9:31	5:29
4th Quarter	10:32	4:28
Third-Down Conversions	3 of 9	1 of 11
Fourth-Down Conversions	2 of 3	0 of 0
Red-Zone Scores-Chances	9-10	0-1
Touchdowns	8-10	0-1
Field goals	1-10	0-1
Sacks By: Number-Yards	3-26	0-0
PAT Kicks	8-8	0-0
Field Goals	1-1	0-0
Points off turnovers	7	0

### PASSING STATS

	CMP-ATT-INT	YDS	TD	LONG	SACK
Trey Feeney	14-20-0	215	2	29	0
Zander Dittbenner	8-12-0	160	1	53	0
Lucas Jansky	3-5-0	46	0	29	0
Reece Dawson	1-1-0	20	1	20	0
TOTALS	26-38-0	441	4	53	0

### RUSHING STATS

	NO.	GAIN	LOSS	NET	TD	LONG	AVG.
Dylan Kirchner	7	43	0	43	0	9	6.1
Corey Bohmert	7	40	0	40	2	11	5.7
Zander Dittbenner	5	35	3	32	2	12	6.4
Tyler Hoheisel	3	25	0	25	0	14	8.3
Maverick Harper	2	14	0	14	0	11	7.0
Trey Feeney	1	12	0	12	0	12	12.0
Logan Eisele	4	5	0	5	0	2	1.2
Lucas Jansky	2	4	0	4	0	2	2.0
Wyatt McCabe	3	8	4	4	0	5	1.3
TEAM	2	0	2	-2	0	0	-1.0
TOTALS	36	186	9	177	4	14	4.9

### RECEIVING STATS

	NO.	YDS	TD	LONG
Joey Gendreau	9	137	0	24
Dylan Wheeler	6	79	3	29
Riley Schwellenbach	5	140	0	53
Sam Nolan	1	29	0	29
Cade Berg	1	20	1	20
Andrew Harren	1	10	0	10
Thomas Jacobs	1	9	0	9
Dylan Kirchner	1	9	0	9
Joey Moberg	1	8	0	8
TOTALS	26	441	4	53

### DEFENSE STATS

	SOLO	AST	TOT	TFL/YDS	SK/YDS	FF	FR/YDS	INT	BR	BLK	QBH
Aiden McMahon	5	1	6	-/-	-/-	-	-/-	-	-	-	-
Peyton Goettlicher	5	1	6	1.0/3	-/-	1	-/-	-	-	-	-
Landon Danner	2	2	4	-/-	-/-	-	-/-	-	-	-	-
Jawahn Cockfield	3	1	4	-/-	-/-	-	-/-	-	-	-	1
Riley DeRosier	-	3	3	-/-	-/-	-	-/-	-	-	-	-
Zach Frank	3	-	3	3.0/10	1.0/4	-	-/-	-	-	-	-
Mark Rogalski	1	1	2	-/-	-/-	-	-/-	1-0	-	-	-
Vincent Pyne	1	1	2	-/-	-/-	-	-/-	-	-	-	-
Zachariah Hunter	-	2	2	-/-	-/-	-	-/-	-	-	-	-
Westin Hoyt	2	-	2	-/-	-/-	-	-/-	1-45	-	-	-
Alex Harren	-	2	2	-/-	-/-	-	-/-	-	-	-	-
Charlie Ryks	-	2	2	0.5/1	-/-	-	-/-	-	-	-	-
Jack Krza	1	1	2	-/-	-/-	-	-/-	-	-	-	-
Tommy Gilmore	2	-	2	1.0/5	1.0/5	-	-/-	-	-	-	-
Jack St. Fleur	-	1	1	-/-	-/-	-	-/-	-	-	-	-
Adam Schavey	-	1	1	-/-	-/-	-	-/-	-	-	-	1
Blake Simonson	-	1	1	-/-	-/-	-	-/-	-	1	-	-
Will Peroutka	1	-	1	-/-	-/-	-	-/-	-	2	-	-
Isaac Potter	-	1	1	0.5/2	-/-	-	-/-	-	-	-	-
Matt Hansen	1	-	1	-/-	-/-	-	-/-	-	-	-	-
Hudson Poole	1	-	1	-/-	-/-	-	-/-	-	-	-	-
Logan Eisele	1	-	1	-/-	-/-	-	-/-	-	-	-	-
J.P. Weber	-	1	1	-/-	-/-	-	-/-	-	-	-	-
Jayden Leach	1	-	1	-/-	-/-	-	-/-	-	-	-	-
Grady Minnerath	1	-	1	1.0/17	1.0/17	-	-/-	-	-	-	-
Chandler Obering	1	-	1	-/-	-/-	-	-/-	-	-	-	-
Nolan Dumonceaux	-	-	-	-/-	-/-	-	-/-	1-10	-	-	-





GAME THREE



63



0

SATURDAY, SEPT. 27, 2025 | HOMECOMING  
COLLEGEVILLE, MINN. | CLEMENS STADIUM





## GAME 3: SAINT JOHN'S 63, AUGSBURG 0



Saturday, Sept. 27 | Homecoming  
Collegeville, Minn. | Clemens Stadium | Attendance: 8,134

	1st	2nd	3rd	4th	Final
Augsburg (1-2, 1-1 MIAC)	0	0	0	0	0
Saint John's (3-0, 2-0 MIAC)	14	21	14	14	63

### SCORING SUMMARY

QTR	TIME	TEAM		DRIVE	AUG	SJU
1st	09:30	SJU	Dylan Wheeler 21 yd pass from Z. Dittbenner (Matt Hansen kick)	9 plays, 72 yards, TOP 2:44	0	7
1st	02:49	SJU	Z. Dittbenner 16 yd run (Matt Hansen kick)	9 plays, 80 yards, TOP 4:59	0	14
2nd	11:07	SJU	Caden Wheeler 1 yd run (Matt Hansen kick)	11 plays, 77 yards, TOP 4:22	0	21
2nd	09:05	SJU	Joey Gendreau 37 yd pass from Trey Feeney (Matt Hansen kick)	2 plays, 80 yards, TOP 0:57	0	28
2nd	01:13	SJU	Z. Dittbenner 21 yd run (Matt Hansen kick)	4 plays, 53 yards, TOP 1:56	0	35
3rd	12:02	SJU	Caden Wheeler 7 yd run (Matt Hansen kick)	5 plays, 61 yards, TOP 2:48	0	42
3rd	06:04	SJU	Carson Hegerle 4 yd pass from Trey Feeney (Matt Hansen kick)	7 plays, 70 yards, TOP 2:56	0	49
4th	12:46	SJU	Corey Bohmert 12 yd run (Matt Hansen kick)	11 plays, 79 yards, TOP 5:19	0	56
4th	03:30	SJU	Wyatt McCabe 10 yd pass from Lucas Jansky (Henry Sievers kick)	9 plays, 48 yards, TOP 5:05	0	63

### TEAM STATISTICS

	AUG	SJU
FIRST DOWNS	11	36
Rushing	2	16
Passing	6	17
Penalty	3	3
NET YARDS RUSHING	36	257
Rushing Attempts	27	32
Average Per Rush	1.3	8.0
Rushing Touchdowns	0	5
Yards Gained Rushing	70	260
Yards Lost Rushing	34	3
NET YARDS PASSING	97	367
Completions-Attempts-Int	17-28-0	25-37-0
Average Per Attempt	3.5	9.9
Average Per Completion	5.7	14.7
Passing Touchdowns	0	4
TOTAL OFFENSE YARDS	133	624
Total offense plays	55	69
Average Gain Per Play	2.4	9.0
Fumbles: Number-Lost	1-1	1-1
Penalties: Number-Yards	13-85	7-70
PUNTS-YARDS	7-290	0-0
Average Yards Per Punt	41.4	0.0
Net Yards Per Punt	36.4	0.0
Inside 20	0	0
50+ Yards	2	0
Touchbacks	1	0
Fair catch	2	0
KICKOFFS-YARDS	1-56	10-593
Average Yards Per Kickoff	56.0	59.3
Net Yards Per Kickoff	26.0	41.8
Touchbacks	0	5
Fair Catch Yards	0	0
Punt returns: Number-Yards-TD	0-0-0	1-15-0
Average Per Return	0.0	15.0
Kickoff returns: Number-Yds-TD	4-50-0	1-30-0
Average Per Return	12.5	30.0
Interceptions: Number-Yds-TD	0-0-0	0-0-0
Fumble Returns: Number-Yds-TD	0-0-0	0-0-0
Miscellaneous Yards	0	0
Possession Time	27:57	32:03
1st Quarter	6:48	8:12
2nd Quarter	8:14	6:46
3rd Quarter	6:01	8:59
4th Quarter	6:54	8:06
Third-Down Conversions	3 of 13	9 of 9
Fourth-Down Conversions	1 of 2	0 of 0
Red-Zone Scores-Chances	0-0	7-7
Touchdowns	0-0	7-7
Field goals	0-0	0-7
Sacks By: Number-Yards	1-1	3-15
PAT Kicks	0-0	9-9
Field Goals	0-0	0-0
Points off turnovers	0	0

### PASSING STATS

	CMP-ATT-INT	YDS	TD	LONG	SACK
Trey Feeney	14-21-0	212	2	43	0
Zander Dittbenner	9-14-0	139	1	25	0
Lucas Jansky	2-2-0	16	1	10	1
TOTALS	25-37-0	367	4	43	1

### RUSHING STATS

	NO.	GAIN	LOSS	NET	TD	LONG	AVG.
Caden Wheeler	12	87	0	87	2	16	7.2
Corey Bohmert	9	82	0	82	1	19	9.1
Zander Dittbenner	2	37	0	37	2	21	18.5
Wyatt McCabe	2	36	0	36	0	25	18.0
Dylan Kirchner	3	13	0	13	0	7	4.3
Lucas Jansky	4	5	3	2	0	4	0.5
TOTALS	32	260	3	257	5	25	8.0

### RECEIVING STATS

	NO.	YDS	TD	LONG
Joey Gendreau	10	166	1	43
Dylan Wheeler	7	96	1	26
Carson Hegerle	3	34	1	17
Riley Schwellenbach	2	41	0	25
Owen Amrhein	1	14	0	14
Wyatt McCabe	1	10	1	10
Cade Berg	1	6	0	6
TOTALS	25	367	4	43

### DEFENSE STATS

	SOLO	AST	TOT	TFL/YDS	SK/YDS	FF	FR/YDS	INT	BR	BLK	QBH
Landon Danner	4	1	5	1.0/2	-/-	-	-/-	-	-	-	-
Peyton Goettlicher	5	-	5	-/-	-/-	-	-/-	-	1	-	-
Grady Minnerath	2	2	4	2.0/10	1.0/4	-	-/-	-	-	-	-
Joey Gendreau	2	1	3	-/-	-/-	-	-/-	-	-	-	-
Adam Schavey	1	2	3	-/-	-/-	-	-/-	-	-	-	-
Vincent Pyne	2	1	3	-/-	-/-	-	-/-	-	-	-	-
Isaac Potter	2	1	3	-/-	-/-	-	-/-	-	-	-	-
Will Seymour	2	-	2	-/-	-/-	-	-/-	-	-	-	-
John Hawkins	1	1	2	-/-	-/-	-	-/-	-	-	-	-
Zachariah Hunter	2	-	2	-/-	-/-	-	-/-	-	-	-	-
Aiden McMahon	-	2	2	-/-	-/-	-	-/-	-	1	-	1
Will Peroutka	1	1	2	-/-	-/-	-	-/-	-	-	-	-
Evan Wahlin	-	2	2	-/-	-/-	-	-/-	-	-	-	-
Westin Hoyt	2	-	2	2.0/3	-/-	-	-/-	-	2	-	-
Landon Gallagher	1	1	2	1.0/6	-/-	-	-/-	-	-	-	1
Zach Frank	2	-	2	2.0/11	2.0/11	-	-/-	-	-	-	-
Tommy Gilmore	1	1	2	-/-	-/-	-	-/-	-	-	-	-
Mark Rogalski	1	-	1	-/-	-/-	-	-/-	-	-	-	-
Jack St. Fleur	1	-	1	-/-	-/-	-	-/-	-	1	-	-
Blake Simonson	-	1	1	-/-	-/-	-	-/-	-	1	-	-
Aaron Baisley	-	1	1	-/-	-/-	-	-/-	-	-	-	-
Alex Harren	1	-	1	-/-	-/-	-	-/-	-	-	-	-
John Karkula	1	-	1	-/-	-/-	-	-/-	-	-	-	-
Tyler Smith	1	-	1	-/-	-/-	-	-/-	-	1	-	-
Jayden Leach	1	-	1	-/-	-/-	-	-/-	-	-	-	-
Caleb Thom	-	1	1	-/-	-/-	-	-/-	-	-	-	-
Jack Krza	1	-	1	-/-	-/-	-	-/-	-	-	-	-
Jawahn Cockfield	-	1	1	-/-	-/-	-	-/-	-	-	-	1
Charlie Ryks	-	-	-	-/-	-/-	-	1/-	-	-	-	-





**GAME FOUR**



**10**



**17**

SATURDAY, OCT. 4, 2025  
ARDEN HILLS, MINN. | ROYAL STADIUM





## GAME 4: BETHEL 17, SAINT JOHN'S 10



Saturday, Oct. 4

Arden Hills, Minn. | Royal Stadium | Attendance: 4,326

	1st	2nd	3rd	4th	Final
Saint John's (3-1, 2-1 MIAC)	0	10	0	0	10
Bethel (4-0, 3-0 MIAC)	3	7	0	7	17

### SCORING SUMMARY

QTR	TIME	TEAM		DRIVE	SJU	BU
1st	05:58	BU	Bengston,Zach 24 yd field goal	18 plays, 69 yards, TOP 7:12	0	3
2nd	06:47	SJU	Caden Wheeler 1 yd run (Matt Hansen kick)	5 plays, 33 yards, TOP 2:20	7	3
2nd	02:38	BU	Terry,Tyler 26 yd pass from Drews,Cooper (Bengston,Zach kick)	11 plays, 75 yards, TOP 4:09	7	10
2nd	00:00	SJU	Matt Hansen 28 yd field goal	10 plays, 64 yards, TOP 2:38	10	10
4th	06:20	BU	Manns,Taye 23 yd run (Bengston,Zach kick)	6 plays, 80 yards, TOP 2:13	10	17

### TEAM STATISTICS

	SJU	BU
FIRST DOWNS	18	24
Rushing	2	17
Passing	15	4
Penalty	1	3
NET YARDS RUSHING	82	182
Rushing Attempts	25	46
Average Per Rush	3.3	4.0
Rushing Touchdowns	1	1
Yards Gained Rushing	88	203
Yards Lost Rushing	6	21
NET YARDS PASSING	238	174
Completions-Attempts-Int	26-36-1	17-22-0
Average Per Attempt	6.6	7.9
Average Per Completion	9.2	10.2
Passing Touchdowns	0	1
TOTAL OFFENSE YARDS	320	356
Total offense plays	61	68
Average Gain Per Play	5.2	5.2
Fumbles: Number-Lost	0-0	0-0
Penalties: Number-Yards	5-70	4-18
PUNTS-YARDS	2-88	3-94
Average Yards Per Punt	44.0	31.3
Net Yards Per Punt	44.0	28.3
Inside 20	2	0
50+ Yards	1	0
Touchbacks	0	0
Fair catch	0	1
KICKOFFS-YARDS	2-130	4-245
Average Yards Per Kickoff	65.0	61.2
Net Yards Per Kickoff	40.0	36.2
Touchbacks	2	4
Fair Catch Yards	0	0
Punt returns: Number-Yards-TD	1-9-0	0-0-0
Average Per Return	9.0	0.0
Kickoff returns: Number-Yds-TD	0-0-0	0-0-0
Average Per Return	0.0	0.0
Interceptions: Number-Yds-TD	0-0-0	1-0-0
Fumble Returns: Number-Yds-TD	0-0-0	0-0-0
Miscellaneous Yards	0	0
Possession Time	30:48	29:12
1st Quarter	7:48	7:12
2nd Quarter	7:49	7:11
3rd Quarter	6:50	8:10
4th Quarter	8:21	6:39
Third-Down Conversions	4 of 11	9 of 16
Fourth-Down Conversions	1 of 3	0 of 1
Red-Zone Scores-Chances	2-5	1-2
Touchdowns	1-5	0-2
Field goals	1-5	1-2
Sacks By: Number-Yards	4-17	0-0
PAT Kicks	1-1	2-2
Field Goals	1-2	1-1
Points off turnovers	0	3

### PASSING STATS

	CMP-ATT-INT	YDS	TD	LONG	SACK
Trey Feeney	19-23-1	181	0	32	0
Zander Dittbenner	7-13-0	57	0	19	0
TOTALS	26-36-1	238	0	32	0

### RUSHING STATS

	NO.	GAIN	LOSS	NET	TD	LONG	AVG.
Caden Wheeler	14	50	6	44	1	26	3.1
Corey Bohmert	5	18	0	18	0	5	3.6
Zander Dittbenner	5	17	0	17	0	8	3.4
Trey Feeney	1	3	0	3	0	3	3.0
TOTALS	25	88	6	82	1	26	3.3

### RECEIVING STATS

	NO.	YDS	TD	LONG
Dylan Wheeler	8	113	0	32
Riley Schwellenbach	5	45	0	21
Carson Hegerle	5	28	0	11
Joey Gendreau	4	35	0	10
Owen Amrhein	2	14	0	7
Andrew Harren	1	6	0	6
Caden Wheeler	1	-3	0	0
TOTALS	26	238	0	32

### DEFENSE STATS

	SOLO	AST	TOT	TFL/YDS	SK/YDS	FF	FR/YDS	INT	BR	BLK	QBH
Aiden McMahon	11	6	17	-/-	-/-	-	-/-	-	-	-	-
Peyton Goettlicher	6	4	10	2.0/6	1.0/5	-	-/-	-	-	-	-
Will Peroutka	7	1	8	1.0/3	-/-	-	-/-	-	-	-	-
Landon Danner	4	4	8	1.0/4	1.0/4	-	-/-	-	-	-	-
Zach Frank	2	3	5	1.0/3	1.0/3	-	-/-	-	-	-	-
Jack St. Fleur	3	1	4	-/-	-/-	-	-/-	-	-	-	-
Chandler Obering	1	3	4	-/-	-/-	-	-/-	-	-	-	-
Mark Rogalski	2	1	3	-/-	-/-	-	-/-	-	-	-	-
Blake Simonson	2	1	3	-/-	-/-	-	-/-	-	-	-	-
Landon Gallagher	2	1	3	-/-	-/-	-	-/-	-	-	-	-
Westin Hoyt	2	-	2	-/-	-/-	-	-/-	-	-	-	-
Charlie King	2	-	2	1.0/5	1.0/5	-	-/-	-	-	-	-
Jawahn Cockfield	-	2	2	-/-	-/-	-	-/-	-	-	-	-
Grady Minnerath	-	1	1	-/-	-/-	-	-/-	-	-	-	-



GAME FIVE



70



0

SATURDAY, OCT. 11, 2025  
COLLEGEVILLE, MINN. | CLEMENS STADIUM







## GAME 5: SAINT JOHN'S 70, MACALESTER 0

Saturday, Oct. 11

Collegeville, Minn. | Clemens Stadium | Attendance: 6,142



	1st	2nd	3rd	4th	Final
Macalester (2-3, 1-3 MIAC)	0	0	0	0	0
Saint John's (4-1, 3-1 MIAC)	21	35	7	7	70

### SCORING SUMMARY

QTR	TIME	TEAM		DRIVE	SJU	BU
1st	13:07	SJU	Joey Gendreau 21 yd pass from Z. Dittbenner (Matt Hansen kick)	2 plays, 38 yards, TOP 0:41	0	7
1st	08:01	SJU	Dylan Kirchner 1 yd run (Matt Hansen kick)	6 plays, 53 yards, TOP 2:42	0	14
1st	02:35	SJU	Wyatt McCabe 7 yd run (Matt Hansen kick)	9 plays, 65 yards, TOP 3:43	0	21
2nd	14:55	SJU	Logan Eisele 6 yd pass from Trey Feeney (Matt Hansen kick)	2 plays, 40 yards, TOP 0:47	0	28
2nd	11:38	SJU	Joey Gendreau 62 yd pass from Z. Dittbenner (Matt Hansen kick)	2 plays, 73 yards, TOP 0:42	0	35
2nd	06:56	SJU	Dylan Wheeler 16 yd pass from Trey Feeney (Matt Hansen kick)	4 plays, 94 yards, TOP 2:04	0	42
2nd	03:51	SJU	Joey Gendreau 7 yd pass from Z. Dittbenner (Matt Hansen kick)	2 plays, 29 yards, TOP 0:44	0	49
2nd	00:50	SJU	Joey Gendreau 4 yd pass from Trey Feeney (Matt Hansen kick)	4 plays, 64 yards, TOP 0:54	0	56
3rd	10:23	SJU	Hudson Poole 21 yd interception (Matt Hansen kick)		0	63
4th	09:28	SJU	Maverick Harper 64 yd run (Henry Sievers kick)	4 plays, 88 yards, TOP 2:21	0	70

### TEAM STATISTICS

	MAC	SJU
FIRST DOWNS	12	24
Rushing	7	7
Passing	4	17
Penalty	1	0
NET YARDS RUSHING	99	150
Rushing Attempts	41	20
Average Per Rush	2.4	7.5
Rushing Touchdowns	0	3
Yards Gained Rushing	146	168
Yards Lost Rushing	47	18
NET YARDS PASSING	76	480
Completions-Attempts-Int	7-21-1	25-30-0
Average Per Attempt	3.6	16.0
Average Per Completion	10.9	19.2
Passing Touchdowns	0	6
TOTAL OFFENSE YARDS	175	630
Total offense plays	62	50
Average Gain Per Play	2.8	12.6
Fumbles: Number-Lost	2-1	1-0
Penalties: Number-Yards	0-0	3-25
PUNTS-YARDS	8-251	1-37
Average Yards Per Punt	31.4	37.0
Net Yards Per Punt	29.2	37.0
Inside 20	1	1
50+ Yards	1	0
Touchbacks	0	0
Fair catch	2	0
KICKOFFS-YARDS	1-56	11-633
Average Yards Per Kickoff	56.0	57.5
Net Yards Per Kickoff	36.0	45.9
Touchbacks	0	3
Fair Catch Yards	0	17
Punt returns: Number-Yards-TD	0-0-0	3-17-0
Average Per Return	0.0	5.7
Kickoff returns: Number-Yds-TD	4-53-0	1-20-0
Average Per Return	13.2	20.0
Interceptions: Number-Yds-TD	0-0-0	1-21-1
Fumble Returns: Number-Yds-TD	0-0-0	0-0-0
Miscellaneous Yards	0	0
Possession Time	35:54	24:06
1st Quarter	7:12	7:48
2nd Quarter	10:31	4:29
3rd Quarter	7:14	7:46
4th Quarter	10:57	4:03
Third-Down Conversions	3 of 15	4 of 7
Fourth-Down Conversions	1 of 4	0 of 1
Red-Zone Scores-Chances	0-2	6-6
Touchdowns	0-2	6-6
Field goals	0-2	0-6
Sacks By: Number-Yards	1-12	4-36
PAT Kicks	0-0	10-10
Field Goals	0-0	0-0
Points off turnovers	0	14

### PASSING STATS

	CMP-ATT-INT	YDS	TD	LONG	SACK
Trey Feeney	13-14-0	250	3	34	0
Zander Dittbenner	8-10-0	168	3	62	1
Lucas Jansky	2-3-0	35	0	23	0
Reece Dawson	2-2-0	27	0	22	0
TEAM	0-1-0	0	0	0	0
TOTALS	25-30-0	480	6	62	1

### RUSHING STATS

	NO.	GAIN	LOSS	NET	TD	LONG	AVG.
Maverick Harper	1	64	0	64	1	64	64.0
Wyatt McCabe	5	62	0	62	1	22	12.4
Lucas Jansky	1	15	0	15	0	15	15.0
Dylan Kirchner	3	12	0	12	1	8	4.0
Takhi Vaughn	3	10	0	10	0	6	3.3
Tyler Hoheisel	2	3	0	3	0	3	1.5
TEAM	3	0	3	-3	0	0	-1.0
Logan Eisele	1	0	3	-3	0	0	-3.0
Zander Dittbenner	1	0	12	-12	0	0	-12.0
Mikey Oftedahl	0	2	0	2	0	0	0.0
TOTALS	20	168	18	150	3	64	7.5

### RECEIVING STATS

	NO.	YDS	TD	LONG
Joey Gendreau	6	115	4	62
Riley Schwellenbach	5	78	0	29
Dylan Wheeler	4	113	1	34
Carson Hegerle	2	53	0	27
Thomas Jacobs	2	31	0	22
Logan Eisele	2	18	1	12
Owen Amrhein	1	38	0	38
Dylan Kirchner	1	23	0	23
Andrew Harren	1	6	0	6
Sam Nolan	1	5	0	5
TOTALS	25	480	6	62

### DEFENSE STATS

	SOLO	AST	TOT	TFL/YDS	SK/YDS	FF	FR/YDS	INT	BR	BLK	QBH
Aiden McMahon	1	4	5	-/-	-/-	-	-/-	-	-	-	-
Nolan Dumonceaux	1	4	5	-/-	-/-	-	-/-	-	-	-	-
Evan Wahlm	2	3	5	-/-	-/-	-	-/-	-	-	-	-
Landon Gallagher	2	3	5	2.0/5	-/-	-	-/-	-	-	-	1
Adam Schavey	-	4	4	-/-	-/-	-	-/-	-	-	-	-
Landon Danner	2	2	4	1.0/1	-/-	-	-/-	-	-	-	-
Peyton Goettlicher	3	1	4	-/-	-/-	-	-/-	-	1	-	-
Zach Frank	1	3	4	1.5/11	1.0/11	-	-/-	-	-	-	-
Isaac Potter	1	2	3	1.0/9	1.0/9	-	-/-	-	-	-	-
Melvin Wallace	1	2	3	1.0/6	1.0/6	1	-/-	-	-	-	-
Charlie Ryks	2	1	3	-/-	-/-	-	-/-	-	1	-	-
Tyler Smith	2	1	3	-/-	-/-	-	1/-	-	-	-	-
Riley DeRosier	3	-	3	1.0/2	-/-	-	-/-	-	-	-	-
Cole Engen	1	2	3	-/-	-/-	-	-/-	-	-	-	1
Caden Renslow	2	-	2	-/-	-/-	-	-/-	-	-	-	-
Andrew Lipke	-	2	2	-/-	-/-	-	-/-	-	-	-	-
Hudson Poole	1	1	2	-/-	-/-	-	-/-	1-21	-	-	-
Jayden Leach	1	1	2	-/-	-/-	-	-/-	-	-	-	-
Chandler Obering	1	1	2	0.5/1	-/-	-	-/-	-	-	-	-
Tommy Gilmore	1	1	2	1.0/10	1.0/10	1	-/-	-	-	-	-
Jawahn Cockfield	-	2	2	-/-	-/-	-	-/-	-	-	-	-
Mark Rogalski	-	1	1	-/-	-/-	-	-/-	-	-	-	-
Jack St. Fleur	1	-	1	-/-	-/-	-	-/-	-	-	-	-
Aaron Baisley	-	1	1	-/-	-/-	-	-/-	-	-	-	-
Will Peroutka	-	1	1	-/-	-/-	-	-/-	-	1	-	-
Grady Minnerath	-	1	1	-/-	-/-	-	-/-	-	-	-	-



**GAME SIX**



**41**



**6**

SATURDAY, OCT. 18, 2025  
MOORHEAD, MINN. | JAKE CHRISTIANSEN STADIUM





GAME 6: SAINT JOHN'S 41, CONCORDIA 6



Saturday, Oct. 18  
Moorhead, Minn. | Jake Christiansen Stadium | Attendance: 3,807

	1st	2nd	3rd	4th	Final
Saint John's (5-1, 4-1 MIAC)	14	6	7	14	41
Concordia (4-3, 3-2 MIAC)	0	0	0	6	6

SCORING SUMMARY

QTR	TIME	TEAM		DRIVE	SJU	CON
1st	08:31	SJU	Carson Hegerle 1 yd pass from Trey Feeney (Matt Hansen kick)	8 plays, 80 yards, TOP 3:44	7	0
1st	00:01	SJU	Caden Wheeler 5 yd run (Matt Hansen kick),	10 plays, 71 yards, TOP 3:52	14	0
2nd	08:10	SJU	Matt Hansen 20 yd field goal	9 plays, 27 yards, TOP 4:35	17	0
2nd	00:00	SJU	Matt Hansen 47 yd field goal	3 plays, 34 yards, TOP 0:16	20	0
3rd	07:44	SJU	Dylan Wheeler 15 yd pass from Trey Feeney (Matt Hansen kick)	8 plays, 80 yards, TOP 3:51	27	0
4th	14:13	CON	Sanchez,Alejand 20 yd pass from Selzler,Jersey (Druley,Mitchell kick failed)	7 plays, 50 yards, TOP 3:40	27	6
4th	10:23	SJU	Zach Frank 2 yd pass from Trey Feeney (Matt Hansen kick)	7 plays, 75 yards, TOP 3:50	34	6
4th	05:54	SJU	Dylan Wheeler 8 yd pass from Trey Feeney (Matt Hansen kick)	7 plays, 40 yards, TOP 4:03	41	6

TEAM STATISTICS

	SJU	CON
FIRST DOWNS	25	13
Rushing	5	4
Passing	17	9
Penalty	3	0
NET YARDS RUSHING	61	81
Rushing Attempts	18	31
Average Per Rush	3.4	2.6
Rushing Touchdowns	1	0
Yards Gained Rushing	67	87
Yards Lost Rushing	6	6
NET YARDS PASSING	374	160
Completions-Attempts-Int	34-45-1	15-32-2
Average Per Attempt	8.3	5.0
Average Per Completion	11.0	10.7
Passing Touchdowns	4	1
TOTAL OFFENSE YARDS	435	241
Total offense plays	63	63
Average Gain Per Play	6.9	3.8
Fumbles: Number-Lost	0-0	1-0
Penalties: Number-Yards	7-38	8-83
PUNTS-YARDS	3-112	4-127
Average Yards Per Punt	37.3	31.8
Net Yards Per Punt	29.0	24.5
Inside 20	0	1
50+ Yards	0	1
Touchbacks	0	1
Fair catch	0	0
KICKOFFS-YARDS	7-356	2-130
Average Yards Per Kickoff	50.9	65.0
Net Yards Per Kickoff	28.9	40.0
Touchbacks	2	2
Fair Catch Yards	24	0
Punt returns: Number-Yards-TD	1-9-0	1-25-0
Average Per Return	9.0	25.0
Kickoff returns: Number-Yds-TD	0-0-0	4-104-0
Average Per Return	0.0	26.0
Interceptions: Number-Yds-TD	2-0-0	1-0-0
Fumble Returns: Number-Yds-TD	0-0-0	0-0-0
Miscellaneous Yards	0	0
Possession Time	29:22	30:37
1st Quarter	8:16	6:43
2nd Quarter	5:24	9:36
3rd Quarter	5:52	9:08
4th Quarter	9:50	5:10
Third-Down Conversions	6 of 11	8 of 18
Fourth-Down Conversions	1 of 1	2 of 5
Red-Zone Scores-Chances	6-6	1-2
Touchdowns	5-6	1-2
Field goals	1-6	0-2
Sacks By: Number-Yards	1-1	0-0
PAT Kicks	5-5	0-1
Field Goals	2-2	0-0
Points off turnovers	10	0

PASSING STATS

	CMP-ATT-INT	YDS	TD	LONG	SACK
Trey Feeney	34-45-1	374	4	46	0
TOTALS	34-45-1	374	4	46	0

RUSHING STATS

	NO.	GAIN	LOSS	NET	TD	LONG	AVG.
Caden Wheeler	11	55	0	55	1	8	5.0
Trey Feeney	2	3	0	3	0	2	1.5
Wyatt McCabe	5	9	6	3	0	4	0.6
TOTALS	18	67	6	61	1	8	3.4

RECEIVING STATS

	NO.	YDS	TD	LONG
Dylan Wheeler	12	99	2	15
Carson Hegerle	5	86	1	46
Owen Amrhein	5	47	0	13
Riley Schwellenbach	4	76	0	46
Joey Gendreau	4	43	0	21
Caden Wheeler	2	19	0	10
Zach Frank	1	2	1	2
Thomas Jacobs	1	2	0	2
TOTALS	34	374	4	46

DEFENSE STATS

	SOLO	AST	TOT	TFL/YDS	SK/YDS	FF	FR/YDS	INT	BR	BLK	QBH
Aiden McMahon	4	3	7	1.5/2	-/-	-	-/-	1-0	1	-	-
Peyton Goettlicher	6	1	7	-/-	-/-	1	-/-	-	1	-	-
Westin Hoyt	6	-	6	-/-	-/-	-	-/-	-	-	-	-
Landon Danner	4	1	5	1.0/1	-/-	-	-/-	-	-	-	1
Landon Gallagher	1	3	4	0.5/-	-/-	-	-/-	-	-	-	1
Zach Frank	1	3	4	0.5/1	-/-	-	-/-	-	-	-	1
Mark Rogalski	3	-	3	-/-	-/-	-	-/-	1-0	-	-	-
Vincent Pyne	3	-	3	-/-	-/-	-	-/-	-	-	-	-
Adam Schavey	1	1	2	0.5/1	-/-	-	-/-	-	-	-	-
Jack St. Fleur	2	-	2	-/-	-/-	-	-/-	-	-	-	-
Chandler Obering	1	1	2	-/-	-/-	-	-/-	-	-	-	-
Tommy Gilmore	1	-	1	1.0/1	1.0/1	-	-/-	-	-	-	-
Blake Simonson	1	-	1	-/-	-/-	-	-/-	-	-	-	-
Nolan Dumonceaux	1	-	1	-/-	-/-	-	-/-	-	-	-	-
Will Peroutka	-	1	1	-/-	-/-	-	-/-	-	-	-	-
Matt Hansen	1	-	1	-/-	-/-	-	-/-	-	-	-	-
Charlie King	1	-	1	-/-	-/-	-	-/-	-	-	1	1
Hudson Poole	1	-	1	-/-	-/-	-	-/-	-	-	-	-
Grady Minnerath	1	-	1	-/-	-/-	-	-/-	-	-	-	-



**GAME SEVEN**



**49**



**10**

SATURDAY, OCT. 25, 2025  
COLLEGEVILLE, MINN. | CLEMENS STADIUM





## GAME 7: SAINT JOHN'S 49, CARLETON 10

Saturday, Oct. 25 | Family Weekend  
Collegeville, Minn. | Clemens Stadium | Attendance: 8,694



	1st	2nd	3rd	4th	Final
Carleton (5-2, 5-1 MIAC)	0	0	3	7	10
Saint John's (6-1, 5-1 MIAC)	14	14	7	14	49

### SCORING SUMMARY

QTR	TIME	TEAM		DRIVE	CAR	SJU
1st	08:42	SJU	Dylan Wheeler 4 yd pass from Trey Feeney (Matt Hansen kick)	9 plays, 64 yards, TOP 4:10	0	7
1st	01:39	SJU	Dylan Wheeler 26 yd pass from Trey Feeney (Matt Hansen kick)	8 plays, 97 yards, TOP 3:52	0	14
2nd	08:59	SJU	Riley Schwellenbach 5 yd pass from Trey Feeney (Matt Hansen kick)	7 plays, 82 yards, TOP 4:25	0	21
2nd	00:48	SJU	Carson Hegerle 3 yd pass from Trey Feeney (Matt Hansen kick)	8 plays, 90 yards, TOP 2:11	0	28
3rd	07:27	CAR	Marcus Merkelbach 38 yd field goal	9 plays, 20 yards, TOP 5:03	3	28
3rd	03:11	SJU	Owen Amrhein 46 yd pass from Trey Feeney (Matt Hansen kick)	7 plays, 80 yards, TOP 4:08	3	35
4th	11:52	SJU	Dylan Wheeler 3 yd pass from Trey Feeney (Matt Hansen kick)	4 plays, 26 yards, TOP 1:52	3	42
4th	09:59	SJU	Carson Hegerle 57 yd punt return (Matt Hansen kick)		3	49
4th	04:58	CAR	Rye Storrs 4 yd pass from Curtis,Jack (Marcus Merkelbach kick)	12 plays, 75 yards, TOP 5:01	10	49

### TEAM STATISTICS

	CAR	SJU
FIRST DOWNS	12	25
Rushing	0	4
Passing	11	20
Penalty	1	1
NET YARDS RUSHING	-7	120
Rushing Attempts	16	19
Average Per Rush	-0.4	6.3
Rushing Touchdowns	0	0
Yards Gained Rushing	38	120
Yards Lost Rushing	45	0
NET YARDS PASSING	194	444
Completions-Attempts-Int	29-36-1	36-44-1
Average Per Attempt	5.4	10.1
Average Per Completion	6.7	12.3
Passing Touchdowns	1	6
TOTAL OFFENSE YARDS	187	564
Total offense plays	52	63
Average Gain Per Play	3.6	9.0
Fumbles: Number-Lost	3-1	0-0
Penalties: Number-Yards	7-48	8-74
PUNTS-YARDS	5-221	1-38
Average Yards Per Punt	44.2	38.0
Net Yards Per Punt	30.8	38.0
Inside 20	3	0
50+ Yards	1	0
Touchbacks	0	0
Fair catch	0	0
KICKOFFS-YARDS	3-181	8-396
Average Yards Per Kickoff	60.3	49.5
Net Yards Per Kickoff	39.7	42.9
Touchbacks	0	1
Fair Catch Yards	0	69
Punt returns: Number-Yards-TD	1-0-0	4-67-1
Average Per Return	0.0	16.8
Kickoff returns: Number-Yds-TD	2-28-0	3-62-0
Average Per Return	14.0	20.7
Interceptions: Number-Yds-TD	1-22-0	1-0-0
Fumble Returns: Number-Yds-TD	0-0-0	1-0-0
Miscellaneous Yards	0	0
Possession Time	29:31	30:29
1st Quarter	6:58	8:02
2nd Quarter	8:24	6:36
3rd Quarter	7:15	7:45
4th Quarter	6:54	8:06
Third-Down Conversions	4 of 12	8 of 10
Fourth-Down Conversions	2 of 2	0 of 0
Red-Zone Scores-Chances	2-2	4-4
Touchdowns	1-2	4-4
Field goals	1-2	0-4
Sacks By: Number-Yards	0-0	5-37
PAT Kicks	1-1	7-7
Field Goals	1-1	0-0
Points off turnovers	3	14

### PASSING STATS

	CMP-ATT-INT	YDS	TD	LONG	SACK
Trey Feeney	33-41-1	409	6	46	0
Zander Dittbenner	3-3-0	35	0	21	0
TOTALS	36-44-1	444	6	46	0

### RUSHING STATS

	NO.	GAIN	LOSS	NET	TD	LONG	AVG.
Caden Wheeler	10	76	0	76	0	16	7.6
Maverick Harper	3	25	0	25	0	15	8.3
Wyatt McCabe	3	11	0	11	0	7	3.7
Zander Dittbenner	2	6	0	6	0	6	3.0
Dylan Kirchner	1	2	0	2	0	2	2.0
TOTALS	19	120	0	120	0	16	6.3

### RECEIVING STATS

	NO.	YDS	TD	LONG
Riley Schwellenbach	8	126	1	40
Dylan Wheeler	10	111	3	26
Carson Hegerle	7	70	1	23
Joey Gendreau	6	66	0	17
Owen Amrhein	3	56	1	46
Caden Wheeler	1	14	0	14
Andrew Harren	1	1	0	1
TOTALS	36	444	6	46

### DEFENSE STATS

	SOLO	AST	TOT	TFL/YDS	SK/YDS	FF	FR/YDS	INT	BR	BLK	QBH
Aiden McMahon	2	10	12	0.5/4	0.5/4	-	-/-	-	-	-	-
Jack St. Fleur	2	3	5	-/-	-/-	-	-/-	-	1	-	-
Westin Hoyt	4	1	5	-/-	-/-	-	-/-	-	-	-	-
Landon Danner	2	2	4	1.0/3	1.0/3	-	-/-	-	-	-	-
Will Peroutka	1	3	4	-/-	-/-	-	-/-	1-0	-	-	-
Landon Gallagher	2	1	3	1.5/10	1.5/10	-	-/-	-	-	-	-
Tommy Gilmore	2	1	3	1.0/3	-/-	-	-/-	-	-	-	1
Peyton Goettlicher	1	2	3	-/-	-/-	-	-/-	-	-	-	1
Zach Frank	2	-	2	2.0/20	2.0/20	1	-/-	-	-	-	1
Vincent Pyne	-	2	2	-/-	-/-	-	-/-	-	-	-	-
Adam Schavey	1	1	2	-/-	-/-	-	-/-	-	-	-	-
Evan Wahlin	1	1	2	-/-	-/-	-	1/-	-	-	-	-
Melvin Wallace	1	1	2	-/-	-/-	1	-/-	-	-	-	-
Charlie King	2	-	2	-/-	-/-	-	-/-	-	-	-	-
Tyler Smith	2	-	2	-/-	-/-	-	-/-	-	1	-	-
Mark Rogalski	-	1	1	-/-	-/-	-	-/-	-	-	-	-
Blake Simonson	1	-	1	-/-	-/-	-	-/-	-	-	-	-
Riley Schwellenbach	1	-	1	-/-	-/-	-	-/-	-	-	-	-
Hudson Poole	1	-	1	-/-	-/-	-	-/-	-	-	-	-
Charlie Ryks	-	1	1	-/-	-/-	-	-/-	-	-	-	-
Grady Minnerath	-	1	1	-/-	-/-	-	-/-	-	-	-	-
Chandler Obering	-	1	1	-/-	-/-	-	-/-	-	-	-	-
Jawahn Cockfield	1	-	1	-/-	-/-	-	-/-	-	-	-	-





GAME EIGHT



31



13

SATURDAY, NOV. 1, 2025  
ST. PETER, MINN. | HOLLINGSWORTH FIELD





## GAME 8: SAINT JOHN'S 31, GUSTAVUS ADOLPHUS 13

Saturday, Nov. 1

St. Peter, Minn. | Hollingsworth Field | Attendance: 1,591



	1st	2nd	3rd	4th	Final
Saint John's (7-1, 6-1 MIAC)	14	3	7	7	31
Gustavus Adolphus (3-5, 3-4 MIAC)	0	10	3	0	13

### SCORING SUMMARY

QTR	TIME	TEAM		DRIVE	SJU	GAC
1st	07:44	SJU	Carson Hegerle 1 yd pass from Trey Feeney (Matt Hansen kick)	10 plays, 53 yards, TOP 5:33	7	0
1st	02:08	SJU	Blake Simonson 30 yd interception (Matt Hansen kick)		14	0
2nd	08:16	SJU	Matt Hansen 38 yd field goal	11 plays, 61 yards, TOP 4:21	17	0
2nd	02:23	GAC	Owen Forsythe 21 yd field goal	8 plays, 27 yards, TOP 3:37	17	3
2nd	00:21	GAC	Jordan Wold 2 yd pass from Dylan Blount (Owen Forsythe kick)	7 plays, 43 yards, TOP 0:58	17	10
3rd	07:05	SJU	Dylan Wheeler 11 yd pass from Trey Feeney (Matt Hansen kick)	6 plays, 70 yards, TOP 3:19	24	10
3rd	02:45	GAC	Owen Forsythe 28 yd field goal	10 plays, 64 yards, TOP 4:15	24	13
4th	03:34	SJU	Carson Hegerle 4 yd pass from Trey Feeney (Matt Hansen kick)	17 plays, 53 yards, TOP 9:26	31	13

### TEAM STATISTICS

	GAC	SJU
FIRST DOWNS	21	10
Rushing	6	0
Passing	15	8
Penalty	0	2
NET YARDS RUSHING	63	14
Rushing Attempts	30	16
Average Per Rush	2.1	0.9
Rushing Touchdowns	0	0
Yards Gained Rushing	90	25
Yards Lost Rushing	27	11
NET YARDS PASSING	291	178
Completions-Attempts-Int	30-43-0	22-43-1
Average Per Attempt	6.8	4.1
Average Per Completion	9.7	8.1
Passing Touchdowns	3	1
TOTAL OFFENSE YARDS	354	192
Total offense plays	73	59
Average Gain Per Play	4.8	3.3
Fumbles: Number-Lost	2-2	0-0
Penalties: Number-Yards	7-94	3-25
PUNTS-YARDS	3-103	6-216
Average Yards Per Punt	34.3	36.0
Net Yards Per Punt	27.7	31.0
Inside 20	1	1
50+ Yards	1	0
Touchbacks	1	0
Fair catch	1	1
KICKOFFS-YARDS	6-354	4-175
Average Yards Per Kickoff	59.0	43.8
Net Yards Per Kickoff	40.0	31.5
Touchbacks	0	0
Fair Catch Yards	0	0
Punt returns: Number-Yards-TD	3-30-0	0-0-0
Average Per Return	10.0	0.0
Kickoff returns: Number-Yds-TD	4-49-0	6-114-0
Average Per Return	12.2	19.0
Interceptions: Number-Yds-TD	1-30-1	0-0-0
Fumble Returns: Number-Yds-TD	0-0-0	0-0-0
Miscellaneous Yards	0	0
Possession Time	34:32	25:28
1st Quarter	6:17	8:43
2nd Quarter	6:53	8:07
3rd Quarter	9:12	5:48
4th Quarter	12:10	2:50
Third-Down Conversions	9 of 17	4 of 16
Fourth-Down Conversions	2 of 2	1 of 2
Red-Zone Scores-Chances	3-3	3-3
Touchdowns	3-3	1-3
Field goals	0-3	2-3
Sacks By: Number-Yards	3-11	2-24
PAT Kicks	4-4	1-1
Field Goals	1-1	2-2
Points off turnovers	7	10

### PASSING STATS

	CMP-ATT-INT	YDS	TD	LONG	SACK
Trey Feeney	30-43-0	291	3	35	2
TOTALS	30-43-0	291	3	35	2

### RUSHING STATS

	NO.	GAIN	LOSS	NET	TD	LONG	AVG.
Maverick Harper	14	44	3	41	0	13	2.9
Wyatt McCabe	7	24	0	24	0	6	3.4
Caden Wheeler	5	19	0	19	0	7	3.8
Trey Feeney	4	3	24	-21	0	3	-5.2
TOTALS	30	90	27	63	0	13	2.1

### RECEIVING STATS

	NO.	YDS	TD	LONG
Dylan Wheeler	11	128	1	28
Joey Gendreau	8	82	0	21
Carson Hegerle	4	41	2	35
Maverick Harper	3	18	0	7
Riley Schwellenbach	2	5	0	4
Owen Amrhein	1	11	0	11
Caden Wheeler	1	6	0	6
TOTALS	30	291	3	35

### DEFENSE STATS

	SOLO	AST	TOT	TFL/YDS	SK/YDS	FF	FR/YDS	INT	BR	BLK	QBH
Aiden McMahon	7	6	13	-/-	-/-	-	-/-	-	-	-	1
Landon Danner	6	3	9	-/-	-/-	-	-/-	-	-	-	-
Peyton Goettlicher	4	3	7	-/-	-/-	-	-/-	-	-	-	-
Landon Gallagher	1	3	4	1.0/6	1.0/6	-	-/-	-	-	-	2
Jack St. Fleur	2	1	3	-/-	-/-	-	-/-	-	-	-	-
Zach Frank	1	2	3	1.0/3	1.0/3	-	-/-	-	-	-	2
Will Peroutka	1	1	2	-/-	-/-	-	-/-	-	-	-	-
Westin Hoyt	1	1	2	-/-	-/-	-	-/-	-	-	-	-
Mark Rogalski	1	-	1	-/-	-/-	-	-/-	-	-	-	-
Adam Schavey	1	-	1	-/-	-/-	-	-/-	-	-	-	-
Blake Simonson	1	-	1	-/-	-/-	-	-/-	1-30	1	-	-
Andrew Lipke	-	1	1	-/-	-/-	-	-/-	-	-	-	-
Nolan Dumonceaux	-	1	1	-/-	-/-	-	-/-	-	-	-	-
Logan Suggs	-	1	1	-/-	-/-	-	-/-	-	-	-	-
Evan Wahlin	-	1	1	-/-	-/-	-	-/-	-	-	-	-
Charlie King	1	-	1	-/-	-/-	-	-/-	-	-	-	2
Hudson Poole	-	1	1	-/-	-/-	-	-/-	-	-	-	-
Tyler Smith	1	-	1	-/-	-/-	-	-/-	-	-	-	-
Chandler Obering	1	-	1	1.0/2	1.0/2	-	-/-	-	1	-	1
Tommy Gilmore	-	1	1	-/-	-/-	-	-/-	-	-	-	1





GAME NINE



70



21

SATURDAY, NOV. 8, 2025  
COLLEGEVILLE, MINN. | CLEMENS STADIUM





## GAME 9: SAINT JOHN'S 70, ST. SCHOLASTICA 21

Saturday, Nov. 8

Collegeville, Minn. | Clemens Stadium | Attendance: 5,529



	1st	2nd	3rd	4th	Final
St. Scholastica (3-6, 2-6 MIAC)	0	0	14	7	21
Saint John's (8-1, 7-1 MIAC)	21	28	7	14	70

### SCORING SUMMARY

QTR	TIME	TEAM		DRIVE	CSS	SJU
1st	08:32	SJU	Maverick Harper 8 yd run (Matt Hansen kick)	6 plays, 42 yards, TOP 2:14	0	7
1st	03:54	SJU	Dylan Wheeler 14 yd pass from Trey Feeney (Matt Hansen kick)	6 plays, 72 yards, TOP 2:52	0	14
1st	02:07	SJU	Nolan Dumonceaux 10 yd fumble recovery (Matt Hansen kick)		0	21
2nd	12:20	SJU	Joey Gendreau 10 yd pass from Trey Feeney (Matt Hansen kick)	7 plays, 70 yards, TOP 2:45	0	28
2nd	08:37	SJU	Riley Schwellenbach 3 yd pass from Trey Feeney (Matt Hansen kick)	5 plays, 50 yards, TOP 2:32	0	35
2nd	04:41	SJU	Riley Schwellenbach 13 yd pass from Trey Feeney (Matt Hansen kick)	6 plays, 69 yards, TOP 2:46	0	42
2nd	00:16	SJU	Riley Schwellenbach 12 yd pass from Trey Feeney (Matt Hansen kick)	7 plays, 60 yards, TOP 0:54	0	49
3rd	14:01	CSS	Andrew Burgess II 30 yd pass from Donald West (Jacob Andrews kick)	3 plays, 35 yards, TOP 0:53	7	49
3rd	11:42	SJU	Maverick Harper 5 yd run (Matt Hansen kick)	5 plays, 42 yards, TOP 2:09	7	56
3rd	08:09	CSS	Teagen Lubinski 27 yd pass from Donald West (Jacob Andrews kick)	6 plays, 69 yards, TOP 3:27	14	56
4th	14:44	CSS	Nathan Behrens 5 yd pass from Donald West (Jacob Andrews kick)	12 plays, 82 yards, TOP 6:06	21	56
4th	07:36	SJU	Mason Delzer 5 yd run (Matt Hansen kick)	13 plays, 69 yards, TOP 7:03	21	63
4th	04:16	SJU	Logan Eisele 3 yd run (Matt Hansen kick)	5 plays, 43 yards, TOP 2:56	21	70

### TEAM STATISTICS

	CSS	SJU
FIRST DOWNS	14	30
Rushing	6	12
Passing	7	18
Penalty	1	0
NET YARDS RUSHING	60	177
Rushing Attempts	26	27
Average Per Rush	2.3	6.6
Rushing Touchdowns	0	4
Yards Gained Rushing	80	183
Yards Lost Rushing	20	6
NET YARDS PASSING	165	373
Completions-Attempts-Int	15-33-1	29-41-0
Average Per Attempt	5.0	9.1
Average Per Completion	11.0	12.9
Passing Touchdowns	3	5
TOTAL OFFENSE YARDS	225	550
Total offense plays	59	68
Average Gain Per Play	3.8	8.1
Fumbles: Number-Lost	3-1	1-1
Penalties: Number-Yards	3-15	3-15
PUNTS-YARDS	7-351	1-43
Average Yards Per Punt	35.9	43.0
Net Yards Per Punt	28.0	42.0
Inside 20	0	1
50+ Yards	0	0
Touchbacks	0	0
Fair catch	1	0
KICKOFFS-YARDS	4-193	11-579
Average Yards Per Kickoff	48.2	52.6
Net Yards Per Kickoff	27.8	38.5
Touchbacks	0	0
Fair Catch Yards	21	15
Punt returns: Number-Yards-TD	1-1-0	3-55-0
Average Per Return	1.0	18.3
Kickoff returns: Number-Yds-TD	10-155-0	3-82-0
Average Per Return	15.5	27.3
Interceptions: Number-Yds-TD	0-0-0	1-0-0
Fumble Returns: Number-Yds-TD	0-0-0	1-10-1
Miscellaneous Yards	0	0
Possession Time	28:48	31:06
1st Quarter	9:49	5:11
2nd Quarter	6:08	8:52
3rd Quarter	10:16	4:38
4th Quarter	2:35	12:25
Third-Down Conversions	3 of 12	8 of 10
Fourth-Down Conversions	0 of 0	1 of 1
Red-Zone Scores-Chances	1-1	9-9
Touchdowns	1-1	9-9
Field goals	0-1	0-9
Sacks By: Number-Yards	0-0	2-11
PAT Kicks	3-3	10-10
Field Goals	0-0	0-0
Points off turnovers	7	14

### PASSING STATS

	CMP-ATT-INT	YDS	TD	LONG	SACK
Trey Feeney	22-30-0	294	5	33	0
Zander Dittbenner	7-11-0	79	0	20	0
TOTALS	29-41-0	373	5	33	0

### RUSHING STATS

	NO.	GAIN	LOSS	NET	TD	LONG	AVG.
Mason Delzer	8	69	1	68	1	15	8.5
Sedrick Melvin Jr.	3	33	0	33	0	15	11.0
Logan Eisele	5	25	0	25	1	14	5.0
Zander Dittbenner	3	22	0	22	0	16	7.3
Maverick Harper	3	18	0	18	2	8	6.0
Takhi Vaughn	3	14	0	14	0	6	4.7
Lucas Jansky	1	2	0	2	0	2	2.0
Dylan Kirchner	1	0	5	-5	0	0	-5.0
TOTALS	27	183	6	177	4	16	6.6

### RECEIVING STATS

	NO.	YDS	TD	LONG
Joey Gendreau	8	97	1	23
Dylan Wheeler	8	96	1	19
Riley Schwellenbach	6	81	3	26
Dylan Kirchner	2	52	0	33
Owen Amrhein	1	27	0	27
Carson Hegerle	1	14	0	14
Faaris Amegankpoe	1	7	0	7
Sam Nolan	1	1	0	1
Thomas Jacobs	1	-2	0	0
TOTALS	29	373	5	33

### DEFENSE STATS

	SOLO	AST	TOT	TFL/YDS	SK/YDS	FF	FR/YDS	INT	BR	BLK	QBH
Aiden McMahon	3	5	8	1.0/1	-/-	1	-/-	-	1	-	-
Landon Danner	2	2	4	0.5/-	-/-	-	-/-	-	-	-	-
Adam Schavey	1	2	3	-/-	-/-	-	-/-	-	-	-	-
Evan Wahlin	1	2	3	-/-	-/-	-	-/-	-	2	-	-
Landon Gallagher	1	2	3	0.5/1	-/-	-	-/-	-	-	-	-
Zach Frank	2	1	3	2.0/11	2.0/11	-	-/-	-	-	-	1
Jawahn Cockfield	1	2	3	1.0/3	-/-	-	-/-	-	-	-	-
Will Seymour	2	-	2	-/-	-/-	-	-/-	-	-	-	-
Nolan Dumonceaux	1	1	2	-/-	-/-	1	1/10	-	-	-	-
Will Peroutka	1	1	2	-/-	-/-	-	-/-	-	1	-	-
Isaac Potter	1	1	2	-/-	-/-	-	-/-	-	-	-	-
Melvin Wallace	1	1	2	-/-	-/-	-	-/-	-	-	-	-
Westin Hoyt	1	1	2	0.5/2	-/-	-	-/-	-	-	-	-
Alex Harren	2	-	2	-/-	-/-	-	-/-	-	-	-	-
Tyler Smith	2	-	2	-/-	-/-	-	-/-	1-0	1	-	-
Grady Minnerath	1	1	2	1.0/1	-/-	-	-/-	-	1	-	1
Riley DeRosier	-	2	2	-/-	-/-	-	-/-	-	-	-	-
Tommy Gilmore	-	2	2	0.5/1	-/-	-	-/-	-	-	-	1
Blake Simonson	-	1	1	-/-	-/-	-	-/-	-	1	-	-
Vincent Pyne	-	1	1	-/-	-/-	-	-/-	-	-	-	-
Jack St. Fleur	1	-	1	-/-	-/-	-	-/-	-	1	-	-
Andrew Lipke	-	1	1	-/-	-/-	-	-/-	-	-	-	-
Zachariah Hunter	-	1	1	-/-	-/-	-	-/-	-	-	-	-
Aaron Baisley	1	-	1	-/-	-/-	-	-/-	-	-	-	-
Logan Suggs	1	-	1	-/-	-/-	-	-/-	-	-	-	-
Joey Moberg	-	1	1	-/-	-/-	-	-/-	-	-	-	-
Peyton Goettlicher	-	1	1	-/-	-/-	-	-/-	-	2	-	-
Teddy Wackman	-	1	1	-/-	-/-	-	-/-	-	-	-	-
Charlie King	-	1	1	-/-	-/-	-	-/-	-	-	-	1
Hudson Poole	1	-	1	-/-	-/-	-	-/-	-	1	-	-
Charlie Ryks	1	-	1	-/-	-/-	-	-/-	-	-	-	-
Joe Gillis	-	1	1	-/-	-/-	-	-/-	-	-	-	-
Chandler Obering	-	1	1	-/-	-/-	-	-/-	-	-	-	-





BOHMERT  
Riddell

SAINT JOHN'S

8

GAME TEN



63



21

SATURDAY, NOV. 15, 2025  
COLLEGEVILLE, MINN. | CLEMENS STADIUM





## GAME 9: SAINT JOHN'S 63, ST. OLAF 21

Saturday, Nov. 8

Collegeville, Minn. | Clemens Stadium | Attendance: 6,771



	1st	2nd	3rd	4th	Final
St. Scholastica (3-6, 2-6 MIAC)	0	7	0	14	21
Saint John's (8-1, 7-1 MIAC)	21	21	21	0	63

### SCORING SUMMARY

QTR	TIME	TEAM		DRIVE	STO	SJU
1st	13:32	SJU	Carson Hegerle 5 yd pass from Trey Feeney (Matt Hansen kick)	3 plays, 67 yards, TOP 1:25	0	7
1st	07:22	SJU	Carson Hegerle 21 yd pass from Trey Feeney (Matt Hansen kick)	7 plays, 74 yards, TOP 2:55	0	14
1st	03:12	SJU	Corey Bohmert 56 yd run (Matt Hansen kick)	3 plays, 65 yards, TOP 1:22	0	21
2nd	14:54	SJU	Corey Bohmert 18 yd run (Matt Hansen kick)	4 plays, 59 yards, TOP 1:42	0	28
2nd	08:45	SJU	RSchwellenbach 5 yd pass from Trey Feeney (Matt Hansen kick)	10 plays, 92 yards, TOP 4:23	0	35
2nd	04:20	STO	Kauk,Jackson 19 yd pass from Crosby,Luke (Hess,Ethan kick)	8 plays, 75 yards, TOP 4:20	7	35
2nd	01:05	SJU	Z. Dittbenner 4 yd run (Matt Hansen kick)	8 plays, 81 yards, TOP 3:07	7	42
3rd	11:57	SJU	Dylan Wheeler 10 yd pass from Trey Feeney (Matt Hansen kick)	4 plays, 30 yards, TOP 1:25	7	49
3rd	08:36	SJU	RSchwellenbach 55 yd pass from Trey Feeney (Matt Hansen kick)	1 plays, 55 yards, TOP 0:10	7	56
3rd	02:38	SJU	F. Amegankpoe 16 yd pass from Z. Dittbenner (Matt Hansen kick)	9 plays, 54 yards, TOP 5:00	7	63
4th	09:43	STO	Kauk,Jackson 3 yd pass from Gonzales,Michae (Hess,Ethan kick)	4 plays, 19 yards, TOP 1:56	14	63
4th	02:21	STO	Hansen,Magnus 1 yd run (Hess,Ethan kick)	6 plays, 38 yards, TOP 3:26	21	63

### TEAM STATISTICS

	STO	SJU
FIRST DOWNS	10	29
Rushing	6	10
Passing	4	19
Penalty	0	0
NET YARDS RUSHING	107	283
Rushing Attempts	37	26
Average Per Rush	2.9	10.9
Rushing Touchdowns	1	3
Yards Gained Rushing	120	283
Yards Lost Rushing	13	0
NET YARDS PASSING	94	369
Completions-Attempts-Int	8-19-0	30-36-0
Average Per Attempt	4.9	10.2
Average Per Completion	11.8	12.3
Passing Touchdowns	2	6
TOTAL OFFENSE YARDS	201	652
Total offense plays	56	62
Average Gain Per Play	3.6	10.5
Fumbles: Number-Lost	2-0	1-1
Penalties: Number-Yards	2-10	7-40
PUNTS-YARDS	8-276	1-25
Average Yards Per Punt	34.5	25.0
Net Yards Per Punt	33.9	25.0
Inside 20	2	0
50+ Yards	1	0
Touchbacks	0	0
Fair catch	0	1
KICKOFFS-YARDS	4-231	10-609
Average Yards Per Kickoff	57.8	60.9
Net Yards Per Kickoff	39.5	43.5
Touchbacks	2	2
Fair Catch Yards	0	0
Punt returns: Number-Yards-TD	0-0-0	3-5-0
Average Per Return	0.0	1.7
Kickoff returns: Number-Yds-TD	7-124-0	2-23-0
Average Per Return	17.7	11.5
Interceptions: Number-Yds-TD	0-0-0	0-0-0
Fumble Returns: Number-Yds-TD	1-0-0	0-0-0
Miscellaneous Yards	0	0
Possession Time	30:04	29:56
1st Quarter	7:39	7:21
2nd Quarter	7:16	7:44
3rd Quarter	8:06	6:54
4th Quarter	7:03	7:57
Third-Down Conversions	4 of 14	4 of 7
Fourth-Down Conversions	1 of 2	1 of 2
Red-Zone Scores-Chances	3-3	6-6
Touchdowns	3-3	6-6
Field goals	0-3	0-6
Sacks By: Number-Yards	0-0	0-0
PAT Kicks	3-3	9-9
Field Goals	0-0	0-0
Points off turnovers	7	0

### PASSING STATS

	CMP-ATT-INT	YDS	TD	LONG	SACK
Trey Feeney	25-29-0	324	5	55	0
Zander Dittbenner	4-5-0	43	1	16	0
Lucas Jansky	1-2-0	2	0	2	0
TOTALS	30-36-0	369	6	55	0

### RUSHING STATS

	NO.	GAIN	LOSS	NET	TD	LONG	AVG.
Corey Bohmert	6	159	0	159	2	56	26.5
Zander Dittbenner	5	37	0	37	1	16	7.4
Andrew Flaten	3	35	0	35	0	23	11.7
Mason Delzer	5	26	0	26	0	11	5.2
Takhi Vaughn	6	24	0	24	0	9	4.0
Lucas Jansky	1	2	0	2	0	6	2.0
TOTALS	26	283	0	283	3	56	10.9

### RECEIVING STATS

	NO.	YDS	TD	LONG
Riley Schwellenbach	6	103	2	55
Dylan Wheeler	7	74	1	16
Carson Hegerle	5	48	2	21
Joey Gendreau	4	47	0	17
Owen Amrhein	2	41	0	26
Andrew Harren	2	18	0	14
Faaris Amegankpoe	1	16	1	16
Charlie Plum	2	11	0	9
Thomas Jacobs	1	11	0	11
TOTALS	29	373	5	33

### DEFENSE STATS

	SOLO	AST	TOT	TFL/YDS	SK/YDS	FF	FR/YDS	INT	BR	BLK	QBH
Peyton Goettlicher	2	7	9	-/-	-/-	-	-/-	-	-	-	1
Landon Danner	1	5	6	-/-	-/-	-	-/-	-	-	-	-
Aiden McMahon	1	4	5	-/-	-/-	-	-/-	-	-	-	-
Zach Frank	2	3	5	1.0/3	-/-	-	-/-	-	-	-	-
Will Peroutka	-	4	4	-/-	-/-	-	-/-	-	-	-	-
Andrew Lipke	1	2	3	-/-	-/-	-	-/-	-	-	-	-
Charlie Ryks	1	2	3	-/-	-/-	-	-/-	-	-	-	-
Tyler Smith	2	1	3	-/-	-/-	-	-/-	-	-	-	-
Landon Gallagher	-	3	3	-/-	-/-	-	-/-	-	-	-	-
Riley DeRosier	1	2	3	-/-	-/-	-	-/-	-	-	-	-
Tommy Gilmore	-	3	3	-/-	-/-	-	-/-	-	-	-	-
Jack St. Fleur	-	2	2	-/-	-/-	-	-/-	-	-	-	-
Nolan Dumonceaux	1	1	2	-/-	-/-	-	-/-	-	-	-	-
Westin Hoyt	-	2	2	-/-	-/-	-	-/-	-	-	-	-
Teddy Wackman	-	2	2	-/-	-/-	-	-/-	-	-	-	-
Alex Harren	-	2	2	-/-	-/-	-	-/-	-	-	-	-
Charlie King	-	2	2	-/-	-/-	-	-/-	-	1	-	-
Blake Simonson	1	-	1	-/-	-/-	-	-/-	-	-	-	-
Will Seymour	-	1	1	-/-	-/-	-	-/-	-	-	-	-
Cadenenschlow	1	-	1	-/-	-/-	-	-/-	-	-	-	-
Adam Schavey	1	-	1	1.0/1	-/-	-	-/-	-	-	-	-
John Hawkins	-	1	1	-/-	-/-	-	-/-	-	-	-	-
Zachariah Hunter	-	1	1	-/-	-/-	-	-/-	-	-	-	-
Griffin Murray	-	1	1	-/-	-/-	-	-/-	-	-	-	-
Melvin Wallace	-	1	1	-/-	-/-	-	-/-	-	-	-	-
Faaris Amegankpoe	1	-	1	-/-	-/-	-	-/-	-	-	-	-
Hudson Poole	-	1	1	-/-	-/-	-	-/-	-	-	-	-
J.P. Weber	1	-	1	-/-	-/-	-	-/-	-	-	-	-
Jayden Leach	1	-	1	-/-	-/-	-	-/-	-	-	-	-
Grady Minnerath	-	1	1	-/-	-/-	-	-/-	-	-	-	-
Cole Engen	1	-	1	-/-	-/-	-	-/-	-	-	-	-