

Johnnie

2025 OFFICIAL FOOTBALL GAME INFORMATION

ST. OLAF
(4-5, 3-5 MIAC)



Nickname: Oles
Location: Northfield, Minn.
Founded: 1874
Enrollment: 3,124
School Colors: Black and Old Gold
Conference: Minnesota Intercollegiate Athletic (MIAC)
President: Susan Rundell Singer
Interim Athletic Director: Kelly Mahlum
Home Field (Capacity): Klein Field at Manitou (5,000)
Head Coach: James Kilian
St. Olaf Record: 39-40 (Ninth season)
Overall Record: 39-40 (Ninth season)
Record vs. Saint John's: 0-7

AT **NO. 7/8 SAINT JOHN'S**
(8-1, 7-1 MIAC)

NOON
SATURDAY, NOV. 11, 2025
COLLEGEVILLE, MINN.
CLEMENS STADIUM



Nickname: Johnnies
Location: Collegeville, Minn.
Founded: 1857
Enrollment: 1,572
School Colors: Cardinal and Blue
Conference: Minnesota Intercollegiate Athletic (MIAC)
President: Dr. Brian Bruess
Athletic Director: Dan O'Brien
Home Field (Capacity): Clemens Stadium (8,500)
Head Coach: Gary Fasching '81
SJU Record: 118-21 (13th season)
Overall Record: 118-21 (13th season)
Record vs. St. Olaf: 11-0

2025 STATISTICAL COMPARISONS

St. Olaf (NCAA/MIAC)		Saint John's (NCAA/MIAC)
23.6 (149th/6th)	Scoring Offense	49.1 (4th/2nd)
33.7 (190th/7th)	Scoring Defense	7.4 (4th/2nd)
356.3 (113th/5th)	Total Offense	509.2 (6th/1st)
393.8 (184th/6th)	Total Defense	203.8 (7th/1st)
31:22	Avg. Time of Possession	30:01
PASSING		
179.0 (160th/8th)	Passing Offense	366.6 (2nd/1st)
274.9 (225th/8th)	Passing Defense	139.9 (11th/1st)
6	Passing TD's	35
24	Passing TD's Allowed	7
99.7 (214th/10th)	Pass Efficiency	188.1 (7th/1st)
159.0 (213th/8th)	Pass-Efficiency Defense	98.4 (10th/1st)
RUSHING		
177.3 (64th/2nd)	Rushing Offense	142.7 (114th/5th)
118.9 (82nd/5th)	Rushing Defense	63.6 (13th/2nd)
15	Rushing TD's	21
15	Rushing TD's Allowed	1
DEFENSE		
11	Sacks (Total)	28
46	Tackles For Loss (Total)	61
SPECIAL TEAMS		
36 (39.0)	Punts (Avg.)	14 (38.2)
42 (20.1)	Kick Returns (Avg.)	13 (20.0)
17 (5.7)	Punt Returns (Avg.)	20 (11.4)
41.9	Kickoff Coverage (Net Avg.)	40.8
TURNOVERS		
+6 (14/20)	Turnover Margin	+5 (15/10)
6	Interceptions	10
16	Interceptions Thrown	4
8	Fumbles Gained (Defensive)	5
4	Fumbles Lost	6
MISCELLANEOUS		
78.1% (25-32)	Red-Zone Offense	91.1% (51-56)
81.8% (27-33)	Red-Zone Defense	53.3% (8-15)
42.8% (62-145)	3rd-Down Offense	60.0% (51-85)
42.3% (47-111)	3rd-Down Defense	31.3% (40-128)
865 (5 games)	Avg. Home Attendance	7,452 (5 games)

WATCH



STREAM:
MIAC Sports
Network

LISTEN



RADIO: 660
WBHR 95.7

FOLLOW



@johnnieathletics and
@saintjohnsfootball



@Saint John's University
(Minn.) Athletics



@SJUJohnnies and
@SJUFootball



SATURDAY'S REGULAR-SEASON FINALE

Saint John's became the second college football program in Minnesota and the 56th at any level of college football to reach 700 wins with a 70-21 victory over St. Scholastica last Saturday (Nov. 8) in Collegeville. The Johnnies rolled to a 550-228 advantage in total offense, including a 363-43 margin in the first half before the home team pulled its starters. Junior quarterback **Trey Feeney** finished 22 of 30 passing for 294 yards and five touchdowns, three of which went to junior wideout **Riley Schwellenbach** in the second quarter. Schwellenbach caught six passes for 81 yards. A pair of All-Americans in senior tight end **Joey Gendreau** and senior wide receiver **Dylan Wheeler** recorded eight catches and a touchdown each. Gendreau ended with 97 receiving yards to Wheeler's 96. St. Olaf, meanwhile, came out on top in a high-scoring, 41-34 win over Hamline last Saturday in Northfield. Sophomore running back Landon Dillon rushed for a career-high 228 yards on 43 carries for STO, which racked up 467 yards of offense. Hamline gained 403 yards of offense and averaged 7.3 yards per play. In addition to Dillon's big day on the ground, junior quarterback Luke Crosby was an efficient 12 of 15 passing for 179 yards and two touchdowns through the air, while also rushing for a score. Sophomore kicker Ethan Hess connected on field goals of 31 and 44 yards to improve to 14-for-17 on the season and break the Oles' single-season record of made field goals set by Haakon Nelson in 1999 with 13.

THE MIAC SPORTS NETWORK

The MIAC launched the MIAC Sports Network powered by Hudl in August 2023. The MIAC Sports Network is the official streaming home of all MIAC events and championships. The end-to-end digital streaming service is now available on the web (<https://miacsportsnetwork.com/>) along with streaming apps for television and mobile devices, including Android TV, Apple TV, Amazon Fire, Roku (TV), iOS, Android (mobile), and Amazon Fire Tablet.

THE JOHNNIE RADIO NETWORK

Saturday's game can be heard live on WBHR-660 AM across central Minnesota and KDIZ-1570 AM in the Twin Cities. Mark Lewandowski, Bryan Backes and Mike Carr will call all the action, beginning with Johnnies Magazine at 11 a.m. and the pre-game show at 11:30 a.m. The game will also be broadcast on the SJU football website via 660wbhr.com. This is the 28th season SJU football can be heard worldwide over the internet.

-Football Weekly at 7 p.m. Thursday, Nov. 13: linebackers coach **Andy Auger** '95, head coach **Gary Fasching** '81 and junior wide receiver **Riley Schwellenbach** (Woodbury, Minn./East Ridge).

-Johnnies Magazine at 11 a.m. Saturday, Nov. 15: SJU sophomore wrestler **Thomas Holmquist** (Mendota Heights, Minn./St. Thomas Academy) and SJU senior diver **Cody Watts** (St. Cloud, Minn./Tech).

DOWNLOAD THE GO JOHNNIES APP

In August 2021, the Saint John's athletic department launched the Go Johnnies App, which is compatible with both iOS and Android devices. The app provides Johnnie fans easy access to features that include customizable push notifications for each of SJU's 11 varsity sports. The Go Johnnies App is presented by Kensington Bank and is a collaboration between SJU's athletic media relations and sports marketing departments, and From Now On, a fan-engagement software and analytics company (FanX).

LAST WEEK'S LEADERS



#1 TREY FEENEY

Completions/Attempts	22/30
Yards	294
Touchdowns	5
Long	33



#7 MASON DELZER

Attempts	8
Yards	69
Touchdowns	1
Long	15



#0 JOEY GENDREAU

Receptions	8
Yards	97
Touchdowns	1
Long	23



#23 AIDEN McMAHON

Total Tackles	8
TFL/Yards	1.0/1
Sacks/Yards	---
Forced Fumbles	1

THIS WEEK IN JOHNNIE ATHLETICS

FRI.	NOV. 14	SAT.	NOV. 15
HOCKEY SJU at UW-River Falls - 7 p.m. <i>River Falls, Wis. - Hunt Arena</i>		SWIM & DIVE SJU at St. Cloud State - 11 a.m. <i>St. Cloud, Minn. - Helenbeck Aquatic Center</i>	BASKETBALL SJU vs. Simpson - 5 p.m. <i>Collegeville, Minn. - Sexton Arena</i>
BASKETBALL SJU vs. Central (Iowa) - 7 p.m. <i>Collegeville, Minn. - Sexton Arena</i>		FOOTBALL SJU vs. St. Olaf - 12 p.m. <i>Collegeville, Minn. - Clemens Stadium</i>	HOCKEY SJU at UW-Stout - 7 p.m. <i>Menomonie, Wis. - Fanetti Community Center</i>
		CROSS COUNTRY SJU at NCAA North Regional - 12 p.m. <i>Colfax, Wis. - Whitetail G.C.</i>	

JOHNNIE FOOTBALL BY THE NUMBERS

4

NATIONAL CHAMPIONSHIPS

1963 (NAIA), 1965 (NAIA), 1976, 2003

Saint John's won is one of 10 active football programs to have won more than one national championship at the Division III level.

33

POSTSEASON APPEARANCES

1963, 1965, 1969, 1976, 1977, 1982, 1985, 1987, 1989, 1991, 1993, 1994, 1996, 1998, 1999, 2000, 2001, 2002, 2003, 2005, 2006, 2007, 2008, 2009, 2014, 2015, 2016, 2017, 2018, 2019, 2021, 2022, 2024

37

MIAC CHAMPIONSHIPS

1932, 1935, 1936, 1938, 1953, 1962, 1963, 1965, 1971, 1974, 1975, 1976, 1977, 1979, 1982, 1985, 1989, 1991, 1993, 1994, 1995, 1996, 1998, 1999, 2001, 2002, 2003, 2005, 2006, 2008, 2009, 2014, 2018, 2019, 2021, 2022, 2024

38

ACADEMIC ALL-AMERICANS

25 seasons with at least one Academic All-American
Seven seasons with two or more Academic All-Americans
Two Academic All-Americans of the Year (Chris Palmer, 1995; Aaron Syverson, 2024)

154

ALL-AMERICANS

A total of 29 players have earned more than one All-America award, and SJU has had more than one All-American in 40 seasons and 24 seasons with three selections or more.

2025 SCHEDULE/RESULTS

Saint John's (8-1, 7-1 MIAC)		
Sept. 13	MINNESOTA-MORRIS (Blake Elliott Day)	W, 49-0
Sept. 20	at Hamline*	W, 59-0
Sept. 27	AUGSBURG* (Homecoming)	W, 63-0
Oct. 4	at Bethel*	L, 10-17
Oct. 11	MACALESTER*	W, 70-0
Oct. 18	at Concordia*	W, 41-6
Oct. 25	CARLETON* (Family Weekend)	W, 49-10
Nov. 1	at Gustavus Adolphus*	W, 31-13
Nov. 8	ST. SCHOLASTICA*	W, 70-21
Nov. 15	ST. OLAF*	Noon

*denotes an MIAC game

Saint John's Football History

**as of Nov. 8*

First Season	1900 (113th season)
All-Time Record	700-259-24 (.724)
All-Time MIAC Record	508-182-22 (.729)
All-Time Home Record	373-102-13 (.777)
All-Time Postseason Record	50-28 (.641)
NCAA Postseason Record	45-27 (.625)
All-Americans	154
Academic All-Americans	38
All-MIAC First-Team Selections	478

4 National Championships

1963 (NAIA), 1965 (NAIA), 1976, 2003

37 MIAC Championships

1932, 1935, 1936, 1938, 1953, 1962, 1963, 1965, 1971, 1974, 1975, 1976, 1977, 1979, 1982, 1985, 1989, 1991, 1993, 1994, 1995, 1996, 1998, 1999, 2001, 2002, 2003, 2005, 2006, 2008, 2009, 2014, 2018, 2019, 2021, 2022, 2024

33 Postseason Appearances

1963, 1965, 1969, 1976, 1977, 1982, 1985, 1987, 1989, 1991, 1993, 1994, 1996, 1998, 1999, 2000, 2001, 2002, 2003, 2005, 2006, 2007, 2008, 2009, 2014, 2015, 2016, 2017, 2018, 2019, 2021, 2022, 2024

29 NCAA Division III Playoff Appearances

1976, 1977, 1985, 1987, 1989, 1991, 1993, 1994, 1996, 1998, 1999, 2000, 2001, 2002, 2003, 2005, 2006, 2007, 2008, 2009, 2014, 2015, 2016, 2017, 2018, 2019, 2021, 2022, 2024

10 Undefeated Seasons

1901, 1905, 1932, 1935, 1944, 1962, 1963, 1965, 1976, 2003

26 Seasons of 10+ Wins

1963, 1965, 1976, 1989, 1991, 1993, 1994, 1996, 1998, 1999, 2000, 2001, 2002, 2003, 2005, 2006, 2007, 2009, 2014, 2015, 2016, 2018, 2019, 2021, 2022, 2024

20 Seasons of Leading Division III Attendance (Game Avg.)

1988, 1993, 1995, 1996, 1998, 2001, 2002, 2003, 2004, 2005, 2006, 2007, 2008, 2009, 2010, 2012, 2013, 2014, 2015, 2016

MEDIA CONTACTS

Saint John's - Ryan Klinkner, Director of Athletic Communications
320-363-3127 | rklinkner@csbsju.edu | gojohnnies.com

Jordan Modjeski, Assistant Director of Athletic Communications
320-363-3127 | jmodjeski@csbsju.edu | gojohnnies.com

Twitter: @SJUJohnnies | Instagram: @johnnieathletics

St. Olaf - Michael Abdella, Assistant Athletic Director for Strategic Communications | 507-786-2194 | abdellam@stolaf.edu | athletics.stolaf.edu

Twitter: @StOlafAthletics | Instagram: @StOlafAthletics

Johnnies

2025 SAINT JOHN'S FOOTBALL • @SJUJOHNNIES • @SJUFOOTBALL • A TRADITION UNRIVALED

2

2025 OPPONENT SCHEDULES



MINNESOTA-MORRIS

Blake Elliott Day
Sept. 13, 2025 | 1 p.m.
Clemens Stadium | Collegeville, Minn.

2025 SCHEDULE/RESULTS

Sept. 6	at Concordia-Chicago	L, 16-17
Sept. 13	at Saint John's	L, 0-49
Sept. 20	at Crown	L, 20-30
Oct. 4	MARTIN LUTHER	W, 35-28
Oct. 11	at Westminster (Mo.)	W, 30-27
Oct. 18	NORTHWESTERN	L, 3-21
Oct. 25	at Greenville (Ill.)	L, 20-27
Nov. 1	CROWN	L, 15-34
Nov. 8	WESTMINSTER (Mo.)	W, 14-7
Nov. 15	at Martin Luther	1 p.m.

2025 Record: 3-6 (3-3 UMAC)



HAMLIN

Sept. 20, 2025 | 1 p.m.
Klas Field | St. Paul, Minn.

2025 SCHEDULE/RESULTS

Sept. 6	CROWN	W, 28-21
Sept. 20	SAINT JOHN'S	L, 0-59
Sept. 27	BETHEL	L, 12-62
Oct. 4	at Macalester	L, 0-29
Oct. 11	CONCORDIA	L, 12-58
Oct. 18	at Carleton	L, 14-63
Oct. 25	GUSTAVUS ADOLPHUS	L, 9-63
Nov. 1	at St. Scholastica	L, 18-49
Nov. 8	at St. Olaf	L, 34-41
Nov. 15	at Augsburg	Noon

2025 Record: 1-8 (0-8 MIAC)



AUGSBURG

Homecoming
Sept. 27, 2025 | 1 p.m.
Clemens Stadium | Collegeville, Minn.

2025 SCHEDULE/RESULTS

Sept. 4	at Valley City State (N.D.)	L, 0-27
Sept. 20	at St. Scholastica	W, 30-23
Sept. 27	at Saint John's	L, 0-63
Oct. 4	ST. OLAF	W, 44-13
Oct. 11	BETHEL	L, 7-56
Oct. 18	at Macalester	W, 32-21
Oct. 25	CONCORDIA	L, 7-26
Nov. 1	at Carleton	L, 17-48
Nov. 8	GUSTAVUS ADOLPHUS	L, 10-31
Nov. 15	HAMLIN	Noon

2025 Record: 3-6 (3-5 MIAC)



BETHEL

Oct. 4, 2025 | 1 p.m.
Royal Stadium | Arden Hills, Minn.

2025 SCHEDULE/RESULTS

Sept. 13	NORTHWESTERN	W, 50-3
Sept. 20	at Gustavus Adolphus	W, 41-7
Sept. 27	at Hamline	W, 62-12
Oct. 4	SAINT JOHN'S	W, 17-10
Oct. 11	at Augsburg	W, 56-7
Oct. 18	ST. OLAF	W, 64-10
Oct. 25	MACALESTER	W, 53-0
Nov. 1	at Concordia	W, 55-9
Nov. 8	CARLETON	W, 49-7
Nov. 15	at St. Scholastica	1 p.m.

2025 Record: 9-0 (8-0 MIAC)



MACALESTER

Oct. 11, 2025 | 1 p.m.
Clemens Stadium | Collegeville, Minn.

2025 SCHEDULE/RESULTS

Sept. 6	at Grinnell (Iowa)	W, 20-15
Sept. 20	at Carleton	L, 7-51
Sept. 27	at St. Scholastica	L, 34-37 (20T)
Oct. 4	HAMLIN	W, 29-0
Oct. 11	at Saint John's	L, 0-70
Oct. 18	AUGSBURG	L, 21-32
Oct. 25	at Bethel	L, 0-53
Nov. 1	ST. OLAF	W, 27-6
Nov. 8	CONCORDIA	L, 14-17
Nov. 15	at Gustavus Adolphus	Noon

2025 Record: 3-6 (2-6 MIAC)



CONCORDIA

Oct. 18, 2025 | 1 p.m.
Jake Christiansen Stadium | Moorhead, Minn.

2025 SCHEDULE/RESULTS

Sept. 6	MAYVILLE STATE (N.D.)	W, 17-6
Sept. 20	at St. Olaf	L, 16-17
Sept. 27	GUSTAVUS ADOLPHUS	W, 14-13
Oct. 4	ST. SCHOLASTICA	W, 49-21
Oct. 11	at Hamline	W, 58-12
Oct. 18	SAINT JOHN'S	L, 6-41
Oct. 25	at Augsburg	W, 26-7
Nov. 1	BETHEL	L, 9-55
Nov. 8	at Macalester	W, 17-14
Nov. 15	at Carleton	Noon

2025 Record: 6-3 (5-3 MIAC)



CARLETON

Family Weekend
Oct. 25, 2025 | 1 p.m.
Clemens Stadium | Collegeville, Minn.

2025 SCHEDULE/RESULTS

Sept. 6	at UW-Whitewater	L, 14-45
Sept. 20	MACALESTER	W, 51-7
Sept. 27	ST. OLAF	W, 35-28
Oct. 4	at Gustavus Adolphus	W, 45-28
Oct. 11	at St. Scholastica	W, 41-14
Oct. 18	HAMLIN	W, 63-14
Oct. 25	at Saint John's	L, 10-49
Nov. 1	AUGSBURG	W, 48-17
Nov. 8	at Bethel	L, 7-49
Nov. 15	CONCORDIA	Noon

2025 Record: 6-3 (6-2 MIAC)



GUSTAVUS ADOLPHUS

Nov. 1, 2025 | 1 p.m.
Hollingsworth Field | St. Peter, Minn.

2025 SCHEDULE/RESULTS

Sept. 6	at Whitworth (Wash.)	L, 10-23
Sept. 20	BETHEL	L, 7-41
Sept. 27	at Concordia	L, 13-14
Oct. 4	CARLETON	L, 28-45
Oct. 11	at St. Olaf	W, 35-21
Oct. 18	ST. SCHOLASTICA	W, 45-6
Oct. 25	at Hamline	W, 63-9
Nov. 1	SAINT JOHN'S	L, 13-31
Nov. 8	at Augsburg	W, 31-10
Nov. 15	MACALESTER	Noon

2025 Record: 4-5 (4-4 MIAC)



ST. SCHOLASTICA

Nov. 8, 2025 | Noon
Clemens Stadium | Collegeville, Minn.

2025 SCHEDULE/RESULTS

Sept. 6	at Wisconsin Lutheran	W, 41-27
Sept. 20	AUGSBURG	L, 23-30
Sept. 27	MACALESTER	W, 37-34 (20T)
Oct. 4	at Concordia	L, 21-49
Oct. 11	CARLETON	L, 14-41
Oct. 18	at Gustavus Adolphus	L, 6-45
Oct. 25	at St. Olaf	L, 41-44
Nov. 1	HAMLIN	W, 49-18
Nov. 8	at Saint John's	L, 21-70
Nov. 15	BETHEL	1 p.m.

2025 Record: 3-6 (2-6 MIAC)



ST. OLAF

Nov. 15, 2025 | Noon
Clemens Stadium | Collegeville, Minn.

2025 SCHEDULE/RESULTS

Sept. 6	NORTHWESTERN	W, 32-7
Sept. 20	CONCORDIA	W, 17-16
Sept. 27	at Carleton	L, 28-35
Oct. 4	at Augsburg	L, 13-44
Oct. 11	GUSTAVUS ADOLPHUS	L, 21-35
Oct. 18	at Bethel	L, 10-64
Oct. 25	ST. SCHOLASTICA	W, 44-41
Nov. 1	at Macalester	L, 27-6
Nov. 8	HAMLIN	W, 41-34
Nov. 15	at Saint John's	Noon

2025 Record: 4-5 (3-5 MIAC)

SJU vs. 2025'S OPPONENTS

Opponent	Result/Time	Series	Home	Away	Neut.	First	Last	Streak
Minnesota-Morris	W, 49-0	SJU, 3-2-1	2-0-1	1-2	0-0	1968	2025	W1
at Hamline	W, 59-0	SJU, 63-23-3	36-8-2	26-15-1	1-0	1908	2025	W26
Augsburg	W, 63-0	SJU, 75-9-2	38-5	36-4-2	1-0	1926	2025	W12
at Bethel	L, 10-17	SJU, 38-11	22-3	15-8	1-0	1978	2025	L1
Macalester	W, 70-0	SJU, 55-17-4	27-7-3	25-10-1	3-0	1909	2025	W16
at Concordia	W, 41-6	SJU, 52-34-6	25-15-4	23-18-1	4-1-1	1923	2025	W6
Carleton	W, 49-10	SJU, 42-0	21-0	18-0	3-0	1923	2025	W42
at Gustavus Adolphus	W, 31-13	SJU, 55-33-3	29-11-1	23-21-2	3-1	1923	2025	W2
St. Scholastica	W, 70-21	SJU, 8-0	6-0	2-0	0-0	2014	2025	W8
St. Olaf	Noon	SJU, 48-14-1	24-8	24-6-1	0-0	1922	2024	W11

439-143-20 (.745)



JOEY G. ON THE TE LISTS

JOEY GENDREAU

TE | 6-3 | 230 | Sr.

Shorewood, Minn./Minnetonka

Senior tight end **Joey Gendreau** (Shorewood, Minn./Minnetonka) caught eight passes with a touchdown on Saturday (Nov. 8) vs. St. Scholastica and was three yards shy of his fifth 100-yard receiving game this season.

Gendreau has been named to the D3football.com National Team of the Week three times this season, most recently on Oct. 14 after he recorded six receptions for 115 yards and four touchdowns in SJU's 70-0 win over Macalester on Oct. 11.

Gendreau is currently second on SJU's tight ends list with 155 career receptions and 2,041 receiving yards. His score on Saturday propelled him into a tie with **Nate Kirschner** '01 with 19 touchdowns. He is just 56 yards away from the record of three-time All-American tight end **Alex Larson** '23 and is averaging 96.1 yards per game in 2025 with one game remaining in the regular season.

Gendreau also worked his way onto the overall receiving career receiving rankings (all positions) and is 12th behind Larson and current teammate **Dylan Wheeler** (St. Paul, Minn./Mounds View).

The 2024 All-American currently leads the Johnnies in yards (865) and is second in catches (63) and touchdowns (8). He earned his first D3football.com National Team of the Week honor on Sept. 16 following an eight-catch, 124-yard performance in the Johnnies' 49-0 win over Minnesota-Morris and a second time after recording career highs in catches (10) and receiving yards (166) in SJU's 63-0 win over Augsburg.

A D3football.com All-America fourth-team selection in 2024, Gendreau was third on the team in catches (63), receiving yards (810) and receiving touchdowns (5) last season. Gendreau led MIAC tight ends in receptions (43), tied for first with four receiving touchdowns and was second with 500 receiving yards in league play.

All-Time SJU Receptions by a Tight End

Rk.	Rec.	Name	Seasons
1.	171	Alex Larson	2019-23
2.	155	Joey Gendreau	2022-current

All-Time SJU Receiving Yards by a Tight End

Rk.	Yds.	Name	Seasons
1.	2,097	Alex Larson	2019-23
2.	2,041	Joey Gendreau	2022-current

All-Time SJU Receiving Touchdowns by a Tight End

Rk.	TDs	Name	Seasons
1.	30	Alex Larson	2019-23
2.	19	Joey Gendreau	2022-current
2.	19	Nate Kirschner	1997-00

All-Time SJU Receiving Yards (Overall)

Rk.	Yds.	Name	Seasons
1.	4,826	Blake Elliott	2000-03
2.	3,162	Chris Palmer	1992-95
3.	3,096	Adam Herbst	1995-98
4.	2,871	Dylan Wheeler	2022-current
5.	2,676	Josh Bungum	2012-15
6.	2,584	Todd Fultz	1988-90
7.	2,542	Jeremy Loretz	1991-94
8.	2,357	Kyle Gearman	2004-06
9.	2,350	Ravi Alston	2018-21
10.	2,241	Lee Clintsman	2001-04
11.	2,097	Alex Larson	2019-23
12.	2,041	Joey Gendreau	2022-current



FREE WHEELING

DYLAN WHEELER

WR | 6-2 | 195 | Sr.

St. Paul, Minn./Mounds View

A 2024 consensus All-American – American Football Coaches Association (AFCA) first team, Associated Press first team, D3football.com third team, Walter Camp first team – senior wide receiver **Dylan Wheeler** ended the 2024 season second in NCAA Division III in receiving touchdowns (21), eighth in total points scored (126) and total touchdowns (21), 14th in receptions per game (7.3) and 15th in scoring (10.5 ppg.). He recorded over 100 receiving yards in seven of his team's 12 games and led SJU in receptions (88) and receiving touchdowns (21), and finished second with 1,164 receiving yards.

The 21 receiving touchdowns were second-most in program history, one behind the record of 22 set by **Blake Elliott** '03 – a 2025 College Football Hall of Fame inductee – in 2002, while the catches ranked third and the receiving yards were 10th. Wheeler is currently second in program history in receiving touchdowns (44), third in 100-yard receiving games (14) and receptions (218) and fourth in receiving yards (2,871).

Wheeler collected his seventh game with three receiving touchdowns Oct. 25 vs. Carleton. No Johnnie has tallied more 3+ touchdown-reception games than Wheeler. He also eclipsed 100 receiving yards for the 14th time of his career at Gustavus Adolphus.

All-Time SJU Receptions

Rk.	Rec.	Name	Seasons
1.	369	Blake Elliott	2000-03
2.	218	Dylan Wheeler	2022-current

All-Time SJU Receiving Yards

Rk.	Yds.	Name	Seasons
1.	4,826	Blake Elliott	2000-03
2.	3,162	Chris Palmer	1992-95
3.	3,096	Adam Herbst	1995-98
4.	2,871	Dylan Wheeler	2022-current

All-Time SJU Receiving Touchdowns

Rk.	TDs	Name	Seasons
1.	63	Blake Elliott	2000-03
2.	44	Dylan Wheeler	2022-current

All-Time SJU 100-Yard Receiving Games

Rk.	Gms.	Name	Seasons
1.	22	Blake Elliott	2000-03
2.	15	Chris Palmer	1992-95
3.	14	Dylan Wheeler	2022-current

NCAA INDIVIDUAL LEADERS

A number of Johnnies sit among the top statistical ranks of NCAA Division III football this season. Junior quarterback **Trey Feeney** (Moorhead, Minn.) is second in completion percentage (.764), seventh in passing efficiency (189.2) and 10th in passing touchdowns (27). Sophomore wide receiver **Carson Hegerle** (West Fargo, N.D.) is one of 83 players to return a punt for a touchdown, which ranks him eighth overall. Hegerle's 13.1 yards per punt return also ranks 13th in DIII. Senior wide receiver **Dylan Wheeler** is eighth in the nation with 13 receiving touchdowns and senior defensive lineman **Zach Frank** (Lino Lakes, Minn./Centennial) ranks sixth in sacks per game (1.28).


Wheeler's 44 career receiving touchdowns are the third-most of any NCAA college football player (FBS, FCS, DII and DIII) and rank the 18th-most when considering touchdowns of all kinds. Senior tight end **Joey Gendreau** has the third-most career yards (2,041) among NCAA TEs and is third in total touchdowns (18). Frank is fifth in solo sacks (25.0) among DIII players and 13th overall, and sixth in total DIII sacks and 15th among all defensive players.

NCAA TEAM STATS

As a team, Saint John's football is ranked in the top 10 of 13 different NCAA Division III statistics, including eight in the top five. SJU is first in third down conversions (.600) and tackles for loss allowed (2.23/g). The Johnnies are second in passing offense (366.6 ypg), third in completion percentage (.743), fourth in scoring defense (7.4 ppg) and scoring offense (49.1 ppg) and fifth in red zone defense (0.533) and sacks allowed (0.56).

TWIN TARGETS

Senior wide receiver **Dylan Wheeler** and senior tight end **Joey Gendreau** entered last Saturday's game vs. St. Scholastica (Nov. 8) in a tie for the team lead in receiving yards with 768. The tandem each caught a first-half touchdown vs. the Saints - Wheeler a 14-yard catch-and-run and Gendreau a 10-yard push to the end zone. Gendreau finished the game as the team's receiving leader - which would traditionally separate him from Wheeler in the stat report - but his classmate was just behind him, catching the same number of passes (8) for just one less yard (97 vs. 96). Gendreau's long was 23 and Wheeler's 19. The duo accounts for 52.5 percent (132) of the Johnnies' total receptions, 52.4 percent (1,729) of the team's total receiving yards and 60 percent (21) of SJU's total touchdowns.



MORE SACKS FOR ZACH

ZACH FRANK
DL | 6-3 | 270 | Sr.
Lino Lakes, Minn./Centennial

Senior defensive lineman **Zach Frank** sacked St. Scholastica quarterback Donald West twice for a loss of 11 yards last Saturday (Nov. 8) in Collegeville. Frank added three tackles (two solo) and a quarterback hurries to his stat line and was a part of a Johnnie defense that held CSS to 228 yards of offense. Frank has a MIAC-leading 11.5 sacks for 74 yards this season, which enabled him to move into fifth on the Johnnies' all-time sack list with 27.0 in his career. He passed **Steve O'Toole** '92 and now shares fifth with **Nathan Brinker** '19. His 11.5 sacks this season are tied for 10th in the Johnnie record books.

Frank surpassed the 100-tackle plateau on Nov. 1 at Gustavus and now has 105 in his career. He recently reached the tackle for loss leaderboard, now with 37.5 in his career. He's three behind now-coach **Damien Dumonceaux** '05 and passed **Kyle Schroeder** '11 last weekend.

All-Time SJU Quarterback Sacks			
Rk.	Yds.	Name	Seasons
1.	41.0	Jeremy Hood	2000-03
2.	39.0	Jim Wagner	1991-94
3.	34.0	Kevin McNamara	2003-06
4.	29.5	Brian Zirbes	1997-00
15.	27.0	Zach Frank	2021-current
t5.	27.0	Nathan Brinker	2015-18

All-Time SJU Tackles For Loss			
Rk.	Yds.	Name	Seasons
1.	62.5	Jeremy Hood	2000-03
2.	58.0	Jim Wagner	1991-94
3.	54.5	Kevin McNamara	2003-06
4.	51.0	Nathan Brinker	2015-18
5.	50.0	Brandon Novak	1996-99
6.	42.0	Cam McCambridge	1999-03
7.	41.5	Nick Gunderson	2005-09
8.	40.5	Damien Dumonceaux	2002-05
9.	37.5	Zach Frank	2021-current

A NOON START ON NOV. 15

Last Saturday's (Nov. 8) game was the first this fall to regularly kick off at noon, with the change made to accommodate Daylight Savings Time. This change was adopted by MIAC membership to match the NCAA Playoffs' start time and provide teams with an extra hour of sunlight for late-season games. Teams may elect to kick off later if playing at a venue with game-appropriate lights. Saturday's (Nov. 15) game vs. St. Olaf in Collegeville will kick off at noon.

RUSH ROTATION

For the third week in a row, SJU's ground attack was led by a different player as the Johnnie running back corps has been plagued by injury this season. Junior **Corey Bohmert** (Mahtomedi, Minn.) has been out since game four at Bethel (Oct. 4), All-MIAC running back senior **Caden Wheeler** (Andover, Minn.) - who battled back from a gruesome ankle injury that ended his 2024 campaign - left Nov. 1's game at Gustavus early with five carries and nine yards. Both injuries made room for sophomores **Wyatt McCabe** (Mayer, Minn.) and **Maverick Harper** (Lino Lakes, Minn./Centennial) in the lineup.

Harper led the ground game at Gustavus, finishing with 41 yards on 14 carries - many of which came at crucial points of play. Two more sophomores broke their way into the lineup last Saturday - **Mason Delzer** (Spicer, Minn./New London-Spicer) and **Logan Eisele** (Becker, Minn.) - as well as freshman **Sedrick Melvin Jr.** (Homestead, Fla./South Dade).

Delzer led eight rushers with 68 yards on eight carries. Melvin Jr. had 33 on three attempts and Eisele totaled 25 on five. Both Eisele and Delzer reached the end zone, while Harper scored a pair of touchdowns.



ALL RILED UP

RILEY SCHWELLENBACH
WR | 5-9 | 160 | Jr.
Woodbury, Minn./East Ridge

Junior wide receiver **Riley Schwellenbach** (Woodbury, Minn./East Ridge) posted the second multi-touchdown game of his career, catching a trio of passes in the second quarter against St. Scholastica last Saturday. Schwellenbach, who is also a member of the SJU baseball team, hauled in six passes for 81 yards with a long of 26.

Schwellenbach collected the second 100-yard game of his career at Hamline on Sept. 20. He caught five passes for 140 yards. His five receptions were 24, 53, 19, 24 and 20 - all but one covered 20 yards or more. His three touchdown grabs were below 15 yards (3, 13 and 12). His other three receptions were of 26, 8 and 13 yards. His 16.8 yards per catch lead the Johnnie starting receivers this season and his 654 total yards rank third.

WIN 700

The Johnnies' 2014 NCAA Division III playoff win over St. Scholastica enabled SJU to become the second college football program in Minnesota to reach 600 all-time victories. SJU began the 2025 season 49 wins shy of Division I Minnesota, despite playing 28 fewer seasons.

Last Saturday's (Nov. 8) 70-21 victory over St. Scholastica enabled SJU to become just the 56th college football team (any level) to achieve the feat and the sixth in Division III.

Most Wins in Minnesota College Football History (as of Nov. 8, 2025)					
School	W	L	T	Pct.	Seasons
1. Minnesota	747	551	44	.573	142
2. Saint John's	700	259	24	.724	114
3. St. Thomas	657	366	32	.637	120
4. Minnesota-Duluth	578	286	24	.664	92
5. Concordia-Moorhead	565	330	38	.627	107
6. Gustavus Adolphus	539	382	21	.583	110
7. MSU-Mankato	525	405	27	.562	99
8. Carleton	513	508	25	.502	130
9. St. Olaf	490	417	20	.539	107
10. Winona State	485	523	32	.481	124

Most Wins in NCAA Division III Football History (as of Nov. 8, 2025)					
School	W	L	T	Pct.	Seasons
1. Mount Union	874	392	38	.684	128
2. Wittenberg	808	384	31	.673	131
3. Washington & Jefferson	797	407	40	.656	133
4. Widener	732	453	39	.614	145
5. Wabash	725	404	59	.635	138
6. Saint John's	700	259	24	.724	114

SJU's Milestone Wins				
Date	Win	Coach	Opponent	Result
Sept. 10, 1949	100th	Joe Benda	vs. Bemidji State	W, 20-7
Dec. 11, 1965	200th	John Gagliardi	vs. Linfield (Ore.)*	W, 33-0
Oct. 3, 1981	300th	John Gagliardi	at Hamline	W, 31-19
Nov. 27, 1993	400th	John Gagliardi	at UW-La Crosse*	W, 47-25
Oct. 18, 2003	500th	John Gagliardi	vs. Augsburg	W, 63-9
Nov. 22, 2014	600th	Gary Fasching	vs. St. Scholastica*	W, 35-7
Nov. 8, 2025	700th	Gary Fasching	vs. St. Scholastica	W, 70-21

* denotes NCAA playoff game

IN THE MIAC

2025 MIAC Standings

	MIAC	PF	PA	OVERALL	PF	PA
Bethel	8-0	397	62	9-0	447	65
Saint John's	7-1	393	67	8-1	442	67
Carleton	6-2	300	206	6-3	314	251
Concordia	5-3	195	180	6-3	212	186
Gustavus Adolphus	4-4	235	177	4-5	245	200
Augsburg	3-5	147	281	3-6	147	308
St. Olaf	3-5	180	296	4-5	212	303
Macalester	2-6	132	266	3-6	152	281
St. Scholastica	2-6	212	331	3-6	253	358
Hamline	0-8	99	424	1-8	127	445

RECENT SCORES

Saturday, Oct. 25, 2025

Concordia 26 at Augsburg 7	Minneapolis, Minn.	Edor Nelson Field
Carleton 10 at No. 11 Saint John's 49	Collegeville, Minn.	Clemens Stadium
Macalester 0 at No. 5/6 Bethel 53	Arden Hills, Minn.	Royal Stadium
St. Scholastica 41 at St. Olaf 44	Northfield, Minn.	Klein Field at Manitou
Gustavus Adolphus 63 at Hamline 9	St. Paul, Minn.	Klas Field

Saturday, Nov. 1, 2025

No. 10/11 Saint John's 31 at Gustavus Adolphus 13	St. Peter, Minn.	Hollingsworth Field
No. 4/6 Bethel 55 at Concordia 9	Moorhead, Minn.	Jake Christiansen Stadium
Augsburg 17 at Carleton 48	Northfield, Minn.	Laird Stadium
Hamline 18 at St. Scholastica 49	Duluth, Minn.	Walt Hunting Stadium
St. Olaf 6 at Macalester 27	St. Paul, Minn.	Macalester Stadium

Saturday, Nov. 8, 2025

St. Scholastica 21 at No. 9/10 Saint John's 70	Collegeville, Minn.	Clemens Stadium
Hamline 34 at St. Olaf 41	Northfield, Minn.	Klein Field at Manitou
Concordia 17 at Macalester 14	St. Paul, Minn.	Macalester Stadium
Gustavus Adolphus 31 at Augsburg 10	Minneapolis, Minn.	Edor Nelson Field
Carleton 7 at No. 4/6 Bethel 49	Arden Hills, Minn.	Royal Stadium

UPCOMING GAMES

Friday, Nov. 14, 2025

Hamline at Augsburg	7:30 p.m.	Minneapolis, Minn.	Edor Nelson Field
---------------------	-----------	--------------------	-------------------

Saturday, Nov. 15, 2025

St. Olaf at No. 7/8 Saint John's	12 p.m.	Collegeville, Minn.	Clemens Stadium
Concordia at Carleton	12 p.m.	Northfield, Minn.	Laird Stadium
Macalester at Gustavus Adolphus	12 p.m.	St. Peter, Minn.	Hollingsworth Field
No. 4/5 Bethel at St. Scholastica	1 p.m.	Duluth, Minn.	Walt Hunting Stadium

RETURNING ALL-MIAC PLAYERS

OFFENSE

POS.		YR.	HOMETOWN/H.S.	PREVIOUS SELECTIONS
QB	Cooper Drews	Bethel	Jr. Princeton, Minn.	--
RB	Caden Wheeler	Saint John's	Sr. Andover, Minn.	--
WR	Tyler Dimond	Carleton	Sr. North Grafton, Mass. Grafton	--
WR	Dawson Schaffer	Hamline	Sr. Kindred, N.D.	--
WR	Dylan Wheeler	Saint John's	Sr. St. Paul, Minn. Mounds View	2023 (HM)
WR	Tyrone Wilson	Augsburg	Sr. Ellendale, Minn.	--
TE	Joey Gendreau	Saint John's	Sr. Shorewood, Minn. Minnetonka	--
OL	Jaeger Ash	Bethel	Jr. Milaca, Minn.	--
OL	Sam Dioszeghy	Concordia	Jr. Mound, Minn. Mound Westonka	--
OL	Johnathan Hartwig	St. Olaf	Sr. Hudson, Wis.	--
OL	Isaiah Ward	Bethel	Sr. Centerville, Minn.	2023

DEFENSE

POS.		YR.	HOMETOWN/H.S.	PREVIOUS SELECTIONS
DL	Noah Barrett	St. Olaf	Sr. Stratford, Wis.	--
DL	Zach Frank	Saint John's	Sr. Lino Lakes, Minn. Centennial	2023
DL	Landon Gallagher	Saint John's	Sr. Murrieta, Calif. Vista Murrieta	--
DL	Max Olson	Gustavus Adolphus	Jr. Trimont, Minn. Martin County West	--
LB	Taylor Glynn	Bethel	Sr. Grand Meadow, Minn.	2023
LB	Aiden McMahon	Saint John's	Jr. Maple Grove, Minn.	--
LB	Jaiden Musse	Concordia	Sr. Naples, Fla. Lely	2023 (HM)
DB	Westin Hoyt	Saint John's	So. Forest Lake, Minn.	--
DB	Blake Simonson	Saint John's	Sr. Waconia, Minn.	--
DB	Devin Williams	Bethel	Sr. Fridley, Minn.	2022 2023

SPECIAL TEAMS

NONE

MIAC LEADERS

The Johnnies led the MIAC in total offense (523.1 ypg.) - for the sixth-consecutive season - and passing offense (384.8 ypg.) for the second-straight year in conference play in 2024. The 384.8 passing yards per game were a new program record, surpassing last year's 375.6 yards per MIAC game. SJU's defense tied with Bethel for the conference lead in scoring offense (14.6 ppg.) and finished second the other three main statistics in conference play: total defense (259.6 ypg.), rushing defense (55.1 ypg.) and passing defense (204.5 ypg.).

MIAC STAT LEADERS

PASSING

		GP	YDS	TD	AVG/G
Jack Curtis	Carleton	9	2,776	26	308.4
Cooper Drews	Bethel	9	2,415	31	268.3
Trey Feeney	Saint John's	9	2,367	27	263.0

RUSHING

		GP	ATT	YDS	TD	AVG/G
Jevon Williams	St. Scholastica	7	137	806	9	115.1
Mason Hughes	Concordia	9	145	721	5	80.1
Taye Manns	Bethel	9	123	689	11	76.6

RECEIVING

		GP	REC	YDS	TD	AVG/G
Albert Rundell	Bethel	9	92	1,279	15	142.1
Tyrone Wilson	Augsburg	9	74	924	8	102.7
Joey Gendreau	Saint John's	9	63	865	8	96.1

ALL PURPOSE

		GP	RUSH	RCV	RET	YDS
Albert Rundell	Bethel	9	4	1,279	0	1,283
Jevon Williams	St. Scholastica	7	806	248	84	1,138
Tyrone Wilson	Augsburg	9	15	924	30	969

TACKLES

		GP	SOLO	AST	TOT	AVG/G
RJ Chakolis	Augsburg	9	44	53	97	10.8
Austin Mundt	St. Scholastica	8	55	34	89	11.1
Owen Detmer	Carleton	9	40	40	80	8.9

SACKS

		GP	SOLO	AST	YDS	AVG/G
Zach Frank	Saint John's	9	11	1	74	1.28
Phil Conant	Bethel	9	4	6	46	.78
Spencer Goetz	Carleton	9	6	1	40	.72

PASS DEFENSE

		GP	BRUP	INT	YDS	TOT
Jay Green	Macalester	9	8	3	6	11
Nick Colyer	Bethel	9	6	4	3	10
Kyle Mages	Concordia	9	6	4	44	10

KICK RETURNS

		GP	NO	YDS	LONG	AVG/RET
Andrew Burgess	St. Scholastica	9	27	513	48	19.0
Alec Mahoney	St. Olaf	8	22	473	42	21.5
Jay Green	Macalester	9	19	427	42	22.5

PUNT RETURNS

		GP	NO	YDS	LONG	AVG/RET
Carson Hegerle	Saint John's	8	15	184	57	12.3
Devin Williams	Bethel	9	16	193	34	12.1
Eric Cockhill	Concordia	9	15	125	25	8.3

PUNTING

		GP	NO	YDS	LONG	AVG/P
Nathan Wangenstein	Augsburg	9	49	1,758	63	35.9
Owen Forsythe	Gustavus Adolphus	9	46	1,723	54	37.5
Mitchell Druley	Concordia	9	46	1,716	67	37.3

FIELD GOALS

		GP	MADE	ATT	PCT	LONG
Ethan Hess	St. Olaf	9	14	17	.824	44
Zach Bengston	Bethel	9	8	10	.800	38
Jacob Andrews	St. Scholastica	9	6	19	.600	42

SERIES HISTORY

Saturday's game is the 64th meeting between Saint John's and St. Olaf on the football field. The Johnnies are 48-14-1 all-time against the Oles, including a 24-8 record in Collegeville and a 32-5 record overall since 1986. All five SJU losses since 1986 were decided by three points or less. The Johnnies have out-scored STO by a 526-70 margin over the last 11 meetings since their 38-35 loss on Sept. 29, 2012.

SERIES NOTES

Series Record: SJU leads, 48-14-1 (Current Streak: SJU, 11)
at Saint John's: SJU leads, 24-8 (Current Streak: SJU, 5)
at St. Olaf: SJU leads, 24-6-1 (Current Streak: SJU, 9)
Neutral: N/A

Last Saint John's Win: Nov. 9, 2024 (55-6)

Last St. Olaf Win: Sept. 29, 2012 (38-35)

Largest Margin of a Saint John's Victory: 61 (1993)

Largest Margin of a St. Olaf Victory: 82 (1930)

SERIES' TOP PERFORMANCES (BY YARDAGE)

Rushing: **SJU**, Jay Conzemius, 12-197-3 TD (Oct. 26, 1991)
STO, Manuel Spreigl, 32-119-1 TD (Sept. 15, 2001)

Passing: **SJU**, Jackson Erdmann, 25-36-496-4 TD (Oct. 26, 2019)
STO, Dan Dobson, 32-39-389-5 TD (Sept. 29, 2012)

Receiving: **SJU**, Marselio Mendez, 9-180-3 TD (Nov. 9, 2024)
STO, Steve Ryan, 8-207-2 TD (Sept. 15, 2001)

THE LAST MEETING

at Saint John's 55, St. Olaf 6 (Nov. 9, 2024)

Quarterback **Aaron Syverson** '24 threw for 438 yards and six touchdowns to become the all-time leading passer for both the MIAC and Saint John's in the Johnnies' 55-6 win over St. Olaf on Nov. 9, 2024 in Clemens Stadium. The game brought him to 11,646 career passing yards, just ahead of former Johnnie standout **Jackson Erdmann** '19 (11,639 yards).

Wide receiver **Marselio Mendez** '25 and senior **Dylan Wheeler** each finished with three touchdown catches as SJU jumped out to a 34-0 halftime lead. Mendez finished with nine catches for 180 yards – including scoring grabs of 5, 51 and 4 yards. Wheeler added seven catches for 158 yard – including touchdown receptions of 21, 10 and 65 yards.

Syverson's big day came on an afternoon when the Johnnie defense held St. Olaf to just 180 yards of total offense – including only 52 in the first half. Linebacker **Cooper Yaggie** '25 led the way with eight tackles and returned an interception 50 yards for a touchdown on the opening possession of the second half (*right*).



Senior defensive lineman **Zach Frank** added a solo sack for 11 yards and sophomore cornerback **Westin Hoyt** (Forest Lake, Minn.) added another pick on top of Yaggie's 50-yarder.

The win clinched the top spot in the MIAC Northwoods Division, setting up another meeting between SJU and Bethel in the MIAC championship game.

SCOUTING THE OLES

St. Olaf enters its final regular-season game with a 4-5 record (3-5 MIAC). The Oles opened the season with a 32-7 win over Northwestern (Minn.) followed by a one-point victory at Concordia, 17-16, the team's first win over the Cobbers since 2011. Concordia failed a two-point conversion in the fourth quarter and threw a pick on the first play of their final drive.

St. Olaf dropped four in a row after that by a combined margin of 178-72. The Oles snapped the streak with a game-winning 29-yard field goal from Ethan Hess as time expired against St. Scholastica, 44-41. The Olaf offense struggled in a 27-6 setback against Macalester, scoring their only points on a 10-yard interception in the second quarter.

Sophomore running back Landon Dillon powered St. Olaf to a 41-34 victory over Hamline last weekend (Nov. 8), rushing for 228 yards on 43 attempts with a touchdown.

--continued on p. 10--

All-Time Series vs. St. Olaf

Year	Result	Date	Location
1922	STO, 20-10	Oct. 21	Collegeville
1924	STO, 23-0	Oct. 11	Northfield
1925	STO, 7-0	Sept. 26	Collegeville
1930	STO, 82-0	Oct. 25	Northfield
1931	SJU, 13-0	Oct. 24	Collegeville
1936	SJU, 13-6	Oct. 10	Northfield
1938	SJU, 19-14	Oct. 8	Northfield
1940	SJU, 19-0	Oct. 26	Collegeville
1945	STO, 21-6	Oct. 27	Collegeville
1947	STO, 20-16	Nov. 1	Northfield
1948	SJU, 27-13	Nov. 6	Collegeville
1949	SJU, 15-7	Oct. 22	Northfield
1952	SJU, 34-0	Oct. 4	Collegeville
1974	SJU, 51-21	Sept. 21	Collegeville
1975	<i>Tie</i> , 14-14	Sept. 20	Northfield
1976	SJU, 29-13	Nov. 6	Northfield
1977	SJU, 21-7	Nov. 5	Collegeville
1978	STO, 24-21	Oct. 21	Collegeville
1979	SJU, 21-9	Oct. 20	Northfield
1980	SJU, 14-3	Sept. 20	Northfield
1981	SJU, 23-0	Sept. 26	Collegeville
1982	SJU, 38-8	Oct. 23	Collegeville
1983	SJU, 17-12	Oct. 22	Northfield
1984	STO, 31-0	Oct. 6	Northfield
1985	STO, 15-10	Oct. 5	Collegeville
1986	STO, 16-14	Nov. 8	Collegeville
1987	SJU, 28-2	Nov. 7	Northfield
1988	SJU, 34-31	Nov. 5	Northfield
1989	SJU, 35-0	Nov. 4	Collegeville
1990	SJU, 45-6	Oct. 27	Northfield
1991	SJU, 67-19	Oct. 26	Collegeville
1992	SJU, 62-7	Sept. 26	Collegeville
1993	SJU, 71-10	Sept. 25	Northfield
1994	SJU, 49-15	Oct. 29	Collegeville
1995	STO, 24-21	Oct. 28	Northfield
1996	SJU, 36-7	Sept. 14	Northfield
1997	SJU, 21-7	Sept. 13	Collegeville
1998	SJU, 35-0	Oct. 31	Northfield
1999	SJU, 21-14	Oct. 30	Collegeville
2000	SJU, 42-6	Sept. 16	Northfield
2001	STO, 31-28	Sept. 15	Collegeville
2002	SJU, 59-20	Sept. 28	Collegeville
2003	SJU, 45-6	Sept. 27	Northfield
2004	STO, 21-19	Oct. 30	Northfield
2005	SJU, 63-9	Oct. 29	Collegeville
2006	SJU, 37-21	Oct. 7	Northfield
2007	SJU, 30-29	Oct. 6	Collegeville
2008	SJU, 20-14 (OT)	Oct. 25	Northfield
2009	SJU, 10-3	Oct. 24	Collegeville
2010	SJU, 42-17	Nov. 6	Northfield
2011	SJU, 27-24	Nov. 5	Collegeville
2012	STO, 38-35	Sept. 29	Collegeville
2013	SJU, 31-0	Oct. 5	Northfield
2014	SJU, 26-6	Nov. 15	Northfield
2015	SJU, 49-7	Nov. 14	Collegeville
2016	SJU, 44-0	Sept. 17	Collegeville
2017	SJU, 56-7	Sept. 16	Northfield
2018	SJU, 57-7	Oct. 20	Collegeville
2019	SJU, 54-17	Oct. 26	Northfield
2021	SJU, 56-0	Oct. 16	Collegeville
2022	SJU, 49-10	Oct. 15	Northfield
2022	SJU, 49-10	Nov. 4	Northfield
2024	SJU, 55-6	Nov. 9	Collegeville



LAST MEETING



55



6

SATURDAY, NOV. 9, 2024 | COLLEGEVILLE, MINN.
CLEMENS STADIUM



LAST MEETING: SAINT JOHN'S 55, ST. OLAF 6

Saturday, Nov. 9, 2024 | Attendance: 5,790

Collegeville, Minn. | Clemens Stadium



	1st	2nd	3rd	4th	Final
St. Olaf (6-3, 4-3 MIAC)	35	28	0	7	70
Saint John's (9-0, 7-0 MIAC)	0	0	0	0	0

SCORING SUMMARY

QTR	TIME	TEAM		DRIVE	STO	SJU
1st	11:26	SJU	Will Blakey 3 yd run (Conor Murphy kick),	7 plays, 70 yards, TOP 3:27	0	7
1st	06:59	SJU	Dylan Wheeler 21 yd pass from Aaron Syverson (Conor Murphy kick)	5 plays, 58 yards, TOP 2:19	0	14
2nd	09:03	SJU	Marselio Mendez 5 yd pass from Aaron Syverson (Conor Murphy kick blocked)	14 plays, 80 yards, TOP 7:30	0	20
2nd	06:40	SJU	Marselio Mendez 51 yd pass from Aaron Syverson (Conor Murphy kick)	1 plays, 51 yards, TOP 0:08	0	27
2nd	03:03	SJU	Dylan Wheeler 10 yd pass from Aaron Syverson (Conor Murphy kick)	6 plays, 79 yards, TOP 2:03	0	34
3rd	12:51	SJU	Cooper Yaggie 50 yd interception (Conor Murphy kick)		0	41
3rd	08:23	SJU	Marselio Mendez 4 yd pass from Aaron Syverson (Conor Murphy kick)	5 plays, 65 yards, TOP 2:13	0	48
3rd	07:11	STO	Gartzke,Gus 17 yd run (Halek,Jacob rush failed)	4 plays, 53 yards, TOP 1:04	6	48
3rd	06:19	SJU	Dylan Wheeler 65 yd pass from Aaron Syverson (Conor Murphy kick)	2 plays, 83 yards, TOP 0:44	6	55

TEAM STATISTICS

	STO	SJU
FIRST DOWNS	12	25
Rushing	1	8
Passing	9	14
Penalty	2	3
NET YARDS RUSHING	2	158
Rushing Attempts	18	32
Average Per Rush	0.1	4.9
Rushing Touchdowns	1	1
Yards Gained Rushing	49	174
Yards Lost Rushing	47	16
NET YARDS PASSING	178	449
Completions-Attempts-Int	24-39-2	27-33-2
Average Per Attempt	4.6	13.6
Average Per Completion	7.4	16.6
Passing Touchdowns	0	6
TOTAL OFFENSE YARDS	180	607
Total offense plays	57	65
Average Gain Per Play	3.2	9.3
Fumbles: Number-Lost	3-0	0-0
Penalties: Number-Yards	6-45	10-94
PUNTS-YARDS	7-332	2-82
Average Yards Per Punt	47.4	41.0
Net Yards Per Punt	45.4	41.0
Inside 20	2	0
50+ Yards	3	0
Touchbacks	0	0
Fair catch	0	1
KICKOFFS-YARDS	2-112	9-500
Average Yards Per Kickoff	56.0	55.6
Net Yards Per Kickoff	41.5	39.3
Touchbacks	0	1
Fair Catch Yards	0	0
Punt returns: Number-Yards-TD	1-0-0	3-14-0
Average Per Return	0.0	4.7
Kickoff returns: Number-Yds-TD	7-121-0	2-29-0
Average Per Return	17.3	14.5
Interceptions: Number-Yds-TD	2-6-0	2-50-1
Fumble Returns: Number-Yds-TD	0-0-0	0-0-0
Miscellaneous Yards	0	0
Possession Time	28:02	31:58
1st Quarter	7:34	7:26
2nd Quarter	5:53	9:07
3rd Quarter	8:34	6:26
4th Quarter	6:01	8:59
Third-Down Conversions	3 of 14	6 of 9
Fourth-Down Conversions	0 of 3	0 of 1
Red-Zone Scores-Chances	1-3	4-4
Touchdowns	1-3	4-4
Field goals	0-3	0-4
Sacks By: Number-Yards	1-13	2-42
PAT Kicks	0-0	7-8
Field Goals	0-0	0-0
Points off turnovers	0	13

PASSING STATS

	CMP-ATT-INT	YDS	TD	LONG	SACK
Aaron Syverson	25-28-1	438	6	65	1
Leyton Riviere	2-5-1	11	0	7	0
TOTALS	27-33-2	449	6	65	1

RUSHING STATS

	NO.	GAIN	LOSS	NET	TD	LONG	AVG.
Will Blakey	9	52	0	52	1	20	5.8
Takhi Vaughn	6	34	0	34	0	13	5.7
Corey Bohmert	3	27	0	27	0	16	9.0
Wyatt McCabe	4	19	0	19	0	11	4.8
Mason Delzer	3	18	0	18	0	9	6.0
Marselio Mendez	1	7	0	7	0	7	7.0
Dylan Kirchner	3	6	3	3	0	6	1.0
Aaron Syverson	3	11	13	-2	0	6	-0.7
TOTALS	32	174	16	158	1	20	4.9

RECEIVING STATS

	NO.	YDS	TD	LONG
Marselio Mendez	9	180	3	51
Dylan Wheeler	7	158	3	65
Joey Gendreau	3	47	0	21
Corey Bohmert	2	19	0	21
Riley Schwellenbach	2	13	0	8
Will Blakey	1	12	0	12
Charlie Plum	1	9	0	9
Graham Beltrand	1	7	0	7
Wyatt McCabe	1	4	0	4
TOTALS	27	449	6	65

DEFENSE STATS

	SOLO	AST	TOT	TFL/YDS	SK/YDS	FF	FR/YDS	INT	BR	BLK	QBH
Cooper Yaggie	4	4	8	1.0/1	-/-	-	-/-	1-50	-	-	1
Noah Arneson	4	1	5	-/-	-/-	-	-/-	-	1	-	-
Hayden Sanders	1	4	5	0.5/1	-/-	-	-/-	-	-	-	-
Aiden McMahon	2	2	4	0.5/15	0.5/15	-	-/-	-	-	-	-
Zach Frank	2	2	4	2.5/15	1.0/11	-	-/-	-	-	-	-
Evan Wahlin	1	2	3	-/-	-/-	-	-/-	-	-	-	-
Nolan Rueter	2	1	3	-/-	-/-	-	-/-	-	-	-	-
Vincent Pyne	2	-	2	-/-	-/-	-	-/-	-	1	-	-
Charlie Ryks	1	1	2	-/-	-/-	1	-/-	-	-	-	-
Jack St. Fleur	1	1	2	-/-	-/-	1	-/-	-	-	-	-
Isaac Potter	1	1	2	-/-	-/-	-	-/-	-	-	-	-
Westin Hoyt	1	1	2	-/-	-/-	-	-/-	1-0	1	-	-
Landon Weyer	1	1	2	-/-	-/-	-	-/-	-	-	-	-
Blake Simonson	2	-	2	-/-	-/-	-	-/-	-	1	-	-
Cage Linton	1	1	2	-/-	-/-	-	-/-	-	-	-	-
Jake Schwinghammer	-	2	2	-/-	-/-	-	-/-	-	-	-	-
D.J. Myles	2	-	2	-/-	-/-	-	-/-	-	-	-	-
Isaac Hetland	-	2	2	0.5/16	0.5/16	-	-/-	-	-	-	-
Jack Bjork	1	1	2	-/-	-/-	-	-/-	-	-	-	-
Landon Gallagher	-	2	2	-/-	-/-	-	-/-	-	-	-	-
Tommy Gilmore	2	-	2	-/-	-/-	1	-/-	-	-	-	-
John Hawkins	1	-	1	-/-	-/-	-	-/-	-	-	-	-
Will Peroutka	-	1	1	-/-	-/-	-	-/-	-	-	-	-
Aaron Syverson	1	-	1	-/-	-/-	-	-/-	-	-	-	-
Drew Bramlett	1	-	1	-/-	-/-	-	-/-	-	-	-	-
Jayden Leach	1	-	1	-/-	-/-	-	-/-	-	-	-	-
Joe Akoh	-	-	-	-/-	-/-	-	-/-	-	-	-	1
Charlie King	-	-	-	-/-	-/-	-	-/-	-	1	-	-

The offense has been run-heavy for St. Olaf this season, with three rushers gaining over 300 yards this season. Junior Bryon Sauvy has 546 on 88 attempts with a long of 64 and two touchdowns. Senior Gus Gartzke has 532 on a team-leading 145 carries with five scores and Dillon has totaled 398 yards on 77 rushes with three scores.

--continued on p. 10--

--continued from p. 7--

Junior Luke Crosby has played almost every snap as the Oles's starting quarterback, completing 132 of 252 attempts for 1,530 yards and five touchdowns. He's thrown 14 interceptions this season – the most in the MIAC and the sixth-most in NCAA Division III.

His top target has been senior Will Skemp, who has 37 catches for 550 yards and four touchdowns. Sophomore tight end Jackson Kauck is second with 31 receptions for 403 yards and two scores.

The Oles 1,596 total rush yards are second in the conference, averaging 177.3 per game. The Oles have attempted a run play 367 times this season (2nd/MIAC) with an average of 4.3 per rush. The Oles are average 23.5 points per game (212 total), with 15 of their 21 offensive touchdowns coming on the run. St. Olaf is third in the nation in tackles for loss allowed (2.78/game) behind the Johnnies (1st, 2.33/game) and Washington & Lee (2nd, 2.67/game).

St. Olaf leads the league with 14 field goals off the foot of Ethan Hess, who has hit three in the 40-49 range with a long of 44. He has made all seven from within 29 yards and four of five from 30-39 yards out.

Defensively, the Oles allow an average of 33.3 points and 393.3 yards per game, the majority of which have come through the air. St. Olaf has allowed 15 touchdowns on the ground and 24 via pass, grabbing six interceptions – the second-lowest mark in the conference.

Individually, sophomore linebacker Josh Kerber ranks third in Division III with three blocked kicks. Sophomore defensive back Alec Mahoney leads the Oles with 44 tackles (29 solo), an interception, quarterback hurry, forced fumble and a fumble recovery. He has also blocked a pair of kicks. Fifth-year defensive back Tony Avila-Tovalin is second with 35 tackles (31 solo), five pass breakups and two fumble recoveries. Junior defensive lineman Logan Butts is the team's sack leader with 2.5 for 20 yards, while fifth-year defensive lineman Jacob Vasquez has pushed back players for 19 yards on 7.5 tackles for loss.

James Killian is in his ninth season as head coach at St. Olaf. Prior to coming to St. Olaf, he spent the previous three seasons at the University of St. Thomas. He was the Tommies' offensive coordinator and quarterbacks coach in 2015 and 2016 after serving as the wide receivers coach in 2013. He spent two seasons at nearby Carleton College and spent a season at LSU as an offensive analyst. Killian was a two-year starting quarterback for the University of Tulsa. He was a seventh-round NFL draft pick by the Kansas City Chiefs in 2005.

THE LAST GAME

at Saint John's 70, St. Scholastica 20 (Nov. 8)

70 for 700. Those were the numbers that counted most for Saint John's junior **Trey Feeney** and his teammates Saturday afternoon (Nov. 8).

Feeney threw for 294 yards and five touchdowns before exiting the game at halftime as the Johnnies - ranked as high as No. 9 in the latest American Football Coaches Association (AFCA) national poll - rolled past St. Scholastica 70-21 in MIAC action at a chilly and overcast Clemens Stadium.

The victory was the 700th in program history, making SJU just the 56th program at any level of college football to reach that milestone.

SJU was certainly on a roll Saturday. The Johnnies scored touchdowns on all six of their first-half possessions, and got another when sophomore **Nolan Dumonceaux** (Forest Lake, Minn.) scooped up a muffed punt late in the first quarter and returned it 10 yards for a touchdown.

The scoring started on an 8-yard run by sophomore **Maverick Harper** - one of two rushing touchdowns for the Centennial High School graduate on the afternoon. Then Feeney connected with senior All-American **Dylan Wheeler** on a 14-yard touchdown pass and - after Dumonceaux's touchdown - linked up with senior tight end **Joey Gendreau** for a touchdown of 10 yards.

From there, it was junior **Riley Schwellenbach** who was Feeney's favorite target - scoring on touchdown catches of 3, 13 and 12 yards in the second quarter to put SJU on top 49-0 at halftime. He finished with six catches for 81 yards in all.

The Johnnies finished the first half with 363 yards of total offense. The Saints managed just 43.

The St. Scholastica offense did find some rhythm in the second half, scoring three touchdowns to finish with 21 points - the most SJU has surrendered all season. But the Johnnies - who added second-half scores on touchdown runs by Harper and fellow sophomores **Mason Delzer** and **Logan Eisele** - already had things sewn up well before then.

The 21 points, though, was just six fewer than the Saints had scored in seven previous meetings with SJU.

Junior linebacker **Aiden McMahon** (Maple Grove, Minn.) led the defense with eight tackles (three solo) followed by sophomore linebacker **Landon Danner's** (Rosemount, Minn.) four (two solo). Senior defensive lineman **Zach Frank** sacked CSS quarterback Donald West twice for a loss of 11 (*right*), while freshman defensive back and hockey-dual athlete **Tyler Smith** (Carver, Minn./Chanhassen) hauled in his first collegiate interception.



at St. Olaf 41, Hamline 34 (Nov. 8)

Sophomore Landon Dillon ran for a career-high 228 yards on 43 carries as St. Olaf defeated Hamline, 41-34, on Saturday (Nov. 8) afternoon at Klein Field at Manitou.

Dillon recorded his first collegiate 100-yard rushing game for St. Olaf, which finished with 467 yards of total offense, including 288 on the ground. Hamline totaled 403 yards and averaged 7.3 yards per play in a game that featured 870 yards of combined offense.

Junior quarterback Luke Crosby completed 12 of 15 passes for 179 yards and two touchdowns and added a rushing score. Sophomore tight end Jackson Kauck caught six passes for 65 yards and both of Crosby's passing touchdowns, while senior Gus Gartzke ran for 53 yards and a touchdown on eight carries.

Sophomore kicker Ethan Hess connected on field goals of 31 and 44 yards, improving to 14-for-17 on the season and setting a new single-season program record for made field goals.

Defensively, senior linebacker Noah Barrett recorded six tackles and recovered a fumble. Sophomore defensive lineman Jonah Blackman forced two fumbles, one on a strip sack, while sophomore linebacker Josh Kerber and first-year defensive back Ciaran Lee each had five tackles and a fumble recovery. Kerber also blocked an extra-point attempt.

St. Olaf scored on its opening drive, going 75 yards in 13 plays, capped by a one-yard run from Crosby. Hamline answered with a 23-yard touchdown pass. Dillon's one-yard run and Crosby's 25-yard touchdown pass to Kauck extended the Oles' lead to 21-7. After a Hamline score, Crosby connected with Kauck again for a six-yard touchdown in the final seconds of the first half to make it 28-14.

Hess made both of his field goals in the third quarter, and Crosby added another passing touchdown, as St. Olaf maintained a two-score lead entering the fourth. Hamline QB Zayden Stevens threw a pair of second-half touchdown passes, including a 31-yard connection to Isaiah Watson and an eight-yard pass to Samuel Pachuta, but the Oles held possession for the final 8:20 to secure the win.



THE FASCHING FILE



Born	Sept. 30, 1958
Hometown	Winsted, Minn.
High School	Holy Trinity, 1977
Wife	Cindy
Children	daughters, Laura and Megan sons, Jeff, Ryan and Scott
Degrees	Social Science; Saint John's, 1981 Sports Management; St. Cloud State, 2000

DURING FASCHING'S TENURE ON STAFF

All-Americans	82 (79 football, 3 track & field)
Academic All-Americans	29
All-MIAC First-Team Selections	225
MIAC Championships	16
	1996, 1998, 1999, 2001, 2002, 2003, 2005, 2006, 2008, 2009, 2014, 2018, 2019, 2021, 2022, 2024
Postseason Appearances	21
	1996, 1998, 1999, 2000, 2001, 2002, 2003, 2005, 2006, 2007, 2008, 2009, 2014, 2015, 2016, 2017, 2018, 2019, 2021, 2022, 2024

FOLLOWING THE LEGEND

A 1981 SJU graduate, Fasching became the 16th head coach in the 102-year history of Saint John's University football following the 2012 season. He succeeded John Gagliardi, who announced his retirement following 60 seasons at SJU, after serving 17 seasons as an assistant football coach and recruiting coordinator at SJU. Fasching was a three-year starter for Gagliardi and the Johnnies at linebacker during the 1978 and 1980-81 seasons. A knee injury held him out of the 1979 season.

AS AN ASSISTANT

The Johnnies posted a 164-39 record (120-22 MIAC) with 10 conference titles and 12 postseason appearances (22-11 playoff record), including the 2003 national championship, 2000 national runner-up performance and four national semifinal games during his tenure as an assistant coach. He also coached SJU's throwers as an assistant track and field coach from 1996-2011.

AT ST. CLOUD CATHEDRAL

Prior to joining the Johnnies' coaching staff, Fasching served as the head football coach at St. Cloud Cathedral High School from 1986-95, where he led the Crusaders to the State Class B title in 1992 and 1993.

HALL OF FAMER & COACH OF THE YEAR

Fasching was inducted into the Minnesota Football Coaches Association Hall of Fame in April 2022 and St. Cloud Cathedral's Athletic Hall of Fame in February 2022. He is a seven-time MIAC Coach of the Year: 2014, 2017, 2018, 2019, 2021, 2022 and 2024.

FASCHING'S COACHING RECORD

Year	School	Position	Record	Notes
1982	St. Cloud Cathedral	Defensive Coordinator	6-3	
1983	St. Cloud Cathedral	Defensive Coordinator	3-6	
1984	St. Cloud Cathedral	Defensive Coordinator	5-4	
1985	St. Cloud Cathedral	Defensive Coordinator	6-4	
			20-17 (.541)	
1986	St. Cloud Cathedral	Head Coach	4-5	
1987	St. Cloud Cathedral	Head Coach	2-6	
1988	St. Cloud Cathedral	Head Coach	7-3	
1989	St. Cloud Cathedral	Head Coach	6-5	
1990	St. Cloud Cathedral	Head Coach	2-7	
1991	St. Cloud Cathedral	Head Coach	1-7	
1992	St. Cloud Cathedral	Head Coach	10-4	Class B State Champions
1993	St. Cloud Cathedral	Head Coach	14-0	Class B State Champions
1994	St. Cloud Cathedral	Head Coach	4-5	
1995	St. Cloud Cathedral	Head Coach	7-4	
			57-46 (.553)	
1996	Saint John's	Defensive Assistant	11-1	MIAC Champions, NCAA
1997	Saint John's	Defensive Assistant	6-4	
1998	Saint John's	Defensive Assistant	11-1	MIAC Champions, NCAA
1999	Saint John's	Defensive Assistant	11-2	MIAC Champions, NCAA
2000	Saint John's	Defensive Assistant	13-2	National Runner-Up
2001	Saint John's	Defensive Assistant	11-3	MIAC Champions, NCAA
2002	Saint John's	Defensive Assistant	12-2	MIAC Champions, NCAA
2003	Saint John's	Defensive Assistant	14-0	National Champions
2004	Saint John's	Defensive Assistant	7-3	
2005	Saint John's	Defensive Assistant	11-1	MIAC Champions, NCAA
2006	Saint John's	Defensive Assistant	11-2	MIAC Champions, NCAA
2007	Saint John's	Defensive Assistant	10-2	NCAA
2008	Saint John's	Defensive Assistant	8-3	MIAC Champions, NCAA
2009	Saint John's	Defensive Assistant	10-1	MIAC Champions, NCAA
2010	Saint John's	Defensive Assistant	7-3	
2011	Saint John's	Defensive Assistant	6-4	
2012	Saint John's	Defensive Assistant	5-5	
			164-39 (.808)	
2013	Saint John's	Head Coach	7-3	
2014*	Saint John's	Head Coach	10-2	MIAC Champions, NCAA
2015	Saint John's	Head Coach	10-2	NCAA
2016	Saint John's	Head Coach	10-2	NCAA
2017*	Saint John's	Head Coach	9-2	NCAA
2018*	Saint John's	Head Coach	12-1	MIAC Champions, NCAA
2019*	Saint John's	Head Coach	12-2	MIAC Champions, NCAA
2021*	Saint John's	Head Coach	11-1	MIAC Champions, NCAA
2022*	Saint John's	Head Coach	10-2	MIAC Champions, NCAA
2023	Saint John's	Head Coach	8-2	
2024*	Saint John's	Head Coach	11-1	MIAC Champions, NCAA
2025	Saint John's	Head Coach	6-1	
			118-21 (.849)	

*MIAC Coach of the Year

SJU'S RECORD UNDER HEAD COACH GARY FASCHING

Category	2013	2014	2015	2016	2017	2018	2019	2021	2022	2023	2024	2025	TOTAL
Record	7-3	10-2	10-2	10-2	9-2	12-1	12-2	11-1	10-2	8-2	11-1	8-1	118-21
MIAC	5-3	7-1	7-1	7-1	7-1	8-0	7-1	8-0	7-1	7-1	8-0	7-1	85-11
Non-Conference (Regular Season)	2-0	2-0	2-0	2-0	2-0	2-0	2-0	2-0	2-0	1-1	2-0	1-0	22-1
Postseason	---	1-1	1-1	1-1	0-1	2-1	3-1	1-1	1-1	---	1-1	---	11-9
Home	3-2	5-1	6-1	5-1	6-0	8-0	5-1	7-1	7-1	5-0	7-1	5-0	69-9
Away	4-1	5-1	4-1	5-1	3-1	3-1	6-1	4-0	3-1	3-2	4-0	3-1	47-11
Neutral	---	---	---	---	0-1	1-0	1-0	---	---	---	---	---	2-1
Ranked (AFCA/D3football.com)	2-2	7-1	10-2	10-2	9-2	12-1	12-2	11-1	10-2	8-2	11-1	8-1	110-19
vs. Ranked (AFCA/D3football.com)	1-1	2-1	2-2	1-2	1-2	2-1	4-1	4-1	3-2	2-1	4-1	0-1	26-16
Ranked vs. Ranked (AFCA/D3football.com)	---	1-1	1-2	1-2	1-2	2-1	4-1	4-1	3-2	2-1	4-1	0-1	23-15
Score First	5-1	8-0	8-0	8-0	9-1	11-0	8-2	9-1	7-1	5-1	8-1	8-1	94-9
Opponent Score First	2-2	2-2	2-2	2-2	0-1	1-1	4-0	2-0	3-1	3-1	3-0	---	24-12
Leading at Half	5-1	8-0	10-0	9-0	8-0	12-0	9-0	9-0	10-1	7-0	10-0	8-0	105-2
Trailing at Half	1-2	1-1	0-1	1-2	0-2	0-1	3-2	2-1	0-1	1-1	---	---	9-14
Tied at Half	1-0	1-1	0-1	---	1-0	---	---	---	---	0-1	1-1	0-1	4-5
Leading after Third Quarter	5-1	10-0	10-0	9-0	9-0	12-0	11-0	10-0	10-1	7-0	10-0	8-0	111-2
Trailing after Third Quarter	1-2	0-1	0-2	1-2	0-2	0-1	1-1	1-1	0-1	1-2	1-1	---	6-16
Tied after Third Quarter	1-0	0-1	---	---	---	---	0-1	---	---	---	---	0-1	1-3
Overtime	0-1	---	---	---	---	---	0-1	---	---	1-0	---	---	1-2
September	3-1	3-1	3-1	3-1	4-1	4-0	3-0	3-0	2-1	3-1	3-0	3-0	37-7
October	3-0	3-0	4-0	4-0	3-0	4-0	4-0	5-0	5-0	3-1	4-0	3-1	45-2
November	1-2	4-1	3-1	3-1	2-1	4-0	4-1	3-1	3-1	2-0	4-0	2-0	35-9
December	---	---	---	---	---	0-1	1-1	---	---	---	0-1	---	1-3
Scoring less than 20 points	2-2	0-2	0-2	0-1	1-2	0-1	2-1	---	---	---	---	0-1	6-12
Scoring 20+ points	5-1	10-0	10-0	10-1	8-0	12-0	10-1	11-1	10-2	8-2	11-1	8-0	113-9
Scoring 30+ points	2-0	5-0	8-0	9-0	7-0	11-0	10-1	10-0	8-0	6-1	10-1	8-0	94-3
Scoring 40+ points	---	2-0	8-0	8-0	6-0	10-0	7-0	6-0	6-0	5-0	8-0	7-0	72-0
Allowing less than 20 points	6-0	9-0	8-0	8-0	9-1	9-0	7-1	8-0	8-0	4-0	7-0	7-1	90-3
Allowing 20+ points	1-3	1-2	2-2	2-2	0-1	3-1	5-1	3-1	2-2	4-2	4-1	1-0	28-18
Allowing 30+ points	---	---	0-2	1-2	---	---	2-1	1-1	1-0	1-2	2-1	---	8-9
Rushing for less than 100 yards	1-1	0-1	0-2	1-1	1-1	1-1	4-1	0-1	4-1	4-2	3-1	2-1	21-14
Rushing for 100+ yards	6-2	10-1	10-0	9-1	8-1	11-0	8-1	11-0	6-1	4-0	8-0	6-0	97-7
Rushing for 200+ yards	2-0	7-0	8-0	7-0	6-0	5-0	3-1	6-0	2-0	2-0	2-0	1-0	51-1
Rushing for 300+ yards	---	3-0	---	2-0	3-0	2-0	---	1-0	---	---	---	---	11-0
Passing for less than 200 yards	5-2	9-2	6-0	2-1	4-2	---	---	2-0	---	---	---	---	28-7
Passing for 200+ yards	2-1	1-0	4-2	8-1	5-0	12-1	12-2	9-1	10-2	8-2	11-1	8-1	90-14
Passing for 300+ yards	---	---	---	1-0	1-0	3-1	9-2	3-0	5-1	6-0	10-1	6-0	44-5
Passing for 400+ yards	---	---	---	---	---	1-1	6-0	1-0	---	3-0	4-1	3-0	18-2
Totalling less than 200 yards	---	---	---	---	0-1	---	---	---	---	---	---	---	0-1
Totalling 200+ yards	7-3	10-2	10-2	10-2	9-1	12-1	12-2	11-1	10-2	8-2	11-1	8-1	118-20
Totalling 300+ yards	6-2	9-1	9-0	9-1	8-0	12-1	12-2	10-1	9-2	8-1	11-1	8-1	111-13
Totalling 400+ yards	1-0	3-0	7-0	8-0	6-0	10-1	10-1	9-0	4-1	6-0	11-1	7-0	83-4
Allowing less than 100 yards	---	---	---	3-0	3-0	1-0	---	---	---	---	---	---	7-0
Allowing less than 200 yards	---	2-0	1-0	7-0	5-0	3-0	4-0	4-0	---	2-0	5-0	6-0	39-0
Allowing less than 300 yards	3-1	6-0	5-0	7-0	9-0	7-0	6-1	9-1	7-0	6-0	6-0	7-0	78-3
Allowing 300+ yards	4-2	4-2	5-2	3-2	0-2	5-1	6-1	2-0	3-2	2-2	5-1	0-1	39-18
Having a 100-yard Rusher	2-0	10-0	8-0	1-1	3-1	2-0	1-1	5-0	0-1	---	2-0	---	34-4
Having 2 100-yard Rushers	---	1-0	---	---	---	1-0	---	---	---	---	---	---	2-0
Having a 100-yard Receiver	3-0	---	3-1	4-0	2-0	4-1	10-2	4-0	6-1	5-1	9-1	6-1	56-8
Having a 200-yard Receiver	---	---	---	---	---	1-0	1-0	---	---	1-0	---	---	3-0
Opponent 100-yard Rusher	4-0	1-1	1-2	1-2	0-1	2-0	2-0	1-0	1-0	0-1	1-1	0-1	14-9
Opponent 100-yard Receiver	2-1	3-0	4-0	2-0	1-0	3-0	3-0	3-1	3-1	1-1	4-1	---	29-5
No Turnovers	1-0	5-0	4-0	3-0	3-1	6-0	3-0	2-0	2-0	2-0	3-0	2-0	36-1
Less than 3 Turnovers	3-3	9-2	10-0	9-1	9-2	10-0	11-1	10-0	8-1	8-2	10-1	7-1	104-14
3+ Turnovers	4-0	1-0	0-2	1-1	---	2-1	1-1	1-1	2-1	---	1-0	1-0	14-7
No Takeaways	2-0	1-1	1-1	---	1-0	1-1	3-0	1-1	1-0	1-1	3-0	0-1	15-6
Less than 3 Takeaways	3-2	4-2	6-2	6-2	5-2	7-1	7-2	8-1	7-2	6-1	7-1	7-1	73-19
3+ Takeaways	4-1	6-0	4-0	4-0	4-0	5-0	5-0	3-0	3-0	2-1	4-0	1-0	45-2
30:00+ Possession	4-2	7-1	4-0	10-1	7-0	5-0	4-1	8-1	5-1	6-0	8-0	5-1	73-8
Less than 30:00 Possession	3-1	3-1	6-2	0-1	2-2	7-1	8-1	3-0	5-1	2-2	3-1	3-0	45-13

WINS IN FIRST 11 SEASONS/139 GAMES

Gary Fasching is off to the best start, in regard to wins, by any head coach in program history. That history, of course, includes the likes of college football's all-time wins leader, **John Gagliardi**. Fasching is also ahead of Gagliardi's pace when it comes to their first 139 games coached at SJU.

Among SJU Football Coaches With Six Seasons Coached or More

Coach	First 11 Seasons	First 139 Games	Total at SJU
Gary Fasching	110-20 (.846)	118-21 (.849)	118-21 (.849)
John Gagliardi	67-23-2 (.739)	98-38-3 (.716)	465-132-10 (.774)
Joe Benda	42-26-8 (.605)	---	57-32-8 (.629)

SJU'S HEAD FOOTBALL COACHES

CHRONOLOGICAL

Name	Yrs. (Seasons)	Record (Pct.)
John O'Leary	1900-01 (2)	4-2-0 (.667)
Ignatius Vonderhaar	1902 (1)	0-1-0 (.000)
Peter Boquel	1903-04 (2)	3-2-0 (.600)
Harry Comeau	1905-06 (2)	3-0-0 (1.000)
Frank Cassidy	1907 (1)	1-3-0 (.250)
William Brennan	1908-09 (2)	4-6-0 (.400)
Edward Cahill	1920-21 (2)	1-6-0 (.143)
Fred Sanborn	1922-23 (2)	3-8-0 (.273)
Eugene Aldrich	1924 (1)	1-4-1 (.250)
Wilfred Houle	1925-29 (5)	7-22-3 (.266)
Joe Benda	1930-36, 1941-42, 1945-49 (14)	57-32-8 (.629)
George Durenberger	1937-40 (4)	20-10-1 (.661)
Henry Welsch	1944 (1)	1-0-1 (.750)
John McNally	1950-52 (3)	13-9-0 (.591)
John Gagliardi	1953-12 (60)	465-132-10 (.774)
Gary Fasching	2013-current (13)	118-21-0 (.849)

WINS - OVERALL

1. John Gagliardi	465
2. Gary Fasching	118
3. Joe Benda	57

PCT. - OVERALL (min. 15 games)

1. Gary Fasching	.849 (118-21)
2. John Gagliardi	.774 (465-132-10)
3. George Durenberger	.661 (20-10-1)

WINS - MIAC

1. John Gagliardi	362
2. Gary Fasching	85
3. Joe Benda	35

PCT. - MIAC (min. 10 games)

1. Gary Fasching	.885 (85-11)
2. John Gagliardi	.780 (362-99-9)
3. George Durenberger	.625 (12-7-1)

WINS - HOME

1. John Gagliardi	241
2. Gary Fasching	69
3. Joe Benda	30

PCT. - HOME (min. 15 games)

1. Gary Fasching	.885 (69-9)
2. John Gagliardi	.818 (241-52-4)
3. Joe Benda	.722 (30-10-5)



FASCHING VS. THE OPPONENTS

OPPONENT	OVERALL	HOME	AWAY	NEUTRAL
Augsburg	12-0	7-0	5-0	---
Aurora, Ill.	2-0	2-0	---	---
Bethel	12-3	7-1	5-2	---
Buena Vista, Iowa	2-0	1-0	1-0	---
Carleton	12-0	6-0	6-0	---
Carthage, Wis.	1-0	1-0	---	---
Chapman, Calif.	1-0	---	1-0	---
Concordia-Moorhead	10-3	3-3	7-0	---
Dubuque, Iowa	2-0	2-0	---	---
Gustavus Adolphus	10-2	5-0	4-2	1-0
Hamline	8-0	4-0	4-0	---
Lake Forest, Ill.	1-0	1-0	---	---
Linfield, Ore.	0-1	0-1	---	---
Macalester	1-0	1-0	---	---
Martin Luther	2-0	2-0	---	---
Mary Hardin-Baylor, Texas	0-1	---	0-1	---
Minnesota-Morris	1-0	1-0	---	---
North Central, Ill.	0-1	---	0-1	---
Northwestern	1-0	1-0	---	---
Presentation, S.D.	1-0	1-0	---	---
Rose-Hulman, Ind.	1-0	1-0	---	---
St. Olaf	11-0	5-0	6-0	---
St. Scholastica	8-0	6-0	2-0	---
St. Thomas	4-4	1-2	2-1	1-1
Susquehanna, Pa.	0-1	0-1	---	---
Thomas More, Ky.	1-0	1-0	---	---
Trinity, Texas	1-0	1-0	---	---
Wartburg, Iowa	1-2	1-1	0-1	---
Wheaton, Ill.	1-0	---	1-0	---
Whitworth, Wash.	1-0	1-0	---	---
UW-Eau Claire	2-0	1-0	1-0	---
UW-La Crosse	1-0	1-0	---	---
UW-Oshkosh	0-1	---	0-1	---
UW-Platteville	1-0	1-0	---	---
UW-River Falls	3-0	2-0	1-0	---
UW-Stout	2-0	1-0	1-0	---
UW-Whitewater	1-2	1-0	0-2	---
TOTAL	118-21	69-9	47-11	2-1

WINNINGEST ACTIVE COACHES

BY PERCENTAGE

This list includes all coaches with at least five seasons at four-year colleges regardless of division or association.

**entering the 2025 season*

Name	Yrs. (Seasons)	Record (Pct.)
1. Geoff Dartt, Mount Union (Ohio)	5	56-4-0 (.933)
2. Kalen DeBoer, Alabama	10	114-16-0 (.877)
3. Ryan Day, Ohio State	7	70-10-0 (.875)
4. Tony Annese, Ferris State (Mich.)	12	137-21-0 (.867)
5. Brett Dietz, DePauw (Ind.)	5	41-7-0 (.854)
6. Jeff Devaney, Trinity (Conn.)	18	128-23-0 (.848)
7. Kirby Smart, Georgia	9	105-19-0 (.847)
8. Gary Fasching, Saint John's (Minn.)	11	110-20-0 (.846)
9. Matt Entz, Fresno State (Calif.)	5	60-11-0 (.845)
10. Joseph Smith, Linfield (Ore.)	18	166-31-0 (.843)
11. Paul Simmons, Harding (Ark.)	7	77-15-0 (.837)
12. Don Beebe, Aurora (Ill.)	6	51-10-0 (.836)
13. Nate Milne, Muhlenberg (Pa.)	6	60-13-0 (.822)
14. Duke Greco, West Chester (Pa.)	10	95-21-0 (.819)
15. Mike Jacobs, Mercer (Ga.)	9	85-20-0 (.810)

ASSISTANT COACHES

BRANDON NOVAK



Defensive Coordinator/Defensive Backs

Saint John's '01, 26th season

Novak is in his 26th season as an assistant coach for the Johnnies in 2025. A 2001 graduate of SJU, Novak was named the MIAC Most Valuable Player as a linebacker in 1999 and a two-time, first-team All-America selection. He coached linebackers for 11 seasons but transitioned to the offensive side of the ball to coach running backs in 2012, only to return to the defensive side of the ball in 2013. Novak ended a 10-year tenure as the head wrestling coach at SJU following the 2013-14 season. On the mat, Novak won the national wrestling title at 197 pounds in March 2001 and was a three-time All-American. He was inducted into the Division III National Wrestling Coaches' Association (NWCA) Hall of Fame in March 2017. Novak and his wife, Heather, live in St. Joseph with their two sons, Sebastian and Maikol, and daughter, Luciana.



KOLE HECKENDORF

Offensive Coordinator/Receivers

North Dakota State '08, 13th season

Heckendorf is in his 13th season as an offensive assistant in 2025 and the eighth as the Johnnies' offensive coordinator. SJU averaged 42.8 points and 475.8 yards of offense per game (148.0 rushing and 327.8 passing) in his first six seasons (73 games) as offensive coordinator. In 2002, Heckendorf set a pair of Wisconsin records with 116 receptions for 1,714 yards as a junior at Mosinee High School and ended his career as the state's all-time leader in receiving yards (3,831) and touchdowns (36). Heckendorf accepted a scholarship to FCS North Dakota State and ended a four-year collegiate career (2005-08) as the all-time leader in catches (178) and receiving yards (2,732). He signed with the Green Bay Packers as an undrafted free agent in 2009 and later joined four other National Football League organizations: the Detroit Lions, Seattle Seahawks, San Diego Chargers and Indianapolis Colts. Kole and his wife, Kristen, son, Landon, and daughter, Hallie, reside in Sauk Rapids.



DAMIEN DUMONCEAUX



Recruiting Coordinator/Defensive Line

Saint John's '05, 20th season

Dumonceaux is in his 20th season on the defensive coaching staff in 2025 after serving as a three-year starter at nose tackle from 2003-05. A 2005 All-American, Dumonceaux received a pair of national awards, Football Gazette's Defensive Lineman of the Year and D3football.com's Defensive Player of the Year, and received the MIAC Mike Stam Award as the conference's top lineman. Dumonceaux and his wife, Patricia, have a son, Fischer, and live in St. Joseph.



ASSISTANT COACHES



JOSH BUNGUM

Quarterbacks

Saint John's '16, 10th season

Bungum is in his 10th season as an SJU assistant coach in 2025. A 2016 graduate of SJU, Bungum was named D3football.com All-American honorable mention in 2015 as a returner, where he was a two-time All-MIAC first-team selection.



MAX JACKSON

Defensive Assistant/ Diversity & Student Success

Saint John's '19, fifth season

Jackson is in his fifth season as a defensive assistant, as well as the program's diversity and student success officer, in 2025. A 2019 graduate and a two-sport star, Jackson was a two-time All-American safety and All-Region outfielder for SJU.



JAMES HERBERG

Defensive Backs/ Recruiting

Gustavus '09, first season

Herberg led Rocori High School to eight state tournament appearances - four as a defensive assistant (2009-17) and four more as head coach (2018-24), including Minnesota Class AAAA state championships in 2011 and 2019, and a state runner-up finish in 2023.



ISAIAH TRAUFLER

Tight Ends/Recruiting

Saint John's '24, first season

A 2024 graduate of Saint John's, Traufler served as player personnel and a recruiting assistant at Division I (FBS) Wisconsin last fall before re-joining the Johnnies this season.



WILL BLAKEY

Running Backs

Saint John's '27, fifth season

A 2016 graduate of St. Paul Central High School, Blakey served six years of active duty in the U.S. Air Force. He transferred to SJU from Division I Portland State prior to the 2024 season and rushed for 446 yards and 10 touchdowns.



BEN ELI

Offensive Line

Saint John's '16, ninth season

The 2025 season is Eli's ninth as an assistant coach at SJU. A December 2016 graduate, Eli was an American Football Coaches' Association (AFCA) All-America first-team selection in 2016. He was also named to the D3football.com All-West Region second-team and was an All-MIAC first-team selection in 2016.



COLLIN FRANZ

Defensive Assistant/ Defensive Line

Saint John's '21, fourth season

Franz is in his fourth season as an assistant coach for SJU in 2025. Franz started all 12 games in 2021 and posted a career-high 7.5 tackles for loss, an interception, fumble recovery and batted down five passes.



MIKE MAGNUSON

Offensive Line

Saint John's '90, 11th season

Magnuson is in his sixth season as an assistant coach for SJU in 2021 and the fourth as the team's offensive line coach. A 1990 graduate of SJU, Magnuson was a three-year starter at offensive tackle and a member of two NCAA playoff teams (1987 and 1989) and the 1989 MIAC championship squad.



ALEXI JOHNSON

Kickers

Saint John's '17, eighth season

Johnson is in his eighth season as a volunteer assistant coach for the Johnnies in 2025. A 2017 graduate of SJU, Johnson was a four-year kicker for the Johnnies from 2013-16 and ended his career second in school history in both career field goals (27) and career PAT's (190).



ANDY AUGER

Volunteer Defensive Assistant

Saint John's '95, seventh season

Auger is in his seventh season as a volunteer assistant coach for SJU's defense in 2025. A 1995 graduate of SJU, Auger played both baseball and football for the Johnnies and was a member of four MIAC-champion teams across the two sports.



TOM WICKA

Volunteer Assistant/ Linebackers

Saint John's '90, fourth season

Wicka is in his fourth season as a volunteer assistant coach for the Johnnies in 2025, working with linebackers. A 1990 graduate of SJU, Wicka was a three-year starter at linebacker and a member of two NCAA playoff teams (1987 and 1989) and the 1989 MIAC championship squad.



JIM PLATTEN

Volunteer Equipment Manager

Saint John's '74, 26th season

For well over 25 years, Jim Platten '74 has volunteered in the equipment room, helping out with the football team and other programs. Along the way, Platten has been a friend, resource and mentor to multiple generations of Johnnie student-athletes.

SUPPORT STAFF

Dan O'Brien	Interim Director of Athletics	St. Thomas '87	First season
Ryan Klinkner	Athletic Communications	Saint John's '04	20th season
Jordan Modjeski	Athletic Communications	Saint Mary's '22	First season
Alex Baumann	Athletics Operations Coordinator	Minnesota-Morris '23	First season
Scott Bierscheid	Athletic Trainer	MSU-Mankato '92	29th season
Cody Tusler	Equipment Manager	North Dakota State '18	First season
Peyton Bigaouette	Facility & Game Day Operations	Saint John's '24	Second season
Justin Rost	Strength & Conditioning	Northwestern (Iowa) '11	12th season

70 POINTS IN A GAME

The 70 points equaled the amount scored in a 70-0 win vs. Macalester earlier this year on Oct. 11. Prior to this season, the last time SJU has scored more than that came in an 81-0 win over St. Scholastica on Oct. 30 of 2021.

SJU's Most Points Scored - Overall (since 1920)				
Date	Pts	Opponent	Location	Result
Sept. 2, 2017	98	St. Scholastica	Collegeville, Minn.	W, 98-0
Nov. 17, 2018	84	Martin Luther*	Collegeville, Minn.	W, 84-6
Oct. 30, 2021	81	St. Scholastica	Collegeville, Minn.	W, 81-0
Oct. 16, 1993	77	Bethel	Arden Hills, Minn.	W, 77-12
Nov. 23, 1991	75	Coe (Iowa)*	Collegeville, Minn.	W, 75-2
Sept. 13, 2003	74	Hamline	St. Paul, Minn.	W, 74-7
Oct. 30, 1993	74	Macalester	St. Paul, Minn.	W, 74-6
Oct. 9, 1926	72	Park Region	Collegeville, Minn.	W, 72-0
Sept. 25, 1993	71	St. Olaf	Northfield, Minn.	W, 71-10
Nov. 8, 2025	70	St. Scholastica	Collegeville, Minn.	W, 70-21
Oct. 11, 2025	70	Macalester	Collegeville, Minn.	W, 70-0
Nov. 2, 2024	70	St. Scholastica	Duluth, Minn.	W, 70-0
Nov. 9, 2019	70	Hamline	St. Paul, Minn.	W, 70-0
Nov. 7, 1992	70	Carleton	Northfield, Minn.	W, 70-7
Oct. 30, 1982	70	Macalester	St. Paul, Minn.	W, 70-8
Oct. 22, 1977	70	Macalester	Collegeville, Minn.	W, 70-0
Oct. 23, 1976	70	Macalester	St. Paul, Minn.	W, 70-13

* NCAA playoff game

SJU's Most Points Scored - Home (since 1920)				
Date	Pts	Opponent	Coach	Result
Sept. 2, 2017	98	St. Scholastica	Gary Fasching	W, 98-0
Nov. 17, 2018	84	Martin Luther*	Gary Fasching	W, 84-6
Oct. 30, 2021	81	St. Scholastica	Gary Fasching	W, 81-0
Nov. 23, 1991	75	Coe (Iowa)*	John Gagliardi	W, 75-2
Oct. 9, 1926	72	Park Region	Bill Houle	W, 72-0
Nov. 8, 2025	70	St. Scholastica	Gary Fasching	W, 70-21
Oct. 11, 2025	70	Macalester	Gary Fasching	W, 70-0
Oct. 22, 1977	70	Macalester	John Gagliardi	W, 70-0
Oct. 23, 1993	69	St. Thomas	John Gagliardi	W, 69-13
Oct. 9, 1993	69	Hamline	John Gagliardi	W, 69-0
Oct. 20, 1990	69	Macalester	John Gagliardi	W, 69-9

* denotes NCAA playoff game

49 POINTS IN A HALF

The 49 points scored in a half mark the second time this season that SJU has scored 40 or more points in two quarters - the other a 56 performance in the first half in Oct. 11's 70-0 victory vs. Macalester. Before that, the 63 points tallied in a 70-0 victory at St. Scholastica on Nov. 2, 2024 were the most in a half. The Johnnies also scored 63 points in the first half of the 98-0 win over St. Scholastica in the 2017 season opener.

SJU's Most Points in a Half				
Date	Pts	Opponent	Location	Result
Nov. 2, 2024	63	St. Scholastica	Duluth, Minn.	W, 70-0
Sept. 2, 2017	63	St. Scholastica	Collegeville, Minn.	W, 98-0
Oct. 9, 1993	62	Hamline	St. Paul, Minn.	W, 69-0
Oct. 11, 2025	56	Macalester	Collegeville, Minn.	W, 70-0
Nov. 17, 2018	56	Martin Luther*	Collegeville, Minn.	W, 84-6
Oct. 23, 1993	56	St. Thomas	Collegeville, Minn.	W, 69-13
Oct. 30, 2021	54	St. Scholastica	Collegeville, Minn.	W, 81-0
Sept. 22, 2018	52	Carleton	Collegeville, Minn.	W, 59-0
Nov. 3, 2018	51	Hamline	Collegeville, Minn.	W, 51-0
Oct. 7, 1933	51	Anoka Independents	Collegeville, Minn.	W, 64-0
Nov. 8, 2025	49	St. Scholastica	Collegeville, Minn.	W, 70-21
Oct. 28, 2023	49	St. Scholastica	Collegeville, Minn.	W, 62-7
Nov. 9, 2019	49	Hamline	St. Paul, Minn.	W, 70-0
Nov. 10, 2018	49	Thomas More (Ky.)	Collegeville, Minn.	W, 63-23
Nov. 10, 1994	49	Macalester#	Minneapolis, Minn.	W, 70-6
Sept. 26, 1992	49	St. Olaf	Collegeville, Minn.	W, 62-7
Sept. 15, 2007	48	Augsburg	Collegeville, Minn.	W, 62-7
Oct. 5, 2019	47	Augsburg	Collegeville, Minn.	W, 61-6
Oct. 30, 1993	47	Macalester	St. Paul, Minn.	W, 74-6

at the Metrodome * denotes NCAA playoff game

FIRST ON THIRD DOWN

Saint John's currently leads all levels of NCAA football with a third-down conversion rate of 60 percent (51-for-85). The Johnnies were a perfect 9-for-9 on third down Sept. 27 vs. Augsburg and 8-for-10 twice this fall, Oct. 25 vs. Carleton and last Saturday vs. St. Scholastica. SJU was an even 50 percent on third down in both 2023 (62-for-124) and 2024 (65-for-130).

Season Third Down Percentage (as of Nov. 8, 2025)			
School	Division	Pct.	Conversion
1. Saint John's	III	.600	51-85
2. Susquehanna, Pa.	III	.585	69-118
3. Baldwin Wallace, Ohio	III	.575	61-106
4. Indiana	FBS	.569	70-123
4. Catawba, N.C.	II	.569	66-116
6. John Carroll, Ohio	III	.564	53-94
7. Ohio State	FBS	.563	54-96
8. Bethel	III	.561	74-132
9. Ferris State, Mich.	II	.560	61-109
10. Utica, N.Y.	III	.557	59-106

NO. 20 IN NPI

Saint John's slipped four spots to No. 20 in the NCAA Division III's fifth release of the National Power Index (NPI) on Nov. 9. The NPI is in its second year as the NCAA's system for selecting the 12 at-large bids to the Division III playoffs, which includes 40 teams (28 automatic bids, 12 at-large). Five other teams in the region were ranked in the NPI's top 20: Wisconsin-River Falls (No. 6), Bethel (No. 7), Wisconsin-Platteville (No. 11), Wisconsin-Whitewater (No. 18), Wisconsin-La Crosse (No. 19) and SJU (No. 20). Johns Hopkins (Md.), Mount Union (Ohio), Wartburg (Iowa), North Central (Ill.) and Christopher Newport (Va.) are the top five teams, respectively.

ONE OF THE HOPEFULS

Thirteen different conferences are represented in the top 20 of the NPI, which will play a role in the selection of the 2025 NCAA Division III Football Championship bracket. After 28 teams earn their conference's automatic qualifier, an additional 12 from the top of the NPI will join them in the playoffs. The projected cut-line for football at-large candidates is expected to be 29. The selection show will take place on Sunday, Nov. 16 at 5 p.m. (CST) on NCAA.com.

LIKE FATHER, LIKE SON

Sophomore linebacker **Nolan Dumonceaux's** unconventional fumble recovery for a touchdown enabled him and his father, **Duane '95**, to become the sixth known father-son combination to score a touchdown for the Johnnies over the last 50 years. **Bill '70** and **Adam '01 Laliberte** lead the way with 28 total touchdowns. A 2024 J-Club Hall of Honor inductee, Bill also passed for two touchdowns.

Dumonceaux and junior offensive lineman **Isaak Nowak** (Andover, Minn.) are the only two "legacy" players on the 2025 roster. Isaak's father **Chris Nowak '96** was an offensive lineman from 1992-94.

Father-Son Touchdowns (since 1975)						
Father	Yrs.	TDs	Son	Yrs.	TDs	Total
Bill Laliberte	1966-69	25	Adam Laliberte	1998-00	3	28
Andy Auger	1991-94	5	Tommy Auger	2015-18	9	14
Jeff Pederson	1978-81	5	Sam Pederson	2008-11	9	14
Roger Trobec	1964-67	4	Paul Trobec	1995-98	8	12
Duane Dumonceaux	1991-94	5	Nolan Dumonceaux	2024-current	1	6
Jerry Haugen	1972-75	1	Casey Haugen	2003-06	2	3

LET'S BE FRANK

Senior defensive lineman **Zach Frank** was named one of 175 semifinalists for the 2025 William V. Campbell Trophy and is a candidate for the 2025 National Football Foundation (NFF) Scholar-Athlete Awards, presented by Fidelity Investments. He is one of 33 student-athletes from NCAA Division III and one of two nominees from the Minnesota Intercollegiate Athletic Conference (MIAC) for the Campbell Trophy - joining St. Olaf defensive end Noah Barrett.

Since 1995, 24 Johnnies have been nominated for the Campbell Trophy. SJU is the lone program of 658 NCAA schools that play football to have nominated a Campbell Trophy scholar-athlete each of the past 23 seasons.

--continued on p. 17--

--continued from p. 16--

The award recognizes an individual as the absolute best football scholar-athlete in the nation and up to 16 of the candidates will be named recipients of the prestigious NFF National Scholar-Athlete Award. Nominated by their schools, which are limited to one nominee each, candidates for the awards must be a senior or graduate student in their final year of eligibility, have a GPA of at least 3.2 on a 4.0 scale, have shown outstanding football ability as a first-team player or significant contributor and must have demonstrated strong leadership and citizenship. Launched in 1959, the NFF National Scholar-Athlete program awards \$18,000 scholarships that can be used for the honorees' postgraduate education. SJU has produced four NFF National Scholar-Athlete Award winners: defensive lineman **Michael Wozniak** '22 (2022), linebacker **Carter Hanson** '17 (2016), linebacker **Matt Hawn** '06 (2005) and wide receiver **Chris Palmer** '96 (1995).

The class is selected each year by the NFF Awards Committee, which is comprised of a nationally recognized group of media, members of the College Football Hall of Fame and athletics administrators.

An accounting major (exercise and health science minor) with a 3.86 GPA, Frank was named to the 2024 College Sports Communicators (CSC) Academic All-America second team and collected his second CSC Academic All-District and Academic All-MIAC (minimum 3.5 GPA) honors last season. He is a five-time Dean's list honoree (minimum 3.80 GPA) out of eight semesters at SJU.

On the field, Frank was named to the 2024 D3football.com All-America fourth team after he garnered his second-consecutive D3football.com All-Region and All-MIAC honors last fall. He led the team in sacks (9.0) and quarterback hurries (6), and was second in tackles for loss (11.5) for a defense that ended the 2024 regular season as the NCAA Division III leader on fourth down (20 percent/5-for-25), third in sacks (4.10 spg.), sixth in the red zone (.565/13-for-23); eighth against the run (53.8 ypg.) and 19th in points allowed (13.0 ppg.). In 2023, Frank led SJU with nine tackles for loss and seven quarterback hurries, and tied for the team lead with 5.5 sacks in 10 games. Frank has 105 tackles (55 solo), including 37.5 tackles for a loss, 27.0 sacks, 20 quarterback hurries, three forced fumbles, one fumble recovery and a receiving touchdown in 40 career games.

Off the field, Frank is in his fifth year raising money for St. Jude Children's Research Hospital as a member of the SJU football team. The Johnnies raised \$63,700 last fall, the program's 10th year supporting the organization. He studied abroad in London during Spring 2024 and participated in a service internship with Boxing Futures, which is an outreach program for at-risk youth (ages 12-25). Frank helped set up and run boxing sessions each week for the participants, as well as reached out to other potential sites for more programs to be established in the future.

He helped start a club on campus called Johnnies and Bennies in Community (JBIC) in Fall 2024. The first location was Madison Elementary School in St. Cloud, where the club created a mentorship program for kids who need a positive influence in their life. There are currently 15 mentors going to the school either once or twice each week for an hour.

Frank was named SJU's 2023-24 NovaCare Comeback Athlete of the Year. Honorees must have suffered a substantial injury and be known to SJU's NovaCare Rehabilitation on-campus, physical therapy professionals. NovaCare is the preferred physical therapy and athletic training services provider for Saint John's University. Frank suffered a severe lateral bucket handle meniscus tear during the third game of the 2022 season and was initially told the timeline to return to high-intensity training was five months. Due to hard work and dedication to the rehabilitation program, he was cleared for full participation one month early.

WHEELER & GOOD WORKS

Senior wide receiver **Dylan Wheeler** was one of 22 student-athletes across all divisions of college football named to the 2025 Allstate American Football Coaches Association (AFCA) Good Works Team on Sept. 16. The 2025 season marks the 34th anniversary of the award, which was established in 1992 to recognize a select group of college football players who have made a commitment to service and enriching the lives of others.

Wheeler is one of seven honorees from the NCAA Division III level – joining offensive lineman Charlie Pearson of Johns Hopkins (Md.), quarterback Carter St. John of Alma (Mich.), offensive lineman Canyon Schneider of Denison (Ohio), kicker/punter Owen Schuckert of John Carroll (Ohio), running back Auvic White of Hendrix (Ark.) and defensive back Devin Williams of Bethel.

Wheeler is the ninth Johnnie to be named to the Allstate AFCA Good Works Team and the eighth in the last nine seasons – joining linebacker **Jake Schwinghammer** '25, wide receiver **Jimmy Buck** '23, defensive lineman **Michael Wozniak** '22, quarterback **Chris Backes** '21, offensive lineman **Ben Barch** '20, quarterback **Jackson Erdmann** '19 and wide receiver **Will Gillach** '19. Defensive end **Kevin McNamara** '07 was the first SJU student-athlete to receive the honor in 2006.

Over the summer, sports information directors from Division I, Division II, Division III and NAIA schools across the country submitted nominations of players they felt best embodied the spirit of the Good Works Team award. A voting panel was faced with a list of 197 nominees that was narrowed down to the 22 student-athletes and honorary coach, Oklahoma's Brent Venables, named to the team.

The 2025 Allstate AFCA Good Works Team will be invited to New Orleans to participate in a special community service project ahead of the 2026 Allstate Sugar Bowl, where the entire team will also be recognized on the field at halftime on New Year's Day.

A 2024 consensus All-American – American Football Coaches Association (AFCA) first team, Associated Press first team, D3football.com third team, Walter Camp first team – Wheeler ended the season second in NCAA Division III in receiving touchdowns (21), eighth in total points scored (126) and total touchdowns (21), 14th in receptions per game (7.3) and 15th in scoring (10.5 ppg.). He recorded over 100 receiving yards in seven of his team's 12 games and led SJU in receptions (88) and receiving touchdowns (21), while finishing second with 1,164 receiving yards. The 21 receiving touchdowns were second-most in program history, one behind the record of 22 set by Blake Elliott '03 – a 2025 College Football Hall of Fame inductee – in 2002, while the catches ranked third and the receiving yards were 10th.

An accounting and finance (double-major) with a 3.64 GPA, Wheeler was named to the 2024 College Sports Communicators (CSC) Academic All-America second team in addition to earning CSC Academic All-District and Academic All-MIAC (minimum 3.5 GPA) honors.

Wheeler organized a fundraiser during the 2024 football season for Folds of Honor to provide academic scholarships for the children and spouses of America's fallen or disabled military members and first responders. He developed a performance-based donation system that raised over \$25,000 from almost 30 different donors (right). Wheeler is currently working to expand the project with other SJU student-athletes across all sports and establish the fundraiser as a new tradition.



Wheeler is SJU's Student-Athlete Advisory Committee (SAAC) president for the current 2025-26 academic year, which is his third as a member of the organization. He was SAAC's Diversity & Inclusion Committee Chair in 2024-25 and was a member of the organization's Kids Fighting Hunger Committee in 2023-24. Wheeler helped raise over \$35,000 and organized a food-packing event on campus that produced nearly 100,000 meals that year.

He spent a week in March 2024 on an SJU Faith Service and Immersion trip to the Bahamas (left) and volunteered at a local elementary school, building picnic tables for the students and playing bocce ball with a local Special Olympics group. Wheeler also cleaned up the grounds of a convent of Benedictine Sisters, doing yardwork and taking out garbage.



Wheeler is in his fourth year raising money for St. Jude Children's Research Hospital as a member of the SJU football team. The Johnnies raised \$63,700 last fall, the program's 10th year supporting the organization.

3 ACADEMIC ALL-AMERICANS

Quarterback **Aaron Syverson** '24 was named the 2024 College Sports Communicators (CSC) Academic All-America Team Member of the Year for Division III and two other Johnnies earned Academic All-America honors last season. Syverson was named to the CSC Academic All-America first team, while senior defensive lineman **Zach Frank** and senior wide receiver **Dylan Wheeler** earned second-team honors. SJU has now had 24 football Academic All-Americans over the last 21 seasons and 38 overall.

Nominees must be of a sophomore academic standing or better, with a 3.50 GPA or higher. Athletically, the student-athlete must appear in 90 percent of his team's games or start in 66 percent of them. The teams are voted upon and selected by registered members of CSC (formerly the College Sports Information Directors of America).

Syverson and the other three CSC Academic All-Americans of the Year – Travis Hunter (University of Colorado), Brayden Long (Slippery Rock University) and Jameson Chesser (Taylor University) – were featured at the annual Maxwell Awards Gala on March 14 at the College Football Hall of Fame in Atlanta (*right*).



8 ACADEMIC ALL-DISTRICT HONOREES

Eight Johnnies were named to the College Sports Communicators (formerly College Sports Information Directors of America, CoSIDA) Academic All-District IV men's football team in 2024: safety **Noah Arneson** '25; senior defensive lineman **Zach Frank**; offensive tackle **Tommy Hessburg** '25; kicker **Conor Murphy** '25; linebacker **Hayden Sanders** '25; quarterback **Aaron Syverson** '24; senior wide receiver **Dylan Wheeler**; and linebacker **Cooper Yaggie** '25. The academic distinction was the third-consecutive for Murphy and Syverson, and the second for Arneson, Frank and Hessburg.

2024 ALL-MIAC HONORS

Quarterback **Aaron Syverson** '24 was named the MIAC Offensive Player of the Year, **Gary Fasching** was named the MIAC John Gagliardi Coach of the Year for the seventh time in his 12-year tenure and 19 Johnnies earned a program-record 20 All-MIAC honors in 2024. In addition to Syverson, the other 18 Johnnies honored were as follows: safety **Noah Arneson** '25; punter **Spencer Eli** '24; center **Charlie Folkens** '25; senior defensive lineman **Zach Frank**; senior defensive lineman **Landon Gallagher** (Murrieta, Calif./Vista Murrieta); senior tight end **Joey Gendreau**; defensive lineman **Isaac Hetland** '25; sophomore cornerback **Westin Hoyt** (Forest Lake, Minn.); guard **Nick McKenzie** '25; **Marselio Mendez** '25, as both a receiver and returner; junior linebacker **Aiden McMahon** (Maple Grove, Minn.); kicker **Conor Murphy** '25; offensive tackle **Grant Peroutka** '25; linebacker **Hayden Sanders** '25; senior cornerback **Blake Simonson** (Waconia, Minn.); senior running back **Caden Wheeler**; senior wide receiver **Dylan Wheeler**; and linebacker **Cooper Yaggie** '25. The All-MIAC honor was the third-consecutive for Syverson and Yaggie, and the second for Arneson, Eli, Frank, Murphy, Peroutka and Sanders. SJU led the MIAC with the 20 All-MIAC selections, followed by Bethel (17), Concordia (7) and Gustavus Adolphus (5). Defensive lineman **Joe Akoh** '25 and running back **Will Blakey** '27 were All-MIAC honorable mention.

2025 J-CLUB HALL OF HONOR

Ten individuals were inducted into Saint John's University's J-Club Hall of Honor after Sept. 27's Homecoming game with a dinner and enshrinement ceremony. Founded in 1959, the J-Club is a dues-based booster organization of former Johnnie student-athletes, parents and fans, and plays a key role in supporting SJU varsity programs, intramurals and club sports.

Three of the 10 individual inductees starred on the SJU football team: running back **Bernie Kukar** '62, quarterback **Craig Muyres** '64 and end **Ken Roering** '64. Kukar (Gilbert, Minn.) was an All-MIAC performer in football and basketball for the Johnnies who went on to become an NFL referee for 22 seasons from 1984 to 2005 and was selected to officiate Super Bowl XXXIII in 1999 and Super Bowl XXXVI in 2002. He was also an alternate in Super Bowl XXX in 1996. Kukar ended his basketball career fourth in program history with 1,389 career points (is now 10th). On the gridiron, Kukar still owns the Johnnies' record for the longest punt return – 95 yards vs. Concordia-Moorhead in the 1961 Homecoming game.

Muyres (St. Cloud, Minn./Cathedral) was a two-sport star at SJU. As the Johnnies' quarterback, who also started at safety on the defensive side of the ball, Muyres led SJU to a 19-0 record as a junior and senior, and directed the program to its first national title in 1963. He was also a two-time All-MIAC pick in basketball and finished his career fifth in program history with 1,344 points (is now 12th).

--continued on p. 19--

Current Statistical Leaders

THE OLES' STAT LEADERS

Rushing	Gms.	Att.	Yds.	Avg.	TD	Long
Bryon Sauvy	7	88	546	6.2	2	64
Gus Gartzke	9	145	532	3.7	5	20
Landon Dillon	7	77	398	5.2	3	36
Luke Crosby	9	42	85	2.0	2	13

Passing	Gms.	Att.	Comp.	Int.	TD	Yards
Luke Crosby	9	252	132	14	5	1,530
Michael Gonzales	4	6	4	2	1	81

Receiving	Gms.	Rec.	Yds.	Avg.	TD	Long
Will Skemp	7	37	550	14.8	4	61
Jackson Kauch	9	31	403	13.0	2	39
Tory Pinkney Jr.	8	18	242	13.4	0	33
Erick Brunsvold	9	7	128	18.2	0	30
Gus Gartzke	9	16	107	6.6	0	41
Taevin Pribyl	8	4	60	15.0	0	26

Defense	Solo	Asst.	Total	TFL	Sacks	Int.
Alec Mahoney	29	15	44	1.0/1	---	1/4
Tony Avila-Tovalin	31	4	35	1.0/1	---	---
Josh Kerber	18	16	34	4.0/14	1.0/6	1/10
Mateo Furness	15	17	32	1.5/4	1.0/3	---
Noah Barrett	15	15	30	5.0/13	---	---
Will Harris	19	7	26	2.0/3	---	---
Tytan Small	10	15	25	5.0/20	2.0/13	---
Toby Kahl	11	12	23	1.0/2	---	1/0
Nick Rollinger	18	5	23	2.0/15	---	---
Logan Bosch	12	10	22	2.0/4	---	---
Carter Olson	18	4	22	---	---	---
Jacob Vasquez	15	5	20	7.5/19	1.5/10	---

THE JOHNNIES' STAT LEADERS

Rushing	Gms.	Att.	Yds.	Avg.	TD	Long
Caden Wheeler	6	60	362	6.0	6	26
Corey Bohmert	4	26	213	8.2	4	29
Maverick Harper	7	23	162	7.0	3	64
Wyatt McCabe	7	26	148	5.7	1	25
Zander Dittbenner	8	22	108	4.9	4	21
Dylan Kirchner	6	18	83	4.6	1	14

Passing	Gms.	Att.	Comp.	Int.	TD	Yards
Trey Feeney	9	250	191	3	27	2,367
Zander Dittbenner	8	73	49	1	6	776
Lucas Jansky	5	11	8	0	1	109
Reece Dawson	3	3	3	0	1	47

Receiving	Gms.	Rec.	Yds.	Avg.	TD	Long
Joey Gendreau	9	63	865	13.7	8	62
Dylan Wheeler	9	69	864	12.5	13	34
Riley Schwellenbach	9	39	654	16.8	4	53
Carson Hegerle	8	27	326	12.1	5	46
Owen Amrhein	9	15	213	14.2	1	46

Defense	Solo	Asst.	Total	TFL	Sacks	Int.
Aiden McMahon	38	41	79	4.0/8	0.5/4	1/0
Landon Danner	28	20	48	6.5/13	2.5/8	---
Peyton Goettlicher	29	16	45	3.5/10	1.0/15	---
Zach Frank	15	14	29	14.5/81	11.5/74	---
Landon Gallagher	10	14	24	6.5/28	2.5/16	---
Jack St. Fleur	16	7	23	---	---	1/40
Will Peroutka	13	9	22	1.0/3	---	1/0
Westin Hoyt	19	3	22	2.5/5	---	1/45

--continued from p. 18--

A talented receiver, Roering (St. Cloud, Minn./Cathedral) earned a rare starting spot as a freshman in the fall of 1960, then continued to excel as a sophomore. From there, he went on to earn All-MIAC and All-America honors the next two years. Roering led the Johnnies in receptions, receiving yards and receiving touchdowns all four seasons from 1960-63, totaling 63 receptions for 1,100 yards (17.5 avg.) and 19 touchdowns. As a senior in 1963, he played a major role in leading the Johnnies to that season's NAIA national title, hauling in an 18-yard touchdown reception as SJU upset Prairie View A&M (Texas) in the national championship game.

Another Johnnie, **Jim Platten** '74, was awarded the J-Club Distinguished Service Award. For well over 25 years, the alum and longtime SJU supporter has volunteered in the equipment room, helping out with the football team and other programs. Along the way, he has been a friend, resource and mentor to multiple generations of Johnnie student-athletes. Platten's lifelong devotion to Saint John's began when he was accepted into Saint John's Prep as a 13-year-old. He's been a member of the alumni board from 2008 to the present and is a past board president. He's also long been a fixture on the football sideline home or away, always wearing his trademark shorts regardless of the temperature or conditions.



NEW ASSISTANT COACHES

There are three new faces on the Johnnie bench. Defensive backs coach **James Herberg** led Rocori High School to eight state tournament appearances - four as a defensive assistant (2009-17) and four more as head coach (2018-24), including Minnesota Class AAAA state championships in 2011 and 2019, and a state runner-up finish in 2023. A 2024 SJU grad, **Isaiah Trauffer** '24 served as player personnel and a recruiting assistant at Division I (FBS) Wisconsin last fall before re-joining the Johnnies. A 2016 graduate of St. Paul Central High School, **Will Blakey** served six years of active duty in the U.S. Air Force. He transferred to SJU from Division I Portland State prior to the 2024 season and rushed for 446 yards and 10 touchdowns.

IN THE NCAA DIVISION III PLAYOFFS

The 2024 postseason appearance was the Johnnies' 33rd (29th at the NCAA Division III level) and ninth in the last 10 seasons. SJU is second in NCAA DIII history in postseason appearances and tied for third in playoff wins (*see charts below*). The Johnnies made four other postseason appearances and have a 49-28 (.636) record overall: three in the NAIA (1963, 1965, 1982) and one showing at the Mineral Water Bowl (1969).

Most NCAA Division III Playoff Appearances Since 1973 (through 2024)

Team	No.
1. Mount Union, Ohio	35
2. Saint John's	29
3. Washington & Jefferson, Pa.	27
4. Central, Iowa	22
5. Ithaca, N.Y.	21
6. UW-Whitewater	20
7. Mary Hardin-Baylor, Texas	19
Wittenberg, Ohio	19
9. Linfield, Ore.	18
10. Wartburg, Iowa	17

Most NCAA Division III Playoff Wins Since 1973 (through 2024)

Team	No.
1. Mount Union, Ohio	117
2. UW-Whitewater	60
3. Saint John's	45
Mary Hardin-Baylor, Texas	45
5. North Central, Ill.	35
6. Rowan, N.J.	31
7. Ithaca, N.Y.	30
Linfield, Ore.	30
Wesley, Del.	30
10. Central, Iowa	24

Active Career Leaders

Rushing Yards

1. Caden Wheeler (175 att.)	1,102
2. Corey Bohmert (55 att.)	466
3. Wyatt McCabe (39 att.)	215
4. Zander Dittbenner (43 att.)	184
5. Maverick Harper (23 att.)	162

Rushing Touchdowns

1. Caden Wheeler	14
2. Corey Bohmert	5
3. Zander Dittbenner	4
4. Maverick Harper	3

Passing Yards (C-A-I-TD)

1. Trey Feeney (191-250-3-27)	2,367
2. Zander Dittbenner (68-110-2-7)	930

Receptions

1. Dylan Wheeler	218
2. Joey Gendreau	155
3. Riley Schwellenbach	73
4. Owen Amrhein	34

Receiving Yards

1. Dylan Wheeler	2,871
2. Joey Gendreau	2,041
3. Riley Schwellenbach	1,185
4. Owen Amrhein	423

Receiving Touchdowns

1. Dylan Wheeler	44
2. Joey Gendreau	19
3. Riley Schwellenbach	9

Yards from Scrimmage (Rushing+Receiving)

1. Dylan Wheeler	2,871
2. Joey Gendreau	2,041
3. Caden Wheeler	1,304
4. Riley Schwellenbach	1,185

All-Purpose Yards (Rushing+Receiving+Returns)

1. Dylan Wheeler	2,871
2. Caden Wheeler	2,061
3. Joey Gendreau	2,041
4. Riley Schwellenbach	1,185

Tackles

1. Aiden McMahon	183
2. Zach Frank	105
3. Peyton Goettlicher	73
4. Landon Gallagher	68
5. Jack St. Fleur	62

Tackles for Loss

1. Zach Frank	37.5
2. Aiden McMahon	17.5
3. Landon Gallagher	16.5

Sacks

1. Zach Frank	27.0
2. Aiden McMahon	9.0
3. Landon Gallagher	8.5

Interceptions

1. Westin Hoyt	4
2. Blake Simonson	3
3. Goettlicher, McMahon	2
Rogalski, St. Fleur	
7. Dumonceaux, Gallagher	1
Al. Harren, Peroutka, Poole, Smith	

ATTRACTING THE FANS

Saint John's finished second to UW-Whitewater, both in total attendance (63,592) and per-game average (7,949), last fall in NCAA Division III for the second-straight season. The cumulative total was greater than five Football Bowl Subdivision teams (Akron, Ball State, Kennesaw State, Kent State and Sam Houston State); 112 Football Championship Subdivision teams and all but one – Grand Valley State – of the 162 Division II programs.

2024 NCAA Division III Football Attendance Leaders				
	School	Gms.	2024 Att.	Avg.
1.	UW-Whitewater	5	65,355	13,071
2.	Saint John's	8	63,592	7,949
3.	Maryville, Tenn.	4	25,497	6,374
4.	Hampden-Sydney, Va.	5	28,129	5,626
5.	Tufts, Mass.	5	22,009	4,402
6.	Balwin Wallace, Ohio	5	21,897	4,379
7.	UW-Eau Claire	5	20,967	4,193
8.	Wartburg, Iowa	6	25,106	4,184
9.	Wesleyan, Conn.	4	16,557	4,139
10.	Westminster, Pa.	5	20,049	4,010

2024 SJU vs. FCS/Division II in Upper Midwest Attendance					
	School	NCAA	Gms.	2024 Att.	Avg.
1.	South Dakota State	FCS	8	130,070	16,259
2.	North Dakota State	FCS	9	139,308	15,479
3.	North Dakota	FCS	7	71,987	10,284
4.	Northern Iowa	FCS	5	50,677	10,135
5.	Saint John's	III	8	63,592	7,949
6.	South Dakota	FCS	8	56,547	7,068
7.	Northern State (S.D.)	II	5	25,953	5,191
8.	MSU-Mankato	II	6	28,738	4,790
9.	Bethel	III	7	25,478	3,640
10.	St. Thomas	FCS	7	22,543	3,220

2024 MIAC Attendance Leaders				
	School	Gms.	2024 Att.	Avg.
1.	Saint John's	8	63,592	7,949
2.	Bethel	7	25,478	3,640
3.	Concordia	5	10,718	2,144
4.	Gustavus Adolphus	5	5,922	1,184
5.	Augsburg	5	4,961	992
6.	St. Olaf	6	4,209	842
7.	Hamline	5	4,037	807
8.	Macalester	5	3,558	712
9.	Carleton	5	2,643	529
10.	St. Scholastica	5	N/A	N/A

500+ MIAC WINS

One of six charter members of the Minnesota Intercollegiate Athletic Conference in 1920, Saint John's became the first program to reach 500 wins in MIAC play with last Nov. 2's 70-0 victory at St. Scholastica. SJU's winning percentage in conference play is even better when broken down by eras: modern history, since 1946 (.783, 463-125-9); during John Gagliardi's tenure, 1953-2012 (.780, 362-99-9); and during the 21st century, since 2000 (.856, 166-28).

All-Time MIAC Record (entering the 2025 season, by wins)					
	<i>School</i>	<i>W</i>	<i>L</i>	<i>T</i>	<i>Pct.</i>
1.	Saint John's^	502	181	22	.728
2.	St. Thomas*	443	222	14	.663
3.	Concordia	429	243	18	.635
4.	Gustavus^	421	277	13	.601
5.	Hamline^	252	442	14	.366
6.	St. Olaf^	247	290	11	.461
7.	Bethel	220	164	3	.572
8.	Augsburg	191	457	13	.299
9.	Macalester^	147	404	25	.277
10.	Carleton^	125	241	0	.342
11.	Minnesota-Duluth*	96	74	6	.563
12.	St. Scholastica	6	26	0	.188
^charter member of the MIAC		*no longer a member of the MIAC			

GAME OPENING DRIVES

Game	Saint John's			Opponents		
	Pts.	1stD	Yds.	Pts.	1stD	Yds.
Minnesota-Morris	0	2	26	0	2	30
at Hamline	7	3	75	0	2	7
Augsburg	7	4	72	0	1	15
at Bethel	0	1	11	3	6	69
Macalester	7	2	38	0	0	-11
at Concordia	0	0	7	0	1	16
Carleton	7	4	64	0	0	0
at Gustavus	0	4	53	0	0	-10
St. Scholastica	7	2	42	0	2	25

2ND HALF OPENING DRIVES

Game	Saint John's			Opponents		
	Pts.	1stD	Yds.	Pts.	1stD	Yds.
Minnesota-Morris	7	2	68	0	2	28
at Hamline	7	3	59	0	0	-6
Augsburg	7	3	61	0	1	9
at Bethel	0	4	68	0	1	10
Macalester	0	2	33	0	0	0
at Concordia	7	5	80	0	1	15
Carleton	0	2	36	3	2	20
at Gustavus	0	1	20	0	0	2
St. Scholastica	7	3	42	7	1	35

SCORING DRIVE ANALYSIS

Game	Saint John's		Opponent	
	TD	FG	TD	FG
No Drive	5	---	---	---
Negative Yards	---	---	---	---
0-9	1	---	---	---
10-19	---	---	---	---
20-29	2	2	---	2
30-39	2	1	1	---
40-49	7	---	1	---
50-59	6	---	1	---
60-69	14	2	1	2
70-79	11	---	2	---
80-89	7	---	2	---
90-99	3	---	---	---

AWARDS WATCH

Name	Award
Trey Feeney	D3football.com Team of the Week (Oct. 28)
Carson Hegerle	MIAC Special Teams Player of the Week (Oct. 27)
Matt Hansen	MIAC Special Teams Player of the Week (Oct. 20)
Jack St. Fleur	MIAC Defensive Player of the Week (Sept. 15)
Joey Gendreau	D3football.com Team of the Week (Oct. 14)
	MIAC Offensive Player of the Week (Oct. 13)
	D3football.com Team of the Week (Sept. 30)
	D3football.com Team of the Week (Sept. 16)
	D3football.com Preseason All-America (First Team)
Zach Frank	NFF Campbell Trophy Semifinalist
	D3football.com Preseason All-America (First Team)
Dylan Wheeler	Allstate AFCA Good Works Team
	D3football.com Preseason All-America (First Team)
	Shrine Bowl 1000 Watch List

2025 D3football.com Poll - Week 10

No.	School (1st-Place Votes)	Record	Votes	Prev.
1.	North Central, Ill. (25)	9-0	625	1
2.	Mount Union, Ohio	9-0	590	2
3.	Johns Hopkins, Md.	9-0	577	3
4.	UW-River Falls	8-1	532	8
5.	Bethel	9-0	526	4
6.	Wartburg, Iowa	9-0	511	6
7.	Christopher Newport, Va.	9-0	444	13
8.	Saint John's	8-1	433	10
9.	John Carroll, Ohio	8-1	410	11
10.	UW-Platteville	7-2	371	12
11.	Salisbury, Md.	8-1	360	7
12.	UW-Whitewater	7-2	323	14
13.	Hardin-Simmons, Texas	8-1	320	5
14.	UW-La Crosse	6-2	301	9
15.	DePauw, Ind.	8-1	259	15
16.	Hope, Mich.	8-1	234	16
17.	Berry, Ga.	8-1	226	17
18.	Wheaton, Ill.	7-2	214	18
19.	Central, Iowa	8-1	196	19
20.	Cortland State, N.Y.	8-1	175	20
21.	Randolph-Macon, Va.	8-1	153	21
22.	Trinity, Texas	8-1	74	23
23.	Susquehanna, Pa.	7-2	68	24
24.	Wabash, Ind.	8-1	43	25
25.	Franklin & Marshall, Pa.	8-1	27	--

Others Receiving Votes: Alma 25, Adrian 22, Mary Hardin-Baylor 16, Washington & Jefferson 14, Monmouth 13, Chapman 9, Endicott 8, Baldwin Wallace 7, Whitworth 5, Eastern 4, Hanover 4, Rowan 3, Coe 2, UW-Oshkosh 1.

2025 AFCA Poll - Week 10

No.	School (1st-Place Votes)	Record	Votes	Prev.
1.	North Central, Ill. (52)	9-0	1300	1
2.	Mount Union, Ohio	9-0	1239	2
3.	Johns Hopkins, Md.	9-0	1185	3
4.	Bethel	9-0	1121	6
5.	UW-River Falls	8-1	1073	8
6.	Wartburg, Iowa	9-0	1072	7
7.	Saint John's	8-1	959	9
8.	Christopher Newport, Va.	9-0	930	12
9.	John Carroll, Ohio	8-1	872	11
10.	Salisbury, Md.	8-1	779	4
11.	DePauw, Ind.	8-1	698	13
12.	Hardin-Simmons, Texas	8-1	691	5
13.	UW-Platteville	7-2	662	14
14.	Cortland State, N.Y.	8-1	571	15
15.	Hope, Mich.	8-1	553	16
16.	UW-Whitewater	7-2	501	17
17.	UW-La Crosse	6-2	480	10
18.	Randolph-Macon, Va.	8-1	433	18
19.	Central, Iowa	8-1	426	19
20.	Berry, Ga.	8-1	367	20
21.	Wheaton, Ill.	7-2	263	21
22.	Trinity, Texas	8-1	229	22
23.	Wabash, Ind.	8-1	167	23
24.	Adrian, Mich.	8-1	57	---
25.	Franklin & Marshall, Pa.	8-1	42	---

Others Receiving Votes: Mary Hardin-Baylor 37, Monmouth (Ill.) 26, UW-Oshkosh 20, Endicott 17, Susquehanna 17, Whitworth 17, Hanover 14, Alma 12, Linfield 11, UW-Stout 11, Coe 9, Washington & Jefferson 9, Chapman 7, Springfield 6, Muhlenberg 5, Baldwin Wallace 3, Concordia (Wis.) 2, LaGrange 2, Washington (Mo.) 2, Eastern 1, Ohio Northern 1, Wesleyan 1.

On This Date in Johnnie Football History...

The Johnnies are 3-0 all-time on November 15: 2003 vs. Crown (W, 50-0); 2008 at Carleton (W, 14-10); and 2014 at St. Olaf (W, 26-6).

2003 vs. Crown (W, 50-0): A week after John Gagliardi's record win No. 409, SJU rolled to a less-dramatic 50-0 win over Crown in the 2003 regular-season finale in Collegeville. The Johnnies out-gained the Storm 504-192, scored touchdowns on their first five possessions and pulled a majority of the starters before the first quarter was over. Ryan Keating passed for three touchdowns in the game's first 7:57, while Lee Clintsman caught four passes for 120 yards and two scores. Crown registered three plays in each of its first seven possessions.

2008 at Carleton (W, 14-10): For the second consecutive season, SJU came from behind in the final minute to defeat Carleton 17 years ago in Northfield. Following Carleton's go-ahead touchdown with under a minute left in regulation, Joe Boyle orchestrated a four-play, 62-yard scoring drive that ended on a 22-yard touchdown pass to Jeff Schnobrich with 16 seconds remaining. The game-winning drive consumed only 34 seconds. The win clinched the MIAC championship and the conference's automatic bid to the NCAA Division III playoffs.

2014 at St. Olaf (W, 26-6): SJU earned its first MIAC championship and NCAA Playoff berth since 2009 with a 26-6 win during steady snowfall 11 years ago at St. Olaf. Sam Sura needed seven rushing yards to break SJU's single-season rushing record and finished with 136 yards and two touchdowns on 25 carries for his school-record seventh consecutive 100-yard rushing game (ninth of the season). He registered 90 yards on 20 carries in the first half and did not play in the fourth quarter with SJU ahead 26-6. Reid Bjorklund led the SJU defense, which held the Oles to 199 yards of offense and a 3-for-13 showing on third down, with seven tackles (four solo), including 1.5 tackles for a loss. Carter Hanson added six tackles (three solo), including half a tackle for loss and two fumble recoveries.

BEST RECORD SINCE 1990 IN DIII

Saint John's enters the 2025 season with the second-most wins (332) and the third-best winning percentage (.829) in NCAA Division III football since 1990 among programs with 200 games played or more (*see charts below*).

Winning Percentage (min. 200 games played)

.949	Mount Union, Ohio (453-24-1)
.850	Mary Hardin-Baylor, Texas (283-50)
.829	Saint John's (332-68-1)
.824	Linfield, Ore. (297-63-1)
.814	UW-Whitewater (332-76)
.810	Washington & Jefferson, Pa. (312-73)
.799	Wartburg, Iowa (299-75)
.793	Central, Iowa (288-75)
.792	Wheaton, Ill. (287-75-1)
.790	Wittenberg, Ohio (288-76-1)

Wins

453	Mount Union, Ohio (453-24-1, .949)
332	Saint John's (332-68-1, .829)
332	UW-Whitewater (332-76, .814)
312	Washington & Jefferson, Pa. (312-73, .810)
299	Wartburg, Iowa (299-75, .799)
297	Linfield, Ore. (297-63-1, .824)
288	Central, Iowa (288-75, .793)
288	Wittenberg, Ohio (288-76-1, .790)
287	Wheaton, Ill. (287-75-1, .792)
283	Mary Hardin-Baylor, Texas (283-50, .850)

ESPN'S TOP FOOTBALL PROGRAMS

Saint John's was ranked No. 18 out of ESPN's top 50 programs over the last 150 years in August 2019. The ranking formula considered a program's number of national championships and various winning percentages: dominance (best 50 seasons in program history), since integration (1969-2018), early modern (1919-1968) and pre-modern (1869-1918). ESPN noted: "It is not true that the Johnnies' late head coach, John Gagliardi, coached against Frank Leahy. But it is true that Gagliardi became head coach at Saint John's in 1953, the last season that Leahy coached at Notre Dame, and didn't retire until 2012, after 60 seasons and 465 victories. Saint John's, according to our metrics, had one of the 10 most successful programs of the past 100 years. That's another way of saying Gagliardi won 27 conference titles and four national championships."

ESPN's Top 20 College Football Programs

Rk.	Team	Div.	Rating	National Titles (as of Aug. 2019)
1.	Alabama	FBS	74.9	15
2.	Notre Dame	FBS	72.9	13
3.	Ohio State	FBS	69.6	8
4.	Oklahoma	FBS	68.5	7
5.	Southern California	FBS	67.3	9
6.	Michigan	FBS	67.2	9
7.	Yale	FCS	66.7	18
8.	Nebraska	FBS	64.2	5
9.	Texas	FBS	64.0	4
10.	North Dakota State	FCS	63.6	15
11.	Princeton	FCS	62.8	15
12.	Penn State	FBS	61.6	4
13.	Harvard	FCS	60.8	8
14.	Tennessee	FBS	59.2	2
15.	Louisiana State	FBS	59.0	4
16.	Mount Union	III	58.7	13
17.	Miami	FBS	58.4	5
18.	Saint John's	III	58.3	4
19.	Florida State	FBS	57.4	3
20.	Auburn	FBS	56.8	2

ANOTHER 10-WIN SEASON

The Johnnies' 41-33 win over Bethel in the 2024 MIAC championship game secured the program's 26th 10-win season and eighth in the last 10 seasons. No other MIAC program has half of that total and four schools have yet to achieve the feat (Carleton, Hamline, Macalester and St. Olaf).

10-Win Seasons, Among MIAC Schools		
School	No.	Last
Saint John's	26	2024
Bethel	7	2024
Concordia	7	2005
St. Scholastica	2	2014
Augsburg	1	1997
Gustavus	1	1987

A WINNING TRADITION

The Johnnies' 11-1 record in 2024 served as the program's 56th-consecutive season without a losing record. Bethel (11-3), Carleton (5-5), Concordia (7-3), Gustavus Adolphus (5-5) and St. Olaf (7-3) also had a non-losing season last fall.

Consecutive Seasons (entering the 2025 season)		
MIAC Team	Without a Losing Record	
1. Saint John's	56	
2. Bethel	30	
3. Gustavus	11	
4. Carleton	4	
5. Concordia	3	
5. Augsburg	2	
St. Olaf	2	
8. Hamline, Macalester	0	
St. Scholastica		

WINS, ON A NATIONAL SCALE

The 47-14 win over Rose-Hulman (Ind.) on Nov. 16, 2019, enabled SJU to become the eighth program in Division III history to reach 650 victories. The Johnnies already own DIII's best winning percentage (75 seasons or more) at .723 and enters the 2025 season sixth in Division III history for wins.

Best NCAA Division III Record, By Wins (entering the 2025 season)					
Rk.	School	Yrs.	Won	Lost	Pct.
1.	Mount Union, Ohio	128	868	398	.680
2.	Wittenberg, Ohio	130	805	378	.676
3.	Washington & Jefferson, Pa.	133	790	405	.656
4.	Widener, Del.	142	732	453	.614
5.	Wabash, Ind.	137	725	404	.635
6.	Saint John's	113	692	258	.723
7.	Williams, Mass.	138	676	403	.621
8.	Franklin & Marshall, Pa.	136	669	515	.563
9.	Central, Iowa	116	668	338	.660
10.	Albion, Mich.	138	664	428	.604
	Amherst, Mass.	144	664	443	.595

BEST WINNING PCT. (START OF 2025 SEASON)

*minimum 75 seasons, all divisions of college football

Team	Div.	W	L	T	Pct.	Seasons
1. Ohio State	FBS	978^	334	53	.736	135
2. Michigan	FBS	1,012	358	36	.733	145
Alabama	FBS	974	341	43	.733	130
4. Notre Dame	FBS	962	339	42	.732	135
5. Oklahoma	FBS	950	348	53	.723	130
Saint John's	III	692	258	24	.723	113
7. Linfield	III	656	266	30	.705	109
8. Texas	FBS	961	395	33	.704	132
9. UW-Whitewater	III	653	270	21	.703	99
10. Yale	FCS	943	393	55	.698	151
11. Southern California	FBS	882	374	54	.694	131
12. Penn State	FBS	943	412	41	.690	138
13. Mount Union	III	865	392	38	.683	127
14. Harvard	FCS	909	413	50	.681	149
15. West Chester	II	637	296	17	.679	95

^Ohio State voided all 12 of its wins from the 2010 season

MIAC TITLE NO. 37

The Johnnies' 41-33 win over Bethel last Nov. 16 in the 2024 MIAC Championship game clinched the program's MIAC-record 37th conference title and its fifth in the last six seasons.

MIAC Titles, Won or Shared (since 1920)		
School	No.	Last Title
Saint John's	37	2024
Gustavus	22	1987
St. Thomas*	21	2019
Concordia	18	2004
Bethel	6	2023
St. Olaf	6	1979
Hamline	5	1988
Minnesota-Duluth*	3	1973
Augsburg	2	1997
Carleton	2	1992
Macalester	2	1947
Saint Mary's%	1	1928
St. Scholastica	0	-----

*no longer a member of the MIAC %no longer competes in MIAC football

SJU FOOTBALL BY DECADE (THRU NOV. 8)

Decade	Record (Pct.)
1900's	15-14-0 (.517)
1910's	did not compete
1920's	12-40-4 (.250)
1930's	45-19-7 (.683)
1940's	33-23-3 (.585)
1950's	51-27-1 (.652)
1960's	65-21-3 (.747)
1970's	70-20-2 (.772)
1980's	71-25-2 (.735)
1990's	96-17-2 (.843)
2000's	107-19-0 (.849)
2010's	88-26-0 (.772)
2020's	48-7-0 (.873)

SJU IN THE D3FOOTBALL.COM POLL

Saint John's has been ranked in D3football.com's top 25 in 136-consecutive polls (preseason, weeks 1-11, final). The last time the Johnnies were not ranked in the top 25 was in Week 3 of the 2014 season. The program has an average ranking of 8.15 since. Not counting the 2020-21 season that was ravaged by COVID-19, D3football.com has published 282 national polls since the ranking was established in 2003. SJU has been ranked in the top 25 in 227 of those, including 96 in the top five, 179 in the top 10 and 214 in the top 20.

2025 – SJU'S SCORING DRIVES

Team (Date)	Plays-Yds.	Span	Qtr.	Clock	Down-Dist.	Scoring Play
Minnesota-Morris (9/13/25)	7-67	4:13	1	0:00	2-G	Caden Wheeler 3-yard run (Hansen kick)
Minnesota-Morris	5-65	2:07	2	10:08	1-10	Corey Bohmert 20-yard run (Hansen kick)
Minnesota-Morris	5-61	2:07	2	6:10	1-G	Joey Gendreau 8-yard pass from Trey Feeney (Hansen kick)
Minnesota-Morris	3-68	1:24	3	13:32	2-2	Joey Gendreau 35-yard pass from Zander Dittbenner (Hansen kick)
Minnesota-Morris	3-43	1:31	3	7:53	1-G	Dylan Wheeler 1-yard pass from Trey Feeney (Hansen kick)
Minnesota-Morris	---	---	3	6:52	2-10 (Opp.)	Jack St. Fleur 40-yard interception return (Hansen kick)
Minnesota-Morris	6-63	3:17	3	1:50	2-4	Caden Wheeler 9-yard run (Hansen kick)
at Hamline (9/20/25)	8-75	3:38	1	11:22	3-G	Dylan Wheeler 3-yard pass from Trey Feeney (Hansen kick)
at Hamline	5-75	1:48	1	4:23	1-G	Corey Bohmert 4-yard run (Hansen kick)
at Hamline	5-25	1:40	1	1:11	2-G	Zander Dittbenner 8-yard run (Hansen kick)
at Hamline	6-94	3:21	2	10:01	2-10	Zander Dittbenner 12-yard run (Hansen kick)
at Hamline	1-9	0:08	2	4:03	1-G	Corey Bohmert 9-yard run (Hansen kick)
at Hamline	6-26	1:00	2	1:05	4-7	Matt Hansen 37-yard field goal
at Hamline	3-59	1:23	3	12:05	1-10	Dylan Wheeler 19-yard pass from Zander Dittbenner (Hansen kick)
at Hamline	8-61	4:22	3	6:50	4-1	Dylan Wheeler 3-yard pass from Trey Feeney (Hansen kick)
at Hamline	10-69	5:23	4	6:47	2-6	Cade Berg 20-yard pass from Reece Dawson (Hansen kick)
Augsburg (9/27/25)	9-72	2:44	1	9:30	2-15	Dylan Wheeler 21-yard pass from Zander Dittbenner (Hansen kick)
Augsburg	9-80	4:59	1	2:49	1-10	Zander Dittbenner 16-yard run (Hansen kick)
Augsburg	11-77	4:22	2	11:07	3-G	Caden Wheeler 1-yard run (Hansen kick)
Augsburg	2-80	0:57	2	9:05	1-10	Joey Gendreau 37-yard pass from Trey Feeney (Hansen kick)
Augsburg	4-53	1:56	2	1:13	1-10	Zander Dittbenner 21-yard run (Hansen kick)
Augsburg	5-61	2:48	3	12:02	1-G	Caden Wheeler 7-yard run (Hansen kick)
Augsburg	7-70	2:56	3	6:04	2-3	Carson Hegerle 4-yard pass from Trey Feeney (Hansen kick)
Augsburg	11-79	5:19	4	12:46	2-10	Corey Bohmert 12-yard run (Hansen kick)
Augsburg	9-48	5:05	4	3:30	3-G	Wyatt McCabe 10-yard pass from Lucas Jansky (Sievers kick)
at Bethel (10/4/25)	5-33	2:20	2	6:47	4-G	Caden Wheeler 1-yard run (Hansen kick)
at Bethel	10-64	2:38	2	0:00	4-1	Matt Hansen 28-yard field goal
Macalester (10/11/25)	2-38	0:41	1	13:07	1-10	Joey Gendreau 21-yard pass from Zander Dittbenner (Hansen kick)
Macalester	6-53	2:42	1	8:01	2-G	Dylan Kirchner 1-yard run (Hansen kick)
Macalester	9-65	3:43	1	2:35	3-4	Wyatt McCabe 7-yard run (Hansen kick)
Macalester	2-40	0:47	2	14:55	1-G	Logan Eisele 6-yard pass from Trey Feeney (Hansen kick)
Macalester	2-73	0:42	2	11:38	1-10	Joey Gendreau 62-yard pass from Zander Dittbenner (Hansen kick)
Macalester	4-94	2:04	2	6:56	1-10	Dylan Wheeler 16-yard pass from Trey Feeney (Hansen kick)
Macalester	2-29	0:44	2	3:51	1-G	Joey Gendreau 7-yard pass from Zander Dittbenner (Hansen kick)
Macalester	4-64	0:54	2	0:50	2-G	Joey Gendreau 4-yard pass from Trey Feeney (Hansen kick)
Macalester	---	---	3	10:23	1-10 (Opp.)	Hudson Poole 21-yard interception return (Hansen kick)
Macalester	4-88	2:21	4	9:28	1-10	Maverick Harper 64-yard run (Sievers kick)
at Concordia (10/18/25)	8-80	3:44	1	8:31	1-G	Carson Hegerle 1-yard pass from Trey Feeney (Hansen kick)
at Concordia	10-71	3:52	1	0:01	3-2	Caden Wheeler 5-yard run (Hansen kick)
at Concordia	9-27	4:35	2	8:10	4-G	Matt Hansen 20-yard field goal
at Concordia	3-34	0:16	2	0:00	1-10	Matt Hansen 47-yard field goal
at Concordia	8-80	3:51	3	7:44	2-2	Dylan Wheeler 15-yard pass from Trey Feeney (Hansen kick)
at Concordia	7-75	3:50	4	10:23	3-G	Zach Frank 2-yard pass from Trey Feeney (Hansen kick)
at Concordia	7-40	4:03	4	5:54	2-7	Dylan Wheeler 8-yard pass from Trey Feeney (Hansen kick)
Carleton (10/25/25)	9-64	4:10	1	8:42	3-G	Dylan Wheeler 4-yard pass from Trey Feeney (Hansen kick)
Carleton	8-97	3:52	1	1:39	2-4	Dylan Wheeler 26-yard pass from Trey Feeney (Hansen kick)
Carleton	7-82	4:25	2	8:59	3-G	Riley Schwellenbach 5-yard pass from Trey Feeney (Hansen kick)
Carleton	8-90	2:11	2	0:48	1-G	Carson Hegerle 3-yard pass from Trey Feeney (Hansen kick)
Carleton	7-80	4:08	3	3:11	3-7	Owen Amrhein 46-yard pass from Trey Feeney (Hansen kick)
Carleton	4-26	1:52	4	11:52	2-G	Dylan Wheeler 3-yard pass from Trey Feeney (Hansen kick)
Carleton	---	---	4	9:59	4-14 (Opp.)	Carson Hegerle 57-yard punt return (Hansen kick)
at Gustavus (11/1/25)	10-53	5:33	1	7:44	1-G	Carson Hegerle 1-yard pass from Trey Feeney (Hansen kick)
at Gustavus	---	---	1	2:08	3-5 (Opp.)	Blake Simonson 30-yard interception return (Hansen kick)
at Gustavus	11-61	4:21	2	8:16	4-9	Matt Hansen 38-yard field goal
at Gustavus	6-70	3:19	3	7:05	3-4	Dylan Wheeler 11-yard pass from Trey Feeney (Hansen kick)
at Gustavus	17-53	9:26	4	3:34	4-G	Carson Hegerle 4-yard pass from Trey Feeney (Hansen kick)
St. Scholastica (11/8/25)	6-42	2:14	1	8:32	1-G	Maverick Harper 8-yard run (Hansen kick)
St. Scholastica	6-72	2:52	1	3:54	1-10	Dylan Wheeler 14-yard pass from Trey Feeney (Hansen kick)
St. Scholastica	---	---	1	2:07	4-19 (Opp.)	Nolan Dumonceaux 10-yard fumble return (Hansen kick)
St. Scholastica	7-70	2:45	2	12:20	1-G	Joey Gendreau 10-yard pass from Trey Feeney (Hansen kick)
St. Scholastica	5-50	2:32	2	8:37	3-G	Riley Schwellenbach 3-yard pass from Trey Feeney (Hansen kick)
St. Scholastica	6-69	2:46	2	4:41	3-9	Riley Schwellenbach 13-yard pass from Trey Feeney (Hansen kick)
St. Scholastica	7-60	0:54	2	0:16	2-4	Riley Schwellenbach 12-yard pass from Trey Feeney (Hansen kick)
St. Scholastica	5-42	2:09	3	11:42	3-2	Maverick Harper 5-yard run (Hansen kick)
St. Scholastica	13-69	7:03	4	7:36	4-3	Mason Delzer 5-yard run (Hansen kick)
St. Scholastica	5-43	2:56	4	4:16	1-G	Logan Eisele 3-yard run (Hansen kick)

2025 – SJU'S SCORING DRIVES ALLOWED

Team (Date)	Plays-Yds.	Span	Qtr.	Clock	Down-Dist.	Scoring Play
at Bethel (10/4/25)	18-69	7:12	1	5:58	4-G	Zach Bengston 24-yard field goal
at Bethel	11-75	4:09	2	2:38	3-10	Tyler Terry 26-yard pass from Cooper Drews (Bengston kick)
at Bethel	6-80	2:13	4	6:20	1-10	Taye Manns 23-yard run (Bengston kick)
at Concordia (10/18/25)	7-50	3:40	4	14:13	4-3	Alejandro Sanchez 20-yard pass from Jersey Selzler (Druley kick failed)
Carleton (10/25/25)	9-20	5:03	3	7:27	4-15	Marcus Merkelbach 38-yard field goal
Carleton	12-75	5:01	4	4:58	4-G	Rye Storrs 4-yard pass from Jack Curtis (Merkelbach kick)
at Gustavus (11/1/25)	8-27	3:37	2	2:23	4-G	Owen Forsythe 21-yard field goal
at Gustavus	8-43	0:58	2	0:21	3-G	Jordan Wold 2-yard pass from Dylan Blount (Forsythe kick)
at Gustavus	10-60	4:15	3	2:45	4-9	Owen Forsythe 28-yard field goal
St. Scholastica (11/8/25)	3-35	0:53	3	14:01	3-5	Andrew Burgess II 30-yard pass from Donald West (Andrews kick)
St. Scholastica	6-69	3:27	3	8:09	2-7	Teagen Lubinski 27-yard pass from Donald West (Andrews kick)
St. Scholastica	12-82	6:06	4	14:44	2-G	Nathan Behrens 5-yard pass from Donald West (Andrews kick)

2025 – SCORING DRIVE SUPERLATIVES

	Saint John's	Opponent
Most Plays/Result	17, at Gustavus Adolphus (TD)	18, Bethel (FG)
Most Yards/Result	97, vs. Carleton (TD)	80, Bethel (TD)
Most Time/Result	9:26, at Gustavus Adolphus (TD)	7:12, Bethel (FG)

2025 – GAME-BY-GAME LEADERS

Game	Passing	Rushing	Receiving	Tackles	Sacks
Minnesota-Morris	Trey Feeney (12-13, 141 yds, 2 TD)	Caden Wheeler (8 att, 81 yds, 2 TD)	Joey Gendreau (8 rec, 124 yds, 2 TD)	Aiden McMahon (5-4-9)	Zach Frank (1.5/11)
at Hamline	Trey Feeney (14-20, 215 yds, 2 TD)	Dylan Kirchner (7 att, 43 yds, 0 TD)	Joey Gendreau (9 rec, 137 yds, 0 TD)	Goettlicher/McMahon (5-1-6)	Grady Minnerath (1.0/17)
Augsburg	Trey Feeney (14-21, 212 yds, 2 TD)	Caden Wheeler (12 att, 87 yds, 2 TD)	Joey Gendreau (10 rec, 166 yds, 1 TD)	Danner (4-1-5)/Goettlicher (5-0-5)	Zach Frank (2.0/11)
at Bethel	Trey Feeney (19-23, 181 yds, 0 TD)	Caden Wheeler (14 att, 44 yds, 1 TD)	Dylan Wheeler (8 rec, 113 yds, 0 TD)	Aiden McMahon (11-6-17)	Goettlicher/King (1.0/5)
Macalester	Trey Feeney (13-14, 250 yds, 3 TD)	Maverick Harper (1 att, 64 yds, 1 TD)	Joey Gendreau (6 rec, 115 yds, 4 TD)	Gallagher/Wahlin (2-3-5) Dumonceaux/McMahon (1-4-5)	Tommy Gilmore (1.0/16)
at Concordia	Trey Feeney (34-45, 374 yds, 4 TD)	Caden Wheeler (11 att, 55 yds, 1 TD)	Dylan Wheeler (12 rec, 99 yds, 2 TD)	Goettlicher (6-1-7)/McMahon (4-3-7)	Tommy Gilmore (1.0/1)
Carleton	Trey Feeney (33-41, 409 yds, 6 TD)	Caden Wheeler (10 att, 76 yds, 0 TD)	Schwellenbach (8 rec, 126 yds, 1 TD)	Aiden McMahon (2-10-12)	Zach Frank (2.0/20)
at Gustavus	Trey Feeney (30-43, 291 yds, 3 TD)	Maverick Harper (14 att, 41 yds, 0 TD)	Dylan Wheeler (11 rec, 128 yds, 1 TD)	Aiden McMahon (7-6-13)	Landon Gallagher (1.0/6)
St. Scholastica	Trey Feeney (22-30, 294 yds, 5 TD)	Mason Delzer (8 att, 68 yds, 1 TD)	Joey Gendreau (8 rec, 97yds, 1 TD)	Aiden McMahon (3-5-8)	Zach Frank (2.0/11)

2025 – SAINT JOHN'S IN THE RED ZONE

Game	In RZ	xScored	Pts.	TDs	Rush TD	Pass TD	FG Made	FG Miss	Downs	Int.	Fumb.	Half	Game
Minnesota-Morris	6	5	35	5	3	2	0	0	0	1	0	0	0
at Hamline	10	9	59	8	4	4	1	0	0	0	0	1	0
Augsburg	7	7	49	7	4	3	0	0	0	0	0	0	0
at Bethel	5	2	10	1	1	0	1	1	2	0	0	0	0
Macalester	6	6	42	6	2	4	0	0	0	0	0	0	0
at Concordia	6	6	38	5	1	4	1	0	0	0	0	0	0
Carleton	4	4	28	4	0	4	0	0	0	0	0	0	0
at Gustavus	3	3	21	3	0	3	0	0	0	0	0	0	0
St. Scholastica	9	9	63	9	4	5	0	0	0	0	0	0	0
TOTALS (91.1%)	56	51	345	48	19	29	3	1	2	1	0	1	0

2025 – OPPONENTS IN THE RED ZONE

Game	In RZ	xScored	Pts.	TDs	Rush TD	Pass TD	FG Made	FG Miss	Downs	Int.	Fumb.	Half	Game
Minnesota-Morris	2	0	0	0	0	0	0	0	2	0	0	0	0
at Hamline	1	0	0	0	0	0	0	0	0	1	0	0	0
Augsburg	0	0	0	0	0	0	0	0	0	0	0	0	0
at Bethel	2	1	3	0	0	0	1	0	0	0	0	1	0
Macalester	2	0	0	0	0	0	0	0	1	0	1	0	0
at Concordia	2	1	6	1	0	1	0	0	1	0	0	0	0
Carleton	2	2	10	1	0	1	1	0	0	0	0	0	0
at Gustavus	3	3	13	1	0	1	2	0	0	0	0	0	0
St. Scholastica	1	1	7	1	0	1	0	0	0	0	0	0	0
TOTALS (53.3%)	15	8	39	4	0	4	4	0	4	1	1	1	0

When Saint John's Has the Ball

Saint John's Offense

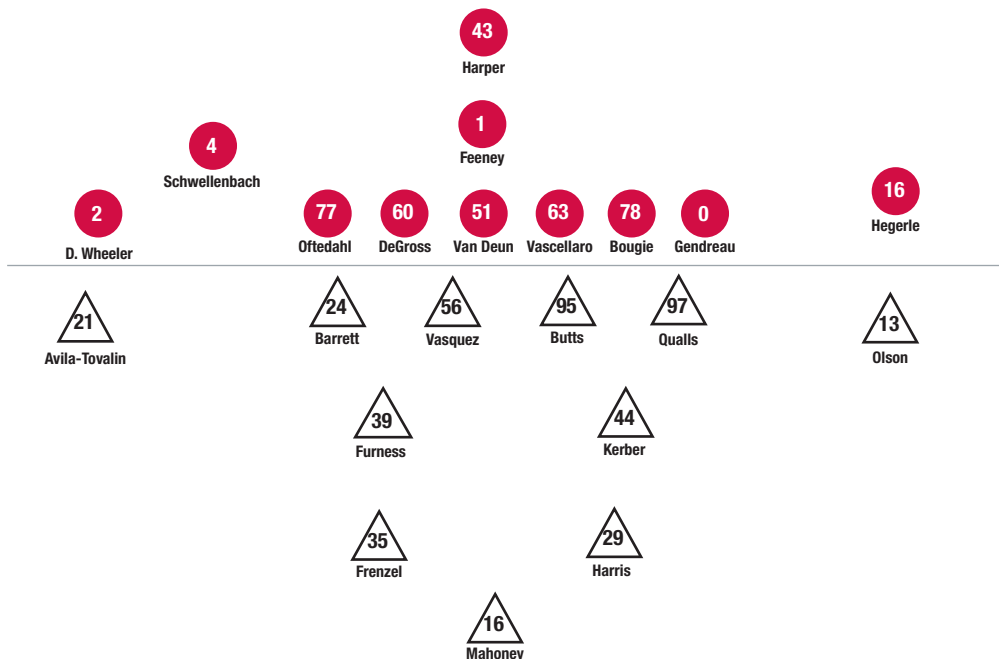
WR	16	Carson Hegerle, So. (6-2, 190)
WR	4	Riley Schwellenbach, Jr. (5-9, 160)
LT	78	Michael Bougie, Jr. (6-5, 310)
LG	63	Joe Vascellaro, Sr. (6-3, 295)
C	51	Barrett Van Deun, Jr. (6-1, 285)
RG	60	Ian DeGross, Sr. (6-3, 290)
RT	77	Mike Oftedahl, So. (6-2, 305)
TE	0	Joey Gendreau, Sr. (6-3, 230)
WR	2	Dylan Wheeler, Sr. (6-2, 195)
QB	1	Trey Feeney, Jr. (6-3, 205)
RB	43	Maverick Harper, So. (5-11, 200)

St. Olaf Defense

DE	24	Noah Barrett, Sr. (6-0, 220)
DT	56	Jacob Vasquez, 5th (6-2, 300)
DT	95	Logan Butts, Jr. (6-4, 285)
DE	97	Finn Qualls, Jr. (6-1, 250)
LB	39	Mateo Furness, Fr. (6-0, 210)
LB	44	Josh Kerber, So. (5-11, 220)
CB	21	Tony Avila-Tovalin, 5th (5-10, 180)
S	35	Bryce Frenzel, So. (5-9, 185)
S	16	Alec Mahoney, So. (5-9, 185)
S	29	Will Harris, Jr. (6-0, 180)
CB	13	Carter Olson, So. (5-10, 170)

Saint John's Special Teams

K	90	Matt Hansen, Jr. (5-11, 150)
P	90	Matt Hansen, Jr. (5-11, 150)
LS	2	Nolan Dumonceaux, So. (6-1, 200)
H	20	Hudson Poole, So. (5-10, 165)
KR	20	Hudson Poole, So. (5-10, 165)
	16	Carson Hegerle, So. (6-2, 190)
PR	16	Carson Hegerle, So. (6-2, 190)



When St. Olaf Has the Ball

St. Olaf Offense

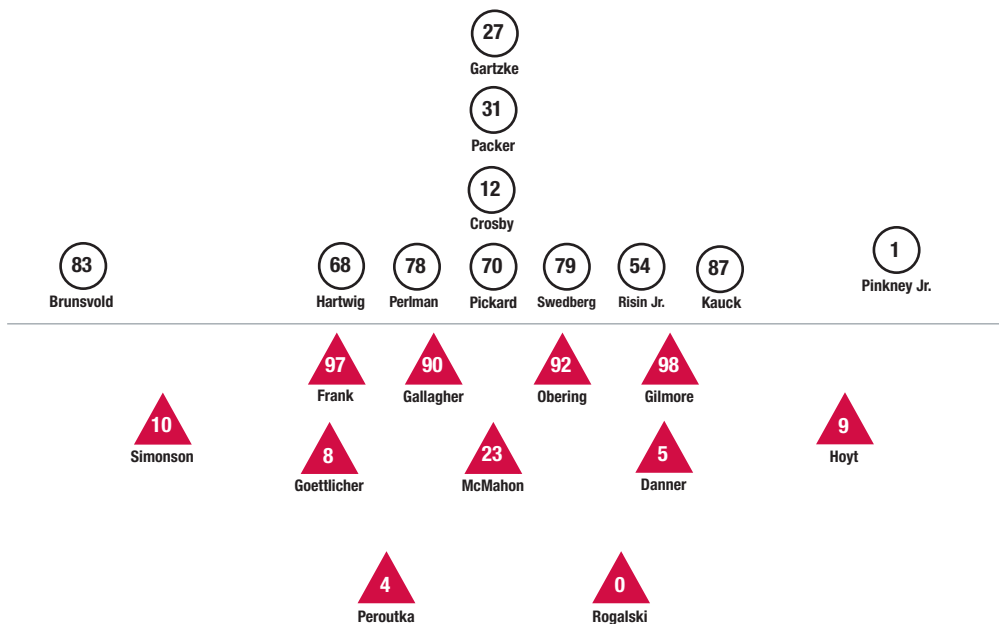
WR	83	Erick Brunsvold, So. (6-4, 190)
WR	1	Tory Pinkney Jr., So. (5-7, 140)
LT	54	Alton Risin Jr., So. (6-2, 280)
LG	79	Owen Swedberg, So. (6-4, 315)
C	70	Jake Pickard, So. (6-2, 270)
RG	78	Loudon Perlman, Jr. (6-4, 275)
RT	68	Johnathan Hartwig, Sr. (6-2, 285)
TE	87	Jackson Kauck, So. (6-3, 230)
QB	12	Luke Crosby, Jr. (6-0, 200)
FB	31	Cody Packer, So. (5-8, 210)
RB	27	Gus Gartzke, Jr. (5-9, 185)

Saint John's Defense

DE	97	Zach Frank, Sr. (6-3, 270)
DT	92	Chandler Obering, Sr. (6-4, 285)
DT	90	Landon Gallagher, Sr. (6-2, 250)
DE	98	Tommy Gilmore, Sr. (6-3, 260)
LB	8	Peyton Goettlicher, Jr. (5-11, 190)
LB	23	Aiden McMahon, Jr. (6-1, 220)
LB	5	Landon Danner, So. (6-2, 215)
CB	9	Westin Hoyt, So. (6-1, 200)
S	0	Mark Rogalski, So. (6-0, 205)
S	4	Will Peroutka, So. (5-11, 175)
CB	10	Blake Simonson, Sr. (5-11, 175)

St. Olaf Special Teams

K	4	Ethan Hess, So. (5-10, 170)
H	12	Luke Crosby, Jr. (6-0, 200)
P	49	Soren Floden, So. (5-11, 180)
LS	97	Finn Qualls, Jr. (6-1, 250)
SS	70	Jake Pickard, So. (6-2, 270)
KR	27	Gus Gartzke, Jr. (5-9, 185)
	16	Alec Mahoney, So. (5-9, 185)
PR	1	Tory Pinkney Jr., So. (5-7, 140)



THE LAST TIME...

* Postseason game # Metrodome

SAINT JOHN'S Rushing

300+ Yards	Oct. 30, 2021 (371, vs. St. Scholastica)
350+ Yards	Oct. 30, 2021 (371, vs. St. Scholastica)
400+ Yards	Sept. 18, 1999 (469 vs. Macalester)
50+ Attempts	Nov. 13, 2021 (53, at Bethel)
60+ Attempts	Oct. 15, 2016 (60, vs. Carleton)
70+ Attempts	Nov. 3, 1984 (74, at Macalester)
5 Rushing TD's	Sept. 27, 2025 (5, vs. Augsburg)
6 Rushing TD's	Nov. 9, 2019 (6, at Hamline)
7 Rushing TD's	Nov. 4, 2017 (8, at Hamline)

Passing

300+ Yards	Nov. 8, 2025 (373, vs. St. Scholastica)
400+ Yards	Oct. 25, 2025 (444, vs. Carleton)
500+ Yards	<i>Never</i>
40+ Attempts	Nov. 8, 2025 (41, vs. St. Scholastica)
50+ Attempts	Nov. 11, 2023 (51, at Concordia)
60+ Attempts	Oct. 7, 2023 (60, vs. Concordia)
30+ Completions	Nov. 1, 2025 (30, at Gustavus)
40+ Completions	Oct. 7, 2023 (44, vs. Concordia)
4 Passing TD's	Nov. 8, 2025 (5, vs. St. Scholastica)
5 Passing TD's	Nov. 8, 2025 (5, vs. St. Scholastica)
6 Passing TD's	Oct. 25, 2025 (6, vs. Carleton)
7 Passing TD's	Oct. 28, 2023 (8, vs. St. Scholastica)
8 Passing TD's	Oct. 28, 2023 (8, vs. St. Scholastica)
3+ Interceptions	Nov. 26, 2022 (4, vs. Wartburg, Iowa)*
4+ Interceptions	Nov. 26, 2022 (4, vs. Wartburg, Iowa)*
5+ Interceptions	Oct. 28, 2000 (5, at Bethel)

Combination Offense

300-Yard Passer + 100-Yard Rusher	Oct. 12, 2024 at Concordia (399, Aaron Syverson; 128, Caden Wheeler)
200-Yard Passer + 100-Yard Rusher + 100-Yard Receiver	Oct. 12, 2024 at Concordia (399, Aaron Syverson; 128, Caden Wheeler; 159, Dylan Wheeler/132, Marselio Mendez)
200-Yard Passer + 100-Yard Rusher	Oct. 12, 2024 at Concordia (399, Aaron Syverson; 128, Caden Wheeler)
100-Yard Rusher + 100-Yard Receiver	Oct. 12, 2024 at Concordia (128, Caden Wheeler; 159, Dylan Wheeler/132, Marselio Mendez)

Total Offense

400+ Yards	Oct. 25, 2025 (564, vs. Carleton)
500+ Yards	Oct. 25, 2025 (564, vs. Carleton)
600+ Yards	Oct. 11, 2025 (630, vs. Macalester)
700+ Yards	Oct. 26, 2019 (749, at St. Olaf)
75+ Plays	Oct. 19, 2024 (75, at Carleton)
85+ Plays	Oct. 7, 2023 (87, vs. Concordia)

Scoring

14 Points or Less	Oct. 4, 2025 (L, 10-17 at Bethel)
40+ Points	Nov. 8, 2025 (W, 70-21 vs. St. Scholastica)
50+ Points	Nov. 8, 2025 (W, 70-21 vs. St. Scholastica)
60+ Points	Nov. 8, 2025 (W, 70-21 vs. St. Scholastica)
2-Point Conversion	Sept. 2, 2023 (W, 34-31 in OT vs. Trinity, Texas) (Aaron Syverson pass to Joey Gendreau)
Opp. Scoreless	Oct. 11, 2025 (W, 70-0 vs. Macalester)
Opp. Scoreless (Home)	Oct. 11, 2025 (W, 70-0 vs. Macalester)
Opp. Scoreless (Road)	Sept. 20, 2025 (W, 59-0, at Hamline)
2+ Shutouts in Season	2025 (4)
49-0 (vs. Minnesota-Morris), 59-0 (at Hamline), 63-0 (vs. Augsburg), 70-0 (vs. Macalester)	
3+ Shutouts in Season	2025 (4)
49-0 (vs. Minnesota-Morris), 59-0 (at Hamline), 63-0 (vs. Augsburg), 70-0 (vs. Macalester)	
4+ Shutouts in Season	2025 (4)
49-0 (vs. Minnesota-Morris), 59-0 (at Hamline), 63-0 (vs. Augsburg), 70-0 (vs. Macalester)	
No Opp. Off. TD	Oct. 11, 2025 (W, 70-0 vs. Macalester)
No Opp. Off. TD (Home)	Oct. 11, 2025 (W, 70-0 vs. Macalester)
No Opp. Off. TD (Road)	Sept. 20, 2025 (W, 59-0, at Hamline)
Allowed 30+ Points	Dec. 7, 2024 (L, 38-41, vs. Susquehanna, Pa.)*
Allowed 40+ Points	Dec. 7, 2024 (L, 38-41, vs. Susquehanna, Pa.)*

Allowed 50+ Points	Sept. 9, 2023 (L, 28-56 at UW-Whitewater)
SJU Scoreless	Sept. 29, 1990 (L, 0-21 at Hamline)
SJU Scoreless (Home)	Nov. 4, 1978 (L, 0-17 vs. Concordia)
SJU Scoreless (Road)	Sept. 29, 1990 (L, 0-21 at Hamline)
SJU Scoreless (Neutral)	Oct. 5, 1945 (L, 0-30 vs. St. Thomas at St. Cloud)
No SJU Off. TD	Nov. 24, 2001 (W, 9-7 vs. UW-Stevens Point)*
No SJU Off. TD (Home)	Nov. 24, 2001 (W, 9-7 vs. UW-Stevens Point)*
No SJU Off. TD (Road)	Sept. 29, 1990 (L, 0-21 at Hamline)

Turnovers

No SJU Turnovers	Oct. 11, 2025 (vs. Macalester)
4+ SJU Turnovers	Nov. 26, 2022 (5, vs. Wartburg, Iowa)*
5+ SJU Turnovers	Nov. 26, 2022 (5, vs. Wartburg, Iowa)*
3 SJU Fumbles Lost	Nov. 5, 2016 (vs. Hamline)
4+ SJU Fumbles Lost	Sept. 29, 2018 (4, at Augsburg)
4+ Takeaways	Nov. 16, 2024 (4, vs. Bethel)
5+ Takeaways	Sept. 28, 2024 (5, at Bethel)
6+ Takeaways	Oct. 13, 2018 (7, vs. St. Thomas)

Defense

50 Rush Yards or Less	Nov. 1, 2025 (14, at Gustavus)
100 Pass Yards or Less	Oct. 11, 2025 (76, vs. Macalester)
100 Total Yards or Less	Nov. 3, 2018 (98, vs. Hamline)
200 Total Yards or Less	Nov. 1, 2025 (192, at Gustavus)
4+ Interceptions	Sept. 28, 2024 (4, at Bethel)
5+ Interceptions	Nov. 12, 2022 (5, vs. Bethel)
Scored a Safety	Sept. 3, 2022 (W, 24-10 vs. UW-Whitewater)
Scored 2 Safeties	Sept. 3, 2022 (W, 24-10 vs. UW-Whitewater)

Miscellaneous

10 First Downs or Less	Sept. 23, 2017 (6, vs. St. Thomas at Target Field)
30+ First Downs	Nov. 8, 2025 (31, vs. St. Scholastica)
No Penalties	Nov. 2, 2024 (at St. Scholastica)
10+ Penalties	Oct. 5, 2024 (13, vs. Augsburg)
40:00+ of Poss.	Sept. 28, 2024 (40:06, at Bethel)
Less Than 25:00 of Poss.	Oct. 11, 2025 (24:06 vs. Macalester)
0 Punts	Sept. 27, 2025 (vs. Augsburg)
7+ Punts	Sept. 3, 2022 (9, vs. UW-Whitewater)
10+ Punts	Dec. 2, 2000 (10, at Central, Iowa)*
Overtime Game	Sept. 2, 2023 (OT; W, 34-31 vs. Trinity, Texas)
Double-Overtime Game	Nov. 2, 2013 (2OT; L, 20-23 at Gustavus)
Triple-Overtime Game	<i>Never</i>

JOHNNIE PLAYER Rushing

100+ Yards	Oct. 12, 2024 (128, Caden Wheeler at Carleton)
150+ Yards	Oct. 20, 2018 (159, Henry Trost vs. St. Olaf)
200+ Yards	Oct. 17, 2015 (201, Sam Sura vs. Gustavus)
250+ Yards	Sept. 13, 2014 (281, Sam Sura at UW-Eau Claire)
Quarterback 100+ Yards	Nov. 13, 2021 (103, Chris Backes at Bethel)
30+ Carries	Nov. 7, 2015 (35, Sam Sura at Bethel)
35+ Carries	Nov. 7, 2015 (35, Sam Sura at Bethel)
40+ Carries	Nov. 8, 2014 (40, Sam Sura vs. Bethel)
3+ TD	Nov. 2, 2024 (3, Will Blakey at St. Scholastica)
4+ TD	Oct. 9, 2021 (4, Henry Trost vs. Augsburg)
5+ TD	Oct. 2, 2004 (5, Corey Weber vs. Hamline)
Quarterback 2+ TD	Sept. 27, 2025 (2, Zander Dittbenner vs. Augsburg)
Quarterback 3+ TD	Oct. 25, 2014 (3, Nick Martin vs. Carleton)
Quarterback 4+ TD	Nov. 20, 1976 (5, Jeff Norman vs. Augustana, Ill.)*
Quarterback 5+ TD	Nov. 20, 1976 (5, Jeff Norman vs. Augustana, Ill.)*
50-Yard Run	Oct. 11, 2025 (64, Maverick Harper vs. Macalester)
60-Yard Run	Oct. 11, 2025 (64, Maverick Harper vs. Macalester)
70-Yard Run	Sept. 23, 2023 (77, Devin Vouk vs. Bethel)
80-Yard Run	Oct. 20, 2018 (80, Henry Trost vs. St. Olaf)
90-Yard Run	Sept. 27, 1980 (91, Pat Stone vs. Hamline)
2 w/100+ Yards	Oct. 20, 2018 vs. St. Olaf (159, Henry Trost; 107, Adam Essler)
2 w/2+ TD Each	Sept. 20 at Hamline (2, Corey Bohmert; 2, Zander Dittbenner)

--continued on p. 27--

--continued from p. 26--

Passing

300+ Yards	Oct. 25, 2025 (409, Trey Feeney vs. Carleton)
400+ Yards	Oct. 25, 2025 (409, Trey Feeney vs. Carleton)
30+ Comp.	Nov. 1, 2025 (30, Trey Feeney at Gustavus)
50-Yard Comp.	Oct. 11, 2025 (62, Zander Dittbenner vs. Macalester)
60-Yard Comp.	Oct. 11, 2025 (62, Zander Dittbenner vs. Macalester)
70-Yard Comp.	Dec. 7, 2024 (89, Aaron Syverson vs. Susquehanna, Pa.)*
4+ TD	Nov. 8, 2025 (5, Trey Feeney vs. St. Scholastica)
5+ TD	Nov. 8, 2025 (5, Trey Feeney vs. St. Scholastica)
6+ TD	Oct. 25, 2025 (6, Trey Feeney vs. Carleton)
Non-QB Passing TD	Oct. 27, 2018 (79, Will Gillach at Concordia)

Receiving

150+ Yards	Sept. 27, 2025 (166, Joey Gendreau vs. Augsburg)
200+ Yards	Oct. 18, 2025 (12, Dylan Wheeler at Concordia)
10+ Receptions	Nov. 1, 2025 (11, Dylan Wheeler at Gustavus)
15+ Receptions	Nov. 8, 2025 (15, Blake Elliott vs. Bethel)
3+ TD	Nov. 8, 2025 (3, Riley Schwellenbach vs. St. Scholastica)
4+ TD	Oct. 11, 2025 (4, Joey Gendreau vs. Macalester)
2 w/100+ Yards	Oct. 25, 2025 vs. Carleton (126, Riley Schwellenbach; 111, Dylan Wheeler)
3 w/100+ Yards	Nov. 11, 2023 at Concordia (156, Nick VanErp; 101, Alex Larson; 101, Dylan Wheeler)
2 w/2 TD Each	Nov. 16, 2024 vs. Bethel (3, Dylan Wheeler; 2, Marselio Mendez)
2 w/3 TD Each	Nov. 9, 2024 vs. St. Olaf (3, Marselio Mendez; 3, Dylan Wheeler)

Defense

15+ Tackles	Oct. 4, 2025 (17, Aiden McMahon at Bethel)
2+ Sacks	Nov. 8, 2025 (2.0, Zach Frank vs. St. Scholastica)
3+ Sacks	Oct. 7, 2023 (3.0, Zach Frank vs. Concordia)
Fumble Return TD	Nov. 8, 2025 (10, Nolan Dumonceaux vs. St. Scholastica)
2 Fumble Return TD	Sept. 24, 1994 (10 & 24 yards, Brian Kohorst vs. Augsburg)
2 Interceptions	Sept. 28, 2024 (2, Westin Hoyt at Bethel)
3 Interceptions	Sept. 3, 2016 (3, Leonard Gutierrez vs. St. Scholastica)
4 Interceptions	Oct. 18, 2003 (4, Paul Gans vs. Augsburg)
Interception TD	Nov. 1, 2025 (30, Blake Simonson at Gustavus)
2 INT TD's, 1 Player	Nov. 20, 1999 (66 & 92, Beau LaBore vs. UW-Stevens Point)*
2 INT TD's, 2 Players	Nov. 14, 2009 vs. Carleton (36, Nate Anderson lateral from Billy Lawrence; 59, Ethan Eid)

Special Teams

Kick Return TD	Nov. 19, 2016 (82, Evan Clark vs. UW-Platteville)*
Allowed Kick Return TD	Oct. 5, 2019 (99, Le'Andre Benion vs. Augsburg)
Punt Return TD	Oct. 25, 2025 (57, Carson Hegerle vs. Carleton)
2 PR TD's, 1 Player	Oct. 13, 2001 (66 and 46, Blake Elliott vs. Gustavus)
2 PR TD's, 2 Players	Sept. 25, 1993 vs. St. Olaf (77, Tony Lesch; 79, Mark Smith)
Allowed Punt Return TD	Oct. 6, 2007 (75, Andrew Schmiesing vs. St. Olaf)
3 FG	Nov. 10, 2012 (3, Jimmie Mattson at Bethel)
40-Yard FG	Oct. 18, 2025 (47, Matt Hansen at Concordia)
60-Yard Punt	Sept. 9, 2023 (61, Spencer Eli at UW-Whitewater)
Blocked Extra Point	Nov. 30, 2024 (Charlie King vs. UW-La Crosse)*
Returned PAT for 2 Points	Oct. 18, 2014 (Trevor Warner at Gustavus)
Blocked Field Goal	Sept. 28, 2019 (Collin Franz at Carleton)
Blocked Punt	Oct. 18, 2025 (Charlie King at Concordia)
FR TD & PR TD	Oct. 17, 1992 vs. Bethel (31-yard FR & 72-yard PR, John Beutz)
PR TD & INT TD	Dec. 14, 1963 vs. Prairie View A&M, Texas* (41-yard PR, Bob Spinner; 44-yard INT, John McCormick)

OPPONENT

100-Yard Receiver	Dec. 7, 2024 (113, Kyle Howes vs. Susquehanna, Pa.)*
100-Yard Rusher	Oct. 4, 2025 (127, Taye Manns at Bethel)
300-Yard Passer	Oct. 12, 2024 at Concordia (396, Cooper Mattern)
Blocked Extra Point	Nov. 9, 2024 vs. St. Olaf (Tate Sauerwein)
Returned PAT for 2 Points	Nov. 2, 2019 vs. Concordia (Marshall King)
Blocked Field Goal	Oct. 9, 2021 vs. Augsburg (Lionel Gates)
Blocked Punt	Sept. 14, 2024 vs. Wartburg, Iowa (Tyler Gayer)
Blocked Punt for TD	Oct. 7, 2023 (5, Owen Miller vs. Concordia)
Fumble Return TD	Nov. 26, 2022 (12, Parker Rochford vs. Wartburg, Iowa)*
Interception TD	Sept. 28, 2024 at Bethel (84, Matt Jung)
Scored a Safety	Nov. 16, 2024 (W, 41-33 vs. Bethel)

2025 - EXPLOSIVE PLAYS (20+ YARDS)

Player	No.	TD	R	P	KR	PR	IR	FR
Riley Schwellenbach	16	--	--	16	--	--	--	--
Joey Gendreau	15	4	--	15	--	--	--	--
Dylan Wheeler	12	2	--	12	--	--	--	--
Carson Hegerle	9	1	--	5	2	2	--	--
Hudson Poole	4	1	--	--	3	--	1	--
Owen Amrhein	3	1	--	3	--	--	--	--
Corey Bohmert	2	1	2	--	--	--	--	--
Westin Hoyt	2	--	--	--	1	--	1	--
Dylan Kirchner	2	--	--	2	--	--	--	--
Wyatt McCabe	2	--	2	--	--	--	--	--
Caden Wheeler	2	--	2	--	--	--	--	--
Cade Berg	1	1	--	1	--	--	--	--
Zander Dittbenner	1	1	1	--	--	--	--	--
Maverick Harper	1	1	1	--	--	--	--	--
Thomas Jacobs	1	--	--	1	--	--	--	--
Sam Nolan	1	--	--	1	--	--	--	--
Jack St. Fleur	1	1	--	--	--	--	1	--
Blake Simonson	1	1	--	--	--	--	1	--

TOTAL: 76 (15 TD)

Rushing: 8 (3 TD)

Passing: 56 (8 TD)

Kickoff Returns: 6 (0 TD)

Punt Returns: 2 (1 TD)

Interception Returns: 4 (3 TD)

Blocked Kick/Fumble Returns: 0 (0 TD)

2025 - TRACKING THE TURNOVERS

Takeaways (14)	Qtr.	SJU Result
FUM - Minnesota-Morris (McMahon)	3rd	TD
INT - Minnesota-Morris (St. Fleur)	3rd	TD*
INT - Hamline (Hoyt)	2nd	TD
INT - Hamline (Rogalski)	3rd	Punt
INT - Hamline (Dumonceaux)	3rd	Punt
FUM - Augsburg (Ryks)	4th	Fumble
INT - Macalester (Poole)	3rd	TD*
FUM - Macalester (Wallace/Smith)	4th	TD
INT - Concordia (Rogalski)	2nd	FG
INT - Concordia (McMahon)	4th	TD
INT - Carleton (Peroutka)	2nd	TD
FUM - Carleton (Wahlin)	4th	TD
INT - Gustavus (Simonson)	1st	TD*
FUM - St. Scholastica (Dumonceaux)	1st	TD*
INT - St. Scholastica (Smith)	4th	TD

TOTAL: 15 takeaways for 80 points (12-for-15 scoring)

**the turnover was returned for a touchdown*

Turnovers (10)	Qtr.	Opp. Result
INT - Minnesota-Morris (Viemeister)	2nd	End Half
FUM - Minnesota-Morris (Young/Kaiser)	4th	Downs
FUM - Minnesota-Morris (Villalobos)	4th	Downs
FUM - Augsburg (Johnson/Oseth)	4th	Punt
INT - Bethel (Williams)	1st	FG
INT - Concordia (K. Mages)	2nd	INT
INT - Carleton (Ventura)	3rd	FG
FUM - Gustavus (King/Olson)	2nd	FG
FUM - Gustavus (Bartell/Hogan)	2nd	TD
FUM - St. Scholastica (Botts/Gustafson)	3rd	TD

TOTAL: 10 turnovers for 23 points (5-for-10 scoring)

Scoring Off Turnovers (+57, 80/23)

2025 - LONGEST PLAYS OF THE YEAR

Rush: 64, Maverick Harper vs. Macalester (Oct. 11)

Pass Reception: 62, Joey Gendreau vs. Macalester (Oct. 11)

Kickoff Return: 44, Westin Hoyt vs. St. Scholastica (Nov. 8)

Punt Return: 57, Carson Hegerle vs. Carleton (Oct. 25)

Interception Return: 45, Westin Hoyt at Hamline (Sept. 20)

Blocked Kick/Fumble Return: N/A

Punt: 57, Matt Hansen at Bethel (Oct. 4)

2025 SEASON GAME HIGHS

SAINT JOHN'S Individual

Rushes	14	Maverick Harper (Nov. 1 at Gustavus) Caden Wheeler (Oct. 4 at Bethel)
Yards Rushing	87	Caden Wheeler (Sept. 27 vs. Augsburg)
TD Rushes	2	6x, most recent Maverick Harper (Nov. 8 vs. St. Scholastica)
Long Rush	64	Maverick Harper (Oct. 11 vs. Macalester)
Pass Attempts	45	Trey Feeney (Oct. 18 at Concordia)
Pass Completions	34	Trey Feeney (Oct. 25 vs. Carleton)
Yards Passing	409	Trey Feeney (Oct. 25 vs. Carleton)
Long Pass	62	Zander Dittbenner (Oct. 11 vs. Macalester)
Receptions	12	Dylan Wheeler (Oct. 18 at Concordia)
Yards Receiving	166	Joey Gendreau (Sept. 27 vs. Augsburg)
TD Receptions	4	Joey Gendreau (Oct. 11 vs. Macalester)
Long Reception	62	Joey Gendreau (Oct. 11 vs. Macalester)
TD Receptions	4	Joey Gendreau (Oct. 11 vs. Macalester)
Field Goals	2	Matt Hansen (Oct. 18 at Concordia)
Long Field Goal	47	Matt Hansen (Oct. 18 at Concordia)
Punts	3	Matt Hansen (Nov. 1 at Gustavus) Matt Hansen (Oct. 18 at Concordia)
Punting Avg.	44.0	Matt Hansen (Oct. 4 at Bethel)
Long Punt	57	Matt Hansen (Oct. 4 at Bethel)
Punts I20	2	Matt Hansen (Oct. 4 at Bethel)
Long Punt Return	57	Carson Hegerle (Oct. 25 vs. Carleton)
Long Kickoff Return	44	Westin Hoyt (Nov. 8 vs. St. Scholastica)
Tackles	17	Aiden McMahon (Oct. 4 at Bethel)
Sacks	2.0	Zach Frank (Nov. 8 vs. St. Scholastica) Zach Frank (Oct. 25 vs. Carleton) Zach Frank (Sept. 27 vs. Augsburg)
Tackles for Loss	3.0	Zach Frank (Sept. 20 vs. Hamline)
Interceptions	1	10x, most recent Tyler Smith (Nov. 8 vs. St. Scholastica)

SAINT JOHN'S Team

Rushes	36	Sept. 20 (W, 59-0 at Hamline)
Yards Rushing	257	Sept. 27 (W, 63-0 vs. Augsburg)
Yards Per Rush	8.2	Sept. 13 (W, 49-0 vs. Minn.-Morris)
TD Rushes	5	Sept. 27 (W, 63-0 vs. Augsburg)
Pass Attempts	45	Oct. 18 (W, 41-6 at Concordia)
Pass Completions	36	Oct. 25 (W, 49-10 vs. Carleton)
Yards Passing	480	Oct. 11 (W, 70-0 vs. Macalester)
Yards Per Pass	16.0	Oct. 11 (W, 70-0 vs. Macalester)
TD Passes	6	Oct. 25 (W, 49-10 vs. Carleton) Oct. 11 (W, 70-0 vs. Macalester)
Total Plays	74	Sept. 20 (W, 59-0 at Hamline)
Total Offense	630	Oct. 11 (W, 70-0 vs. Macalester)
Yards Per Play	12.6	Oct. 11 (W, 70-0 vs. Macalester)
Points	70	Nov. 8 (W, 70-21 vs. St. Scholastica) Oct. 11 (W, 70-0 vs. Macalester)
Sacks By	5	Oct. 25 (W, 49-10 vs. Carleton)
First Downs	36	Sept. 27 (W, 63-0 vs. Augsburg)
Penalties	8	Oct. 25 (W, 49-10 vs. Carleton)
Penalty Yards	94	Nov. 1 (W, 31-13 at Gustavus)
Turnovers	3	Sept. 13 (W, 49-0 vs. Minn.-Morris)
Interceptions By	3	Sept. 20 (W, 59-0 at Hamline)
Punts	3	Nov. 1 (W, 31-13 at Gustavus) Oct. 18 (W, 41-6 at Concordia)
Punting Avg	44.0	Oct. 4 (L, 10-17 at Bethel)
Long Punt	57	Oct. 4 (L, 10-17 at Bethel)
Punts inside 20	2	Oct. 4 (L, 10-17 at Bethel)
Long Punt Return	57	Oct. 25 (W, 49-10 vs. Carleton)

OPPONENT Individual

Rushes	20	Taye Manns (Oct. 4 at Bethel)
Yards Rushing	127	Taye Manns (Oct. 4 at Bethel)
TD Rushes	1	Taye Manns (Oct. 4 at Bethel)
Long Rush	39	Taye Manns (Oct. 4 at Bethel)
Pass attempts	37	Dylan Blount (Nov. 1 at Gustavus)

Pass completions	29	Jack Curtis (Oct. 25 vs. Carleton)
Yards Passing	194	Jack Curtis (Oct. 25 vs. Carleton)
TD Passes	3	Donald West (Nov. 8 vs. St. Scholastica)
Long Pass	47	Cooper Drews (Oct. 4 at Bethel)
Receptions	9	Jack Curtis (Oct. 25 vs. Carleton)
Yards Receiving	92	Albert Rundell (Oct. 4 at Bethel)
TD Receptions	1	7x, most recent Teagen Lubinski (Nov. 8 vs. St. Scholastica)
Long Reception	47	Albert Rundell (Oct. 4 at Bethel)
Field Goals	2	Owen Forsythe (Nov. 1 at Gustavus)
Long Field Goal	38	Marcus Merkelbach (Oct. 25 vs. Carleton)
Punts	8	Jacob Andrews (Nov. 8 vs. St. Scholastica) Andre Wetherill (Oct. 11 vs. Macalester)
Punting Avg.	44.2	Marcus Merkelbach (Oct. 25 vs. Carleton)
Long Punt	67	Mitchell Druley (Oct. 18 at Concordia)
Punts I20	3	Marcus Merkelbach (Oct. 25 vs. Carleton)
Long Punt Return	25	Eric Cockhill (Oct. 18 at Concordia)
Long Kickoff Return	60	Eric Cockhill (Oct. 18 at Concordia)
Tackles	11	Austin Mundt (Nov. 8 vs. St. Scholastica) Jake Borman (Oct. 4 at Bethel) Devin Williams (Oct. 4 at Bethel) Arian Saenz (Sept. 13 vs. Minn.-Morris)
Sacks	1.0	5x, most recent Max Olson (Nov. 1 at Gustavus)
Tackles For Loss	1.5	Gregory Ohman (Sept. 13 vs. Minn.-Morris)
Interceptions	1	Zach Ventura (Oct. 25 vs. Carleton) Kyle Mages (Oct. 18 at Concordia) Devin Williams (Oct. 4 at Bethel) Jack Viemeister (Sept. 13 vs. Minn.-Morris)

OPPONENT Team

Rushes	46	Oct. 4 (L, 10-17 at Bethel)
Yards Rushing	182	Oct. 4 (L, 10-17 at Bethel)
Yards Per Rush	4.0	Oct. 4 (L, 10-17 at Bethel)
TD Rushes	1	Oct. 4 (L, 10-17 at Bethel)
Pass attempts	43	Nov. 1 (W, 39-13 at Gustavus)
Pass completions	29	Oct. 25 (W, 49-10 vs. Carleton)
Yards Passing	194	Oct. 25 (W, 49-10 vs. Carleton)
Yards Per Pass	7.9	Oct. 4 (L, 10-17 at Bethel)
TD Passes	3	Nov. 8 (W, 70-21 vs. St. Scholastica)
Total Plays	68	Oct. 4 (L, 10-17 at Bethel)
Total Offense	356	Oct. 4 (L, 10-17 at Bethel)
Yards Per Play	5.2	Oct. 4 (L, 10-17 at Bethel)
Points	21	Nov. 8 (W, 70-21 vs. St. Scholastica)
Sacks By	2	Nov. 1 (W, 31-13 at Gustavus)
First Downs	24	Oct. 4 (L, 10-17 at Bethel)
Penalties	13	Sept. 27 (W, 63-0 vs. Augsburg)
Penalty Yards	85	Sept. 27 (W, 63-0 vs. Augsburg)
Turnovers	3	Sept. 20 (W, 59-0 at Hamline)
Interceptions By	1	4x, most recent Oct. 25 (W, 49-10 vs. Carleton)
Punts	9	Sept. 20 (W, 59-0 at Hamline)
Punting Avg	44.2	Oct. 25 (W, 49-10 vs. Carleton)
Long Punt	67	Oct. 18 (W, 41-6 at Concordia)
Punts inside 20	3	Oct. 25 (W, 49-10 vs. Carleton)
Long Punt Return	25	Oct. 18 (W, 41-6 at Concordia)



Blake Elliott '03, the standout wide receiver who led Saint John's University to the 2003 NCAA Division III title and ended his career ranked among the receiving leaders in all divisions of college football, was named to the 2025 College Football Hall of Fame Class on Wednesday, Jan. 15.


A 2019 inductee into the SJU J-Club's Hall of Honor, Elliott joins his head coach, SJU's legendary **John Gagliardi**, a member of the College Football Hall of Fame's 2006 class, college football's all-time wins leader and the namesake of the Gagliardi Trophy, presented annually to the top player in Division III.



Elliott is the first College Football Hall of Fame inductee from the Division III level since John Carroll linebacker London Fletcher – a 16-year veteran of the NFL – earned the honor in 2019.

The 18 first-team All-Americans and four standout coaches who make up the 2025 Class were selected from the national ballot of 77 players and nine coaches from the Football Bowl Subdivision and 101 players and 34 coaches from the divisional ranks.

They will be officially inducted during the 67th NFF Annual Awards Dinner Presented by Las Vegas on Dec. 9, 2025, at Bellagio Hotel & Casino in Las Vegas.



The inductees will also be recognized at their respective collegiate institutions with NFF Hall of Fame On-Campus Salutes, presented by Fidelity Investments, during the fall. Their accomplishments will be forever immortalized at the Chick-fil-A College Football Hall of Fame in Atlanta. Each inductee will receive a custom ring created by Jostens, the official and exclusive supplier of NFF rings.

In addition to Elliott, the 2025 class includes Montee Ball (Wisconsin); Gregg Carr (Auburn); Greg Eslinger (Minnesota); Terry Hanratty (Notre Dame); Graham Harrell (Texas Tech); John Henderson (Tennessee); Michael Huff (Texas); Jim Kleinsasser (North Dakota); Alex Mack (California); Terrence Metcalf (Mississippi); Haloti Ngata (Oregon); Steve Slaton (West Virginia); Darrin Smith (Miami, Fla.); Michael Strahan (Texas Southern); Dennis Thurman (Southern California); Michael Vick (Virginia Tech); Ryan Yarbrough (Wyoming); and coaches Larry Blakeney (Troy); Larry Korver (Northwestern, Iowa); Urban Meyer (Bowling Green, Utah, Florida, Ohio State); and Nick Saban (Toledo, Michigan State, Louisiana State, Alabama).

ELLIOTT'S CAREER STATISTICS

RECEIVING	G	REC	YDS	TD	LG	REC/G	AVG/C	AVG/G
2000	15	60	967	14	67	4.0	16.1	64.5
2001	13	72	1,056	14	46	5.5	14.7	81.2
2002	14	120	1,484	22	70	8.6	12.4	106.2
2003	14	115	1,319	13	68	8.4	11.3	94.2
TOTALS	56	369	4,826	63	70	6.6	13.1	86.2

PUNT RETURNS	G	NO.	YDS	TD	LG	AVG/R	AVG/G
TOTAL	56	122	1,459	6	89	12.0	26.1

KICK RETURNS	G	NO.	YDS	TD	LG	AVG/R	AVG/G
TOTAL	56	73	1,606	1	90	22.0	28.7

ALL PURPOSE	G	RUSH	REC	PR	KR	TOTAL	AVG/G
TOTAL	56	744	4,826	1,459	1,606	8,635	154.2

SCORING	G	TD	RUSH	PASS	RET	2PAT	TOTAL
TOTAL	56	78	8	63	7	2	472

ALL-TIME CAREER RANKINGS AT GRADUATION

**Prior to the 2002 season, the NCAA did not recognize playoff game stats in season or career totals*

RECORD	MIAC	DIVISION III	ALL DIVISIONS
Receptions (327)	1st	2nd	2nd
TD Receptions (56)	1st	2nd	3rd
Receiving Yards (4,200)	1st	4th	18th
All-Purpose Yards (7,605)	1st	5th	14th
Points Scored (424)	1st	8th	t22nd





Offensive tackle **Ben Barch** '20 became the 10th Johnnie to be drafted in the NFL when he was selected by the Jacksonville Jaguars with the 10th pick of the fourth round (No. 116 overall) in the 2020 NFL Draft. He appeared in 13 games for the Jaguars, including one start at left guard, and totaled 219 offensive snaps (47 on special teams) in 2020. Barch followed that with 11 starts at right guard and 704 offensive snaps (43 on special teams) in 2021. In 2022, Barch started the Jaguars' first five games at left guard, totaling 293 offensive plays and 19 on special teams, before he suffered a season-ending knee injury. He opened training camp in 2023 on the PUP (physically unable to perform) list and started at left guard in the Jaguars' first three games. Jacksonville released Barch on Oct. 31, moved to the Jaguars' practice squad three days later and signed with the San Francisco 49ers on Nov. 21, for their Super Bowl run. He totaled 241 snaps on the offensive line and 77 on special teams, including five in the Super Bowl, in 2023.

Barch was named the starter at left guard for the 2025 season after signing a one-year contract in February. He was the highest-rated lineman in the 49ers week one game at Seattle on Sept. 7 (right) but was ruled out after starting game two vs. New Orleans on Sept. 14 with a high-ankle sprain. He was placed on the IR on Sept. 17. He returned to practice on Oct. 29 but remained out for Sunday's (Nov. 2) game. He was activated from IR on Nov. 8 and played against the Rams the following day.



Barch was the lone NCAA Division III attendee at the 2020 Reese's Senior Bowl in Mobile, Ala. Although he did not play in the game, Barch received rave reviews during the three days of practices leading up to the event. He attended the 2020 NFL Scouting Combine that February, but did not participate in the drills or measurements due to the injury suffered during the final Senior Bowl practice. A D3football.com first-team and Associated Press second-team All-American in 2019, Barch started all 14 games at left tackle in 2019. He made 27 straight starts at tackle after he switched from tight end during the 2018 preseason. Through a combination of hard work in the weight room and repeated consumption of a now-famous (or infamous) protein shake recipe (ingredients included scrambled eggs, cottage cheese, quick grits, peanut butter, bananas and Gatorade), Barch gained over 50 pounds and started on the line's left side immediately.

BARTCH'S NFL STATISTICS

Season	Team	Games	Starts	Offense	Special Teams
2020	Jacksonville Jaguars	13	1	220	48
2021	Jacksonville Jaguars	15	11	707	40
2022	Jacksonville Jaguars	5	5	293	19
2023	Jacksonville Jaguars	8	3	213	37
	San Francisco 49ers	5	0	28	23
2024	San Francisco 49ers	3	2	65	5
2025	San Francisco 49ers	3	2	114	8
TOTAL		52	24	1,640	180
				Snaps	Snaps

SJU IN THE NFL DRAFT

Offensive lineman **Ben Barch** '20 became the 10th Johnnie to be drafted into the National Football League in April 2020. He spent three-and-a-half seasons with the Jacksonville Jaguars before joining the San Francisco 49ers on Nov. 21, 2023, for their Super Bowl run.

- 1949 - End Red Maenhout, New York Bulldogs (12th round-No. 113)
- 1955 - Tackle Dick Coy, Chicago Cardinals (19th round-No. 218)
- 1957 - Guard Chuck Froehle, Baltimore Colts (19th round-No. 222)
- 1963 - Offensive tackle Tom McIntyre, Minnesota Vikings (18th round-No. 240)
- 1964 - Offensive tackle John McDowell, Green Bay Packers (9th round-No. 125)
- 1965 - Defensive tackle Paul Labinski, Minnesota Vikings (16th round-No. 219)
- 1967 - Guard Fred Cremer, Minnesota Vikings (12th round-No. 296)
- 1972 - Defensive end Steve Setzler, San Francisco 49ers (12th round-No. 304)
- 1974 - Defensive tackle Kurt Wachtler, Minnesota Vikings (15th round-No. 389)
- 2020 - Offensive tackle Ben Barch, Jacksonville Jaguars (4th round-No. 116)



2016

6-6, 230

Freshman - Tight End



2017

6-6, 250

Sophomore - Tight End



2018

6-6, 275


Junior - Offensive Line



2019

6-6, 305

Senior - Offensive Line



2020

6-6, 317

First season - Offensive Line



2023

6-6, 315

Fourth season - Offensive Line



2025

6-6, 315

Sixth season - Offensive Line



QUICK FACTS

CLEMENS STADIUM

Surface	SprinTurf (Artificial Grass)
Capacity	8,500
Opening Date	Saint John's Field (1908) Clemens Stadium (1997)
Last Turf Renovation	2022, 2012 Installed in 2002
All-Time Record	361-97-13 (.780)

Largest Crowds

Date	Opponent	Att.	Result
Sept. 26, 2015	St. Thomas	17,327	L, 14-35
Oct. 13, 2018	St. Thomas	16,922	W, 40-20
Sept. 24, 2016	St. Thomas	16,514	L, 21-33
Oct. 2, 2010	St. Thomas	16,421	L, 26-27 (OT)
Sept. 15, 2012	St. Thomas	14,286	L, 21-43
Oct. 22, 2022	Gustavus	13,161	W, 41-27
Nov. 8, 2003	Bethel	13,107	W, 29-26
Oct. 17, 2009	St. Thomas	12,903	W, 20-17 (OT)
Sept. 3, 2022	UW-Whitewater	12,462	W, 24-10
Oct. 6, 2007	St. Olaf	12,339	W, 30-29



HISTORY

From the start, those in charge of developing the space now known as Clemens Stadium had something majestic in mind. So they set about turning a former cranberry bog into a natural bowl stadium that has been the home of Saint John's University football for 116 years.

Ringed by the gorgeous fall colors of the surrounding Central Minnesota woods, the field has long become a destination spot, a status only solidified when Sports Illustrated named it one of college football's top 10 "Dream Destinations" in 1999.

The facility itself has expanded often over the years. Concrete seating was added in 1933 and expanded in 1957. The familiar stone entrance behind the south end zone was built in 1939 and the first press box and concession stand were erected four years later. In 1997, local philanthropist Bill Clemens – the man for whom the stadium is named -- provided a million-dollar donation that allowed for construction of a new grandstand, an expanded press box, larger concession stands and restrooms and a new entrance. Another donation by Clemens, who attended SJU from 1938-40, made possible the installation of an artificial playing surface in 2002.

A third tier to the press box was added in 2009 and lights were installed in 2012.



Meanwhile, large crowds have been commonplace. SJU has finished among the national leaders in per-game attendance in NCAA Division III in each of the last 20 seasons – including crowds of 10,000 or more 23 times since 2001.


That included a facility-record 17,327 for a matchup against St. Thomas on Sept. 26, 2015 – a day in which ESPN's "Sports Center On the Road" program was broadcast live from the stadium, and a crowd of 13,107 on hand to see legendary former coach **John Gagliardi**

become the winningest coach in college football history when SJU beat Bethel 29-26 on Nov. 8, 2003.

HAPPY AT HOME

The Johnnie football program is 373-102-13 (.777) all-time at Saint John's Field/Clemens Stadium (est. 1997), including a 27-8 record (.771) in the NCAA Division III Playoffs. In its last 226 games dating back to the 1987 season, SJU has a record of 197-29 (.871) in Collegeville.

SJU SCORIGAMI – EVERY SCORE IN SAINT JOHN'S FOOTBALL HISTORY



WHAT IS SCORIGAMI?

Scorigami was developed by sportswriter and analyst Jon Bois in 2016 as a way of tracking the probability of football results in the NFL. Since 2016, Bois has developed a database of every NFL score into a grid to indicate what scores have happened and how frequently. The original concept has since been adopted by other teams and institutions, most recently by Ken Landis, assistant athletic director for strategic communications, and his team at the University of Central Florida. The chart above displays every Saint John's University (Minn.) football score since 1900.

HOW TO READ THIS CHART

The horizontal axis features the winning team's score, while the losing score is reported vertically. Boxes marked in green indicate a score has happened before, with the number detailing how many times that result has occurred. The grayed out portion of the chart represents scores that can never occur. Boxes that are white have not yet happened. There are a total of 981 scores reported in the above chart. It does not include canceled or forfeited games.

MOST COMMON SCORES

Score	Times	Last Occurrence	SJU Record
6-0	17	Nov. 6, 1971 at Macalester	9-8
7-0	12	Sept. 29, 1985 vs. St. Thomas	6-6
20-0	12	Nov. 3, 1990 vs. Bethel	9-3
21-0	11	Nov. 7, 2015 at Bethel	7-4
49-0	10	Sept. 13, 2025 vs. Minnesota-Morris	10-0
13-0	10	Sept. 21, 1968 at Gustavus Adolphus	8-2
19-0	10	Oct. 12, 2019 vs. Bethel	7-3
34-0	10	Oct. 26, 2024 vs. Gustavus Adolphus	8-2
14-0	9	Oct. 9, 1982 vs. Gustavus Adolphus	6-3

468 UNIQUE SCORES

Since 1900, Saint John's football has played to 468 unique scores in a total of 983 games. SJU's last scorigami (unique score that had never happend before) was a 70-21 win over St. Scholastica at Clemens Stadium on Nov. 8, 2025.

Last 10 Unique Scores				
Date	Score	Opponent	Location	Result
Nov. 8, 2025	70-21	St. Scholastica	Clemens Stadium	W
Sept. 27, 2025	63-0	Augsburg	Clemens Stadium	W
Dec. 7, 2024*	41-38	Susquehanna (Pa.)	Collegeville, Minn.	L
Nov. 16, 2024^	41-33	Bethel	Collegeville, Minn.	W
Oct. 12, 2024	38-31	Concordia	Moorhead, Minn.	W
Sept. 28, 2024	45-20	Bethel	Arden Hills, Minn.	W
Nov. 11, 2023	48-21	Concordia	Moorhead, Minn.	W
Oct. 7, 2023	42-23	Concordia	Collegeville, Minn.	W
Sept. 9, 2023	56-28	Wisconsin-Whitewater	Whitewater, Wis.	L
Oct. 29, 2022	56-6	St. Scholastica	Duluth, Minn.	W

^MIAC Championship *NCAA Third Round

28-21 IN OVERTIME

Saint John's has played to four scores of 28-21, with three of them decided in overtime. The most recent was a win on Sept. 17, 2011 at Concordia.

Date	Opponent	Location	Result
Nov. 25, 2000#	Pacific Lutheran (Wash.)	Puyallup, Wash.	W, OT
Sept. 2, 2002	Wisconsin-Eau Claire	Eau Claire, Wis.	L, OT
Nov. 8, 2008	Augsburg	Collegeville, Minn.	W
Sept. 17, 2011	Concordia	Moorhead, Minn.	W, OT

NCAA Second Round

21-18 IN THE PLAYOFFS

The most common postseason score is 21-18, having occured three times with the last on Dec. 1, 2018 at Mary Hardin Baylor (Texas) in the NCAA Quarterfinals.

Date	Opponent	Location	Result
Nov. 23, 1996#	Simpson (Iowa)	Metrodome	W
Dec. 2, 2000^	Central (Iowa)	Pella, Iowa	W
Dec. 1, 2018^	Mary Hardin-Baylor (Texas)	Belton, Texas	L

NCAA First Round ^ NCAA Quarterfinals

SHUTOUTS

There have been 267 shutouts in SJU football history. The Johnnies have won 191 of those shutouts with an all-time record of 191-70-6 (.726).

Last 10 Shutouts				
Date	Opponent	Location	Score	Coach
Oct. 11, 2025	vs. Macalester	Collegeville, Minn.	W, 70-0	Gary Fasching
Sept. 27, 2025	vs. Augsburg	Collegeville, Minn.	W, 63-0	Gary Fasching
Sept. 20, 2025	at Hamline	St. Paul, Minn.	W, 59-0	Gary Fasching
Sept. 13, 2025	vs. Minnesota-Morris	Collegeville, Minn.	W, 49-0	Gary Fasching
Nov. 2, 2024	at St. Scholastica	Duluth, Minn.	W, 70-0	Gary Fasching
Oct. 26, 2024	Gustavus Adolphus	Collegeville, Minn.	W, 34-0	Gary Fasching
Sept. 7, 2024	Carthage, Wis.	Collegeville, Minn.	W, 49-0	Gary Fasching
Nov. 19, 2022	Northwestern*	Collegeville, Minn.	W, 49-0	Gary Fasching
Oct. 8, 2022	at Augsburg	Minneapolis, Minn.	W, 45-0	Gary Fasching
Oct. 30, 2021	St. Scholastica	Collegeville, Minn.	W, 81-0	Gary Fasching

*denotes an NCAA Division III playoff game

SCORE BREAKDOWN

- Most Common Score:** 6-0 (Last Occurrence: Nov. 6, 1971 at Macalester)
- Most Common Winning Score:** 21 (Last Occurrence: Dec. 1, 2018 at Mary Hardin-Baylor, Texas)
- Most Common Losing Score:** 0 (Last Occurrence: Oct. 11, 2025 vs. Macalester)
- Highest Winning Score:** 98 (Last Occurrence: Sept. 2, 2017 vs. St. Scholastica)
- Highest Losing Score:** 47 (Last Occurrence: Nov. 23, 2019 vs. Aurora)
- At Home:** 233 unique scores (Most Recent: Nov. 8, 2025 vs. St. Scholastica)
- On the Road:** 214 unique scores (Most Recent: Nov. 2, 2024 at St. Scholastica)
- On Homecoming:** 87 unique scores (74-20-2 record in 96 games)

CHAMPIONSHIP HISTORY

37

22

21

18

6

6

SJU



BU




MIAC CHAMPIONSHIPS

Despite missing the first season of MIAC football in 1920, Saint John's leads all member schools with 37 conference championships, won or shared, in 102 MIAC seasons. That's more than one title every three seasons, over 10 decades.



NATIONAL CHAMPIONSHIPS: 1963, 1965, 1976, 2003



A WINNING TRADITION











WINNINGEST PROGRAM IN NCAA DIVISION III HISTORY

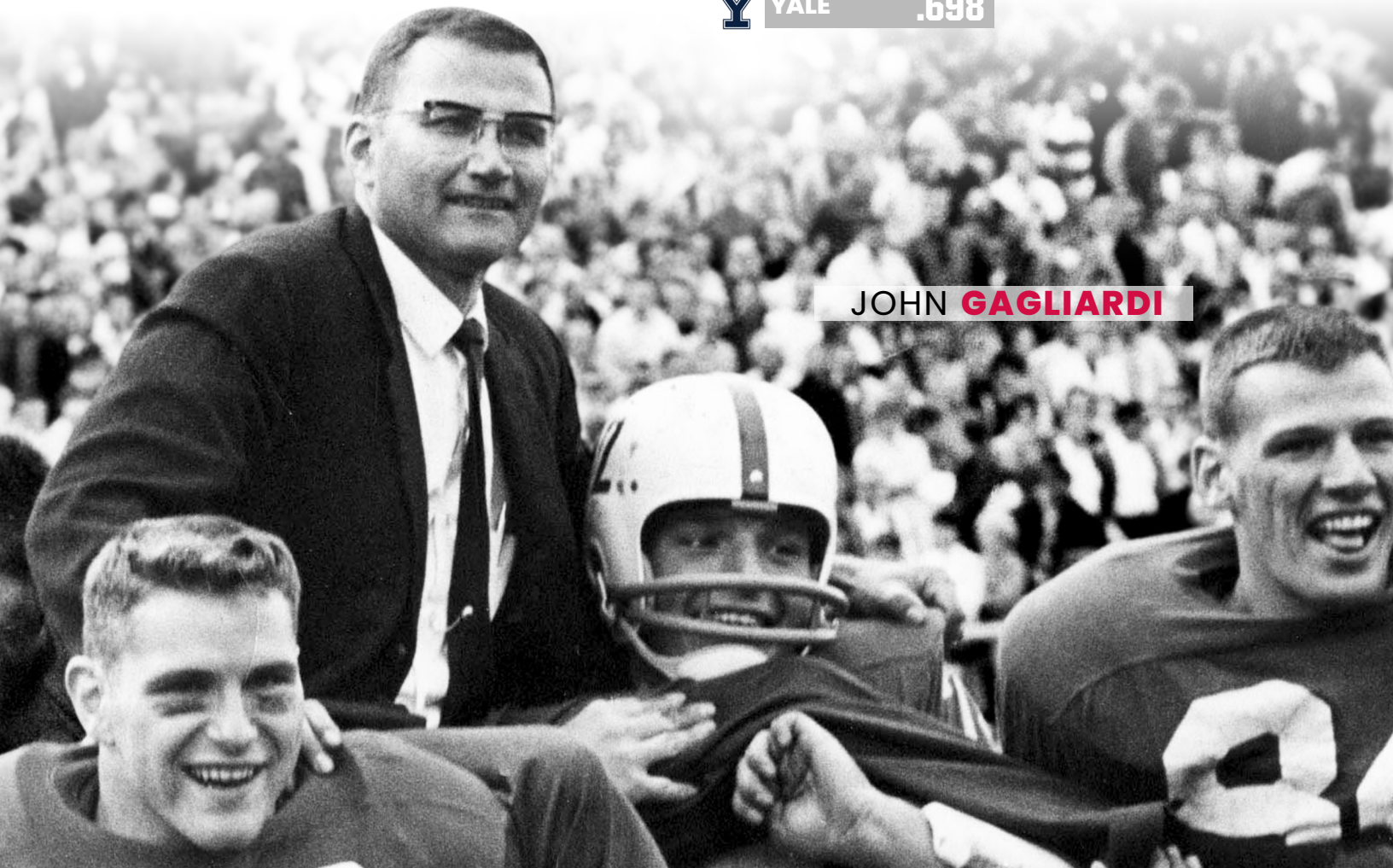
Saint John's enters the 2025 season with a .723 winning percentage, which leads all NCAA Division III institutions. The mark is tied with Oklahoma for fifth in all of college football, behind household names like Ohio State (.736), Michigan (.733), Alabama (.733) and Notre Dame (.732). That's good company.

**Entering the 2025 season*



JOE **BENDA**

	OHIO STATE	.736
	MICHIGAN	.733
	ALABAMA	.733
	NOTRE DAME	.732
	SAINT JOHN'S	.723
	OKLAHOMA	.723
	LINFIELD	.705
	TEXAS	.705
	WHITEWATER	.703
	YALE	.698



JOHN **GAGLIARDI**

A LEGACY OF EXCELLENCE

BLAKE
ELLIOTT



Since **Edward Callanan** was named an All-American in 1938, Saint John's football has had 153 more selections, beginning a tradition of All-American excellence on the field. Guard **Chuck Froehle** was the first-repeat and first three-time selection in program history (1954, 1955 and 1956). He is one of 29 players to earn more than one All-America award. SJU has had more than one All-American in 40 seasons and 24 seasons with three selections or more.



CAM McCAMBRIDGE



AARON SYVERSON



RAVI ALSTON



BOBBY FISCHER



ALEX
LARSON

LEADING THE MIAC IN ALL-AMERICANS


SJU's 154 All-America selections are the most by any MIAC school by nearly four times over. All other current MIAC institutions have had a combined 179 All-Americans. Four schools – Carleton, Concordia, Gustavus Adolphus and Hamline – earned over half of their All-America awards before the 2000 season.

Eleven Johnnies have earned 14 All-America honors since 2021, including five in the 2024 season. Three All-Americans (defensive lineman **Zach Frank**, tight end **Joey Gendreau** and wide receiver **Dylan Wheeler**) return for their senior season in 2025. No other team in the conference returned a 2024 All-American.

Five of the current coaches on the SJU staff were named All-Americans during their tenure as Saint John's players: **Brandon Novak**, **Damien Dumonceaux**, **Josh Bungum**, **Ben Eli** and **Max Jackson**. Novak (1998 and 1999) and Jackson (2017 and 2018) were both multi-year selections in their careers, and were also multi-sport athletes (wrestling and baseball).

SJU

154



SINCE 2000



70



32



15



13



9



6



5

Saint John's football has had a total of 70 All-Americans since 2000 - nearly more than every other MIAC school combined. Of those 70 All-Americans, 14 earned more than one selection to an All-America team, while five were three-time honorees: **Blake Elliott** '03 (2001, 2002, 2003), **Dan Greenheck** '20 (2017, 2018, 2019), **Jeremy Hood** '04 (2001, 2002, 2003), **Alex Larson** '23 (2021, 2022, 2023) and **Cam McCambridge** '03 (2001, 2002, 2003). SJU has had an All-American in 22 of the last 25 years, missing just two competitive seasons: 2013 and 2008 (not including the cancelled 2020 season). More than one Johnnie has been named an All-American in 19 of those 22 seasons, with a program-record seven selections in 2019.



SAM SURA



JEREMY HOOD

70 ALL-AMERICANS SINCE 2000

30 MULTI-TIME ALL-AMERICANS

10 YEAR STREAK OF ALL-AMERICANS



MAX JACKSON

70 ALL-AMERICANS IN 25 YEARS

PLAYER	POSITION	YEAR	PLAYER	POSITION	YEAR
Nate Kirschner	Tight End	2000	Josh Bungum	Returner	2015
Beau LaBore	Linebacker	2000	Carter Hanson	Linebacker	2015
Tom Linnemann	Quarterback	2000	Sam Sura	Running Back	2015
Chris Moore	Running Back	2000	Peyton Thiry	Defensive Line	2015
Chris Salvato	Offensive Line	2000	Ben Eli	Offensive Line	2016
Alex Wesley	Defensive Line	2000	Carter Hanson	Linebacker	2016
Ryan Danielson	Defensive End	2001	Dan Greenheck	Offensive Line	2017
Blake Elliott	Wide Receiver	2001	Max Jackson	Defensive Back	2017
Jeremy Hood	Defensive End	2001	Tommy Auger	Tight End	2018
Cam McCambridge	Linebacker	2001	Nathan Brinker	Defensive Line	2018
Blake Elliott	Wide Receiver	2002	Jackson Erdmann	Quarterback	2018
Jeremy Hood	Defensive End	2002	Will Gillach	Wide Receiver	2018
Dan Kosel	Offensive Line	2002	Dan Greenheck	Offensive Line	2018
Cam McCambridge	Linebacker	2002	Max Jackson	Defensive Back	2018
Jason Pflipsen	Defensive Back	2002	Ravi Alston	Wide Receiver	2019
Justin Cass	Offensive Line	2003	Ben Barch	Offensive Line	2019
Blake Elliott	Wide Receiver	2003	Jackson Erdmann	Quarterback	2019
Jeremy Hood	Defensive End	2003	Dan Greenheck	Offensive Line	2019
Cam McCambridge	Linebacker	2003	Chris Harris	Defensive Back	2019
Ryan Weinandt	Defensive Line	2003	Danny Pietruszewski	Linebacker	2019
Jason Good	Defensive Line	2004	J.W. Windsor	Defensive Line	2019
Damien Dumonceaux	Defensive Line	2005	Ravi Alston	Wide Receiver	2021
Matt Nelson	Offensive Line	2005	Alex Larson	Tight End	2021
Nick Gunderson	Defensive Line	2006	Nick Neumann	Offensive Line	2021
Kevin McNamara	Defensive Line	2006	Michael Wozniak	Defensive Line	2021
Nick Gunderson	Defensive Line	2007	Metoriah Faoliu	Defensive Line	2022
Andrew Salvato	Offensive Line	2007	Alex Larson	Tight End	2022
Kyle Schroeder	Defensive Line	2009	Michael Wozniak	Defensive Line	2022
Ryan Wimmer	Linebacker	2009	Joe Jaeger	Offensive Line	2023
Kyle Schroeder	Defensive Line	2010	Alex Larson	Tight End	2023
Bobby Fischer	Defensive Back	2011	Zach Frank	Offensive Line	2024
Bobby Fischer	Defensive Back	2012	Joey Gendreau	Tight End	2024
Jimmie Mattson	Kicker	2012	Nick McKenzie	Offensive Line	2024
Ross Carlson	Offensive Line	2014	Aaron Syverson	Quarterback	2024
Sam Sura	Running Back	2014	Dylan Wheeler	Wide Receiver	2024



OL
BEN BARTCH

DL
DAMIEN DUMONCEAUX

OL
DAN GREENHECK

DL
NICK GUNDERSON

DL
ZACH FRANK


SJU ALL-AMERICA LINEMEN

PLAYER	POSITION	YEAR
Roger Ludwig	Offensive Tackle	1958
Sev Youso	Offensive Tackle	1958
Felix Mannella	Offensive Guard	1959
Bob Gavin	Offensive Guard	1961
Fred Philipson	Offensive Tackle	1961
Bob Stolz	Offensive Tackle	1961
John McDowell	Offensive Tackle	1962
Tom McIntyre	Offensive Tackle	1962
Bill Wagner	Center	1962
Dave Honer	Offensive Guard	1963
John McDowell	Defensive Tackle	1963
Michael Collins	Def./Off. Tackle	1964
Fred Cremer	Offensive Tackle	1964
Jack Hickey	Center	1964
Michael Collins	Def./Off. Tackle	1965
Fred Cremer	Offensive Tackle	1965
Fred Cremer	Offensive Tackle	1966
Lyle Mathiasen	Offensive Line	1973
Ernie England	Defensive Line	1978
Ernie England	Defensive Line	1979
John Sowada	Offensive Line	1982
Jeff Chalmers	Offensive Line	1983
Steve O'Toole	Defensive Line	1991
Burt Chamberlin	Offensive Line	1992
Burt Chamberlin	Offensive Line	1993
Jim Wagner	Defensive Line	1993
Brian Kohorst	Defensive Line	1994
Jim Wagner	Defensive Line	1994
Jesse Redepenning	Offensive Line	1995
Jesse Redepenning	Offensive Line	1996
Matt Griffith	Defensive Line	1997

PLAYER	POSITION	YEAR
Joe Kaczrowski	Defensive Line	1998
Chris Salvato	Offensive Line	2000
Alex Wesley	Defensive Line	2000
Dan Kosel	Offensive Line	2002
Justin Cass	Offensive Line	2003
Ryan Weinandt	Defensive Line	2003
Jason Good	Defensive Line	2004
Damien Dumonceaux	Defensive Line	2005
Matt Nelson	Offensive Line	2005
Nick Gunderson	Defensive Line	2006
Kevin McNamara	Defensive Line	2006
Nick Gunderson	Defensive Line	2007
Andrew Salvato	Offensive Line	2007
Kyle Schroeder	Defensive Line	2009
Kyle Schroeder	Defensive Line	2010
Ross Carlsson	Offensive Line	2014
Peyton Thiry	Defensive Line	2015
Ben Eli	Offensive Line	2016
Dan Greenheck	Offensive Line	2017
Nathan Brinker	Defensive Line	2018
Dan Greenheck	Offensive Line	2018
Ben Bartch	Offensive Line	2019
Dan Greenheck	Offensive Line	2019
J.W. Windsor	Defensive Line	2019
Nick Neumann	Offensive Line	2021
Michael Wozniak	Defensive Line	2021
Metorlah Faolui	Defensive Line	2022
Michael Wozniak	Defensive Line	2022
Joe Jaeger	Offensive Line	2023
Zach Frank	Offensive Line	2024
Nick McKenzie	Offensive Line	2024

65

ALL-AMERICAN LINEMEN



JIM WAGNER

LINEMAN U


SJU has produced a long line of success across the offensive and defensive lines, with a total of 65 All-America honors among 53 student-athletes. That number is more than any other MIAC program's total All-Americans. In comparison, Bethel has 41 All-Americans, all-time. The Johnnies have had an All-American on the offensive line in seven of the last eight seasons and on the defensive line in five of the last six.

THE GAGLIARDI TROPHY

PRESENTED ANNUALLY TO THE OUTSTANDING FOOTBALL PLAYER IN NCAA DIVISION III FOOTBALL BY THE J-CLUB OF SAINT JOHN'S UNIVERSITY.

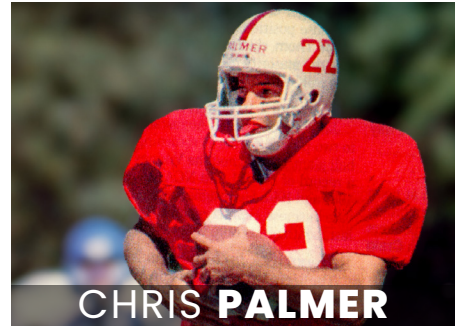
The Gagliardi Trophy is presented by Stearns Bank to the most outstanding football player in NCAA Division III and has been given annually since 1993. It recognizes excellence in athletics, academics and community service. The award is named after **John Gagliardi**, Saint John's legendary Hall of Fame head football coach who passed away at the age of 91 in 2018.

John retired in 2012 with 489 career victories, the most in college football history. Stearns Bank's long-time CEO Norm Skalicky and Gagliardi were good friends and admirers of one another. Both became legends in their respective fields - not just because of their success, but because of how they looked uniquely upon their work.



Nominations are submitted by colleges across the country, and the semi-finalists are selected by the J-Club Board of Directors. The Gagliardi Trophy national-selection committee (voters) is comprised of 18 Division III coaches (three from each NCAA Region), six Division III administrators (one from each region), 12 regional notable voters (two from each region) and six national voters with Division III backgrounds. No J-Club members vote as part of the national-selection committee.

Since its inception, SJU has had 17 finalists - the second-most of any Division III institution. Saint John's has had four athletes win the trophy named after their program's long-time head coach: wide receiver **Chris Palmer** (1995), wide receiver/returner **Blake Elliott** (2003), linebacker **Carter Hanson** (2016) and quarterback **Jackson Erdmann** (2018).



CHRIS PALMER



CARTER HANSON



BLAKE ELLIOTT



JACKSON ERDMANN

GAGLIARDI TROPHY FINALISTS

PLAYER	POSITION	YEAR
Willie Seiler	Quarterback	1993
Matt Malmberg	Running Back	1994
Chris Palmer*	Wide Receiver	1995
Kurt Ramler	Quarterback	1996
Tom Linnemann	Quarterback	2000
Blake Elliott	Wide Receiver/Return	2002
Blake Elliott*	Wide Receiver/Return	2003
Damien Dumonceaux	Defensive Tackle	2005
Alex Kofoed	Quarterback	2007
Sam Sura	Running Back	2014
Sam Sura	Running Back	2015
Carter Hanson*	Linebacker	2016
Jackson Erdmann*	Quarterback	2018
Jackson Erdmann	Quarterback	2019
Michael Wozniak	Defensive Line	2022
Aaron Syverson	Quarterback	2023
Aaron Syverson	Quarterback	2024

**denotes winner*





GAME ONE



49



0

SATURDAY, SEPT. 13, 2025 | BLAKE ELLIOTT DAY
COLLEGEVILLE, MINN. | CLEMENS STADIUM



GAME 1: SAINT JOHN'S 49, MINNESOTA-MORRIS 0



Saturday, Sept. 13 | Blake Elliott Day
Collegeville, Minn. | Clemens Stadium | Attendance: 8,759

	1st	2nd	3rd	4th	Final
Minnesota-Morris (0-2)	0	0	0	0	0
Saint John's (2-0)	7	14	28	0	0

SCORING SUMMARY

QTR	TIME	TEAM		DRIVE	UMM	SJU
1st	00:00	SJU	Caden Wheeler 3 yd run (Matt Hansen kick),	7 plays, 67 yards, TOP 4:13	0	7
2nd	10:08	SJU	Corey Bohmert 20 yd run (Matt Hansen kick),	5 plays, 65 yards, TOP 2:07	0	14
2nd	06:10	SJU	Joey Gendreau 8 yd pass from Trey Feeney (Matt Hansen kick)	5 plays, 61 yards, TOP 2:07	0	21
3rd	13:32	SJU	Joey Gendreau 35 yd pass from Z. Dittbenner (Matt Hansen kick)	3 plays, 68 yards, TOP 1:24	0	28
3rd	07:53	SJU	Dylan Wheeler 1 yd pass from Trey Feeney (Matt Hansen kick)	3 plays, 43 yards, TOP 1:31	0	35
3rd	06:52	SJU	Jack St. Fleur 40 yd interception (Matt Hansen kick)		0	42
3rd	01:50	SJU	Caden Wheeler 9 yd run (Matt Hansen kick),	6 plays, 63 yards, TOP 3:17	0	49

TEAM STATISTICS

	UMM	SJU
FIRST DOWNS	9	23
Rushing	5	10
Passing	3	13
Penalty	1	0
NET YARDS RUSHING	79	197
Rushing Attempts	40	24
Average Per Rush	2.0	8.2
Rushing Touchdowns	0	3
Yards Gained Rushing	118	210
Yards Lost Rushing	39	13
NET YARDS PASSING	45	291
Completions-Attempts-Int	8-16-1	20-24-1
Average Per Attempt	2.8	12.1
Average Per Completion	5.6	14.6
Passing Touchdowns	0	3
TOTAL OFFENSE YARDS	124	488
Total offense plays	56	48
Average Gain Per Play	2.2	10.2
Fumbles: Number-Lost	3-1	3-2
Penalties: Number-Yards	0-0	3-25
PUNTS-YARDS	7-272	1-39
Average Yards Per Punt	38.9	39.0
Net Yards Per Punt	35.3	39.0
Inside 20	1	1
50+ Yards	1	0
Touchbacks	0	0
Fair catch	1	0
KICKOFFS-YARDS	1-50	8-465
Average Yards Per Kickoff	50.0	58.1
Net Yards Per Kickoff	33.0	41.6
Touchbacks	0	0
Fair Catch Yards	0	0
Punt returns: Number-Yards-TD	0-0-0	4-25-0
Average Per Return	0.0	6.2
Kickoff returns: Number-Yds-TD	8-132-0	1-17-0
Average Per Return	16.5	17.0
Interceptions: Number-Yds-TD	1-0-0	1-40-1
Fumble Returns: Number-Yds-TD	0-0-0	0-0-0
Miscellaneous Yards	0	0
Possession Time	35:52	24:08
1st Quarter	7:16	7:44
2nd Quarter	8:13	6:47
3rd Quarter	8:44	6:16
4th Quarter	11:39	3:21
Third-Down Conversions	5 of 15	0 of 1
Fourth-Down Conversions	0 of 2	0 of 0
Red-Zone Scores-Chances	0-2	5-6
Touchdowns	0-2	5-6
Field goals	0-2	0-6
Sacks By: Number-Yards	1-7	3-16
PAT Kicks	0-0	7-7
Field Goals	0-0	0-0
Points off turnovers	0	14

PASSING STATS

	CMP-ATT-INT	YDS	TD	LONG	SACK
Trey Feeney	12-13-0	141	2	30	0
Zander Dittbenner	7-10-1	138	1	35	1
Lucas Jansky	1-1-0	12	0	12	0
TOTALS	20-24-1	291	3	35	1

RUSHING STATS

	NO.	GAIN	LOSS	NET	TD	LONG	AVG.
Caden Wheeler	8	83	2	81	2	25	10.1
Corey Bohmert	5	73	0	73	1	29	14.6
Dylan Kirchner	3	22	4	18	0	14	6.0
Wyatt McCabe	1	8	0	8	0	8	8.0
Logan Eisele	2	8	0	8	0	6	4.0
Zander Dittbenner	4	13	7	6	0	6	1.5
Lucas Jansky	1	3	0	3	0	3	3.0
TOTALS	24	210	13	197	3	29	8.2

RECEIVING STATS

	NO.	YDS	TD	LONG
Joey Gendreau	8	124	2	35
Caden Wheeler	3	44	0	17
Dylan Wheeler	3	29	1	24
Riley Schwellenbach	2	62	0	32
Faaris Amegankpoe	1	12	0	12
Thomas Jacobs	1	8	0	8
Owen Amrhein	1	6	0	6
Dylan Kirchner	1	6	0	6
TOTALS	20	291	3	35

DEFENSE STATS

	SOLO	AST	TOT	TFL/YDS	SK/YDS	FF	FR/YDS	INT	BR	BLK	QBH
Aiden McMahon	5	4	9	1.0/1	-/-	1	1/-	-	1	-	-
Jack St. Fleur	4	1	5	-/-	-/-	-	-/-	1-40	-	-	-
Landon Danner	2	3	5	1.0/2	0.5/1	-	-/-	-	-	-	-
Evan Wahlin	2	3	5	1.0/3	-/-	-	-/-	-	-	-	-
Grady Minnerath	1	4	5	1.0/-	0.5/-	-	-/-	-	-	-	-
Peyton Goettlicher	1	3	4	0.5/1	-/-	-	-/-	-	-	-	-
Melvin Wallace	1	3	4	1.0/3	-/-	-	-/-	-	-	-	-
Jack Krza	2	2	4	-/-	-/-	-	-/-	-	-	-	-
Chandler Obering	1	2	3	1.5/4	-/-	1	-/-	-	-	-	-
Cole Engen	1	2	3	0.5/4	0.5/4	-	-/-	-	-	-	-
Zach Frank	1	2	3	1.5/11	1.5/11	-	-/-	-	-	-	1
Jawahn Cockfield	-	3	3	1.0/1	-/-	-	-/-	-	-	-	-
Mark Rogalski	-	2	2	-/-	-/-	-	-/-	-	-	-	-
Vincent Pyne	2	-	2	-/-	-/-	-	-/-	-	1	-	-
Adam Schavey	2	-	2	-/-	-/-	-	-/-	-	-	-	-
Zachariah Hunter	1	1	2	-/-	-/-	-	-/-	-	-	-	-
Aaron Baisley	1	1	2	-/-	-/-	-	-/-	-	-	-	-
Hudson Poole	2	-	2	-/-	-/-	-	-/-	-	-	-	-
John Karkula	-	1	1	-/-	-/-	-	-/-	-	-	-	-
Nolan Dumonceaux	1	-	1	-/-	-/-	-	-/-	-	-	-	-
Will Peroutka	1	-	1	-/-	-/-	-	-/-	-	1	-	-
Joey Moberg	-	1	1	-/-	-/-	-	-/-	-	-	-	-
Isaac Potter	-	1	1	-/-	-/-	-	-/-	-	-	-	-
Alex Harren	1	-	1	-/-	-/-	-	-/-	-	-	-	-
Charlie Ryks	-	1	1	-/-	-/-	-	-/-	-	-	-	-
Tyler Smith	1	-	1	-/-	-/-	-	-/-	-	-	-	-
Eric Jurek	-	1	1	-/-	-/-	-	-/-	-	-	-	-
Riley DeRosier	-	1	1	-/-	-/-	-	-/-	-	-	-	-



GAME TWO



59



0

SATURDAY, SEPT. 20, 2025
ST. PAUL, MINN. | KLAS FIELD



GAME 2: SAINT JOHN'S 59, HAMLINE 0

Saturday, Sept. 20

St. Paul, Minn. | Klas Field | Attendance: 450



	1st	2nd	3rd	4th	Final
Saint John's (2-0, 1-0 MIAC)	21	17	14	7	59
Hamline (1-1, 0-1 MIAC)	0	0	0	0	0

SCORING SUMMARY

QTR	TIME	TEAM		DRIVE	HAM	SJU
1st	11:22	SJU	Dylan Wheeler 3 yd pass from Trey Feeney (Matt Hansen kick)	8 plays, 75 yards, TOP 3:38	7	0
1st	04:23	SJU	Corey Bohmert 4 yd run (Matt Hansen kick),	5 plays, 75 yards, TOP 1:48	14	0
1st	01:11	SJU	Z. Dittbenner 8 yd run (Matt Hansen kick),	5 plays, 25 yards, TOP 1:40	21	0
2nd	10:01	SJU	Z. Dittbenner 12 yd run (Matt Hansen kick),	6 plays, 94 yards, TOP 3:21	28	0
2nd	04:03	SJU	Corey Bohmert 9 yd run (Matt Hansen kick),	1 plays, 9 yards, TOP 0:08	35	0
2nd	01:05	SJU	Matt Hansen 37 yd field goal	6 plays, 26 yards, TOP 1:00	38	0
3rd	12:05	SJU	Dylan Wheeler 19 yd pass from Z. Dittbenner (Matt Hansen kick)	3 plays, 59 yards, TOP 1:23	45	0
3rd	06:50	SJU	Dylan Wheeler 3 yd pass from Trey Feeney (Matt Hansen kick)	8 plays, 61 yards, TOP 4:22	52	0
4th	06:47	SJU	Cade Berg 20 yd pass from Reece Dawson (Matt Hansen kick)	10 plays, 69 yards, TOP 5:23	59	0

TEAM STATISTICS

	SJU	HAM
FIRST DOWNS	30	9
Rushing	9	2
Passing	20	6
Penalty	1	1
NET YARDS RUSHING	177	28
Rushing Attempts	36	23
Average Per Rush	4.9	1.2
Rushing Touchdowns	4	0
Yards Gained Rushing	186	63
Yards Lost Rushing	9	35
NET YARDS PASSING	441	170
Completions-Attempts-Int	26-38-0	15-27-3
Average Per Attempt	11.6	6.3
Average Per Completion	17.0	11.3
Passing Touchdowns	4	0
TOTAL OFFENSE YARDS	618	198
Total offense plays	74	50
Average Gain Per Play	8.4	4.0
Fumbles: Number-Lost	0-0	2-0
Penalties: Number-Yards	2-25	6-34
PUNTS-YARDS	2-75	9-287
Average Yards Per Punt	37.5	31.9
Net Yards Per Punt	35.5	29.7
Inside 20	1	2
50+ Yards	0	1
Touchbacks	0	1
Fair catch	1	7
KICKOFFS-YARDS	10-510	1-65
Average Yards Per Kickoff	51.0	65.0
Net Yards Per Kickoff	43.5	40.0
Touchbacks	1	1
Fair Catch Yards	64	0
Punt returns: Number-Yards-TD	0-0-0	1-4-0
Average Per Return	0.0	4.0
Kickoff returns: Number-Yds-TD	0-0-0	3-50-0
Average Per Return	0.0	16.7
Interceptions: Number-Yds-TD	3-55-0	0-0-0
Fumble Returns: Number-Yds-TD	0-0-0	0-0-0
Miscellaneous Yards	0	0
Possession Time	33:34	26:26
1st Quarter	7:06	7:54
2nd Quarter	6:25	8:35
3rd Quarter	9:31	5:29
4th Quarter	10:32	4:28
Third-Down Conversions	3 of 9	1 of 11
Fourth-Down Conversions	2 of 3	0 of 0
Red-Zone Scores-Chances	9-10	0-1
Touchdowns	8-10	0-1
Field goals	1-10	0-1
Sacks By: Number-Yards	3-26	0-0
PAT Kicks	8-8	0-0
Field Goals	1-1	0-0
Points off turnovers	7	0

PASSING STATS

	CMP-ATT-INT	YDS	TD	LONG	SACK
Trey Feeney	14-20-0	215	2	29	0
Zander Dittbenner	8-12-0	160	1	53	0
Lucas Jansky	3-5-0	46	0	29	0
Reece Dawson	1-1-0	20	1	20	0
TOTALS	26-38-0	441	4	53	0

RUSHING STATS

	NO.	GAIN	LOSS	NET	TD	LONG	AVG.
Dylan Kirchner	7	43	0	43	0	9	6.1
Corey Bohmert	7	40	0	40	2	11	5.7
Zander Dittbenner	5	35	3	32	2	12	6.4
Tyler Hoheisel	3	25	0	25	0	14	8.3
Maverick Harper	2	14	0	14	0	11	7.0
Trey Feeney	1	12	0	12	0	12	12.0
Logan Eisele	4	5	0	5	0	2	1.2
Lucas Jansky	2	4	0	4	0	2	2.0
Wyatt McCabe	3	8	4	4	0	5	1.3
TEAM	2	0	2	-2	0	0	-1.0
TOTALS	36	186	9	177	4	14	4.9

RECEIVING STATS

	NO.	YDS	TD	LONG
Joey Gendreau	9	137	0	24
Dylan Wheeler	6	79	3	29
Riley Schwellenbach	5	140	0	53
Sam Nolan	1	29	0	29
Cade Berg	1	20	1	20
Andrew Harren	1	10	0	10
Thomas Jacobs	1	9	0	9
Dylan Kirchner	1	9	0	9
Joey Moberg	1	8	0	8
TOTALS	26	441	4	53

DEFENSE STATS

	SOLO	AST	TOT	TFL/YDS	SK/YDS	FF	FR/YDS	INT	BR	BLK	QBH
Aiden McMahon	5	1	6	-/-	-/-	-	-/-	-	-	-	-
Peyton Goettlicher	5	1	6	1.0/3	-/-	1	-/-	-	-	-	-
Landon Danner	2	2	4	-/-	-/-	-	-/-	-	-	-	-
Jawahn Cockfield	3	1	4	-/-	-/-	-	-/-	-	-	-	1
Riley DeRosier	-	3	3	-/-	-/-	-	-/-	-	-	-	-
Zach Frank	3	-	3	3.0/10	1.0/4	-	-/-	-	-	-	-
Mark Rogalski	1	1	2	-/-	-/-	-	-/-	1-0	-	-	-
Vincent Pyne	1	1	2	-/-	-/-	-	-/-	-	-	-	-
Zachariah Hunter	-	2	2	-/-	-/-	-	-/-	-	-	-	-
Westin Hoyt	2	-	2	-/-	-/-	-	-/-	1-45	-	-	-
Alex Harren	-	2	2	-/-	-/-	-	-/-	-	-	-	-
Charlie Ryks	-	2	2	0.5/1	-/-	-	-/-	-	-	-	-
Jack Krza	1	1	2	-/-	-/-	-	-/-	-	-	-	-
Tommy Gilmore	2	-	2	1.0/5	1.0/5	-	-/-	-	-	-	-
Jack St. Fleur	-	1	1	-/-	-/-	-	-/-	-	-	-	-
Adam Schavey	-	1	1	-/-	-/-	-	-/-	-	-	-	1
Blake Simonson	-	1	1	-/-	-/-	-	-/-	-	1	-	-
Will Peroutka	1	-	1	-/-	-/-	-	-/-	-	2	-	-
Isaac Potter	-	1	1	0.5/2	-/-	-	-/-	-	-	-	-
Matt Hansen	1	-	1	-/-	-/-	-	-/-	-	-	-	-
Hudson Poole	1	-	1	-/-	-/-	-	-/-	-	-	-	-
Logan Eisele	1	-	1	-/-	-/-	-	-/-	-	-	-	-
J.P. Weber	-	1	1	-/-	-/-	-	-/-	-	-	-	-
Jayden Leach	1	-	1	-/-	-/-	-	-/-	-	-	-	-
Grady Minnerath	1	-	1	1.0/17	1.0/17	-	-/-	-	-	-	-
Chandler Obering	1	-	1	-/-	-/-	-	-/-	-	-	-	-
Nolan Dumonceaux	-	-	-	-/-	-/-	-	-/-	1-10	-	-	-



GAME THREE



63



0

SATURDAY, SEPT. 27, 2025 | HOMECOMING
COLLEGEVILLE, MINN. | CLEMENS STADIUM



GAME 3: SAINT JOHN'S 63, AUGSBURG 0



Saturday, Sept. 27 | Homecoming
Collegeville, Minn. | Clemens Stadium | Attendance: 8,134

	1st	2nd	3rd	4th	Final
Augsburg (1-2, 1-1 MIAC)	0	0	0	0	0
Saint John's (3-0, 2-0 MIAC)	14	21	14	14	63

SCORING SUMMARY

QTR	TIME	TEAM		DRIVE	AUG	SJU
1st	09:30	SJU	Dylan Wheeler 21 yd pass from Z. Dittbenner (Matt Hansen kick)	9 plays, 72 yards, TOP 2:44	0	7
1st	02:49	SJU	Z. Dittbenner 16 yd run (Matt Hansen kick)	9 plays, 80 yards, TOP 4:59	0	14
2nd	11:07	SJU	Caden Wheeler 1 yd run (Matt Hansen kick)	11 plays, 77 yards, TOP 4:22	0	21
2nd	09:05	SJU	Joey Gendreau 37 yd pass from Trey Feeney (Matt Hansen kick)	2 plays, 80 yards, TOP 0:57	0	28
2nd	01:13	SJU	Z. Dittbenner 21 yd run (Matt Hansen kick)	4 plays, 53 yards, TOP 1:56	0	35
3rd	12:02	SJU	Caden Wheeler 7 yd run (Matt Hansen kick)	5 plays, 61 yards, TOP 2:48	0	42
3rd	06:04	SJU	Carson Hegerle 4 yd pass from Trey Feeney (Matt Hansen kick)	7 plays, 70 yards, TOP 2:56	0	49
4th	12:46	SJU	Corey Bohmert 12 yd run (Matt Hansen kick)	11 plays, 79 yards, TOP 5:19	0	56
4th	03:30	SJU	Wyatt McCabe 10 yd pass from Lucas Jansky (Henry Sievers kick)	9 plays, 48 yards, TOP 5:05	0	63

TEAM STATISTICS

	AUG	SJU
FIRST DOWNS	11	36
Rushing	2	16
Passing	6	17
Penalty	3	3
NET YARDS RUSHING	36	257
Rushing Attempts	27	32
Average Per Rush	1.3	8.0
Rushing Touchdowns	0	5
Yards Gained Rushing	70	260
Yards Lost Rushing	34	3
NET YARDS PASSING	97	367
Completions-Attempts-Int	17-28-0	25-37-0
Average Per Attempt	3.5	9.9
Average Per Completion	5.7	14.7
Passing Touchdowns	0	4
TOTAL OFFENSE YARDS	133	624
Total offense plays	55	69
Average Gain Per Play	2.4	9.0
Fumbles: Number-Lost	1-1	1-1
Penalties: Number-Yards	13-85	7-70
PUNTS-YARDS	7-290	0-0
Average Yards Per Punt	41.4	0.0
Net Yards Per Punt	36.4	0.0
Inside 20	0	0
50+ Yards	2	0
Touchbacks	1	0
Fair catch	2	0
KICKOFFS-YARDS	1-56	10-593
Average Yards Per Kickoff	56.0	59.3
Net Yards Per Kickoff	26.0	41.8
Touchbacks	0	5
Fair Catch Yards	0	0
Punt returns: Number-Yards-TD	0-0-0	1-15-0
Average Per Return	0.0	15.0
Kickoff returns: Number-Yds-TD	4-50-0	1-30-0
Average Per Return	12.5	30.0
Interceptions: Number-Yds-TD	0-0-0	0-0-0
Fumble Returns: Number-Yds-TD	0-0-0	0-0-0
Miscellaneous Yards	0	0
Possession Time	27:57	32:03
1st Quarter	6:48	8:12
2nd Quarter	8:14	6:46
3rd Quarter	6:01	8:59
4th Quarter	6:54	8:06
Third-Down Conversions	3 of 13	9 of 9
Fourth-Down Conversions	1 of 2	0 of 0
Red-Zone Scores-Chances	0-0	7-7
Touchdowns	0-0	7-7
Field goals	0-0	0-7
Sacks By: Number-Yards	1-1	3-15
PAT Kicks	0-0	9-9
Field Goals	0-0	0-0
Points off turnovers	0	0

PASSING STATS

	CMP-ATT-INT	YDS	TD	LONG	SACK
Trey Feeney	14-21-0	212	2	43	0
Zander Dittbenner	9-14-0	139	1	25	0
Lucas Jansky	2-2-0	16	1	10	1
TOTALS	25-37-0	367	4	43	1

RUSHING STATS

	NO.	GAIN	LOSS	NET	TD	LONG	AVG.
Caden Wheeler	12	87	0	87	2	16	7.2
Corey Bohmert	9	82	0	82	1	19	9.1
Zander Dittbenner	2	37	0	37	2	21	18.5
Wyatt McCabe	2	36	0	36	0	25	18.0
Dylan Kirchner	3	13	0	13	0	7	4.3
Lucas Jansky	4	5	3	2	0	4	0.5
TOTALS	32	260	3	257	5	25	8.0

RECEIVING STATS

	NO.	YDS	TD	LONG
Joey Gendreau	10	166	1	43
Dylan Wheeler	7	96	1	26
Carson Hegerle	3	34	1	17
Riley Schwellenbach	2	41	0	25
Owen Amrhein	1	14	0	14
Wyatt McCabe	1	10	1	10
Cade Berg	1	6	0	6
TOTALS	25	367	4	43

DEFENSE STATS

	SOLO	AST	TOT	TFL/YDS	SK/YDS	FF	FR/YDS	INT	BR	BLK	QBH
Landon Danner	4	1	5	1.0/2	-/-	-	-/-	-	-	-	-
Peyton Goettlicher	5	-	5	-/-	-/-	-	-/-	-	1	-	-
Grady Minnerath	2	2	4	2.0/10	1.0/4	-	-/-	-	-	-	-
Joey Gendreau	2	1	3	-/-	-/-	-	-/-	-	-	-	-
Adam Schavey	1	2	3	-/-	-/-	-	-/-	-	-	-	-
Vincent Pyne	2	1	3	-/-	-/-	-	-/-	-	-	-	-
Isaac Potter	2	1	3	-/-	-/-	-	-/-	-	-	-	-
Will Seymour	2	-	2	-/-	-/-	-	-/-	-	-	-	-
John Hawkins	1	1	2	-/-	-/-	-	-/-	-	-	-	-
Zachariah Hunter	2	-	2	-/-	-/-	-	-/-	-	-	-	-
Aiden McMahon	-	2	2	-/-	-/-	-	-/-	-	1	-	1
Will Peroutka	1	1	2	-/-	-/-	-	-/-	-	-	-	-
Evan Wahlin	-	2	2	-/-	-/-	-	-/-	-	-	-	-
Westin Hoyt	2	-	2	2.0/3	-/-	-	-/-	-	2	-	-
Landon Gallagher	1	1	2	1.0/6	-/-	-	-/-	-	-	-	1
Zach Frank	2	-	2	2.0/11	2.0/11	-	-/-	-	-	-	-
Tommy Gilmore	1	1	2	-/-	-/-	-	-/-	-	-	-	-
Mark Rogalski	1	-	1	-/-	-/-	-	-/-	-	-	-	-
Jack St. Fleur	1	-	1	-/-	-/-	-	-/-	-	1	-	-
Blake Simonson	-	1	1	-/-	-/-	-	-/-	-	1	-	-
Aaron Baisley	-	1	1	-/-	-/-	-	-/-	-	-	-	-
Alex Harren	1	-	1	-/-	-/-	-	-/-	-	-	-	-
John Karkula	1	-	1	-/-	-/-	-	-/-	-	-	-	-
Tyler Smith	1	-	1	-/-	-/-	-	-/-	-	1	-	-
Jayden Leach	1	-	1	-/-	-/-	-	-/-	-	-	-	-
Caleb Thom	-	1	1	-/-	-/-	-	-/-	-	-	-	-
Jack Krza	1	-	1	-/-	-/-	-	-/-	-	-	-	-
Jawahn Cockfield	-	1	1	-/-	-/-	-	-/-	-	-	-	1
Charlie Ryks	-	-	-	-/-	-/-	-	1/-	-	-	-	-



GAME FOUR



10



17

SATURDAY, OCT. 4, 2025
ARDEN HILLS, MINN. | ROYAL STADIUM



GAME 4: BETHEL 17, SAINT JOHN'S 10

Saturday, Oct. 4

Arden Hills, Minn. | Royal Stadium | Attendance: 4,326



	1st	2nd	3rd	4th	Final
Saint John's (3-1, 2-1 MIAC)	0	10	0	0	10
Bethel (4-0, 3-0 MIAC)	3	7	0	7	17

SCORING SUMMARY

QTR	TIME	TEAM		DRIVE	SJU	BU
1st	05:58	BU	Bengston,Zach 24 yd field goal	18 plays, 69 yards, TOP 7:12	0	3
2nd	06:47	SJU	Caden Wheeler 1 yd run (Matt Hansen kick)	5 plays, 33 yards, TOP 2:20	7	3
2nd	02:38	BU	Terry,Tyler 26 yd pass from Drews,Cooper (Bengston,Zach kick)	11 plays, 75 yards, TOP 4:09	7	10
2nd	00:00	SJU	Matt Hansen 28 yd field goal	10 plays, 64 yards, TOP 2:38	10	10
4th	06:20	BU	Manns,Taye 23 yd run (Bengston,Zach kick)	6 plays, 80 yards, TOP 2:13	10	17

TEAM STATISTICS

	SJU	BU
FIRST DOWNS	18	24
Rushing	2	17
Passing	15	4
Penalty	1	3
NET YARDS RUSHING	82	182
Rushing Attempts	25	46
Average Per Rush	3.3	4.0
Rushing Touchdowns	1	1
Yards Gained Rushing	88	203
Yards Lost Rushing	6	21
NET YARDS PASSING	238	174
Completions-Attempts-Int	26-36-1	17-22-0
Average Per Attempt	6.6	7.9
Average Per Completion	9.2	10.2
Passing Touchdowns	0	1
TOTAL OFFENSE YARDS	320	356
Total offense plays	61	68
Average Gain Per Play	5.2	5.2
Fumbles: Number-Lost	0-0	0-0
Penalties: Number-Yards	5-70	4-18
PUNTS-YARDS	2-88	3-94
Average Yards Per Punt	44.0	31.3
Net Yards Per Punt	44.0	28.3
Inside 20	2	0
50+ Yards	1	0
Touchbacks	0	0
Fair catch	0	1
KICKOFFS-YARDS	2-130	4-245
Average Yards Per Kickoff	65.0	61.2
Net Yards Per Kickoff	40.0	36.2
Touchbacks	2	4
Fair Catch Yards	0	0
Punt returns: Number-Yards-TD	1-9-0	0-0-0
Average Per Return	9.0	0.0
Kickoff returns: Number-Yds-TD	0-0-0	0-0-0
Average Per Return	0.0	0.0
Interceptions: Number-Yds-TD	0-0-0	1-0-0
Fumble Returns: Number-Yds-TD	0-0-0	0-0-0
Miscellaneous Yards	0	0
Possession Time	30:48	29:12
1st Quarter	7:48	7:12
2nd Quarter	7:49	7:11
3rd Quarter	6:50	8:10
4th Quarter	8:21	6:39
Third-Down Conversions	4 of 11	9 of 16
Fourth-Down Conversions	1 of 3	0 of 1
Red-Zone Scores-Chances	2-5	1-2
Touchdowns	1-5	0-2
Field goals	1-5	1-2
Sacks By: Number-Yards	4-17	0-0
PAT Kicks	1-1	2-2
Field Goals	1-2	1-1
Points off turnovers	0	3

PASSING STATS

	CMP-ATT-INT	YDS	TD	LONG	SACK
Trey Feeney	19-23-1	181	0	32	0
Zander Dittbenner	7-13-0	57	0	19	0
TOTALS	26-36-1	238	0	32	0

RUSHING STATS

	NO.	GAIN	LOSS	NET	TD	LONG	AVG.
Caden Wheeler	14	50	6	44	1	26	3.1
Corey Bohmert	5	18	0	18	0	5	3.6
Zander Dittbenner	5	17	0	17	0	8	3.4
Trey Feeney	1	3	0	3	0	3	3.0
TOTALS	25	88	6	82	1	26	3.3

RECEIVING STATS

	NO.	YDS	TD	LONG
Dylan Wheeler	8	113	0	32
Riley Schwellenbach	5	45	0	21
Carson Hegerle	5	28	0	11
Joey Gendreau	4	35	0	10
Owen Amrhein	2	14	0	7
Andrew Harren	1	6	0	6
Caden Wheeler	1	-3	0	0
TOTALS	26	238	0	32

DEFENSE STATS

	SOLO	AST	TOT	TFL/YDS	SK/YDS	FF	FR/YDS	INT	BR	BLK	QBH
Aiden McMahon	11	6	17	-/-	-/-	-	-/-	-	-	-	-
Peyton Goettlicher	6	4	10	2.0/6	1.0/5	-	-/-	-	-	-	-
Will Peroutka	7	1	8	1.0/3	-/-	-	-/-	-	-	-	-
Landon Danner	4	4	8	1.0/4	1.0/4	-	-/-	-	-	-	-
Zach Frank	2	3	5	1.0/3	1.0/3	-	-/-	-	-	-	-
Jack St. Fleur	3	1	4	-/-	-/-	-	-/-	-	-	-	-
Chandler Obering	1	3	4	-/-	-/-	-	-/-	-	-	-	-
Mark Rogalski	2	1	3	-/-	-/-	-	-/-	-	-	-	-
Blake Simonson	2	1	3	-/-	-/-	-	-/-	-	-	-	-
Landon Gallagher	2	1	3	-/-	-/-	-	-/-	-	-	-	-
Westin Hoyt	2	-	2	-/-	-/-	-	-/-	-	-	-	-
Charlie King	2	-	2	1.0/5	1.0/5	-	-/-	-	-	-	-
Jawahn Cockfield	-	2	2	-/-	-/-	-	-/-	-	-	-	-
Grady Minnerath	-	1	1	-/-	-/-	-	-/-	-	-	-	-

GAME FIVE



70



0

SATURDAY, OCT. 11, 2025
COLLEGEVILLE, MINN. | CLEMENS STADIUM





GAME 5: SAINT JOHN'S 70, MACALESTER 0

Saturday, Oct. 11

Collegeville, Minn. | Clemens Stadium | Attendance: 6,142



	1st	2nd	3rd	4th	Final
Macalester (2-3, 1-3 MIAC)	0	0	0	0	0
Saint John's (4-1, 3-1 MIAC)	21	35	7	7	70

SCORING SUMMARY

QTR	TIME	TEAM		DRIVE	SJU	BU
1st	13:07	SJU	Joey Gendreau 21 yd pass from Z. Dittbenner (Matt Hansen kick)	2 plays, 38 yards, TOP 0:41	0	7
1st	08:01	SJU	Dylan Kirchner 1 yd run (Matt Hansen kick)	6 plays, 53 yards, TOP 2:42	0	14
1st	02:35	SJU	Wyatt McCabe 7 yd run (Matt Hansen kick)	9 plays, 65 yards, TOP 3:43	0	21
2nd	14:55	SJU	Logan Eisele 6 yd pass from Trey Feeney (Matt Hansen kick)	2 plays, 40 yards, TOP 0:47	0	28
2nd	11:38	SJU	Joey Gendreau 62 yd pass from Z. Dittbenner (Matt Hansen kick)	2 plays, 73 yards, TOP 0:42	0	35
2nd	06:56	SJU	Dylan Wheeler 16 yd pass from Trey Feeney (Matt Hansen kick)	4 plays, 94 yards, TOP 2:04	0	42
2nd	03:51	SJU	Joey Gendreau 7 yd pass from Z. Dittbenner (Matt Hansen kick)	2 plays, 29 yards, TOP 0:44	0	49
2nd	00:50	SJU	Joey Gendreau 4 yd pass from Trey Feeney (Matt Hansen kick)	4 plays, 64 yards, TOP 0:54	0	56
3rd	10:23	SJU	Hudson Poole 21 yd interception (Matt Hansen kick)		0	63
4th	09:28	SJU	Maverick Harper 64 yd run (Henry Sievers kick)	4 plays, 88 yards, TOP 2:21	0	70

TEAM STATISTICS

	MAC	SJU
FIRST DOWNS	12	24
Rushing	7	7
Passing	4	17
Penalty	1	0
NET YARDS RUSHING	99	150
Rushing Attempts	41	20
Average Per Rush	2.4	7.5
Rushing Touchdowns	0	3
Yards Gained Rushing	146	168
Yards Lost Rushing	47	18
NET YARDS PASSING	76	480
Completions-Attempts-Int	7-21-1	25-30-0
Average Per Attempt	3.6	16.0
Average Per Completion	10.9	19.2
Passing Touchdowns	0	6
TOTAL OFFENSE YARDS	175	630
Total offense plays	62	50
Average Gain Per Play	2.8	12.6
Fumbles: Number-Lost	2-1	1-0
Penalties: Number-Yards	0-0	3-25
PUNTS-YARDS	8-251	1-37
Average Yards Per Punt	31.4	37.0
Net Yards Per Punt	29.2	37.0
Inside 20	1	1
50+ Yards	1	0
Touchbacks	0	0
Fair catch	2	0
KICKOFFS-YARDS	1-56	11-633
Average Yards Per Kickoff	56.0	57.5
Net Yards Per Kickoff	36.0	45.9
Touchbacks	0	3
Fair Catch Yards	0	17
Punt returns: Number-Yards-TD	0-0-0	3-17-0
Average Per Return	0.0	5.7
Kickoff returns: Number-Yds-TD	4-53-0	1-20-0
Average Per Return	13.2	20.0
Interceptions: Number-Yds-TD	0-0-0	1-21-1
Fumble Returns: Number-Yds-TD	0-0-0	0-0-0
Miscellaneous Yards	0	0
Possession Time	35:54	24:06
1st Quarter	7:12	7:48
2nd Quarter	10:31	4:29
3rd Quarter	7:14	7:46
4th Quarter	10:57	4:03
Third-Down Conversions	3 of 15	4 of 7
Fourth-Down Conversions	1 of 4	0 of 1
Red-Zone Scores-Chances	0-2	6-6
Touchdowns	0-2	6-6
Field goals	0-2	0-6
Sacks By: Number-Yards	1-12	4-36
PAT Kicks	0-0	10-10
Field Goals	0-0	0-0
Points off turnovers	0	14

PASSING STATS

	CMP-ATT-INT	YDS	TD	LONG	SACK
Trey Feeney	13-14-0	250	3	34	0
Zander Dittbenner	8-10-0	168	3	62	1
Lucas Jansky	2-3-0	35	0	23	0
Reece Dawson	2-2-0	27	0	22	0
TEAM	0-1-0	0	0	0	0
TOTALS	25-30-0	480	6	62	1

RUSHING STATS

	NO.	GAIN	LOSS	NET	TD	LONG	AVG.
Maverick Harper	1	64	0	64	1	64	64.0
Wyatt McCabe	5	62	0	62	1	22	12.4
Lucas Jansky	1	15	0	15	0	15	15.0
Dylan Kirchner	3	12	0	12	1	8	4.0
Takhi Vaughn	3	10	0	10	0	6	3.3
Tyler Hoheisel	2	3	0	3	0	3	1.5
TEAM	3	0	3	-3	0	0	-1.0
Logan Eisele	1	0	3	-3	0	0	-3.0
Zander Dittbenner	1	0	12	-12	0	0	-12.0
Mikey Oftedahl	0	2	0	2	0	0	0.0
TOTALS	20	168	18	150	3	64	7.5

RECEIVING STATS

	NO.	YDS	TD	LONG
Joey Gendreau	6	115	4	62
Riley Schwellenbach	5	78	0	29
Dylan Wheeler	4	113	1	34
Carson Hegerle	2	53	0	27
Thomas Jacobs	2	31	0	22
Logan Eisele	2	18	1	12
Owen Amrhein	1	38	0	38
Dylan Kirchner	1	23	0	23
Andrew Harren	1	6	0	6
Sam Nolan	1	5	0	5
TOTALS	25	480	6	62

DEFENSE STATS

	SOLO	AST	TOT	TFL/YDS	SK/YDS	FF	FR/YDS	INT	BR	BLK	QBH
Aiden McMahon	1	4	5	-/-	-/-	-	-/-	-	-	-	-
Nolan Dumonceaux	1	4	5	-/-	-/-	-	-/-	-	-	-	-
Evan Wahlm	2	3	5	-/-	-/-	-	-/-	-	-	-	-
Landon Gallagher	2	3	5	2.0/5	-/-	-	-/-	-	-	-	1
Adam Schavey	-	4	4	-/-	-/-	-	-/-	-	-	-	-
Landon Danner	2	2	4	1.0/1	-/-	-	-/-	-	-	-	-
Peyton Goettlicher	3	1	4	-/-	-/-	-	-/-	-	1	-	-
Zach Frank	1	3	4	1.5/11	1.0/11	-	-/-	-	-	-	-
Isaac Potter	1	2	3	1.0/9	1.0/9	-	-/-	-	-	-	-
Melvin Wallace	1	2	3	1.0/6	1.0/6	1	-/-	-	-	-	-
Charlie Ryks	2	1	3	-/-	-/-	-	-/-	-	1	-	-
Tyler Smith	2	1	3	-/-	-/-	-	1/-	-	-	-	-
Riley DeRosier	3	-	3	1.0/2	-/-	-	-/-	-	-	-	-
Cole Engen	1	2	3	-/-	-/-	-	-/-	-	-	-	1
Caden Renslow	2	-	2	-/-	-/-	-	-/-	-	-	-	-
Andrew Lipke	-	2	2	-/-	-/-	-	-/-	-	-	-	-
Hudson Poole	1	1	2	-/-	-/-	-	-/-	1-21	-	-	-
Jayden Leach	1	1	2	-/-	-/-	-	-/-	-	-	-	-
Chandler Obering	1	1	2	0.5/1	-/-	-	-/-	-	-	-	-
Tommy Gilmore	1	1	2	1.0/10	1.0/10	1	-/-	-	-	-	-
Jawahn Cockfield	-	2	2	-/-	-/-	-	-/-	-	-	-	-
Mark Rogalski	-	1	1	-/-	-/-	-	-/-	-	-	-	-
Jack St. Fleur	1	-	1	-/-	-/-	-	-/-	-	-	-	-
Aaron Baisley	-	1	1	-/-	-/-	-	-/-	-	-	-	-
Will Peroutka	-	1	1	-/-	-/-	-	-/-	-	1	-	-
Grady Minnerath	-	1	1	-/-	-/-	-	-/-	-	-	-	-



GAME SIX



41



6

SATURDAY, OCT. 18, 2025
MOORHEAD, MINN. | JAKE CHRISTIANSEN STADIUM



GAME 6: SAINT JOHN'S 41, CONCORDIA 6



Saturday, Oct. 18
Moorhead, Minn. | Jake Christiansen Stadium | Attendance: 3,807

	1st	2nd	3rd	4th	Final
Saint John's (5-1, 4-1 MIAC)	14	6	7	14	41
Concordia (4-3, 3-2 MIAC)	0	0	0	6	6

SCORING SUMMARY

QTR	TIME	TEAM		DRIVE	SJU	CON
1st	08:31	SJU	Carson Hegerle 1 yd pass from Trey Feeney (Matt Hansen kick)	8 plays, 80 yards, TOP 3:44	7	0
1st	00:01	SJU	Caden Wheeler 5 yd run (Matt Hansen kick),	10 plays, 71 yards, TOP 3:52	14	0
2nd	08:10	SJU	Matt Hansen 20 yd field goal	9 plays, 27 yards, TOP 4:35	17	0
2nd	00:00	SJU	Matt Hansen 47 yd field goal	3 plays, 34 yards, TOP 0:16	20	0
3rd	07:44	SJU	Dylan Wheeler 15 yd pass from Trey Feeney (Matt Hansen kick)	8 plays, 80 yards, TOP 3:51	27	0
4th	14:13	CON	Sanchez,Alejandro 20 yd pass from Selzler,Jersey (Druley,Mitchell kick failed)	7 plays, 50 yards, TOP 3:40	27	6
4th	10:23	SJU	Zach Frank 2 yd pass from Trey Feeney (Matt Hansen kick)	7 plays, 75 yards, TOP 3:50	34	6
4th	05:54	SJU	Dylan Wheeler 8 yd pass from Trey Feeney (Matt Hansen kick)	7 plays, 40 yards, TOP 4:03	41	6

TEAM STATISTICS

	SJU	CON
FIRST DOWNS	25	13
Rushing	5	4
Passing	17	9
Penalty	3	0
NET YARDS RUSHING	61	81
Rushing Attempts	18	31
Average Per Rush	3.4	2.6
Rushing Touchdowns	1	0
Yards Gained Rushing	67	87
Yards Lost Rushing	6	6
NET YARDS PASSING	374	160
Completions-Attempts-Int	34-45-1	15-32-2
Average Per Attempt	8.3	5.0
Average Per Completion	11.0	10.7
Passing Touchdowns	4	1
TOTAL OFFENSE YARDS	435	241
Total offense plays	63	63
Average Gain Per Play	6.9	3.8
Fumbles: Number-Lost	0-0	1-0
Penalties: Number-Yards	7-38	8-83
PUNTS-YARDS	3-112	4-127
Average Yards Per Punt	37.3	31.8
Net Yards Per Punt	29.0	24.5
Inside 20	0	1
50+ Yards	0	1
Touchbacks	0	1
Fair catch	0	0
KICKOFFS-YARDS	7-356	2-130
Average Yards Per Kickoff	50.9	65.0
Net Yards Per Kickoff	28.9	40.0
Touchbacks	2	2
Fair Catch Yards	24	0
Punt returns: Number-Yards-TD	1-9-0	1-25-0
Average Per Return	9.0	25.0
Kickoff returns: Number-Yds-TD	0-0-0	4-104-0
Average Per Return	0.0	26.0
Interceptions: Number-Yds-TD	2-0-0	1-0-0
Fumble Returns: Number-Yds-TD	0-0-0	0-0-0
Miscellaneous Yards	0	0
Possession Time	29:22	30:37
1st Quarter	8:16	6:43
2nd Quarter	5:24	9:36
3rd Quarter	5:52	9:08
4th Quarter	9:50	5:10
Third-Down Conversions	6 of 11	8 of 18
Fourth-Down Conversions	1 of 1	2 of 5
Red-Zone Scores-Chances	6-6	1-2
Touchdowns	5-6	1-2
Field goals	1-6	0-2
Sacks By: Number-Yards	1-1	0-0
PAT Kicks	5-5	0-1
Field Goals	2-2	0-0
Points off turnovers	10	0

PASSING STATS

	CMP-ATT-INT	YDS	TD	LONG	SACK
Trey Feeney	34-45-1	374	4	46	0
TOTALS	34-45-1	374	4	46	0

RUSHING STATS

	NO.	GAIN	LOSS	NET	TD	LONG	AVG.
Caden Wheeler	11	55	0	55	1	8	5.0
Trey Feeney	2	3	0	3	0	2	1.5
Wyatt McCabe	5	9	6	3	0	4	0.6
TOTALS	18	67	6	61	1	8	3.4

RECEIVING STATS

	NO.	YDS	TD	LONG
Dylan Wheeler	12	99	2	15
Carson Hegerle	5	86	1	46
Owen Amrhein	5	47	0	13
Riley Schwellenbach	4	76	0	46
Joey Gendreau	4	43	0	21
Caden Wheeler	2	19	0	10
Zach Frank	1	2	1	2
Thomas Jacobs	1	2	0	2
TOTALS	34	374	4	46

DEFENSE STATS

	SOLO	AST	TOT	TFL/YDS	SK/YDS	FF	FR/YDS	INT	BR	BLK	QBH
Aiden McMahon	4	3	7	1.5/2	-/-	-	-/-	1-0	1	-	-
Peyton Goettlicher	6	1	7	-/-	-/-	1	-/-	-	1	-	-
Westin Hoyt	6	-	6	-/-	-/-	-	-/-	-	-	-	-
Landon Danner	4	1	5	1.0/1	-/-	-	-/-	-	-	-	1
Landon Gallagher	1	3	4	0.5/-	-/-	-	-/-	-	-	-	1
Zach Frank	1	3	4	0.5/1	-/-	-	-/-	-	-	-	1
Mark Rogalski	3	-	3	-/-	-/-	-	-/-	1-0	-	-	-
Vincent Pyne	3	-	3	-/-	-/-	-	-/-	-	-	-	-
Adam Schavey	1	1	2	0.5/1	-/-	-	-/-	-	-	-	-
Jack St. Fleur	2	-	2	-/-	-/-	-	-/-	-	-	-	-
Chandler Obering	1	1	2	-/-	-/-	-	-/-	-	-	-	-
Tommy Gilmore	1	-	1	1.0/1	1.0/1	-	-/-	-	-	-	-
Blake Simonson	1	-	1	-/-	-/-	-	-/-	-	-	-	-
Nolan Dumonceaux	1	-	1	-/-	-/-	-	-/-	-	-	-	-
Will Peroutka	-	1	1	-/-	-/-	-	-/-	-	-	-	-
Matt Hansen	1	-	1	-/-	-/-	-	-/-	-	-	-	-
Charlie King	1	-	1	-/-	-/-	-	-/-	-	-	1	1
Hudson Poole	1	-	1	-/-	-/-	-	-/-	-	-	-	-
Grady Minnerath	1	-	1	-/-	-/-	-	-/-	-	-	-	-



GAME SEVEN



49



10

SATURDAY, OCT. 25, 2025
COLLEGEVILLE, MINN. | CLEMENS STADIUM



GAME 7: SAINT JOHN'S 49, CARLETON 10

Saturday, Oct. 25 | Family Weekend
Collegeville, Minn. | Clemens Stadium | Attendance: 8,694



	1st	2nd	3rd	4th	Final
Carleton (5-2, 5-1 MIAC)	0	0	3	7	10
Saint John's (6-1, 5-1 MIAC)	14	14	7	14	49

SCORING SUMMARY

QTR	TIME	TEAM		DRIVE	CAR	SJU
1st	08:42	SJU	Dylan Wheeler 4 yd pass from Trey Feeney (Matt Hansen kick)	9 plays, 64 yards, TOP 4:10	0	7
1st	01:39	SJU	Dylan Wheeler 26 yd pass from Trey Feeney (Matt Hansen kick)	8 plays, 97 yards, TOP 3:52	0	14
2nd	08:59	SJU	Riley Schwellenbach 5 yd pass from Trey Feeney (Matt Hansen kick)	7 plays, 82 yards, TOP 4:25	0	21
2nd	00:48	SJU	Carson Hegerle 3 yd pass from Trey Feeney (Matt Hansen kick)	8 plays, 90 yards, TOP 2:11	0	28
3rd	07:27	CAR	Marcus Merkelbach 38 yd field goal	9 plays, 20 yards, TOP 5:03	3	28
3rd	03:11	SJU	Owen Amrhein 46 yd pass from Trey Feeney (Matt Hansen kick)	7 plays, 80 yards, TOP 4:08	3	35
4th	11:52	SJU	Dylan Wheeler 3 yd pass from Trey Feeney (Matt Hansen kick)	4 plays, 26 yards, TOP 1:52	3	42
4th	09:59	SJU	Carson Hegerle 57 yd punt return (Matt Hansen kick)		3	49
4th	04:58	CAR	Rye Storrs 4 yd pass from Curtis,Jack (Marcus Merkelbach kick)	12 plays, 75 yards, TOP 5:01	10	49

TEAM STATISTICS

	CAR	SJU
FIRST DOWNS	12	25
Rushing	0	4
Passing	11	20
Penalty	1	1
NET YARDS RUSHING	-7	120
Rushing Attempts	16	19
Average Per Rush	-0.4	6.3
Rushing Touchdowns	0	0
Yards Gained Rushing	38	120
Yards Lost Rushing	45	0
NET YARDS PASSING	194	444
Completions-Attempts-Int	29-36-1	36-44-1
Average Per Attempt	5.4	10.1
Average Per Completion	6.7	12.3
Passing Touchdowns	1	6
TOTAL OFFENSE YARDS	187	564
Total offense plays	52	63
Average Gain Per Play	3.6	9.0
Fumbles: Number-Lost	3-1	0-0
Penalties: Number-Yards	7-48	8-74
PUNTS-YARDS	5-221	1-38
Average Yards Per Punt	44.2	38.0
Net Yards Per Punt	30.8	38.0
Inside 20	3	0
50+ Yards	1	0
Touchbacks	0	0
Fair catch	0	0
KICKOFFS-YARDS	3-181	8-396
Average Yards Per Kickoff	60.3	49.5
Net Yards Per Kickoff	39.7	42.9
Touchbacks	0	1
Fair Catch Yards	0	69
Punt returns: Number-Yards-TD	1-0-0	4-67-1
Average Per Return	0.0	16.8
Kickoff returns: Number-Yds-TD	2-28-0	3-62-0
Average Per Return	14.0	20.7
Interceptions: Number-Yds-TD	1-22-0	1-0-0
Fumble Returns: Number-Yds-TD	0-0-0	1-0-0
Miscellaneous Yards	0	0
Possession Time	29:31	30:29
1st Quarter	6:58	8:02
2nd Quarter	8:24	6:36
3rd Quarter	7:15	7:45
4th Quarter	6:54	8:06
Third-Down Conversions	4 of 12	8 of 10
Fourth-Down Conversions	2 of 2	0 of 0
Red-Zone Scores-Chances	2-2	4-4
Touchdowns	1-2	4-4
Field goals	1-2	0-4
Sacks By: Number-Yards	0-0	5-37
PAT Kicks	1-1	7-7
Field Goals	1-1	0-0
Points off turnovers	3	14

PASSING STATS

	CMP-ATT-INT	YDS	TD	LONG	SACK
Trey Feeney	33-41-1	409	6	46	0
Zander Dittbenner	3-3-0	35	0	21	0
TOTALS	36-44-1	444	6	46	0

RUSHING STATS

	NO.	GAIN	LOSS	NET	TD	LONG	AVG.
Caden Wheeler	10	76	0	76	0	16	7.6
Maverick Harper	3	25	0	25	0	15	8.3
Wyatt McCabe	3	11	0	11	0	7	3.7
Zander Dittbenner	2	6	0	6	0	6	3.0
Dylan Kirchner	1	2	0	2	0	2	2.0
TOTALS	19	120	0	120	0	16	6.3

RECEIVING STATS

	NO.	YDS	TD	LONG
Riley Schwellenbach	8	126	1	40
Dylan Wheeler	10	111	3	26
Carson Hegerle	7	70	1	23
Joey Gendreau	6	66	0	17
Owen Amrhein	3	56	1	46
Caden Wheeler	1	14	0	14
Andrew Harren	1	1	0	1
TOTALS	36	444	6	46

DEFENSE STATS

	SOLO	AST	TOT	TFL/YDS	SK/YDS	FF	FR/YDS	INT	BR	BLK	QBH
Aiden McMahon	2	10	12	0.5/4	0.5/4	-	-/-	-	-	-	-
Jack St. Fleur	2	3	5	-/-	-/-	-	-/-	-	1	-	-
Westin Hoyt	4	1	5	-/-	-/-	-	-/-	-	-	-	-
Landon Danner	2	2	4	1.0/3	1.0/3	-	-/-	-	-	-	-
Will Peroutka	1	3	4	-/-	-/-	-	-/-	1-0	-	-	-
Landon Gallagher	2	1	3	1.5/10	1.5/10	-	-/-	-	-	-	-
Tommy Gilmore	2	1	3	1.0/3	-/-	-	-/-	-	-	-	1
Peyton Goettlicher	1	2	3	-/-	-/-	-	-/-	-	-	-	1
Zach Frank	2	-	2	2.0/20	2.0/20	1	-/-	-	-	-	1
Vincent Pyne	-	2	2	-/-	-/-	-	-/-	-	-	-	-
Adam Schavey	1	1	2	-/-	-/-	-	-/-	-	-	-	-
Evan Wahlin	1	1	2	-/-	-/-	-	1/-	-	-	-	-
Melvin Wallace	1	1	2	-/-	-/-	1	-/-	-	-	-	-
Charlie King	2	-	2	-/-	-/-	-	-/-	-	-	-	-
Tyler Smith	2	-	2	-/-	-/-	-	-/-	-	1	-	-
Mark Rogalski	-	1	1	-/-	-/-	-	-/-	-	-	-	-
Blake Simonson	1	-	1	-/-	-/-	-	-/-	-	-	-	-
Riley Schwellenbach	1	-	1	-/-	-/-	-	-/-	-	-	-	-
Hudson Poole	1	-	1	-/-	-/-	-	-/-	-	-	-	-
Charlie Ryks	-	1	1	-/-	-/-	-	-/-	-	-	-	-
Grady Minnerath	-	1	1	-/-	-/-	-	-/-	-	-	-	-
Chandler Obering	-	1	1	-/-	-/-	-	-/-	-	-	-	-
Jawahn Cockfield	1	-	1	-/-	-/-	-	-/-	-	-	-	-



GAME EIGHT



31



13

SATURDAY, NOV. 1, 2025
ST. PETER, MINN. | HOLLINGSWORTH FIELD



GAME 8: SAINT JOHN'S 31, GUSTAVUS ADOLPHUS 13

Saturday, Nov. 1

St. Peter, Minn. | Hollingsworth Field | Attendance: 1,591



	1st	2nd	3rd	4th	Final
Saint John's (7-1, 6-1 MIAC)	14	3	7	7	31
Gustavus Adolphus (3-5, 3-4 MIAC)	0	10	3	0	13

SCORING SUMMARY

QTR	TIME	TEAM		DRIVE	SJU	GAC
1st	07:44	SJU	Carson Hegerle 1 yd pass from Trey Feeney (Matt Hansen kick)	10 plays, 53 yards, TOP 5:33	7	0
1st	02:08	SJU	Blake Simonson 30 yd interception (Matt Hansen kick)		14	0
2nd	08:16	SJU	Matt Hansen 38 yd field goal	11 plays, 61 yards, TOP 4:21	17	0
2nd	02:23	GAC	Owen Forsythe 21 yd field goal	8 plays, 27 yards, TOP 3:37	17	3
2nd	00:21	GAC	Jordan Wold 2 yd pass from Dylan Blount (Owen Forsythe kick)	7 plays, 43 yards, TOP 0:58	17	10
3rd	07:05	SJU	Dylan Wheeler 11 yd pass from Trey Feeney (Matt Hansen kick)	6 plays, 70 yards, TOP 3:19	24	10
3rd	02:45	GAC	Owen Forsythe 28 yd field goal	10 plays, 64 yards, TOP 4:15	24	13
4th	03:34	SJU	Carson Hegerle 4 yd pass from Trey Feeney (Matt Hansen kick)	17 plays, 53 yards, TOP 9:26	31	13

TEAM STATISTICS

	GAC	SJU
FIRST DOWNS	21	10
Rushing	6	0
Passing	15	8
Penalty	0	2
NET YARDS RUSHING	63	14
Rushing Attempts	30	16
Average Per Rush	2.1	0.9
Rushing Touchdowns	0	0
Yards Gained Rushing	90	25
Yards Lost Rushing	27	11
NET YARDS PASSING	291	178
Completions-Attempts-Int	30-43-0	22-43-1
Average Per Attempt	6.8	4.1
Average Per Completion	9.7	8.1
Passing Touchdowns	3	1
TOTAL OFFENSE YARDS	354	192
Total offense plays	73	59
Average Gain Per Play	4.8	3.3
Fumbles: Number-Lost	2-2	0-0
Penalties: Number-Yards	7-94	3-25
PUNTS-YARDS	3-103	6-216
Average Yards Per Punt	34.3	36.0
Net Yards Per Punt	27.7	31.0
Inside 20	1	1
50+ Yards	1	0
Touchbacks	1	0
Fair catch	1	1
KICKOFFS-YARDS	6-354	4-175
Average Yards Per Kickoff	59.0	43.8
Net Yards Per Kickoff	40.0	31.5
Touchbacks	0	0
Fair Catch Yards	0	0
Punt returns: Number-Yards-TD	3-30-0	0-0-0
Average Per Return	10.0	0.0
Kickoff returns: Number-Yds-TD	4-49-0	6-114-0
Average Per Return	12.2	19.0
Interceptions: Number-Yds-TD	1-30-1	0-0-0
Fumble Returns: Number-Yds-TD	0-0-0	0-0-0
Miscellaneous Yards	0	0
Possession Time	34:32	25:28
1st Quarter	6:17	8:43
2nd Quarter	6:53	8:07
3rd Quarter	9:12	5:48
4th Quarter	12:10	2:50
Third-Down Conversions	9 of 17	4 of 16
Fourth-Down Conversions	2 of 2	1 of 2
Red-Zone Scores-Chances	3-3	3-3
Touchdowns	3-3	1-3
Field goals	0-3	2-3
Sacks By: Number-Yards	3-11	2-24
PAT Kicks	4-4	1-1
Field Goals	1-1	2-2
Points off turnovers	7	10

PASSING STATS

	CMP-ATT-INT	YDS	TD	LONG	SACK
Trey Feeney	30-43-0	291	3	35	2
TOTALS	30-43-0	291	3	35	2

RUSHING STATS

	NO.	GAIN	LOSS	NET	TD	LONG	AVG.
Maverick Harper	14	44	3	41	0	13	2.9
Wyatt McCabe	7	24	0	24	0	6	3.4
Caden Wheeler	5	19	0	19	0	7	3.8
Trey Feeney	4	3	24	-21	0	3	-5.2
TOTALS	30	90	27	63	0	13	2.1

RECEIVING STATS

	NO.	YDS	TD	LONG
Dylan Wheeler	11	128	1	28
Joey Gendreau	8	82	0	21
Carson Hegerle	4	41	2	35
Maverick Harper	3	18	0	7
Riley Schwellenbach	2	5	0	4
Owen Amrhein	1	11	0	11
Caden Wheeler	1	6	0	6
TOTALS	30	291	3	35

DEFENSE STATS

	SOLO	AST	TOT	TFL/YDS	SK/YDS	FF	FR/YDS	INT	BR	BLK	QBH
Aiden McMahon	7	6	13	-/-	-/-	-	-/-	-	-	-	1
Landon Danner	6	3	9	-/-	-/-	-	-/-	-	-	-	-
Peyton Goettlicher	4	3	7	-/-	-/-	-	-/-	-	-	-	-
Landon Gallagher	1	3	4	1.0/6	1.0/6	-	-/-	-	-	-	2
Jack St. Fleur	2	1	3	-/-	-/-	-	-/-	-	-	-	-
Zach Frank	1	2	3	1.0/3	1.0/3	-	-/-	-	-	-	2
Will Peroutka	1	1	2	-/-	-/-	-	-/-	-	-	-	-
Westin Hoyt	1	1	2	-/-	-/-	-	-/-	-	-	-	-
Mark Rogalski	1	-	1	-/-	-/-	-	-/-	-	-	-	-
Adam Schavey	1	-	1	-/-	-/-	-	-/-	-	-	-	-
Blake Simonson	1	-	1	-/-	-/-	-	-/-	1-30	1	-	-
Andrew Lipke	-	1	1	-/-	-/-	-	-/-	-	-	-	-
Nolan Dumonceaux	-	1	1	-/-	-/-	-	-/-	-	-	-	-
Logan Suggs	-	1	1	-/-	-/-	-	-/-	-	-	-	-
Evan Wahlin	-	1	1	-/-	-/-	-	-/-	-	-	-	-
Charlie King	1	-	1	-/-	-/-	-	-/-	-	-	-	2
Hudson Poole	-	1	1	-/-	-/-	-	-/-	-	-	-	-
Tyler Smith	1	-	1	-/-	-/-	-	-/-	-	-	-	-
Chandler Obering	1	-	1	1.0/2	1.0/2	-	-/-	-	1	-	1
Tommy Gilmore	-	1	1	-/-	-/-	-	-/-	-	-	-	1



GAME NINE



70



21

SATURDAY, NOV. 8, 2025
COLLEGEVILLE, MINN. | CLEMENS STADIUM



GAME 9: SAINT JOHN'S 70, ST. SCHOLASTICA 21

Saturday, Nov. 8

Collegeville, Minn. | Clemens Stadium | Attendance: 5,529



	1st	2nd	3rd	4th	Final
St. Scholastica (3-6, 2-6 MIAC)	0	0	14	7	21
Saint John's (8-1, 7-1 MIAC)	21	28	7	14	70

SCORING SUMMARY

QTR	TIME	TEAM		DRIVE	CSS	SJU
1st	08:32	SJU	Maverick Harper 8 yd run (Matt Hansen kick)	6 plays, 42 yards, TOP 2:14	0	7
1st	03:54	SJU	Dylan Wheeler 14 yd pass from Trey Feeney (Matt Hansen kick)	6 plays, 72 yards, TOP 2:52	0	14
1st	02:07	SJU	Nolan Dumonceaux 10 yd fumble recovery (Matt Hansen kick)		0	21
2nd	12:20	SJU	Joey Gendreau 10 yd pass from Trey Feeney (Matt Hansen kick)	7 plays, 70 yards, TOP 2:45	0	28
2nd	08:37	SJU	Riley Schwellenbach 3 yd pass from Trey Feeney (Matt Hansen kick)	5 plays, 50 yards, TOP 2:32	0	35
2nd	04:41	SJU	Riley Schwellenbach 13 yd pass from Trey Feeney (Matt Hansen kick)	6 plays, 69 yards, TOP 2:46	0	42
2nd	00:16	SJU	Riley Schwellenbach 12 yd pass from Trey Feeney (Matt Hansen kick)	7 plays, 60 yards, TOP 0:54	0	49
3rd	14:01	CSS	Andrew Burgess II 30 yd pass from Donald West (Jacob Andrews kick)	3 plays, 35 yards, TOP 0:53	7	49
3rd	11:42	SJU	Maverick Harper 5 yd run (Matt Hansen kick)	5 plays, 42 yards, TOP 2:09	7	56
3rd	08:09	CSS	Teagen Lubinski 27 yd pass from Donald West (Jacob Andrews kick)	6 plays, 69 yards, TOP 3:27	14	56
4th	14:44	CSS	Nathan Behrens 5 yd pass from Donald West (Jacob Andrews kick)	12 plays, 82 yards, TOP 6:06	21	56
4th	07:36	SJU	Mason Delzer 5 yd run (Matt Hansen kick)	13 plays, 69 yards, TOP 7:03	21	63
4th	04:16	SJU	Logan Eisele 3 yd run (Matt Hansen kick)	5 plays, 43 yards, TOP 2:56	21	70

TEAM STATISTICS

	CSS	SJU
FIRST DOWNS	14	30
Rushing	6	12
Passing	7	18
Penalty	1	0
NET YARDS RUSHING	60	177
Rushing Attempts	26	27
Average Per Rush	2.3	6.6
Rushing Touchdowns	0	4
Yards Gained Rushing	80	183
Yards Lost Rushing	20	6
NET YARDS PASSING	165	373
Completions-Attempts-Int	15-33-1	29-41-0
Average Per Attempt	5.0	9.1
Average Per Completion	11.0	12.9
Passing Touchdowns	3	5
TOTAL OFFENSE YARDS	225	550
Total offense plays	59	68
Average Gain Per Play	3.8	8.1
Fumbles: Number-Lost	3-1	1-1
Penalties: Number-Yards	3-15	3-15
PUNTS-YARDS	7-351	1-43
Average Yards Per Punt	35.9	43.0
Net Yards Per Punt	28.0	42.0
Inside 20	0	1
50+ Yards	0	0
Touchbacks	0	0
Fair catch	1	0
KICKOFFS-YARDS	4-193	11-579
Average Yards Per Kickoff	48.2	52.6
Net Yards Per Kickoff	27.8	38.5
Touchbacks	0	0
Fair Catch Yards	21	15
Punt returns: Number-Yards-TD	1-1-0	3-55-0
Average Per Return	1.0	18.3
Kickoff returns: Number-Yds-TD	10-155-0	3-82-0
Average Per Return	15.5	27.3
Interceptions: Number-Yds-TD	0-0-0	1-0-0
Fumble Returns: Number-Yds-TD	0-0-0	1-10-1
Miscellaneous Yards	0	0
Possession Time	28:48	31:06
1st Quarter	9:49	5:11
2nd Quarter	6:08	8:52
3rd Quarter	10:16	4:38
4th Quarter	2:35	12:25
Third-Down Conversions	3 of 12	8 of 10
Fourth-Down Conversions	0 of 0	1 of 1
Red-Zone Scores-Chances	1-1	9-9
Touchdowns	1-1	9-9
Field goals	0-1	0-9
Sacks By: Number-Yards	0-0	2-11
PAT Kicks	3-3	10-10
Field Goals	0-0	0-0
Points off turnovers	7	14

PASSING STATS

	CMP-ATT-INT	YDS	TD	LONG	SACK
Trey Feeney	22-30-0	294	5	33	0
Zander Dittbenner	7-11-0	79	0	20	0
TOTALS	29-41-0	373	5	33	0

RUSHING STATS

	NO.	GAIN	LOSS	NET	TD	LONG	AVG.
Mason Delzer	8	69	1	68	1	15	8.5
Sedrick Melvin Jr.	3	33	0	33	0	15	11.0
Logan Eisele	5	25	0	25	1	14	5.0
Zander Dittbenner	3	22	0	22	0	16	7.3
Maverick Harper	3	18	0	18	2	8	6.0
Takhi Vaughn	3	14	0	14	0	6	4.7
Lucas Jansky	1	2	0	2	0	2	2.0
Dylan Kirchner	1	0	5	-5	0	0	-5.0
TOTALS	27	183	6	177	4	16	6.6

RECEIVING STATS

	NO.	YDS	TD	LONG
Joey Gendreau	8	97	1	23
Dylan Wheeler	8	96	1	19
Riley Schwellenbach	6	81	3	26
Dylan Kirchner	2	52	0	33
Owen Amrhein	1	27	0	27
Carson Hegerle	1	14	0	14
Faaris Amegankpoe	1	7	0	7
Sam Nolan	1	1	0	1
Thomas Jacobs	1	-2	0	0
TOTALS	29	373	5	33

DEFENSE STATS

	SOLO	AST	TOT	TFL/YDS	SK/YDS	FF	FR/YDS	INT	BR	BLK	QBH
Aiden McMahon	3	5	8	1.0/1	-/-	1	-/-	-	1	-	-
Landon Danner	2	2	4	0.5/-	-/-	-	-/-	-	-	-	-
Adam Schavey	1	2	3	-/-	-/-	-	-/-	-	-	-	-
Evan Wahlin	1	2	3	-/-	-/-	-	-/-	-	2	-	-
Landon Gallagher	1	2	3	0.5/1	-/-	-	-/-	-	-	-	-
Zach Frank	2	1	3	2.0/11	2.0/11	-	-/-	-	-	-	1
Jawahn Cockfield	1	2	3	1.0/3	-/-	-	-/-	-	-	-	-
Will Seymour	2	-	2	-/-	-/-	-	-/-	-	-	-	-
Nolan Dumonceaux	1	1	2	-/-	-/-	1	1/10	-	-	-	-
Will Peroutka	1	1	2	-/-	-/-	-	-/-	-	1	-	-
Isaac Potter	1	1	2	-/-	-/-	-	-/-	-	-	-	-
Melvin Wallace	1	1	2	-/-	-/-	-	-/-	-	-	-	-
Westin Hoyt	1	1	2	0.5/2	-/-	-	-/-	-	-	-	-
Alex Harren	2	-	2	-/-	-/-	-	-/-	-	-	-	-
Tyler Smith	2	-	2	-/-	-/-	-	-/-	1-0	1	-	-
Grady Minnerath	1	1	2	1.0/1	-/-	-	-/-	-	1	-	1
Riley DeRosier	-	2	2	-/-	-/-	-	-/-	-	-	-	-
Tommy Gilmore	-	2	2	0.5/1	-/-	-	-/-	-	-	-	1
Blake Simonson	-	1	1	-/-	-/-	-	-/-	-	1	-	-
Vincent Pyne	-	1	1	-/-	-/-	-	-/-	-	-	-	-
Jack St. Fleur	1	-	1	-/-	-/-	-	-/-	-	1	-	-
Andrew Lipke	-	1	1	-/-	-/-	-	-/-	-	-	-	-
Zachariah Hunter	-	1	1	-/-	-/-	-	-/-	-	-	-	-
Aaron Baisley	1	-	1	-/-	-/-	-	-/-	-	-	-	-
Logan Suggs	1	-	1	-/-	-/-	-	-/-	-	-	-	-
Joey Moberg	-	1	1	-/-	-/-	-	-/-	-	-	-	-
Peyton Goettlicher	-	1	1	-/-	-/-	-	-/-	-	2	-	-
Teddy Wackman	-	1	1	-/-	-/-	-	-/-	-	-	-	-
Charlie King	-	1	1	-/-	-/-	-	-/-	-	-	-	1
Hudson Poole	1	-	1	-/-	-/-	-	-/-	-	1	-	-
Charlie Ryks	1	-	1	-/-	-/-	-	-/-	-	-	-	-
Joe Gillis	-	1	1	-/-	-/-	-	-/-	-	-	-	-
Chandler Obering	-	1	1	-/-	-/-	-	-/-	-	-	-	-