

Johnnie

2025 OFFICIAL FOOTBALL GAME INFORMATION

MACALESTER
(2-2, 1-2 MIAC)

AT

NO. 11 SAINT JOHN'S
(3-1, 2-1 MIAC)



1 p.m.
SATURDAY, OCT. 11, 2025
COLLEGEVILLE, MINN.
CLEMENS STADIUM



Nickname: Scots

Location: St. Paul, Minn.

Founded: 1874

Enrollment: 2,138

School Colors: Blue & Orange

Conference: Minnesota Intercollegiate Athletic (MIAC)

President: Dr. Suzanne Rivera

Athletic Director: Donnie Brooks

Home Field (Capacity): Macalester Stadium (4,000)

Head Coach: Phil Nicolaides

MAC Record: 10-24 (Fourth season)

Overall Record: 10-24 (Fourth season)

Record vs. Saint John's: 0-0

Nickname: Johnnies

Location: Collegeville, Minn.

Founded: 1857

Enrollment: 1,572

School Colors: Cardinal and Blue

Conference: Minnesota Intercollegiate Athletic (MIAC)

President: Dr. Brian Bruess

Athletic Director: Dan O'Brien

Home Field (Capacity): Clemens Stadium (8,500)

Head Coach: Gary Fasching '81

SJU Record: 113-21 (13th season)

Overall Record: 113-21 (13th season)

Record vs. Macalester: 0-0

2025 STATISTICAL COMPARISONS

Macalester (NCAA/MIAC)		Saint John's (NCAA/MIAC)
22.5 (157th/6th)	Scoring Offense	45.2 (10th/1st)
25.8 (132nd/5th)	Scoring Defense	4.2 (1st/1st)
356.8 (106th/5th)	Total Offense	512.5 (7th/1st)
362.8 (141st/6th)	Total Defense	202.8 (7th/1st)
36:22	Avg. Time of Possession	30:08
PASSING		
175.0 (155th/9th)	Passing Offense	334.2 (9th/2nd)
257.5 (205th/8th)	Passing Defense	121.5 (7th/1st)
8	Passing TD's	11
9	Passing TD's Allowed	1
113.2 (173rd/8th)	Pass Efficiency	179.0 (13th/1st)
135.8 (147th/6th)	Pass-Efficiency Defense	100.1 (23rd/1st)
RUSHING		
181.8 (62nd/3rd)	Rushing Offense	178.2 (66th/4th)
105.3 (65th/4th)	Rushing Defense	81.2 (39th/2nd)
5	Rushing TD's	13
3	Rushing TD's Allowed	1
DEFENSE		
5	Sacks (Total)	13
19	Tackles For Loss (Total)	31
SPECIAL TEAMS		
15 (36.2)	Punts (Avg.)	5 (40.4)
11 (19.7)	Kick Returns (Avg.)	2 (23.5)
4 (0.5)	Punt Returns (Avg.)	6 (8.2)
38.9	Kickoff Coverage (Net Avg.)	42.2
TURNOVERS		
-2 (7/9)	Turnover Margin	+1 (6/5)
4	Interceptions	4
5	Interceptions Thrown	2
3	Fumbles Gained (Defensive)	2
4	Fumbles Lost	3
MISCELLANEOUS		
56.3% (9-16)	Red-Zone Offense	82.1% (23-28)
63.6% (7-11)	Red-Zone Defense	20.0% (1-5)
43.5% (30-69)	3rd-Down Offense	53.3% (16-30)
35.4% (17-48)	3rd-Down Defense	32.7% (18-55)
1,322 (1 game)	Avg. Home Attendance	8,446 (2 games)

LAST WEEK'S LEADERS



#1 TREY FEENEY

Completions/Attempts	19/23
Yards	181
Touchdowns	0
Long	32



#27 CADEN WHEELER

Attempts	14
Yards	44
Touchdowns	1
Long	26



#2 DYLAN WHEELER

Receptions	8
Yards	113
Touchdowns	0
Long	32



#23 AIDEN McMAHON

Total Tackles	17.0
TFL/Yards	0.0/0
Sacks/Yards	0.0/0
Forced Fumbles	0

WATCH



STREAM:
MIAC Sports
Network

LISTEN



RADIO: 660
WBHR 95.7

FOLLOW



@johnnieathletics and
@saintjohnsfootball

@Saint John's University
(Minn.) Athletics

@SJUJohnnies and
@SJUFootball

FIRST MEETING SINCE 2001

Saint John's turned the ball over on downs twice inside Bethel's 15-yard line and also missed a 31-yard field goal in a 17-10 loss last Saturday (Oct. 4) at Bethel. Once again, the Johnnies rotated at quarterback between junior **Trey Feeney** and senior **Zander Dittbenner**. Feeney finished 19 of 23 passing for 181 yards with one interception. Dittbenner was 7 of 13 passing for 57 yards. He also carried the ball five times for 17 yards. Junior linebacker **Aiden McMahon** had a monster game, finishing with a team-best 17 tackles (11 solo). Macalester dominated on both sides of the ball to earn a 29-0 home win over Hamline in the annual battle for the Paint Bucket last Saturday night. The Paint Bucket returned to Macalester after Hamline had won the previous two meetings between the two rivals, who have played 123 times since the series began in 1887. The Scots gained 459 yards of offense, including 347 yards on the ground, while holding Hamline to 205 total yards in the shutout. The ground attack featured a pair of 100-yard rushers in senior Vasco Sierra (105 yards on 26 carries) and freshman Brennan Litchford (134 yards and one touchdown on 16 carries).

THE MIAC SPORTS NETWORK

The MIAC launched the MIAC Sports Network powered by Hudl in August 2023. The MIAC Sports Network is the official streaming home of all MIAC events and championships. The end-to-end digital streaming service is now available on the web (<https://miacsportsnetwork.com/>) along with streaming apps for television and mobile devices, including Android TV, Apple TV, Amazon Fire, Roku (TV), iOS, Android (mobile), and Amazon Fire Tablet.

THE JOHNNIE RADIO NETWORK

Saturday's game can be heard live on WBHR-660 AM across central Minnesota and KDIZ-1570 AM in the Twin Cities. Mark Lewandowski, Bryan Backes and Mike Carr will call all the action, beginning with Johnnies Magazine at 11 a.m. and the pre-game show at 11:30 a.m. The game will also be broadcast on the SJU football website via 660wbhr.com. This is the 28th season SJU football can be heard worldwide over the internet.

-Football Weekly at 7 p.m. Thursday, Oct. 9: head coach **Gary Fasching '81**, senior defensive lineman **Landon Gallagher** (Murrieta, Calif./Vista Murrieta) and offensive line coach **Mike Magnuson '90**.

-Johnnies Magazine at 11 a.m. Saturday, Oct. 11: SJU senior distance runner **Eamon Cavanaugh** (Oak Park, Ill./Oak Park and River Forest) and SJU sophomore golfer **Gavin Grahek** (Maple Grove, Minn.).

DOWNLOAD THE GO JOHNNIES APP

In August 2021, the Saint John's athletic department launched the Go Johnnies App, which is compatible with both iOS and Android devices. The app provides Johnnie fans easy access to features that include customizable push notifications for each of SJU's 11 varsity sports. The Go Johnnies App is presented by Kensington Bank and is a collaboration between SJU's athletic media relations and sports marketing departments, and From Now On, a fan-engagement software and analytics company (FanX).

THIS WEEK IN JOHNNIE ATHLETICS

SUN.	OCT. 5	MON.	OCT. 6	TUES.	OCT. 7	SAT.	OCT. 11
GOLF 3rd at Twin Cities Classic <i>Le Sueur, Minn. - Le Sueur C.C.</i>		GOLF 3rd at Twin Cities Classic <i>Bloomington, Minn. - Minnesota Valley C.C.</i>		SOCCER W, 2-1 at St. Scholastica <i>Duluth, Minn. - Marv Heikkinen Field</i>		SOCCER SJU at Macalester <i>St. Paul, Minn. - John Leaney Field</i> FOOTBALL SJU vs. Macalester <i>Collegeville, Minn. - Clemens Stadium</i>	

JOHNNIE FOOTBALL BY THE NUMBERS

4

NATIONAL CHAMPIONSHIPS

1963 (NAIA), 1965 (NAIA), 1976, 2003

Saint John's won is one of 10 active football programs to have won more than one national championship at the Division III level.

33

POSTSEASON APPEARANCES

1963, 1965, 1969, 1976, 1977, 1982, 1985, 1987, 1989, 1991, 1993, 1994, 1996, 1998, 1999, 2000, 2001, 2002, 2003, 2005, 2006, 2007, 2008, 2009, 2014, 2015, 2016, 2017, 2018, 2019, 2021, 2022, 2024

37

MIAC CHAMPIONSHIPS

1932, 1935, 1936, 1938, 1953, 1962, 1963, 1965, 1971, 1974, 1975, 1976, 1977, 1979, 1982, 1985, 1989, 1991, 1993, 1994, 1995, 1996, 1998, 1999, 2001, 2002, 2003, 2005, 2006, 2008, 2009, 2014, 2018, 2019, 2021, 2022, 2024

38

ACADEMIC ALL-AMERICANS

25 seasons with at least one Academic All-American
Seven seasons with two or more Academic All-Americans
Two Academic All-Americans of the Year (Chris Palmer, 1995; Aaron Syverson, 2024)

154

ALL-AMERICANS

A total of 29 players have earned more than one All-America award, and SJU has had more than one All-American in 40 seasons and 24 seasons with three selections or more.

2025 SCHEDULE/RESULTS

Saint John's (3-1, 2-1 MIAC)		
Sept. 13	MINNESOTA-MORRIS (Blake Elliott Day)	W, 49-0
Sept. 20	at Hamline*	W, 59-0
Sept. 27	AUGSBURG* (Homecoming)	W, 63-0
Oct. 4	at Bethel*	L, 10-17
Oct. 11	MACALESTER*	1 p.m.
Oct. 18	at Concordia*	1 p.m.
Oct. 25	CARLETON* (Family Weekend)	1 p.m.
Nov. 1	at Gustavus Adolphus*	1 p.m.
Nov. 8	ST. SCHOLASTICA*	Noon
Nov. 15	ST. OLAF*	Noon

*denotes an MIAC game

Saint John's Football History

*as of Oct. 4

First Season	1900 (113th season)
All-Time Record	695-259-24 (.723)
All-Time MIAC Record	504-182-22 (.727)
All-Time Home Record	371-102-13 (.777)
All-Time Postseason Record	50-28 (.641)
NCAA Postseason Record	45-27 (.625)
All-Americans	154
Academic All-Americans	38
All-MIAC First-Team Selections	478

4 National Championships

1963 (NAIA), 1965 (NAIA), 1976, 2003

37 MIAC Championships

1932, 1935, 1936, 1938, 1953, 1962, 1963, 1965, 1971, 1974, 1975, 1976, 1977, 1979, 1982, 1985, 1989, 1991, 1993, 1994, 1995, 1996, 1998, 1999, 2001, 2002, 2003, 2005, 2006, 2008, 2009, 2014, 2018, 2019, 2021, 2022, 2024

33 Postseason Appearances

1963, 1965, 1969, 1976, 1977, 1982, 1985, 1987, 1989, 1991, 1993, 1994, 1996, 1998, 1999, 2000, 2001, 2002, 2003, 2005, 2006, 2007, 2008, 2009, 2014, 2015, 2016, 2017, 2018, 2019, 2021, 2022, 2024

29 NCAA Division III Playoff Appearances

1976, 1977, 1985, 1987, 1989, 1991, 1993, 1994, 1996, 1998, 1999, 2000, 2001, 2002, 2003, 2005, 2006, 2007, 2008, 2009, 2014, 2015, 2016, 2017, 2018, 2019, 2021, 2022, 2024

10 Undefeated Seasons

1901, 1905, 1932, 1935, 1944, 1962, 1963, 1965, 1976, 2003

26 Seasons of 10+ Wins

1963, 1965, 1976, 1989, 1991, 1993, 1994, 1996, 1998, 1999, 2000, 2001, 2002, 2003, 2005, 2006, 2007, 2009, 2014, 2015, 2016, 2018, 2019, 2021, 2022, 2024

20 Seasons of Leading Division III Attendance (Game Avg.)

1988, 1993, 1995, 1996, 1998, 2001, 2002, 2003, 2004, 2005, 2006, 2007, 2008, 2009, 2010, 2012, 2013, 2014, 2015, 2016

MEDIA CONTACTS

Saint John's - Ryan Klinkner, Director of Athletic Communications
320-363-3127 | rklinkner@csbsju.edu | gojohnnies.com

Jordan Modjeski, Assistant Director of Athletic Communications
320-363-3127 | jmodjeski@csbsju.edu | gojohnnies.com

Twitter: @SJUJohnnies | Instagram: @johnnieathletics

Macalester - Matt McLagan, Director of Sports Information
651-696-6563 | mmclagan@macalester.edu | athletics.macalester.edu

Twitter: @MacalesterScots | Instagram: @macalesterscots

Johnnies

2025 SAINT JOHN'S FOOTBALL · @SJUJOHNNIES · @SJUFOOTBALL · A TRADITION UNRIVALED

2

2025 OPPONENT SCHEDULES



MINNESOTA-MORRIS

Blake Elliott Day
Sept. 13, 2025 | 1 p.m.
Clemens Stadium | Collegeville, Minn.

2025 SCHEDULE/RESULTS

Sept. 6	at Concordia-Chicago	L, 16-17
Sept. 13	at Saint John's	L, 0-49
Sept. 20	at Crown	L, 20-30
Oct. 4	MARTIN LUTHER	W, 35-28
Oct. 11	at Westminster (Mo.)	Noon
Oct. 18	NORTHWESTERN	1 p.m.
Oct. 25	at Greenville (Ill.)	Noon
Nov. 1	CROWN	1 p.m.
Nov. 8	WESTMINSTER (Mo.)	Noon
Nov. 15	at Martin Luther	1 p.m.

2025 Record: 1-3 (1-0 UMAC)



HAMLIN

Sept. 20, 2025 | 1 p.m.
Klas Field | St. Paul, Minn.

2025 SCHEDULE/RESULTS

Sept. 6	CROWN	W, 28-21
Sept. 20	SAINT JOHN'S	L, 0-59
Sept. 27	BETHEL	L, 12-62
Oct. 4	at Macalester	L, 0-29
Oct. 11	CONCORDIA	1 p.m.
Oct. 18	at Carleton	1 p.m.
Oct. 25	GUSTAVUS ADOLPHUS	1 p.m.
Nov. 1	at St. Scholastica	1 p.m.
Nov. 8	at St. Olaf	Noon
Nov. 15	at Augsburg	Noon

2025 Record: 1-3 (0-3 MIAC)



AUGSBURG

Homecoming
Sept. 27, 2025 | 1 p.m.
Clemens Stadium | Collegeville, Minn.

2025 SCHEDULE/RESULTS

Sept. 4	at Valley City State (N.D.)	L, 0-27
Sept. 20	at St. Scholastica	W, 30-23
Sept. 27	at Saint John's	L, 0-63
Oct. 4	ST. OLAF	W, 44-13
Oct. 11	BETHEL	Noon
Oct. 18	at Macalester	1 p.m.
Oct. 25	CONCORDIA	Noon
Nov. 1	at Carleton	1 p.m.
Nov. 8	GUSTAVUS ADOLPHUS	Noon
Nov. 15	HAMLIN	Noon

2025 Record: 2-2 (2-1 MIAC)



BETHEL

Oct. 4, 2025 | 1 p.m.
Royal Stadium | Arden Hills, Minn.

2025 SCHEDULE/RESULTS

Sept. 13	NORTHWESTERN	W, 50-3
Sept. 20	at Gustavus Adolphus	W, 41-7
Sept. 27	at Hamline	W, 62-12
Oct. 4	SAINT JOHN'S	W, 17-10
Oct. 11	at Augsburg	Noon
Oct. 18	ST. OLAF	1 p.m.
Oct. 25	MACALESTER	1 p.m.
Nov. 1	at Concordia	1 p.m.
Nov. 8	CARLETON	1 p.m.
Nov. 15	at St. Scholastica	1 p.m.

2025 Record: 4-0 (3-0 MIAC)



MACALESTER

Oct. 11, 2025 | 1 p.m.
Clemens Stadium | Collegeville, Minn.

2025 SCHEDULE/RESULTS

Sept. 6	at Grinnell (Iowa)	W, 20-15
Sept. 20	at Carleton	L, 7-51
Sept. 27	at St. Scholastica	L, 34-37 (2OT)
Oct. 4	HAMLIN	W, 29-0
Oct. 11	at Saint John's	1 p.m.
Oct. 18	AUGSBURG	1 p.m.
Oct. 25	at Bethel	1 p.m.
Nov. 1	ST. OLAF	7 p.m.
Nov. 8	CONCORDIA	Noon
Nov. 15	at Gustavus Adolphus	Noon

2025 Record: 2-2 (1-2 MIAC)



CONCORDIA

Oct. 18, 2025 | 1 p.m.
Jake Christiansen Stadium | Moorhead, Minn.

2025 SCHEDULE/RESULTS

Sept. 6	MAYVILLE STATE (N.D.)	W, 17-6
Sept. 20	at St. Olaf	L, 16-17
Sept. 27	GUSTAVUS ADOLPHUS	W, 14-13
Oct. 4	ST. SCHOLASTICA	W, 49-21
Oct. 11	at Hamline	1 p.m.
Oct. 18	SAINT JOHN'S	1 p.m.
Oct. 25	at Augsburg	Noon
Nov. 1	BETHEL	1 p.m.
Nov. 8	at Macalester	Noon
Nov. 15	at Carleton	Noon

2025 Record: 3-1 (2-1 MIAC)



CARLETON

Family Weekend
Oct. 25, 2025 | 1 p.m.
Clemens Stadium | Collegeville, Minn.

2025 SCHEDULE/RESULTS

Sept. 6	at UW-Whitewater	L, 14-45
Sept. 20	MACALESTER	W, 51-7
Sept. 27	ST. OLAF	W, 35-28
Oct. 4	at Gustavus Adolphus	W, 45-28
Oct. 11	at St. Scholastica	1 p.m.
Oct. 18	HAMLIN	1 p.m.
Oct. 25	at Saint John's	1 p.m.
Nov. 1	AUGSBURG	1 p.m.
Nov. 8	at Bethel	1 p.m.
Nov. 15	CONCORDIA	Noon

2025 Record: 3-1 (3-0 MIAC)



GUSTAVUS ADOLPHUS

Nov. 1, 2025 | 1 p.m.
Hollingsworth Field | St. Peter, Minn.

2025 SCHEDULE/RESULTS

Sept. 6	at Whitworth (Wash.)	L, 10-23
Sept. 20	BETHEL	L, 7-41
Sept. 27	at Concordia	L, 13-14
Oct. 4	CARLETON	L, 28-45
Oct. 11	at St. Olaf	1 p.m.
Oct. 18	ST. SCHOLASTICA	1 p.m.
Oct. 25	at Hamline	1 p.m.
Nov. 1	SAINT JOHN'S	1 p.m.
Nov. 8	at Augsburg	Noon
Nov. 15	MACALESTER	Noon

2025 Record: 0-4 (0-3 MIAC)



ST. SCHOLASTICA

Nov. 8, 2025 | Noon
Clemens Stadium | Collegeville, Minn.

2025 SCHEDULE/RESULTS

Sept. 6	at Wisconsin Lutheran	W, 41-27
Sept. 20	AUGSBURG	L, 23-30
Sept. 27	MACALESTER	W, 37-34 (2OT)
Oct. 4	at Concordia	L, 21-49
Oct. 11	CARLETON	1 p.m.
Oct. 18	at Gustavus Adolphus	1 p.m.
Oct. 25	at St. Olaf	1 p.m.
Nov. 1	HAMLIN	1 p.m.
Nov. 8	at Saint John's	Noon
Nov. 15	BETHEL	1 p.m.

2025 Record: 2-2 (1-2 MIAC)



ST. OLAF

Nov. 15, 2025 | Noon
Clemens Stadium | Collegeville, Minn.

2025 SCHEDULE/RESULTS

Sept. 6	NORTHWESTERN	W, 32-7
Sept. 20	CONCORDIA	W, 17-16
Sept. 27	at Carleton	L, 28-35
Oct. 4	at Augsburg	L, 13-44
Oct. 11	GUSTAVUS ADOLPHUS	1 p.m.
Oct. 18	at Bethel	1 p.m.
Oct. 25	ST. SCHOLASTICA	1 p.m.
Nov. 1	at Macalester	1 p.m.
Nov. 8	HAMLIN	Noon
Nov. 15	at Saint John's	Noon

2025 Record: 2-2 (1-2 MIAC)

SJU vs. 2025'S OPPONENTS

Opponent	Time	Series	Home	Away	Neut.	First	Last	Streak
Minnesota-Morris	W, 49-0	SJU, 3-2-1	2-0-1	1-2	0-0	1968	2025	W1
at Hamline	W, 59-0	SJU, 63-23-3	36-8-2	26-15-1	1-0	1908	2025	W26
Augsburg	W, 63-0	SJU, 75-9-2	38-5	36-4-2	1-0	1926	2025	W12
at Bethel	L, 10-17	SJU, 38-11	22-3	15-8	1-0	1978	2025	L1
Macalester	1 p.m.	SJU, 54-17-4	26-7-3	25-10-1	3-0	1909	2001	W15
at Concordia	1 p.m.	SJU, 51-34-6	25-15-4	22-18-1	4-1-1	1923	2024	W5
Carleton	1 p.m.	SJU, 41-0	20-0	18-0	3-0	1923	2023	W41
at Gustavus Adolphus	1 p.m.	SJU, 54-33-3	29-11-1	22-21-2	3-1	1923	2024	W1
St. Scholastica	Noon	SJU, 7-0	5-0	2-0	0-0	2014	2024	W7
St. Olaf	Noon	SJU, 48-14-1	24-8	24-6-1	0-0	1922	2024	W11

434-143-20 (.744)



FREE WHEELING

DYLAN WHEELER

WR | 6-2 | 195 | Sr.
St. Paul, Minn./Mounds View

A 2024 consensus All-American – American Football Coaches Association (AFCA) first team, Associated Press first team, D3football.com third team, Walter Camp first team – senior wide receiver **Dylan Wheeler** (St. Paul, Minn./Mounds View) ended the 2024 season second in NCAA Division III in receiving touchdowns (21), eighth in total points scored (126) and total touchdowns (21), 14th in receptions per game (7.3) and 15th in scoring (10.5 ppg.). He recorded over 100 receiving yards in seven of his team's 12 games and led SJU in receptions (88) and receiving touchdowns (21), and finished second with 1,164 receiving yards.

The 21 receiving touchdowns were second-most in program history, one behind the record of 22 set by **Blake Elliott** '03 – a 2025 College Football Hall of Fame inductee – in 2002, while the catches ranked third and the receiving yards were 10th. Wheeler is currently tied for third in program history in receiving touchdowns (36) and 100-yard receiving games (11), fourth in receptions (173) and ninth in receiving yards (2,324).

Wheeler continues to move up the SJU leaderboards. He collected his sixth game with three receiving touchdowns Sept. 20 at Hamline. No Johnnie has tallied more 3+ touchdown-reception games than Wheeler. He also eclipsed 100 receiving yards for the 11th time of his career Oct. 4 at Bethel.

All-Time SJU Receptions

Rk.	Rec.	Name	Seasons
1.	369	Blake Elliott	2000-03
2.	213	Josh Bungum	2012-15
3.	207	Adam Herbst	1995-98
4.	173	Dylan Wheeler	2022-current

All-Time SJU Receiving Yards

Rk.	Yds.	Name	Seasons
1.	4,826	Blake Elliott	2000-03
2.	3,162	Chris Palmer	1992-95
3.	3,096	Adam Herbst	1995-98
4.	2,676	Josh Bungum	2012-15
5.	2,584	Todd Fultz	1988-90
6.	2,542	Jeremy Loretz	1991-94
7.	2,357	Kyle Gearman	2004-06
8.	2,350	Ravi Alston	2018-21
9.	2,324	Dylan Wheeler	2022-current

All-Time SJU Receiving Touchdowns

Rk.	TDs	Name	Seasons
1.	63	Blake Elliott	2000-03
2.	41	Adam Herbst	1995-98
3.	36	Dylan Wheeler	2022-current
	36	Chris Palmer	1992-95

All-Time SJU 100-Yard Receiving Games

Rk.	Gms.	Name	Seasons
1.	22	Blake Elliott	2000-03
2.	15	Chris Palmer	1992-95
3.	11	Dylan Wheeler	2022-current
	11	Adam Herbst	1995-98

ANOTHER ONE-SCORE LOSS AT BETHEL

The Johnnies are now 38-11 all-time against Bethel, including a 15-8 record on the Royals' home field. All eight losses in Arden Hills were decided by seven points or less: 1999 (24-20), 2000 (43-36), 2007 (17-14), 2008 (14-9), 2010 (17-14), 2012 (27-22), 2022 (28-24) and 2025 (17-10).

RARE OCTOBER LOSS

Saturday's defeat was the 21st in **Gary Fasching's** '81 13-year tenure as head coach (113-21 record) and just the second during the month of October (42-2 record).



JOEY G. ON THE TE LISTS

JOEY GENDREAU

TE | 6-3 | 230 | Sr.
Shorewood, Minn./Minnetonka

Senior tight end **Joey Gendreau** (Shorewood, Minn./Minnetonka) was named to the D3football.com National Team of the Week for the second time this season on Sept. 30 after he recorded career highs in catches (10) and receiving yards (166) for his third-straight 100-yard receiving game in SJU's 63-0 Homecoming win over Augsburg.

Gendreau is currently second on SJU's tight ends list with 123 career receptions, is third in receiving yards (1,638) and tied for fourth in receiving touchdowns (14).

The 2024 All-American currently leads the Johnnies in catches (31) and receiving yards (462) with three touchdowns through the season's first four games. He was named to the D3football.com National Team of the Week on Sept. 16 following an eight-catch, 124-yard performance in the Johnnies' 49-0, season-opening win over Minnesota-Morris on Sept. 13.

A D3football.com All-America fourth-team selection in 2024, Gendreau finished third on the team in catches (63), receiving yards (810) and receiving touchdowns (5) last season. Among MIAC tight ends, Gendreau led the MIAC in receptions (43), tied for first with four receiving touchdowns and was second with 500 receiving yards in league play.

All-Time SJU Receptions by a Tight End

Rk.	Rec.	Name	Seasons
1.	171	Alex Larson	2019-23
2.	123	Joey Gendreau	2022-current

All-Time SJU Receiving Yards by a Tight End

Rk.	Yds.	Name	Seasons
1.	2,097	Alex Larson	2019-23
2.	1,749	Nate Kirschner	1997-00
3.	1,638	Joey Gendreau	2022-current

All-Time SJU Receiving Touchdowns by a Tight End

Rk.	Yds.	Name	Seasons
1.	30	Alex Larson	2019-23
2.	19	Nate Kirschner	1997-00
3.	15	Tom Ramboldt	1988-91
4.	14	Joey Gendreau	2022-current
	14	Jared Streit	2015-18



TACKLES UPON TACKLES

AIDEN McMAHON

LB | 6-1 | 220 | Jr.
Maple Grove, Minn./Maple Grove

Junior linebacker **Aiden McMahon's** (Maple Grove, Minn.) 17 total tackles last Saturday against Bethel are the most by a Johnnie since linebacker **Taylor Dammermann** '13 made 19 stops (seven solo) in the 27-22 loss at Bethel on Nov. 10, 2012 (**John Gagliardi's** final game as head coach). The 11 solo stops were the most since linebacker **Danno Wagner** '06 on Dec. 14, 2002, at Trinity (Texas) in the national semifinals.

NO PASSING TOUCHDOWN


SJU did not pass for a touchdown for the first time since the 23-20 loss to Wartburg (Iowa) on Nov. 26, 2022, in the second round of the Division III playoffs. The occurrence was just the Johnnies' second in the last 108 games.

10 POINTS

The 10 points the Johnnies scored Saturday was their fewest in a single game since a 17-7 loss at North Central (Ill.) in the first round of the 2017 Division III playoffs.

17-10

Last Saturday's (Oct. 4) 17-10 score was the third of its kind in SJU football history, all three of which have occurred on the road. Saint John's suffered a 17-10 loss at St. Thomas nearly 52 years ago to the date on Oct. 6, 1973 and defeated Macalester 17-10 in St. Paul on Nov. 3, 1984.



Senior defensive lineman **Zach Frank** (Lino Lakes, Minn./Centennial) was named one of 175 semifinalists for the 2025 William V. Campbell Trophy and is a candidate for the 2025 National Football Foundation (NFF) Scholar-Athlete Awards, presented by Fidelity Investments. He is one of 33 student-athletes from NCAA Division III and one of two nominees from the Minnesota Intercollegiate Athletic Conference (MIAC) for the Campbell Trophy – joining St. Olaf defensive end Noah Barrett.

Since 1995, 24 Johnnies have been nominated for the Campbell Trophy. SJU is the lone program of 658 NCAA schools that play football to have nominated a Campbell Trophy scholar-athlete each of the past 23 seasons.

The award recognizes an individual as the absolute best football scholar-athlete in the nation and up to 16 of the candidates will be named recipients of the prestigious NFF National Scholar-Athlete Award. Nominated by their schools, which are limited to one nominee each, candidates for the awards must be a senior or graduate student in their final year of eligibility, have a GPA of at least 3.2 on a 4.0 scale, have shown outstanding football ability as a first-team player or significant contributor and must have demonstrated strong leadership and citizenship. Launched in 1959, the NFF National Scholar-Athlete program awards \$18,000 scholarships that can be used for the honorees' postgraduate education. SJU has produced four NFF National Scholar-Athlete Award winners: defensive lineman **Michael Wozniak** '22 (2022), linebacker **Carter Hanson** '17 (2016), linebacker **Matt Hawn** '06 (2005) and wide receiver **Chris Palmer** '96 (1995).

The class is selected each year by the NFF Awards Committee, which is comprised of a nationally recognized group of media, members of the College Football Hall of Fame and athletics administrators.

The NFF will announce 12-16 finalists on Oct. 22. Each of them will receive a \$18,000 postgraduate scholarship as a member of the NFF National Scholar-Athlete Class Presented by Fidelity Investments. One of the finalists will be named the winner of the 36th Campbell Trophy during the 67th Annual NFF Awards Dinner Presented by Las Vegas on Dec. 9 at the Bellagio Resort & Casino and have his postgraduate scholarship increased to \$25,000.

An accounting major (exercise and health science minor) with a 3.86 GPA, Frank was named to the 2024 College Sports Communicators (CSC) Academic All-America second team and collected his second CSC Academic All-District and Academic All-MIAC (minimum 3.5 GPA) honors last season. He is a five-time Dean's list honoree (minimum 3.80 GPA) out of eight semesters at SJU.

On the field, Frank was named to the 2024 D3football.com All-America fourth team after he garnered his second-consecutive D3football.com All-Region and All-MIAC honors last fall. He led the team in sacks (9.0) and quarterback hurries (6), and was second in tackles for loss (11.5) for a defense that ended the 2024 regular season as the NCAA Division III leader on fourth down (20 percent/5-for-25), third in sacks (4.10 spg.), sixth in the red zone (.565/13-for-23); eighth against the run (53.8 ypg.) and 19th in points allowed (13.0 ppg.). In 2023, Frank led SJU with nine tackles for loss and seven quarterback hurries, and tied for the team lead with 5.5 sacks in 10 games. Frank has 89 tackles (48 solo), including 30.5 tackles for a loss, 21.0 sacks, 15 quarterback hurries, two forced fumbles and one fumble recovery in 35 career games.

Off the field, Frank is in his fifth year raising money for St. Jude Children's Research Hospital as a member of the SJU football team. The Johnnies raised \$63,700 last fall, the program's 10th year supporting the organization. He studied abroad in London during Spring 2024 and participated in a service internship with Boxing Futures, which is an outreach program for at-risk youth (ages 12-25). Frank helped set up and run boxing sessions each week for the participants, as well as reached out to other potential sites for more programs to be established in the future.

He helped start a club on campus called Johnnies and Bennies in Community (JBIC) in Fall 2024. The first location was Madison Elementary School in St. Cloud, where the club created a mentorship program for kids who need a positive influence in their life. There are currently 15 mentors going to the school either once or twice each week for an hour.

Frank was named SJU's 2023-24 NovaCare Comeback Athlete of the Year. Honorees must have suffered a substantial injury and be known to SJU's NovaCare Rehabilitation on-campus, physical therapy professionals. NovaCare is the preferred physical therapy and athletic training services provider for Saint John's University. Frank suffered a severe lateral bucket handle meniscus tear during the third game of the 2022 season and was initially told the timeline to return to high-intensity training was five months. Due to hard work and dedication to the rehabilitation program, he was cleared for full participation one month early.

WHEELER & GOOD WORKS

Senior wide receiver **Dylan Wheeler** was one of 22 student-athletes across all divisions of college football named to the 2025 Allstate American Football Coaches Association (AFCA) Good Works Team on Sept. 16. The 2025 season marks the 34th anniversary of the award, which was established in 1992 to recognize a select group of college football players who have made a commitment to service and enriching the lives of others.

Wheeler is one of seven honorees from the NCAA Division III level – joining offensive lineman Charlie Pearson of Johns Hopkins (Md.), quarterback Carter St. John of Alma (Mich.), offensive lineman Canyon Schneider of Denison (Ohio), kicker/punter Owen Schuckert of John Carroll (Ohio), running back Auvic White of Hendrix (Ark.) and defensive back Devin Williams of Bethel.

Wheeler is the ninth Johnnie to be named to the Allstate AFCA Good Works Team and the eighth in the last nine seasons – joining linebacker **Jake Schwinghammer** '25, wide receiver **Jimmy Buck** '23, defensive lineman **Michael Wozniak** '22, quarterback **Chris Backes** '21, offensive lineman **Ben Barch** '20, quarterback **Jackson Erdmann** '19 and wide receiver **Will Gillach** '19. Defensive end **Kevin McNamara** '07 was the first SJU student-athlete to receive the honor in 2006.

Over the summer, sports information directors from Division I, Division II, Division III and NAIA schools across the country submitted nominations of players they felt best embodied the spirit of the Good Works Team award. A voting panel was faced with a list of 197 nominees that was narrowed down to the 22 student-athletes and honorary coach, Oklahoma's Brent Venables, named to the team.

The 2025 Allstate AFCA Good Works Team will be invited to New Orleans to participate in a special community service project ahead of the 2026 Allstate Sugar Bowl, where the entire team will also be recognized on the field at halftime on New Year's Day.

A 2024 consensus All-American – American Football Coaches Association (AFCA) first team, Associated Press first team, D3football.com third team, Walter Camp first team – Wheeler ended the season second in NCAA Division III in receiving touchdowns (21), eighth in total points scored (126) and total touchdowns (21), 14th in receptions per game (7.3) and 15th in scoring (10.5 ppg.). He recorded over 100 receiving yards in seven of his team's 12 games and led SJU in receptions (88) and receiving touchdowns (21), while finishing second with 1,164 receiving yards. The 21 receiving touchdowns were second-most in program history, one behind the record of 22 set by Blake Elliott '03 – a 2025 College Football Hall of Fame inductee – in 2002, while the catches ranked third and the receiving yards were 10th.

An accounting and finance (double-major) with a 3.64 GPA, Wheeler was named to the 2024 College Sports Communicators (CSC) Academic All-America second team in addition to earning CSC Academic All-District and Academic All-MIAC (minimum 3.5 GPA) honors.

Wheeler organized a fundraiser during the 2024 football season for Folds of Honor to provide academic scholarships for the children and spouses of America's fallen or disabled military members and first responders. He developed a performance-based donation system that raised over \$25,000 from almost 30 different donors. Wheeler is currently working to expand the project with other SJU student-athletes across all sports and establish the fundraiser as a new tradition.

Wheeler is SJU's Student-Athlete Advisory Committee (SAAC) president for the current 2025-26 academic year, which is his third as a member of the organization. He was SAAC's Diversity & Inclusion Committee Chair in 2024-25 and was a member of the organization's Kids Fighting Hunger Committee in 2023-24. Wheeler helped raise over \$35,000 and organized a food-packing event on campus that produced nearly 100,000 meals that year.

--continued on p. 15--



IN THE MIAC

2025 MIAC Standings

	MIAC	PF	PA	OVERALL	PF	PA
Bethel	3-0	120	29	4-0	170	32
Carleton	3-0	131	63	3-1	145	108
Saint John's	2-1	132	17	3-1	181	17
Concordia	2-1	79	51	3-1	96	57
Augsburg	2-1	74	99	3-1	74	124
Macalester	1-2	70	88	2-2	90	103
St. Olaf	1-2	58	95	2-2	90	102
St. Scholastica	1-2	81	113	2-2	122	140
Hamline	0-3	12	150	1-3	40	171
Gustavus Adolphus	0-3	48	100	0-4	58	123

RECENT SCORES

Saturday, Sept. 27, 2025

Augsburg 0 at No. 4 Saint John's 63	Collegeville, Minn.	Clemens Stadium
No. 11/12 Bethel 62 at Hamline 12	St. Paul, Minn.	Klas Field
Gustavus Adolphus 13 at Concordia 14	Moorhead, Minn.	Jake Christiansen Stadium
Macalester 34 at St. Scholastica 37	Duluth, Minn.	Walt Hunting Stadium
St. Olaf 28 at Carleton 35	Northfield, Minn.	Laird Stadium

Saturday, Oct. 4, 2025

St. Olaf 13 at Augsburg 44	Minneapolis, Minn.	Edor Nelson Field
No. 4 Saint John's 10 at No. 11/12 Bethel 17	Arden Hills, Minn.	Royal Stadium
Carleton 45 at Gustavus Adolphus 28	St. Peter, Minn.	Hollingsworth Field
St. Scholastica 21 at Concordia 49	Moorhead, Minn.	Jake Christiansen Stadium
Hamline 0 at Macalester 29	St. Paul, Minn.	Macalester Stadium

UPCOMING GAMES

Saturday, Oct. 11, 2025

No. 7/8 Bethel at Augsburg	12 p.m.	Minneapolis, Minn.	Edor Nelson Field
Macalester at No. 11/13 Saint John's	1 p.m.	Arden Hills, Minn.	Clemens Stadium
Carleton at St. Scholastica	1 p.m.	St. Peter, Minn.	Walt Hunting Stadium
Gustavus Adolphus at St. Olaf	1 p.m.	Moorhead, Minn.	Klein Field at Manitou
Concordia at Hamline	1 p.m.	St. Paul, Minn.	Klas Field

Saturday, Oct. 18, 2025

No. 11/13 Saint John's at Concordia	1 p.m.	Moorhead, Minn.	Jake Christiansen Stadium
St. Olaf at No. 7/8 Bethel	1 p.m.	Arden Hills, Minn.	Royal Stadium
Hamline at Carleton	1 p.m.	Northfield, Minn.	Laird Stadium
St. Scholastica at Gustavus Adolphus	1 p.m.	St. Peter, Minn.	Hollingsworth Field
Augsburg at Macalester	1 p.m.	St. Paul, Minn.	Macalester Stadium

Saturday, Oct. 25, 2025

Concordia at Augsburg	12 p.m.	Minneapolis, Minn.	Edor Nelson Field
Carleton at No. 11/13 Saint John's	1 p.m.	Collegeville, Minn.	Clemens Stadium
Macalester at No. 7/8 Bethel	1 p.m.	Arden Hills, Minn.	Royal Stadium
St. Scholastica at St. Olaf	1 p.m.	Northfield, Minn.	Klein Field at Manitou

RETURNING ALL-MIAC PLAYERS

OFFENSE

POS.	NAME	YR.	HOMETOWN/H.S.	PREVIOUS SELECTIONS
QB	Cooper Drews	Bethel	Jr. Princeton, Minn.	--
RB	Caden Wheeler	Saint John's	Sr. Andover, Minn.	--
WR	Tyler Dimond	Carleton	Sr. North Grafton, Mass. Grafton	--
WR	Dawson Schaffer	Hamline	Sr. Kindred, N.D.	--
WR	Dylan Wheeler	Saint John's	Sr. St. Paul, Minn. Mounds View	2023 (HM)
WR	Tyrone Wilson	Augsburg	Sr. Ellendale, Minn.	--
TE	Joey Gendreau	Saint John's	Sr. Shorewood, Minn. Minnetonka	--
OL	Jaeger Ash	Bethel	Jr. Milaca, Minn.	--
OL	Sam Dioszeghy	Concordia	Jr. Mound, Minn. Mound Westonka	--
OL	Johnathan Hartwig	St. Olaf	Sr. Hudson, Wis.	--
OL	Isaiah Ward	Bethel	Sr. Centerville, Minn.	2023

DEFENSE

POS.	NAME	YR.	HOMETOWN/H.S.	PREVIOUS SELECTIONS
DL	Noah Barrett	St. Olaf	Sr. Stratford, Wis.	--
DL	Zach Frank	Saint John's	Sr. Lino Lakes, Minn. Centennial	2023
DL	Landon Gallagher	Saint John's	Sr. Murrieta, Calif. Vista Murrieta	--
DL	Max Olson	Gustavus Adolphus	Jr. Trimont, Minn. Martin County West	--
LB	Taylor Glynn	Bethel	Sr. Grand Meadow, Minn.	2023
LB	Aiden McMahon	Saint John's	Jr. Maple Grove, Minn.	--
LB	Jaiden Musse	Concordia	Sr. Naples, Fla. Lely	2023 (HM)
DB	Westin Hoyt	Saint John's	So. Forest Lake, Minn.	--
DB	Blake Simonson	Saint John's	Sr. Waconia, Minn.	--
DB	Devin Williams	Bethel	Sr. Fridley, Minn.	2022 2023

SPECIAL TEAMS

NONE

MIAC LEADERS

The Johnnies led the MIAC in total offense (523.1 ypg.) - for the sixth-consecutive season - and passing offense (384.8 ypg.) for the second-straight year in conference play in 2024. The 384.8 passing yards per game were a new program record, surpassing last year's 375.6 yards per MIAC game. SJU's defense tied with Bethel for the conference lead in scoring offense (14.6 ppg.) and finished second the other three main statistics in conference play: total defense (259.6 ypg.), rushing defense (55.1 ypg.) and passing defense (204.5 ypg.).

MIAC STAT LEADERS

PASSING

		GP	YDS	TD	AVG/G
Jack Curtis	Carleton	4	1,454	14	363.5
Cooper Drews	Bethel	4	969	10	242.3
Donald West	St. Scholastica	4	946	6	236.5

RUSHING

		GP	ATT	YDS	TD	AVG/G
William Jevon	St. Scholastica	4	89	581	7	145.3
Taye Manns	Bethel	4	71	469	6	117.3
David Geebli	Bethel	4	56	294	4	73.5

RECEIVING

		GP	REC	YDS	TD	AVG/G
Tyler Dimond	Carleton	4	30	559	5	139.8
Joey Gendreau	Saint John's	4	31	462	3	115.5
Albert Rundell	Bethel	4	35	450	4	112.5

ALL PURPOSE

		GP	RUSH	RCV	RET	YDS
Jevon Williams	St. Scholastica	4	581	123	84	788
Tyler Dimond	Carleton	4	6	559	122	687
Taye Manns	Bethel	4	469	0	19	479

TACKLES

		GP	SOLO	AST	TOT	AVG/G
Austin Mundt	St. Scholastica	4	25	14	39	9.8
Bode Hogan	Gustavus Adolphus	4	21	17	38	9.5
Owen Detmer	Carleton	4	18	19	37	9.3

SACKS

		GP	SOLO	AST	YDS	AVG/G
Zach Frank	Saint John's	4	5	1	29	1.38
Phil Conant	Bethel	4	3	2	27	1.00
Grady Minnerath	Saint John's	4	2	1	21	0.63

PASS DEFENSE

		GP	BRUP	INT	YDS	TOT
Colton Loeschke	Gustavus Adolphus	4	2	2	53	4
Nick Coyer	Bethel	4	2	2	19	4
Devin Williams	Bethel	4	2	2	0	4

KICK RETURNS

		GP	NO	YDS	LONG	AVG/RET
Andrew Burgess	St. Scholastica	4	10	230	48	23.0
Alec Mahoney	St. Olaf	4	9	206	42	22.9
Eric Cockhill	Concordia	4	9	184	30	20.4

PUNT RETURNS

		GP	NO	YDS	LONG	AVG/RET
Devin Williams	Bethel	4	5	83	34	16.6
Eric Cockhill	Concordia	4	7	44	14	6.3
Tory Pinkney Jr.	St. Olaf	4	8	34	15	4.3

PUNTING

		GP	NO	YDS	LONG	AVG/P
Mitchell Druley	Concordia	4	23	901	67	39.2
Owen Forsythe	Gustavus Adolphus	4	23	886	50	38.5
Nathan Wangenstein	Augsburg	4	24	835	63	34.8

FIELD GOALS

		GP	MADE	ATT	PCT	LONG
Zach Bengston	Bethel	4	6	6	1.000	31
Ethan Hess	St. Olaf	4	6	8	.750	42
Jacob Andrews	St. Scholastica	4	4	5	.800	42

SERIES HISTORY

Saturday's game is the 76th meeting between SJU and Macalester on the gridiron, but the first since 2001. The Johnnies own a 54-17-4 record against the Scots, including a 26-7-3 mark in Collegeville, and have won each of the last 33 meetings overall. Macalester's last win in the series was a 36-30 victory on Oct. 12, 1968, in Collegeville.

SERIES NOTES

Series Record: SJU leads, 54-17-4 (Current Streak: SJU, 15)

at Saint John's: SJU leads, 27-3-7 (Current Streak: SJU, 6)

at Macalester: SJU leads, 24-10-1 (Current Streak: SJU, 16)

Neutral: SJU leads, 3-0 (Current Streak: SJU, 3)

Last Saint John's Win: Oct. 6, 2001 (56-7)

Last Macalester Win: Oct. 12, 1968 (30-36)

Largest Margin of a Saint John's Victory: 70 (1977)

Largest Margin of a Macalester Victory: 27 (1930, 1957)

SERIES' TOP PERFORMANCES

**by yardage*

Rushing: SJU, Chris Moore, 27-278-2TD (Sept. 18, 1999)

MAC, Ron Groce 18-149-2TD (Oct. 18, 1975)

Passing: SJU, Kurt Ramler, 28-38-343-4TD-OINT (Nov. 11, 1995)

MAC, Tom Lindell 21-48-301-1TD-3INT (Nov. 2, 1985)

Receiving: SJU, Chris Palmer, 14-216-2TD (Nov. 11, 1995)

MAC, Andrew Cook 7-161-1TD (Oct. 20, 1990)

THE LAST MEETING

Saint John's 56 at Macalester 7 (Oct. 6, 2001)

The Johnnies scored five touchdowns in their first 17 plays from scrimmage and went on to defeat Macalester 56-7 before a crowd of 2,200 on a chilly October afternoon in St. Paul.

The Johnnies scored on their first five possessions. **Scott Schmitz** '03 started things out with a 32-yard touchdown run on the game's opening drive, then quarterback **Ryan Keating** '03 followed with three first-quarter touchdown passes.

Keating hit running back **Jeff Radel** '02 for a 63-yard scoring strike and **Blake Elliott** '03 for touchdowns of 33 and 34 yards. Elliott added one more pass for 72 total yards, while Keating finished the day 3 of 6 for 130 yards before classmate **Ross Denne** '03 came on in the second quarter. Denne was 3 of 6 for 87 yards and two touchdowns.

The Johnnies rushed for a season-best 325 yards as a team. **Josh Nelson** '04 led the way with 11 carries for 141 yards, including a 41-yard touchdown run in the third quarter.

SJU got a pair of big plays from free safety **Brad Beyer** '02 in the first half. He blocked a Macalester punt to give his team possession of the ball at the Scots' 33 and set up Elliott's first touchdown. Then, he intercepted a pass and returned it 31 yards to midfield. Six plays later, Elliott scored again.

SCOUTING THE SCOTS

Macalester finished at the bottom of the MIAC last season with its worst season since 1993 at 0-10 overall (0-8 MIAC, 0-4 Skyline Division). Last week, MAC earned its first win over a conference opponent since 2022, shutting out Hamline 29-0. The Scots (2-2 overall, 1-2 MIAC) opened the season with a 20-15 win over Grinnell (Iowa). They lost the "Book of Knowledge" in a 51-7 setback at Carleton and played St. Scholastica to a 37-34 loss in double overtime.

The Scots have been out-scored by opponents by an average of 3.25 this season. Their 1,427 yards this season have been split almost exactly in half between rushing (727) and passing (700). The Scots have allowed 1,030 yards through the air (257.5/game) and 421 on the ground (84.2/game).

Sophomore quarterback Jack Scully took over the starting job in 2025 after playing in five games in his rookie season. He's accounted for 700 yards with 64 completions on 123 attempts. Five of his passes have been intercepted, while eight have been hauled in for a touchdown. Scully has scrambled for 67 yards with a long of 18 and also served as the team's punter at Carleton with eight punts for 271 yards, a game where he was held to just 77 yards through the air.

Freshman Kelly Storms and sophomore Paxton Boyd have been his top two receiving targets, each accounting for over 200 yards and seven of the team's eight receiving TDs. Freshman Brennan Litchford has rushed for 227 yards on 39 carries with three scores, while senior Vasco Sierra and freshman David Frechette have each reached the 100-yard mark on the ground.

All-Time Series vs. Macalester

Year	Result	Date	Location
1909	SJU, 3-0	Oct. 16	Collegeville
1921	MAC, 14-0	Nov. 14	St. Paul
1922	MAC, 6-0	Oct. 7	Collegeville
1923	MAC, 25-8	Oct. 6	St. Paul
1924	Tie, 6-6	Oct. 4	Collegeville
1925	MAC, 18-7	Nov. 14	Collegeville
1926	MAC, 19-6	Nov. 13	Collegeville
1927	MAC, 32-0	Oct. 8	St. Paul
1928	SJU, 12-6	Oct. 6	Collegeville
1929	MAC, 13-6	Oct. 12	St. Paul
1930	MAC, 33-6	Nov. 8	St. Paul
1931	MAC, 14-13	Nov. 7	Collegeville
1932	SJU, 19-0	Oct. 1	St. Paul
1934	SJU, 12-0	Oct. 27	Collegeville
1935	SJU, 19-0	Oct. 26	St. Thomas
1937	SJU, 19-0	Oct. 16	Collegeville
1939	MAC, 20-13	Oct. 28	St. Paul
1940	Tie, 7-7	Oct. 5	Collegeville
1941	MAC, 19-18	Oct. 4	St. Paul
1942	SJU, 20-0	Oct. 10	Collegeville
1944	SJU, 13-12	Oct. 21	Collegeville
1944	Tie, 6-6	Oct. 28	St. Paul
1945	SJU, 34-13	Oct. 13	St. Paul
1946	SJU, 27-0	Oct. 19	Collegeville
1949	SJU, 32-13	Sept. 23	St. Paul
1950	SJU, 20-6	Sept. 30	Collegeville
1951	SJU, 20-0	Sept. 28	St. Paul
1954	SJU, 41-0	Oct. 2	Collegeville
1955	SJU, 14-9	Sept. 23	St. Paul
1956	MAC, 14-0	Oct. 27	Collegeville
1957	MAC, 40-13	Nov. 2	St. Paul
1958	SJU, 41-14	Sept. 20	Collegeville
1959	SJU, 22-6	Sept. 26	St. Paul
1960	MAC, 15-14	Oct. 1	Collegeville
1961	MAC, 15-14	Oct. 14	St. Paul
1962	SJU, 43-9	Oct. 20	Collegeville
1963	SJU, 40-6	Oct. 26	St. Paul
1964	SJU, 24-0	Nov. 7	Collegeville
1965	SJU, 48-0	Sept. 25	St. Paul
1966	SJU, 39-0	Oct. 1	Collegeville
1967	MAC, 6-0	Oct. 7	St. Paul
1968	MAC, 36-30	Oct. 12	Collegeville
1969	SJU, 40-12	Oct. 18	St. Paul
1970	SJU, 31-6	Oct. 31	Collegeville
1971	SJU, 6-0	Nov. 6	St. Paul
1972	SJU, 43-0	Sept. 23	Collegeville
1973	SJU, 40-12	Sept. 29	St. Paul
1974	SJU, 27-22	Oct. 19	St. Paul
1975	SJU, 38-25	Oct. 18	Collegeville
1976	SJU, 70-13	Oct. 23	St. Paul
1977	SJU, 70-0	Oct. 22	Collegeville
1978	SJU, 44-0	Oct. 28	St. Paul
1979	SJU, 42-0	Oct. 27	Collegeville
1980	SJU, 51-7	Nov. 1	St. Paul
1981	SJU, 31-6	Oct. 31	Collegeville
1982	SJU, 70-8	Oct. 30	St. Paul
1983	SJU, 22-17	Oct. 29	Collegeville
1984	SJU, 17-10	Nov. 3	St. Paul
1985	SJU, 30-20	Nov. 2	Collegeville
1986	Tie, 21-21	Nov. 1	Collegeville
1987	SJU, 16-0	Oct. 31	St. Paul
1988	SJU, 26-11	Oct. 22	St. Paul
1989	SJU, 49-0	Oct. 21	Collegeville
1990	SJU, 69-9	Oct. 20	Collegeville
1991	SJU, 56-0	Oct. 19	St. Paul
1992	SJU, 41-0	Oct. 31	Collegeville
1993	SJU, 74-6	Oct. 30	St. Paul
1994	SJU, 70-6	Nov. 10	Metrodome
1995	SJU, 45-18	Nov. 11	Metrodome
1996	SJU, 30-0	Oct. 26	St. Paul
1997	SJU, 47-7	Oct. 25	Collegeville
1998	SJU, 55-0	Sept. 19	St. Paul
1999	SJU, 42-7	Sept. 18	Collegeville
2000	SJU, 48-6	Oct. 7	Collegeville
2001	SJU, 56-7	Oct. 6	St. Paul



LAST MEETING: SAINT JOHN'S 56, MACALESTER 7



Saturday, Oct. 6, 2001

St. Paul, Minn. | Macalester Stadium | Attendance: 2,300

	1st	2nd	3rd	4th	Final
Saint John's (3-2, 3-1 MIAC)	28	14	14	0	56
Macalester (1-4, 1-3 MIAC)	0	0	7	0	7

SCORING SUMMARY

QTR	TIME	TEAM		DRIVE	SJU	MAC
1st	12:31	SJU	Scott Schmitz 32 yd run (Brandon Keller kick)	6 plays, 80 yards, TOP 2:29	7	0
1st	09:37	SJU	Jeff Radel 63 yd pass from Ryan Keating (Brandon Keller kick)	3 plays, 67 yards, TOP 0:50	14	0
1st	06:04	SJU	Blake Elliott 33 yd pass from Ryan Keating (Brandon Keller kick)	1 plays, 33 yards, TOP 0:46	21	0
1st	00:17	SJU	Blake Elliott 34 yd pass from Ryan Keating (Brandon Keller kick)	6 plays, 50 yards, TOP 2:45	28	0
2nd	10:25	SJU	Jeff Radel 73 yd pass from Ross Denne (Brandon Keller kick)	1 plays, 73 yards, TOP 0:16	35	0
2nd	00:34	SJU	Jed Riegelman 11 yd pass from Ross Denne (Brandon Keller kick)	8 plays, 47 yards, TOP 2:32	42	0
3rd	12:17	SJU	Kent Crowley 14 yd run (Brandon Keller kick)	1 plays, 14 yards, TOP 0:13	49	0
3rd	05:18	SJU	Josh Nelson 41 yd run (Brandon Keller kick)	5 plays, 63 yards, TOP 2:04	56	0
3rd	00:50	MAC	Matt Diediker 5 yd pass from Adam Heathcote (Russell Cook kick)	9 plays, 75 yards, TOP 4:28	56	7

TEAM STATISTICS

	SJU	MAC
FIRST DOWNS	19	16
RUSHES-YDS	43-325	33-72
PASSING YDS (NET)	219	182
Passes Comp-Att-Int	6-13-0	19-35-1
TOTAL OFFENSE PLAYS-YDS	56-544	68-254
Fumble Returns-Yards	1-0	0-0
Punt Returns-Yards	1-9	0-0
Kickoff Returns-Yards	1-9	9-115
Interception Returns-Yards	1-31	0-0
Punts (Number-Avg)	1-47.0	6-27.5
Fumbles-Lost	0-0	1-1
Penalties-Yards	2-15	5-46
Possession Time	29:40	30:20
Third-Down Conversions	4-10	7-17
Fourth-Down Conversions	1-5	1-3
Sacks By: Number-Yards	3-18	2-7

PASSING STATS

	CMP-ATT-INT	YDS	TD	LONG	SACK
Ryan Keating	3-6-0	130	3	63	1
Ross Denne	3-6-0	79	2	73	0
RJ Welsh	0-1-0	0	0	0	0
TOTALS	6-13-0	219	5	73	1

RUSHING STATS

	NO.	NET	TD	AVG.
Josh Nelson	11	141	1	12.8
Kent Crowley	11	65	1	5.9
Matt Kukar	4	51	0	12.7
Scott Schmitz	3	35	1	11.6
Ryan Keating	5	24	0	4.8
Ross Denne	2	5	0	2.5
RJ Welsh	6	4	0	0.6
TOTALS	43	325	3	7.5

RECEIVING STATS

	NO.	YDS	TD	LONG
Jeff Radel	2	136	2	73
Blake Elliott	3	72	2	34
Jed Riegelman	1	11	1	11
TOTALS	6	219	5	73

DEFENSE STATS

	SOLO	AST	TOT	SACK	INT
Cameron McCambr	7	3	10	---	---
Brad Beyer	4	2	6	---	1/31
Ryan Danielson	3	3	6	---	---
Pat Gilbert	3	2	5	1.0	---
Ross Spanier	2	3	5	---	---
Pat Reichert	1	4	5	---	---
Jeremy Hood	1	4	5	1.5	---
Nate Feneis	3	1	4	---	---
Cole Deibele	2	1	3	---	---
Josh Nelson	2	1	3	---	---
Travis Dove	2	0	2	---	---
Paul Schreiner	1	1	2	---	---
Nathan Brever	1	1	2	0.5	---
Matt Darling	1	1	2	---	---
Jonathan Lockhart	1	1	2	---	---
Ryan Bielat	0	2	2	---	---
Kyle Imholte	0	2	2	---	---
Jason Pflipsen	1	0	1	---	---
Josh Noble	1	0	1	---	---
Lee Clintsman	1	0	1	---	---
Mark Koch	0	1	1	---	---
Paul Gans	0	1	1	---	---
Ryan Weinandt	0	1	1	---	---
James Shafer	0	1	1	---	---
Justin Bundy	0	1	1	---	---
Jamie Jones	0	1	1	---	---

Defensively, six different Scots have more than 10 tackles. Junior linebacker Jason Weaver leads the squad with 19 tackles (17 solo). He also has a pair of pass break-ups and a quarterback hurry. Junior defensive back Boaz Lieberman has 15 tackles (10 solo), an interception and a forced fumble. Freshman linebacker Asher Niemi has a team-leading 1.5 sacks for five yards and also leads MAC with 3.5 TFLs.

Phil Nicolaides is in his fourth season leading Macalester in 2025. He was named the head coach in spring of 2022 after serving as the defensive coordinator at Randolph-Macon (Va.). He led the Yellow Jackets to three Old Dominion Athletic Conference (ODAC) championships and a 48-11 record in his six seasons. His other stops include Franklin & Marshall (Pa.) and Pine Creek High School in Colorado Springs. He graduated from Carnegie Mellon (Pa.) in 2013 and was a linebacker and safety for the Tartans from 2009-12.

THE LAST GAME

at Bethel 17, Saint John's 10 (Oct. 4)

The Johnnies were stopped on fourth down twice deep in Royals' territory, including at the 1-yard line with the scored tied at 10 early in the third quarter, in last Saturday's 17-10 loss at Bethel. SJU also missed a 31-yard field goal that would have given the Johnnies the lead with 8:33 remaining in the fourth.

Both teams moved the football on an afternoon when the temperature reached the mid-80s (and warmer on the turf at Royal Stadium). Bethel finished with 354 yards of total offense and SJU piled up 320. Where the Royals held the advantage was in the running game, recording 180 yards on the ground while limiting the Johnnies to 82. Freshman Taye Manns had the bulk of that Bethel total, carrying the ball 20 times for 127 yards, including a 23-yard scamper up the middle for a touchdown with 6:20 to play that put the Royals on top for good.

After an interception on the opening drive of the game, Bethel got on the board first when Zach Bengtson kicked a 24-yard field goal with 5:58 remaining in the first quarter. It marked the first points the Johnnies had allowed all season. But SJU rebounded to jump on top 7-3 when senior running back Caden Wheeler (Andover, Minn.) scored on a fourth-down touchdown run from the Royals' 1 with 6:47 remaining before halftime. Bethel, though, answered right back when junior Cooper Drews - who began his collegiate career at SJU - connected with classmate Tyler Terry on a 26-yard touchdown pass on the Royals' next possession.

The Johnnies did tie the score 10-10 when junior Matt Hansen (Longmont, Colo./Niwot) connected on a 28-yard field goal as time expired in the first half. And that's where the score remained for much of the second half. SJU had the ball first-and-goal at the Bethel 3 on its first drive of the third quarter, but on 4th-and-goal at the 1, Wheeler was stopped for a 1-yard loss.

SJU reached the Bethel 14 on its next possession, but a field goal attempt by Hansen was wide left. The Royals then got the ball back and marched 80 yards in six plays to score on Manns' touchdown run. The Johnnies punted the ball away with 4:21 remaining, pinning Bethel at its own 3. But the Royals were able to drive all the way to the SJU 30 where they faced a 4th-and-7 with 1:54 to play. Drews' pass fell incomplete, but SJU was whistled for pass interference. That gave Bethel a first down at the 15 and the Royals were able to run out the clock.

Once again, the Johnnies rotated at quarterback between junior Trey Feeney (Moorhead, Minn.) and senior Zander Dittbenner (Mankato, Minn./West). Feeney finished 19 of 23 passing for 181 yards with one interception. Dittbenner was 7 of 13 passing for 57 yards. He also carried the ball five times for 17 yards. Senior wide receiver Dylan Wheeler led the way offensively with eight catches for 113 yards. Junior linebacker Aiden McMahon had a monster game, finishing with a team-best 17 tackles (11 solo).

at Macalester 29, Hamline 0 (Oct. 4)

Macalester dominated on both sides of the ball to earn a 29-0 home win over Hamline last Saturday night in the annual battle for the Paint Bucket, which returns to Mac after HU had won the previous two meetings. The Scots gained 459 yards of total offense, including 347 yards rushing, while holding Hamline to 205 total yards and zero points. The ground attack featured a pair of 100-yard rushers in senior Vasco Sierra and freshman Brennan Litchford. The defense was buoyed by two interceptions from sophomore defensive back Jay Green.

On its first possession, Macalester drove 75 yards on 14 plays to set up a 22-yard field goal by freshman Andrew Wetherill for a 3-0 lead. After the defense forced a three-and-out, the Scots took over at midfield and found the end zone on this drive, capped by a 24-yard touchdown pass from sophomore quarterback Jack Scully to freshman receiver Kelly Storms for a 10-0 advantage. On Hamline's first play after the touchdown,

Green picked off Hamline quarterback Zayden Stevens, giving Macalester the ball at the 50-yard line. Again the Scots took advantage of the short field, with freshman running back David Frechette running seven times for 33 yards. Sophomore wide receiver Deijon Feliciano ran it in on 3rd-and-goal from the 4-yard line to put the Scots up, 16-0 early in the second quarter.

The Pipers put together their best scoring drive of the game, moving the ball deep into Scots territory. But the drive stalled at the Macalester 4-yard line and the Scots held on fourth down to regain possession. The offense proceeded to put together a 7-play, 96-yard drive that featured a 41-yard pass from Scully to Storms and a 29-yard touchdown run by Litchford that made the score 22-0. Again the defense stepped up, as Green notched his second interception of the day on Hamline's next drive.

The only touchdown of the second half came on Macalester's first possession. The Scots ran the ball nine times on the 12-play drive, with Litchford gaining 18 yards. The drive was punctuated by Storms' second touchdown of the game on a 9-yard pass from Scully for a commanding 29-0 lead. Macalester kept the ball on the ground after that with time-gulping drives that didn't result in points but limited Hamline's chances of a comeback.

Current Statistical Leaders

THE SCOTS' STAT LEADERS

Rushing	Gms.	Att.	Yds.	Avg.	TD	Long
Brennan Litchford	4	39	227	5.8	3	29
Vasco Sierra	4	49	186	3.8	0	13
David Frechette	4	40	164	4.1	1	13

Passing	Gms.	Att.	Comp.	Int.	TD	Yards
Jack Scully	4	123	64	5	8	700

Receiving	Gms.	Rec.	Yds.	Avg.	TD	Long
Kelly Storms	4	22	252	11.45	3	41
Paxton Boyd	4	16	234	14.63	4	42
Christian Jones	4	8	83	10.63	1	35

Defense	Solo	Asst.	Total	TFL	Sacks	Int.
Jason Weaver	17	2	19	2.0/5	---	---
Boaz Lieberman	10	5	15	---	---	1
Jacob Degnan	7	6	13	1.5/2	---	---
Dylan Jeppe	9	3	12	---	---	---
Jake Ray	7	4	11	3.0/18	1.0/11	---
Niko Zacharias	8	2	10	---	---	---

THE JOHNNIES' STAT LEADERS

Rushing	Gms.	Att.	Yds.	Avg.	TD	Long
Corey Bohmert	4	26	213	8.2	4	29
Caden Wheeler	4	34	212	6.2	5	26
Zander Dittbenner	4	16	92	5.8	4	21
Dylan Kirchner	3	13	74	5.7	0	14
Wyatt McCabe	3	6	48	8.0	0	25

Passing	Gms.	Att.	Comp.	Int.	TD	Yards
Trey Feeney	4	77	59	1	6	749
Zander Dittbenner	4	49	31	1	3	494
Lucas Jansky	3	8	6	0	1	74
Reece Dawson	1	1	1	0	1	20

Receiving	Gms.	Rec.	Yds.	Avg.	TD	Long
Joey Gendreau	4	31	462	14.9	3	43
Dylan Wheeler	4	24	317	13.2	5	32
Riley Schwellenbach	4	14	288	20.6	0	53
Carson Hegerle	3	8	62	7.8	0	17

Defense	Solo	Asst.	Total	TFL	Sacks	Int.
Aiden McMahon	21	13	34	1.0/1	---	---
Peyton Goettlicher	16	8	24	3.5/5	1.0/5	---
Landon Danner	12	10	22	3.0/8	1.5/5	---
Zach Frank	8	5	13	7.5/35	5.5/29	---
Will Peroutka	10	2	12	1.0/3	---	---
Grady Minnerath	4	7	11	4.0/7	2.5/21	---



THE FASCHING FILE



Born	Sept. 30, 1958
Hometown	Winsted, Minn.
High School	Holy Trinity, 1977
Wife	Cindy
Children	daughters, Laura and Megan sons, Jeff, Ryan and Scott
Degrees	Social Science; Saint John's, 1981 Sports Management; St. Cloud State, 2000

DURING FASCHING'S TENURE ON STAFF

All-Americans	82 (79 football, 3 track & field)
Academic All-Americans	29
All-MIAC First-Team Selections	225
MIAC Championships	16
	1996, 1998, 1999, 2001, 2002, 2003, 2005, 2006, 2008, 2009, 2014, 2018, 2019, 2021, 2022, 2024
Postseason Appearances	21
	1996, 1998, 1999, 2000, 2001, 2002, 2003, 2005, 2006, 2007, 2008, 2009, 2014, 2015, 2016, 2017, 2018, 2019, 2021, 2022, 2024

FOLLOWING THE LEGEND

A 1981 SJU graduate, Fasching became the 16th head coach in the 102-year history of Saint John's University football following the 2012 season. He succeeded John Gagliardi, who announced his retirement following 60 seasons at SJU, after serving 17 seasons as an assistant football coach and recruiting coordinator at SJU. Fasching was a three-year starter for Gagliardi and the Johnnies at linebacker during the 1978 and 1980-81 seasons. A knee injury held him out of the 1979 season.

AS AN ASSISTANT

The Johnnies posted a 164-39 record (120-22 MIAC) with 10 conference titles and 12 postseason appearances (22-11 playoff record), including the 2003 national championship, 2000 national runner-up performance and four national semifinal games during his tenure as an assistant coach. He also coached SJU's throwers as an assistant track and field coach from 1996-2011.

AT ST. CLOUD CATHEDRAL

Prior to joining the Johnnies' coaching staff, Fasching served as the head football coach at St. Cloud Cathedral High School from 1986-95, where he led the Crusaders to the State Class B title in 1992 and 1993.

HALL OF FAMER & COACH OF THE YEAR

Fasching was inducted into the Minnesota Football Coaches Association Hall of Fame in April 2022 and St. Cloud Cathedral's Athletic Hall of Fame in February 2022. He is a seven-time MIAC Coach of the Year: 2014, 2017, 2018, 2019, 2021, 2022 and 2024.

FASCHING'S COACHING RECORD

Year	School	Position	Record	Notes
1982	St. Cloud Cathedral	Defensive Coordinator	6-3	
1983	St. Cloud Cathedral	Defensive Coordinator	3-6	
1984	St. Cloud Cathedral	Defensive Coordinator	5-4	
1985	St. Cloud Cathedral	Defensive Coordinator	6-4	
			20-17 (.541)	
1986	St. Cloud Cathedral	Head Coach	4-5	
1987	St. Cloud Cathedral	Head Coach	2-6	
1988	St. Cloud Cathedral	Head Coach	7-3	
1989	St. Cloud Cathedral	Head Coach	6-5	
1990	St. Cloud Cathedral	Head Coach	2-7	
1991	St. Cloud Cathedral	Head Coach	1-7	
1992	St. Cloud Cathedral	Head Coach	10-4	Class B State Champions
1993	St. Cloud Cathedral	Head Coach	14-0	Class B State Champions
1994	St. Cloud Cathedral	Head Coach	4-5	
1995	St. Cloud Cathedral	Head Coach	7-4	
			57-46 (.553)	
1996	Saint John's	Defensive Assistant	11-1	MIAC Champions, NCAA
1997	Saint John's	Defensive Assistant	6-4	
1998	Saint John's	Defensive Assistant	11-1	MIAC Champions, NCAA
1999	Saint John's	Defensive Assistant	11-2	MIAC Champions, NCAA
2000	Saint John's	Defensive Assistant	13-2	National Runner-Up
2001	Saint John's	Defensive Assistant	11-3	MIAC Champions, NCAA
2002	Saint John's	Defensive Assistant	12-2	MIAC Champions, NCAA
2003	Saint John's	Defensive Assistant	14-0	National Champions
2004	Saint John's	Defensive Assistant	7-3	
2005	Saint John's	Defensive Assistant	11-1	MIAC Champions, NCAA
2006	Saint John's	Defensive Assistant	11-2	MIAC Champions, NCAA
2007	Saint John's	Defensive Assistant	10-2	NCAA
2008	Saint John's	Defensive Assistant	8-3	MIAC Champions, NCAA
2009	Saint John's	Defensive Assistant	10-1	MIAC Champions, NCAA
2010	Saint John's	Defensive Assistant	7-3	
2011	Saint John's	Defensive Assistant	6-4	
2012	Saint John's	Defensive Assistant	5-5	
			164-39 (.808)	
2013	Saint John's	Head Coach	7-3	
2014*	Saint John's	Head Coach	10-2	MIAC Champions, NCAA
2015	Saint John's	Head Coach	10-2	NCAA
2016	Saint John's	Head Coach	10-2	NCAA
2017*	Saint John's	Head Coach	9-2	NCAA
2018*	Saint John's	Head Coach	12-1	MIAC Champions, NCAA
2019*	Saint John's	Head Coach	12-2	MIAC Champions, NCAA
2021*	Saint John's	Head Coach	11-1	MIAC Champions, NCAA
2022*	Saint John's	Head Coach	10-2	MIAC Champions, NCAA
2023	Saint John's	Head Coach	8-2	
2024*	Saint John's	Head Coach	11-1	MIAC Champions, NCAA
2025	Saint John's	Head Coach	3-1	
			113-21 (.843)	

*MIAC Coach of the Year

SJU'S RECORD UNDER HEAD COACH GARY FASCHING

Category	2013	2014	2015	2016	2017	2018	2019	2021	2022	2023	2024	2025	TOTAL
Record	7-3	10-2	10-2	10-2	9-2	12-1	12-2	11-1	10-2	8-2	11-1	3-1	113-21
MIAC	5-3	7-1	7-1	7-1	7-1	8-0	7-1	8-0	7-1	7-1	8-0	2-1	80-11
Non-Conference (Regular Season)	2-0	2-0	2-0	2-0	2-0	2-0	2-0	2-0	2-0	1-1	2-0	1-0	22-1
Postseason	---	1-1	1-1	1-1	0-1	2-1	3-1	1-1	1-1	---	1-1	---	11-9
Home	3-2	5-1	6-1	5-1	6-0	8-0	5-1	7-1	7-1	5-0	7-1	2-0	66-9
Away	4-1	5-1	4-1	5-1	3-1	3-1	6-1	4-0	3-1	3-2	4-0	1-1	45-11
Neutral	---	---	---	---	0-1	1-0	1-0	---	---	---	---	---	2-1
Ranked (AFCA/D3football.com)	2-2	7-1	10-2	10-2	9-2	12-1	12-2	11-1	10-2	8-2	11-1	3-1	105-19
vs. Ranked (AFCA/D3football.com)	1-1	2-1	2-2	1-2	1-2	2-1	4-1	4-1	3-2	2-1	4-1	0-1	26-16
Ranked vs. Ranked (AFCA/D3football.com)	---	1-1	1-2	1-2	1-2	2-1	4-1	4-1	3-2	2-1	4-1	0-1	23-15
Score First	5-1	8-0	8-0	8-0	9-1	11-0	8-2	9-1	7-1	5-1	8-1	3-1	89-9
Opponent Score First	2-2	2-2	2-2	2-2	0-1	1-1	4-0	2-0	3-1	3-1	3-0	---	24-12
Leading at Half	5-1	8-0	10-0	9-0	8-0	12-0	9-0	9-0	10-1	7-0	10-0	3-0	100-2
Trailing at Half	1-2	1-1	0-1	1-2	0-2	0-1	3-2	2-1	0-1	1-1	---	---	9-14
Tied at Half	1-0	1-1	0-1	---	1-0	---	---	---	---	0-1	1-1	0-1	4-5
Leading after Third Quarter	5-1	10-0	10-0	9-0	9-0	12-0	11-0	10-0	10-1	7-0	10-0	3-0	106-2
Trailing after Third Quarter	1-2	0-1	0-2	1-2	0-2	0-1	1-1	1-1	0-1	1-2	1-1	---	6-16
Tied after Third Quarter	1-0	0-1	---	---	---	---	0-1	---	---	---	---	0-1	1-3
Overtime	0-1	---	---	---	---	---	0-1	---	---	1-0	---	---	1-2
September	3-1	3-1	3-1	3-1	4-1	4-0	3-0	3-0	2-1	3-1	3-0	3-0	37-7
October	3-0	3-0	4-0	4-0	3-0	4-0	4-0	5-0	5-0	3-1	4-0	0-1	42-2
November	1-2	4-1	3-1	3-1	2-1	4-0	4-1	3-1	3-1	2-0	4-0	---	33-9
December	---	---	---	---	---	0-1	1-1	---	---	---	0-1	---	1-3
Scoring less than 20 points	2-2	0-2	0-2	0-1	1-2	0-1	2-1	---	---	---	---	0-1	6-12
Scoring 20+ points	5-1	10-0	10-0	10-1	8-0	12-0	10-1	11-1	10-2	8-2	11-1	3-0	108-9
Scoring 30+ points	2-0	5-0	8-0	9-0	7-0	11-0	10-1	10-0	8-0	6-1	10-1	3-0	89-3
Scoring 40+ points	---	2-0	8-0	8-0	6-0	10-0	7-0	6-0	6-0	5-0	8-0	3-0	68-0
Allowing less than 20 points	6-0	9-0	8-0	8-0	9-1	9-0	7-1	8-0	8-0	4-0	7-0	3-1	86-3
Allowing 20+ points	1-3	1-2	2-2	2-2	0-1	3-1	5-1	3-1	2-2	4-2	4-1	---	27-18
Allowing 30+ points	---	---	0-2	1-2	---	---	2-1	1-1	1-0	1-2	2-1	---	8-9
Rushing for less than 100 yards	1-1	0-1	0-2	1-1	1-1	1-1	4-1	0-1	4-1	4-2	3-1	0-1	19-14
Rushing for 100+ yards	6-2	10-1	10-0	9-1	8-1	11-0	8-1	11-0	6-1	4-0	8-0	3-0	94-7
Rushing for 200+ yards	2-0	7-0	8-0	7-0	6-0	5-0	3-1	6-0	2-0	2-0	2-0	1-0	51-1
Rushing for 300+ yards	---	3-0	---	2-0	3-0	2-0	---	1-0	---	---	---	---	11-0
Passing for less than 200 yards	5-2	9-2	6-0	2-1	4-2	---	---	2-0	---	---	---	---	28-7
Passing for 200+ yards	2-1	1-0	4-2	8-1	5-0	12-1	12-2	9-1	10-2	8-2	11-1	3-1	85-14
Passing for 300+ yards	---	---	---	1-0	1-0	3-1	9-2	3-0	5-1	6-0	10-1	2-0	40-5
Passing for 400+ yards	---	---	---	---	---	1-1	6-0	1-0	---	3-0	4-1	1-0	16-2
Totalling less than 200 yards	---	---	---	---	0-1	---	---	---	---	---	---	---	0-1
Totalling 200+ yards	7-3	10-2	10-2	10-2	9-1	12-1	12-2	11-1	10-2	8-2	11-1	3-1	113-20
Totalling 300+ yards	6-2	9-1	9-0	9-1	8-0	12-1	12-2	10-1	9-2	8-1	11-1	3-1	106-13
Totalling 400+ yards	1-0	3-0	7-0	8-0	6-0	10-1	10-1	9-0	4-1	6-0	11-1	3-0	79-4
Allowing less than 100 yards	---	---	---	3-0	3-0	1-0	---	---	---	---	---	---	7-0
Allowing less than 200 yards	---	2-0	1-0	7-0	5-0	3-0	4-0	4-0	---	2-0	5-0	3-0	36-0
Allowing less than 300 yards	3-1	6-0	5-0	7-0	9-0	7-0	6-1	9-1	7-0	6-0	6-0	3-0	74-3
Allowing 300+ yards	4-2	4-2	5-2	3-2	0-2	5-1	6-1	2-0	3-2	2-2	5-1	0-1	39-18
Having a 100-yard Rusher	2-0	10-0	8-0	1-1	3-1	2-0	1-1	5-0	0-1	---	2-0	---	34-4
Having 2 100-yard Rushers	---	1-0	---	---	---	1-0	---	---	---	---	---	---	2-0
Having a 100-yard Receiver	3-0	---	3-1	4-0	2-0	4-1	10-2	4-0	6-1	5-1	9-1	3-1	53-8
Having a 200-yard Receiver	---	---	---	---	---	1-0	1-0	---	---	1-0	---	---	3-0
Opponent 100-yard Rusher	4-0	1-1	1-2	1-2	0-1	2-0	2-0	1-0	1-0	0-1	1-1	0-1	14-9
Opponent 100-yard Receiver	2-1	3-0	4-0	2-0	1-0	3-0	3-0	3-1	3-1	1-1	4-1	---	29-5
No Turnovers	1-0	5-0	4-0	3-0	3-1	6-0	3-0	2-0	2-0	2-0	3-0	1-0	35-1
Less than 3 Turnovers	3-3	9-2	10-0	9-1	9-2	10-0	11-1	10-0	8-1	8-2	10-1	1-1	98-14
3+ Turnovers	4-0	1-0	0-2	1-1	---	2-1	1-1	1-1	2-1	---	1-0	1-0	14-7
No Takeaways	2-0	1-1	1-1	---	1-0	1-1	3-0	1-1	1-0	1-1	3-0	0-1	15-6
Less than 3 Takeaways	3-2	4-2	6-2	6-2	5-2	7-1	7-2	8-1	7-2	6-1	7-1	2-1	68-19
3+ Takeaways	4-1	6-0	4-0	4-0	4-0	5-0	5-0	3-0	3-0	2-1	4-0	1-0	45-2
30:00+ Possession	4-2	7-1	4-0	10-1	7-0	5-0	4-1	8-1	5-1	6-0	8-0	2-1	70-8
Less than 30:00 Possession	3-1	3-1	6-2	0-1	2-2	7-1	8-1	3-0	5-1	2-2	3-1	1-0	43-13

WINS IN FIRST 11 SEASONS/134 GAMES

Gary Fasching is off to the best start, in regard to wins, by any head coach in program history. That history, of course, includes the likes of college football's all-time wins leader, **John Gagliardi**. Fasching is also ahead of Gagliardi's pace when it comes to their first 134 games coached at SJU.

Among SJU Football Coaches With Six Seasons Coached or More

Coach	First 11 Seasons	First 134 Games	Total at SJU
Gary Fasching	110-20 (.846)	113-21 (.843)	113-21 (.843)
John Gagliardi	67-23-2 (.739)	93-38-3 (.705)	465-132-10 (.774)
Joe Benda	42-26-8 (.605)	---	57-32-8 (.629)

SJU'S HEAD FOOTBALL COACHES

CHRONOLOGICAL

Name	Yrs. (Seasons)	Record (Pct.)
John O'Leary	1900-01 (2)	4-2-0 (.667)
Ignatius Vonderhaar	1902 (1)	0-1-0 (.000)
Peter Boquel	1903-04 (2)	3-2-0 (.600)
Harry Comeau	1905-06 (2)	3-0-0 (1.000)
Frank Cassidy	1907 (1)	1-3-0 (.250)
William Brennan	1908-09 (2)	4-6-0 (.400)
Edward Cahill	1920-21 (2)	1-6-0 (.143)
Fred Sanborn	1922-23 (2)	3-8-0 (.273)
Eugene Aldrich	1924 (1)	1-4-1 (.250)
Wilfred Houle	1925-29 (5)	7-22-3 (.266)
Joe Benda	1930-36, 1941-42, 1945-49 (14)	57-32-8 (.629)
George Durenberger	1937-40 (4)	20-10-1 (.661)
Henry Welsch	1944 (1)	1-0-1 (.750)
John McNally	1950-52 (3)	13-9-0 (.591)
John Gagliardi	1953-12 (60)	465-132-10 (.774)
Gary Fasching	2013-current (13)	113-21-0 (.843)

WINS - OVERALL

1. John Gagliardi	465
2. Gary Fasching	113
3. Joe Benda	57

PCT. - OVERALL (min. 15 games)

1. Gary Fasching	.843 (113-21)
2. John Gagliardi	.774 (465-132-10)
3. George Durenberger	.661 (20-10-1)

WINS - MIAC

1. John Gagliardi	362
2. Gary Fasching	80
3. Joe Benda	35

PCT. - MIAC (min. 10 games)

1. Gary Fasching	.879 (80-11)
2. John Gagliardi	.780 (362-99-9)
3. George Durenberger	.625 (12-7-1)

WINS - HOME

1. John Gagliardi	241
2. Gary Fasching	66
3. Joe Benda	30

PCT. - HOME (min. 15 games)

1. Gary Fasching	.880 (66-9)
2. John Gagliardi	.818 (241-52-4)
3. Joe Benda	.722 (30-10-5)



FASCHING VS. THE OPPONENTS

OPPONENT	OVERALL	HOME	AWAY	NEUTRAL
Augsburg	12-0	7-0	5-0	---
Aurora, Ill.	2-0	2-0	---	---
Bethel	12-3	7-1	5-2	---
Buena Vista, Iowa	2-0	1-0	1-0	---
Carleton	11-0	5-0	6-0	---
Carthage, Wis.	1-0	1-0	---	---
Chapman, Calif.	1-0	---	1-0	---
Concordia-Moorhead	9-3	3-3	6-0	---
Dubuque, Iowa	2-0	2-0	---	---
Gustavus Adolphus	9-2	5-0	3-2	1-0
Hamline	8-0	4-0	4-0	---
Lake Forest, Ill.	1-0	1-0	---	---
Linfield, Ore.	0-1	0-1	---	---
Macalester	---	---	---	---
Martin Luther	2-0	2-0	---	---
Mary Hardin-Baylor, Texas	0-1	---	0-1	---
Minnesota-Morris	1-0	1-0	---	---
North Central, Ill.	0-1	---	0-1	---
Northwestern	1-0	1-0	---	---
Presentation, S.D.	1-0	1-0	---	---
Rose-Hulman, Ind.	1-0	1-0	---	---
St. Olaf	11-0	5-0	6-0	---
St. Scholastica	7-0	5-0	2-0	---
St. Thomas	4-4	1-2	2-1	1-1
Susquehanna, Pa.	0-1	0-1	---	---
Thomas More, Ky.	1-0	1-0	---	---
Trinity, Texas	1-0	1-0	---	---
Wartburg, Iowa	1-2	1-1	0-1	---
Wheaton, Ill.	1-0	---	1-0	---
Whitworth, Wash.	1-0	1-0	---	---
UW-Eau Claire	2-0	1-0	1-0	---
UW-La Crosse	1-0	1-0	---	---
UW-Oshkosh	0-1	---	0-1	---
UW-Platteville	1-0	1-0	---	---
UW-River Falls	3-0	2-0	1-0	---
UW-Stout	2-0	1-0	1-0	---
UW-Whitewater	1-2	1-0	0-2	---

WINNINGEST ACTIVE COACHES

BY PERCENTAGE

This list includes all coaches with at least five seasons at four-year colleges regardless of division or association.

**entering the 2025 season*

Name	Yrs. (Seasons)	Record (Pct.)
1. Geoff Dartt, Mount Union (Ohio)	5	56-4-0 (.933)
2. Kalen DeBoer, Alabama	10	114-16-0 (.877)
3. Ryan Day, Ohio State	7	70-10-0 (.875)
4. Tony Annese, Ferris State (Mich.)	12	137-21-0 (.867)
5. Brett Dietz, DePauw (Ind.)	5	41-7-0 (.854)
6. Jeff Devaney, Trinity (Conn.)	18	128-23-0 (.848)
7. Kirby Smart, Georgia	9	105-19-0 (.847)
8. Gary Fasching, Saint John's (Minn.)	11	110-20-0 (.846)
9. Matt Entz, Fresno State (Calif.)	5	60-11-0 (.845)
10. Joseph Smith, Linfield (Ore.)	18	166-31-0 (.843)
11. Paul Simmons, Harding (Ark.)	7	77-15-0 (.837)
12. Don Beebe, Aurora (Ill.)	6	51-10-0 (.836)
13. Nate Milne, Muhlenberg (Pa.)	6	60-13-0 (.822)
14. Duke Greco, West Chester (Pa.)	10	95-21-0 (.819)
15. Mike Jacobs, Mercer (Ga.)	9	85-20-0 (.810)

ASSISTANT COACHES

BRANDON NOVAK



Defensive Coordinator/Defensive Backs

Saint John's '01, 26th season

Novak is in his 26th season as an assistant coach for the Johnnies in 2025. A 2001 graduate of SJU, Novak was named the MIAC Most Valuable Player as a linebacker in 1999 and a two-time, first-team All-America selection. He coached linebackers for 11 seasons but transitioned to the offensive side of the ball to coach running backs in 2012, only to return to the defensive side of the ball in 2013. Novak ended a 10-year tenure as the head wrestling coach at SJU following the 2013-14 season. On the mat, Novak won the national wrestling title at 197 pounds in March 2001 and was a three-time All-American. He was inducted into the Division III National Wrestling Coaches' Association (NWCA) Hall of Fame in March 2017. Novak and his wife, Heather, live in St. Joseph with their two sons, Sebastian and Maikol, and daughter, Luciana.



KOLE HECKENDORF

Offensive Coordinator/Receivers

North Dakota State '08, 13th season

Heckendorf is in his 13th season as an offensive assistant in 2025 and the eighth as the Johnnies' offensive coordinator. SJU averaged 42.8 points and 475.8 yards of offense per game (148.0 rushing and 327.8 passing) in his first six seasons (73 games) as offensive coordinator. In 2002, Heckendorf set a pair of Wisconsin records with 116 receptions for 1,714 yards as a junior at Mosinee High School and ended his career as the state's all-time leader in receiving yards (3,831) and touchdowns (36). Heckendorf accepted a scholarship to FCS North Dakota State and ended a four-year collegiate career (2005-08) as the all-time leader in catches (178) and receiving yards (2,732). He signed with the Green Bay Packers as an undrafted free agent in 2009 and later joined four other National Football League organizations: the Detroit Lions, Seattle Seahawks, San Diego Chargers and Indianapolis Colts. Kole and his wife, Kristen, son, Landon, and daughter, Hallie, reside in Sauk Rapids.



DAMIEN DUMONCEAUX



Recruiting Coordinator/Defensive Line

Saint John's '05, 20th season

Dumonceaux is in his 20th season on the defensive coaching staff in 2025 after serving as a three-year starter at nose tackle from 2003-05. A 2005 All-American, Dumonceaux received a pair of national awards, Football Gazette's Defensive Lineman of the Year and D3football.com's Defensive Player of the Year, and received the MIAC Mike Stam Award as the conference's top lineman. Dumonceaux and his wife, Patricia, have a son, Fischer, and live in St. Joseph.



ASSISTANT COACHES



JOSH BUNGUM

Quarterbacks

Saint John's '16, 10th season

Bungum is in his 10th season as an SJU assistant coach in 2025. A 2016 graduate of SJU, Bungum was named D3football.com All-American honorable mention in 2015 as a returner, where he was a two-time All-MIAC first-team selection.



MAX JACKSON

Defensive Assistant/ Diversity & Student Success

Saint John's '19, fifth season

Jackson is in his fifth season as a defensive assistant, as well as the program's diversity and student success officer, in 2025. A 2019 graduate and a two-sport star, Jackson was a two-time All-American safety and All-Region outfielder for SJU.



JAMES HERBERG

Defensive Backs/ Recruiting

Gustavus '09, first season

Herberg led Rocori High School to eight state tournament appearances - four as a defensive assistant (2009-17) and four more as head coach (2018-24), including Minnesota Class AAAA state championships in 2011 and 2019, and a state runner-up finish in 2023.



ISAIAH TRAUFFER

Tight Ends/Recruiting

Saint John's '24, first season

A 2024 graduate of Saint John's, Trauffer served as player personnel and a recruiting assistant at Division I (FBS) Wisconsin last fall before re-joining the Johnnies this season.



WILL BLAKEY

Running Backs

Saint John's '27, fifth season

A 2016 graduate of St. Paul Central High School, Blakey served six years of active duty in the U.S. Air Force. He transferred to SJU from Division I Portland State prior to the 2024 season and rushed for 446 yards and 10 touchdowns.



BEN ELI

Offensive Line

Saint John's '16, ninth season

The 2025 season is Eli's ninth as an assistant coach at SJU. A December 2016 graduate, Eli was an American Football Coaches' Association (AFCA) All-America first-team selection in 2016. He was also named to the D3football.com All-West Region second-team and was an All-MIAC first-team selection in 2016.



COLLIN FRANZ

Defensive Assistant/ Defensive Line

Saint John's '21, fourth season

Franz is in his fourth season as an assistant coach for SJU in 2025. Franz started all 12 games in 2021 and posted a career-high 7.5 tackles for loss, an interception, fumble recovery and batted down five passes.



MIKE MAGNUSON

Offensive Line

Saint John's '90, 11th season

Magnuson is in his sixth season as an assistant coach for SJU in 2021 and the fourth as the team's offensive line coach. A 1990 graduate of SJU, Magnuson was a three-year starter at offensive tackle and a member of two NCAA playoff teams (1987 and 1989) and the 1989 MIAC championship squad.



ALEXI JOHNSON

Kickers

Saint John's '17, eighth season

Johnson is in his eighth season as a volunteer assistant coach for the Johnnies in 2025. A 2017 graduate of SJU, Johnson was a four-year kicker for the Johnnies from 2013-16 and ended his career second in school history in both career field goals (27) and career PAT's (190).



ANDY AUGER

Volunteer Defensive Assistant

Saint John's '95, seventh season

Auger is in his seventh season as a volunteer assistant coach for SJU's defense in 2025. A 1995 graduate of SJU, Auger played both baseball and football for the Johnnies and was a member of four MIAC-champion teams across the two sports.



TOM WICKA

Volunteer Assistant/ Linebackers

Saint John's '90, fourth season

Wicka is in his fourth season as a volunteer assistant coach for the Johnnies in 2025, working with linebackers. A 1990 graduate of SJU, Wicka was a three-year starter at linebacker and a member of two NCAA playoff teams (1987 and 1989) and the 1989 MIAC championship squad.



JIM PLATTEN

Volunteer Equipment Manager

Saint John's '74, 26th season

For well over 25 years, Jim Platten '74 has volunteered in the equipment room, helping out with the football team and other programs. Along the way, Platten has been a friend, resource and mentor to multiple generations of Johnnie student-athletes.

SUPPORT STAFF

Dan O'Brien	Interim Director of Athletics	St. Thomas '87	First season
Ryan Klinkner	Athletic Communications	Saint John's '04	20th season
Jordan Modjeski	Athletic Communications	Saint Mary's '22	First season
Alex Baumann	Athletics Operations Coordinator	Minnesota-Morris '23	First season
Scott Bierscheid	Athletic Trainer	MSU-Mankato '92	29th season
Cody Tusler	Equipment Manager	North Dakota State '18	First season
Peyton Bigaouette	Facility & Game Day Operations	Saint John's '24	Second season
Justin Rost	Strength & Conditioning	Northwestern (Iowa) '11	12th season

He spent a week in March 2024 on an SJU Faith Service and Immersion trip to the Bahamas and volunteered at a local elementary school, building picnic tables for the students and playing bocce ball with a local Special Olympics group. Wheeler also cleaned up the grounds of a convent of Benedictine Sisters, doing yardwork and taking out garbage.

Wheeler is in his fourth year raising money for St. Jude Children's Research Hospital as a member of the SJU football team. The Johnnies raised \$63,700 last fall, the program's 10th year supporting the organization.

3 ACADEMIC ALL-AMERICANS

Quarterback **Aaron Syverson** '24 was named the 2024 College Sports Communicators (CSC) Academic All-America Team Member of the Year for Division III and two other Johnnies earned Academic All-America honors last season. Syverson was named to the CSC Academic All-America first team, while senior defensive lineman **Zach Frank** and senior wide receiver **Dylan Wheeler** earned second-team honors. SJU has now had 24 football Academic All-Americans over the last 21 seasons and 38 overall.

Nominees must be of a sophomore academic standing or better, with a 3.50 GPA or higher. Athletically, the student-athlete must appear in 90 percent of his team's games or start in 66 percent of them. The Academic All-District and All-America teams are voted upon and selected by registered members of CSC (formerly the College Sports Information Directors of America).

Syverson and the other three CSC Academic All-Americans of the Year – Travis Hunter (University of Colorado), Brayden Long (Slippery Rock University) and Jameson Chesser (Taylor University) – were featured at the annual Maxwell Awards Gala on March 14 at the College Football Hall of Fame in Atlanta (*right*).



8 ACADEMIC ALL-DISTRICT HONOREES

Eight Johnnies were named to the College Sports Communicators (formerly College Sports Information Directors of America, CoSIDA) Academic All-District IV men's football team in 2024: safety **Noah Arneson** '25; senior defensive lineman **Zach Frank**; offensive tackle **Tommy Hessburg** '25; kicker **Conor Murphy** '25; linebacker **Hayden Sanders** '25; quarterback **Aaron Syverson** '24; senior wide receiver **Dylan Wheeler**; and linebacker **Cooper Yaggie** '25. The academic distinction was the third-consecutive for Murphy and Syverson, and the second for Arneson, Frank and Hessburg.

2024 ALL-MIAC HONORS

Quarterback **Aaron Syverson** '24 was named the MIAC Offensive Player of the Year, **Gary Fasching** was named the MIAC John Gagliardi Coach of the Year for the seventh time in his 12-year tenure and 19 Johnnies earned a program-record 20 All-MIAC honors in 2024. In addition to Syverson, the other 18 Johnnies honored were as follows: safety **Noah Arneson** '25; punter **Spencer Ell** '24; center **Charlie Folkens** '25; senior defensive lineman **Zach Frank**; senior defensive lineman **Landon Gallagher** (Murrieta, Calif./Vista Murrieta); senior tight end **Joey Gendreau**; defensive lineman **Isaac Hetland** '25; sophomore cornerback **Westin Hoyt** (Forest Lake, Minn.); guard **Nick McKenzie** '25; **Marselio Mendez** '25, as both a receiver and returner; junior linebacker **Aiden McMahon** (Maple Grove, Minn.); kicker **Conor Murphy** '25; offensive tackle **Grant Peroutka** '25; linebacker **Hayden Sanders** '25; senior cornerback **Blake Simonson** (Waconia, Minn.); senior running back **Caden Wheeler**; senior wide receiver **Dylan Wheeler**; and linebacker **Cooper Yaggie** '25. The All-MIAC honor was the third-consecutive for Syverson and Yaggie, and the second for Arneson, Ell, Frank, Murphy, Peroutka and Sanders. SJU led the MIAC with the 20 All-MIAC selections, followed by Bethel (17), Concordia (7) and Gustavus Adolphus (5). Defensive lineman **Joe Akoh** '25 and running back **Will Blakey** '27 were All-MIAC honorable mention.

NEW ASSISTANT COACHES

The newest additions to the Saint John's football coaching staff are a pair of familiar faces. **James Herberg** led Rocori High School to eight state tournament appearances – four as a defensive assistant (2009-17) and four more as head coach (2018-24), including Minnesota Class AAAA state championships in 2011 and 2019, and a state runner-up finish in 2023. He is coaching the Johnnies' defensive backs. A 2024 graduate of Saint John's, **Isaiah Trauffer** '24 served as player personnel and a recruiting assistant at Division I (FBS) Wisconsin last fall before re-joining the Johnnies this season. A 2016 graduate of St. Paul Central High School, **Will Blakey** served six years of active duty in the U.S. Air Force. He transferred to SJU from Division I Portland State prior to the 2024 season and rushed for 446 yards and 10 touchdowns.

2025 J-CLUB HALL OF HONOR

Ten individuals were inducted into Saint John's University's J-Club Hall of Honor after Sept. 27's Homecoming game with a dinner and enshrinement ceremony. This year's class was selected by a vote of the J-Club's board of directors, who considered nominations that can be made by any club member. Founded in 1959, the J-Club is a dues-based booster organization of former Johnnie student-athletes, parents and fans, and plays a key role in supporting SJU varsity programs, intramurals and club sports.

Three of the 10 individual inductees starred on the SJU football team: running back **Bernie Kukar** '62, quarterback **Craig Muyres** '64 and end **Ken Roering** '64. Kukar (Gilbert, Minn.) was an All-MIAC performer in football and basketball for the Johnnies who went on to become an NFL referee for 22 seasons from 1984 to 2005 and was selected to officiate Super Bowl XXXIII in 1999 and Super Bowl XXXVI in 2002. He was also an alternate in Super Bowl XXX in 1996. Kukar ended his basketball career fourth in program history with 1,389 career points (is now 10th). On the gridiron, Kukar still owns the Johnnies' record for the longest punt return – 95 yards vs. Concordia-Moorhead in the 1961 Homecoming game.

Muyres (St. Cloud, Minn./Cathedral) was a two-sport star at SJU. As the Johnnies' quarterback, who also started at safety on the defensive side of the ball, Muyres led SJU to a 19-0 record as a junior and senior, and directed the program to its first national title in 1963. He was also a two-time All-MIAC pick in basketball and finished his career fifth in program history with 1,344 points (is now 12th).

A talented receiver, Roering (St. Cloud, Minn./Cathedral) earned a rare starting spot as a freshman in the fall of 1960, then continued to excel as a sophomore. From there, he went on to earn All-MIAC and All-America honors the next two years. Roering led the Johnnies in receptions, receiving yards and receiving touchdowns all four seasons from 1960-63, totaling 63 receptions for 1,100 yards (17.5 avg.) and 19 touchdowns. As a senior in 1963, he played a major role in leading the Johnnies to that season's NAIA national title, hauling in an 18-yard touchdown reception as SJU upset Prairie View A&M (Texas) in the national championship game.

Another Johnnie, **Jim Platten** '74, was awarded the J-Club Distinguished Service Award. For well over 25 years, the alum and longtime SJU supporter has volunteered in the equipment room, helping out with the football team and other programs. Along the way, he has been a friend, resource and mentor to multiple generations of Johnnie student-athletes. Platten's lifelong devotion to Saint John's began when he was accepted into Saint John's Prep as a 13-year-old. He's been a member of the alumni board from 2008 to the present and is a past board president. He's also long been a fixture on the football sideline home or away, always wearing his trademark shorts regardless of the temperature or conditions.

BEST RECORD SINCE 1990 IN DIVISION III

Saint John's enters the 2025 season with the second-most wins (332) and the third-best winning percentage (.829) in NCAA Division III football since 1990 among programs with 200 games played or more (*see charts below*).

Winning Percentage (min. 200 games played)

.949	Mount Union, Ohio (453-24-1)
.850	Mary Hardin-Baylor, Texas (283-50)
.829	Saint John's (332-68-1)
.824	Linfield, Ore. (297-63-1)
.814	UW-Whitewater (332-76)
.810	Washington & Jefferson, Pa. (312-73)
.799	Wartburg, Iowa (299-75)
.793	Central, Iowa (288-75)
.792	Wheaton, Ill. (287-75-1)
.790	Wittenberg, Ohio (288-76-1)

Wins

453	Mount Union, Ohio (453-24-1, .949)
332	Saint John's (332-68-1, .829)
332	UW-Whitewater (332-76, .814)
312	Washington & Jefferson, Pa. (312-73, .810)
299	Wartburg, Iowa (299-75, .799)
297	Linfield, Ore. (297-63-1, .824)
288	Central, Iowa (288-75, .793)
288	Wittenberg, Ohio (288-76-1, .790)
287	Wheaton, Ill. (287-75-1, .792)
283	Mary Hardin-Baylor, Texas (283-50, .850)

ANOTHER 10-WIN SEASON

The Johnnies' 41-33 win over Bethel in the 2024 MIAC championship game secured the program's 26th 10-win season and eighth in the last 10 seasons. No other MIAC program has half of that total and four schools have yet to achieve the feat (Carleton, Hamline, Macalester and St. Olaf).

10-Win Seasons, Among MIAC Schools		
School	No.	Last
Saint John's	26	2024
Bethel	7	2024
Concordia	7	2005
St. Scholastica	2	2014
Augsburg	1	1997
Gustavus	1	1987

A WINNING TRADITION

The Johnnies' 11-1 record in 2024 served as the program's 56th-consecutive season without a losing record. Bethel (11-3), Carleton (5-5), Concordia (7-3), Gustavus Adolphus (5-5) and St. Olaf (7-3) also had a non-losing season last fall.

Consecutive Seasons (entering the 2025 season)		
MIAC Team	Without a Losing Record	
1. Saint John's	56	
2. Bethel	30	
3. Gustavus	11	
4. Carleton	4	
5. Concordia	3	
5. Augsburg	2	
St. Olaf	2	
8. Hamline, Macalester	0	
St. Scholastica		

IN THE NCAA DIVISION III PLAYOFFS

The 2024 postseason appearance was the Johnnies' 33rd (29th at the NCAA Division III level) and ninth in the last 10 seasons. SJU is second in NCAA Division III history in postseason appearances and tied for third in playoff wins (see charts below). The Johnnies made four other postseason appearances and have a 49-28 (.636) record overall: three in the NAIA (1963, 1965, 1982) and one showing at the Mineral Water Bowl (1969).

Most NCAA Division III Playoff Appearances Since 1973 (through 2024)		
Team	No.	
1. Mount Union, Ohio	35	
2. Saint John's	29	
3. Washington & Jefferson, Pa.	27	
4. Central, Iowa	22	
5. Ithaca, N.Y.	21	
6. UW-Whitewater	20	
7. Mary Hardin-Baylor, Texas	19	
Wittenberg, Ohio	19	
9. Linfield, Ore.	18	
10. Wartburg, Iowa	17	

Most NCAA Division III Playoff Wins Since 1973 (through 2024)		
Team	No.	
1. Mount Union, Ohio	117	
2. UW-Whitewater	60	
3. Saint John's	45	
Mary Hardin-Baylor, Texas	45	
5. North Central, Ill.	35	
6. Rowan, N.J.	31	
7. Ithaca, N.Y.	30	
Linfield, Ore.	30	
Wesley, Del.	30	
10. Central, Iowa	24	

ATTRACTING THE FANS

Saint John's finished second to UW-Whitewater, both in total attendance (63,592) and per-game average (7,949), last fall in NCAA Division III for the second-straight season. The cumulative total was greater than five Football Bowl Subdivision teams (Akron, Ball State, Kennesaw State, Kent State and Sam Houston State); 112 Football Championship Subdivision teams and all but one – Grand Valley State – of the 162 Division II programs.

2024 NCAA Division III Football Attendance Leaders				
	School	Gms.	2024 Att.	Avg.
1.	UW-Whitewater	5	65,355	13,071
2.	Saint John's	8	63,592	7,949
3.	Maryville, Tenn.	4	25,497	6,374
4.	Hampden-Sydney, Va.	5	28,129	5,626
5.	Tufts, Mass.	5	22,009	4,402
6.	Balwin Wallace, Ohio	5	21,897	4,379
7.	UW-Eau Claire	5	20,967	4,193
8.	Wartburg, Iowa	6	25,106	4,184
9.	Wesleyan, Conn.	4	16,557	4,139
10.	Westminster, Pa.	5	20,049	4,010

2024 SJU vs. FCS/Division II in Upper Midwest Attendance					
	School	NCAA	Gms.	2024 Att.	Avg.
1.	South Dakota State	FCS	8	130,070	16,259
2.	North Dakota State	FCS	9	139,308	15,479
3.	North Dakota	FCS	7	71,987	10,284
4.	Northern Iowa	FCS	5	50,677	10,135
5.	Saint John's	III	8	63,592	7,949
6.	South Dakota	FCS	8	56,547	7,068
7.	Northern State (S.D.)	II	5	25,953	5,191
8.	MSU-Mankato	II	6	28,738	4,790
9.	Bethel	III	7	25,478	3,640
10.	St. Thomas	FCS	7	22,543	3,220

2024 MIAC Attendance Leaders				
	School	Gms.	2024 Att.	Avg.
1.	Saint John's	8	63,592	7,949
2.	Bethel	7	25,478	3,640
3.	Concordia	5	10,718	2,144
4.	Gustavus Adolphus	5	5,922	1,184
5.	Augsburg	5	4,961	992
6.	St. Olaf	6	4,209	842
7.	Hamline	5	4,037	807
8.	Macalester	5	3,558	712
9.	Carleton	5	2,643	529
10.	St. Scholastica	5	N/A	N/A

500+ MIAC WINS

One of six charter members of the Minnesota Intercollegiate Athletic Conference in 1920, Saint John's became the first program to reach 500 wins in MIAC play with last Nov. 2's 70-0 victory at St. Scholastica. SJU's winning percentage in conference play is even better when broken down by eras: modern history, since 1946 (.783, 463-125-9); during John Gagliardi's tenure, 1953-2012 (.780, 362-99-9); and during the 21st century, since 2000 (.856, 166-28).

All-Time MIAC Record (entering the 2025 season, by wins)					
	School	W	L	T	Pct.
1.	Saint John's^	502	181	22	.728
2.	St. Thomas*	443	222	14	.663
3.	Concordia	429	243	18	.635
4.	Gustavus^	421	277	13	.601
5.	Hamline^	252	442	14	.366
6.	St. Olaf^	247	290	11	.461
7.	Bethel	220	164	3	.572
8.	Augsburg	191	457	13	.299
9.	Macalester^	147	404	25	.277
10.	Carleton^	125	241	0	.342
11.	Minnesota-Duluth*	96	74	6	.563
12.	St. Scholastica	6	26	0	.188

^charter member of the MIAC

*no longer a member of the MIAC

MIAC TITLE NO. 37

The Johnnies' 41-33 win over Bethel last Nov. 16 in the 2024 MIAC Championship game clinched the program's MIAC-record 37th conference title - its fifth in the last six seasons - and the conference's automatic bid to the NCAA Division III Playoffs.

MIAC Titles, Won or Shared (since 1920)		
School	No.	Last Title
Saint John's	37	2024
Gustavus	22	1987
St. Thomas*	21	2019
Concordia	18	2004
Bethel	6	2023
St. Olaf	6	1979
Hamline	5	1988
Minnesota-Duluth*	3	1973
Augsburg	2	1997
Carleton	2	1992
Macalester	2	1947
Saint Mary's%	1	1928
St. Scholastica	0	-----

*no longer a member of the MIAC %no longer competes in MIAC football

WINS, ON A NATIONAL SCALE

The 47-14 win over Rose-Hulman (Ind.) on Nov. 16, 2019, enabled Saint John's to become the eighth program in Division III history to reach 650 victories. The Johnnies already own Division III's best winning percentage (among programs with 75 seasons played or more) at .723 and enters the 2025 season sixth in Division III history for wins.

Best NCAA Division III Record, By Wins (entering the 2025 season)						
Rk.	School	Yrs.	Won	Lost	Tied	Pct.
1.	Mount Union, Ohio	128	868	398	38	.680
2.	Wittenberg, Ohio	130	805	378	31	.676
3.	Washington & Jefferson, Pa.	133	790	405	40	.656
4.	Widener, Del.	142	732	453	39	.614
5.	Wabash, Ind.	137	725	404	59	.635
6.	Saint John's	113	692	258	24	.723
7.	Williams, Mass.	138	676	403	47	.621
8.	Franklin & Marshall, Pa.	136	669	515	47	.563
9.	Central, Iowa	116	668	338	26	.660
10.	Albion, Mich.	138	664	428	43	.604
	Amherst, Mass.	144	664	443	54	.595

CLOSING IN ON 700 WINS

The Johnnies' 2014 NCAA Division III playoff win over St. Scholastica enabled SJU to become the second college football program in Minnesota to reach 600 all-time victories. SJU began the 2024 season 52 wins shy of Division I Minnesota, despite playing 28 fewer seasons.

Most Wins in Minnesota College Football History (entering the 2025 season)						
School	W	L	T	Pct.	Seasons	
1. Minnesota	741	548	44	.572	141	
2. Saint John's	692	258	24	.723	113	
3. St. Thomas	654	363	32	.639	119	
4. Minnesota-Duluth	569	285	24	.662	91	
5. Concordia-Moorhead	559	327	38	.626	106	
6. Gustavus Adolphus	535	377	21	.585	109	
7. MSU-Mankato	517	403	27	.560	98	
8. Carleton	507	505	25	.501	129	
9. St. Olaf	486	412	20	.540	106	
10. Winona State	480	518	32	.482	123	

ESPN'S TOP FOOTBALL PROGRAMS

Saint John's was ranked No. 18 out of ESPN's top 50 programs over the last 150 years in August 2019. The ranking formula considered a program's number of national championships and various winning percentages: dominance (best 50 seasons in program history), since integration (1969-2018), early modern (1919-1968) and pre-modern (1869-1918). ESPN noted: "It is not true that the Johnnies' late head coach, John Gagliardi, coached against Frank Leahy. But it is true that Gagliardi became head coach at Saint John's in 1953, the last season that Leahy coached at Notre Dame, and

didn't retire until 2012, after 60 seasons and 465 victories. Saint John's, according to our metrics, had one of the 10 most successful programs of the past 100 years. That's another way of saying Gagliardi won 27 conference titles and four national championships."

ESPN's Top 20 College Football Programs				
Rk.	Team	Div.	Rating	National Titles (as of Aug. 2019)
1.	Alabama	FBS	74.9	15
2.	Notre Dame	FBS	72.9	13
3.	Ohio State	FBS	69.6	8
4.	Oklahoma	FBS	68.5	7
5.	Southern California	FBS	67.3	9
6.	Michigan	FBS	67.2	9
7.	Yale	FCS	66.7	18
8.	Nebraska	FBS	64.2	5
9.	Texas	FBS	64.0	4
10.	North Dakota State	FCS	63.6	15
11.	Princeton	FCS	62.8	15
12.	Penn State	FBS	61.6	4
13.	Harvard	FCS	60.8	8
14.	Tennessee	FBS	59.2	2
15.	Louisiana State	FBS	59.0	4
16.	Mount Union	III	58.7	13
17.	Miami	FBS	58.4	5
18.	Saint John's	III	58.3	4
19.	Florida State	FBS	57.4	3
20.	Auburn	FBS	56.8	2

SJU FOOTBALL BY DECADE (THRU OCT. 4)

Decade	Record (Pct.)
1900's	15-14-0 (.517)
1910's	did not compete
1920's	12-40-4 (.250)
1930's	45-19-7 (.683)
1940's	33-23-3 (.585)
1950's	51-27-1 (.652)
1960's	65-21-3 (.747)
1970's	70-20-2 (.772)
1980's	71-25-2 (.735)
1990's	96-17-2 (.843)
2000's	107-19-0 (.849)
2010's	88-26-0 (.772)
2020's	43-7-0 (.860)

BEST WINNING PERCENTAGE (START OF 2025 SEASON)

*minimum 75 seasons, all divisions of college football

Team	Div.	W	L	T	Pct.	Seasons
1. Ohio State	FBS	978^	334	53	.736	135
2. Michigan	FBS	1,012	358	36	.733	145
Alabama	FBS	974	341	43	.733	130
4. Notre Dame	FBS	962	339	42	.732	135
5. Oklahoma	FBS	950	348	53	.723	130
Saint John's	III	692	258	24	.723	113
7. Linfield	III	656	266	30	.705	109
8. Texas	FBS	961	395	33	.704	132
9. UW-Whitewater	III	653	270	21	.703	99
10. Yale	FCS	943	393	55	.698	151
11. Southern California	FBS	882	374	54	.694	131
12. Penn State	FBS	943	412	41	.690	138
13. Mount Union	III	865	392	38	.683	127
14. Harvard	FCS	909	413	50	.681	149
15. West Chester	II	637	296	17	.679	95

^Ohio State voided all 12 of its wins from the 2010 season

SJU IN THE D3FOOTBALL.COM POLL

Saint John's has been ranked in D3football.com's top 25 in 131-consecutive polls (pre-season, weeks 1-11, final). The last time the Johnnies were not ranked in the top 25 was in Week 3 of the 2014 season. The program has an average ranking of 8.08 since. Not counting the 2020-21 season that was ravaged by COVID-19, D3football.com has published 277 national polls since the ranking was established in 2003. SJU has been ranked in the top 25 in 222 of those, including 96 in the top five, 176 in the top 10 and 209 in the top 20.

On This Date in Johnnie Football History...

The Johnnies are 7-6 all-time on October 11: 1924 at St. Olaf (L, 0-23); 1930 vs. St. Cloud State (L, 2-19); 1941 vs. St. Thomas (L, 6-20); 1947 vs. Saint Mary's (W, 20-13); 1952 vs. Augsburg (W, 13-0); 1958 vs. Minnesota-Duluth (W, 42-29); 1969 vs. Concordia-Moorhead (L, 6-20); 1975 at Minnesota-Duluth (W, 13-10); 1980 vs. Bethel (W, 42-10); 1986 at Gustavus Adolphus (L, 20-28); 1997 vs. Gustavus Adolphus (L, 16-24); 2003 at Carleton (W, 44-0); and 2008 vs. Hamline (W, 40-7).

1980 vs. Bethel (W, 42-10): SJU rushed for 428 yards, including three Johnnies with 85 or more. Rick Bell registered 150 yards and three touchdowns on just 14 carries, while Lou Raiola totaled 124 yards on 15 attempts. Pat Stone added 85 yards on 12 carries. The Johnnies completed only three passes for 76 yards, 54 of which came on a touchdown completion in the final two minutes from Dennis Schleper to Pat Peterson.

2003 at Carleton (W, 44-0): The Johnnies dominated in all three phases of the game on a rainy Saturday 22 years ago on this date in Northfield. On special teams, cornerback Tony Steffensmeier blocked his second punt of the game out of the end zone for a safety. On defense, his twin brother Jamie led the Johnnies with three of the team's nine sacks. The offense did not score in the first quarter but put up 22 points in the second. SJU finished with 353 rush yards, led by running back Jake Theis' 146 yards and two touchdowns.

2008 vs. Hamline (W, 40-7): Down 7-6 with nine minutes left in the second quarter, SJU found its groove and scored 20 unanswered points to take a 26-7 lead into halftime. Wide receiver Ben Vanderheyden finished the game with six catches for 195 yards and three touchdowns, two from quarterback Jordan Hansel and one from backup Joe Boyle. The defense combined for 10 tackles for loss, linebacker Ryan Wimmer posted 16 total tackles and cornerback Dominic Haik returned an interception 66 yards for a touchdown on the final play of the first half.

2025 D3football.com Poll - Week 5

No.	School (1st-Place Votes)	Record	Votes	Prev.	Others Receiving Votes:
1.	North Central, Ill. (23)	4-0	623	1	Randolph-Macon 29, Maryville (Tenn.) 21,
2.	Mount Union, Ohio (2)	4-0	599	2	Adrian 19, Lewis & Clark 15, Susquehanna
3.	Johns Hopkins, Md.	4-0	577	3	15, Baldwin Wallace 14, Wabash 9, Mon-
4.	UW-La Crosse	3-0	531	5	mouth 4, Ithaca 4, Alma 4, Hampden-
5.	Salisbury, Md.	4-0	495	6	Sydney 3, Washington & Jefferson 2.
6.	UW-Platteville	4-0	484	7	
7.	Bethel	4-0	467	12	
8.	Wartburg, Iowa	5-0	458	8	
9.	Hardin-Simmons, Texas	4-0	433	10	
10.	UW-Whitewater	3-1	380	9	
11.	UW-Oshkosh	3-1	355	15	
12.	DePauw, Ind.	5-0	354	13	
13.	Saint John's	3-1	347	4	
14.	UW-River Falls	3-1	283	11	
15.	John Carroll, Ohio	4-1	248	16	
16.	Trinity, Texas	4-0	229	18	
17.	Carnegie Mellon, Pa.	3-1	213	17	
18.	Central, Iowa	5-0	198	19	
19.	Wheaton, Ill.	2-2	137	14	
20.	Hope, Mich.	4-1	131	20	
21.	Christopher Newport, Va.	4-0	130	23	
22.	Mary Hardin-Baylor, Texas	2-2	110	21	
23.	Cortland State, N.Y.	4-1	95	22	
24.	Linfield, Ore.	2-1	43	---	
25.	Muhlenberg, Pa.	4-0	34	---	

2025 AFCA Poll - Week 5

No.	School (1st-Place Votes)	Record	Votes	Prev.	Others Receiving Votes:
1.	North Central, Ill. (51)	4-0	1,275	1	Linfield 48,
2.	Mount Union, Ohio	4-0	1,224	2	Maryville 43, Berry 40, Hampden-Sydney
3.	Johns Hopkins, Md.	4-0	1,160	3	22, Wabash 22, Baldwin Wallace 19, Alma
4.	UW-La Crosse	3-0	1,109	5	17, Stevenson 13, Lewis & Clark 12,
5.	Salisbury, Md.	4-0	1,021	6	Adrian 9, Washington (Mo.) 9, Western
6.	Hardin-Simmons, Texas	4-0	973	7	Connecticut State 9, Plymouth State 8,
7.	UW-Platteville	4-0	970	8	U.S. Merchant Marine 6, Cal Lutheran 4,
8.	Bethel	4-0	950	11	Ursinus 4, UW-Stout 4, Coe 3, Southern
9.	Wartburg, Iowa	5-0	880	9	Virginia 3, Calvin 2, Endicott 2, Rensselaer
10.	DePauw, Ind.	5-0	754	13	2, Springfield 2, Susquehanna 2, UW-Eau
11.	Saint John's	3-1	686	4	Claire 2, Ithaca 1, UW-Stevens Point 1,
12.	UW-Whitewater	3-1	685	10	Wesleyan 1.
13.	Trinity, Texas	4-0	655	14	
14.	UW-Oshkosh	3-1	643	17	
15.	Carnegie Mellon, Pa.	3-1	523	16	
16.	Central, Iowa	5-0	497	18	
17.	UW-River Falls	3-1	448	12	
18.	John Carroll, Ohio	4-1	446	19	
19.	Cortland State, N.Y.	4-1	318	20	
20.	Hope, Mich.	4-1	242	23	
21.	Christopher Newport, Va.	4-0	230	24	
22.	Mary Hardin-Baylor, Texas	2-2	207	22	
23.	Muhlenberg, Pa.	4-0	157	---	
24.	Wheaton, Ill.	2-2	143	15	
25.	Randolph-Macon, Va.	4-1	69	---	

UP NEXT



AT



NO. 11/13 SAINT JOHN'S
(3-1, 2-1 MIAC)

CONCORDIA
(3-1, 2-1 MIAC)

1 p.m. | SATURDAY, OCT. 18, 2025
MOORHEAD, MINN. | JAKE CHRISTIANSEN STADIUM

SERIES HISTORY

Next Saturday's (Oct. 18) game is the 92nd meeting between Saint John's and Concordia on the football field. The Johnnies are 51-34-6 (.593) all-time against the Cobbers, and 21-18-1 in Moorhead thanks to six straight road wins in the series.

SERIES NOTES

Series Record: SJU leads, 51-34-6 (Current Streak: SJU, 5)
at Saint John's: SJU leads, 25-15-4 (Current Streak: SJU, 2)
at Concordia: SJU leads, 21-18-1 (Current Streak: SJU, 6)
Neutral: SJU leads, 4-1-1 (Current Streak: SJU, 3)
Last Saint John's Win: Oct. 12, 2024 (38-31)
Last Concordia Win: Nov. 2, 2019 (19-18, OT)
Largest Margin of a Saint John's Victory: 49 (1976, 2021)
Largest Margin of a Concordia Victory: 41 (1929)

SERIES' TOP PERFORMANCES

**by yardage*

Rushing: **SJU**, Matt Malmberg, 24-178-4 TD (Nov. 13, 1993)
CON, Steve Grove, 38-175-2 TD (Sept. 24, 1988)

Passing: **SJU**, Aaron Syverson, 44-60-498-5 TD (Oct. 7, 2023)
CON, Ethan Pole, 26-40-334-3 TD (Oct. 19, 1996)

Receiving: **SJU**, Jeremy Loretz, 7-165-1 TD (Nov. 13, 1992)
CON, Mark Lundstrom, 9-161-1 TD (Sept. 23, 1989)

CONCORDIA'S SCHEDULE/RESULTS

Sept. 6	MAYVILLE STATE (N.D.)	W, 17-6
Sept. 20	at St. Olaf	L, 16-17
Sept. 27	GUSTAVUS ADOLPHUS	W, 14-13
Oct. 4	ST. SCHOLASTICA	W, 49-21
Oct. 11	at Hamline	1 p.m.
Oct. 18	SAINT JOHN'S	1 p.m.
Oct. 25	at Augsburg	Noon
Nov. 1	BETHEL	1 p.m.
Nov. 8	at Macalester	Noon
Nov. 15	at Carleton	Noon

2025 Record: 3-1 (2-1 MIAC)

2025 - SJU'S SCORING DRIVES

Team (Date)	Plays-Yds.	Span	Qtr.	Clock	Down-Dist.	Scoring Play
Minnesota-Morris (9/13/25)	7-67	4:13	1	0:00	2-G	Caden Wheeler 3-yard run (Hansen kick)
Minnesota-Morris	5-65	2:07	2	10:08	1-10	Corey Bohmert 20-yard run (Hansen kick)
Minnesota-Morris	5-61	2:07	2	6:10	1-G	Joey Gendreau 8-yard pass from Trey Feeney (Hansen kick)
Minnesota-Morris	3-68	1:24	3	13:32	2-2	Joey Gendreau 35-yard pass from Zander Dittbenner (Hansen kick)
Minnesota-Morris	3-43	1:31	3	7:53	1-G	Dylan Wheeler 1-yard pass from Trey Feeney (Hansen kick)
Minnesota-Morris	---	---	3	6:52	2-10 (Opp.)	Jack St. Fleur 40-yard interception return (Hansen kick)
Minnesota-Morris	6-63	3:17	3	1:50	2-4	Caden Wheeler 9-yard run (Hansen kick)
at Hamline (9/20/25)	8-75	3:38	1	11:22	3-G	Dylan Wheeler 3-yard pass from Trey Feeney (Hansen kick)
at Hamline	5-75	1:48	1	4:23	1-G	Corey Bohmert 4-yard run (Hansen kick)
at Hamline	5-25	1:40	1	1:11	2-G	Zander Dittbenner 8-yard run (Hansen kick)
at Hamline	6-94	3:21	2	10:01	2-10	Zander Dittbenner 12-yard run (Hansen kick)
at Hamline	1-9	0:08	2	4:03	1-G	Corey Bohmert 9-yard run (Hansen kick)
at Hamline	6-26	1:00	2	1:05	4-7	Matt Hansen 37-yard field goal
at Hamline	3-59	1:23	3	12:05	1-10	Dylan Wheeler 19-yard pass from Zander Dittbenner (Hansen kick)
at Hamline	8-61	4:22	3	6:50	4-1	Dylan Wheeler 3-yard pass from Trey Feeney (Hansen kick)
at Hamline	10-69	5:23	4	6:47	2-6	Cade Berg 20-yard pass from Reece Dawson (Hansen kick)
Augsburg (9/27/25)	9-72	2:44	1	9:30	2-15	Dylan Wheeler 21-yard pass from Zander Dittbenner (Hansen kick)
Augsburg	9-80	4:59	1	2:49	1-10	Zander Dittbenner 16-yard run (Hansen kick)
Augsburg	11-77	4:22	2	11:07	3-G	Caden Wheeler 1-yard run (Hansen kick)
Augsburg	2-80	0:57	2	9:05	1-10	Joey Gendreau 37-yard pass from Trey Feeney (Hansen kick)
Augsburg	4-53	1:56	2	1:13	1-10	Zander Dittbenner 21-yard run (Hansen kick)
Augsburg	5-61	2:48	3	12:02	1-G	Caden Wheeler 7-yard run (Hansen kick)
Augsburg	7-70	2:56	3	6:04	2-3	Carson Hegerle 4-yard pass from Trey Feeney (Hansen kick)
Augsburg	11-79	5:19	4	12:46	2-10	Corey Bohmert 12-yard run (Hansen kick)
Augsburg	9-48	5:05	4	3:30	3-G	Wyatt McCabe 10-yard pass from Lucas Jansky (Sievers kick)
at Bethel (10/4/25)	5-33	2:20	2	6:47	4-G	Caden Wheeler 1-yard run (Hansen kick)
at Bethel	10-64	2:38	2	0:00	4-1	Matt Hansen 28-yard field goal

2025 - SJU'S SCORING DRIVES ALLOWED

Team (Date)	Plays-Yds.	Span	Qtr.	Clock	Down-Dist.	Scoring Play
at Bethel (10/4/25)	18-69	7:12	1	5:58	4-G	Zach Bengston 24-yard field goal
at Bethel	11-75	4:09	2	2:38	3-10	Tyler Terry 26-yard pass from Cooper Drews (Bengston kick)
at Bethel	6-80	2:13	4	6:20	1-10	Taye Manns 23-yard run (Bengston kick)

2025 - GAME-BY-GAME LEADERS

GAME	PASSING	RUSHING	RECEIVING	TACKLES	SACKS
Minnesota-Morris	Trey Feeney (12-13, 141 yds, 2 TD)	Caden Wheeler (8 att, 81 yds, 2 TD)	Joey Gendreau (8 rec, 124 yds, 2 TD)	Aiden McMahon (5-4-9)	Zach Frank (1.5/11)
at Hamline	Trey Feeney (14-20, 215 yds, 2 TD)	Dylan Kirchner (7 att, 43 yds, 0 TD)	Joey Gendreau (9 rec, 137 yds, 0 TD)	P. Goettlicher/A. McMahon (5-1-6)	Grady Minnerath (1.0/17)
Augsburg	Trey Feeney (14-21, 212 yds, 2 TD)	Caden Wheeler (12 att, 87 yds, 2 TD)	Joey Gendreau (10 rec, 166 yds, 1 TD)	L. Danner (4-1-5)/P. Goettlicher (5-0-5)	Zach Frank (2.0/11)
at Bethel	Trey Feeney (19-23, 181 yds, 0 TD)	Caden Wheeler (14 att, 44 yds, 1 TD)	Dylan Wheeler (8 rec, 113 yds, 0 TD)	Aiden McMahon (11-6-17)	C. King/P. Goettlicher (1.0/5)

2025 - EXPLOSIVE PLAYS (20+ YARDS)

Player	No.	TD	R	P	KR	PR	IR	FR
Joey Gendreau	9	2	--	9	--	--	--	--
Riley Schwellenbach	9	--	--	9	--	--	--	--
Dylan Wheeler	7	1	--	7	--	--	--	--
Corey Bohmert	2	1	2	--	--	--	--	--
Caden Wheeler	2	--	2	--	--	--	--	--
Cade Berg	1	1	--	1	--	--	--	--
Zander Dittbenner	1	1	1	--	--	--	--	--
Westin Hoyt	1	--	--	--	--	--	1	--
Wyatt McCabe	1	--	1	--	--	--	--	--
Sam Nolan	1	--	--	1	--	--	--	--
Hudson Poole	1	--	--	--	1	--	--	--
Jack St. Fleur	1	1	--	--	--	--	1	--

TOTAL: 36 (7 TD)

Rushing: 6 (2 TD)

Passing: 27 (4 TD)

Kickoff Returns: 1 (0 TD)

Punt Returns: 0 (0 TD)

Interception Returns: 2 (1 TD)

Blocked Kick/Fumble Returns: 0 (0 TD)

2025 - TRACKING THE TURNOVERS

Takeaways (6)	Qtr.	SJU Result
FUM - Minnesota-Morris (McMahon)	3rd	TD
INT - Minnesota-Morris (St. Fleur)	3rd	TD*
INT - Hamline (Hoyt)	2nd	TD
INT - Hamline (Rogalski)	3rd	Punt
INT - Hamline (Dumonceaux)	3rd	Punt
FUM - Augsburg (Ryks)	4th	Fumble

TOTAL: 6 takeaways for 21 points (3-for-6 scoring)

**the turnover was returned for a touchdown*

Turnovers (5)	Qtr.	Opp. Result
INT - Minnesota-Morris (Viemeister)	2nd	End Half
FUM - Minnesota-Morris (Young/Kaiser)	4th	Downs
FUM - Minnesota-Morris (Villalobos)	4th	Downs
FUM - Augsburg (Johnson/Oseth)	4th	Punt
INT - Bethel (Williams)	1st	FG

TOTAL: 5 turnovers for 3 points (1-for-5 scoring)

Scoring Off Turnovers (+18, 21/3)

2025 - LONGEST PLAYS OF THE YEAR

Rush: 29, Corey Bohmert vs. Minnesota-Morris (Sept. 13)

Pass Reception: 53, Riley Schwellenbach at Hamline (Sept. 20)

Kickoff Return: 30, Hudson Poole vs. Augsburg (Sept. 27)

Punt Return: 15, Hudson Poole vs. Augsburg (Sept. 27)

Interception Return: 45, Westin Hoyt at Hamline (Sept. 20)

Blocked Kick/Fumble Return: N/A

Punt: 57, Matt Hansen at Bethel (Oct. 4)

Field Goal: 37, Matt Hansen at Hamline (Sept. 20)

When Saint John's Has the Ball

Saint John's Offense

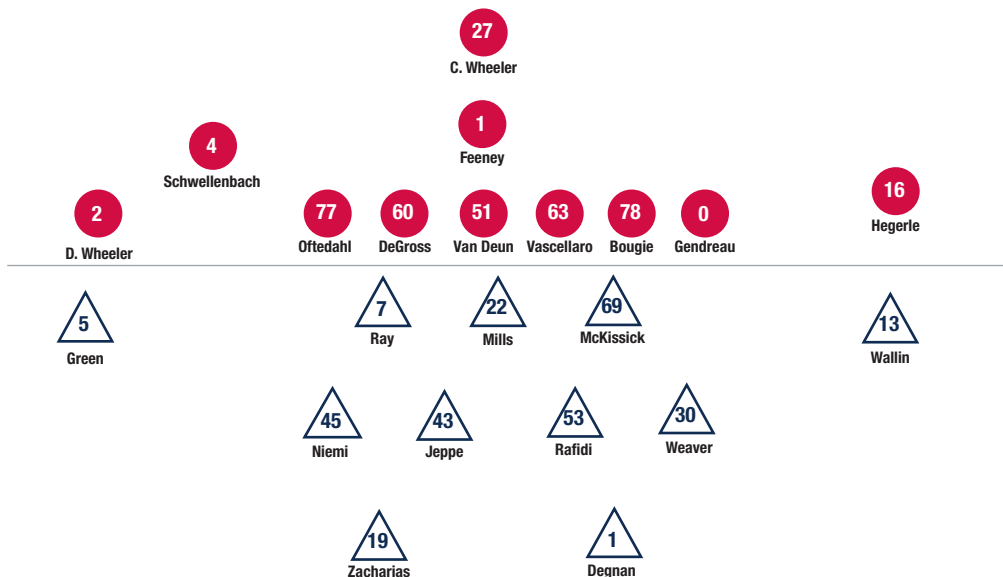
WR	16	Carson Hegerle, So. (6-2, 190)
WR	4	Riley Schwellenbach, Jr. (5-9, 160)
LT	78	Michael Bougie, Jr. (6-5, 310)
LG	63	Joe Vascellaro, Sr. (6-3, 295)
C	51	Barrett Van Deun, Jr. (6-1, 285)
RG	60	Ian DeGross, Sr. (6-3, 290)
RT	77	Mike Oftedahl, So. (6-2, 305)
TE	0	Joey Gendreau, Sr. (6-3, 230)
WR	2	Dylan Wheeler, Sr. (6-2, 195)
QB	1	Trey Feeney, Jr. (6-3, 205)
RB	27	Caden Wheeler, Sr. (5-10, 200)

Macalester Defense

DE	7	Jake Ray, So. (6-1, 210)
DT	22	Austin Mills, Sr. (6-1, 255)
DE	69	Tommy McKissick, Sr. (6-0, 251)
LB	45	Asher Niemi, Fr. (6-1, 230)
LB	43	Dylan Jeppe, So. (5-11, 214)
LB	53	Issam Rafidi, Jr. (5-11, 213)
LB	30	Jason Weaver, Jr. (5-11, 190)
CB	5	Jay Green, So. (5-11, 189)
S	1	Jacob Degnan, Sr. (5-10, 193)
S	19	Niko Zacharias, Fr. (6-0, 193)
CB	13	Jude Wallin, Sr. (6-1, 169)

Saint John's Special Teams

K	90	Matt Hansen, Jr. (5-11, 150)
P	90	Matt Hansen, Jr. (5-11, 150)
LS	2	Nolan Dumonceaux, So. (6-1, 200)
H	20	Hudson Poole, So. (5-10, 165)
KR	20	Hudson Poole, So. (5-10, 165)
	16	Carson Hegerle, So. (6-2, 190)
PR	20	Hudson Poole, So. (5-10, 165)



When Macalester Has the Ball

Macalester Offense

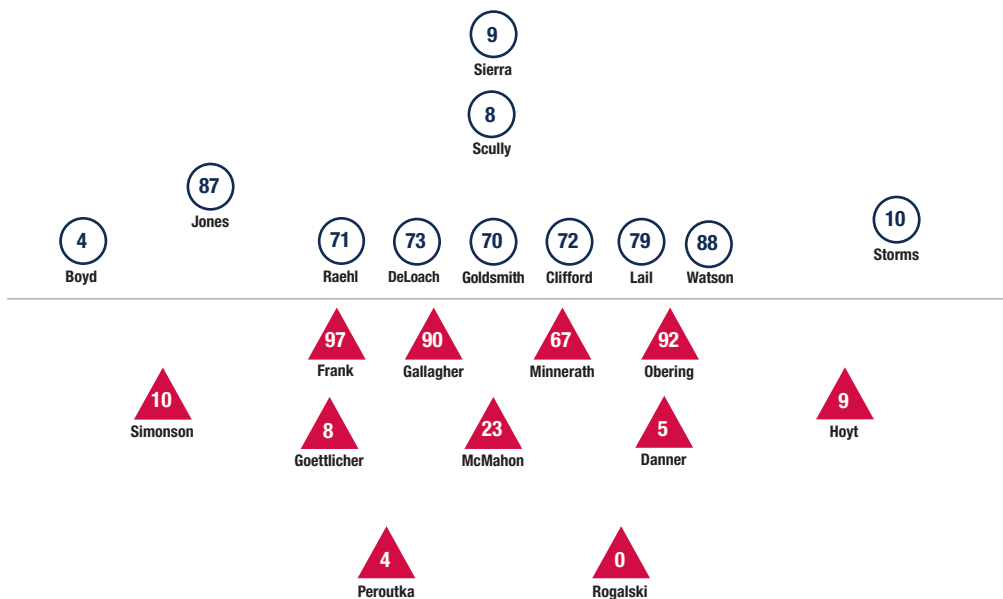
WR	4	Paxton Boyd, So. (5-11, 188)
WR	10	Kelly Storms, Fr. (5-10, 170)
LT	79	Adam Lail, Sr. (6-6, 270)
LG	72	Max Clifford, Sr. (6-0, 276)
C	70	Bram Goldsmith, So. (6-1, 256)
RG	73	Justus DeLoach, Sr. (6-3, 303)
RT	71	Noel Raehl, Sr. (6-1, 256)
TE	88	Will Watson, Jr. (6-4, 231)
WR	87	Christian Jones, Sr. (5-8, 173)
QB	8	Jack Scully, So. (6-5, 192)
RB	9	Vasco Sierra, Sr. (5-11, 204)

Saint John's Defense

DE	97	Zach Frank, Sr. (6-3, 270)
DT	67	Grady Minnerath, So. (6-0, 235)
DT	90	Landon Gallagher, Sr. (6-2, 250)
DE	92	Chandler Obering, Sr. (6-4, 285)
LB	8	Peyton Goettlicher, Jr. (5-11, 190)
LB	23	Aiden McMahon, Jr. (6-1, 220)
LB	5	Landon Danner, So. (6-2, 215)
CB	9	Westin Hoyt, So. (6-1, 200)
S	0	Mark Rogalski, So. (6-0, 205)
S	4	Will Peroutka, So. (5-11, 175)
CB	10	Blake Simonson, Sr. (5-11, 175)

Macalester Special Teams

K	40	Andrew Wetherill, Fr. (5-10, 163)
H	13	Jude Wallin, Sr. (6-1, 169)
P	40	Andrew Wetherill, Fr. (5-10, 163)
SS	21	Tucker Snow, So. (5-9, 219)
LS	7	Jake Ray, So. (6-1, 210)
KR	5	Jay Green, So. (5-11, 189)
	1	Jacob Degnan, Sr. (5-10, 193)
PR	28	Boaz Lieberman, Jr. (5-8, 185)
	4	Paxton Boyd, So. (5-11, 188)





Blake Elliott '03, the standout wide receiver who led Saint John's University to the 2003 NCAA Division III title and ended his career ranked among the receiving leaders in all divisions of college football, was named to the 2025 College Football Hall of Fame Class on Wednesday, Jan. 15.


A 2019 inductee into the SJU J-Club's Hall of Honor, Elliott joins his head coach, SJU's legendary **John Gagliardi**, a member of the College Football Hall of Fame's 2006 class, college football's all-time wins leader and the namesake of the Gagliardi Trophy, presented annually to the top player in Division III.



Elliott is the first College Football Hall of Fame inductee from the Division III level since John Carroll linebacker London Fletcher – a 16-year veteran of the NFL – earned the honor in 2019.

The 18 first-team All-Americans and four standout coaches who make up the 2025 Class were selected from the national ballot of 77 players and nine coaches from the Football Bowl Subdivision and 101 players and 34 coaches from the divisional ranks.

They will be officially inducted during the 67th NFF Annual Awards Dinner Presented by Las Vegas on Dec. 9, 2025, at Bellagio Hotel & Casino in Las Vegas.



The inductees will also be recognized at their respective collegiate institutions with NFF Hall of Fame On-Campus Salutes, presented by Fidelity Investments, during the fall. Their accomplishments will be forever immortalized at the Chick-fil-A College Football Hall of Fame in Atlanta. Each inductee will receive a custom ring created by Jostens, the official and exclusive supplier of NFF rings.

In addition to Elliott, the 2025 class includes Montee Ball (Wisconsin); Gregg Carr (Auburn); Greg Eslinger (Minnesota); Terry Hanratty (Notre Dame); Graham Harrell (Texas Tech); John Henderson (Tennessee); Michael Huff (Texas); Jim Kleinsasser (North Dakota); Alex Mack (California); Terrence Metcalf (Mississippi); Haloti Ngata (Oregon); Steve Slaton (West Virginia); Darrin Smith (Miami, Fla.); Michael Strahan (Texas Southern); Dennis Thurman (Southern California); Michael Vick (Virginia Tech); Ryan Yarbrough (Wyoming); and coaches Larry Blakeney (Troy); Larry Korver (Northwestern, Iowa); Urban Meyer (Bowling Green, Utah, Florida, Ohio State); and Nick Saban (Toledo, Michigan State, Louisiana State, Alabama).

ELLIOTT'S CAREER STATISTICS

RECEIVING	G	REC	YDS	TD	LG	REC/G	AVG/C	AVG/G
2000	15	60	967	14	67	4.0	16.1	64.5
2001	13	72	1,056	14	46	5.5	14.7	81.2
2002	14	120	1,484	22	70	8.6	12.4	106.2
2003	14	115	1,319	13	68	8.4	11.3	94.2
TOTALS	56	369	4,826	63	70	6.6	13.1	86.2

PUNT RETURNS	G	NO.	YDS	TD	LG	AVG/R	AVG/G
TOTAL	56	122	1,459	6	89	12.0	26.1

KICK RETURNS	G	NO.	YDS	TD	LG	AVG/R	AVG/G
TOTAL	56	73	1,606	1	90	22.0	28.7

ALL PURPOSE	G	RUSH	REC	PR	KR	TOTAL	AVG/G
TOTAL	56	744	4,826	1,459	1,606	8,635	154.2

SCORING	G	TD	RUSH	PASS	RET	2PAT	TOTAL
TOTAL	56	78	8	63	7	2	472

ALL-TIME CAREER RANKINGS AT GRADUATION

**Prior to the 2002 season, the NCAA did not recognize playoff game stats in season or career totals*

RECORD	MIAC	DIVISION III	ALL DIVISIONS
Receptions (327)	1st	2nd	2nd
TD Receptions (56)	1st	2nd	3rd
Receiving Yards (4,200)	1st	4th	18th
All-Purpose Yards (7,605)	1st	5th	14th
Points Scored (424)	1st	8th	t22nd





A JOHNNIE WITH THE NINERS BEN BARTCH '20

Offensive tackle **Ben Bartch** '20 became the 10th Johnnie to be drafted in the NFL when he was selected by the Jacksonville Jaguars with the 10th pick of the fourth round (No. 116 overall) in the 2020 NFL Draft. He appeared in 13 games for the Jaguars, including one start at left guard, and totaled 219 offensive snaps (47 on special teams) in 2020. Bartch followed that with 11 starts at right guard and 704 offensive snaps (43 on special teams) in 2021. In 2022, Bartch started the Jaguars' first five games at left guard, totaling 293 offensive plays and 19 on special teams, before he suffered a season-ending knee injury. He opened training camp in 2023 on the PUP (physically unable to perform) list and started at left guard in the Jaguars' first three games. Jacksonville released Bartch on Oct. 31, moved to the Jaguars' practice squad three days later and signed with the San Francisco 49ers on Nov. 21, for their Super Bowl run. He totaled 241 snaps on the offensive line and 77 on special teams, including five in the Super Bowl, in 2023.

Bartch was named the starter at left guard for the 2025 season after signing a one-year contract in February. He was the highest-rated lineman in the 49ers week one game at Seattle on Sept. 7 (right) but was ruled out after starting game two vs. New Orleans on Sept. 14 with a high-ankle sprain. He was placed on the IR on Sept. 17



Bartch was the lone NCAA Division III attendee at the 2020 Reese's Senior Bowl in Mobile, Ala. Although he did not play in the game, Bartch received rave reviews during the three days of practices leading up to the event. He attended the 2020 NFL Scouting Combine that February, but did not participate in the drills or measurements due to the injury suffered during the final Senior Bowl practice. A D3football.com first-team and Associated Press second-team All-American in 2019, Bartch started all 14 games at left tackle in 2019. He made 27 straight starts at tackle after he switched from tight end during the 2018 preseason. Through a combination of hard work in the weight room and repeated consumption of a now-famous (or infamous) protein shake recipe (ingredients included scrambled eggs, cottage cheese, quick grits, peanut butter, bananas and Gatorade), Bartch gained over 50 pounds and started on the line's left side immediately.

BARTCH'S NFL STATISTICS

Season	Team	Games	Starts	Offense	Special Teams
2020	Jacksonville Jaguars	13	1	220	48
2021	Jacksonville Jaguars	15	11	707	40
2022	Jacksonville Jaguars	5	5	293	19
2023	Jacksonville Jaguars	8	3	213	37
	San Francisco 49ers	5	0	28	23
2024	San Francisco 49ers	3	2	65	5
2025	San Francisco 49ers	2	2	86	5
TOTAL		51	24	1,612	177
				Snaps	Snaps

SJU IN THE NFL DRAFT

Offensive lineman **Ben Bartch** '20 became the 10th Johnnie to be drafted into the National Football League in April 2020. He spent three-and-a-half seasons with the Jacksonville Jaguars before joining the San Francisco 49ers on Nov. 21, 2023, for their Super Bowl run.

- 1949 - End Red Maenhout, New York Bulldogs (12th round-No. 113)
- 1955 - Tackle Dick Coy, Chicago Cardinals (19th round-No. 218)
- 1957 - Guard Chuck Froehle, Baltimore Colts (19th round-No. 222)
- 1963 - Offensive tackle Tom McIntyre, Minnesota Vikings (18th round-No. 240)
- 1964 - Offensive tackle John McDowell, Green Bay Packers (9th round-No. 125)
- 1965 - Defensive tackle Paul Labinski, Minnesota Vikings (16th round-No. 219)
- 1967 - Guard Fred Cremer, Minnesota Vikings (12th round-No. 296)
- 1972 - Defensive end Steve Setzler, San Francisco 49ers (12th round-No. 304)
- 1974 - Defensive tackle Kurt Wachtler, Minnesota Vikings (15th round-No. 389)
- 2020 - Offensive tackle Ben Bartch, Jacksonville Jaguars (4th round-No. 116)



2016

6-6, 230

Freshman - Tight End



2017

6-6, 250

Sophomore - Tight End



2018

6-6, 275


Junior - Offensive Line



2019

6-6, 305

Senior - Offensive Line



2020

6-6, 317

First season - Offensive Line



2023

6-6, 315

Fourth season - Offensive Line



2025

6-6, 315

Sixth season - Offensive Line



QUICK FACTS

CLEMENS STADIUM

Surface	SprinTurf (Artificial Grass)
Capacity	8,500
Opening Date	Saint John's Field (1908) Clemens Stadium (1997)
Last Turf Renovation	2022, 2012 Installed in 2002
All-Time Record	358-97-13 (.779)

Largest Crowds

Date	Opponent	Att.	Result
Sept. 26, 2015	St. Thomas	17,327	L, 14-35
Oct. 13, 2018	St. Thomas	16,922	W, 40-20
Sept. 24, 2016	St. Thomas	16,514	L, 21-33
Oct. 2, 2010	St. Thomas	16,421	L, 26-27 (OT)
Sept. 15, 2012	St. Thomas	14,286	L, 21-43
Oct. 22, 2022	Gustavus	13,161	W, 41-27
Nov. 8, 2003	Bethel	13,107	W, 29-26
Oct. 17, 2009	St. Thomas	12,903	W, 20-17 (OT)
Sept. 3, 2022	UW-Whitewater	12,462	W, 24-10
Oct. 6, 2007	St. Olaf	12,339	W, 30-29



HISTORY

From the start, those in charge of developing the space now known as Clemens Stadium had something majestic in mind. So they set about turning a former cranberry bog into a natural bowl stadium that has been the home of Saint John's University football for 116 years.

Ringed by the gorgeous fall colors of the surrounding Central Minnesota woods, the field has long become a destination spot, a status only solidified when Sports Illustrated named it one of college football's top 10 "Dream Destinations" in 1999.

The facility itself has expanded often over the years. Concrete seating was added in 1933 and expanded in 1957. The familiar stone entrance behind the south end zone was built in 1939 and the first press box and concession stand were erected four years later. In 1997, local philanthropist Bill Clemens – the man for whom the stadium is named -- provided a million-dollar donation that allowed for construction of a new grandstand, an expanded press box, larger concession stands and restrooms and a new entrance. Another donation by Clemens, who attended SJU from 1938-40, made possible the installation of an artificial playing surface in 2002.

A third tier to the press box was added in 2009 and lights were installed in 2012.




Meanwhile, large crowds have been commonplace. SJU has finished among the national leaders in per-game attendance in NCAA Division III in each of the last 20 seasons – including crowds of 10,000 or more 23 times since 2001.

That included a facility-record 17,327 for a matchup against St. Thomas on Sept. 26, 2015 – a day in which ESPN's "Sports Center On the Road" program was broadcast live from the stadium, and a crowd of 13,107 on hand to see legendary former coach **John Gagliardi** become the winningest coach in college football history when SJU beat Bethel 29-26 on Nov. 8, 2003.

HAPPY AT HOME

The Johnnie football program is 371-102-13 (.777) all-time at Saint John's Field/Clemens Stadium (est. 1997), including a 27-8 record (.771) in the NCAA Division III Playoffs. In its last 223 games dating back to the 1987 season, SJU has a record of 194-29 (.870) in Collegeville.

SJU SCORIGAMI – EVERY SCORE IN SAINT JOHN'S FOOTBALL HISTORY



WHAT IS SCORIGAMI?

Scorigami was developed by sportswriter and analyst Jon Bois in 2016 as a way of tracking the probability of football results in the NFL. Since 2016, Bois has developed a database of every NFL score into a grid to indicate what scores have happened and how frequently. The original concept has since been adopted by other teams and institutions, most recently by Ken Landis, assistant athletic director for strategic communications, and his team at the University of Central Florida. The chart above displays every Saint John's University (Minn.) football score since 1900.

HOW TO READ THIS CHART

The horizontal axis features the winning team's score, while the losing score is reported vertically. Boxes marked in green indicate a score has happened before, with the number detailing how many times that result has occurred. The grayed out portion of the chart represents scores that can never occur. Boxes that are white have not yet happened. There are a total of 976 scores reported in the above chart. It does not include canceled or forfeited games.

MOST COMMON SCORES

Score	Times	Last Occurrence	SJU Record
6-0	17	Nov. 6, 1971 at Macalester	9-8
7-0	12	Sept. 29, 1985 vs. St. Thomas	6-6
20-0	12	Nov. 3, 1990 vs. Bethel	9-3
21-0	11	Nov. 7, 2015 at Bethel	7-4
49-0	10	Sept. 13, 2025 vs. Minnesota-Morris	10-0
13-0	10	Sept. 21, 1968 at Gustavus Adolphus	8-2
19-0	10	Oct. 12, 2019 vs. Bethel	7-3
34-0	10	Oct. 26, 2024 vs. Gustavus Adolphus	8-2
14-0	9	Oct. 9, 1982 vs. Gustavus Adolphus	6-3

467 UNIQUE SCORES

Since 1900, Saint John's football has played to 467 unique scores in a total of 978 games. SJU's last scorigami (unique score that had never happend before) was a 63-0 win over Augsburg on Homecoming at Clemens Stadium on Sept. 27, 2025.

Last 10 Unique Scores

Date	Score	Opponent	Location	Result
Sept. 27, 2025	63-0	Augsburg	Clemens Stadium	W
Dec. 7, 2024*	41-38	Susquehanna (Pa.)	Collegeville, Minn.	L
Nov. 16, 2024^	41-33	Bethel	Collegeville, Minn.	W
Oct. 12, 2024	38-31	Concordia	Moorhead, Minn.	W
Sept. 28, 2024	45-20	Bethel	Arden Hills, Minn.	W
Nov. 11, 2023	48-21	Concordia	Moorhead, Minn.	W
Oct. 7, 2023	42-23	Concordia	Collegeville, Minn.	W
Sept. 9, 2023	56-28	Wisconsin-Whitewater	Whitewater, Wis.	L
Oct. 29, 2022	56-6	St. Scholastica	Duluth, Minn.	W
Oct. 22, 2022	41-27	Gustavus Adolphus	Collegeville, Min.	W

^MIAC Championship *NCAA Third Round

28-21 IN OVERTIME

Saint John's has played to four scores of 28-21, with three of them decided in overtime. The most recent was a win on Sept. 17, 2011 at Concordia.

Date	Opponent	Location	Result
Nov. 25, 2000#	Pacific Lutheran (Wash.)	Puyallup, Wash.	W, OT
Sept. 2, 2002	Wisconsin-Eau Claire	Eau Claire, Wis.	L, OT
Nov. 8, 2008	Augsburg	Collegeville, Minn.	W
Sept. 17, 2011	Concordia	Moorhead, Minn.	W, OT

NCAA Second Round

21-18 IN THE PLAYOFFS

The most common postseason score is 21-18, having occured three times with the last on Dec. 1, 2018 at Mary Hardin Baylor (Texas) in the NCAA Quarterfinals.

Date	Opponent	Location	Result
Nov. 23, 1996#	Simpson (Iowa)	Metrodome	W
Dec. 2, 2000^	Central (Iowa)	Pella, Iowa	W
Dec. 1, 2018^	Mary Hardin-Baylor, Texas	Belton, Texas	L

NCAA First Round ^ NCAA Quarterfinals

SHUTOUTS

There have been 266 shutouts in SJU football history. The Johnnies have won 190 of those shutouts with an all-time record of 190-70-6 (.726).

Last 10 Shutouts

Date	Opponent	Location	Score	Coach
Sept. 27, 2025	vs. Augsburg	Collegeville, Minn.	W, 63-0	Gary Fasching
Sept. 20, 2025	at Hamline	St. Paul, Minn.	W, 59-0	Gary Fasching
Sept. 13, 2025	vs. Minnesota-Morris	Collegeville, Minn.	W, 49-0	Gary Fasching
Nov. 2, 2024	at St. Scholastica	Duluth, Minn.	W, 70-0	Gary Fasching
Oct. 26, 2024	Gustavus Adolphus	Collegeville, Minn.	W, 34-0	Gary Fasching
Sept. 7, 2024	Carthage, Wis.	Collegeville, Minn.	W, 49-0	Gary Fasching
Nov. 19, 2022	Northwestern*	Collegeville, Minn.	W, 49-0	Gary Fasching
Oct. 8, 2022	at Augsburg	Minneapolis, Minn.	W, 45-0	Gary Fasching
Oct. 30, 2021	St. Scholastica	Collegeville, Minn.	W, 81-0	Gary Fasching
Oct. 16, 2021	St. Olaf	Collegeville, Minn.	W, 56-0	Gary Fasching

*denotes an NCAA Division III playoff game

SCORE BREAKDOWN

Most Common Score: 6-0 (Last Occurrence: Nov. 6, 1971 at Macalester)

Most Common Winning Score: 21 (Last Occurrence: Dec. 1, 2018 at Mary Hardin-Baylor, Texas)

Most Common Losing Score: 0 (Last Occurrence: Sept. 27, 2025 vs. Augsburg)

Highest Winning Score: 98 (Last Occurrence: Sept. 2, 2017 vs. St. Scholastica)

Highest Losing Score: 47 (Last Occurrence: Nov. 23, 2019 vs. Aurora)

At Home: 232 unique scores (Most Recent: Sept. 27, 2025 vs. Augsburg)

On the Road: 214 unique scores (Most Recent: Nov. 2, 2024 at St. Scholastica)

On Homecoming: 87 unique scores (74-20-2 record in 96 games)

THE LAST TIME...

* Postseason game # Metrodome

SAINT JOHN'S Rushing

300+ Yards	Oct. 30, 2021 (371, vs. St. Scholastica)
350+ Yards	Oct. 30, 2021 (371, vs. St. Scholastica)
400+ Yards	Sept. 18, 1999 (469 vs. Macalester)
50+ Attempts	Nov. 13, 2021 (53, at Bethel)
60+ Attempts	Oct. 15, 2016 (60, vs. Carleton)
70+ Attempts	Nov. 3, 1984 (74, at Macalester)
5 Rushing TD's	Sept. 27, 2025 (5, vs. Augsburg)
6 Rushing TD's	Nov. 9, 2019 (6, at Hamline)
7 Rushing TD's	Nov. 4, 2017 (8, at Hamline)

Passing

300+ Yards	Sept. 27, 2025 (367, vs. Augsburg)
400+ Yards	Sept. 20, 2025 (441, at Hamline)
500+ Yards	<i>Never</i>
40+ Attempts	Dec. 7, 2024 (46, vs. Susquehanna, Pa.)*
50+ Attempts	Nov. 11, 2023 (51, at Concordia)
60+ Attempts	Oct. 7, 2023 (60, vs. Concordia)
30+ Completions	Dec. 7, 2024 (37, vs. Susquehanna, Pa.)*
40+ Completions	Oct. 7, 2023 (44, vs. Concordia)
4 Passing TD's	Sept. 27, 2025 (4, vs. Augsburg)
5 Passing TD's	Dec. 7, 2024 (5, vs. Susquehanna, Pa.)*
6 Passing TD's	Nov. 9, 2024 (6, vs. St. Olaf)
7 Passing TD's	Oct. 28, 2023 (8, vs. St. Scholastica)
8 Passing TD's	Oct. 28, 2023 (8, vs. St. Scholastica)
3+ Interceptions	Nov. 26, 2022 (4, vs. Wartburg, Iowa)*
4+ Interceptions	Nov. 26, 2022 (4, vs. Wartburg, Iowa)*
5+ Interceptions	Oct. 28, 2000 (5, at Bethel)

Combination Offense

300-Yard Passer + 100-Yard Rusher	Oct. 12, 2024 at Concordia (399, Aaron Syverson; 128, Caden Wheeler)
200-Yard Passer + 100-Yard Rusher + 100-Yard Receiver	Oct. 12, 2024 at Concordia (399, Aaron Syverson; 128, Caden Wheeler; 159, Dylan Wheeler/132, Marselio Mendez)
200-Yard Passer + 100-Yard Rusher	Oct. 12, 2024 at Concordia (399, Aaron Syverson; 128, Caden Wheeler)
100-Yard Rusher + 100-Yard Receiver	Oct. 12, 2024 at Concordia (128, Caden Wheeler; 159, Dylan Wheeler/132, Marselio Mendez)

Total Offense

400+ Yards	Sept. 27, 2025 (624, vs. Augsburg)
500+ Yards	Sept. 27, 2025 (624, vs. Augsburg)
600+ Yards	Sept. 27, 2025 (624, vs. Augsburg)
700+ Yards	Oct. 26, 2019 (749, at St. Olaf)
75+ Plays	Oct. 19, 2024 (75, at Carleton)
85+ Plays	Oct. 7, 2023 (87, vs. Concordia)

Scoring

14 Points or Less	Oct. 4, 2025 (L, 10-17 at Bethel)
40+ Points	Sept. 27, 2025 (W, 63-0, vs. Augsburg)
50+ Points	Sept. 27, 2025 (W, 63-0, vs. Augsburg)
60+ Points	Sept. 27, 2025 (W, 63-0, vs. Augsburg)
2-Point Conversion	Sept. 2, 2023 (W, 34-31 in OT vs. Trinity, Texas) (Aaron Syverson pass to Joey Gendreau)
Opp. Scoreless	Sept. 27, 2025 (W, 63-0, vs. Augsburg)
Opp. Scoreless (Home)	Sept. 13, 2025 (W, 49-0 vs. Minnesota-Morris)
Opp. Scoreless (Road)	Sept. 20, 2025 (W, 59-0, at Hamline)
2+ Shutouts in Season	2025 (3) 49-0 (vs. Minnesota-Morris), 59-0 (at Hamline), 63-0 (vs. Augsburg)
3+ Shutouts in Season	2025 (3) 49-0 (vs. Minnesota-Morris), 59-0 (at Hamline), 63-0 (vs. Augsburg)
4+ Shutouts in Season	2021 (4) 49-0 (at Concordia), 50-0 (vs. Augsburg), 56-0 (vs. St. Olaf), 81-0 (vs. St. Scholastica)
No Opp. Off. TD	Sept. 27, 2025 (W, 63-0, vs. Augsburg)
No Opp. Off. TD (Home)	Sept. 27, 2025 (W, 63-0, vs. Augsburg)
No Opp. Off. TD (Road)	Sept. 20, 2025 (W, 59-0, at Hamline)
Allowed 30+ Points	Dec. 7, 2024 (L, 38-41, vs. Susquehanna, Pa.)*
Allowed 40+ Points	Dec. 7, 2024 (L, 38-41, vs. Susquehanna, Pa.)*

Allowed 50+ Points	Sept. 9, 2023 (L, 28-56 at UW-Whitewater)
SJU Scoreless	Sept. 29, 1990 (L, 0-21 at Hamline)
SJU Scoreless (Home)	Nov. 4, 1978 (L, 0-17 vs. Concordia)
SJU Scoreless (Road)	Sept. 29, 1990 (L, 0-21 at Hamline)
SJU Scoreless (Neutral)	Oct. 5, 1945 (L, 0-30 vs. St. Thomas at St. Cloud)
No SJU Off. TD	Nov. 24, 2001 (W, 9-7 vs. UW-Stevens Point)*
No SJU Off. TD (Home)	Nov. 24, 2001 (W, 9-7 vs. UW-Stevens Point)*
No SJU Off. TD (Road)	Sept. 29, 1990 (L, 0-21 at Hamline)

Turnovers

No SJU Turnovers	Sept. 20, 2025 (at Hamline)
4+ SJU Turnovers	Nov. 26, 2022 (5, vs. Wartburg, Iowa)*
5+ SJU Turnovers	Nov. 26, 2022 (5, vs. Wartburg, Iowa)*
3 SJU Fumbles Lost	Nov. 5, 2016 (vs. Hamline)
4+ SJU Fumbles Lost	Sept. 29, 2018 (4, at Augsburg)
4+ Takeaways	Nov. 16, 2024 (4, vs. Bethel)
5+ Takeaways	Sept. 28, 2024 (5, at Bethel)
6+ Takeaways	Oct. 13, 2018 (7, vs. St. Thomas)

Defense

50 Rush Yards or Less	Sept. 27, 2025 (36, vs. Augsburg)
100 Pass Yards or Less	Sept. 27, 2025 (97, vs. Augsburg)
100 Total Yards or Less	Nov. 3, 2018 (98, vs. Hamline)
200 Total Yards or Less	Sept. 27, 2025 (133, vs. Augsburg)
4+ Interceptions	Sept. 28, 2024 (4, at Bethel)
5+ Interceptions	Nov. 12, 2022 (5, vs. Bethel)
Scored a Safety	Sept. 3, 2022 (W, 24-10 vs. UW-Whitewater)
Scored 2 Safeties	Sept. 3, 2022 (W, 24-10 vs. UW-Whitewater)

Miscellaneous

10 First Downs or Less	Sept. 23, 2017 (6, vs. St. Thomas at Target Field)
30+ First Downs	Sept. 27, 2025 (36, vs. Augsburg)
No Penalties	Nov. 2, 2024 (at St. Scholastica)
10+ Penalties	Oct. 5, 2024 (13, vs. Augsburg)
40:00+ of Poss.	Sept. 28, 2024 (40:06, at Bethel)
Less Than 25:00 of Poss.	Sept. 13, 2025 (24:08, vs. Minnesota-Morris)
0 Punts	Sept. 27, 2025 (vs. Augsburg)
7+ Punts	Sept. 3, 2022 (9, vs. UW-Whitewater)
10+ Punts	Dec. 2, 2000 (10, at Central, Iowa)*
Overtime Game	Sept. 2, 2023 (OT; W, 34-31 vs. Trinity, Texas)
Double-Overtime Game	Nov. 2, 2013 (2OT; L, 20-23 at Gustavus)
Triple-Overtime Game	<i>Never</i>

JOHNNIE PLAYER Rushing

100+ Yards	Oct. 12, 2024 (128, Caden Wheeler at Carleton)
150+ Yards	Oct. 20, 2018 (159, Henry Trost vs. St. Olaf)
200+ Yards	Oct. 17, 2015 (201, Sam Sura vs. Gustavus)
250+ Yards	Sept. 13, 2014 (281, Sam Sura at UW-Eau Claire)
Quarterback 100+ Yards	Nov. 13, 2021 (103, Chris Backes at Bethel)
30+ Carries	Nov. 7, 2015 (35, Sam Sura at Bethel)
35+ Carries	Nov. 7, 2015 (35, Sam Sura at Bethel)
40+ Carries	Nov. 8, 2014 (40, Sam Sura vs. Bethel)
3+ TD	Nov. 2, 2024 (3, Will Blakey at St. Scholastica)
4+ TD	Oct. 9, 2021 (4, Henry Trost vs. Augsburg)
5+ TD	Oct. 2, 2004 (5, Corey Weber vs. Hamline)
Quarterback 2+ TD	Sept. 27, 2025 (2, Zander Dittbenner vs. Augsburg)
Quarterback 3+ TD	Oct. 25, 2014 (3, Nick Martin vs. Carleton)
Quarterback 4+ TD	Nov. 20, 1976 (5, Jeff Norman vs. Augustana, Ill.)*
Quarterback 5+ TD	Nov. 20, 1976 (5, Jeff Norman vs. Augustana, Ill.)*
50-Yard Run	Oct. 19, 2024 (69, Corey Bohmert at Carleton)
60-Yard Run	Oct. 19, 2024 (69, Corey Bohmert at Carleton)
70-Yard Run	Sept. 23, 2023 (77, Devin Vouk vs. Bethel)
80-Yard Run	Oct. 20, 2018 (80, Henry Trost vs. St. Olaf)
90-Yard Run	Sept. 27, 1980 (91, Pat Stone vs. Hamline)
2 w/100+ Yards	Oct. 20, 2018 vs. St. Olaf (159, Henry Trost; 107, Adam Essler)
2 w/2+ TD Each	Sept. 20 at Hamline (2, Corey Bohmert; 2, Zander Dittbenner)

--continued on p. 26--

Passing

300+ Yards	Dec. 7, 2024 (466, Aaron Syverson vs. Susquehanna, Pa.)*
400+ Yards	Dec. 7, 2024 (466, Aaron Syverson vs. Susquehanna, Pa.)*
30+ Comp.	Dec. 7, 2024 (37, Aaron Syverson vs. Susquehanna, Pa.)*
50-Yard Comp.	Dec. 7, 2024 (89, Aaron Syverson vs. Susquehanna, Pa.)*
60-Yard Comp.	Dec. 7, 2024 (89, Aaron Syverson vs. Susquehanna, Pa.)*
70-Yard Comp.	Dec. 7, 2024 (89, Aaron Syverson vs. Susquehanna, Pa.)*
4+ TD	Dec. 7, 2024 (5, Aaron Syverson vs. Susquehanna, Pa.)*
5+ TD	Dec. 7, 2024 (5, Aaron Syverson vs. Susquehanna, Pa.)*
6+ TD	Nov. 9, 2024 (6, Aaron Syverson vs. St. Olaf)
Non-QB Passing TD	Oct. 27, 2018 (79, Will Gillach at Concordia)

Receiving

150+ Yards	Sept. 27, 2025 (166, Joey Gendreau vs. Augsburg)
200+ Yards	Dec. 7, 2024 (10, Dylan Wheeler vs. Susquehanna, Pa.)*
10+ Receptions	Sept. 27, 2025 (10, Joey Gendreau vs. Augsburg)
15+ Receptions	Nov. 8, 2003 (15, Blake Elliott vs. Bethel)
3+ TD	Sept. 20, 2025 (3, Dylan Wheeler at Hamline)
4+ TD	Nov. 10, 2018 (4, Will Gillach vs. Thomas More, Ky.)
2 w/100+ Yards	Dec. 7, 2024 vs. Susquehanna, Pa.* (167, Riley Schwellenbach; 113, Marselio Mendez)
3 w/100+ Yards	Nov. 11, 2023 at Concordia (156, Nick VanErp; 101, Alex Larson; 101, Dylan Wheeler)
2 w/2 TD Each	Nov. 16, 2024 vs. Bethel (3, Dylan Wheeler; 2, Marselio Mendez)
2 w/3 TD Each	Nov. 9, 2024 vs. St. Olaf (3, Marselio Mendez; 3, Dylan Wheeler)

Defense

15+ Tackles	Oct. 4, 2025 (17, Aiden McMahon at Bethel)
2+ Sacks	Sept. 27, 2025 (2.0, Zach Frank vs. Augsburg)
3+ Sacks	Oct. 7, 2023 (3.0, Zach Frank vs. Concordia)
Fumble Return TD	Oct. 22, 2022 (35, Metoriah Faoliu vs. Gustavus Adolphus)
2 Fumble Return TD	Sept. 24, 1994 (10 & 24 yards, Brian Kohorst vs. Augsburg)
2 Interceptions	Sept. 28, 2024 (2, Westin Hoyt at Bethel)
3 Interceptions	Sept. 3, 2016 (3, Leonard Gutierrez vs. St. Scholastica)
4 Interceptions	Oct. 18, 2003 (4, Paul Gans vs. Augsburg)
Interception TD	Sept. 13, 2025 (40, Jack St. Fleur vs. Minnesota-Morris)
2 INT TD's, 1 Player	Nov. 20, 1999 (66 & 92, Beau LaBore vs. UW-Stevens Point)*
2 INT TD's, 2 Players	Nov. 14, 2009 vs. Carleton (36, Nate Anderson lateral from Billy Lawrence; 59, Ethan Eid)

Special Teams

Kick Return TD	Nov. 19, 2016 (82, Evan Clark vs. UW-Platteville)*
Allowed Kick Return TD	Oct. 5, 2019 (99, Le'Andre Benion vs. Augsburg)
Punt Return TD	Nov. 3, 2018 (60, Max Jackson vs. Hamline)
2 PR TD's, 1 Player	Oct. 13, 2001 (66 and 46, Blake Elliott vs. Gustavus)
2 PR TD's, 2 Players	Sept. 25, 1993 vs. St. Olaf (77, Tony Lesch; 79, Mark Smith)
Allowed Punt Return TD	Oct. 6, 2007 (75, Andrew Schmiesing vs. St. Olaf)
3 FG	Nov. 10, 2012 (3, Jimmie Mattson at Bethel)
40-Yard FG	Nov. 30, 2024 (41, Conor Murphy vs. UW-La Crosse)*
60-Yard Punt	Sept. 9, 2023 (61, Spencer Ell at UW-Whitewater)
Blocked Extra Point	Nov. 30, 2024 (Charlie King vs. UW-La Crosse)*
Returned PAT for 2 Points	Oct. 18, 2014 (Trevor Warner at Gustavus)
Blocked Field Goal	Sept. 28, 2019 (Collin Franz at Carleton)
Blocked Punt	Nov. 4, 2023 (Joe Rossebo at St. Olaf)
FR TD & PR TD	Oct. 17, 1992 vs. Bethel (31-yard FR & 72-yard PR, John Beutz)
PR TD & INT TD	Dec. 14, 1963 vs. Prairie View A&M, Texas* (41-yard PR, Bob Spinner; 44-yard INT, John McCormick)

OPPONENT

100-Yard Receiver	Dec. 7, 2024 (113, Kyle Howes vs. Susquehanna, Pa.)*
100-Yard Rusher	Oct. 4, 2025 (127, Taye Manns at Bethel)
300-Yard Passer	Oct. 12, 2024 at Concordia (396, Cooper Mattern)
Blocked Extra Point	Nov. 9, 2024 vs. St. Olaf (Tate Sauerwein)
Returned PAT for 2 Points	Nov. 2, 2019 vs. Concordia (Marshall King)
Blocked Field Goal	Oct. 9, 2021 vs. Augsburg (Lionel Gates)
Blocked Punt	Sept. 14, 2024 vs. Wartburg, Iowa (Tyler Gayer)
Blocked Punt for TD	Oct. 7, 2023 (5, Owen Miller vs. Concordia)
Fumble Return TD	Nov. 26, 2022 (12, Parker Rochford vs. Wartburg, Iowa)*
Interception TD	Sept. 28, 2024 at Bethel (84, Matt Jung)
Scored a Safety	Nov. 16, 2024 (W, 41-33 vs. Bethel)

Active Career Leaders

Rushing Yards

1. Caden Wheeler (149 att.)	952
2. Corey Bohmert (55 att.)	466
3. Zander Dittbenner (37 att.)	168
4. Wyatt McCabe (18 att.)	107
5. Dylan Kirchner (21 att.)	105

Rushing Touchdowns

1. Caden Wheeler	13
2. Corey Bohmert	5
3. Zander Dittbenner	4

Passing Yards (C-A-I-TD)

1. Trey Feeney (59-77-1-6)	749
2. Zander Dittbenner (50-86-2-4)	648

Receptions

1. Dylan Wheeler	173
2. Joey Gendreau	123
3. Riley Schwellenbach	48
4. Caden Wheeler	25

Receiving Yards

1. Dylan Wheeler	2,324
2. Joey Gendreau	1,638
3. Riley Schwellenbach	819
4. Owen Amrhein	244

Receiving Touchdowns

1. Dylan Wheeler	36
2. Joey Gendreau	14
3. Riley Schwellenbach	5

Yards from Scrimmage (Rushing+Receiving)

1. Dylan Wheeler	2,324
2. Joey Gendreau	1,638
3. Caden Wheeler	1,140
4. Riley Schwellenbach	819

All-Purpose Yards (Rushing+Receiving+Returns)

1. Dylan Wheeler	2,324
2. Caden Wheeler	1,872
3. Joey Gendreau	1,638
4. Riley Schwellenbach	819

Tackles

1. Aiden McMahon	138
2. Zach Frank	89
3. Peyton Goettlicher	52
4. Jack St. Fleur	50
5. Landon Gallagher	49

Tackles for Loss

1. Zach Frank	30.5
2. Aiden McMahon	14.5
3. Landon Gallagher	11.0

Sacks

1. Zach Frank	21.0
2. Aiden McMahon	8.5
3. Landon Gallagher	6.0

Interceptions

1. Westin Hoyt	4
2. Peyton Goettlicher	2
Jack St. Fleur	2
Blake Simonson	2
5. Nolan Dumonceaux	1
Landon Gallagher	1
Alex Harren	1
Aiden McMahon	1
Mark Rogalski	1

CHAMPIONSHIP HISTORY

37

22

21

18

6

6

SJU



BU




MIAC CHAMPIONSHIPS

Despite missing the first season of MIAC football in 1920, Saint John's leads all member schools with 37 conference championships, won or shared, in 102 MIAC seasons. That's more than one title every three seasons, over 10 decades.



NATIONAL CHAMPIONSHIPS: 1963, 1965, 1976, 2003



A WINNING TRADITION











WINNINGEST PROGRAM IN NCAA DIVISION III HISTORY

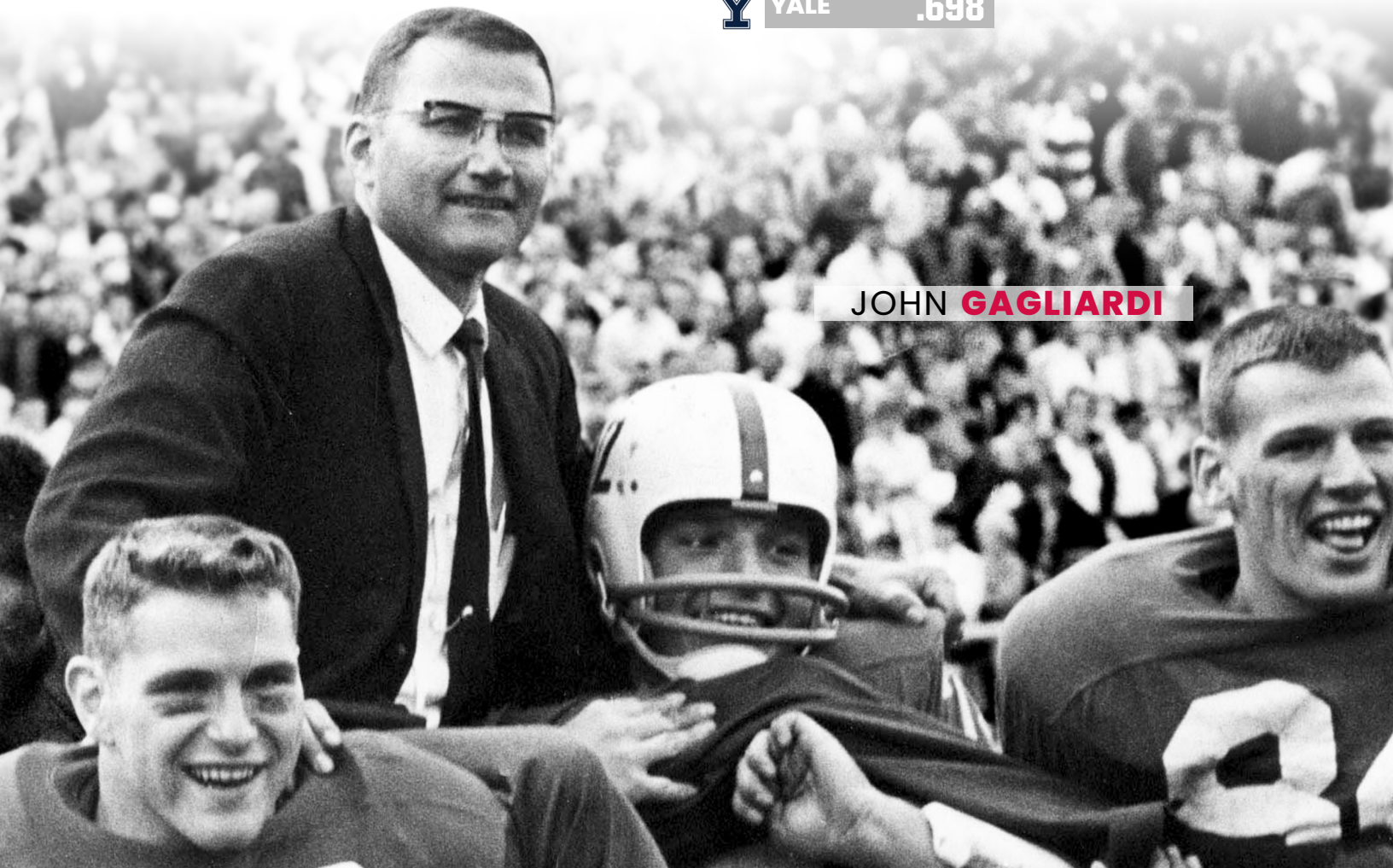
Saint John's enters the 2025 season with a .723 winning percentage, which leads all NCAA Division III institutions. The mark is tied with Oklahoma for fifth in all of college football, behind household names like Ohio State (.736), Michigan (.733), Alabama (.733) and Notre Dame (.732). That's good company.

**Entering the 2025 season*



JOE **BENDA**

	OHIO STATE	.736
	MICHIGAN	.733
	ALABAMA	.733
	NOTRE DAME	.732
	SAINT JOHN'S	.723
	OKLAHOMA	.723
	LINFIELD	.705
	TEXAS	.705
	WHITEWATER	.703
	YALE	.698



JOHN **GAGLIARDI**

A LEGACY OF EXCELLENCE

BLAKE
ELLIOTT



Since **Edward Callanan** was named an All-American in 1938, Saint John's football has had 153 more selections, beginning a tradition of All-American excellence on the field. Guard **Chuck Froehle** was the first-repeat and first three-time selection in program history (1954, 1955 and 1956). He is one of 29 players to earn more than one All-America award. SJU has had more than one All-American in 40 seasons and 24 seasons with three selections or more.



CAM McCAMBRIDGE



AARON SYVERSON



RAVI ALSTON



BOBBY FISCHER



ALEX
LARSON

LEADING THE MIAC IN ALL-AMERICANS


SJU's 154 All-America selections are the most by any MIAC school by nearly four times over. All other current MIAC institutions have had a combined 179 All-Americans. Four schools – Carleton, Concordia, Gustavus Adolphus and Hamline – earned over half of their All-America awards before the 2000 season.

Eleven Johnnies have earned 14 All-America honors since 2021, including five in the 2024 season. Three All-Americans (defensive lineman **Zach Frank**, tight end **Joey Gendreau** and wide receiver **Dylan Wheeler**) return for their senior season in 2025. No other team in the conference returned a 2024 All-American.

Five of the current coaches on the SJU staff were named All-Americans during their tenure as Saint John's players: **Brandon Novak**, **Damien Dumonceaux**, **Josh Bungum**, **Ben Eli** and **Max Jackson**. Novak (1998 and 1999) and Jackson (2017 and 2018) were both multi-year selections in their careers, and were also multi-sport athletes (wrestling and baseball).

SJU

154



SINCE 2000

SJU

70

BU

32



15



13



9



6

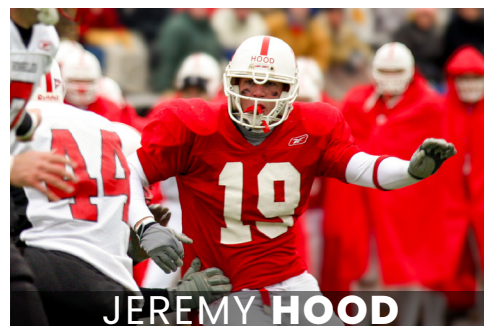


5

Saint John's football has had a total of 70 All-Americans since 2000 - nearly more than every other MIAC school combined. Of those 70 All-Americans, 14 earned more than one selection to an All-America team, while five were three-time honorees: **Blake Elliott** '03 (2001, 2002, 2003), **Dan Greenheck** '20 (2017, 2018, 2019), **Jeremy Hood** '04 (2001, 2002, 2003), **Alex Larson** '23 (2021, 2022, 2023) and **Cam McCambridge** '03 (2001, 2002, 2003). SJU has had an All-American in 22 of the last 25 years, missing just two competitive seasons: 2013 and 2008 (not including the cancelled 2020 season). More than one Johnnie has been named an All-American in 19 of those 22 seasons, with a program-record seven selections in 2019.



SAM SURA



JEREMY HOOD

70 ALL-AMERICANS SINCE 2000

30 MULTI-TIME ALL-AMERICANS

10 YEAR STREAK OF ALL-AMERICANS



MAX JACKSON

70 ALL-AMERICANS IN 25 YEARS

PLAYER	POSITION	YEAR	PLAYER	POSITION	YEAR
Nate Kirschner	Tight End	2000	Josh Bungum	Returner	2015
Beau LaBore	Linebacker	2000	Carter Hanson	Linebacker	2015
Tom Linnemann	Quarterback	2000	Sam Sura	Running Back	2015
Chris Moore	Running Back	2000	Peyton Thiry	Defensive Line	2015
Chris Salvato	Offensive Line	2000	Ben Eli	Offensive Line	2016
Alex Wesley	Defensive Line	2000	Carter Hanson	Linebacker	2016
Ryan Danielson	Defensive End	2001	Dan Greenheck	Offensive Line	2017
Blake Elliott	Wide Receiver	2001	Max Jackson	Defensive Back	2017
Jeremy Hood	Defensive End	2001	Tommy Auger	Tight End	2018
Cam McCambridge	Linebacker	2001	Nathan Brinker	Defensive Line	2018
Blake Elliott	Wide Receiver	2002	Jackson Erdmann	Quarterback	2018
Jeremy Hood	Defensive End	2002	Will Gillach	Wide Receiver	2018
Dan Kosel	Offensive Line	2002	Dan Greenheck	Offensive Line	2018
Cam McCambridge	Linebacker	2002	Max Jackson	Defensive Back	2018
Jason Pflipsen	Defensive Back	2002	Ravi Alston	Wide Receiver	2019
Justin Cass	Offensive Line	2003	Ben Barch	Offensive Line	2019
Blake Elliott	Wide Receiver	2003	Jackson Erdmann	Quarterback	2019
Jeremy Hood	Defensive End	2003	Dan Greenheck	Offensive Line	2019
Cam McCambridge	Linebacker	2003	Chris Harris	Defensive Back	2019
Ryan Weinandt	Defensive Line	2003	Danny Pietruszewski	Linebacker	2019
Jason Good	Defensive Line	2004	J.W. Windsor	Defensive Line	2019
Damien Dumonceaux	Defensive Line	2005	Ravi Alston	Wide Receiver	2021
Matt Nelson	Offensive Line	2005	Alex Larson	Tight End	2021
Nick Gunderson	Defensive Line	2006	Nick Neumann	Offensive Line	2021
Kevin McNamara	Defensive Line	2006	Michael Wozniak	Defensive Line	2021
Nick Gunderson	Defensive Line	2007	Metorah Faoliu	Defensive Line	2022
Andrew Salvato	Offensive Line	2007	Alex Larson	Tight End	2022
Kyle Schroeder	Defensive Line	2009	Michael Wozniak	Defensive Line	2022
Ryan Wimmer	Linebacker	2009	Joe Jaeger	Offensive Line	2023
Kyle Schroeder	Defensive Line	2010	Alex Larson	Tight End	2023
Bobby Fischer	Defensive Back	2011	Zach Frank	Offensive Line	2024
Bobby Fischer	Defensive Back	2012	Joey Gendreau	Tight End	2024
Jimmie Mattson	Kicker	2012	Nick McKenzie	Offensive Line	2024
Ross Carlson	Offensive Line	2014	Aaron Syverson	Quarterback	2024
Sam Sura	Running Back	2014	Dylan Wheeler	Wide Receiver	2024



OL

BEN **BARTCH**

DL

DAMIEN **DUMONCEAUX**

DL

ZACH **FRANK**

OL

DAN **GREENHECK**

DL

NICK **GUNDERSON**


SJU ALL-AMERICA LINEMEN

PLAYER	POSITION	YEAR
Roger Ludwig	Offensive Tackle	1958
Sev Youso	Offensive Tackle	1958
Felix Mannella	Offensive Guard	1959
Bob Gavin	Offensive Guard	1961
Fred Philipson	Offensive Tackle	1961
Bob Stolz	Offensive Tackle	1961
John McDowell	Offensive Tackle	1962
Tom McIntyre	Offensive Tackle	1962
Bill Wagner	Center	1962
Dave Honer	Offensive Guard	1963
John McDowell	Defensive Tackle	1963
Michael Collins	Def./Off. Tackle	1964
Fred Cremer	Offensive Tackle	1964
Jack Hickey	Center	1964
Michael Collins	Def./Off. Tackle	1965
Fred Cremer	Offensive Tackle	1965
Fred Cremer	Offensive Tackle	1966
Lyle Mathiasen	Offensive Line	1973
Ernie England	Defensive Line	1978
Ernie England	Defensive Line	1979
John Sowada	Offensive Line	1982
Jeff Chalmers	Offensive Line	1983
Steve O'Toole	Defensive Line	1991
Burt Chamberlin	Offensive Line	1992
Burt Chamberlin	Offensive Line	1993
Jim Wagner	Defensive Line	1993
Brian Kohorst	Defensive Line	1994
Jim Wagner	Defensive Line	1994
Jesse Redepenning	Offensive Line	1995
Jesse Redepenning	Offensive Line	1996
Matt Griffith	Defensive Line	1997

PLAYER	POSITION	YEAR
Joe Kaczrowski	Defensive Line	1998
Chris Salvato	Offensive Line	2000
Alex Wesley	Defensive Line	2000
Dan Kosel	Offensive Line	2002
Justin Cass	Offensive Line	2003
Ryan Weinandt	Defensive Line	2003
Jason Good	Defensive Line	2004
Damien Dumonceaux	Defensive Line	2005
Matt Nelson	Offensive Line	2005
Nick Gunderson	Defensive Line	2006
Kevin McNamara	Defensive Line	2006
Nick Gunderson	Defensive Line	2007
Andrew Salvato	Offensive Line	2007
Kyle Schroeder	Defensive Line	2009
Kyle Schroeder	Defensive Line	2010
Ross Carlson	Offensive Line	2014
Peyton Thiry	Defensive Line	2015
Ben Eli	Offensive Line	2016
Dan Greenheck	Offensive Line	2017
Nathan Brinker	Defensive Line	2018
Dan Greenheck	Offensive Line	2018
Ben Bartch	Offensive Line	2019
Dan Greenheck	Offensive Line	2019
J.W. Windsor	Defensive Line	2019
Nick Neumann	Offensive Line	2021
Michael Wozniak	Defensive Line	2021
Metorah Faoliu	Defensive Line	2022
Michael Wozniak	Defensive Line	2022
Joe Jaeger	Offensive Line	2023
Zach Frank	Offensive Line	2024
Nick McKenzie	Offensive Line	2024

65

ALL-AMERICAN LINEMEN



JIM **WAGNER**

LINEMAN U


SJU has produced a long line of success across the offensive and defensive lines, with a total of 65 All-America honors among 53 student-athletes. That number is more than any other MIAC program's total All-Americans. In comparison, Bethel has 41 All-Americans, all-time. The Johnnies have had an All-American on the offensive line in seven of the last eight seasons and on the defensive line in five of the last six.

THE GAGLIARDI TROPHY

PRESENTED ANNUALLY TO THE OUTSTANDING FOOTBALL PLAYER IN NCAA DIVISION III FOOTBALL BY THE J-CLUB OF SAINT JOHN'S UNIVERSITY.


The Gagliardi Trophy is presented by Stearns Bank to the most outstanding football player in NCAA Division III and has been given annually since 1993. It recognizes excellence in athletics, academics and community service. The award is named after **John Gagliardi**, Saint John's legendary Hall of Fame head football coach who passed away at the age of 91 in 2018.

John retired in 2012 with 489 career victories, the most in college football history. Stearns Bank's long-time CEO Norm Skalicky and Gagliardi were good friends and admirers of one another. Both became legends in their respective fields - not just because of their success, but because of how they looked uniquely upon their work.



Nominations are submitted by colleges across the country, and the semi-finalists are selected by the J-Club Board of Directors. The Gagliardi Trophy national-selection committee (voters) is comprised of 18 Division III coaches (three from each NCAA Region), six Division III administrators (one from each region), 12 regional notable voters (two from each region) and six national voters with Division III backgrounds. No J-Club members vote as part of the national-selection committee.

Since its inception, SJU has had 17 finalists - the second-most of any Division III institution. Saint John's has had four athletes win the trophy named after their program's long-time head coach: wide receiver **Chris Palmer** (1995), wide receiver/returner **Blake Elliott** (2003), linebacker **Carter Hanson** (2016) and quarterback **Jackson Erdmann** (2018).



CHRIS PALMER



CARTER HANSON



BLAKE ELLIOTT



JACKSON ERDMANN

GAGLIARDI TROPHY FINALISTS

PLAYER	POSITION	YEAR
Willie Seiler	Quarterback	1993
Matt Malmberg	Running Back	1994
Chris Palmer*	Wide Receiver	1995
Kurt Ramler	Quarterback	1996
Tom Linnemann	Quarterback	2000
Blake Elliott	Wide Receiver/Return	2002
Blake Elliott*	Wide Receiver/Return	2003
Damien Dumonceaux	Defensive Tackle	2005
Alex Kofoed	Quarterback	2007
Sam Sura	Running Back	2014
Sam Sura	Running Back	2015
Carter Hanson*	Linebacker	2016
Jackson Erdmann*	Quarterback	2018
Jackson Erdmann	Quarterback	2019
Michael Wozniak	Defensive Line	2022
Aaron Syverson	Quarterback	2023
Aaron Syverson	Quarterback	2024

**denotes winner*





GAME ONE



49



0

SATURDAY, SEPT. 13, 2025 | BLAKE ELLIOTT DAY
COLLEGEVILLE, MINN. | CLEMENS STADIUM



GAME 1: SAINT JOHN'S 49, MINNESOTA-MORRIS 0

Saturday, Sept. 13 | Blake Elliott Day
Collegeville, Minn. | Clemens Stadium | Attendance: 8,759



	1st	2nd	3rd	4th	Final
Minnesota-Morris (0-2)	0	0	0	0	0
Saint John's (2-0)	7	14	28	0	0

SCORING SUMMARY

QTR	TIME	TEAM		DRIVE	UMM	SJU
1st	00:00	SJU	Caden Wheeler 3 yd run (Matt Hansen kick),	7 plays, 67 yards, TOP 4:13	0	7
2nd	10:08	SJU	Corey Bohmert 20 yd run (Matt Hansen kick),	5 plays, 65 yards, TOP 2:07	0	14
2nd	06:10	SJU	Joey Gendreau 8 yd pass from Trey Feeney (Matt Hansen kick)	5 plays, 61 yards, TOP 2:07	0	21
3rd	13:32	SJU	Joey Gendreau 35 yd pass from Z. Dittbenner (Matt Hansen kick)	3 plays, 68 yards, TOP 1:24	0	28
3rd	07:53	SJU	Dylan Wheeler 1 yd pass from Trey Feeney (Matt Hansen kick)	3 plays, 43 yards, TOP 1:31	0	35
3rd	06:52	SJU	Jack St. Fleur 40 yd interception (Matt Hansen kick)		0	42
3rd	01:50	SJU	Caden Wheeler 9 yd run (Matt Hansen kick),	6 plays, 63 yards, TOP 3:17	0	49

TEAM STATISTICS

	UMM	SJU
FIRST DOWNS	9	23
Rushing	5	10
Passing	3	13
Penalty	1	0
NET YARDS RUSHING	79	197
Rushing Attempts	40	24
Average Per Rush	2.0	8.2
Rushing Touchdowns	0	3
Yards Gained Rushing	118	210
Yards Lost Rushing	39	13
NET YARDS PASSING	45	291
Completions-Attempts-Int	8-16-1	20-24-1
Average Per Attempt	2.8	12.1
Average Per Completion	5.6	14.6
Passing Touchdowns	0	3
TOTAL OFFENSE YARDS	124	488
Total offense plays	56	48
Average Gain Per Play	2.2	10.2
Fumbles: Number-Lost	3-1	3-2
Penalties: Number-Yards	0-0	3-25
PUNTS-YARDS	7-272	1-39
Average Yards Per Punt	38.9	39.0
Net Yards Per Punt	35.3	39.0
Inside 20	1	1
50+ Yards	1	0
Touchbacks	0	0
Fair catch	1	0
KICKOFFS-YARDS	1-50	8-465
Average Yards Per Kickoff	50.0	58.1
Net Yards Per Kickoff	33.0	41.6
Touchbacks	0	0
Fair Catch Yards	0	0
Punt returns: Number-Yards-TD	0-0-0	4-25-0
Average Per Return	0.0	6.2
Kickoff returns: Number-Yds-TD	8-132-0	1-17-0
Average Per Return	16.5	17.0
Interceptions: Number-Yds-TD	1-0-0	1-40-1
Fumble Returns: Number-Yds-TD	0-0-0	0-0-0
Miscellaneous Yards	0	0
Possession Time	35:52	24:08
1st Quarter	7:16	7:44
2nd Quarter	8:13	6:47
3rd Quarter	8:44	6:16
4th Quarter	11:39	3:21
Third-Down Conversions	5 of 15	0 of 1
Fourth-Down Conversions	0 of 2	0 of 0
Red-Zone Scores-Chances	0-2	5-6
Touchdowns	0-2	5-6
Field goals	0-2	0-6
Sacks By: Number-Yards	1-7	3-16
PAT Kicks	0-0	7-7
Field Goals	0-0	0-0
Points off turnovers	0	14

PASSING STATS

	CMP-ATT-INT	YDS	TD	LONG	SACK
Trey Feeney	12-13-0	141	2	30	0
Zander Dittbenner	7-10-1	138	1	35	1
Lucas Jansky	1-1-0	12	0	12	0
TOTALS	20-24-1	291	3	35	1

RUSHING STATS

	NO.	GAIN	LOSS	NET	TD	LONG	AVG.
Caden Wheeler	8	83	2	81	2	25	10.1
Corey Bohmert	5	73	0	73	1	29	14.6
Dylan Kirchner	3	22	4	18	0	14	6.0
Wyatt McCabe	1	8	0	8	0	8	8.0
Logan Eisele	2	8	0	8	0	6	4.0
Zander Dittbenner	4	13	7	6	0	6	1.5
Lucas Jansky	1	3	0	3	0	3	3.0
TOTALS	24	210	13	197	3	29	8.2

RECEIVING STATS

	NO.	YDS	TD	LONG
Joey Gendreau	8	124	2	35
Caden Wheeler	3	44	0	17
Dylan Wheeler	3	29	1	24
Riley Schwellenbach	2	62	0	32
Farris Amegankpoe	1	12	0	12
Thomas Jacobs	1	8	0	8
Owen Amrhein	1	6	0	6
Dylan Kirchner	1	6	0	6
TOTALS	20	291	3	35

DEFENSE STATS

	SOLO	AST	TOT	TFL/YDS	SK/YDS	FF	FR/YDS	INT	BR	BLK	QBH
Aiden McMahon	5	4	9	1.0/1	-/-	1	1/-	-	1	-	-
Jack St. Fleur	4	1	5	-/-	-/-	-	-/-	1-40	-	-	-
Landon Danner	2	3	5	1.0/2	0.5/1	-	-/-	-	-	-	-
Evan Wahlin	2	3	5	1.0/3	-/-	-	-/-	-	-	-	-
Grady Minnerath	1	4	5	1.0/-	0.5/-	-	-/-	-	-	-	-
Peyton Goettlicher	1	3	4	0.5/1	-/-	-	-/-	-	-	-	-
Melvin Wallace	1	3	4	1.0/3	-/-	-	-/-	-	-	-	-
Jack Krza	2	2	4	-/-	-/-	-	-/-	-	-	-	-
Chandler Obering	1	2	3	1.5/4	-/-	1	-/-	-	-	-	-
Cole Engen	1	2	3	0.5/4	0.5/4	-	-/-	-	-	-	-
Zach Frank	1	2	3	1.5/11	1.5/11	-	-/-	-	-	-	1
Jawahn Cockfield	-	3	3	1.0/1	-/-	-	-/-	-	-	-	-
Mark Rogalski	-	2	2	-/-	-/-	-	-/-	-	-	-	-
Vincent Pyne	2	-	2	-/-	-/-	-	-/-	-	1	-	-
Adam Schavey	2	-	2	-/-	-/-	-	-/-	-	-	-	-
Zachariah Hunter	1	1	2	-/-	-/-	-	-/-	-	-	-	-
Aaron Baisley	1	1	2	-/-	-/-	-	-/-	-	-	-	-
Hudson Poole	2	-	2	-/-	-/-	-	-/-	-	-	-	-
John Karkula	-	1	1	-/-	-/-	-	-/-	-	-	-	-
Nolan Dumonceaux	1	-	1	-/-	-/-	-	-/-	-	-	-	-
Will Peroutka	1	-	1	-/-	-/-	-	-/-	-	1	-	-
Joey Moberg	-	1	1	-/-	-/-	-	-/-	-	-	-	-
Isaac Potter	-	1	1	-/-	-/-	-	-/-	-	-	-	-
Alex Harren	1	-	1	-/-	-/-	-	-/-	-	-	-	-
Charlie Ryks	-	1	1	-/-	-/-	-	-/-	-	-	-	-
Tyler Smith	1	-	1	-/-	-/-	-	-/-	-	-	-	-
Eric Jurek	-	1	1	-/-	-/-	-	-/-	-	-	-	-
Riley DeRosier	-	1	1	-/-	-/-	-	-/-	-	-	-	-



GAME TWO



59



0

SATURDAY, SEPT. 20, 2025
ST. PAUL, MINN. | KLAS FIELD



GAME 2: SAINT JOHN'S 59, HAMLINE 0

Saturday, Sept. 20

St. Paul, Minn. | Klas Field | Attendance: 450



	1st	2nd	3rd	4th	Final
Saint John's (2-0, 1-0 MIAC)	21	17	14	7	59
Hamline (1-1, 0-1 MIAC)	0	0	0	0	0

SCORING SUMMARY

QTR	TIME	TEAM		DRIVE	HAM	SJU
1st	11:22	SJU	Dylan Wheeler 3 yd pass from Trey Feeney (Matt Hansen kick)	8 plays, 75 yards, TOP 3:38	7	0
1st	04:23	SJU	Corey Bohmert 4 yd run (Matt Hansen kick),	5 plays, 75 yards, TOP 1:48	14	0
1st	01:11	SJU	Z. Dittbenner 8 yd run (Matt Hansen kick),	5 plays, 25 yards, TOP 1:40	21	0
2nd	10:01	SJU	Z. Dittbenner 12 yd run (Matt Hansen kick),	6 plays, 94 yards, TOP 3:21	28	0
2nd	04:03	SJU	Corey Bohmert 9 yd run (Matt Hansen kick),	1 plays, 9 yards, TOP 0:08	35	0
2nd	01:05	SJU	Matt Hansen 37 yd field goal	6 plays, 26 yards, TOP 1:00	38	0
3rd	12:05	SJU	Dylan Wheeler 19 yd pass from Z. Dittbenner (Matt Hansen kick)	3 plays, 59 yards, TOP 1:23	45	0
3rd	06:50	SJU	Dylan Wheeler 3 yd pass from Trey Feeney (Matt Hansen kick)	8 plays, 61 yards, TOP 4:22	52	0
4th	06:47	SJU	Cade Berg 20 yd pass from Reece Dawson (Matt Hansen kick)	10 plays, 69 yards, TOP 5:23	59	0

TEAM STATISTICS

	SJU	HAM
FIRST DOWNS	30	9
Rushing	9	2
Passing	20	6
Penalty	1	1
NET YARDS RUSHING	177	28
Rushing Attempts	36	23
Average Per Rush	4.9	1.2
Rushing Touchdowns	4	0
Yards Gained Rushing	186	63
Yards Lost Rushing	9	35
NET YARDS PASSING	441	170
Completions-Attempts-Int	26-38-0	15-27-3
Average Per Attempt	11.6	6.3
Average Per Completion	17.0	11.3
Passing Touchdowns	4	0
TOTAL OFFENSE YARDS	618	198
Total offense plays	74	50
Average Gain Per Play	8.4	4.0
Fumbles: Number-Lost	0-0	2-0
Penalties: Number-Yards	2-25	6-34
PUNTS-YARDS	2-75	9-287
Average Yards Per Punt	37.5	31.9
Net Yards Per Punt	35.5	29.7
Inside 20	1	2
50+ Yards	0	1
Touchbacks	0	1
Fair catch	1	7
KICKOFFS-YARDS	10-510	1-65
Average Yards Per Kickoff	51.0	65.0
Net Yards Per Kickoff	43.5	40.0
Touchbacks	1	1
Fair Catch Yards	64	0
Punt returns: Number-Yards-TD	0-0-0	1-4-0
Average Per Return	0.0	4.0
Kickoff returns: Number-Yds-TD	0-0-0	3-50-0
Average Per Return	0.0	16.7
Interceptions: Number-Yds-TD	3-55-0	0-0-0
Fumble Returns: Number-Yds-TD	0-0-0	0-0-0
Miscellaneous Yards	0	0
Possession Time	33:34	26:26
1st Quarter	7:06	7:54
2nd Quarter	6:25	8:35
3rd Quarter	9:31	5:29
4th Quarter	10:32	4:28
Third-Down Conversions	3 of 9	1 of 11
Fourth-Down Conversions	2 of 3	0 of 0
Red-Zone Scores-Chances	9-10	0-1
Touchdowns	8-10	0-1
Field goals	1-10	0-1
Sacks By: Number-Yards	3-26	0-0
PAT Kicks	8-8	0-0
Field Goals	1-1	0-0
Points off turnovers	7	0

PASSING STATS

	CMP-ATT-INT	YDS	TD	LONG	SACK
Trey Feeney	14-20-0	215	2	29	0
Zander Dittbenner	8-12-0	160	1	53	0
Lucas Jansky	3-5-0	46	0	29	0
Reece Dawson	1-1-0	20	1	20	0
TOTALS	26-38-0	441	4	53	0

RUSHING STATS

	NO.	GAIN	LOSS	NET	TD	LONG	AVG.
Dylan Kirchner	7	43	0	43	0	9	6.1
Corey Bohmert	7	40	0	40	2	11	5.7
Zander Dittbenner	5	35	3	32	2	12	6.4
Tyler Hoheisel	3	25	0	25	0	14	8.3
Maverick Harper	2	14	0	14	0	11	7.0
Trey Feeney	1	12	0	12	0	12	12.0
Logan Eisele	4	5	0	5	0	2	1.2
Lucas Jansky	2	4	0	4	0	2	2.0
Wyatt McCabe	3	8	4	4	0	5	1.3
TEAM	2	0	2	-2	0	0	-1.0
TOTALS	36	186	9	177	4	14	4.9

RECEIVING STATS

	NO.	YDS	TD	LONG
Joey Gendreau	9	137	0	24
Dylan Wheeler	6	79	3	29
Riley Schwellenbach	5	140	0	53
Sam Nolan	1	29	0	29
Cade Berg	1	20	1	20
Andrew Harren	1	10	0	10
Thomas Jacobs	1	9	0	9
Dylan Kirchner	1	9	0	9
Joey Moberg	1	8	0	8
TOTALS	26	441	4	53

DEFENSE STATS

	SOLO	AST	TOT	TFL/YDS	SK/YDS	FF	FR/YDS	INT	BR	BLK	QBH
Aiden McMahon	5	1	6	-/-	-/-	-	-/-	-	-	-	-
Peyton Goettlicher	5	1	6	1.0/3	-/-	1	-/-	-	-	-	-
Landon Danner	2	2	4	-/-	-/-	-	-/-	-	-	-	-
Jawahn Cockfield	3	1	4	-/-	-/-	-	-/-	-	-	-	1
Riley DeRosier	-	3	3	-/-	-/-	-	-/-	-	-	-	-
Zach Frank	3	-	3	3.0/10	1.0/4	-	-/-	-	-	-	-
Mark Rogalski	1	1	2	-/-	-/-	-	-/-	1-0	-	-	-
Vincent Pyne	1	1	2	-/-	-/-	-	-/-	-	-	-	-
Zachariah Hunter	-	2	2	-/-	-/-	-	-/-	-	-	-	-
Westin Hoyt	2	-	2	-/-	-/-	-	-/-	1-45	-	-	-
Alex Harren	-	2	2	-/-	-/-	-	-/-	-	-	-	-
Charlie Ryks	-	2	2	0.5/1	-/-	-	-/-	-	-	-	-
Jack Krza	1	1	2	-/-	-/-	-	-/-	-	-	-	-
Tommy Gilmore	2	-	2	1.0/5	1.0/5	-	-/-	-	-	-	-
Jack St. Fleur	-	1	1	-/-	-/-	-	-/-	-	-	-	-
Adam Schavey	-	1	1	-/-	-/-	-	-/-	-	-	-	1
Blake Simonson	-	1	1	-/-	-/-	-	-/-	-	1	-	-
Will Peroutka	1	-	1	-/-	-/-	-	-/-	-	2	-	-
Isaac Potter	-	1	1	0.5/2	-/-	-	-/-	-	-	-	-
Matt Hansen	1	-	1	-/-	-/-	-	-/-	-	-	-	-
Hudson Poole	1	-	1	-/-	-/-	-	-/-	-	-	-	-
Logan Eisele	1	-	1	-/-	-/-	-	-/-	-	-	-	-
J.P. Weber	-	1	1	-/-	-/-	-	-/-	-	-	-	-
Jayden Leach	1	-	1	-/-	-/-	-	-/-	-	-	-	-
Grady Minnerath	1	-	1	1.0/17	1.0/17	-	-/-	-	-	-	-
Chandler Obering	1	-	1	-/-	-/-	-	-/-	-	-	-	-
Nolan Dumonceaux	-	-	-	-/-	-/-	-	-/-	1-10	-	-	-



GAME THREE



63



0

SATURDAY, SEPT. 27, 2025 | HOMECOMING
COLLEGEVILLE, MINN. | CLEMENS STADIUM



GAME 3: SAINT JOHN'S 63, AUGSBURG 0



Saturday, Sept. 27 | Homecoming
Collegeville, Minn. | Clemens Stadium | Attendance: 8,134

	1st	2nd	3rd	4th	Final
Augsburg (1-2, 1-1 MIAC)	0	0	0	0	0
Saint John's (3-0, 2-0 MIAC)	14	21	14	14	63

SCORING SUMMARY

QTR	TIME	TEAM		DRIVE	AUG	SJU
1st	09:30	SJU	Dylan Wheeler 21 yd pass from Z. Dittbenner (Matt Hansen kick)	9 plays, 72 yards, TOP 2:44	0	7
1st	02:49	SJU	Z. Dittbenner 16 yd run (Matt Hansen kick)	9 plays, 80 yards, TOP 4:59	0	14
2nd	11:07	SJU	Caden Wheeler 1 yd run (Matt Hansen kick)	11 plays, 77 yards, TOP 4:22	0	21
2nd	09:05	SJU	Joey Gendreau 37 yd pass from Trey Feeney (Matt Hansen kick)	2 plays, 80 yards, TOP 0:57	0	28
2nd	01:13	SJU	Z. Dittbenner 21 yd run (Matt Hansen kick)	4 plays, 53 yards, TOP 1:56	0	35
3rd	12:02	SJU	Caden Wheeler 7 yd run (Matt Hansen kick)	5 plays, 61 yards, TOP 2:48	0	42
3rd	06:04	SJU	Carson Hegerle 4 yd pass from Trey Feeney (Matt Hansen kick)	7 plays, 70 yards, TOP 2:56	0	49
4th	12:46	SJU	Corey Bohmert 12 yd run (Matt Hansen kick)	11 plays, 79 yards, TOP 5:19	0	56
4th	03:30	SJU	Wyatt McCabe 10 yd pass from Lucas Jansky (Henry Sievers kick)	9 plays, 48 yards, TOP 5:05	0	63

TEAM STATISTICS

	AUG	SJU
FIRST DOWNS	11	36
Rushing	2	16
Passing	6	17
Penalty	3	3
NET YARDS RUSHING	36	257
Rushing Attempts	27	32
Average Per Rush	1.3	8.0
Rushing Touchdowns	0	5
Yards Gained Rushing	70	260
Yards Lost Rushing	34	3
NET YARDS PASSING	97	367
Completions-Attempts-Int	17-28-0	25-37-0
Average Per Attempt	3.5	9.9
Average Per Completion	5.7	14.7
Passing Touchdowns	0	4
TOTAL OFFENSE YARDS	133	624
Total offense plays	55	69
Average Gain Per Play	2.4	9.0
Fumbles: Number-Lost	1-1	1-1
Penalties: Number-Yards	13-85	7-70
PUNTS-YARDS	7-290	0-0
Average Yards Per Punt	41.4	0.0
Net Yards Per Punt	36.4	0.0
Inside 20	0	0
50+ Yards	2	0
Touchbacks	1	0
Fair catch	2	0
KICKOFFS-YARDS	1-56	10-593
Average Yards Per Kickoff	56.0	59.3
Net Yards Per Kickoff	26.0	41.8
Touchbacks	0	5
Fair Catch Yards	0	0
Punt returns: Number-Yards-TD	0-0-0	1-15-0
Average Per Return	0.0	15.0
Kickoff returns: Number-Yds-TD	4-50-0	1-30-0
Average Per Return	12.5	30.0
Interceptions: Number-Yds-TD	0-0-0	0-0-0
Fumble Returns: Number-Yds-TD	0-0-0	0-0-0
Miscellaneous Yards	0	0
Possession Time	27:57	32:03
1st Quarter	6:48	8:12
2nd Quarter	8:14	6:46
3rd Quarter	6:01	8:59
4th Quarter	6:54	8:06
Third-Down Conversions	3 of 13	9 of 9
Fourth-Down Conversions	1 of 2	0 of 0
Red-Zone Scores-Chances	0-0	7-7
Touchdowns	0-0	7-7
Field goals	0-0	0-7
Sacks By: Number-Yards	1-1	3-15
PAT Kicks	0-0	9-9
Field Goals	0-0	0-0
Points off turnovers	0	0

PASSING STATS

	CMP-ATT-INT	YDS	TD	LONG	SACK
Trey Feeney	14-21-0	212	2	43	0
Zander Dittbenner	9-14-0	139	1	25	0
Lucas Jansky	2-2-0	16	1	10	1
TOTALS	25-37-0	367	4	43	1

RUSHING STATS

	NO.	GAIN	LOSS	NET	TD	LONG	AVG.
Caden Wheeler	12	87	0	87	2	16	7.2
Corey Bohmert	9	82	0	82	1	19	9.1
Zander Dittbenner	2	37	0	37	2	21	18.5
Wyatt McCabe	2	36	0	36	0	25	18.0
Dylan Kirchner	3	13	0	13	0	7	4.3
Lucas Jansky	4	5	3	2	0	4	0.5
TOTALS	32	260	3	257	5	25	8.0

RECEIVING STATS

	NO.	YDS	TD	LONG
Joey Gendreau	10	166	1	43
Dylan Wheeler	7	96	1	26
Carson Hegerle	3	34	1	17
Riley Schwellenbach	2	41	0	25
Owen Amrhein	1	14	0	14
Wyatt McCabe	1	10	1	10
Cade Berg	1	6	0	6
TOTALS	25	367	4	43

DEFENSE STATS

	SOLO	AST	TOT	TFL/YDS	SK/YDS	FF	FR/YDS	INT	BR	BLK	QBH
Landon Danner	4	1	5	1.0/2	-/-	-	-/-	-	-	-	-
Peyton Goettlicher	5	-	5	-/-	-/-	-	-/-	-	1	-	-
Grady Minnerath	2	2	4	2.0/10	1.0/4	-	-/-	-	-	-	-
Joey Gendreau	2	1	3	-/-	-/-	-	-/-	-	-	-	-
Adam Schavey	1	2	3	-/-	-/-	-	-/-	-	-	-	-
Vincent Pyne	2	1	3	-/-	-/-	-	-/-	-	-	-	-
Isaac Potter	2	1	3	-/-	-/-	-	-/-	-	-	-	-
Will Seymour	2	-	2	-/-	-/-	-	-/-	-	-	-	-
John Hawkins	1	1	2	-/-	-/-	-	-/-	-	-	-	-
Zachariah Hunter	2	-	2	-/-	-/-	-	-/-	-	-	-	-
Aiden McMahon	-	2	2	-/-	-/-	-	-/-	-	1	-	1
Will Peroutka	1	1	2	-/-	-/-	-	-/-	-	-	-	-
Evan Wahlin	-	2	2	-/-	-/-	-	-/-	-	-	-	-
Westin Hoyt	2	-	2	2.0/3	-/-	-	-/-	-	2	-	-
Landon Gallagher	1	1	2	1.0/6	-/-	-	-/-	-	-	-	1
Zach Frank	2	-	2	2.0/11	2.0/11	-	-/-	-	-	-	-
Tommy Gilmore	1	1	2	-/-	-/-	-	-/-	-	-	-	-
Mark Rogalski	1	-	1	-/-	-/-	-	-/-	-	-	-	-
Jack St. Fleur	1	-	1	-/-	-/-	-	-/-	-	1	-	-
Blake Simonson	-	1	1	-/-	-/-	-	-/-	-	1	-	-
Aaron Baisley	-	1	1	-/-	-/-	-	-/-	-	-	-	-
Alex Harren	1	-	1	-/-	-/-	-	-/-	-	-	-	-
John Karkula	1	-	1	-/-	-/-	-	-/-	-	-	-	-
Tyler Smith	1	-	1	-/-	-/-	-	-/-	-	1	-	-
Jayden Leach	1	-	1	-/-	-/-	-	-/-	-	-	-	-
Caleb Thom	-	1	1	-/-	-/-	-	-/-	-	-	-	-
Jack Krza	1	-	1	-/-	-/-	-	-/-	-	-	-	-
Jawahn Cockfield	-	1	1	-/-	-/-	-	-/-	-	-	-	1
Charlie Ryks	-	-	-	-/-	-/-	-	1/-	-	-	-	-



GAME FOUR



10



17

SATURDAY, OCT. 4, 2025
ARDEN HILLS, MINN. | ROYAL STADIUM



GAME 4: BETHEL 17, SAINT JOHN'S 10

Saturday, Oct. 4
Arden Hills, Minn. | Royal Stadium



	1st	2nd	3rd	4th	Final
Saint John's (3-1, 2-1 MIAC)	0	10	0	0	10
Bethel (4-0, 3-0 MIAC)	3	7	0	7	17

SCORING SUMMARY

QTR	TIME	TEAM		DRIVE	SJU	BU
1st	05:58	BU	Bengston,Zach 24 yd field goal	18 plays, 69 yards, TOP 7:12	0	3
2nd	06:47	SJU	Caden Wheeler 1 yd run (Matt Hansen kick)	5 plays, 33 yards, TOP 2:20	7	3
2nd	02:38	BU	Terry,Tyler 26 yd pass from Drews,Cooper (Bengston,Zach kick)	11 plays, 75 yards, TOP 4:09	7	10
2nd	00:00	SJU	Matt Hansen 28 yd field goal	10 plays, 64 yards, TOP 2:38	10	10
4th	06:20	BU	Manns,Taye 23 yd run (Bengston,Zach kick)	6 plays, 80 yards, TOP 2:13	10	17

TEAM STATISTICS

	SJU	BU
FIRST DOWNS	18	24
Rushing	2	17
Passing	15	4
Penalty	1	3
NET YARDS RUSHING	82	182
Rushing Attempts	25	46
Average Per Rush	3.3	4.0
Rushing Touchdowns	1	1
Yards Gained Rushing	88	203
Yards Lost Rushing	6	21
NET YARDS PASSING	238	174
Completions-Attempts-Int	26-36-1	17-22-0
Average Per Attempt	6.6	7.9
Average Per Completion	9.2	10.2
Passing Touchdowns	0	1
TOTAL OFFENSE YARDS	320	356
Total offense plays	61	68
Average Gain Per Play	5.2	5.2
Fumbles: Number-Lost	0-0	0-0
Penalties: Number-Yards	5-70	4-18
PUNTS-YARDS	2-88	3-94
Average Yards Per Punt	44.0	31.3
Net Yards Per Punt	44.0	28.3
Inside 20	2	0
50+ Yards	1	0
Touchbacks	0	0
Fair catch	0	1
KICKOFFS-YARDS	2-130	4-245
Average Yards Per Kickoff	65.0	61.2
Net Yards Per Kickoff	40.0	36.2
Touchbacks	2	4
Fair Catch Yards	0	0
Punt returns: Number-Yards-TD	1-9-0	0-0-0
Average Per Return	9.0	0.0
Kickoff returns: Number-Yds-TD	0-0-0	0-0-0
Average Per Return	0.0	0.0
Interceptions: Number-Yds-TD	0-0-0	1-0-0
Fumble Returns: Number-Yds-TD	0-0-0	0-0-0
Miscellaneous Yards	0	0
Possession Time	30:48	29:12
1st Quarter	7:48	7:12
2nd Quarter	7:49	7:11
3rd Quarter	6:50	8:10
4th Quarter	8:21	6:39
Third-Down Conversions	4 of 11	9 of 16
Fourth-Down Conversions	1 of 3	0 of 1
Red-Zone Scores-Chances	2-5	1-2
Touchdowns	1-5	0-2
Field goals	1-5	1-2
Sacks By: Number-Yards	4-17	0-0
PAT Kicks	1-1	2-2
Field Goals	1-2	1-1
Points off turnovers	0	3

PASSING STATS

	CMP-ATT-INT	YDS	TD	LONG	SACK
Trey Feeney	19-23-1	181	0	32	0
Zander Dittbenner	7-13-0	57	0	19	0
TOTALS	26-36-1	238	0	32	0

RUSHING STATS

	NO.	GAIN	LOSS	NET	TD	LONG	AVG.
Caden Wheeler	14	50	6	44	1	26	3.1
Corey Bohmert	5	18	0	18	0	5	3.6
Zander Dittbenner	5	17	0	17	0	8	3.4
Trey Feeney	1	3	0	3	0	3	3.0
TOTALS	25	88	6	82	1	26	3.3

RECEIVING STATS

	NO.	YDS	TD	LONG
Dylan Wheeler	8	113	0	32
Riley Schwellenbach	5	45	0	21
Carson Hegerle	5	28	0	11
Joey Gendreau	4	35	0	10
Owen Amrhein	2	14	0	7
Andrew Harren	1	6	0	6
Caden Wheeler	1	-3	0	0
TOTALS	26	238	0	32

DEFENSE STATS

	SOLO	AST	TOT	TFL/YDS	SK/YDS	FF	FR/YDS	INT	BR	BLK	QBH
Aiden McMahon	11	6	17	-/-	-/-	-	-/-	-	-	-	-
Peyton Goettlicher	6	4	10	2.0/6	1.0/5	-	-/-	-	-	-	-
Will Peroutka	7	1	8	1.0/3	-/-	-	-/-	-	-	-	-
Landon Danner	4	4	8	1.0/4	1.0/4	-	-/-	-	-	-	-
Zach Frank	2	3	5	1.0/3	1.0/3	-	-/-	-	-	-	-
Jack St. Fleur	3	1	4	-/-	-/-	-	-/-	-	-	-	-
Chandler Obering	1	3	4	-/-	-/-	-	-/-	-	-	-	-
Mark Rogalski	2	1	3	-/-	-/-	-	-/-	-	-	-	-
Blake Simonson	2	1	3	-/-	-/-	-	-/-	-	-	-	-
Landon Gallagher	2	1	3	-/-	-/-	-	-/-	-	-	-	-
Westin Hoyt	2	-	2	-/-	-/-	-	-/-	-	-	-	-
Charlie King	2	-	2	1.0/5	1.0/5	-	-/-	-	-	-	-
Jawahn Cockfield	-	2	2	-/-	-/-	-	-/-	-	-	-	-
Grady Minnerath	-	1	1	-/-	-/-	-	-/-	-	-	-	-