

Johnnie

2025 OFFICIAL FOOTBALL GAME INFORMATION

NO. 10/11 SAINT JOHN'S AT GUSTAVUS ADOLPHUS
(6-1, 5-1 MIAC) (3-4, 3-3 MIAC)



1 p.m.
SATURDAY, OCT. 25, 2025
ST. PETER, MINN.
HOLLINGSWORTH FIELD



Nickname: Johnnies

Location: Collegeville, Minn.

Founded: 1857

Enrollment: 1,572

School Colors: Cardinal and Blue

Conference: Minnesota Intercollegiate Athletic (MIAC)

President: Dr. Brian Bruess

Athletic Director: Dan O'Brien

Home Field (Capacity): Clemens Stadium (8,500)

Head Coach: Gary Fasching '81

SJU Record: 116-21 (13th season)

Overall Record: 116-21 (13th season)

Record vs. Gustavus Adolphus: 8-2

Nickname: Golden Gusties

Location: St. Peter, Minn.

Founded: 1862

Enrollment: 1,952

School Colors: Black and Gold

Conference: Minnesota Intercollegiate Athletic (MIAC)

President: Dr. John C. Volin

Athletic Director: Tom Brown

Home Field (Capacity): Hollingsworth Field (5,000)

Head Coach: Peter Haugen

Gustavus Record: 84-73 (17th Season)

Overall Record: 84-73 (17th Season)

Record vs. Saint John's: 2-13

2025 STATISTICAL COMPARISONS

Gustavus (NCAA/MIAC)		Saint John's (NCAA/MIAC)
28.7 (97th/4th)	Scoring Offense	48.7 (7th/2nd)
22.7 (91st/4th)	Scoring Defense	4.7 (1st/1st)
347.6 (125th/5th)	Total Offense	525.6 (4th/1st)
336.7 (99th/4th)	Total Defense	202.0 (5th/1st)
27:33	Avg. Time of Possession	29:13
PASSING		
246.0 (65th/4th)	Passing Offense	376.4 (2nd/1st)
228.6 (169th/6th)	Passing Defense	130.9 (4th/1st)
18	Passing TD's	27
12	Passing TD's Allowed	3
135.8 (98th/4th)	Pass Efficiency	194.7 (5th/1st)
114.6 (58th/4th)	Pass-Efficiency Defense	98.3 (10th/1st)
RUSHING		
101.6 (181st/7th)	Rushing Offense	149.1 (96th/4th)
108.1 (61st/4th)	Rushing Defense	71.1 (18th/2nd)
9	Rushing TD's	17
6	Rushing TD's Allowed	1
DEFENSE		
8	Sacks (Total)	23
22	Tackles For Loss (Total)	51
SPECIAL TEAMS		
39 (36.9)	Punts (Avg.)	10 (38.9)
23 (19.9)	Kick Returns (Avg.)	6 (21.5)
7 (17.9)	Punt Returns (Avg.)	14 (10.1)
39.2	Kickoff Coverage (Net Avg.)	41.4
TURNOVERS		
+5 (15/10)	Turnover Margin	+5 (12/7)
11	Interceptions	8
7	Interceptions Thrown	4
4	Fumbles Gained (Defensive)	4
3	Fumbles Lost	3
MISCELLANEOUS		
80.6% (25-31)	Red-Zone Offense	88.6% (39-44)
76.2% (16-21)	Red-Zone Defense	36.4% (4-11)
30.4% (28-92)	3rd-Down Offense	58.6% (34-58)
36.4% (40-110)	3rd-Down Defense	33.0% (33-100)
1,852 (3 games)	Avg. Home Attendance	7,932 (4 games)

LAST WEEK'S LEADERS



#1 TREY FEENEY

Completions/Attempts	33/41
Yards	409
Touchdowns	6
Long	46



#27 CADEN WHEELER

Attempts	10
Yards	76
Touchdowns	0
Long	16



#4 RILEY SCHWELLENBACH

Receptions	8
Yards	126
Touchdowns	1
Long	40



#23 AIDEN McMAHON

Total Tackles	12
TFL/Yards	0.5/4
Sacks/Yards	0.5/4
Forced Fumbles	0

WATCH



STREAM:
MIAC Sports
Network

LISTEN



**RADIO: 660
WBHR 95.7**

FOLLOW



@johnnieathletics and
@saintjohnsfootball
@Saint John's University
(Minn.) Athletics
@SJUJohnnies and
@SJUFootball

SATURDAY'S MATCHUP IN ST. PETER

Junior quarterback **Trey Feeney** finished 33 of 41 passing for 409 yards and six touchdowns as the Johnnies handed Carleton its first MIAC loss – 49-10 – last Saturday (Oct. 25) during Family Weekend in Collegeville. A pair of Johnnie receivers, junior **Riley Schwellenbach** and senior **Dylan Wheeler**, eclipsed 100 receiving yards. Schwellenbach caught eight passes for 126 yards and a touchdown, while Wheeler totaled 111 yards and three scores on 10 catches. Sophomore wideout **Carson Hegerle** amassed 199 all-purpose yards – 70 receiving, 62 on kickoffs and 67 on punt returns – and two touchdowns, including a 57-yard punt return for a score in the fourth quarter. The Johnnies' defense sacked Carleton quarterback Jack Curtis five times, including twice by senior line-man **Zach Frank**, and sophomore safety **Will Peroutka** recorded his first collegiate interception. Gustavus Adolphus, meanwhile, scored nine touchdowns on 445 yards in a 63-9 victory last weekend at Hamline. Quarterback Dylan Blount threw for 239 yards and accounted for four touchdowns, two through the air and two on the ground. Running back Walker Britz ran into the end zone three times, while wideout Caden Kleinschmidt caught three passes for 119 yards and a touchdown. Linebacker Bode Hogan accounted for 10 tackles (three solo), a forced fumble and a fumble recovery. GAC held Hamline to 187 yards of total offense and forced three turnovers.

THE MIAC SPORTS NETWORK

The MIAC launched the MIAC Sports Network powered by Hudl in August 2023. The MIAC Sports Network is the official streaming home of all MIAC events and championships. The end-to-end digital streaming service is now available on the web (<https://miacsportsnetwork.com/>) along with streaming apps for television and mobile devices, including Android TV, Apple TV, Amazon Fire, Roku (TV), iOS, Android (mobile), and Amazon Fire Tablet.

THE JOHNNIE RADIO NETWORK

Saturday's game can be heard live on WBHR-660 AM across central Minnesota and KDIZ-1570 AM in the Twin Cities. Mark Lewandowski, Bryan Backes and Mike Carr will call all the action, beginning with Johnnies Magazine at 11 a.m. and the pre-game show at 11:30 a.m. The game will also be broadcast on the SJU football website via 660wbhr.com. This is the 28th season SJU football can be heard worldwide over the internet.

-Football Weekly at 7 p.m. Thursday, Oct. 30: head coach **Gary Fasching '81**, junior quarterback **Trey Feeney** (Moorhead, Minn.) and defensive backs coach **James Herberg**.

-Johnnies Magazine at 11 a.m. Saturday, Nov. 1: senior soccer forward **Riley Buxell** (Afton, Minn./Stillwater Area) and senior cross country runner **Jacob Malecha** (Lonsdale, Minn./New Prague).

DOWNLOAD THE GO JOHNNIES APP

In August 2021, the Saint John's athletic department launched the Go Johnnies App, which is compatible with both iOS and Android devices. The app provides Johnnie fans easy access to features that include customizable push notifications for each of SJU's 11 varsity sports. The Go Johnnies App is presented by Kensington Bank and is a collaboration between SJU's athletic media relations and sports marketing departments, and From Now On, a fan-engagement software and analytics company (FanX).

THIS WEEK IN JOHNNIE ATHLETICS

TUES.	OCT. 28	FRI.	OCT. 31	SAT.	OCT. 25
SOCCER		HOCKEY		WRESTLING	
W, 5-1 at Saint Mary's Winona, Minn. - Ochrymowycz Field		SJU at Marian (Wis.) - 7 p.m. Fond du Lac, Wis. - Blue Line Family Ice Center		SJU at UWSP Pointer Open - 9 a.m. Stevens Point, Wis. - Skyward Fieldhouse	
				SJU at Hamline - 1 p.m. St. Paul, Minn. - Pat Paterson Field	
				SOCCER	
				SJU vs. St. Olaf - 10 a.m. St. Paul, Minn. - Butler Center	
				FOOTBALL	
				SJU at Gustavus Adolphus - 1 p.m. St. Peter, Minn. - Hollingsworth Field	
				CROSS COUNTRY	
				SJU at MIAC Championship - 11 a.m. St. Paul, Minn. - Highland 9 G.C.	

JOHNNIE FOOTBALL BY THE NUMBERS

4

NATIONAL CHAMPIONSHIPS

1963 (NAIA), 1965 (NAIA), 1976, 2003

Saint John's won is one of 10 active football programs to have won more than one national championship at the Division III level.

33

POSTSEASON APPEARANCES

1963, 1965, 1969, 1976, 1977, 1982, 1985, 1987, 1989, 1991, 1993, 1994, 1996, 1998, 1999, 2000, 2001, 2002, 2003, 2005, 2006, 2007, 2008, 2009, 2014, 2015, 2016, 2017, 2018, 2019, 2021, 2022, 2024

37

MIAC CHAMPIONSHIPS

1932, 1935, 1936, 1938, 1953, 1962, 1963, 1965, 1971, 1974, 1975, 1976, 1977, 1979, 1982, 1985, 1989, 1991, 1993, 1994, 1995, 1996, 1998, 1999, 2001, 2002, 2003, 2005, 2006, 2008, 2009, 2014, 2018, 2019, 2021, 2022, 2024

38

ACADEMIC ALL-AMERICANS

25 seasons with at least one Academic All-American
Seven seasons with two or more Academic All-Americans
Two Academic All-Americans of the Year (Chris Palmer, 1995; Aaron Syverson, 2024)

154

ALL-AMERICANS

A total of 29 players have earned more than one All-America award, and SJU has had more than one All-American in 40 seasons and 24 seasons with three selections or more.

2025 SCHEDULE/RESULTS

Saint John's (6-1, 5-1 MIAC)		
Sept. 13	MINNESOTA-MORRIS (Blake Elliott Day)	W, 49-0
Sept. 20	at Hamline*	W, 59-0
Sept. 27	AUGSBURG* (Homecoming)	W, 63-0
Oct. 4	at Bethel*	L, 10-17
Oct. 11	MACALESTER*	W, 70-0
Oct. 18	at Concordia*	W, 41-6
Oct. 25	CARLETON* (Family Weekend)	W, 49-10
Nov. 1	at Gustavus Adolphus*	1 p.m.
Nov. 8	ST. SCHOLASTICA*	Noon
Nov. 15	ST. OLAF*	Noon

*denotes an MIAC game

Saint John's Football History

*as of Oct. 25

First Season	1900 (113th season)
All-Time Record	698-259-24 (.723)
All-Time MIAC Record	506-182-22 (.728)
All-Time Home Record	372-102-13 (.777)
All-Time Postseason Record	50-28 (.641)
NCAA Postseason Record	45-27 (.625)
All-Americans	154
Academic All-Americans	38
All-MIAC First-Team Selections	478

4 National Championships

1963 (NAIA), 1965 (NAIA), 1976, 2003

37 MIAC Championships

1932, 1935, 1936, 1938, 1953, 1962, 1963, 1965, 1971, 1974, 1975, 1976, 1977, 1979, 1982, 1985, 1989, 1991, 1993, 1994, 1995, 1996, 1998, 1999, 2001, 2002, 2003, 2005, 2006, 2008, 2009, 2014, 2018, 2019, 2021, 2022, 2024

33 Postseason Appearances

1963, 1965, 1969, 1976, 1977, 1982, 1985, 1987, 1989, 1991, 1993, 1994, 1996, 1998, 1999, 2000, 2001, 2002, 2003, 2005, 2006, 2007, 2008, 2009, 2014, 2015, 2016, 2017, 2018, 2019, 2021, 2022, 2024

29 NCAA Division III Playoff Appearances

1976, 1977, 1985, 1987, 1989, 1991, 1993, 1994, 1996, 1998, 1999, 2000, 2001, 2002, 2003, 2005, 2006, 2007, 2008, 2009, 2014, 2015, 2016, 2017, 2018, 2019, 2021, 2022, 2024

10 Undefeated Seasons

1901, 1905, 1932, 1935, 1944, 1962, 1963, 1965, 1976, 2003

26 Seasons of 10+ Wins

1963, 1965, 1976, 1989, 1991, 1993, 1994, 1996, 1998, 1999, 2000, 2001, 2002, 2003, 2005, 2006, 2007, 2009, 2014, 2015, 2016, 2018, 2019, 2021, 2022, 2024

20 Seasons of Leading Division III Attendance (Game Avg.)

1988, 1993, 1995, 1996, 1998, 2001, 2002, 2003, 2004, 2005, 2006, 2007, 2008, 2009, 2010, 2012, 2013, 2014, 2015, 2016

MEDIA CONTACTS

Saint John's - Ryan Klinkner, Director of Athletic Communications
320-363-3127 | rklinkner@csbsju.edu | gojohnnies.com

Jordan Modjeski, Assistant Director of Athletic Communications
320-363-3127 | jmodjeski@csbsju.edu | gojohnnies.com

Twitter: @SJUJohnnies | Instagram: @johnnieathletics

Gustavus Adolphus - Jordan Benson, Sports Information Director
507-933-7647 | jdbenson@gustavus.edu | gogusties.com

Owen Forsythe, Assistant Sports Information Director
507-933-7647 | owenforsythe@gustavus.edu | gogusties.com

Twitter: @GustieAthletics | Instagram: @gustieathletics

Johnnies

2025 SAINT JOHN'S FOOTBALL · @SJUJOHNNIES · @SJUFOOTBALL · A TRADITION UNRIVALED

2

2025 OPPONENT SCHEDULES



MINNESOTA-MORRIS

Blake Elliott Day
Sept. 13, 2025 | 1 p.m.
Clemens Stadium | Collegeville, Minn.

2025 SCHEDULE/RESULTS

Sept. 6	at Concordia-Chicago	L, 16-17
Sept. 13	at Saint John's	L, 0-49
Sept. 20	at Crown	L, 20-30
Oct. 4	MARTIN LUTHER	W, 35-28
Oct. 11	at Westminster (Mo.)	W, 30-27
Oct. 18	NORTHWESTERN	L, 3-21
Oct. 25	at Greenville (Ill.)	L, 20-27
Nov. 1	CROWN	1 p.m.
Nov. 8	WESTMINSTER (Mo.)	Noon
Nov. 15	at Martin Luther	1 p.m.

2025 Record: 2-5 (2-2 UMAC)



HAMLIN

Sept. 20, 2025 | 1 p.m.
Klas Field | St. Paul, Minn.

2025 SCHEDULE/RESULTS

Sept. 6	CROWN	W, 28-21
Sept. 20	SAINT JOHN'S	L, 0-59
Sept. 27	BETHEL	L, 12-62
Oct. 4	at Macalester	L, 0-29
Oct. 11	CONCORDIA	L, 12-58
Oct. 18	at Carleton	L, 14-63
Oct. 25	GUSTAVUS ADOLPHUS	L, 9-63
Nov. 1	at St. Scholastica	1 p.m.
Nov. 8	at St. Olaf	Noon
Nov. 15	at Augsburg	Noon

2025 Record: 1-6 (0-6 MIAC)



AUGSBURG

Homecoming
Sept. 27, 2025 | 1 p.m.
Clemens Stadium | Collegeville, Minn.

2025 SCHEDULE/RESULTS

Sept. 4	at Valley City State (N.D.)	L, 0-27
Sept. 20	at St. Scholastica	W, 30-23
Sept. 27	at Saint John's	L, 0-63
Oct. 4	ST. OLAF	W, 44-13
Oct. 11	BETHEL	L, 7-56
Oct. 18	at Macalester	W, 32-21
Oct. 25	CONCORDIA	L, 7-26
Nov. 1	at Carleton	1 p.m.
Nov. 8	GUSTAVUS ADOLPHUS	Noon
Nov. 15	HAMLIN	Noon

2025 Record: 3-4 (3-3 MIAC)



BETHEL

Oct. 4, 2025 | 1 p.m.
Royal Stadium | Arden Hills, Minn.

2025 SCHEDULE/RESULTS

Sept. 13	NORTHWESTERN	W, 50-3
Sept. 20	at Gustavus Adolphus	W, 41-7
Sept. 27	at Hamline	W, 62-12
Oct. 4	SAINT JOHN'S	W, 17-10
Oct. 11	at Augsburg	W, 56-7
Oct. 18	ST. OLAF	W, 64-10
Oct. 25	MACALESTER	W, 53-0
Nov. 1	at Concordia	1 p.m.
Nov. 8	CARLETON	1 p.m.
Nov. 15	at St. Scholastica	1 p.m.

2025 Record: 7-0 (6-0 MIAC)



MACALESTER

Oct. 11, 2025 | 1 p.m.
Clemens Stadium | Collegeville, Minn.

2025 SCHEDULE/RESULTS

Sept. 6	at Grinnell (Iowa)	W, 20-15
Sept. 20	at Carleton	L, 7-51
Sept. 27	at St. Scholastica	L, 34-37 (2OT)
Oct. 4	HAMLIN	W, 29-0
Oct. 11	at Saint John's	L, 0-70
Oct. 18	AUGSBURG	L, 21-32
Oct. 25	at Bethel	L, 0-53
Nov. 1	ST. OLAF	7 p.m.
Nov. 8	CONCORDIA	Noon
Nov. 15	at Gustavus Adolphus	Noon

2025 Record: 2-5 (1-5 MIAC)



CONCORDIA

Oct. 18, 2025 | 1 p.m.
Jake Christiansen Stadium | Moorhead, Minn.

2025 SCHEDULE/RESULTS

Sept. 6	MAYVILLE STATE (N.D.)	W, 17-6
Sept. 20	at St. Olaf	L, 16-17
Sept. 27	GUSTAVUS ADOLPHUS	W, 14-13
Oct. 4	ST. SCHOLASTICA	W, 49-21
Oct. 11	at Hamline	W, 58-12
Oct. 18	SAINT JOHN'S	L, 6-41
Oct. 25	at Augsburg	W, 26-7
Nov. 1	BETHEL	1 p.m.
Nov. 8	at Macalester	Noon
Nov. 15	at Carleton	Noon

2025 Record: 5-2 (4-2 MIAC)



CARLETON

Family Weekend
Oct. 25, 2025 | 1 p.m.
Clemens Stadium | Collegeville, Minn.

2025 SCHEDULE/RESULTS

Sept. 6	at UW-Whitewater	L, 14-45
Sept. 20	MACALESTER	W, 51-7
Sept. 27	ST. OLAF	W, 35-28
Oct. 4	at Gustavus Adolphus	W, 45-28
Oct. 11	at St. Scholastica	W, 41-14
Oct. 18	HAMLIN	W, 63-14
Oct. 25	at Saint John's	L, 10-49
Nov. 1	AUGSBURG	1 p.m.
Nov. 8	at Bethel	1 p.m.
Nov. 15	CONCORDIA	Noon

2025 Record: 5-2 (5-1 MIAC)



GUSTAVUS ADOLPHUS

Nov. 1, 2025 | 1 p.m.
Hollingsworth Field | St. Peter, Minn.

2025 SCHEDULE/RESULTS

Sept. 6	at Whitworth (Wash.)	L, 10-23
Sept. 20	BETHEL	L, 7-41
Sept. 27	at Concordia	L, 13-14
Oct. 4	CARLETON	L, 28-45
Oct. 11	at St. Olaf	W, 35-21
Oct. 18	ST. SCHOLASTICA	W, 45-6
Oct. 25	at Hamline	W, 63-9
Nov. 1	SAINT JOHN'S	1 p.m.
Nov. 8	at Augsburg	Noon
Nov. 15	MACALESTER	Noon

2025 Record: 3-4 (3-3 MIAC)



ST. SCHOLASTICA

Nov. 8, 2025 | Noon
Clemens Stadium | Collegeville, Minn.

2025 SCHEDULE/RESULTS

Sept. 6	at Wisconsin Lutheran	W, 41-27
Sept. 20	AUGSBURG	L, 23-30
Sept. 27	MACALESTER	W, 37-34 (2OT)
Oct. 4	at Concordia	L, 21-49
Oct. 11	CARLETON	L, 14-41
Oct. 18	at Gustavus Adolphus	L, 6-45
Oct. 25	at St. Olaf	L, 41-44
Nov. 1	HAMLIN	1 p.m.
Nov. 8	at Saint John's	Noon
Nov. 15	BETHEL	1 p.m.

2025 Record: 2-5 (1-5 MIAC)



ST. OLAF

Nov. 15, 2025 | Noon
Clemens Stadium | Collegeville, Minn.

2025 SCHEDULE/RESULTS

Sept. 6	NORTHWESTERN	W, 32-7
Sept. 20	CONCORDIA	W, 17-16
Sept. 27	at Carleton	L, 28-35
Oct. 4	at Augsburg	L, 13-44
Oct. 11	GUSTAVUS ADOLPHUS	L, 21-35
Oct. 18	at Bethel	L, 10-64
Oct. 25	ST. SCHOLASTICA	W, 44-41
Nov. 1	at Macalester	1 p.m.
Nov. 8	HAMLIN	Noon
Nov. 15	at Saint John's	Noon

2025 Record: 3-4 (2-4 MIAC)

SJU vs. 2025'S OPPONENTS

Opponent	Result/Time	Series	Home	Away	Neut.	First	Last	Streak
Minnesota-Morris	W, 49-0	SJU, 3-2-1	2-0-1	1-2	0-0	1968	2025	W1
at Hamline	W, 59-0	SJU, 63-23-3	36-8-2	26-15-1	1-0	1908	2025	W26
Augsburg	W, 63-0	SJU, 75-9-2	38-5	36-4-2	1-0	1926	2025	W12
at Bethel	L, 10-17	SJU, 38-11	22-3	15-8	1-0	1978	2025	L1
Macalester	W, 70-0	SJU, 55-17-4	27-7-3	25-10-1	3-0	1909	2025	W16
at Concordia	W, 41-6	SJU, 52-34-6	25-15-4	23-18-1	4-1-1	1923	2025	W6
Carleton	W, 49-10	SJU, 42-0	21-0	18-0	3-0	1923	2025	W42
at Gustavus Adolphus	1 p.m.	SJU, 54-33-3	29-11-1	22-21-2	3-1	1923	2024	W1
St. Scholastica	Noon	SJU, 7-0	5-0	2-0	0-0	2014	2024	W7
St. Olaf	Noon	SJU, 48-14-1	24-8	24-6-1	0-0	1922	2024	W11

437-143-20 (.745)



JOEY G. ON THE TE LISTS

JOEY GENDREAU

TE | 6-3 | 230 | Sr.
Shorewood, Minn./Minnetonka

Senior tight end **Joey Gendreau** (Shorewood, Minn./Minnetonka) was named to the D3football.com National Team of the Week for the third time this season on Oct. 14 after he recorded six receptions for 115 yards and four touchdowns in SJU's 70-0 win over Macalester.

Gendreau is currently second on SJU's tight ends list with 133 career receptions and 1,796 receiving yards and third in receiving touchdowns (18). No tight end in NCAA Division III has more receptions, yards or touchdowns than Gendreau in 2025.

The 2024 All-American currently leads the Johnnies in yards (686) and is second in catches (50) and touchdowns (7). He earned his first D3football.com National Team of the Week honor on Sept. 16 following an eight-catch, 124-yard performance in the Johnnies' 49-0 win over Minnesota-Morris and a second time after recording career highs in catches (10) and receiving yards (166) in SJU's 63-0 win over Augsburg.

A D3football.com All-America fourth-team selection in 2024, Gendreau was third on the team in catches (63), receiving yards (810) and receiving touchdowns (5) last season. Gendreau led MIAC tight ends in receptions (43), tied for first with four receiving touchdowns and was second with 500 receiving yards in league play.

All-Time SJU Receptions by a Tight End

Rk.	Rec.	Name	Seasons
1.	171	Alex Larson	2019-23
2.	133	Joey Gendreau	2022-current

All-Time SJU Receiving Yards by a Tight End

Rk.	Yds.	Name	Seasons
1.	2,097	Alex Larson	2019-23
2.	1,796	Joey Gendreau	2022-current

All-Time SJU Receiving Touchdowns by a Tight End

Rk.	TDs	Name	Seasons
1.	30	Alex Larson	2019-23
2.	19	Nate Kirschner	1997-00
3.	18	Joey Gendreau	2022-current



MORE SACKS FOR ZACH

ZACH FRANK

DL | 6-3 | 270 | Sr.
Lino Lakes, Minn./Centennial

Senior defensive lineman **Zach Frank** (Lino Lakes, Minn./Centennial) sacked Carleton quarterback Jack Curtis twice for a total loss of 20 yards last Saturday (Oct. 25) against Carleton. Frank added a forced fumble and a quarterback hurry to his stat line and was a part of a Johnnie defense that held Carleton to 187 total yards of offense, including negative rushing yards (-7). Frank has a MIAC-leading 8.5 sacks for 60 yards this season, which enabled him to move into seventh on the Johnnies' all-time sack list with 24.0 in his career. He passed **Brian Deters** '96, **Nick Gunderson** '09 and now-coach **Damien Dumonceaux** '05 with his two-sack performance last week.

All-Time SJU Quarterback Sacks

Rk.	Yds.	Name	Seasons
1.	41.0	Jeremy Hood	2000-03
2.	39.0	Jim Wagner	1991-94
3.	34.0	Kevin McNamara	2003-06
4.	29.5	Brian Zirbes	1997-00
5.	27.0	Nathan Brinker	2015-18
6.	26.0	Steve O'Toole	1988-91
7.	24.0	Zach Frank	2021-current



FREE WHEELING

DYLAN WHEELER

WR | 6-2 | 195 | Sr.
St. Paul, Minn./Mounds View

A 2024 consensus All-American – American Football Coaches Association (AFCA) first team, Associated Press first team, D3football.com third team, Walter Camp first team – senior wide receiver **Dylan Wheeler** (St. Paul, Minn./Mounds View) ended the 2024 season second in NCAA Division III in receiving touchdowns (21), eighth in total points scored (126) and total touchdowns (21), 14th in receptions per game (7.3) and 15th in scoring (10.5 ppg.). He recorded over 100 receiving yards in seven of his team's 12 games and led SJU in receptions (88) and receiving touchdowns (21), and finished second with 1,164 receiving yards.

The 21 receiving touchdowns were second-most in program history, one behind the record of 22 set by **Blake Elliott** '03 – a 2025 College Football Hall of Fame inductee – in 2002, while the catches ranked third and the receiving yards were 10th. Wheeler is currently second in program history in receiving touchdowns (42), third in 100-yard receiving games (13), fourth in receptions (199) and fifth in receiving yards (2,647).

Wheeler continues to move up the SJU leaderboards. He collected his seventh game with three receiving touchdowns Oct. 25 vs. Carleton. No Johnnie has tallied more 3+ touchdown-reception games than Wheeler. He also eclipsed 100 receiving yards for the 13th time of his career last weekend.

All-Time SJU Receptions

Rk.	Rec.	Name	Seasons
1.	369	Blake Elliott	2000-03
2.	213	Josh Bungum	2012-15
3.	207	Adam Herbst	1995-98
4.	199	Dylan Wheeler	2022-current

All-Time SJU Receiving Yards

Rk.	Yds.	Name	Seasons
1.	4,826	Blake Elliott	2000-03
2.	3,162	Chris Palmer	1992-95
3.	3,096	Adam Herbst	1995-98
4.	2,676	Josh Bungum	2012-15
5.	2,647	Dylan Wheeler	2022-current

All-Time SJU Receiving Touchdowns

Rk.	TDs	Name	Seasons
1.	63	Blake Elliott	2000-03
2.	42	Dylan Wheeler	2022-current

All-Time SJU 100-Yard Receiving Games

Rk.	Gms.	Name	Seasons
1.	22	Blake Elliott	2000-03
2.	15	Chris Palmer	1992-95
3.	13	Dylan Wheeler	2022-current

NCAA INDIVIDUAL LEADERS

A number of Johnnies sit among the top statistical ranks of NCAA Division III football this season. Quarterback **Trey Feeney** is second in completion percentage (.785), fourth in passing efficiency (195.1) and ninth in yards per pass attempt (10.07). Sophomore wide receiver **Carson Hegerle** (West Fargo, N.D.) is one of 58 players to return a punt for a touchdown, which ranks him third overall. Senior wide receiver **Dylan Wheeler** is seventh in the nation with 11 receiving touchdowns and senior defensive lineman **Zach Frank** ranks sixth in sacks per game (1.21).

Wheeler's 42 career receiving touchdowns are the third-most of any NCAA college football player (FBS, FCS, DII and DIII) and rank the 15th-most when considering touchdowns of all kinds. Senior tight end **Joey Gendreau** has the second-most career yards (1,863) among NCAA TEs and is third in total touchdowns (18). Frank is fourth in solo sacks (22.0) among DIII players and 18th overall, and eighth in total DIII sacks and 24th among all defensive players.

NCAA TEAM STATS

As a team, Saint John's football is ranked in the top 10 of 17 different NCAA Division III statistics, including 13 in the top five. SJU is first in third-down conversion percentage (.586), red-zone defense (.364), scoring defense (4.7 ppg.) and tackles for loss allowed per game (2.14). The Johnnies are second in both completion percentage (.756) and passing offense (376.4 ypg.), fourth in passing yards allowed per game (130.9 ypg.), sacks allowed per game (.43 spg.) and total offense (525.6 ypg.), and fifth in team passing efficiency (194.66) and total defense (201.7 ypg.).



TREY'S DAY
TREY FEENEY
QB | 6-3 | 205 | Jr.
Moorhead, Minn./Moorhead

Junior quarterback **Trey Feeney** had another big day on Saturday, throwing for 409 yards and six touchdowns in his second game as the Johnnies' full-time starter. Feeney completed 33 of 44 passes with a long of 46 – a nearly identical line to his Moorhead homecoming the week before. Feeney was 34-for-45 against Concordia on Oct. 18 with a long of 46. Feeney was named to the D3football.com National Team of the Week for his performance on Tues., Oct. 28.

His 34 completions at Concordia were the most for a junior quarterback in program history and are tied for the fourth most in a game. His 33 vs. Carleton last week rank sixth overall. Of SJU's games with the most completions, **Aaron Syverson** '24 owns six of them. Four of the top 13 have occurred against Concordia, including three of the teams' last four meetings.

Feeney's six passing touchdowns (or more) was the eighth of its kind in program history. Seven of the eight games occurred in Collegeville. A Saint John's quarterback has thrown for five touchdowns 27 times.

Most Completions - Individual Game				
Date	Cmp.	Quarterback	Opponent	Result
Oct. 7, 2023	44	Aaron Syverson	vs. Concordia	W, 42-23
Dec. 7, 2024	37	Aaron Syverson	vs. Susquehanna (Pa.)*	L, 38-41
Nov. 11, 2023	35	Aaron Syverson	at Concordia%	W, 48-21
Oct. 18, 2025	34	Trey Feeney	at Concordia	W, 41-6
Sept. 14, 2024	34	Aaron Syverson	vs. Wartburg (Iowa)	W, 35-14
Sept. 20, 2003	34	Ryan Keating	vs. UW-Eau Claire	W, 24-10
Oct. 25, 2025	33	Trey Feeney	vs. Carleton	W, 49-10
Nov. 16, 2024	32	Aaron Syverson	vs. Bethel^	W, 41-33
Oct. 19, 2019	32	Jackson Erdmann	at St. Thomas#	W, 38-20
Nov. 8, 2003	32	Ryan Keating	vs. Bethel	W, 29-26
Oct. 14, 2023	31	Aaron Syverson	vs. Carleton	W, 63-7
Oct. 13, 2001	31	Ryan Keating	vs. Gustavus Adolphus	W, 35-20
Nov. 11, 2000	31	Tom Linnemann	vs. Concordia	W, 35-14

* denotes NCAA playoff game % MIAC week ^ MIAC Championship game # at Allianz Field

Most Touchdown Passes - Individual Game				
Date	TDs	Quarterback	Opponent	Result
Oct. 28, 2023	7	Aaron Syverson	vs. St. Scholastica	W, 62-7
Nov. 10, 2018	7	Jackson Erdmann	vs. Thomas More (Ky.)	W, 63-23
Oct. 25, 2025	6	Trey Feeney	vs. Carleton	W, 49-10
Nov. 9, 2024	6	Aaron Syverson	vs. St. Olaf	W, 55-6
Oct. 14, 2023	6	Aaron Syverson	vs. Carleton	W, 63-7
Nov. 18, 2018	6	Jackson Erdmann	vs. Martin Luther*	W, 84-6
Nov. 27, 1993	6	Willie Seiler	at UW-La Crosse*	W, 47-25
Oct. 23, 1993	6	Willie Seiler	vs. St. Thomas	W, 69-13
Oct. 26, 1991	6	Pat Mayew	vs. St. Olaf	W, 67-19

* denotes NCAA playoff game

NORTHFIELD NUMBERS

Saturday's score of 49-10 was the third of its kind for the Johnnies and the first at home. The other two instances occurred on the road at St. Olaf in back-to-back seasons (Oct. 15, 2022 and Nov. 4, 2023). All three of SJU's 49-10 scores have been wins and all three against schools based in Northfield. **Trey Feeney's** six-touchdown day also marked the fourth time a Johnnie quarterback has thrown for six touchdowns against a school based in Northfield. Additionally, three of SJU's last four punt return touchdowns have been against either St. Olaf or Carleton.


NO. 18 IN NPI

Saint John's jumped two spots to No. 18 in the NCAA Division III's third release of the National Power Index (NPI) on Oct. 26. The NPI is in its second year as the NCAA's system for selecting the 12 at-large bids to the Division III playoffs, which includes 40 teams (28 automatic bids, 12 at-large). Six other teams in Region VI were ranked in the top 20, including three in the top 10: Bethel (No. 7), UW-La Crosse (No. 9), UW-Whitewater (No. 10), UW-River Falls (No. 11), SJU (No. 18) and UW-Platteville (No. 20). Mount Union (Ohio), Wartburg (Iowa), Johns Hopkins (Md.), North Central (Ill.) and Hardin-Simmons (Texas) are the top-five teams, respectively. Twelve different conferences are represented in the top 18, with four teams playing at least one other top-20 opponent in the final three weeks of the regular season.

HAVE YOUR PICK

Sophomore safety **Will Peroutka** (Rosemount, Minn.) collected his first career interception on Saturday against Carleton, picking off the Knights' senior quarterback Jack Curtis. Curtis leads the MIAC in nearly every passing statistic and entered the game as NCAA Division III's leader in pass completions. Peroutka is one of seven Johnnies who have intercepted eight passes. Sophomore safety **Mark Rogalski** (Eden Prairie, Minn./St. Thomas Academy) is the only Johnnie with two so far. SJU totaled a season-high three at Hamline on Sept. 20.

Senior safety **Jack St. Fleur** (San Diego, Calif./Christian Unified) and sophomore cornerback **Hudson Poole** (Excelsior, Minn./Minnetonka) have each returned an interception for a touchdown this season.



PUNT RETURN FOR A TD
CARSON HEGERLE
WR | 6-2 | 190 | So.
West Fargo, N.D./West Fargo

Sophomore wide receiver **Carson Hegerle** became the first MIAC football player to return a punt for a touchdown this season, running in a 57-yard score in the fourth quarter of SJU's 49-10 victory over Carleton on Saturday (Oct. 25). He totaled 67 yards on four punts and 62 yards on three kickoffs for a combined 129 return yards. Hegerle added seven receptions for 70 yards and a touchdown for 199 all-purpose yards.

His punt return for a touchdown was the Johnnies' first since current assistant coach **Max Jackson** '19 returned a punt 60 yards for a score in SJU's 51-0 win over Hamline on Nov. 3, 2018, in Collegeville.

Hegerle is currently third on the team in receiving touchdowns (3) and fourth in both receptions (22) and receiving yards (271) in six games this fall. He was named the MIAC Special Teams Player of the Week on Monday (Oct. 27) for his performance against Carleton.

SJU's Last 10 Punt Return Touchdowns				
Date	Yds.	Player	Opponent	Result
Oct. 25, 2025	57	Carson Hegerle	vs. Carleton	W, 49-10
Nov. 3, 2018	60	Max Jackson	vs. Hamline	W, 40-20
Nov. 14, 2015	63	Josh Bungum	vs. St. Olaf	W, 49-7
Sept. 29, 2012	85	Jake Essler	vs. St. Olaf	L, 35-38
Oct. 9, 2004	63	Mike Zauhar	vs. Bethel	W, 37-0
Nov. 8, 2002	78	Blake Elliott	vs. Bethel @ Metrodome	W, 31-26
Sept. 14, 2002	86	Blake Elliott	vs. Hamline	W, 56-0
Nov. 24, 2001	89	Blake Elliott	vs. UW-Stevens Point*	W, 9-7
Oct. 13, 2001	46	Blake Elliott	vs. Gustavus Adolphus	W, 35-20
Oct. 13, 2001	66	Blake Elliott	vs. Gustavus Adolphus	W, 35-20

* denotes NCAA playoff game

NO ROOM TO RUN

SJU held Carleton to -7 rushing yards on 16 attempts last weekend (Oct. 25). Carleton attempted the run 16 times but was pushed back by the Johnnies, who totaled six tackles for loss for 40 yards. The last time Saint John's held an opponent to negative rushing yards was Oct. 19, 2024, a 48-7 win at Carleton, holding the Knights to negative six yards on 15 runs. SJU also held Gustavus Adolphus to -40 yards on the ground in 21 attempts in a 33-21 win on Sept. 21, 2019.

IN THE MIAC

2025 MIAC Standings

	MIAC	PF	PA	OVERALL	PF	PA
Bethel	6-0	293	46	7-0	343	49
Saint John's	5-1	292	33	6-1	341	33
Carleton	5-1	245	140	5-2	259	185
Concordia	4-2	169	111	5-2	186	117
Augsburg	3-3	120	202	3-4	120	229
Gustavus Adolphus	3-3	191	136	3-4	201	159
St. Olaf	2-4	133	235	3-4	165	242
Macalester	1-5	91	243	2-5	111	258
St. Scholastica	1-5	142	243	2-5	183	270
Hamline	0-6	47	334	1-6	75	355

RECENT SCORES

Saturday, Oct. 18, 2025

No. 10/11 Saint John's 41 at Concordia 6	Moorhead, Minn.	Jake Christiansen Stadium
St. Olaf 10 at No. 6/7 Bethel 64	Arden Hills, Minn.	Royal Stadium
Hamline 14 at Carleton 63	Northfield, Minn.	Laird Stadium
St. Scholastica 6 at Gustavus Adolphus 45	St. Peter, Minn.	Hollingsworth Field
Augsburg 32 at Macalester 21	St. Paul, Minn.	Macalester Stadium

Saturday, Oct. 25, 2025

Concordia 26 at Augsburg 7	Minneapolis, Minn.	Edor Nelson Field
Carleton 10 at No. 11 Saint John's 49	Collegeville, Minn.	Clemens Stadium
Macalester 0 at No. 5/6 Bethel 53	Arden Hills, Minn.	Royal Stadium
St. Scholastica 41 at St. Olaf 44	Northfield, Minn.	Klein Field at Manitou
Gustavus Adolphus 63 at Hamline 9	St. Paul, Minn.	Klas Field

UPCOMING GAMES

Saturday, Nov. 1, 2025

No. 10/11 Saint John's at Gustavus Adolphus	1 p.m.	St. Peter, Minn.	Hollingsworth Field
No. 4/6 Bethel at Concordia	1 p.m.	Moorhead, Minn.	Jake Christiansen Stadium
Augsburg at Carleton	1 p.m.	Northfield, Minn.	Laird Stadium
Hamline at St. Scholastica	1 p.m.	Duluth, Minn.	Walt Hunting Stadium
St. Olaf at Macalester	7 p.m.	St. Paul, Minn.	Macalester Stadium

Saturday, Nov. 8, 2025

St. Scholastica at No. 10/11 Saint John's	12 p.m.	Collegeville, Minn.	Clemens Stadium
Hamline at St. Olaf	12 p.m.	Northfield, Minn.	Klein Field at Manitou
Concordia at Macalester	12 p.m.	St. Paul, Minn.	Macalester Stadium
Gustavus Adolphus at Augsburg	12 p.m.	Minneapolis, Minn.	Edor Nelson Field
Carleton at No. 4/6 Bethel	1 p.m.	Arden Hills, Minn.	Royal Stadium

Saturday, Nov. 15, 2025

St. Olaf at No. 10/11 Saint John's	12 p.m.	Collegeville, Minn.	Clemens Stadium
Concordia at Carleton	12 p.m.	Northfield, Minn.	Laird Stadium
Macalester at Gustavus Adolphus	12 p.m.	St. Peter, Minn.	Hollingsworth Field
Hamline at Augsburg	12 p.m.	Minneapolis, Minn.	Edor Nelson Field
No. 4/6 Bethel at St. Scholastica	1 p.m.	Duluth, Minn.	Walt Hunting Stadium

RETURNING ALL-MIAC PLAYERS

OFFENSE

POS.		YR.	HOMETOWN/H.S.	PREVIOUS SELECTIONS
QB	Cooper Drews	Bethel	Jr. Princeton, Minn.	--
RB	Caden Wheeler	Saint John's	Sr. Andover, Minn.	--
WR	Tyler Dimond	Carleton	Sr. North Grafton, Mass. Grafton	--
WR	Dawson Schaffer	Hamline	Sr. Kindred, N.D.	--
WR	Dylan Wheeler	Saint John's	Sr. St. Paul, Minn. Mounds View	2023 (HM)
WR	Tyrone Wilson	Augsburg	Sr. Ellendale, Minn.	--
TE	Joey Gendreau	Saint John's	Sr. Shorewood, Minn. Minnetonka	--
OL	Jaeger Ash	Bethel	Jr. Milaca, Minn.	--
OL	Sam Dioszeghy	Concordia	Jr. Mound, Minn. Mound Westonka	--
OL	Johnathan Hartwig	St. Olaf	Sr. Hudson, Wis.	--
OL	Isaiah Ward	Bethel	Sr. Centerville, Minn.	2023

DEFENSE

POS.		YR.	HOMETOWN/H.S.	PREVIOUS SELECTIONS
DL	Noah Barrett	St. Olaf	Sr. Stratford, Wis.	--
DL	Zach Frank	Saint John's	Sr. Lino Lakes, Minn. Centennial	2023
DL	Landon Gallagher	Saint John's	Sr. Murrieta, Calif. Vista Murrieta	--
DL	Max Olson	Gustavus Adolphus	Jr. Trimont, Minn. Martin County West	--
LB	Taylor Glynn	Bethel	Sr. Grand Meadow, Minn.	2023
LB	Aiden McMahon	Saint John's	Jr. Maple Grove, Minn.	--
LB	Jaiden Musse	Concordia	Sr. Naples, Fla. Lely	2023 (HM)
DB	Westin Hoyt	Saint John's	So. Forest Lake, Minn.	--
DB	Blake Simonson	Saint John's	Sr. Waconia, Minn.	--
DB	Devin Williams	Bethel	Sr. Fridley, Minn.	2022 2023

SPECIAL TEAMS

NONE

MIAC LEADERS

The Johnnies led the MIAC in total offense (523.1 ypg.) - for the sixth-consecutive season - and passing offense (384.8 ypg.) for the second-straight year in conference play in 2024. The 384.8 passing yards per game were a new program record, surpassing last year's 375.6 yards per MIAC game. SJU's defense tied with Bethel for the conference lead in scoring offense (14.6 ppg.) and finished second the other three main statistics in conference play: total defense (259.6 ypg.), rushing defense (55.1 ypg.) and passing defense (204.5 ypg.).

MIAC STAT LEADERS

PASSING

		GP	YDS	TD	AVG/G
Jack Curtis	Carleton	7	2,447	22	349.6
Trey Feeney	Saint John's	7	1,782	19	254.6
Cooper Drews	Bethel	7	1,760	22	251.1

RUSHING

		GP	ATT	YDS	TD	AVG/G
Jevon Williams	St. Scholastica	7	137	806	9	115.1
Taye Manns	Bethel	7	105	617	9	88.1
Byron Sauvy	St. Olaf	7	88	546	2	78.0

RECEIVING

		GP	REC	YDS	TD	AVG/G
Albert Rundell	Bethel	7	60	944	10	134.9
Tyrone Wilson	Augsburg	7	64	781	8	111.6
Joey Gendreau	Saint John's	7	47	686	7	98.0

ALL PURPOSE

		GP	RUSH	RCV	RET	YDS
Jevon Williams	St. Scholastica	7	806	248	84	1,138
Albert Rundell	Bethel	7	4	944	0	948
Tyler Dimond	Carleton	5	6	680	141	827

TACKLES

		GP	SOLO	AST	TOT	AVG/G
RJ Chakolis	Augsburg	7	31	43	74	10.6
Austin Mundt	St. Scholastica	7	44	27	71	11.8
Aiden McMahon	Saint John's	7	28	30	58	8.3

SACKS

		GP	SOLO	AST	YDS	AVG/G
Zach Frank	Saint John's	7	8	1	60	1.21
Phil Conant	Bethel	7	4	5	42	.93
Spencer Goetz	Carleton	7	5	1	34	.79

PASS DEFENSE

		GP	BRUP	INT	YDS	TOT
Nick Colyer	Bethel	7	6	4	3	10
Isaiah Watson	Hamline	7	7	0	0	7
Kyle Mages	Concordia	7	4	3	20	7

KICK RETURNS

		GP	NO	YDS	LONG	AVG/RET
Alec Mahoney	St. Olaf	7	21	465	42	22.1
Andrew Burgess	St. Scholastica	7	18	364	48	20.2
Jay Green	Macalester	7	17	362	42	21.3

PUNT RETURNS

		GP	NO	YDS	LONG	AVG/RET
Devin Williams	Bethel	7	9	141	34	15.7
Eric Cockhill	Concordia	7	12	104	25	8.7
Carson Hegerle	Saint John's	6	9	99	57	11.0

PUNTING

		GP	NO	YDS	LONG	AVG/P
Owen Forsythe	Gustavus Adolphus	7	38	1,434	54	37.7
Nathan Wangersteen	Augsburg	7	38	1,403	63	36.9
Mitchell Druley	Concordia	7	32	1,228	67	38.4

FIELD GOALS

		GP	MADE	ATT	PCT	LONG
Ethan Hess	St. Olaf	7	12	14	.857	44
Zach Bengston	Bethel	7	7	7	1.000	38
Jacob Andrews	St. Scholastica	7	6	9	.667	42

SERIES HISTORY

Saturday's game is the 91st meeting between Saint John's and Gustavus Adolphus on the football field. The Johnnies are 54-33-3 all-time against the Gusties, including a 22-21-2 record in St. Peter. SJU has won 34 of the last 37 meetings overall, including a 34-0 shutout of the Gusties last season in Collegeville. SJU has not played at Hollingsworth Field since a 38-35 loss to the Gusties in 2023.

SERIES NOTES

Series Record: SJU leads, 54-33-3 (Current Streak: GAC, 1)

at Saint John's: SJU leads, 29-11-1 (Current Streak: SJU, 12)

at Gustavus: SJU leads, 22-21-2 (Current Streak: GAC, 1)

Neutral: SJU leads, 3-1 (Current Streak: SJU, 3)

Last Saint John's Win: Oct. 26, 2024 (34-0)

Last Gustavus Win: Oct. 21, 2023 (38-35)

Largest Margin of a Saint John's Victory: 47 (1994)

Largest Margin of a Gustavus Victory: 38 (1927, 1945)

SERIES' TOP PERFORMANCES

**by yardage*

Rushing: **SJU**, Sam Sura, 32-205-2 TD (Oct. 18, 2014)

GAC, Jay Schoenebeck, 29-236-1 TD (Oct. 6, 1979)

Passing: **SJU**, Kurt Ramler, 19-35-435-5 TD (Oct. 12, 1996)

GAC, Michael Veldman, 33-48-395-3 TD (Sept. 21, 2019)

Receiving: **SJU**, Todd Watson, 8-211-3 TD (Oct. 5, 1974)

GAC, Matt Boyce, 9-158-2 TD (Oct. 18, 2014)

THE LAST MEETING

at Saint John's 34, Gustavus Adolphus 0 (Oct. 26)

Saint John's limited Gustavus Adolphus to 126 yards of total offense and only nine first downs in a 34-0 win before a Family Weekend crowd of 11,514 last Oct. 26 (2024) in Collegeville. Two of those nine first downs were awarded via penalty.

SJU recorded six sacks and two hurries, making sure Gustie freshman quarterback Jacob Ginskey never had a chance to settle in throughout the first half. He was replaced by senior George Sandven in the second half, but Gustavus still couldn't get on track offensively.

That was quite a change from last season's matchup when the Gusties piled up 465 yards of offense en route to a 38-35 victory in St. Peter. The loss kept the Johnnies from a berth in the MIAC championship game and prevented them from extending their school-record streak of eight-straight Division III playoff appearances.

Ginskey and Sandven combined to go 8 of 20 passing for 65 yards and an interception. Sixty of the 65 yards went to Jake Breitbach, the 2023 MIAC Offensive Player of the Year, on six catches. Gustavus' Caden Kleinschmidt, who was the reigning MIAC Offensive Player of the Week following his performance of seven receptions for 228 yards and three touchdowns in last week's 36-7 win at Macalester, was held without a catch.

SJU totaled 11 tackles for loss on the afternoon, including 3.5 from linebacker **Hayden Sanders** '25, who also forced a fumble.

The defensive dominance was especially important on an afternoon when it took the Johnnies' high-powered offense a little while to get going. SJU's first four possessions yielded three punts and a missed 34-yard field goal attempt.

Senior running back **Caden Wheeler** (Andover, Minn.) was the lone bright spot, carrying the ball 10 times for 65 yards in the first half, including a 1-yard touchdown run late in the second quarter that put the Johnnies on top 7-0 at halftime. Wheeler, though, was carted from the field after suffering a season-ending ankle injury in the third quarter.

Before that happened, SJU extended its lead to 14-0 on a 76-yard touchdown pass from senior quarterback **Aaron Syverson** '24 to senior tight end **Joey Gendreau** - a play that seemed to open the offensive floodgates.

Syverson - who finished 24 of 35 passing for 338 yards - connected with senior wideout **Dylan Wheeler** on a 34-yard touchdown pass later in the third quarter. Wheeler led the Johnnies with six catches for 101 yards. Then - after a 1-yard touchdown run by running back **Quinn Christoffersen** '25 extended the lead to 27-0 - he found junior wide receiver **Riley Schwellenbach** for a scoring strike of 13 yards to close out the scoring.

All-Time Series vs. Gustavus Adolphus

Year	Result	Date	Location
1923	SJU, 14-12	Nov. 10	St. Peter
1924	GAC, 33-0	Nov. 8	St. Peter
1925	GAC, 21-0	Nov. 7	St. Peter
1926	GAC, 20-0	Nov. 6	Collegeville
1927	GAC, 38-0	Nov. 12	St. Peter
1932	SJU, 7-0	Oct. 7	St. Peter
1933	GAC, 6-0	Nov. 4	Collegeville
1937	GAC, 13-12	Sept. 24	St. Peter
1938	SJU, 6-0	Oct. 22	Collegeville
1939	GAC, 26-0	Oct. 21	St. Peter
1942	SJU, 24-13	Nov. 11	Collegeville
1945	GAC, 38-0	Sept. 28	St. Peter
1946	GAC, 30-14	Oct. 12	St. Cloud
1947	GAC, 34-0	Oct. 3	St. Peter
1948	GAC, 20-13	Oct. 30	Collegeville
1949	GAC, 19-14	Oct. 28	St. Peter
1950	GAC, 34-0	Oct. 28	Collegeville
1952	GAC, 19-0	Nov. 8	St. Peter
1953	SJU, 21-7	Sept. 26	Collegeville
1954	GAC, 28-6	Oct. 9	St. Peter
1955	GAC, 19-14	Oct. 15	Collegeville
1956	GAC, 13-6	Oct. 6	St. Peter
1957	SJU, 13-0	Oct. 12	Collegeville
1958	GAC, 18-7	Oct. 18	St. Peter
1959	GAC, 14-0	Oct. 24	Collegeville
1960	<i>Tie</i> , 6-6	Oct. 29	St. Peter
1961	SJU, 36-0	Sept. 23	Collegeville
1962	SJU, 28-8	Sept. 29	St. Peter
1963	SJU, 34-7	Oct. 5	Collegeville
1964	GAC, 15-14	Oct. 17	St. Peter
1965	SJU, 34-0	Oct. 23	Collegeville
1966	<i>Tie</i> , 7-7	Oct. 29	St. Peter
1967	SJU, 12-7	Nov. 4	Collegeville
1968	GAC, 13-0	Sept. 21	St. Peter
1969	<i>Tie</i> , 7-7	Sept. 27	Collegeville
1970	GAC, 24-8	Oct. 10	St. Peter
1971	SJU, 20-10	Oct. 16	Collegeville
1972	GAC, 23-6	Oct. 21	St. Peter
1973	GAC, 26-19	Oct. 27	Collegeville
1974	SJU, 21-13	Oct. 5	St. Peter
1975	SJU, 26-7	Oct. 4	Collegeville
1976	SJU, 44-14	Oct. 30	Collegeville
1977	SJU, 28-18	Oct. 29	St. Peter
1978	SJU, 35-15	Oct. 7	Collegeville
1979	GAC, 45-17	Oct. 6	St. Peter
1980	GAC, 24-16	Oct. 4	St. Peter
1981	GAC, 14-10	Oct. 10	Collegeville
1982	SJU, 14-0	Oct. 9	Collegeville
1983	SJU, 23-16	Oct. 8	St. Peter
1984	GAC, 42-34	Nov. 10	Collegeville
1985	SJU, 43-9	Nov. 9	St. Peter
1986	GAC, 28-20	Oct. 11	St. Peter
1987	GAC, 32-31	Oct. 10	Collegeville
1987*	SJU, 7-3	Nov. 21	St. Peter
1988	SJU, 38-7	Sept. 17	St. Peter
1989	SJU, 29-28	Sept. 16	Collegeville
1990	SJU, 45-13	Oct. 13	St. Peter
1991	SJU, 35-14	Oct. 12	Collegeville
1992	SJU, 35-7	Oct. 3	Collegeville
1993	SJU, 55-14	Oct. 2	St. Peter
1994	SJU, 54-7	Oct. 15	Collegeville
1995	SJU, 35-24	Oct. 14	St. Peter
1996	SJU, 48-16	Oct. 12	St. Peter
1997	GAC, 24-16	Oct. 11	Collegeville
1998	SJU, 36-13	Nov. 13	Metrodome
1999	SJU, 31-16	Nov. 12	Metrodome
2000	SJU, 38-17	Oct. 14	St. Peter
2001	SJU, 35-20	Oct. 13	Collegeville
2002	SJU, 20-7	Oct. 5	St. Peter
2003	SJU, 35-13	Oct. 4	Collegeville
2004	SJU, 42-14	Sept. 25	Collegeville
2005	SJU, 41-14	Sept. 24	St. Peter
2006	SJU, 34-7	Oct. 14	Collegeville
2007	SJU, 40-0	Oct. 13	St. Peter
2008	SJU, 31-17	Sept. 27	Collegeville
2009	SJU, 38-10	Sept. 26	St. Peter
2010	SJU, 33-13	Oct. 23	Collegeville
2011	SJU, 24-16	Oct. 22	St. Peter
2012	SJU, 31-17	Oct. 27	Collegeville
2013	GAC, 23-20 (20T)	Nov. 2	St. Peter
2014	SJU, 29-19	Oct. 18	St. Peter
2015	SJU, 49-27	Oct. 17	Collegeville
2016	SJU, 56-10	Oct. 22	St. Peter
2017	SJU, 41-17	Oct. 21	Collegeville
2018	SJU, 45-13	Sept. 15	St. Peter (H.S.)
2019	SJU, 33-21	Sept. 21	Collegeville
2021	SJU, 37-7	Oct. 23	St. Peter
2022	SJU, 41-27	Oct. 22	Collegeville
2023	GAC, 38-35	Oct. 21	St. Peter
2024	SJU, 34-0	Oct. 26	Collegeville



SAINT JOHN'S
33

LAST MEETING



34



0

SATURDAY, OCT. 26, 2024 | COLLEGEVILLE, MINN.
CLEMENS STADIUM



LAST MEETING: SAINT JOHN'S 34, GUSTAVUS ADOLPHUS 0



Saturday, Oct. 26, 2024
Collegeville, Minn. | Clemens Stadium | Attendance: 11,514

	1st	2nd	3rd	4th	Final
Gustavus Adolphus (4-3, 3-2 MIAC)	0	0	0	0	0
Saint John's (7-0, 5-0 MIAC)	0	7	14	13	34

SCORING SUMMARY

QTR	TIME	TEAM		DRIVE	GAC	GAC
2nd	02:20	SJU	Caden Wheeler 1 yd run (Conor Murphy kick)	13 plays, 82 yards, TOP 7:23	0	7
3rd	14:08	SJU	Joey Gendreau 76 yd pass from Aaron Syverson (Conor Murphy kick)	2 plays, 74 yards, TOP 0:48	0	14
3rd	09:34	SJU	Dylan Wheeler 34 yd pass from Aaron Syverson (Conor Murphy kick)	8 plays, 69 yards, TOP 3:39	0	21
4th	06:17	SJU	Quinn Christoffersen 1 yd run (Conor Murphy kick blocked)	5 plays, 49 yards, TOP 2:50	0	27
4th	01:49	SJU	Riley Schwellenbach 13 yd pass from Aaron Syverson (Conor Murphy kick)	6 plays, 36 yards, TOP 2:12	0	34

TEAM STATISTICS

	SJU	GAC
FIRST DOWNS	9	19
Rushing	3	6
Passing	4	12
Penalty	2	1
NET YARDS RUSHING	61	120
Rushing Attempts	38	29
Average Per Rush	1.6	4.1
Rushing Touchdowns	0	2
Yards Gained Rushing	108	149
Yards Lost Rushing	47	29
NET YARDS PASSING	65	338
Completions-Attempts-Int	8-20-1	24-35-0
Average Per Attempt	3.2	9.7
Average Per Completion	8.1	14.1
Passing Touchdowns	0	3
TOTAL OFFENSE YARDS	126	458
Total offense plays	58	64
Average Gain Per Play	2.2	7.2
Fumbles: Number-Lost	2-0	3-1
Penalties: Number-Yards	5-40	7-65
PUNTS-YARDS	9-357	4-184
Average Yards Per Punt	39.7	46.0
Net Yards Per Punt	34.2	44.5
Inside 20	3	1
50+ Yards	2	0
Touchbacks	0	0
Fair catch	2	0
KICKOFFS-YARDS	1-64	6-345
Average Yards Per Kickoff	64.0	57.5
Net Yards Per Kickoff	39.0	39.3
Touchbacks	0	1
Fair Catch Yards	0	0
Punt returns: Number-Yards-TD	2-6-0	3-49-0
Average Per Return	3.0	16.3
Kickoff returns: Number-Yds-TD	5-84-0	1-25-0
Average Per Return	16.8	25.0
Interceptions: Number-Yds-TD	0-0-0	1-43-0
Fumble Returns: Number-Yds-TD	0-0-0	0-0-0
Miscellaneous Yards	0	0
Possession Time	31:10	28:50
1st Quarter	8:54	6:06
2nd Quarter	3:33	11:27
3rd Quarter	8:45	6:15
4th Quarter	9:58	5:02
Third-Down Conversions	4 of 15	4 of 11
Fourth-Down Conversions	0 of 1	1 of 2
Red-Zone Scores-Chances	0-0	3-6
Touchdowns	0-0	3-6
Field goals	0-0	0-6
Sacks By: Number-Yards	3-22	6-38
PAT Kicks	0-0	4-5
Field Goals	0-0	0-1
Points off turnovers	0	0

PASSING STATS

	CMP-ATT-INT	YDS	TD	LONG	SACK
Aaron Syverson	24-35-0	338	3	76	3
TOTALS	24-35-0	338	3	76	3

RUSHING STATS

	NO.	GAIN	LOSS	NET	TD	LONG	AVG.
Caden Wheeler	13	77	0	77	1	27	5.9
Will Blakey	8	38	1	37	0	10	4.6
Quinn Christoffersen	5	34	6	28	1	24	5.6
Aaron Syverson	3	0	22	-22	0	0	-7.3
TOTALS	29	149	29	120	2	27	4.1

RECEIVING STATS

	NO.	YDS	TD	LONG
Dylan Wheeler	6	101	1	34
Caden Wheeler	5	31	0	21
Joey Gendreau	4	92	1	76
Marselio Mendez	3	57	0	21
Joey Moberg	3	10	0	8
Riley Schwellenbach	2	36	1	23
Will Blakey	1	11	0	11
TOTALS	24	338	3	76

DEFENSE STATS

	SOLO	AST	TOT	TFL/YDS	SK/YDS	FF	FR/YDS	INT	BR	BLK	QBH
Aiden McMahon	4	7	11	1.5/7	-/-	-	-/-	-	1	-	-
Jake Schwinghammer	4	5	9	1.0/6	1.0/6	-	-/-	-	1	-	-
Cooper Yaggie	3	5	8	0.5/5	0.5/5	-	-/-	-	1	-	-
Hayden Sanders	4	3	7	3.5/9	1.0/6	1	-/-	-	-	-	-
Noah Arneson	1	3	4	-/-	-/-	-	-/-	-	-	-	-
Landon Gallagher	3	1	4	1.0/6	1.0/6	-	-/-	-	-	-	-
Jack St. Fleur	2	1	3	-/-	-/-	-	-/-	-	1	-	-
Westin Hoyt	1	2	3	-/-	-/-	-	-/-	-	-	-	-
Isaac Hetland	1	2	3	1.0/6	1.0/6	-	-/-	-	-	-	-
Andrew Molenaar	1	2	3	-/-	-/-	-	-/-	-	-	-	-
Zach Frank	1	2	3	1.5/9	1.5/9	-	-/-	-	-	-	2
Joe Akoh	1	1	2	-/-	-/-	-	-/-	-	-	-	-
Will Peroutka	2	-	2	-/-	-/-	-	-/-	-	1	-	-
Will Blakey	1	1	2	-/-	-/-	-	-/-	-	-	-	-
Evan Wahlin	1	-	1	-/-	-/-	-	-/-	-	-	-	-
Alex Harren	-	1	1	-/-	-/-	-	-/-	-	-	-	-
Blake Simonson	1	-	1	1.0/3	-/-	-	-/-	1-43	1	-	-
Jayden Leach	1	-	1	-/-	-/-	-	-/-	-	-	-	-

SCOUTING THE GUSTIES

Gustavus Adolphus started its season with four-straight losses, three of which came against MIAC opponents SJU has already faced. GAC traveled west for a 23-10 non-conference loss vs. Whitworth (Wash.), before being downed by then-No. 12 Bethel 41-7 in its home opener.

An unlikely series of events resulted in a loss at Concordia, as a failed two-point conversion – which occurred only after a CC penalty on a blocked PAT the play before – ended the game 14-13 in favor of the Cobbers. Jack Curtis and the Carleton Knights led a balanced offensive attempt to defeat the Gusties 45-28, out-gaining GAC 105-17 on the ground with 378 yards and a pair of 100-yard receivers for Curtis.

Since then, Gustavus defeated St. Olaf 35-21 on the road, trounced St. Scholastica 45-6 at home and posted a 63-9 rout at Hamline last Saturday (Oct. 25).

GAC falls in the middle of the conference in a number of MIAC statistics, sitting fourth in scoring offense (28.7 points/game), scoring defense (22.7 points against/game), rushing defense (108.1 yards allowed/game) and passing offense (246.0 yards/game). Gustavus has allowed the second-most sacks (14) but is tied for the league lead in interceptions (11).

Sophomore quarterback Jacob Ginskey began the season as the team's starter, amassing 286 yards through the air and 166 on the ground in three games before being replaced by classmate Dylan Blount after an injury. Blount has thrown for 300 yards or more in three of four of his starts since then, going 126-for-192 with five picks and 16 touchdowns. His 1,409 total yards of offense rank sixth in the MIAC so far this season.

Blount's top targets have been senior wide receiver Caden Kleinschmidt and senior quarterback-turned-receiver Dom Mathies. Kleinschmidt has 28 catches for 491 yards and six scores, while Mathies has hauled in a team-leading 38 receptions for 369 yards and three touchdowns.

Four Gusties have 100 yards or more on the ground this season, led by a pair of Walkers – senior Walker Britz and sophomore Walker Hennen – who have helped GAC average 101.6 yards on the ground per game. Britz has 60 touches and 183 yards for four touchdowns, while Hennen has 167 on 43 carries with a score.

Senior linebacker Bode Hogan leads the defense with 49 tackles (28 solo), half a sack, an interception, two pass breakups, two forced fumbles and two fumble recoveries. Senior defensive back Eric Lyons Jr. is next with 41 tackles (29 solo) and three pass breakups. Junior defensive lineman Max Olson is the top pass rusher for the Gusties, recording 5.0 tackles for loss (11 yards), 2.0 sacks and four quarterback hurries.

Mathies has also morphed into Gustavus' top returner, averaging 23.0 yards per punt return and 23.9 on kickoffs. Mathies and sophomore receiver Liam Frommelt lead the league in kick return average, with Frommelt's 25.8 per kick return ranking first in the MIAC and Mathies' 23.3 second. Gustavus is the top punt return team in the conference, averaging 17.9 yards per punt return.

Senior kicker/punter Owen Forsythe leads the league in punting yards (1,434), averaging 37.7 yards per punt. He is also 2-for-5 on field goals and 19-for-21 on PATs.

Peter Haugen is in his 17th season as the Gusties' head football coach with an 84-73 overall record. Haugen's Gusties have finished .500 or better in all but four seasons, including a second-place finish in the MIAC in 2023 and an 8-2 record for third in 2021. He previously served as the head coach at Washburn High School for 15 years before coming to Gustavus, compiling an 111-44 high school record with 11 league championships. He graduated from Bethel in 1991 where he started for the football (tight end), hockey (goalie) and baseball (catcher) teams.

THE LAST GAME

at Saint John's 49, Carleton 10 (Oct. 25)

No. 11 Saint John's defeated Carleton 49-10 in front of a Family Weekend crowd of 8,694 last Saturday (Oct. 25) in Clemens Stadium. The result knocked Carleton off the top of the MIAC standings after a five-game winning streak left the Knights 5-1 overall and 5-0 in conference play before facing the Johnnies last weekend.

Junior quarterback **Trey Feeney** had another big day in his second game as the team's full-time starter, throwing for 409 yards and six touchdowns, marking the eighth time a Johnnie QB has thrown for six scores or more. SJU scored on all of its first-half possessions for a 28-0 lead at the half. Feeney connected with senior wideout **Dylan Wheeler**

for touchdowns of 4 and 26 yards to open the game's scoring. Junior wide receiver **Riley Schwellenbach** (Woodbury, Minn./East Ridge) hauled in the third touchdown of the day in the second quarter to cap a seven-play, 82-yard drive, of which Schwellenbach accounted for 45 yards.

Sophomore defensive back **Will Peroutka** picked off Carleton senior quarterback Jack Curtis – NCAA Division III's leader in completions – to set up a 3-yard toss to sophomore wide receiver **Carson Hegerle** to end the half.

Feeney threw two more touchdown passes after halftime, including a 46-yard deep ball strike to senior receiver **Owen Amrhein** (Waconia, Minn.). Carleton kicker Marcus Merkelbach was the first player to put up points against the Johnnies at Clemens Stadium this season, drilling a 38-yard field goal in the third quarter.

Senior defensive back **Evan Wahlin** (Sartell, Minn./St. Cloud Cathedral) recovered a muffed punt on junior kicker **Matt Hansen's** (Longmont, Colo./Niwot) first boot of the game in the fourth quarter that led to Wheeler's third and final TD of the day – a three-yard pass from Feeney.

SJU forced Carleton three-and-out in the fourth quarter and added a final punctuation mark on the game with a 57-yard Hegerle punt return touchdown.

Carleton entered the game averaging 41.5 points and 501.3 yards per game, but finished with just 187 yards of offense and was held to (-7) yards rushing. Curtis – also the MIAC's leading passer – finished 29 of 36 passing, but averaged just under 6.7 yards per completion with none any longer than 18. He found tight end Rye Storrs for a late 4-yard touchdown, the first time an opposing team has found the end zone at Clemens Stadium.

The SJU defense recorded five sacks and three takeaways, led by junior linebacker **Aiden McMahon** (Maple Grove, Minn.), who collected 12 tackles (two solo). Senior defensive lineman **Zach Frank** added two sacks for 20 yards, a forced fumble and a quarterback hurry, while senior defensive lineman **Landon Gallagher** (Murrieta, Calif./Vista Murrieta), **Landon Danner** (Rosemount, Minn.) and McMahon got in on a sack for the Johnnies Saturday afternoon.

SJU has outscored the opposition 341-33 this season and 331-16 in its six victories. In their four home games, the Johnnies have now outscored opponents 231-10.

Gustavus Adolphus 63, at Hamline 10 (Oct. 25)

Gustavus Adolphus totaled 445 yards of total offense and forced three turnovers in a 63-9 win over Hamline at Klas Field last Saturday (Oct. 25).

The Gusties jumped out to a 28-7 lead after the first quarter and extended it to 47-7 by halftime, scoring touchdowns on seven consecutive possessions.

Hamline's lone touchdown came in the first quarter on a three-play, 70-yard drive that was highlighted by a 51-yard pass on the first snap of the drive.

Senior running back Walker Britz led the offense with 70 rushing yards and three touchdowns, while sophomore quarterback Dylan Blount accounted for four total scores – two passing and two rushing – and threw for 239 yards. Senior wide receiver Caden Kleinschmidt caught a 69-yard touchdown and finished with 119 yards.

The Gustavus defense held Hamline to 187 total yards and just eight first downs, forcing two fumbles and an interception.

Senior kicker/punter Owen Forsythe scored GAC's only points of the third quarter on a 22-yard field goal and was 6-for-7 on PATs, but the Pipers blocked freshman kicker Soren Gunsallus' extra point attempt on the Gusties' eighth touchdown and returned it for two points in the fourth quarter.

Junior defensive lineman Max Olson led the GAC defense with six tackles, all solo, as well as a sack for three yards. Senior linebacker Bode Hogan and senior defensive back Connor McCormick each forced a fumble, while sophomore defensive linemen Charlie Goodland and Torrin Smith contributed one of the Gusties' three total sacks.

Junior defensive back Alim Kamara picked off Hamline quarterback Jacob Aki for the only interception of the day.



THE FASCHING FILE



Born	Sept. 30, 1958
Hometown	Winsted, Minn.
High School	Holy Trinity, 1977
Wife	Cindy
Children	daughters, Laura and Megan sons, Jeff, Ryan and Scott
Degrees	Social Science; Saint John's, 1981 Sports Management; St. Cloud State, 2000

DURING FASCHING'S TENURE ON STAFF

All-Americans	82 (79 football, 3 track & field)
Academic All-Americans	29
All-MIAC First-Team Selections	225
MIAC Championships	16
	1996, 1998, 1999, 2001, 2002, 2003, 2005, 2006, 2008, 2009, 2014, 2018, 2019, 2021, 2022, 2024
Postseason Appearances	21
	1996, 1998, 1999, 2000, 2001, 2002, 2003, 2005, 2006, 2007, 2008, 2009, 2014, 2015, 2016, 2017, 2018, 2019, 2021, 2022, 2024

FOLLOWING THE LEGEND

A 1981 SJU graduate, Fasching became the 16th head coach in the 102-year history of Saint John's University football following the 2012 season. He succeeded John Gagliardi, who announced his retirement following 60 seasons at SJU, after serving 17 seasons as an assistant football coach and recruiting coordinator at SJU. Fasching was a three-year starter for Gagliardi and the Johnnies at linebacker during the 1978 and 1980-81 seasons. A knee injury held him out of the 1979 season.

AS AN ASSISTANT

The Johnnies posted a 164-39 record (120-22 MIAC) with 10 conference titles and 12 postseason appearances (22-11 playoff record), including the 2003 national championship, 2000 national runner-up performance and four national semifinal games during his tenure as an assistant coach. He also coached SJU's throwers as an assistant track and field coach from 1996-2011.

AT ST. CLOUD CATHEDRAL

Prior to joining the Johnnies' coaching staff, Fasching served as the head football coach at St. Cloud Cathedral High School from 1986-95, where he led the Crusaders to the State Class B title in 1992 and 1993.

HALL OF FAMER & COACH OF THE YEAR

Fasching was inducted into the Minnesota Football Coaches Association Hall of Fame in April 2022 and St. Cloud Cathedral's Athletic Hall of Fame in February 2022. He is a seven-time MIAC Coach of the Year: 2014, 2017, 2018, 2019, 2021, 2022 and 2024.

FASCHING'S COACHING RECORD

Year	School	Position	Record	Notes
1982	St. Cloud Cathedral	Defensive Coordinator	6-3	
1983	St. Cloud Cathedral	Defensive Coordinator	3-6	
1984	St. Cloud Cathedral	Defensive Coordinator	5-4	
1985	St. Cloud Cathedral	Defensive Coordinator	6-4	
			20-17 (.541)	
1986	St. Cloud Cathedral	Head Coach	4-5	
1987	St. Cloud Cathedral	Head Coach	2-6	
1988	St. Cloud Cathedral	Head Coach	7-3	
1989	St. Cloud Cathedral	Head Coach	6-5	
1990	St. Cloud Cathedral	Head Coach	2-7	
1991	St. Cloud Cathedral	Head Coach	1-7	
1992	St. Cloud Cathedral	Head Coach	10-4	Class B State Champions
1993	St. Cloud Cathedral	Head Coach	14-0	Class B State Champions
1994	St. Cloud Cathedral	Head Coach	4-5	
1995	St. Cloud Cathedral	Head Coach	7-4	
			57-46 (.553)	
1996	Saint John's	Defensive Assistant	11-1	MIAC Champions, NCAA
1997	Saint John's	Defensive Assistant	6-4	
1998	Saint John's	Defensive Assistant	11-1	MIAC Champions, NCAA
1999	Saint John's	Defensive Assistant	11-2	MIAC Champions, NCAA
2000	Saint John's	Defensive Assistant	13-2	National Runner-Up
2001	Saint John's	Defensive Assistant	11-3	MIAC Champions, NCAA
2002	Saint John's	Defensive Assistant	12-2	MIAC Champions, NCAA
2003	Saint John's	Defensive Assistant	14-0	National Champions
2004	Saint John's	Defensive Assistant	7-3	
2005	Saint John's	Defensive Assistant	11-1	MIAC Champions, NCAA
2006	Saint John's	Defensive Assistant	11-2	MIAC Champions, NCAA
2007	Saint John's	Defensive Assistant	10-2	NCAA
2008	Saint John's	Defensive Assistant	8-3	MIAC Champions, NCAA
2009	Saint John's	Defensive Assistant	10-1	MIAC Champions, NCAA
2010	Saint John's	Defensive Assistant	7-3	
2011	Saint John's	Defensive Assistant	6-4	
2012	Saint John's	Defensive Assistant	5-5	
			164-39 (.808)	
2013	Saint John's	Head Coach	7-3	
2014*	Saint John's	Head Coach	10-2	MIAC Champions, NCAA
2015	Saint John's	Head Coach	10-2	NCAA
2016	Saint John's	Head Coach	10-2	NCAA
2017*	Saint John's	Head Coach	9-2	NCAA
2018*	Saint John's	Head Coach	12-1	MIAC Champions, NCAA
2019*	Saint John's	Head Coach	12-2	MIAC Champions, NCAA
2021*	Saint John's	Head Coach	11-1	MIAC Champions, NCAA
2022*	Saint John's	Head Coach	10-2	MIAC Champions, NCAA
2023	Saint John's	Head Coach	8-2	
2024*	Saint John's	Head Coach	11-1	MIAC Champions, NCAA
2025	Saint John's	Head Coach	6-1	
			116-21 (.847)	

*MIAC Coach of the Year

SJU'S RECORD UNDER HEAD COACH GARY FASCHING

Category	2013	2014	2015	2016	2017	2018	2019	2021	2022	2023	2024	2025	TOTAL
Record	7-3	10-2	10-2	10-2	9-2	12-1	12-2	11-1	10-2	8-2	11-1	6-1	116-21
MIAC	5-3	7-1	7-1	7-1	7-1	8-0	7-1	8-0	7-1	7-1	8-0	5-1	83-11
Non-Conference (Regular Season)	2-0	2-0	2-0	2-0	2-0	2-0	2-0	2-0	2-0	1-1	2-0	1-0	22-1
Postseason	---	1-1	1-1	1-1	0-1	2-1	3-1	1-1	1-1	---	1-1	---	11-9
Home	3-2	5-1	6-1	5-1	6-0	8-0	5-1	7-1	7-1	5-0	7-1	4-0	68-9
Away	4-1	5-1	4-1	5-1	3-1	3-1	6-1	4-0	3-1	3-2	4-0	2-1	46-11
Neutral	---	---	---	---	0-1	1-0	1-0	---	---	---	---	---	2-1
Ranked (AFCA/D3football.com)	2-2	7-1	10-2	10-2	9-2	12-1	12-2	11-1	10-2	8-2	11-1	6-1	108-19
vs. Ranked (AFCA/D3football.com)	1-1	2-1	2-2	1-2	1-2	2-1	4-1	4-1	3-2	2-1	4-1	0-1	26-16
Ranked vs. Ranked (AFCA/D3football.com)	---	1-1	1-2	1-2	1-2	2-1	4-1	4-1	3-2	2-1	4-1	0-1	23-15
Score First	5-1	8-0	8-0	8-0	9-1	11-0	8-2	9-1	7-1	5-1	8-1	6-1	92-9
Opponent Score First	2-2	2-2	2-2	2-2	0-1	1-1	4-0	2-0	3-1	3-1	3-0	---	24-12
Leading at Half	5-1	8-0	10-0	9-0	8-0	12-0	9-0	9-0	10-1	7-0	10-0	6-0	103-2
Trailing at Half	1-2	1-1	0-1	1-2	0-2	0-1	3-2	2-1	0-1	1-1	---	---	9-14
Tied at Half	1-0	1-1	0-1	---	1-0	---	---	---	---	0-1	1-1	0-1	4-5
Leading after Third Quarter	5-1	10-0	10-0	9-0	9-0	12-0	11-0	10-0	10-1	7-0	10-0	6-0	109-2
Trailing after Third Quarter	1-2	0-1	0-2	1-2	0-2	0-1	1-1	1-1	0-1	1-2	1-1	---	6-16
Tied after Third Quarter	1-0	0-1	---	---	---	---	0-1	---	---	---	---	0-1	1-3
Overtime	0-1	---	---	---	---	---	0-1	---	---	1-0	---	---	1-2
September	3-1	3-1	3-1	3-1	4-1	4-0	3-0	3-0	2-1	3-1	3-0	3-0	37-7
October	3-0	3-0	4-0	4-0	3-0	4-0	4-0	5-0	5-0	3-1	4-0	3-1	45-2
November	1-2	4-1	3-1	3-1	2-1	4-0	4-1	3-1	3-1	2-0	4-0	---	33-9
December	---	---	---	---	---	0-1	1-1	---	---	---	0-1	---	1-3
Scoring less than 20 points	2-2	0-2	0-2	0-1	1-2	0-1	2-1	---	---	---	---	0-1	6-12
Scoring 20+ points	5-1	10-0	10-0	10-1	8-0	12-0	10-1	11-1	10-2	8-2	11-1	6-0	111-9
Scoring 30+ points	2-0	5-0	8-0	9-0	7-0	11-0	10-1	10-0	8-0	6-1	10-1	6-0	92-3
Scoring 40+ points	---	2-0	8-0	8-0	6-0	10-0	7-0	6-0	6-0	5-0	8-0	6-0	71-0
Allowing less than 20 points	6-0	9-0	8-0	8-0	9-1	9-0	7-1	8-0	8-0	4-0	7-0	6-1	89-3
Allowing 20+ points	1-3	1-2	2-2	2-2	0-1	3-1	5-1	3-1	2-2	4-2	4-1	---	27-18
Allowing 30+ points	---	---	0-2	1-2	---	---	2-1	1-1	1-0	1-2	2-1	---	8-9
Rushing for less than 100 yards	1-1	0-1	0-2	1-1	1-1	1-1	4-1	0-1	4-1	4-2	3-1	1-1	20-14
Rushing for 100+ yards	6-2	10-1	10-0	9-1	8-1	11-0	8-1	11-0	6-1	4-0	8-0	5-0	96-7
Rushing for 200+ yards	2-0	7-0	8-0	7-0	6-0	5-0	3-1	6-0	2-0	2-0	2-0	1-0	51-1
Rushing for 300+ yards	---	3-0	---	2-0	3-0	2-0	---	1-0	---	---	---	---	11-0
Passing for less than 200 yards	5-2	9-2	6-0	2-1	4-2	---	---	2-0	---	---	---	---	28-7
Passing for 200+ yards	2-1	1-0	4-2	8-1	5-0	12-1	12-2	9-1	10-2	8-2	11-1	6-1	88-14
Passing for 300+ yards	---	---	---	1-0	1-0	3-1	9-2	3-0	5-1	6-0	10-1	5-0	43-5
Passing for 400+ yards	---	---	---	---	---	1-1	6-0	1-0	---	3-0	4-1	3-0	18-2
Totaling less than 200 yards	---	---	---	---	0-1	---	---	---	---	---	---	---	0-1
Totaling 200+ yards	7-3	10-2	10-2	10-2	9-1	12-1	12-2	11-1	10-2	8-2	11-1	6-1	116-20
Totaling 300+ yards	6-2	9-1	9-0	9-1	8-0	12-1	12-2	10-1	9-2	8-1	11-1	6-1	109-13
Totaling 400+ yards	1-0	3-0	7-0	8-0	6-0	10-1	10-1	9-0	4-1	6-0	11-1	6-0	82-4
Allowing less than 100 yards	---	---	---	3-0	3-0	1-0	---	---	---	---	---	---	7-0
Allowing less than 200 yards	---	2-0	1-0	7-0	5-0	3-0	4-0	4-0	---	2-0	5-0	4-0	37-0
Allowing less than 300 yards	3-1	6-0	5-0	7-0	9-0	7-0	6-1	9-1	7-0	6-0	6-0	5-0	76-3
Allowing 300+ yards	4-2	4-2	5-2	3-2	0-2	5-1	6-1	2-0	3-2	2-2	5-1	0-1	39-18
Having a 100-yard Rusher	2-0	10-0	8-0	1-1	3-1	2-0	1-1	5-0	0-1	---	2-0	---	34-4
Having 2 100-yard Rushers	---	1-0	---	---	---	1-0	---	---	---	---	---	---	2-0
Having a 100-yard Receiver	3-0	---	3-1	4-0	2-0	4-1	10-2	4-0	6-1	5-1	9-1	5-1	55-8
Having a 200-yard Receiver	---	---	---	---	---	1-0	1-0	---	---	1-0	---	---	3-0
Opponent 100-yard Rusher	4-0	1-1	1-2	1-2	0-1	2-0	2-0	1-0	1-0	0-1	1-1	0-1	14-9
Opponent 100-yard Receiver	2-1	3-0	4-0	2-0	1-0	3-0	3-0	3-1	3-1	1-1	4-1	---	29-5
No Turnovers	1-0	5-0	4-0	3-0	3-1	6-0	3-0	2-0	2-0	2-0	3-0	2-0	36-1
Less than 3 Turnovers	3-3	9-2	10-0	9-1	9-2	10-0	11-1	10-0	8-1	8-2	10-1	5-1	102-14
3+ Turnovers	4-0	1-0	0-2	1-1	---	2-1	1-1	1-1	2-1	---	1-0	1-0	14-7
No Takeaways	2-0	1-1	1-1	---	1-0	1-1	3-0	1-1	1-0	1-1	3-0	0-1	15-6
Less than 3 Takeaways	3-2	4-2	6-2	6-2	5-2	7-1	7-2	8-1	7-2	6-1	7-1	5-1	71-19
3+ Takeaways	4-1	6-0	4-0	4-0	4-0	5-0	5-0	3-0	3-0	2-1	4-0	1-0	45-2
30:00+ Possession	4-2	7-1	4-0	10-1	7-0	5-0	4-1	8-1	5-1	6-0	8-0	3-1	71-8
Less than 30:00 Possession	3-1	3-1	6-2	0-1	2-2	7-1	8-1	3-0	5-1	2-2	3-1	3-0	45-13

WINS IN FIRST 11 SEASONS/137 GAMES

Gary Fasching is off to the best start, in regard to wins, by any head coach in program history. That history, of course, includes the likes of college football's all-time wins leader, **John Gagliardi**. Fasching is also ahead of Gagliardi's pace when it comes to their first 137 games coached at SJU.

Among SJU Football Coaches With Six Seasons Coached or More

Coach	First 11 Seasons	First 137 Games	Total at SJU
Gary Fasching	110-20 (.846)	116-21 (.847)	116-21 (.847)
John Gagliardi	67-23-2 (.739)	96-38-3 (.712)	465-132-10 (.774)
Joe Benda	42-26-8 (.605)	---	57-32-8 (.629)

SJU'S HEAD FOOTBALL COACHES

CHRONOLOGICAL

Name	Yrs. (Seasons)	Record (Pct.)
John O'Leary	1900-01 (2)	4-2-0 (.667)
Ignatius Vonderhaar	1902 (1)	0-1-0 (.000)
Peter Boquel	1903-04 (2)	3-2-0 (.600)
Harry Comeau	1905-06 (2)	3-0-0 (1.000)
Frank Cassidy	1907 (1)	1-3-0 (.250)
William Brennan	1908-09 (2)	4-6-0 (.400)
Edward Cahill	1920-21 (2)	1-6-0 (.143)
Fred Sanborn	1922-23 (2)	3-8-0 (.273)
Eugene Aldrich	1924 (1)	1-4-1 (.250)
Wilfred Houle	1925-29 (5)	7-22-3 (.266)
Joe Benda	1930-36, 1941-42, 1945-49 (14)	57-32-8 (.629)
George Durenberger	1937-40 (4)	20-10-1 (.661)
Henry Welsch	1944 (1)	1-0-1 (.750)
John McNally	1950-52 (3)	13-9-0 (.591)
John Gagliardi	1953-12 (60)	465-132-10 (.774)
Gary Fasching	2013-current (13)	116-21-0 (.847)

WINS - OVERALL

1. John Gagliardi	465
2. Gary Fasching	116
3. Joe Benda	57

PCT. - OVERALL (min. 15 games)

1. Gary Fasching	.847 (116-21)
2. John Gagliardi	.774 (465-132-10)
3. George Durenberger	.661 (20-10-1)

WINS - MIAC

1. John Gagliardi	362
2. Gary Fasching	83
3. Joe Benda	35

PCT. - MIAC (min. 10 games)

1. Gary Fasching	.883 (83-11)
2. John Gagliardi	.780 (362-99-9)
3. George Durenberger	.625 (12-7-1)

WINS - HOME

1. John Gagliardi	241
2. Gary Fasching	68
3. Joe Benda	30

PCT. - HOME (min. 15 games)

1. Gary Fasching	.883 (68-9)
2. John Gagliardi	.818 (241-52-4)
3. Joe Benda	.722 (30-10-5)



FASCHING VS. THE OPPONENTS

OPPONENT	OVERALL	HOME	AWAY	NEUTRAL
Augsburg	12-0	7-0	5-0	---
Aurora, Ill.	2-0	2-0	---	---
Bethel	12-3	7-1	5-2	---
Buena Vista, Iowa	2-0	1-0	1-0	---
Carleton	12-0	6-0	6-0	---
Carthage, Wis.	1-0	1-0	---	---
Chapman, Calif.	1-0	---	1-0	---
Concordia-Moorhead	10-3	3-3	7-0	---
Dubuque, Iowa	2-0	2-0	---	---
Gustavus Adolphus	9-2	5-0	3-2	1-0
Hamline	8-0	4-0	4-0	---
Lake Forest, Ill.	1-0	1-0	---	---
Linfield, Ore.	0-1	0-1	---	---
Macalester	1-0	1-0	---	---
Martin Luther	2-0	2-0	---	---
Mary Hardin-Baylor, Texas	0-1	---	0-1	---
Minnesota-Morris	1-0	1-0	---	---
North Central, Ill.	0-1	---	0-1	---
Northwestern	1-0	1-0	---	---
Presentation, S.D.	1-0	1-0	---	---
Rose-Hulman, Ind.	1-0	1-0	---	---
St. Olaf	11-0	5-0	6-0	---
St. Scholastica	7-0	5-0	2-0	---
St. Thomas	4-4	1-2	2-1	1-1
Susquehanna, Pa.	0-1	0-1	---	---
Thomas More, Ky.	1-0	1-0	---	---
Trinity, Texas	1-0	1-0	---	---
Wartburg, Iowa	1-2	1-1	0-1	---
Wheaton, Ill.	1-0	---	1-0	---
Whitworth, Wash.	1-0	1-0	---	---
UW-Eau Claire	2-0	1-0	1-0	---
UW-La Crosse	1-0	1-0	---	---
UW-Oshkosh	0-1	---	0-1	---
UW-Platteville	1-0	1-0	---	---
UW-River Falls	3-0	2-0	1-0	---
UW-Stout	2-0	1-0	1-0	---
UW-Whitewater	1-2	1-0	0-2	---
TOTAL	116-21	68-9	46-11	2-1

WINNINGEST ACTIVE COACHES

BY PERCENTAGE

This list includes all coaches with at least five seasons at four-year colleges regardless of division or association.

**entering the 2025 season*

Name	Yrs. (Seasons)	Record (Pct.)
1. Geoff Dartt, Mount Union (Ohio)	5	56-4-0 (.933)
2. Kalen DeBoer, Alabama	10	114-16-0 (.877)
3. Ryan Day, Ohio State	7	70-10-0 (.875)
4. Tony Annese, Ferris State (Mich.)	12	137-21-0 (.867)
5. Brett Dietz, DePauw (Ind.)	5	41-7-0 (.854)
6. Jeff Devaney, Trinity (Conn.)	18	128-23-0 (.848)
7. Kirby Smart, Georgia	9	105-19-0 (.847)
8. Gary Fasching, Saint John's (Minn.)	11	110-20-0 (.846)
9. Matt Entz, Fresno State (Calif.)	5	60-11-0 (.845)
10. Joseph Smith, Linfield (Ore.)	18	166-31-0 (.843)
11. Paul Simmons, Harding (Ark.)	7	77-15-0 (.837)
12. Don Beebe, Aurora (Ill.)	6	51-10-0 (.836)
13. Nate Milne, Muhlenberg (Pa.)	6	60-13-0 (.822)
14. Duke Greco, West Chester (Pa.)	10	95-21-0 (.819)
15. Mike Jacobs, Mercer (Ga.)	9	85-20-0 (.810)

ASSISTANT COACHES

BRANDON NOVAK



Defensive Coordinator/Defensive Backs

Saint John's '01, 26th season

Novak is in his 26th season as an assistant coach for the Johnnies in 2025. A 2001 graduate of SJU, Novak was named the MIAC Most Valuable Player as a linebacker in 1999 and a two-time, first-team All-America selection. He coached linebackers for 11 seasons but transitioned to the offensive side of the ball to coach running backs in 2012, only to return to the defensive side of the ball in 2013. Novak ended a 10-year tenure as the head wrestling coach at SJU following the 2013-14 season. On the mat, Novak won the national wrestling title at 197 pounds in March 2001 and was a three-time All-American. He was inducted into the Division III National Wrestling Coaches' Association (NWCA) Hall of Fame in March 2017. Novak and his wife, Heather, live in St. Joseph with their two sons, Sebastian and Maikol, and daughter, Luciana.



KOLE HECKENDORF

Offensive Coordinator/Receivers

North Dakota State '08, 13th season

Heckendorf is in his 13th season as an offensive assistant in 2025 and the eighth as the Johnnies' offensive coordinator. SJU averaged 42.8 points and 475.8 yards of offense per game (148.0 rushing and 327.8 passing) in his first six seasons (73 games) as offensive coordinator. In 2002, Heckendorf set a pair of Wisconsin records with 116 receptions for 1,714 yards as a junior at Mosinee High School and ended his career as the state's all-time leader in receiving yards (3,831) and touchdowns (36). Heckendorf accepted a scholarship to FCS North Dakota State and ended a four-year collegiate career (2005-08) as the all-time leader in catches (178) and receiving yards (2,732). He signed with the Green Bay Packers as an undrafted free agent in 2009 and later joined four other National Football League organizations: the Detroit Lions, Seattle Seahawks, San Diego Chargers and Indianapolis Colts. Kole and his wife, Kristen, son, Landon, and daughter, Hallie, reside in Sauk Rapids.



DAMIEN DUMONCEAUX



Recruiting Coordinator/Defensive Line

Saint John's '05, 20th season

Dumonceaux is in his 20th season on the defensive coaching staff in 2025 after serving as a three-year starter at nose tackle from 2003-05. A 2005 All-American, Dumonceaux received a pair of national awards, Football Gazette's Defensive Lineman of the Year and D3football.com's Defensive Player of the Year, and received the MIAC Mike Stam Award as the conference's top lineman. Dumonceaux and his wife, Patricia, have a son, Fischer, and live in St. Joseph.



ASSISTANT COACHES



JOSH BUNGUM

Quarterbacks

Saint John's '16, 10th season

Bungum is in his 10th season as an SJU assistant coach in 2025. A 2016 graduate of SJU, Bungum was named D3football.com All-American honorable mention in 2015 as a returner, where he was a two-time All-MIAC first-team selection.



MAX JACKSON

Defensive Assistant/ Diversity & Student Success

Saint John's '19, fifth season

Jackson is in his fifth season as a defensive assistant, as well as the program's diversity and student success officer, in 2025. A 2019 graduate and a two-sport star, Jackson was a two-time All-American safety and All-Region outfielder for SJU.



JAMES HERBERG

Defensive Backs/ Recruiting

Gustavus '09, first season

Herberg led Rocori High School to eight state tournament appearances - four as a defensive assistant (2009-17) and four more as head coach (2018-24), including Minnesota Class AAAA state championships in 2011 and 2019, and a state runner-up finish in 2023.



ISAIAH TRAUFFER

Tight Ends/Recruiting

Saint John's '24, first season

A 2024 graduate of Saint John's, Trauffer served as player personnel and a recruiting assistant at Division I (FBS) Wisconsin last fall before re-joining the Johnnies this season.



WILL BLAKEY

Running Backs

Saint John's '27, fifth season

A 2016 graduate of St. Paul Central High School, Blakey served six years of active duty in the U.S. Air Force. He transferred to SJU from Division I Portland State prior to the 2024 season and rushed for 446 yards and 10 touchdowns.



BEN ELI

Offensive Line

Saint John's '16, ninth season

The 2025 season is Eli's ninth as an assistant coach at SJU. A December 2016 graduate, Eli was an American Football Coaches' Association (AFCA) All-America first-team selection in 2016. He was also named to the D3football.com All-West Region second-team and was an All-MIAC first-team selection in 2016.



COLLIN FRANZ

Defensive Assistant/ Defensive Line

Saint John's '21, fourth season

Franz is in his fourth season as an assistant coach for SJU in 2025. Franz started all 12 games in 2021 and posted a career-high 7.5 tackles for loss, an interception, fumble recovery and batted down five passes.



MIKE MAGNUSON

Offensive Line

Saint John's '90, 11th season

Magnuson is in his sixth season as an assistant coach for SJU in 2021 and the fourth as the team's offensive line coach. A 1990 graduate of SJU, Magnuson was a three-year starter at offensive tackle and a member of two NCAA playoff teams (1987 and 1989) and the 1989 MIAC championship squad.



ALEXI JOHNSON

Kickers

Saint John's '17, eighth season

Johnson is in his eighth season as a volunteer assistant coach for the Johnnies in 2025. A 2017 graduate of SJU, Johnson was a four-year kicker for the Johnnies from 2013-16 and ended his career second in school history in both career field goals (27) and career PAT's (190).



ANDY AUGER

Volunteer Defensive Assistant

Saint John's '95, seventh season

Auger is in his seventh season as a volunteer assistant coach for SJU's defense in 2025. A 1995 graduate of SJU, Auger played both baseball and football for the Johnnies and was a member of four MIAC-champion teams across the two sports.



TOM WICKA

Volunteer Assistant/ Linebackers

Saint John's '90, fourth season

Wicka is in his fourth season as a volunteer assistant coach for the Johnnies in 2025, working with linebackers. A 1990 graduate of SJU, Wicka was a three-year starter at linebacker and a member of two NCAA playoff teams (1987 and 1989) and the 1989 MIAC championship squad.



JIM PLATTEN

Volunteer Equipment Manager

Saint John's '74, 26th season

For well over 25 years, Jim Platten '74 has volunteered in the equipment room, helping out with the football team and other programs. Along the way, Platten has been a friend, resource and mentor to multiple generations of Johnnie student-athletes.

SUPPORT STAFF

Dan O'Brien	Interim Director of Athletics	St. Thomas '87	First season
Ryan Klinkner	Athletic Communications	Saint John's '04	20th season
Jordan Modjeski	Athletic Communications	Saint Mary's '22	First season
Alex Baumann	Athletics Operations Coordinator	Minnesota-Morris '23	First season
Scott Bierscheid	Athletic Trainer	MSU-Mankato '92	29th season
Cody Tusler	Equipment Manager	North Dakota State '18	First season
Peyton Bigaouette	Facility & Game Day Operations	Saint John's '24	Second season
Justin Rost	Strength & Conditioning	Northwestern (Iowa) '11	12th season

A NOON START ON NOV. 8

Starting next week (Nov. 8), game times for contests follow after Daylight Savings Time ends will kick off at noon (previously 1 p.m.). This change was adopted by MIAC membership to match the NCAA Playoffs' start time and provide teams with an extra hour of sunlight for late-season games. Teams may elect to kick off later if playing at a venue with game-appropriate lights. Next Saturday's game vs. St. Scholastica in Collegeville will kickoff at noon, as well as the regular-season finale vs. St. Olaf on Nov. 15.

CLOSING IN ON 700 WINS

The Johnnies' 2014 NCAA Division III playoff win over St. Scholastica enabled SJU to become the second college football program in Minnesota to reach 600 all-time victories. SJU began the 2025 season 49 wins shy of Division I Minnesota, despite playing 28 fewer seasons.

As of Oct. 25, 2025, the Johnnies are just two wins shy of 700 in program history. SJU would be the 55th college football team (any level) to achieve the feat and the fifth in NCAA Division III.

Most Wins in Minnesota College Football History (as of Oct. 25, 2025)

School	W	L	T	Pct.	Seasons
1. Minnesota	746	551	44	.572	141
2. Saint John's	698	259	24	.723	113
3. St. Thomas	659	366	32	.638	119
4. Minnesota-Duluth	576	286	24	.663	91
5. Concordia-Moorhead	564	329	38	.626	106
6. Gustavus Adolphus	538	381	21	.583	109
7. MSU-Mankato	523	405	27	.561	98
8. Carleton	512	507	25	.502	129
9. St. Olaf	489	416	20	.539	106
10. Winona State	484	522	32	.481	123

SJU's Milestone Wins

Date	Win	Coach	Opponent	Result
Sept. 10, 1949	100th	Joe Benda	vs. Bemidji State	W, 20-7
Dec. 11, 1965	200th	John Gagliardi	vs. Linfield (Ore.)*	W, 33-0
Oct. 3, 1981	300th	John Gagliardi	at Hamline	W, 31-19
Nov. 27, 1993	400th	John Gagliardi	at Wisconsin-La Crosse*	W, 47-25
Oct. 18, 2003	500th	John Gagliardi	vs. Augsburg	W, 63-9
Nov. 22, 2014	600th	Gary Fasching	vs. St. Scholastica*	W, 35-7

* denotes NCAA playoff game

LET'S BE FRANK

Senior defensive lineman **Zach Frank** was named one of 175 semifinalists for the 2025 William V. Campbell Trophy and is a candidate for the 2025 National Football Foundation (NFF) Scholar-Athlete Awards, presented by Fidelity Investments. He is one of 33 student-athletes from NCAA Division III and one of two nominees from the Minnesota Intercollegiate Athletic Conference (MIAC) for the Campbell Trophy – joining St. Olaf defensive end Noah Barrett.

Since 1995, 24 Johnnies have been nominated for the Campbell Trophy. SJU is the lone program of 658 NCAA schools that play football to have nominated a Campbell Trophy scholar-athlete each of the past 23 seasons.

The award recognizes an individual as the absolute best football scholar-athlete in the nation and up to 16 of the candidates will be named recipients of the prestigious NFF National Scholar-Athlete Award. Nominated by their schools, which are limited to one nominee each, candidates for the awards must be a senior or graduate student in their final year of eligibility, have a GPA of at least 3.2 on a 4.0 scale, have shown outstanding football ability as a first-team player or significant contributor and must have demonstrated strong leadership and citizenship. Launched in 1959, the NFF National Scholar-Athlete program awards \$18,000 scholarships that can be used for the honorees' postgraduate education. SJU has produced four NFF National Scholar-Athlete Award winners: defensive lineman **Michael Wozniak** '22 (2022), linebacker **Carter Hanson** '17 (2016), linebacker **Matt Hawn** '06 (2005) and wide receiver **Chris Palmer** '96 (1995).

The class is selected each year by the NFF Awards Committee, which is comprised of a nationally recognized group of media, members of the College Football Hall of Fame and athletics administrators.

An accounting major (exercise and health science minor) with a 3.86 GPA, Frank was named to the 2024 College Sports Communicators (CSC) Academic All-America second

team and collected his second CSC Academic All-District and Academic All-MIAC (minimum 3.5 GPA) honors last season. He is a five-time Dean's list honoree (minimum 3.80 GPA) out of eight semesters at SJU.

On the field, Frank was named to the 2024 D3football.com All-America fourth team after he garnered his second-consecutive D3football.com All-Region and All-MIAC honors last fall. He led the team in sacks (9.0) and quarterback hurries (6), and was second in tackles for loss (11.5) for a defense that ended the 2024 regular season as the NCAA Division III leader on fourth down (20 percent/5-for-25), third in sacks (4.10 spg.), sixth in the red zone (.565/13-for-23); eighth against the run (53.8 ypg.) and 19th in points allowed (13.0 ppg.). In 2023, Frank led SJU with nine tackles for loss and seven quarterback hurries, and tied for the team lead with 5.5 sacks in 10 games. Frank has 99 tackles (52 solo), including 34.5 tackles for a loss, 24.0 sacks, 17 quarterback hurries, three forced fumbles and one fumble recovery in 38 career games.

Off the field, Frank is in his fifth year raising money for St. Jude Children's Research Hospital as a member of the SJU football team. The Johnnies raised \$63,700 last fall, the program's 10th year supporting the organization. He studied abroad in London during Spring 2024 and participated in a service internship with Boxing Futures, which is an outreach program for at-risk youth (ages 12-25). Frank helped set up and run boxing sessions each week for the participants, as well as reached out to other potential sites for more programs to be established in the future.

He helped start a club on campus called Johnnies and Bennies in Community (JBIC) in Fall 2024. The first location was Madison Elementary School in St. Cloud, where the club created a mentorship program for kids who need a positive influence in their life. There are currently 15 mentors going to the school either once or twice each week for an hour.

Frank was named SJU's 2023-24 NovaCare Comeback Athlete of the Year. Honorees must have suffered a substantial injury and be known to SJU's NovaCare Rehabilitation on-campus, physical therapy professionals. NovaCare is the preferred physical therapy and athletic training services provider for Saint John's University. Frank suffered a severe lateral bucket handle meniscus tear during the third game of the 2022 season and was initially told the timeline to return to high-intensity training was five months. Due to hard work and dedication to the rehabilitation program, he was cleared for full participation one month early.

WHEELER & GOOD WORKS

Senior wide receiver **Dylan Wheeler** was one of 22 student-athletes across all divisions of college football named to the 2025 Allstate American Football Coaches Association (AFCA) Good Works Team on Sept. 16. The 2025 season marks the 34th anniversary of the award, which was established in 1992 to recognize a select group of college football players who have made a commitment to service and enriching the lives of others.

Wheeler is one of seven honorees from the NCAA Division III level – joining offensive lineman Charlie Pearson of Johns Hopkins (Md.), quarterback Carter St. John of Alma (Mich.), offensive lineman Canyon Schneider of Denison (Ohio), kicker/punter Owen Schuckert of John Carroll (Ohio), running back Auvic White of Hendrix (Ark.) and defensive back Devin Williams of Bethel.

Wheeler is the ninth Johnnie to be named to the Allstate AFCA Good Works Team and the eighth in the last nine seasons – joining linebacker **Jake Schwinghammer** '25, wide receiver **Jimmy Buck** '23, defensive lineman **Michael Wozniak** '22, quarterback **Chris Backes** '21, offensive lineman **Ben Barch** '20, quarterback **Jackson Erdmann** '19 and wide receiver **Will Gillach** '19. Defensive end **Kevin McNamara** '07 was the first SJU student-athlete to receive the honor in 2006.

Over the summer, sports information directors from Division I, Division II, Division III and NAIA schools across the country submitted nominations of players they felt best embodied the spirit of the Good Works Team award. A voting panel was faced with a list of 197 nominees that was narrowed down to the 22 student-athletes and honorary coach, Oklahoma's Brent Venables, named to the team.

The 2025 Allstate AFCA Good Works Team will be invited to New Orleans to participate in a special community service project ahead of the 2026 Allstate Sugar Bowl, where the entire team will also be recognized on the field at halftime on New Year's Day.

A 2024 consensus All-American – American Football Coaches Association (AFCA) first team, Associated Press first team, D3football.com third team, Walter Camp first team – Wheeler ended the season second in NCAA Division III in receiving touchdowns (21), eighth in total points scored (126) and total touchdowns (21),

--continued on p. 17--

--continued from p. 16--

14th in receptions per game (7.3) and 15th in scoring (10.5 ppg.). He recorded over 100 receiving yards in seven of his team's 12 games and led SJU in receptions (88) and receiving touchdowns (21), while finishing second with 1,164 receiving yards. The 21 receiving touchdowns were second-most in program history, one behind the record of 22 set by Blake Elliott '03 - a 2025 College Football Hall of Fame inductee - in 2002, while the catches ranked third and the receiving yards were 10th.

An accounting and finance (double-major) with a 3.64 GPA, Wheeler was named to the 2024 College Sports Communicators (CSC) Academic All-America second team in addition to earning CSC Academic All-District and Academic All-MIAC (minimum 3.5 GPA) honors.

Wheeler organized a fundraiser during the 2024 football season for Folds of Honor to provide academic scholarships for the children and spouses of America's fallen or disabled military members and first responders. He developed a performance-based donation system that raised over \$25,000 from almost 30 different donors (right). Wheeler is currently working to expand the project with other SJU student-athletes across all sports and establish the fundraiser as a new tradition.



Wheeler is SJU's Student-Athlete Advisory Committee (SAAC) president for the current 2025-26 academic year, which is his third as a member of the organization. He was SAAC's Diversity & Inclusion Committee Chair in 2024-25 and was a member of the organization's Kids Fighting Hunger Committee in 2023-24. Wheeler helped raise over \$35,000 and organized a food-packing event on campus that produced nearly 100,000 meals that year.



He spent a week in March 2024 on an SJU Faith Service and Immersion trip to the Bahamas (left) and volunteered at a local elementary school, building picnic tables for the students and playing bocce ball with a local Special Olympics group. Wheeler also cleaned up the grounds of a convent of Benedictine Sisters, doing yardwork and taking out garbage.

Wheeler is in his fourth year raising money for St. Jude Children's Research Hospital as a member of the SJU football team. The Johnnies raised \$63,700 last fall, the program's 10th year supporting the organization.

3 ACADEMIC ALL-AMERICANS

Quarterback **Aaron Syverson** '24 was named the 2024 College Sports Communicators (CSC) Academic All-America Team Member of the Year for Division III and two other Johnnies earned Academic All-America honors last season. Syverson was named to the CSC Academic All-America first team, while senior defensive lineman **Zach Frank** and senior wide receiver **Dylan Wheeler** earned second-team honors. SJU has now had 24 football Academic All-Americans over the last 21 seasons and 38 overall.

Nominees must be of a sophomore academic standing or better, with a 3.50 GPA or higher. Athletically, the student-athlete must appear in 90 percent of his team's games or start in 66 percent of them. The teams are voted upon and selected by registered members of CSC (formerly the College Sports Information Directors of America).

Syverson and the other three CSC Academic All-Americans of the Year - Travis Hunter (University of Colorado), Brayden Long (Slippery Rock University) and Jameson Chesser (Taylor University) - were featured at the annual Maxwell Awards Gala on March 14 at the College Football Hall of Fame in Atlanta (right).



8 ACADEMIC ALL-DISTRICT HONOREES

Eight Johnnies were named to the College Sports Communicators (formerly College Sports Information Directors of America, CoSIDA) Academic All-District IV men's football team in 2024: safety **Noah Arneson** '25; senior defensive lineman **Zach Frank**; offensive tackle **Tommy Hessburg** '25; kicker **Conor Murphy** '25; linebacker **Hayden Sanders** '25; quarterback **Aaron Syverson** '24; senior wide receiver **Dylan Wheeler**; and linebacker **Cooper Yaggie** '25. The academic distinction was the third-consecutive for Murphy and Syverson, and the second for Arneson, Frank and Hessburg.

2024 ALL-MIAC HONORS

Quarterback **Aaron Syverson** '24 was named the MIAC Offensive Player of the Year, **Gary Fasching** was named the MIAC John Gagliardi Coach of the Year for the seventh time in his 12-year tenure and 19 Johnnies earned a program-record 20 All-MIAC honors in 2024. In addition to Syverson, the other 18 Johnnies honored were as follows: safety **Noah Arneson** '25; punter **Spencer Eli** '24; center **Charlie Folkens** '25; senior defensive lineman **Zach Frank**; senior defensive lineman **Landon Gallagher** (Murrieta, Calif./Vista Murrieta); senior tight end **Joey Gendreau**; defensive lineman **Isaac Hetland** '25; sophomore cornerback **Westin Hoyt** (Forest Lake, Minn.); guard **Nick McKenzie** '25; **Marselio Mendez** '25, as both a receiver and returner; junior linebacker **Aiden McMahon** (Maple Grove, Minn.); kicker **Conor Murphy** '25; offensive tackle **Grant Peroutka** '25; linebacker **Hayden Sanders** '25; senior cornerback **Blake Simonson** (Waconia, Minn.); senior running back **Caden Wheeler**; senior wide receiver **Dylan Wheeler**; and linebacker **Cooper Yaggie** '25. The All-MIAC honor was the third-consecutive for Syverson and Yaggie, and the second for Arneson, Eli, Frank, Murphy, Peroutka and Sanders. SJU led the MIAC with the 20 All-MIAC selections, followed by Bethel (17), Concordia (7) and Gustavus Adolphus (5). Defensive lineman **Joe Akoh** '25 and running back **Will Blakey** '27 were All-MIAC honorable mention.

2025 J-CLUB HALL OF HONOR

Ten individuals were inducted into Saint John's University's J-Club Hall of Honor after Sept. 27's Homecoming game with a dinner and enshrinement ceremony. Founded in 1959, the J-Club is a dues-based booster organization of former Johnnie student-athletes, parents and fans, and plays a key role in supporting SJU varsity programs, intramurals and club sports.

Three of the 10 individual inductees starred on the SJU football team: running back **Bernie Kukar** '62, quarterback **Craig Muyres** '64 and end **Ken Roering** '64. Kukar (Gilbert, Minn.) was an All-MIAC performer in football and basketball for the Johnnies who went on to become an NFL referee for 22 seasons from 1984 to 2005 and was selected to officiate Super Bowl XXXIII in 1999 and Super Bowl XXXVI in 2002. He was also an alternate in Super Bowl XXX in 1996. Kukar ended his basketball career fourth in program history with 1,389 career points (is now 10th). On the gridiron, Kukar still owns the Johnnies' record for the longest punt return - 95 yards vs. Concordia-Moorhead in the 1961 Homecoming game.

Muyres (St. Cloud, Minn./Cathedral) was a two-sport star at SJU. As the Johnnies' quarterback, who also started at safety on the defensive side of the ball, Muyres led SJU to a 19-0 record as a junior and senior, and directed the program to its first national title in 1963. He was also a two-time All-MIAC pick in basketball and finished his career fifth in program history with 1,344 points (is now 12th).

A talented receiver, Roering (St. Cloud, Minn./Cathedral) earned a rare starting spot as a freshman in the fall of 1960, then continued to excel as a sophomore. From there, he went on to earn All-MIAC and All-America honors the next two years. Roering led the Johnnies in receptions, receiving yards and receiving touchdowns all four seasons from 1960-63, totaling 63 receptions for 1,100 yards (17.5 avg.) and 19 touchdowns. As a senior in 1963, he played a major role in leading the Johnnies to that season's NAIA national title, hauling in an 18-yard touchdown reception as SJU upset Prairie View A&M (Texas) in the national championship game.

Another Johnnie, **Jim Platten** '74, was awarded the J-Club Distinguished Service Award. For well over 25 years, the alum and longtime SJU supporter has volunteered in the equipment room, helping out with the football team and other programs. Along the way, he has been a friend, resource and mentor to multiple generations of Johnnie student-athletes. Platten's lifelong devotion to Saint John's began when he was accepted into Saint John's Prep as a 13-year-old. He's been a member of the alumni board from 2008 to the present and is a past board president. He's also long been a fixture on the football sideline home or away, always wearing his trademark shorts regardless of the temperature or conditions.



NEW ASSISTANT COACHES

There are three new faces on the Johnnie bench. Defensive backs coach **James Herberg** led Rocori High School to eight state tournament appearances - four as a defensive assistant (2009-17) and four more as head coach (2018-24), including Minnesota Class AAAA state championships in 2011 and 2019, and a state runner-up finish in 2023. A 2024 SJU grad, **Isaiah Trauffer '24** served as player personnel and a recruiting assistant at Division I (FBS) Wisconsin last fall before re-joining the Johnnies. A 2016 graduate of St. Paul Central High School, **Will Blakey** served six years of active duty in the U.S. Air Force. He transferred to SJU from Division I Portland State prior to the 2024 season and rushed for 446 yards and 10 touchdowns.

IN THE NCAA DIVISION III PLAYOFFS

The 2024 postseason appearance was the Johnnies' 33rd (29th at the NCAA Division III level) and ninth in the last 10 seasons. SJU is second in NCAA DIII history in postseason appearances and tied for third in playoff wins (*see charts below*). The Johnnies made four other postseason appearances and have a 49-28 (.636) record overall: three in the NAIA (1963, 1965, 1982) and one showing at the Mineral Water Bowl (1969).

Most NCAA Division III Playoff Appearances Since 1973 (through 2024)

Team	No.
1. Mount Union, Ohio	35
2. Saint John's	29
3. Washington & Jefferson, Pa.	27
4. Central, Iowa	22
5. Ithaca, N.Y.	21
6. UW-Whitewater	20
7. Mary Hardin-Baylor, Texas	19
Wittenberg, Ohio	19
9. Linfield, Ore.	18
10. Wartburg, Iowa	17

Most NCAA Division III Playoff Wins Since 1973 (through 2024)

Team	No.
1. Mount Union, Ohio	117
2. UW-Whitewater	60
3. Saint John's	45
Mary Hardin-Baylor, Texas	45
5. North Central, Ill.	35
6. Rowan, N.J.	31
7. Ithaca, N.Y.	30
Linfield, Ore.	30
Wesley, Del.	30
10. Central, Iowa	24

BEST RECORD SINCE 1990 IN DIVISION III

Saint John's enters the 2025 season with the second-most wins (332) and the third-best winning percentage (.829) in NCAA Division III football since 1990 among programs with 200 games played or more (*see charts below*).

Winning Percentage (min. 200 games played)

.949	Mount Union, Ohio (453-24-1)
.850	Mary Hardin-Baylor, Texas (283-50)
.829	Saint John's (332-68-1)
.824	Linfield, Ore. (297-63-1)
.814	UW-Whitewater (332-76)
.810	Washington & Jefferson, Pa. (312-73)
.799	Wartburg, Iowa (299-75)
.793	Central, Iowa (288-75)
.792	Wheaton, Ill. (287-75-1)
.790	Wittenberg, Ohio (288-76-1)

Wins

453	Mount Union, Ohio (453-24-1, .949)
332	Saint John's (332-68-1, .829)
332	UW-Whitewater (332-76, .814)
312	Washington & Jefferson, Pa. (312-73, .810)
299	Wartburg, Iowa (299-75, .799)
297	Linfield, Ore. (297-63-1, .824)
288	Central, Iowa (288-75, .793)
288	Wittenberg, Ohio (288-76-1, .790)
287	Wheaton, Ill. (287-75-1, .792)
283	Mary Hardin-Baylor, Texas (283-50, .850)

Current Statistical Leaders

THE GUSTIES' STAT LEADERS

Rushing	Gms.	Att.	Yds.	Avg.	TD	Long
Walker Britz	7	60	183	3.1	4	19
Walker Hennen	7	43	167	3.9	1	34
Jacob Ginskey	3	30	166	5.5	1	52
Alex Gross	7	24	138	5.8	0	54
Christian Rodriguez	3	9	138	5.8	0	26

Passing	Gms.	Att.	Comp.	Int.	TD	Yards
Dylan Blount	7	192	126	6	16	1,402
Jacob Ginskey	3	57	28	2	1	286

Receiving	Gms.	Rec.	Yds.	Avg.	TD	Long
Caden Kleinschmidt	7	28	491	17.5	6	69
Dom Mathies	7	34	369	10.8	3	61
Brayden Sturm	7	12	210	17.5	1	63
Walker Hennen	7	9	170	18.8	1	54
Liam Frommelt	5	18	117	6.5	1	12
Walker Britz	7	17	105	6.1	0	19
Jordan Wold	7	13	82	6.3	3	15

Defense	Solo	Asst.	Total	TFL	Sacks	Int.
Bode Hogan	28	21	49	2.5/11	0.5/5	1/0
Eric Lyons Jr.	29	12	41	---	---	---
Colton Loeschke	21	18	39	---	---	3/82
Ethan Bartell	24	13	37	2.0/9	1.0/7	---
Max Olson	20	13	33	5.0/11	2.0/7	---
Connor McCormick	13	12	25	---	---	1/10
Elijah Halfpap	10	13	23	0.5/4	---	---
Myshawn King	10	11	21	3.5/17	1.0/6	---
Chance Swansson	19	2	21	1.0/3	---	2/75

THE JOHNNIES' STAT LEADERS

Rushing	Gms.	Att.	Yds.	Avg.	TD	Long
Caden Wheeler	5	55	343	6.2	6	26
Corey Bohmert	4	26	213	8.2	4	29
Wyatt McCabe	6	19	124	6.5	1	25
Maverick Harper	5	6	103	17.2	1	64
Dylan Kirchner	5	17	88	5.2	1	14
Zander Dittbenner	7	19	86	4.5	4	21

Passing	Gms.	Att.	Comp.	Int.	TD	Yards
Trey Feeney	7	177	139	3	19	1,782
Zander Dittbenner	7	62	42	1	6	697
Lucas Jansky	4	11	8	0	1	109
Reece Dawson	2	3	3	0	1	47

Receiving	Gms.	Rec.	Yds.	Avg.	TD	Long
Dylan Wheeler	7	50	640	12.8	11	34
Joey Gendreau	7	47	686	14.6	7	62
Riley Schwellenbach	7	31	568	18.3	1	53
Carson Hegerle	6	22	271	12.3	3	46
Owen Amrhein	7	13	175	13.5	1	46
Caden Wheeler	5	7	74	10.6	0	17

Defense	Solo	Asst.	Total	TFL	Sacks	Int.
Aiden McMahon	28	30	58	3.0/7	0.5/4	1/0
Peyton Goettlicher	26	12	38	3.5/10	1.0/5	---
Landon Danner	20	15	35	6.0/13	2.5/8	---
Zach Frank	12	11	23	11.5/67	8.5/60	---
Jack St. Fleur	13	6	19	---	---	1/40
Will Peroutka	11	7	18	1.0/3	---	1/0
Westin Hoyt	16	1	17	2.0/3	---	1/45
Landon Gallagher	8	9	17	5.0/21	1.5/10	---
Evan Wahlin	5	9	14	1.0/3	---	---

ESPN'S TOP FOOTBALL PROGRAMS

Saint John's was ranked No. 18 out of ESPN's top 50 programs over the last 150 years in August 2019. The ranking formula considered a program's number of national championships and various winning percentages: dominance (best 50 seasons in program history), since integration (1969-2018), early modern (1919-1968) and pre-modern (1869-1918). ESPN noted: "It is not true that the Johnnies' late head coach, John Gagliardi, coached against Frank Leahy. But it is true that Gagliardi became head coach at Saint John's in 1953, the last season that Leahy coached at Notre Dame, and didn't retire until 2012, after 60 seasons and 465 victories. Saint John's, according to our metrics, had one of the 10 most successful programs of the past 100 years. That's another way of saying Gagliardi won 27 conference titles and four national championships."

ESPN's Top 20 College Football Programs				
Rk.	Team	Div.	Rating	National Titles (as of Aug. 2019)
1.	Alabama	FBS	74.9	15
2.	Notre Dame	FBS	72.9	13
3.	Ohio State	FBS	69.6	8
4.	Oklahoma	FBS	68.5	7
5.	Southern California	FBS	67.3	9
6.	Michigan	FBS	67.2	9
7.	Yale	FCS	66.7	18
8.	Nebraska	FBS	64.2	5
9.	Texas	FBS	64.0	4
10.	North Dakota State	FCS	63.6	15
11.	Princeton	FCS	62.8	15
12.	Penn State	FBS	61.6	4
13.	Harvard	FCS	60.8	8
14.	Tennessee	FBS	59.2	2
15.	Louisiana State	FBS	59.0	4
16.	Mount Union	III	58.7	13
17.	Miami	FBS	58.4	5
18.	Saint John's	III	58.3	4
19.	Florida State	FBS	57.4	3
20.	Auburn	FBS	56.8	2

500+ MIAC WINS

One of six charter members of the Minnesota Intercollegiate Athletic Conference in 1920, Saint John's became the first program to reach 500 wins in MIAC play with last Nov. 2's 70-0 victory at St. Scholastica. SJU's winning percentage in conference play is even better when broken down by eras: modern history, since 1946 (.783, 463-125-9); during John Gagliardi's tenure, 1953-2012 (.780, 362-99-9); and during the 21st century, since 2000 (.856, 166-28).

All-Time MIAC Record (entering the 2025 season, by wins)				
School	W	L	T	Pct.
1. Saint John's^	502	181	22	.728
2. St. Thomas*	443	222	14	.663
3. Concordia	429	243	18	.635
4. Gustavus^	421	277	13	.601
5. Hamline^	252	442	14	.366
6. St. Olaf^	247	290	11	.461
7. Bethel	220	164	3	.572
8. Augsburg	191	457	13	.299
9. Macalester^	147	404	25	.277
10. Carleton^	125	241	0	.342
11. Minnesota-Duluth*	96	74	6	.563
12. St. Scholastica	6	26	0	.188

^charter member of the MIAC *no longer a member of the MIAC

ANOTHER 10-WIN SEASON

The Johnnies' 41-33 win over Bethel in the 2024 MIAC championship game secured the program's 26th 10-win season and eighth in the last 10 seasons. No other MIAC program has half of that total and four schools have yet to achieve the feat (Carleton, Hamline, Macalester and St. Olaf).

10-Win Seasons, Among MIAC Schools		
School	No.	Last
Saint John's	26	2024
Bethel	7	2024
Concordia	7	2005
St. Scholastica	2	2014
Augsburg	1	1997
Gustavus	1	1987

UP NEXT



AT



ST. SCHOLASTICA
(2-5, 1-5 MIAC)

NO. 10/11 SAINT JOHN'S
(6-1, 5-1 MIAC)

12 p.m. | SATURDAY, NOV. 8, 2025
COLLEGEVILLE, MINN. | CLEMENS STADIUM

SERIES HISTORY

Next Saturday's game (Nov. 8) is the eighth meeting between Saint John's and St. Scholastica, and the sixth in Collegeville. The Johnnies swept a two-game, home series in 2016 (49-7) and 2017 (98-0) and prevailed by a 35-7 score in the first meeting, a first-round game in the 2014 NCAA Division III playoffs. SJU posted an 81-0 win in the first conference game as MIAC members in 2021, tallied a 56-6 victory two years ago in the series' first meeting in Duluth and added a 70-0 triumph last fall.

SERIES NOTES

Series Record: SJU leads, 7-0-0 (Current Streak: SJU, 7)
at Saint John's: SJU leads, 5-0-0 (Current Streak: SJU, 5)
at St. Scholastica: SJU leads, 2-0-0 (Current Streak: SJU, 2)
Neutral: N/A

Last Saint John's Win: Nov. 2, 2024 (70-0)

Last St. Scholastica Win: N/A

Largest Margin of a Saint John's Victory: 98 (2017)

Largest Margin of a St. Scholastica Victory: N/A

SERIES' TOP PERFORMANCES

(BY YARDAGE)

Rushing: SJU, Sam Sura, 28-147-3 TD (Nov. 22, 2014)*
CSS, Preston Robinson, 10-67-1 TD (Nov. 22, 2014)*

Passing: SJU, Aaron Syverson, 21-28-341-5 TD (Nov. 2, 2024)
CSS, Donald West, 20-35-212-1 TD (Oct. 29, 2022)

Receiving: SJU, Alex Larson, 6-116-2 TD (Oct. 28, 2023)
CSS, Wyatt Lahr, 4-95-1 TD (Oct. 29, 2022)

*denotes an NCAA Playoff game

ST. SCHOLASTICA'S SCHEDULE/RESULTS

Sept. 6	at Wisconsin Lutheran	W, 41-27
Sept. 20	AUGSBURG	L, 23-30
Sept. 27	MACALESTER	W, 37-34 (20T)
Oct. 4	at Concordia	L, 21-49
Oct. 11	CARLETON	L, 14-41
Oct. 18	at Gustavus Adolphus	L, 6-45
Oct. 25	at St. Olaf	L, 41-44
Nov. 1	HAMLIN	1 p.m.
Nov. 8	at Saint John's	Noon
Nov. 15	BETHEL	1 p.m.

2025 Record: 2-5 (1-5 MIAC)



ATTRACTING THE FANS

Saint John's finished second to UW-Whitewater, both in total attendance (63,592) and per-game average (7,949), last fall in NCAA Division III for the second-straight season. The cumulative total was greater than five Football Bowl Subdivision teams (Akron, Ball State, Kennesaw State, Kent State and Sam Houston State); 112 Football Championship Subdivision teams and all but one – Grand Valley State – of the 162 Division II programs.

2024 NCAA Division III Football Attendance Leaders

	School	Gms.	2024 Att.	Avg.
1.	UW-Whitewater	5	65,355	13,071
2.	Saint John's	8	63,592	7,949
3.	Maryville, Tenn.	4	25,497	6,374
4.	Hampden-Sydney, Va.	5	28,129	5,626
5.	Tufts, Mass.	5	22,009	4,402
6.	Balwin Wallace, Ohio	5	21,897	4,379
7.	UW-Eau Claire	5	20,967	4,193
8.	Wartburg, Iowa	6	25,106	4,184
9.	Wesleyan, Conn.	4	16,557	4,139
10.	Westminster, Pa.	5	20,049	4,010

2024 SJU vs. FCS/Division II in Upper Midwest Attendance

	School	NCAA	Gms.	2024 Att.	Avg.
1.	South Dakota State	FCS	8	130,070	16,259
2.	North Dakota State	FCS	9	139,308	15,479
3.	North Dakota	FCS	7	71,987	10,284
4.	Northern Iowa	FCS	5	50,677	10,135
5.	Saint John's	III	8	63,592	7,949
6.	South Dakota	FCS	8	56,547	7,068
7.	Northern State (S.D.)	II	5	25,953	5,191
8.	MSU-Mankato	II	6	28,738	4,790
9.	Bethel	III	7	25,478	3,640
10.	St. Thomas	FCS	7	22,543	3,220

2024 MIAC Attendance Leaders

	School	Gms.	2024 Att.	Avg.
1.	Saint John's	8	63,592	7,949
2.	Bethel	7	25,478	3,640
3.	Concordia	5	10,718	2,144
4.	Gustavus Adolphus	5	5,922	1,184
5.	Augsburg	5	4,961	992
6.	St. Olaf	6	4,209	842
7.	Hamline	5	4,037	807
8.	Macalester	5	3,558	712
9.	Carleton	5	2,643	529
10.	St. Scholastica	5	N/A	N/A

SJU IN THE D3FOOTBALL.COM POLL

Saint John's has been ranked in D3football.com's top 25 in 134-consecutive polls (preseason, weeks 1-11, final). The last time the Johnnies were not ranked in the top 25 was in Week 3 of the 2014 season. The program has an average ranking of 8.13 since. Not counting the 2020-21 season that was ravaged by COVID-19, D3football.com has published 280 national polls since the ranking was established in 2003. SJU has been ranked in the top 25 in 225 of those, including 96 in the top five, 177 in the top 10 and 212 in the top 20.

A WINNING TRADITION

The Johnnies' 11-1 record in 2024 served as the program's 56th-consecutive season without a losing record. Bethel (11-3), Carleton (5-5), Concordia (7-3), Gustavus Adolphus (5-5) and St. Olaf (7-3) also had a non-losing season last fall.

Consecutive Seasons (entering the 2025 season)

MIAC Team	Without a Losing Record
1. Saint John's	56
2. Bethel	30
3. Gustavus	11
4. Carleton	4
5. Concordia	3
5. Augsburg	2
St. Olaf	2
8. Hamline, Macalester	0
St. Scholastica	

WINS, ON A NATIONAL SCALE

The 47-14 win over Rose-Hulman (Ind.) on Nov. 16, 2019, enabled SJU to become the eighth program in Division III history to reach 650 victories. The Johnnies already own DIII's best winning percentage (75 seasons or more) at .723 and enters the 2025 season sixth in Division III history for wins.

Best NCAA Division III Record, By Wins (entering the 2025 season)

Rk.	School	Yrs.	Won	Lost	Tied	Pct.
1.	Mount Union, Ohio	128	868	398	38	.680
2.	Wittenberg, Ohio	130	805	378	31	.676
3.	Washington & Jefferson, Pa.	133	790	405	40	.656
4.	Widener, Del.	142	732	453	39	.614
5.	Wabash, Ind.	137	725	404	59	.635
6.	Saint John's	113	692	258	24	.723
7.	Williams, Mass.	138	676	403	47	.621
8.	Franklin & Marshall, Pa.	136	669	515	47	.563
9.	Central, Iowa	116	668	338	26	.660
10.	Albion, Mich.	138	664	428	43	.604
	Amherst, Mass.	144	664	443	54	.595

BEST WINNING PERCENTAGE (START OF 2025 SEASON)

*minimum 75 seasons, all divisions of college football

Team	Div.	W	L	T	Pct.	Seasons
1. Ohio State	FBS	978^	334	53	.736	135
2. Michigan	FBS	1,012	358	36	.733	145
Alabama	FBS	974	341	43	.733	130
4. Notre Dame	FBS	962	339	42	.732	135
5. Oklahoma	FBS	950	348	53	.723	130
Saint John's	III	692	258	24	.723	113
7. Linfield	III	656	266	30	.705	109
8. Texas	FBS	961	395	33	.704	132
9. UW-Whitewater	III	653	270	21	.703	99
10. Yale	FCS	943	393	55	.698	151
11. Southern California	FBS	882	374	54	.694	131
12. Penn State	FBS	943	412	41	.690	138
13. Mount Union	III	865	392	38	.683	127
14. Harvard	FCS	909	413	50	.681	149
15. West Chester	II	637	296	17	.679	95

^Ohio State voided all 12 of its wins from the 2010 season

On This Date in Johnnie Football History...

The Johnnies are 6-2-1 all-time on November 1: 1924 at Hamline (L, 0-19); 1947 at St. Olaf (L, 16-20); 1969 vs. Hamline (W, 31-27); 1975 vs. Concordia-Moorhead (W, 28-17); 1980 at Macalester (W, 51-7); 1986 vs. Macalester (T, 21-21); 1997 at Bethel (W, 17-14); 2003 at St. Thomas (W, 15-12); and 2014 at Augsburg (W, 24-7).

1969 vs. Hamline (W, 31-27): The Johnnies fumbled on the Pipers' 25-yard line on their opening drive of the game and did not lead until the game's final four minutes when Mike Halloran ran for a 6-yard touchdown. Halloran ended up with 145 of the Johnnies' 267 rushing yards and three total touchdowns. Bill Laliberte added 98 yards and two touchdowns on just 11 carries. The Johnnie defense combined for four interceptions. John Agee accounted for two of the interceptions, including the game-sealing pick on the Pipers' final drive.

1980 at Macalester (W, 51-7): Saint John's outgained Macalester 446-180, including a 286-50 margin on the ground. SJU only punted once, held a 38-0 lead going into the half and six different Johnnies scored touchdowns. Rick Bell opened the scoring with a 17-yard touchdown run. Pat Stone added two touchdowns on a 2-yard rush and 22-yard reception from Joe Smith, who also ran one in from two yards out. The SJU defense had an interception, recovered two fumbles and held Macalester to 2.8 yards per play and 1.1 yards per carry.

1997 at Bethel (W, 17-14): The Johnnie defense allowed the Royals get as far as the 6-, 9-, 14-, and 25-yard lines but did not allow a point on those drives. Linebacker Brandon Novak led the way with 20 tackles, including 13 solo. SJU opened the scoring midway through the first quarter on a 59-yard touchdown from Phil Kern to Adam Herbst. The Johnnies extended their lead to 17-0 after a field goal at the end of the third and a 22-yard touchdown pass from Kern to Ryan Monnens in the first minute of the fourth.

MIAC TITLE NO. 37

The Johnnies' 41-33 win over Bethel last Nov. 16 in the 2024 MIAC Championship game clinched the program's MIAC-record 37th conference title and its fifth in the last six seasons.

MIAC Titles, Won or Shared (since 1920)

School	No.	Last Title
Saint John's	37	2024
Gustavus	22	1987
St. Thomas*	21	2019
Concordia	18	2004
Bethel	6	2023
St. Olaf	6	1979
Hamline	5	1988
Minnesota-Duluth*	3	1973
Augsburg	2	1997
Carleton	2	1992
Macalester	2	1947
Saint Mary's%	1	1928
St. Scholastica	0	-----

*no longer a member of the MIAC %no longer competes in MIAC football

SJU FOOTBALL BY DECADE (THRU OCT. 25)

Decade	Record (Pct.)
1900's	15-14-0 (.517)
1910's	did not compete
1920's	12-40-4 (.250)
1930's	45-19-7 (.683)
1940's	33-23-3 (.585)
1950's	51-27-1 (.652)
1960's	65-21-3 (.747)
1970's	70-20-2 (.772)
1980's	71-25-2 (.735)
1990's	96-17-2 (.843)
2000's	107-19-0 (.849)
2010's	88-26-0 (.772)
2020's	46-7-0 (.868)

AWARDS WATCH

Name	Award
Trey Feeney	D3football.com Team of the Week (Oct. 28)
Carson Hegerle	MIAC Special Teams Player of the Week (Oct. 27)
Matt Hansen	MIAC Special Teams Player of the Week (Oct. 20)
Jack St. Fleur	MIAC Defensive Player of the Week (Sept. 15)
Joey Gendreau	D3football.com Team of the Week (Oct. 14) MIAC Offensive Player of the Week (Oct. 13) D3football.com Team of the Week (Sept. 30) D3football.com Team of the Week (Sept. 16) D3football.com Preseason All-America (First Team)
Zach Frank	NFF Campbell Trophy Semifinalist D3football.com Preseason All-America (First Team)
Dylan Wheeler	Allstate AFCA Good Works Team D3football.com Preseason All-America (First Team) Shrine Bowl 1000 Watch List

Active Career Leaders

Rushing Yards	
1. Caden Wheeler (170 att.)	1,083
2. Corey Bohmert (55 att.)	466
3. Zander Dittbenner (40 att.)	162
4. Wyatt McCabe (32 att.)	191
5. Dylan Kirchner (25 att.)	119

Rushing Touchdowns	
1. Caden Wheeler	14
2. Corey Bohmert	5
3. Zander Dittbenner	4

Passing Yards (C-A-I-TD)	
1. Trey Feeney (139-177-3-19)	1,782
2. Zander Dittbenner (61-99-2-7)	851

Receptions	
1. Dylan Wheeler	199
2. Joey Gendreau	139
3. Riley Schwellenbach	65
4. Owen Amrhein	32

Receiving Yards	
1. Dylan Wheeler	2,647
2. Joey Gendreau	1,862
3. Riley Schwellenbach	1,099
4. Owen Amrhein	385

Receiving Touchdowns	
1. Dylan Wheeler	42
2. Joey Gendreau	18
3. Riley Schwellenbach	6

Yards from Scrimmage (Rushing+Receiving)	
1. Dylan Wheeler	2,647
2. Joey Gendreau	1,862
3. Caden Wheeler	1,304
4. Riley Schwellenbach	1,099

All-Purpose Yards (Rushing+Receiving+Returns)	
1. Dylan Wheeler	2,647
2. Caden Wheeler	2,036
3. Joey Gendreau	1,862
4. Riley Schwellenbach	1,099

Tackles	
1. Aiden McMahon	162
2. Zach Frank	99
3. Peyton Goettlicher	66
4. Landon Gallagher	61
5. Jack St. Fleur	58

Tackles for Loss	
1. Zach Frank	34.5
2. Aiden McMahon	16.5
3. Landon Gallagher	15.0

Sacks	
1. Zach Frank	24.0
2. Aiden McMahon	9.0
3. Landon Gallagher	7.5

Interceptions	
1. Westin Hoyt	4
2. Peyton Goettlicher	2
Aiden McMahon	2
Mark Rogalski	2
Jack St. Fleur	2
Blake Simonson	2
5. Nolan Dumonceaux	1
Landon Gallagher	1
Alex Harren	1
Will Peroutka	1
Hudson Poole	1

2025 – DRIVE SUPERLATIVES

	Saint John's	Opponent
Most Plays/Result	11, 2x, most recent vs. Augsburg (TD)	18, Bethel (FG)
Most Yards/Result	97, vs. Carleton (TD)	80, Bethel (TD)
Most Time/Result	5:23, at Hamline (TD)	7:12, Bethel (FG)

2025 – SJU'S SCORING DRIVES

Team (Date)	Plays-Yds.	Span	Qtr.	Clock	Down-Dist.	Scoring Play
Minnesota-Morris (9/13/25)	7-67	4:13	1	0:00	2-G	Caden Wheeler 3-yard run (Hansen kick)
Minnesota-Morris	5-65	2:07	2	10:08	1-10	Corey Bohmert 20-yard run (Hansen kick)
Minnesota-Morris	5-61	2:07	2	6:10	1-G	Joey Gendreau 8-yard pass from Trey Feeney (Hansen kick)
Minnesota-Morris	3-68	1:24	3	13:32	2-2	Joey Gendreau 35-yard pass from Zander Dittbenner (Hansen kick)
Minnesota-Morris	3-43	1:31	3	7:53	1-G	Dylan Wheeler 1-yard pass from Trey Feeney (Hansen kick)
Minnesota-Morris	---	---	3	6:52	2-10 (Opp.)	Jack St. Fleur 40-yard interception return (Hansen kick)
Minnesota-Morris	6-63	3:17	3	1:50	2-4	Caden Wheeler 9-yard run (Hansen kick)
at Hamline (9/20/25)	8-75	3:38	1	11:22	3-G	Dylan Wheeler 3-yard pass from Trey Feeney (Hansen kick)
at Hamline	5-75	1:48	1	4:23	1-G	Corey Bohmert 4-yard run (Hansen kick)
at Hamline	5-25	1:40	1	1:11	2-G	Zander Dittbenner 8-yard run (Hansen kick)
at Hamline	6-94	3:21	2	10:01	2-10	Zander Dittbenner 12-yard run (Hansen kick)
at Hamline	1-9	0:08	2	4:03	1-G	Corey Bohmert 9-yard run (Hansen kick)
at Hamline	6-26	1:00	2	1:05	4-7	Matt Hansen 37-yard field goal
at Hamline	3-59	1:23	3	12:05	1-10	Dylan Wheeler 19-yard pass from Zander Dittbenner (Hansen kick)
at Hamline	8-61	4:22	3	6:50	4-1	Dylan Wheeler 3-yard pass from Trey Feeney (Hansen kick)
at Hamline	10-69	5:23	4	6:47	2-6	Cade Berg 20-yard pass from Reece Dawson (Hansen kick)
Augsburg (9/27/25)	9-72	2:44	1	9:30	2-15	Dylan Wheeler 21-yard pass from Zander Dittbenner (Hansen kick)
Augsburg	9-80	4:59	1	2:49	1-10	Zander Dittbenner 16-yard run (Hansen kick)
Augsburg	11-77	4:22	2	11:07	3-G	Caden Wheeler 1-yard run (Hansen kick)
Augsburg	2-80	0:57	2	9:05	1-10	Joey Gendreau 37-yard pass from Trey Feeney (Hansen kick)
Augsburg	4-53	1:56	2	1:13	1-10	Zander Dittbenner 21-yard run (Hansen kick)
Augsburg	5-61	2:48	3	12:02	1-G	Caden Wheeler 7-yard run (Hansen kick)
Augsburg	7-70	2:56	3	6:04	2-3	Carson Hegerle 4-yard pass from Trey Feeney (Hansen kick)
Augsburg	11-79	5:19	4	12:46	2-10	Corey Bohmert 12-yard run (Hansen kick)
Augsburg	9-48	5:05	4	3:30	3-G	Wyatt McCabe 10-yard pass from Lucas Jansky (Sievers kick)
at Bethel (10/4/25)	5-33	2:20	2	6:47	4-G	Caden Wheeler 1-yard run (Hansen kick)
at Bethel	10-64	2:38	2	0:00	4-1	Matt Hansen 28-yard field goal
Macalester (10/11/25)	2-38	0:41	1	13:07	1-10	Joey Gendreau 21-yard pass from Zander Dittbenner (Hansen kick)
Macalester	6-53	2:42	1	8:01	2-G	Dylan Kirchner 1-yard run (Hansen kick)
Macalester	9-65	3:43	1	2:35	3-4	Wyatt McCabe 7-yard run (Hansen kick)
Macalester	2-40	0:47	2	14:55	1-G	Logan Eisele 6-yard pass from Trey Feeney (Hansen kick)
Macalester	2-73	0:42	2	11:38	1-10	Joey Gendreau 62-yard pass from Zander Dittbenner (Hansen kick)
Macalester	4-94	2:04	2	6:56	1-10	Dylan Wheeler 16-yard pass from Trey Feeney (Hansen kick)
Macalester	2-29	0:44	2	3:51	1-G	Joey Gendreau 7-yard pass from Zander Dittbenner (Hansen kick)
Macalester	4-64	0:54	2	0:50	2-G	Joey Gendreau 4-yard pass from Trey Feeney (Hansen kick)
Macalester	---	---	3	10:23	1-10 (Opp.)	Hudson Poole 21-yard interception return (Hansen kick)
Macalester	4-88	2:21	4	9:28	1-10	Maverick Harper 64-yard run (Sievers kick)
at Concordia (10/18/25)	8-80	3:44	1	8:31	1-G	Carson Hegerle 1-yard pass from Trey Feeney (Hansen kick)
at Concordia	10-71	3:52	1	0:01	3-2	Caden Wheeler 5-yard run (Hansen kick)
at Concordia	9-27	4:35	2	8:10	4-G	Matt Hansen 20-yard field goal
at Concordia	3-34	0:16	2	0:00	1-10	Matt Hansen 47-yard field goal
at Concordia	8-80	3:51	3	7:44	2-2	Dylan Wheeler 15-yard pass from Trey Feeney (Hansen kick)
at Concordia	7-75	3:50	4	10:23	3-G	Zach Frank 2-yard pass from Trey Feeney (Hansen kick)
at Concordia	7-40	4:03	4	5:54	2-7	Dylan Wheeler 8-yard pass from Trey Feeney (Hansen kick)
Carleton (10/25/25)	9-64	4:10	1	8:42	3-G	Dylan Wheeler 4-yard pass from Trey Feeney (Hansen kick)
Carleton	8-97	3:52	1	1:39	2-4	Dylan Wheeler 26-yard pass from Trey Feeney (Hansen kick)
Carleton	7-82	4:25	2	8:59	3-G	Riley Schwellenbach 5-yard pass from Trey Feeney (Hansen kick)
Carleton	8-90	2:11	2	0:48	1-G	Carson Hegerle 3-yard pass from Trey Feeney (Hansen kick)
Carleton	7-80	4:08	3	3:11	3-7	Owen Amrhein 46-yard pass from Trey Feeney (Hansen kick)
Carleton	4-26	1:52	4	11:52	2-G	Dylan Wheeler 3-yard pass from Trey Feeney (Hansen kick)
Carleton	---	---	4	9:59	4-14 (Opp.)	Carson Hegerle 57-yard punt return (Hansen kick)

2025 – SJU'S SCORING DRIVES ALLOWED

Team (Date)	Plays-Yds.	Span	Qtr.	Clock	Down-Dist.	Scoring Play
at Bethel (10/4/25)	18-69	7:12	1	5:58	4-G	Zach Bengston 24-yard field goal
at Bethel	11-75	4:09	2	2:38	3-10	Tyler Terry 26-yard pass from Cooper Drews (Bengston kick)
at Bethel	6-80	2:13	4	6:20	1-10	Taye Manns 23-yard run (Bengston kick)
at Concordia (10/18/25)	7-50	3:40	4	14:13	4-3	Alejandro Sanchez 20-yard pass from Jersey Selzler (Druley kick failed)
Carleton (10/25/25)	9-20	5:03	3	7:27	4-15	Marcus Merkelbach 38-yard field goal
Carleton	12-75	5:01	4	4:58	4-G	Rye Storrs 4-yard pass from Jack Curtis (Merkelbach kick)

2025 - GAME-BY-GAME LEADERS

Game	Passing	Rushing	Receiving	Tackles	Sacks
Minnesota-Morris	Trey Feeney (12-13, 141 yds, 2 TD)	Caden Wheeler (8 att, 81 yds, 2 TD)	Joey Gendreau (8 rec, 124 yds, 2 TD)	Aiden McMahon (5-4-9)	Zach Frank (1.5/11)
at Hamline	Trey Feeney (14-20, 215 yds, 2 TD)	Dylan Kirchner (7 att, 43 yds, 0 TD)	Joey Gendreau (9 rec, 137 yds, 0 TD)	Goettlicher/McMahon (5-1-6)	Grady Minnerath (1.0/17)
Augsburg	Trey Feeney (14-21, 212 yds, 2 TD)	Caden Wheeler (12 att, 87 yds, 2 TD)	Joey Gendreau (10 rec, 166 yds, 1 TD)	Danner (4-1-5)/Goettlicher (5-0-5)	Zach Frank (2.0/11)
at Bethel	Trey Feeney (19-23, 181 yds, 0 TD)	Caden Wheeler (14 att, 44 yds, 1 TD)	Dylan Wheeler (8 rec, 113 yds, 0 TD)	Aiden McMahon (11-6-17)	Goettlicher/King (1.0/5)
Macalester	Trey Feeney (13-14, 250 yds, 3 TD)	Maverick Harper (1 att, 64 yds, 1 TD)	Joey Gendreau (6 rec, 115 yds, 4 TD)	Gallagher/Wahlin (2-3-5)	Tommy Gilmore (1.0/16)
				Dumonceaux/McMahon (1-4-5)	
at Concordia	Trey Feeney (34-45, 374 yds, 4 TD)	Caden Wheeler (11 att, 55 yds, 1 TD)	Dylan Wheeler (12 rec, 99 yds, 2 TD)	Goettlicher (6-1-7)/McMahon (4-3-7)	Tommy Gilmore (1.0/1)
Carleton	Trey Feeney (33-41, 409 yds, 6 TD)	Caden Wheeler (10 att, 76 yds, 0 TD)	R. Schwellenbach (8 rec, 126 yds, 1 TD)	Aiden McMahon (2-10-12)	Zach Frank (2.0/20)

2025 - SAINT JOHN'S IN THE RED ZONE

Game	In RZ	xScored	Pts.	TDs	Rush TD	Pass TD	FG Made	FG Miss	Downs	Int.	Fumb.	Half	Game
Minnesota-Morris	6	5	35	5	3	2	0	0	0	1	0	0	0
at Hamline	10	9	59	8	4	4	1	0	0	0	0	1	0
Augsburg	7	7	49	7	4	3	0	0	0	0	0	0	0
at Bethel	5	2	10	1	1	0	1	1	2	0	0	0	0
Macalester	6	6	42	6	2	4	0	0	0	0	0	0	0
at Concordia	6	6	38	5	1	4	1	0	0	0	0	0	0
Carleton	4	4	28	4	0	4	0	0	0	0	0	0	0
TOTALS (88.6%)	44	39	261	36	15	21	3	1	2	1	0	1	0

2025 - OPPONENTS IN THE RED ZONE

Game	In RZ	xScored	Pts.	TDs	Rush TD	Pass TD	FG Made	FG Miss	Downs	Int.	Fumb.	Half	Game
Minnesota-Morris	2	0	0	0	0	0	0	0	2	0	0	0	0
at Hamline	1	0	0	0	0	0	0	0	0	1	0	0	0
Augsburg	0	0	0	0	0	0	0	0	0	0	0	0	0
at Bethel	2	1	3	0	0	0	1	0	0	0	0	1	0
Macalester	2	0	0	0	0	0	0	0	1	0	1	0	0
at Concordia	2	1	6	1	0	1	0	0	1	0	0	0	0
Carleton	2	2	10	1	0	1	1	0	0	0	0	0	0
TOTALS (36.4%)	11	4	19	2	0	2	2	0	4	1	1	1	0

GAME OPENING DRIVES 2ND HALF OPENING DRIVES SCORING DRIVE ANALYSIS

Saint John's			Opponents			Saint John's			Opponents			Saint John's		Opponent		
Game	Pts.	1stD	Yds.	Pts.	1stD	Yds.	Game	Pts.	1stD	Yds.	Pts.	1stD	Yds.	Game	TD	FG
Minnesota-Morris	0	2	26	0	2	30	Minnesota-Morris	7	2	68	0	2	28	No Drive	3	---
at Hamline	7	3	75	0	2	7	at Hamline	7	3	59	0	0	-6	Negative Yards	---	---
Augsburg	7	4	72	0	1	15	Augsburg	7	3	61	0	1	9	0-9	1	---
at Bethel	0	1	11	3	6	69	at Bethel	0	4	68	0	1	10	10-19	---	---
Macalester	7	2	38	0	0	-11	Macalester	0	2	33	0	0	0	20-29	2	2
at Concordia	0	0	7	0	1	16	at Concordia	7	5	80	0	1	15	30-39	2	1
Carleton	7	4	64	0	0	0	Carleton	0	2	36	3	2	20	40-49	4	---
														50-59	3	---
														60-69	11	1
														70-79	8	---
														80-89	7	---
														90-99	3	---

2025 D3football.com Poll - Week 8

No.	School (1st-Place Votes)	Record	Votes	Prev.	Others Receiving Votes:
1.	North Central, Ill. (24)	7-0	624	1	Trinity (Texas)
2.	Mount Union, Ohio (1)	7-0	598	2	39, Susquehanna 34, Wabash 24, Carnegie Mellon 22, Alma 15, Monmouth 12,
3.	Johns Hopkins, Md.	7-0	577	3	Franklin & Marshall 10, Adrian 10, Mary
4.	Bethel	7-0	511	5	Hardin-Baylor 7, Washington & Jefferson 7,
5.	Salisbury, Md.	7-0	489	4	Chapman 5, Whitworth 5, Hampden-Sydn-
6.	Hardin-Simmons, Texas	7-0	482	6	ney 4, Maryville 3, Rensselaer 3, Endicott
7.	Wartburg, Iowa	8-0	480	7	1, Hanover 1.
8.	UW-Whitewater	6-1	461	9	
9.	UW-River Falls	6-1	421	10	
10.	UW-La Crosse	5-1	401	12	
11.	Saint John's	6-1	391	11	
12.	John Carroll, Ohio	7-1	354	13	
13.	UW-Platteville	5-2	330	8	
14.	Christopher Newport, Va.	7-0	305	15	
15.	DePauw, Ind.	6-1	235	17	
16.	Hope, Mich.	6-1	208	19	
17.	Berry, Ga.	6-1	186	21	
18.	Central, Iowa	6-1	185	14	
19.	Wheaton, Ill.	5-2	184	20	
20.	Cortland State, N.Y.	6-1	154	22	
21.	Randolph-Macon, Va.	7-1	121	23	
22.	Baldwin Wallace, Ohio	6-1	64	---	
23.	UW-Stout	5-2	61	24	
24.	Muhlenberg, Pa.	6-1	54	---	
25.	UW-Oshkosh	4-3	47	18	

2025 AFCA Poll - Week 8

No.	School (1st-Place Votes)	Record	Votes	Prev.	Others Receiving Votes:
1.	North Central, Ill. (52)	7-0	1300	1	Baldwin Wallace
2.	Mount Union, Ohio	7-0	1246	2	45, Adrian 37, UW-Stout 36, Hampden-
3.	Johns Hopkins, Md.	7-0	1177	3	Sydney 23, Alma 15, Muhlenberg 8, Wash-
4.	Salisbury, Md.	7-0	1096	4	ington (Mo.) 8, Hanover 7, Coe 4, Linfield
5.	Hardin-Simmons, Texas	7-0	1079	5	4, Endicott 3, Ithaca 2, Monmouth (Ill.) 2,
6.	Bethel	7-0	1050	6	Rensselaer 2, Augustana (Ill.) 1, Chapman
7.	Wartburg, Iowa	8-0	982	7	1, Washington & Jefferson 1.
8.	UW-Whitewater	6-1	948	8	
9.	UW-River Falls	6-1	879	10	
10.	Saint John's	6-1	804	11	
11.	UW-La Crosse	5-1	786	12	
12.	John Carroll, Ohio	7-1	717	13	
13.	Christopher Newport, Va.	7-0	637	15	
14.	DePauw, Ind.	6-1	547	16	
15.	UW-Platteville	5-2	539	9	
16.	Cortland State, N.Y.	6-1	479	17	
17.	Hope, Mich.	6-1	463	18	
18.	Randolph-Macon, Va.	7-1	398	20	
19.	Central, Iowa	6-1	378	14	
20.	Berry, Ga.	6-1	367	21	
21.	Wheaton, Ill.	5-2	258	22	
22.	Trinity, Texas	6-1	216	23	
23.	Wabash, Ind.	6-1	136	25	
24.	Baldwin Wallace, Ohio	6-1	124	---	
25.	Muhlenberg, Pa.	6-1	95	---	



When Saint John's Has the Ball

Saint John's Offense


WR	16	Carson Hegerle, So. (6-2, 190)
WR	4	Riley Schwellenbach, Jr. (5-9, 160)
LT	78	Michael Bougie, Jr. (6-5, 310)
LG	63	Joe Vascellaro, Sr. (6-3, 295)
C	51	Barrett Van Deun, Jr. (6-1, 285)
RG	60	Ian DeGross, Sr. (6-3, 290)
RT	77	Mike Oftedahl, So. (6-2, 305)
TE	0	Joey Gendreau, Sr. (6-3, 230)
WR	2	Dylan Wheeler, Sr. (6-2, 195)
QB	1	Trey Feeney, Jr. (6-3, 205)
RB	27	Caden Wheeler, Sr. (5-10, 200)

Gustavus Defense

DE	99	Max Olson, Jr. (6-3, 257)
DT	52	Eli Halfpap, So. (6-4, 270)
DT	95	Dalen Smith, So. (6-2, 271)
DE	11	Myshaw King, Sr. (6-0, 240)
OLB	21	Ethan Bartell, Jr. (6-2, 220)
MLB	42	Bode Hogan, Sr. (6-2, 243)
OLB	10	Colton Loeschke, Sr. (6-0, 220)
CB	9	Eric Lyons Jr., Sr. (5-6, 147)
S	20	Connor McCormick, Sr. (6-3, 195)
S	18	Zach Boutwell, Jr. (5-11, 190)
CB	17	Chance Swansson, Jr. (5-8, 145)

Saint John's Special Teams

K	90	Matt Hansen, Jr. (5-11, 150)
P	90	Matt Hansen, Jr. (5-11, 150)
LS	2	Nolan Dumonceaux, So. (6-1, 200)
H	20	Hudson Poole, So. (5-10, 165)
KR	20	Hudson Poole, So. (5-10, 165)
	16	Carson Hegerle, So. (6-2, 190)
PR	20	Hudson Poole, So. (5-10, 165)



When Gustavus Has the Ball

Gustavus Offense

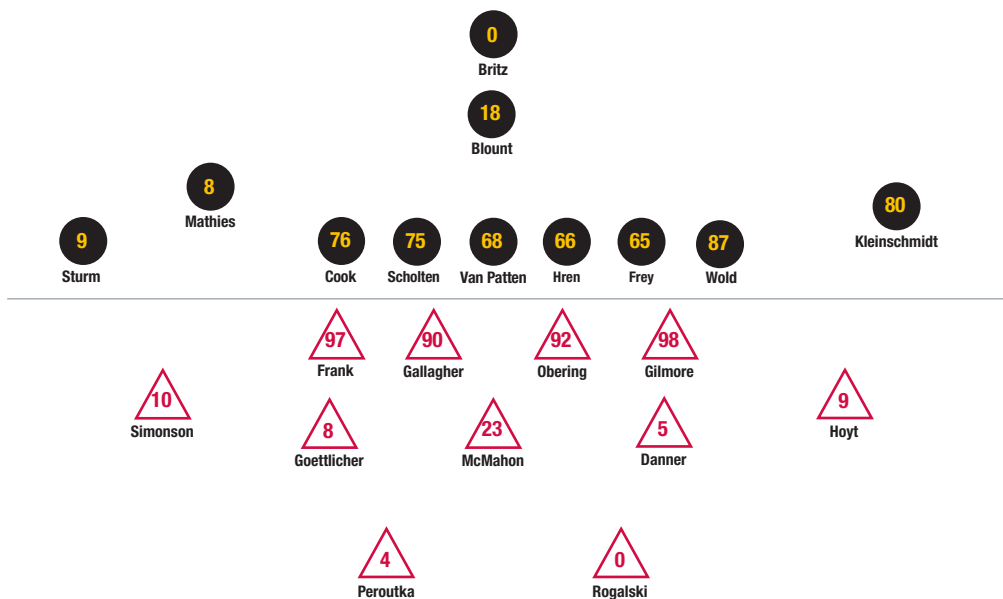
WR	80	Caden Kleinschmidt, Sr. (6-4, 204)
WR	8	Dom Mathies, Sr. (5-9, 169)
LT	65	Tyler Frey, So. (6-3, 276)
LG	66	James Hren, Sr. (6-1, 286)
C	68	Blake Van Patten, Fr. (6-2, 264)
RG	75	Connor Scholten, Sr. (6-2, 273)
RT	76	Ritter Cook, Sr. (6-3, 283)
TE	87	Jordan Wold, Jr. (6-2, 230)
WR	9	Brayden Sturm, Fr. (6-0, 191)
QB	18	Dylan Blount, So. (6-2, 208)
RB	0	Walker Britz, Sr. (6-1, 200)

Saint John's Defense

DE	97	Zach Frank, Sr. (6-3, 270)
DT	92	Chandler Obering, Sr. (6-4, 285)
DT	90	Landon Gallagher, Sr. (6-2, 250)
DE	98	Tommy Gilmore, Sr. (6-3, 260)
LB	8	Peyton Goettlicher, Jr. (5-11, 190)
LB	23	Aiden McMahon, Jr. (6-1, 220)
LB	5	Landon Danner, So. (6-2, 215)
CB	9	Westin Hoyt, So. (6-1, 200)
S	0	Mark Rogalski, So. (6-0, 205)
S	4	Will Peroutka, So. (5-11, 175)
CB	10	Blake Simonson, Sr. (5-11, 175)

Gustavus Special Teams

K	12	Jack Sieben, So. (6-0, 186)
H	8	Dom Mathies, Sr. (5-9, 169)
P	98	Owen Forsythe, Sr. (6-0, 191)
LS	21	Ethan Bartell, Jr. (6-2, 220)
KR	1	Liam Frommelt, So. (5-10, 178)
	31	Walker Hennen, So. (6-0, 185)
PR	8	Dom Mathies, Sr. (5-9, 169)



THE LAST TIME...

* Postseason game # Metrodome

SAINT JOHN'S Rushing

300+ Yards	Oct. 30, 2021 (371, vs. St. Scholastica)
350+ Yards	Oct. 30, 2021 (371, vs. St. Scholastica)
400+ Yards	Sept. 18, 1999 (469 vs. Macalester)
50+ Attempts	Nov. 13, 2021 (53, at Bethel)
60+ Attempts	Oct. 15, 2016 (60, vs. Carleton)
70+ Attempts	Nov. 3, 1984 (74, at Macalester)
5 Rushing TD's	Sept. 27, 2025 (5, vs. Augsburg)
6 Rushing TD's	Nov. 9, 2019 (6, at Hamline)
7 Rushing TD's	Nov. 4, 2017 (8, at Hamline)

Passing

300+ Yards	Oct. 25, 2025 (444, vs. Carleton)
400+ Yards	Oct. 25, 2025 (444, vs. Carleton)
500+ Yards	<i>Never</i>
40+ Attempts	Oct. 25, 2025 (44, vs. Carleton)
50+ Attempts	Nov. 11, 2023 (51, at Concordia)
60+ Attempts	Oct. 7, 2023 (60, vs. Concordia)
30+ Completions	Oct. 25, 2025 (36, vs. Carleton)
40+ Completions	Oct. 7, 2023 (44, vs. Concordia)
4 Passing TD's	Oct. 25, 2025 (6, vs. Carleton)
5 Passing TD's	Oct. 25, 2025 (6, vs. Carleton)
6 Passing TD's	Oct. 25, 2025 (6, vs. Carleton)
7 Passing TD's	Oct. 28, 2023 (8, vs. St. Scholastica)
8 Passing TD's	Oct. 28, 2023 (8, vs. St. Scholastica)
3+ Interceptions	Nov. 26, 2022 (4, vs. Wartburg, Iowa)*
4+ Interceptions	Nov. 26, 2022 (4, vs. Wartburg, Iowa)*
5+ Interceptions	Oct. 28, 2000 (5, at Bethel)

Combination Offense

300-Yard Passer + 100-Yard Rusher	Oct. 12, 2024 at Concordia (399, Aaron Syverson; 128, Caden Wheeler)
200-Yard Passer + 100-Yard Rusher + 100-Yard Receiver	Oct. 12, 2024 at Concordia (399, Aaron Syverson; 128, Caden Wheeler; 159, Dylan Wheeler/132, Marselio Mendez)
200-Yard Passer + 100-Yard Rusher	Oct. 12, 2024 at Concordia (399, Aaron Syverson; 128, Caden Wheeler)
100-Yard Rusher + 100-Yard Receiver	Oct. 12, 2024 at Concordia (128, Caden Wheeler; 159, Dylan Wheeler/132, Marselio Mendez)

Total Offense

400+ Yards	Oct. 25, 2025 (564, vs. Carleton)
500+ Yards	Oct. 25, 2025 (564, vs. Carleton)
600+ Yards	Oct. 11, 2025 (630, vs. Macalester)
700+ Yards	Oct. 26, 2019 (749, at St. Olaf)
75+ Plays	Oct. 19, 2024 (75, at Carleton)
85+ Plays	Oct. 7, 2023 (87, vs. Concordia)

Scoring

14 Points or Less	Oct. 4, 2025 (L, 10-17 at Bethel)
40+ Points	Oct. 25, 2025 (W, 49-10 vs. Carleton)
50+ Points	Oct. 11, 2025 (W, 70-0 vs. Macalester)
60+ Points	Oct. 11, 2025 (W, 70-0 vs. Macalester)
2-Point Conversion	Sept. 2, 2023 (W, 34-31 in OT vs. Trinity, Texas) (Aaron Syverson pass to Joey Gendreau)
Opp. Scoreless	Oct. 11, 2025 (W, 70-0 vs. Macalester)
Opp. Scoreless (Home)	Oct. 11, 2025 (W, 70-0 vs. Macalester)
Opp. Scoreless (Road)	Sept. 20, 2025 (W, 59-0, at Hamline)
2+ Shutouts in Season	2025 (4)
49-0 (vs. Minnesota-Morris), 59-0 (at Hamline), 63-0 (vs. Augsburg), 70-0 (vs. Macalester)	
3+ Shutouts in Season	2025 (4)
49-0 (vs. Minnesota-Morris), 59-0 (at Hamline), 63-0 (vs. Augsburg), 70-0 (vs. Macalester)	
4+ Shutouts in Season	2025 (4)
49-0 (vs. Minnesota-Morris), 59-0 (at Hamline), 63-0 (vs. Augsburg), 70-0 (vs. Macalester)	
No Opp. Off. TD	Oct. 11, 2025 (W, 70-0 vs. Macalester)
No Opp. Off. TD (Home)	Oct. 11, 2025 (W, 70-0 vs. Macalester)
No Opp. Off. TD (Road)	Sept. 20, 2025 (W, 59-0, at Hamline)
Allowed 30+ Points	Dec. 7, 2024 (L, 38-41, vs. Susquehanna, Pa.)*
Allowed 40+ Points	Dec. 7, 2024 (L, 38-41, vs. Susquehanna, Pa.)*

Allowed 50+ Points	Sept. 9, 2023 (L, 28-56 at UW-Whitewater)
SJU Scoreless	Sept. 29, 1990 (L, 0-21 at Hamline)
SJU Scoreless (Home)	Nov. 4, 1978 (L, 0-17 vs. Concordia)
SJU Scoreless (Road)	Sept. 29, 1990 (L, 0-21 at Hamline)
SJU Scoreless (Neutral)	Oct. 5, 1945 (L, 0-30 vs. St. Thomas at St. Cloud)
No SJU Off. TD	Nov. 24, 2001 (W, 9-7 vs. UW-Stevens Point)*
No SJU Off. TD (Home)	Nov. 24, 2001 (W, 9-7 vs. UW-Stevens Point)*
No SJU Off. TD (Road)	Sept. 29, 1990 (L, 0-21 at Hamline)

Turnovers

No SJU Turnovers	Oct. 11, 2025 (vs. Macalester)
4+ SJU Turnovers	Nov. 26, 2022 (5, vs. Wartburg, Iowa)*
5+ SJU Turnovers	Nov. 26, 2022 (5, vs. Wartburg, Iowa)*
3 SJU Fumbles Lost	Nov. 5, 2016 (vs. Hamline)
4+ SJU Fumbles Lost	Sept. 29, 2018 (4, at Augsburg)
4+ Takeaways	Nov. 16, 2024 (4, vs. Bethel)
5+ Takeaways	Sept. 28, 2024 (5, at Bethel)
6+ Takeaways	Oct. 13, 2018 (7, vs. St. Thomas)

Defense

50 Rush Yards or Less	Oct. 25, 2025 (-7, vs. Carleton)
100 Pass Yards or Less	Oct. 11, 2025 (76, vs. Macalester)
100 Total Yards or Less	Nov. 3, 2018 (98, vs. Hamline)
200 Total Yards or Less	Oct. 25, 2025 (187, vs. Carleton)
4+ Interceptions	Sept. 28, 2024 (4, at Bethel)
5+ Interceptions	Nov. 12, 2022 (5, vs. Bethel)
Scored a Safety	Sept. 3, 2022 (W, 24-10 vs. UW-Whitewater)
Scored 2 Safeties	Sept. 3, 2022 (W, 24-10 vs. UW-Whitewater)

Miscellaneous

10 First Downs or Less	Sept. 23, 2017 (6, vs. St. Thomas at Target Field)
30+ First Downs	Sept. 27, 2025 (36, vs. Augsburg)
No Penalties	Nov. 2, 2024 (at St. Scholastica)
10+ Penalties	Oct. 5, 2024 (13, vs. Augsburg)
40:00+ of Poss.	Sept. 28, 2024 (40:06, at Bethel)
Less Than 25:00 of Poss.	Oct. 11, 2025 (24:06 vs. Macalester)
0 Punts	Sept. 27, 2025 (vs. Augsburg)
7+ Punts	Sept. 3, 2022 (9, vs. UW-Whitewater)
10+ Punts	Dec. 2, 2000 (10, at Central, Iowa)*
Overtime Game	Sept. 2, 2023 (OT; W, 34-31 vs. Trinity, Texas)
Double-Overtime Game	Nov. 2, 2013 (2OT; L, 20-23 at Gustavus)
Triple-Overtime Game	<i>Never</i>

JOHNNIE PLAYER Rushing

100+ Yards	Oct. 12, 2024 (128, Caden Wheeler at Carleton)
150+ Yards	Oct. 20, 2018 (159, Henry Trost vs. St. Olaf)
200+ Yards	Oct. 17, 2015 (201, Sam Sura vs. Gustavus)
250+ Yards	Sept. 13, 2014 (281, Sam Sura at UW-Eau Claire)
Quarterback 100+ Yards	Nov. 13, 2021 (103, Chris Backes at Bethel)
30+ Carries	Nov. 7, 2015 (35, Sam Sura at Bethel)
35+ Carries	Nov. 7, 2015 (35, Sam Sura at Bethel)
40+ Carries	Nov. 8, 2014 (40, Sam Sura vs. Bethel)
3+ TD	Nov. 2, 2024 (3, Will Blakey at St. Scholastica)
4+ TD	Oct. 9, 2021 (4, Henry Trost vs. Augsburg)
5+ TD	Oct. 2, 2004 (5, Corey Weber vs. Hamline)
Quarterback 2+ TD	Sept. 27, 2025 (2, Zander Dittbenner vs. Augsburg)
Quarterback 3+ TD	Oct. 25, 2014 (3, Nick Martin vs. Carleton)
Quarterback 4+ TD	Nov. 20, 1976 (5, Jeff Norman vs. Augustana, Ill.)*
Quarterback 5+ TD	Nov. 20, 1976 (5, Jeff Norman vs. Augustana, Ill.)*
50-Yard Run	Oct. 11, 2025 (64, Maverick Harper vs. Macalester)
60-Yard Run	Oct. 11, 2025 (64, Maverick Harper vs. Macalester)
70-Yard Run	Sept. 23, 2023 (77, Devin Vouk vs. Bethel)
80-Yard Run	Oct. 20, 2018 (80, Henry Trost vs. St. Olaf)
90-Yard Run	Sept. 27, 1980 (91, Pat Stone vs. Hamline)
2 w/100+ Yards	Oct. 20, 2018 vs. St. Olaf (159, Henry Trost; 107, Adam Essler)
2 w/2+ TD Each	Sept. 20 at Hamline (2, Corey Bohmert; 2, Zander Dittbenner)

--continued on p. 26--

--continued from p. 25--

Passing

300+ Yards	Oct. 25, 2025 (409, Trey Feeney vs. Carleton)
400+ Yards	Oct. 25, 2025 (409, Trey Feeney vs. Carleton)
30+ Comp.	Oct. 25, 2025 (33, Trey Feeney vs. Carleton)
50-Yard Comp.	Oct. 11, 2025 (62, Zander Dittbenner vs. Macalester)
60-Yard Comp.	Oct. 11, 2025 (62, Zander Dittbenner vs. Macalester)
70-Yard Comp.	Dec. 7, 2024 (89, Aaron Syverson vs. Susquehanna, Pa.)*
4+ TD	Oct. 25, 2025 (6, Trey Feeney vs. Carleton)
5+ TD	Oct. 25, 2025 (6, Trey Feeney vs. Carleton)
6+ TD	Oct. 25, 2025 (6, Trey Feeney vs. Carleton)
Non-QB Passing TD	Oct. 27, 2018 (79, Will Gillach at Concordia)

Receiving

150+ Yards	Sept. 27, 2025 (166, Joey Gendreau vs. Augsburg)
200+ Yards	Oct. 18, 2025 (12, Dylan Wheeler at Concordia)
10+ Receptions	Oct. 25, 2025 (10, Dylan Wheeler vs. Carleton)
15+ Receptions	Nov. 8, 2003 (15, Blake Elliott vs. Bethel)
3+ TD	Oct. 25, 2025 (3, Dylan Wheeler vs. Carleton)
4+ TD	Oct. 11, 2025 (4, Joey Gendreau vs. Macalester)
2 w/100+ Yards	Oct. 25, 2025 vs. Carleton (126, Riley Schwellenbach; 111, Dylan Wheeler)
3 w/100+ Yards	Nov. 11, 2023 at Concordia (156, Nick VanErp; 101, Alex Larson; 101, Dylan Wheeler)
2 w/2 TD Each	Nov. 16, 2024 vs. Bethel (3, Dylan Wheeler; 2, Marselio Mendez)
2 w/3 TD Each	Nov. 9, 2024 vs. St. Olaf (3, Marselio Mendez; 3, Dylan Wheeler)

Defense

15+ Tackles	Oct. 4, 2025 (17, Aiden McMahon at Bethel)
2+ Sacks	Oct. 25, 2025 (2.0, Zach Frank vs. Carleton)
3+ Sacks	Oct. 7, 2023 (3.0, Zach Frank vs. Concordia)
Fumble Return TD	Oct. 22, 2022 (35, Metoriah Faoliu vs. Gustavus Adolphus)
2 Fumble Return TD	Sept. 24, 1994 (10 & 24 yards, Brian Kohorst vs. Augsburg)
2 Interceptions	Sept. 28, 2024 (2, Westin Hoyt at Bethel)
3 Interceptions	Sept. 3, 2016 (3, Leonard Gutierrez vs. St. Scholastica)
4 Interceptions	Oct. 18, 2003 (4, Paul Gans vs. Augsburg)
Interception TD	Oct. 11, 2025 (21, Hudson Poole vs. Macalester)
2 INT TD's, 1 Player	Nov. 20, 1999 (66 & 92, Beau LaBore vs. UW-Stevens Point)*
2 INT TD's, 2 Players	Nov. 14, 2009 vs. Carleton (36, Nate Anderson lateral from Billy Lawrence; 59, Ethan Eid)

Special Teams

Kick Return TD	Nov. 19, 2016 (82, Evan Clark vs. UW-Platteville)*
Allowed Kick Return TD	Oct. 5, 2019 (99, Le'Andre Benion vs. Augsburg)
Punt Return TD	Oct. 25, 2025 (57, Carson Hegerle vs. Carleton)
2 PR TD's, 1 Player	Oct. 13, 2001 (66 and 46, Blake Elliott vs. Gustavus)
2 PR TD's, 2 Players	Sept. 25, 1993 vs. St. Olaf (77, Tony Lesch; 79, Mark Smith)
Allowed Punt Return TD	Oct. 6, 2007 (75, Andrew Schmiesing vs. St. Olaf)
3 FG	Nov. 10, 2012 (3, Jimmie Mattson at Bethel)
40-Yard FG	Oct. 18, 2025 (47, Matt Hansen at Concordia)
60-Yard Punt	Sept. 9, 2023 (61, Spencer Eli at UW-Whitewater)
Blocked Extra Point	Nov. 30, 2024 (Charlie King vs. UW-La Crosse)*
Returned PAT for 2 Points	Oct. 18, 2014 (Trevor Warner at Gustavus)
Blocked Field Goal	Sept. 28, 2019 (Collin Franz at Carleton)
Blocked Punt	Oct. 18, 2025 (Charlie King at Concordia)
FR TD & PR TD	Oct. 17, 1992 vs. Bethel (31-yard FR & 72-yard PR, John Beutz)
PR TD & INT TD	Dec. 14, 1963 vs. Prairie View A&M, Texas* (41-yard PR, Bob Spinner; 44-yard INT, John McCormick)

OPPONENT

100-Yard Receiver	Dec. 7, 2024 (113, Kyle Howes vs. Susquehanna, Pa.)*
100-Yard Rusher	Oct. 4, 2025 (127, Taye Manns at Bethel)
300-Yard Passer	Oct. 12, 2024 at Concordia (396, Cooper Mattern)
Blocked Extra Point	Nov. 9, 2024 vs. St. Olaf (Tate Sauerwein)
Returned PAT for 2 Points	Nov. 2, 2019 vs. Concordia (Marshall King)
Blocked Field Goal	Oct. 9, 2021 vs. Augsburg (Lionel Gates)
Blocked Punt	Sept. 14, 2024 vs. Wartburg, Iowa (Tyler Gayer)
Blocked Punt for TD	Oct. 7, 2023 (5, Owen Miller vs. Concordia)
Fumble Return TD	Nov. 26, 2022 (12, Parker Rochford vs. Wartburg, Iowa)*
Interception TD	Sept. 28, 2024 at Bethel (84, Matt Jung)
Scored a Safety	Nov. 16, 2024 (W, 41-33 vs. Bethel)

2025 - EXPLOSIVE PLAYS (20+ YARDS)

Player	No.	TD	R	P	KR	PR	IR	FR
Riley Schwellenbach	15	--	--	15	--	--	--	--
Joey Gendreau	12	4	--	12	--	--	--	--
Dylan Wheeler	11	2	--	11	--	--	--	--
Carson Hegerle	7	1	--	4	2	1	--	--
Owen Amrhein	2	1	--	2	--	--	--	--
Corey Bohmert	2	1	2	--	--	--	--	--
Wyatt McCabe	2	--	2	--	--	--	--	--
Hudson Poole	2	1	--	--	1	--	1	--
Caden Wheeler	2	--	2	--	--	--	--	--
Cade Berg	1	1	--	1	--	--	--	--
Zander Dittbenner	1	1	1	--	--	--	--	--
Maverick Harper	1	1	1	--	--	--	--	--
Westin Hoyt	1	--	--	--	--	--	1	--
Thomas Jacobs	1	--	--	1	--	--	--	--
Dylan Kirchner	1	--	--	1	--	--	--	--
Sam Nolan	1	--	--	1	--	--	--	--
Jack St. Fleur	1	1	--	--	--	--	1	--

TOTAL: 63 (14 TD)

Rushing: 8 (3 TD)

Passing: 48 (8 TD)

Kickoff Returns: 3 (0 TD)

Punt Returns: 1 (1 TD)

Interception Returns: 3 (2 TD)

Blocked Kick/Fumble Returns: 0 (0 TD)

2025 - TRACKING THE TURNOVERS

Takeaways (12)	Qtr.	SJU Result
FUM - Minnesota-Morris (McMahon)	3rd	TD
INT - Minnesota-Morris (St. Fleur)	3rd	TD*
INT - Hamline (Hoyt)	2nd	TD
INT - Hamline (Rogalski)	3rd	Punt
INT - Hamline (Dumonceaux)	3rd	Punt
FUM - Augsburg (Ryks)	4th	Fumble
INT - Macalester (Poole)	3rd	TD*
FUM - Macalester (Wallace/Smith)	4th	TD
INT - Concordia (Rogalski)	2nd	FG
INT - Concordia (McMahon)	4th	TD
INT - Carleton (Peroutka)	2nd	TD
FUM - Carleton (Wahlin)	4th	TD

TOTAL: 12 takeaways for 59 points (9-for-12 scoring)

**the turnover was returned for a touchdown*

Turnovers (7)	Qtr.	Opp. Result
INT - Minnesota-Morris (Viemeister)	2nd	End Half
FUM - Minnesota-Morris (Young/Kaiser)	4th	Downs
FUM - Minnesota-Morris (Villalobos)	4th	Downs
FUM - Augsburg (Johnson/Oseth)	4th	Punt
INT - Bethel (Williams)	1st	FG
INT - Concordia (K. Mages)	2nd	INT
INT - Carleton (Ventura)	3rd	FG

TOTAL: 7 turnovers for 6 points (2-for-7 scoring)

Scoring Off Turnovers (+53, 59/6)

2025 - LONGEST PLAYS OF THE YEAR

Rush: 64, Maverick Harper vs. Macalester (Oct. 11)

Pass Reception: 62, Joey Gendreau vs. Macalester (Oct. 11)

Kickoff Return: 30, Hudson Poole vs. Augsburg (Sept. 27)

Punt Return: 57, Carson Hegerle vs. Carleton (Oct. 25)

Interception Return: 45, Westin Hoyt at Hamline (Sept. 20)

Blocked Kick/Fumble Return: N/A

Punt: 57, Matt Hansen at Bethel (Oct. 4)

Field Goal: 47, Matt Hansen at Concordia (Oct. 18)

2025 SEASON GAME HIGHS

SAINT JOHN'S Individual

Rushes	17	Caden Wheeler (Oct. 4 at Bethel)
Yards Rushing	87	Caden Wheeler (Sept. 27 vs. Augsburg)
TD Rushes	2	6x, most recent Caden Wheeler (Sept. 27 vs. Augsburg)
Long Rush	64	Maverick Harper (Oct. 11 vs. Macalester)
Pass Attempts	45	Trey Feeney (Oct. 18 at Concordia)
Pass Completions	34	Trey Feeney (Oct. 25 vs. Carleton)
Yards Passing	409	Trey Feeney (Oct. 25 vs. Carleton)
Long Pass	62	Zander Dittbenner (Oct. 11 vs. Macalester)
Receptions	12	Dylan Wheeler (Oct. 18 at Concordia)
Yards Receiving	166	Joey Gendreau (Sept. 27 vs. Augsburg)
TD Receptions	4	Joey Gendreau (Oct. 11 vs. Macalester)
Long Reception	62	Joey Gendreau (Oct. 11 vs. Macalester)
TD Receptions	4	Joey Gendreau (Oct. 11 vs. Macalester)
Field Goals	2	Matt Hansen (Oct. 18 at Concordia)
Long Field Goal	47	Matt Hansen (Oct. 18 at Concordia)
Punts	3	Matt Hansen (Oct. 18 at Concordia)
Punting Avg.	44.0	Matt Hansen (Oct. 4 at Bethel)
Long Punt	57	Matt Hansen (Oct. 4 at Bethel)
Punts I20	2	Matt Hansen (Oct. 4 at Bethel)
Long Punt Return	57	Carson Hegerle (Oct. 25 vs. Carleton)
Long Kickoff Return	30	Hudson Poole (Sept. 27 vs. Augsburg)
Tackles	17	Aiden McMahon (Oct. 4 at Bethel)
Sacks	2.0	Zach Frank (Oct. 25 vs. Carleton) Zach Frank (Sept. 27 vs. Augsburg)
Tackles for Loss	3.0	Zach Frank (Sept. 27 vs. Hamline)
Interceptions	1	7x, most recent Will Peroutka (Oct. 25 vs. Carleton)

SAINT JOHN'S Team

Rushes	36	Sept. 20 (W, 59-0 at Hamline)
Yards Rushing	257	Sept. 27 (W, 63-0 vs. Augsburg)
Yards Per Rush	8.2	Sept. 13 (W, 49-0 vs. Minn.-Morris)
TD Rushes	5	Sept. 27 (W, 63-0 vs. Augsburg)
Pass Attempts	45	Oct. 18 (W, 41-6 at Concordia)
Pass Completions	36	Oct. 25 (W, 49-10 vs. Carleton)
Yards Passing	480	Oct. 11 (W, 70-0 vs. Macalester)
Yards Per Pass	16.0	Oct. 11 (W, 70-0 vs. Macalester)
TD Passes	6	Oct. 25 (W, 49-10 vs. Carleton) Oct. 11 (W, 70-0 vs. Macalester)
Total Plays	74	Sept. 20 (W, 59-0 at Hamline)
Total Offense	630	Oct. 11 (W, 70-0 vs. Macalester)
Yards Per Play	12.6	Oct. 11 (W, 70-0 vs. Macalester)
Points	70	Oct. 11 (W, 70-0 vs. Macalester)
Sacks By	5	Oct. 25 (W, 49-10 vs. Carleton)
First Downs	36	Sept. 27 (W, 63-0 vs. Augsburg)
Penalties	8	Oct. 25 (W, 49-10 vs. Carleton)
Penalty Yards	74	Oct. 25 (W, 49-10 vs. Carleton)
Turnovers	3	Sept. 13 (W, 49-0 vs. Minn.-Morris)
Interceptions By	3	Sept. 20 (W, 59-0 at Hamline)
Punts	3	Oct. 18 (W, 41-6 at Concordia)
Punting Avg	44.0	Oct. 4 (L, 10-17 at Bethel)
Long Punt	57	Oct. 4 (L, 10-17 at Bethel)
Punts inside 20	2	Oct. 4 (L, 10-17 at Bethel)
Long Punt Return	57	Oct. 25 (W, 49-10 vs. Carleton)

OPPONENT Individual

Rushes	20	Taye Manns (Oct. 4 at Bethel)
Yards Rushing	127	Taye Manns (Oct. 4 at Bethel)
TD Rushes	1	Taye Manns (Oct. 4 at Bethel)
Long Rush	39	Taye Manns (Oct. 4 at Bethel)
Pass attempts	36	Jack Curtis (Oct. 25 vs. Carleton)
Pass completions	29	Jack Curtis (Oct. 25 vs. Carleton)
Yards Passing	194	Jack Curtis (Oct. 25 vs. Carleton)
TD Passes	1	Jack Curtis (Oct. 25 vs. Carleton) Jersey Selzler (Oct. 18 at Concordia) Cooper Drews (Oct. 4 at Bethel)

Long Pass	47	Cooper Drews (Oct. 4 at Bethel)
Receptions	9	Jack Curtis (Oct. 25 vs. Carleton)
Yards Receiving	92	Albert Rundell (Oct. 4 at Bethel)
TD Receptions	1	Rye Storrs (Oct. 25 vs. Carleton) Alejand Sanchez (Oct. 18 at Concordia) Tyler Terry (Oct. 4 at Bethel)
Long Reception	47	Albert Rundell (Oct. 4 at Bethel)
Field Goals	1	Marcus Merkelbach (Oct. 25 vs. Carleton) Zach Bengston (Oct. 4 at Bethel)
Long Field Goal	38	Marcus Merkelbach (Oct. 25 vs. Carleton)
Punts	8	Andre Wetherill (Oct. 11 vs. Macalester)
Punting Avg.	44.2	Marcus Merkelbach (Oct. 25 vs. Carleton)
Long Punt	67	Mitchell Druley (Oct. 18 at Concordia)
Punts I20	3	Marcus Merkelbach (Oct. 25 vs. Carleton)
Long Punt Return	25	Eric Cockhill (Oct. 18 at Concordia)
Long Kickoff Return	60	Eric Cockhill (Oct. 18 at Concordia)
Tackles	11	Jake Borman (Oct. 4 at Bethel) Devin Williams (Oct. 4 at Bethel) Arian Saenz (Sept. 13 vs. Minn.-Morris)
Sacks	1.0	Asher Niemi (Oct. 11 vs. Macalester) Javin Johnson (Sept. 27 vs. Augsburg) Dylan Young (Sept. 13 vs. Minn.-Morris)
Tackles For Loss	1.5	Gregory Ohman (Sept. 13 vs. Minn.-Morris)
Interceptions	1	4x, most recent Zach Ventura (Oct. 25 vs. Carleton)

OPPONENT Team

Rushes	46	Oct. 4 (L, 10-17 at Bethel)
Yards Rushing	182	Oct. 4 (L, 10-17 at Bethel)
Yards Per Rush	4.0	Oct. 4 (L, 10-17 at Bethel)
TD Rushes	1	Oct. 4 (L, 10-17 at Bethel)
Pass attempts	36	Oct. 25 (W, 49-10 vs. Carleton)
Pass completions	29	Oct. 25 (W, 49-10 vs. Carleton)
Yards Passing	194	Oct. 25 (W, 49-10 vs. Carleton)
Yards Per Pass	7.9	Oct. 4 (L, 10-17 at Bethel)
TD Passes	1	Oct. 25 (W, 49-10 vs. Carleton) Oct. 18 (W, 41-6 at Concordia) Oct. 4 (L, 10-17 at Bethel)
Total Plays	68	Oct. 4 (L, 10-17 at Bethel)
Total Offense	356	Oct. 4 (L, 10-17 at Bethel)
Yards Per Play	5.2	Oct. 4 (L, 10-17 at Bethel)
Points	17	Oct. 4 (L, 10-17 at Bethel)
Sacks By	1	Oct. 11 (W, 70-0 vs. Macalester) Sept. 27 (W, 63-0 vs. Augsburg) Sept. 13 (W, 49-0 vs. Minn.-Morris)
First Downs	24	Oct. 4 (L, 10-17 at Bethel)
Penalties	13	Sept. 27 (W, 63-0 vs. Augsburg)
Penalty Yards	85	Sept. 27 (W, 63-0 vs. Augsburg)
Turnovers	3	Sept. 20 (W, 59-0 at Hamline)
Interceptions By	1	4x, most recent Oct. 25 (W, 49-10 vs. Carleton)
Punts	9	Sept. 20 (W, 59-0 at Hamline)
Punting Avg	44.2	Oct. 25 (W, 49-10 vs. Carleton)
Long Punt	67	Oct. 18 (W, 41-6 at Concordia)
Punts inside 20	3	Oct. 25 (W, 49-10 vs. Carleton)
Long Punt Return	25	Oct. 18 (W, 41-6 at Concordia)



BLAKE ELLIOTT '03

2025 COLLEGE FOOTBALL HALL OF FAME CLASS

Blake Elliott '03, the standout wide receiver who led Saint John's University to the 2003 NCAA Division III title and ended his career ranked among the receiving leaders in all divisions of college football, was named to the 2025 College Football Hall of Fame Class on Wednesday, Jan. 15.


A 2019 inductee into the SJU J-Club's Hall of Honor, Elliott joins his head coach, SJU's legendary **John Gagliardi**, a member of the College Football Hall of Fame's 2006 class, college football's all-time wins leader and the namesake of the Gagliardi Trophy, presented annually to the top player in Division III.



Elliott is the first College Football Hall of Fame inductee from the Division III level since John Carroll linebacker London Fletcher – a 16-year veteran of the NFL – earned the honor in 2019.

The 18 first-team All-Americans and four standout coaches who make up the 2025 Class were selected from the national ballot of 77 players and nine coaches from the Football Bowl Subdivision and 101 players and 34 coaches from the divisional ranks.

They will be officially inducted during the 67th NFF Annual Awards Dinner Presented by Las Vegas on Dec. 9, 2025, at Bellagio Hotel & Casino in Las Vegas.



The inductees will also be recognized at their respective collegiate institutions with NFF Hall of Fame On-Campus Salutes, presented by Fidelity Investments, during the fall. Their accomplishments will be forever immortalized at the Chick-fil-A College Football Hall of Fame in Atlanta. Each inductee will receive a custom ring created by Jostens, the official and exclusive supplier of NFF rings.

In addition to Elliott, the 2025 class includes Montee Ball (Wisconsin); Gregg Carr (Auburn); Greg Eslinger (Minnesota); Terry Hanratty (Notre Dame); Graham Harrell (Texas Tech); John Henderson (Tennessee); Michael Huff (Texas); Jim Kleinsasser (North Dakota); Alex Mack (California); Terrence Metcalf (Mississippi); Haloti Ngata (Oregon); Steve Slaton (West Virginia); Darrin Smith (Miami, Fla.); Michael Strahan (Texas Southern); Dennis Thurman (Southern California); Michael Vick (Virginia Tech); Ryan Yarbrough (Wyoming); and coaches Larry Blakeney (Troy); Larry Korver (Northwestern, Iowa); Urban Meyer (Bowling Green, Utah, Florida, Ohio State); and Nick Saban (Toledo, Michigan State, Louisiana State, Alabama).

ELLIOTT'S CAREER STATISTICS

RECEIVING	G	REC	YDS	TD	LG	REC/G	AVG/C	AVG/G
2000	15	60	967	14	67	4.0	16.1	64.5
2001	13	72	1,056	14	46	5.5	14.7	81.2
2002	14	120	1,484	22	70	8.6	12.4	106.2
2003	14	115	1,319	13	68	8.4	11.3	94.2
TOTALS	56	369	4,826	63	70	6.6	13.1	86.2

PUNT RETURNS	G	NO.	YDS	TD	LG	AVG/R	AVG/G
TOTAL	56	122	1,459	6	89	12.0	26.1

KICK RETURNS	G	NO.	YDS	TD	LG	AVG/R	AVG/G
TOTAL	56	73	1,606	1	90	22.0	28.7

ALL PURPOSE	G	RUSH	REC	PR	KR	TOTAL	AVG/G
TOTAL	56	744	4,826	1,459	1,606	8,635	154.2

SCORING	G	TD	RUSH	PASS	RET	2PAT	TOTAL
TOTAL	56	78	8	63	7	2	472

ALL-TIME CAREER RANKINGS AT GRADUATION

**Prior to the 2002 season, the NCAA did not recognize playoff game stats in season or career totals*

RECORD	MIAC	DIVISION III	ALL DIVISIONS
Receptions (327)	1st	2nd	2nd
TD Receptions (56)	1st	2nd	3rd
Receiving Yards (4,200)	1st	4th	18th
All-Purpose Yards (7,605)	1st	5th	14th
Points Scored (424)	1st	8th	t22nd





Offensive tackle **Ben Bartch** '20 became the 10th Johnnie to be drafted in the NFL when he was selected by the Jacksonville Jaguars with the 10th pick of the fourth round (No. 116 overall) in the 2020 NFL Draft. He appeared in 13 games for the Jaguars, including one start at left guard, and totaled 219 offensive snaps (47 on special teams) in 2020. Bartch followed that with 11 starts at right guard and 704 offensive snaps (43 on special teams) in 2021. In 2022, Bartch started the Jaguars' first five games at left guard, totaling 293 offensive plays and 19 on special teams, before he suffered a season-ending knee injury. He opened training camp in 2023 on the PUP (physically unable to perform) list and started at left guard in the Jaguars' first three games. Jacksonville released Bartch on Oct. 31, moved to the Jaguars' practice squad three days later and signed with the San Francisco 49ers on Nov. 21, for their Super Bowl run. He totaled 241 snaps on the offensive line and 77 on special teams, including five in the Super Bowl, in 2023.

Bartch was named the starter at left guard for the 2025 season after signing a one-year contract in February. He was the highest-rated lineman in the 49ers week one game at Seattle on Sept. 7 (right) but was ruled out after starting game two vs. New Orleans on Sept. 14 with a high-ankle sprain. He was placed on the IR on Sept. 17.



Bartch was the lone NCAA Division III attendee at the 2020 Reese's Senior Bowl in Mobile, Ala. Although he did not play in the game, Bartch received rave reviews during the three days of practices leading up to the event. He attended the 2020 NFL Scouting Combine that February, but did not participate in the drills or measurements due to the injury suffered during the final Senior Bowl practice. A D3football.com first-team and Associated Press second-team All-American in 2019, Bartch started all 14 games at left tackle in 2019. He made 27 straight starts at tackle after he switched from tight end during the 2018 preseason. Through a combination of hard work in the weight room and repeated consumption of a now-famous (or infamous) protein shake recipe (ingredients included scrambled eggs, cottage cheese, quick grits, peanut butter, bananas and Gatorade), Bartch gained over 50 pounds and started on the line's left side immediately.

BARTCH'S NFL STATISTICS

Season	Team	Games	Starts	Offense	Special Teams
2020	Jacksonville Jaguars	13	1	220	48
2021	Jacksonville Jaguars	15	11	707	40
2022	Jacksonville Jaguars	5	5	293	19
2023	Jacksonville Jaguars	8	3	213	37
	San Francisco 49ers	5	0	28	23
2024	San Francisco 49ers	3	2	65	5
2025	San Francisco 49ers	2	2	86	5
TOTAL		51	24	1,612	177
				Snaps	Snaps

SJU IN THE NFL DRAFT

Offensive lineman **Ben Bartch** '20 became the 10th Johnnie to be drafted into the National Football League in April 2020. He spent three-and-a-half seasons with the Jacksonville Jaguars before joining the San Francisco 49ers on Nov. 21, 2023, for their Super Bowl run.

- 1949 - End Red Maenhout, New York Bulldogs (12th round-No. 113)
- 1955 - Tackle Dick Coy, Chicago Cardinals (19th round-No. 218)
- 1957 - Guard Chuck Froehle, Baltimore Colts (19th round-No. 222)
- 1963 - Offensive tackle Tom McIntyre, Minnesota Vikings (18th round-No. 240)
- 1964 - Offensive tackle John McDowell, Green Bay Packers (9th round-No. 125)
- 1965 - Defensive tackle Paul Labinski, Minnesota Vikings (16th round-No. 219)
- 1967 - Guard Fred Cremer, Minnesota Vikings (12th round-No. 296)
- 1972 - Defensive end Steve Setzler, San Francisco 49ers (12th round-No. 304)
- 1974 - Defensive tackle Kurt Wachtler, Minnesota Vikings (15th round-No. 389)
- 2020 - Offensive tackle Ben Bartch, Jacksonville Jaguars (4th round-No. 116)



2016

6-6, 230

Freshman - Tight End



2017

6-6, 250

Sophomore - Tight End



2018

6-6, 275


Junior - Offensive Line



2019

6-6, 305

Senior - Offensive Line



2020

6-6, 317

First season - Offensive Line



2023

6-6, 315

Fourth season - Offensive Line



2025

6-6, 315

Sixth season - Offensive Line



QUICK FACTS

CLEMENS STADIUM

Surface	SprinTurf (Artificial Grass)
Capacity	8,500
Opening Date	Saint John's Field (1908) Clemens Stadium (1997)
Last Turf Renovation	2022, 2012 Installed in 2002
All-Time Record	360-97-13 (.779)

Largest Crowds

Date	Opponent	Att.	Result
Sept. 26, 2015	St. Thomas	17,327	L, 14-35
Oct. 13, 2018	St. Thomas	16,922	W, 40-20
Sept. 24, 2016	St. Thomas	16,514	L, 21-33
Oct. 2, 2010	St. Thomas	16,421	L, 26-27 (OT)
Sept. 15, 2012	St. Thomas	14,286	L, 21-43
Oct. 22, 2022	Gustavus	13,161	W, 41-27
Nov. 8, 2003	Bethel	13,107	W, 29-26
Oct. 17, 2009	St. Thomas	12,903	W, 20-17 (OT)
Sept. 3, 2022	UW-Whitewater	12,462	W, 24-10
Oct. 6, 2007	St. Olaf	12,339	W, 30-29



HISTORY

From the start, those in charge of developing the space now known as Clemens Stadium had something majestic in mind. So they set about turning a former cranberry bog into a natural bowl stadium that has been the home of Saint John's University football for 116 years.

Ringed by the gorgeous fall colors of the surrounding Central Minnesota woods, the field has long become a destination spot, a status only solidified when Sports Illustrated named it one of college football's top 10 "Dream Destinations" in 1999.

The facility itself has expanded often over the years. Concrete seating was added in 1933 and expanded in 1957. The familiar stone entrance behind the south end zone was built in 1939 and the first press box and concession stand were erected four years later. In 1997, local philanthropist Bill Clemens – the man for whom the stadium is named -- provided a million-dollar donation that allowed for construction of a new grandstand, an expanded press box, larger concession stands and restrooms and a new entrance. Another donation by Clemens, who attended SJU from 1938-40, made possible the installation of an artificial playing surface in 2002.

A third tier to the press box was added in 2009 and lights were installed in 2012.




Meanwhile, large crowds have been commonplace. SJU has finished among the national leaders in per-game attendance in NCAA Division III in each of the last 20 seasons – including crowds of 10,000 or more 23 times since 2001.

That included a facility-record 17,327 for a matchup against St. Thomas on Sept. 26, 2015 – a day in which ESPN's "Sports Center On the Road" program was broadcast live from the stadium, and a crowd of 13,107 on hand to see legendary former coach **John Gagliardi** become the winningest coach in college football history when SJU beat Bethel 29-26 on Nov. 8, 2003.

HAPPY AT HOME

The Johnnie football program is 373-102-13 (.777) all-time at Saint John's Field/Clemens Stadium (est. 1997), including a 27-8 record (.771) in the NCAA Division III Playoffs. In its last 225 games dating back to the 1987 season, SJU has a record of 196-29 (.871) in Collegeville.

SJU SCORIGAMI – EVERY SCORE IN SAINT JOHN'S FOOTBALL HISTORY



WHAT IS SCORIGAMI?

Scorigami was developed by sportswriter and analyst Jon Bois in 2016 as a way of tracking the probability of football results in the NFL. Since 2016, Bois has developed a database of every NFL score into a grid to indicate what scores have happened and how frequently. The original concept has since been adopted by other teams and institutions, most recently by Ken Landis, assistant athletic director for strategic communications, and his team at the University of Central Florida. The chart above displays every Saint John's University (Minn.) football score since 1900.

HOW TO READ THIS CHART

The horizontal axis features the winning team's score, while the losing score is reported vertically. Boxes marked in green indicate a score has happened before, with the number detailing how many times that result has occurred. The grayed out portion of the chart represents scores that can never occur. Boxes that are white have not yet happened. There are a total of 979 scores reported in the above chart. It does not include canceled or forfeited games.

MOST COMMON SCORES

Score	Times	Last Occurrence	SJU Record
6-0	17	Nov. 6, 1971 at Macalester	9-8
7-0	12	Sept. 29, 1985 vs. St. Thomas	6-6
20-0	12	Nov. 3, 1990 vs. Bethel	9-3
21-0	11	Nov. 7, 2015 at Bethel	7-4
49-0	10	Sept. 13, 2025 vs. Minnesota-Morris	10-0
13-0	10	Sept. 21, 1968 at Gustavus Adolphus	8-2
19-0	10	Oct. 12, 2019 vs. Bethel	7-3
34-0	10	Oct. 26, 2024 vs. Gustavus Adolphus	8-2
14-0	9	Oct. 9, 1982 vs. Gustavus Adolphus	6-3

467 UNIQUE SCORES

Since 1900, Saint John's football has played to 467 unique scores in a total of 981 games. SJU's last scorigami (unique score that had never happened before) was a 63-0 win over Augsburg on Homecoming at Clemens Stadium on Sept. 27, 2025.

Last 10 Unique Scores

Date	Score	Opponent	Location	Result
Sept. 27, 2025	63-0	Augsburg	Clemens Stadium	W
Dec. 7, 2024*	41-38	Susquehanna (Pa.)	Collegeville, Minn.	L
Nov. 16, 2024^	41-33	Bethel	Collegeville, Minn.	W
Oct. 12, 2024	38-31	Concordia	Moorhead, Minn.	W
Sept. 28, 2024	45-20	Bethel	Arden Hills, Minn.	W
Nov. 11, 2023	48-21	Concordia	Moorhead, Minn.	W
Oct. 7, 2023	42-23	Concordia	Collegeville, Minn.	W
Sept. 9, 2023	56-28	Wisconsin-Whitewater	Whitewater, Wis.	L
Oct. 29, 2022	56-6	St. Scholastica	Duluth, Minn.	W
Oct. 22, 2022	41-27	Gustavus Adolphus	Collegeville, Minn.	W

^MIAC Championship *NCAA Third Round

28-21 IN OVERTIME

Saint John's has played to four scores of 28-21, with three of them decided in overtime. The most recent was a win on Sept. 17, 2011 at Concordia.

Date	Opponent	Location	Result
Nov. 25, 2000#	Pacific Lutheran (Wash.)	Puyallup, Wash.	W, OT
Sept. 2, 2002	Wisconsin-Eau Claire	Eau Claire, Wis.	L, OT
Nov. 8, 2008	Augsburg	Collegeville, Minn.	W
Sept. 17, 2011	Concordia	Moorhead, Minn.	W, OT

NCAA Second Round

21-18 IN THE PLAYOFFS

The most common postseason score is 21-18, having occurred three times with the last on Dec. 1, 2018 at Mary Hardin Baylor (Texas) in the NCAA Quarterfinals.

Date	Opponent	Location	Result
Nov. 23, 1996#	Simpson (Iowa)	Metrodome	W
Dec. 2, 2000^	Central (Iowa)	Pella, Iowa	W
Dec. 1, 2018^	Mary Hardin-Baylor (Texas)	Belton, Texas	L

NCAA First Round ^ NCAA Quarterfinals

SHUTOUTS

There have been 267 shutouts in SJU football history. The Johnnies have won 191 of those shutouts with an all-time record of 191-70-6 (.726).

Last 10 Shutouts

Date	Opponent	Location	Score	Coach
Oct. 11, 2025	vs. Macalester	Collegeville, Minn.	W, 70-0	Gary Fasching
Sept. 27, 2025	vs. Augsburg	Collegeville, Minn.	W, 63-0	Gary Fasching
Sept. 20, 2025	at Hamline	St. Paul, Minn.	W, 59-0	Gary Fasching
Sept. 13, 2025	vs. Minnesota-Morris	Collegeville, Minn.	W, 49-0	Gary Fasching
Nov. 2, 2024	at St. Scholastica	Duluth, Minn.	W, 70-0	Gary Fasching
Oct. 26, 2024	Gustavus Adolphus	Collegeville, Minn.	W, 34-0	Gary Fasching
Sept. 7, 2024	Carthage, Wis.	Collegeville, Minn.	W, 49-0	Gary Fasching
Nov. 19, 2022	Northwestern*	Collegeville, Minn.	W, 49-0	Gary Fasching
Oct. 8, 2022	at Augsburg	Minneapolis, Minn.	W, 45-0	Gary Fasching
Oct. 30, 2021	St. Scholastica	Collegeville, Minn.	W, 81-0	Gary Fasching

*denotes an NCAA Division III playoff game

SCORE BREAKDOWN

Most Common Score: 6-0 (Last Occurrence: Nov. 6, 1971 at Macalester)

Most Common Winning Score: 21 (Last Occurrence: Dec. 1, 2018 at Mary Hardin-Baylor, Texas)

Most Common Losing Score: 0 (Last Occurrence: Oct. 11, 2025 vs. Macalester)

Highest Winning Score: 98 (Last Occurrence: Sept. 2, 2017 vs. St. Scholastica)

Highest Losing Score: 47 (Last Occurrence: Nov. 23, 2019 vs. Aurora)

At Home: 232 unique scores (Most Recent: Sept. 27, 2025 vs. Augsburg)

On the Road: 214 unique scores (Most Recent: Nov. 2, 2024 at St. Scholastica)

On Homecoming: 87 unique scores (74-20-2 record in 96 games)

CHAMPIONSHIP HISTORY

37

22

21

18

6

6

SJU



BU




MIAC CHAMPIONSHIPS

Despite missing the first season of MIAC football in 1920, Saint John's leads all member schools with 37 conference championships, won or shared, in 102 MIAC seasons. That's more than one title every three seasons, over 10 decades.



NATIONAL CHAMPIONSHIPS: 1963, 1965, 1976, 2003



A WINNING TRADITION











WINNINGEST PROGRAM IN NCAA DIVISION III HISTORY

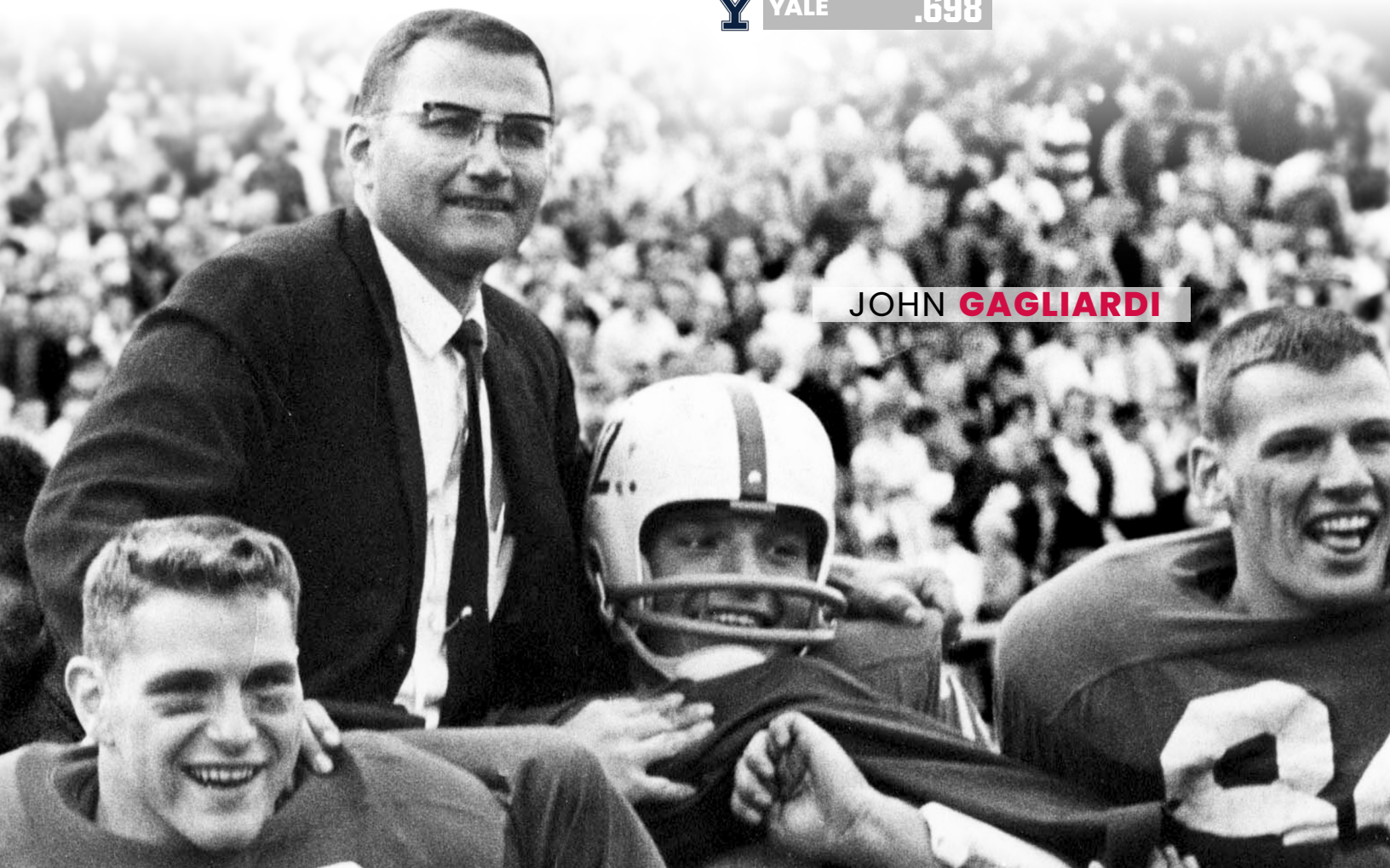
Saint John's enters the 2025 season with a .723 winning percentage, which leads all NCAA Division III institutions. The mark is tied with Oklahoma for fifth in all of college football, behind household names like Ohio State (.736), Michigan (.733), Alabama (.733) and Notre Dame (.732). That's good company.

**Entering the 2025 season*



JOE **BENDA**

	OHIO STATE	.736
	MICHIGAN	.733
	ALABAMA	.733
	NOTRE DAME	.732
	SAINT JOHN'S	.723
	OKLAHOMA	.723
	LINFIELD	.705
	TEXAS	.705
	WHITEWATER	.703
	YALE	.698



JOHN **GAGLIARDI**

A LEGACY OF EXCELLENCE

BLAKE
ELLIOTT



Since **Edward Callanan** was named an All-American in 1938, Saint John's football has had 153 more selections, beginning a tradition of All-American excellence on the field. Guard **Chuck Froehle** was the first-repeat and first three-time selection in program history (1954, 1955 and 1956). He is one of 29 players to earn more than one All-America award. SJU has had more than one All-American in 40 seasons and 24 seasons with three selections or more.



CAM McCAMBRIDGE



AARON SYVERSON



RAVI ALSTON



BOBBY FISCHER



ALEX
LARSON

LEADING THE MIAC IN ALL-AMERICANS


SJU's 154 All-America selections are the most by any MIAC school by nearly four times over. All other current MIAC institutions have had a combined 179 All-Americans. Four schools – Carleton, Concordia, Gustavus Adolphus and Hamline – earned over half of their All-America awards before the 2000 season.

Eleven Johnnies have earned 14 All-America honors since 2021, including five in the 2024 season. Three All-Americans (defensive lineman **Zach Frank**, tight end **Joey Gendreau** and wide receiver **Dylan Wheeler**) return for their senior season in 2025. No other team in the conference returned a 2024 All-American.

Five of the current coaches on the SJU staff were named All-Americans during their tenure as Saint John's players: **Brandon Novak**, **Damien Dumonceaux**, **Josh Bungum**, **Ben Eli** and **Max Jackson**. Novak (1998 and 1999) and Jackson (2017 and 2018) were both multi-year selections in their careers, and were also multi-sport athletes (wrestling and baseball).

SJU

154



SINCE 2000

SJU

70

BU

32



15



13



9



6



5

Saint John's football has had a total of 70 All-Americans since 2000 - nearly more than every other MIAC school combined. Of those 70 All-Americans, 14 earned more than one selection to an All-America team, while five were three-time honorees: **Blake Elliott** '03 (2001, 2002, 2003), **Dan Greenheck** '20 (2017, 2018, 2019), **Jeremy Hood** '04 (2001, 2002, 2003), **Alex Larson** '23 (2021, 2022, 2023) and **Cam McCambridge** '03 (2001, 2002, 2003). SJU has had an All-American in 22 of the last 25 years, missing just two competitive seasons: 2013 and 2008 (not including the cancelled 2020 season). More than one Johnnie has been named an All-American in 19 of those 22 seasons, with a program-record seven selections in 2019.



SAM SURA



JEREMY HOOD

70 ALL-AMERICANS SINCE 2000

30 MULTI-TIME ALL-AMERICANS

10 YEAR STREAK OF ALL-AMERICANS

70 ALL-AMERICANS IN 25 YEARS



MAX JACKSON

PLAYER	POSITION	YEAR	PLAYER	POSITION	YEAR
Nate Kirschner	Tight End	2000	Josh Bungum	Returner	2015
Beau LaBore	Linebacker	2000	Carter Hanson	Linebacker	2015
Tom Linnemann	Quarterback	2000	Sam Sura	Running Back	2015
Chris Moore	Running Back	2000	Peyton Thiry	Defensive Line	2015
Chris Salvato	Offensive Line	2000	Ben Eli	Offensive Line	2016
Alex Wesley	Defensive Line	2000	Carter Hanson	Linebacker	2016
Ryan Danielson	Defensive End	2001	Dan Greenheck	Offensive Line	2017
Blake Elliott	Wide Receiver	2001	Max Jackson	Defensive Back	2017
Jeremy Hood	Defensive End	2001	Tommy Auger	Tight End	2018
Cam McCambridge	Linebacker	2001	Nathan Brinker	Defensive Line	2018
Blake Elliott	Wide Receiver	2002	Jackson Erdmann	Quarterback	2018
Jeremy Hood	Defensive End	2002	Will Gillach	Wide Receiver	2018
Dan Kosel	Offensive Line	2002	Dan Greenheck	Offensive Line	2018
Cam McCambridge	Linebacker	2002	Max Jackson	Defensive Back	2018
Jason Pflipsen	Defensive Back	2002	Ravi Alston	Wide Receiver	2019
Justin Cass	Offensive Line	2003	Ben Barch	Offensive Line	2019
Blake Elliott	Wide Receiver	2003	Jackson Erdmann	Quarterback	2019
Jeremy Hood	Defensive End	2003	Dan Greenheck	Offensive Line	2019
Cam McCambridge	Linebacker	2003	Chris Harris	Defensive Back	2019
Ryan Weinandt	Defensive Line	2003	Danny Pietruszewski	Linebacker	2019
Jason Good	Defensive Line	2004	J.W. Windsor	Defensive Line	2019
Damien Dumonceaux	Defensive Line	2005	Ravi Alston	Wide Receiver	2021
Matt Nelson	Offensive Line	2005	Alex Larson	Tight End	2021
Nick Gunderson	Defensive Line	2006	Nick Neumann	Offensive Line	2021
Kevin McNamara	Defensive Line	2006	Michael Wozniak	Defensive Line	2021
Nick Gunderson	Defensive Line	2007	Metoriah Faoliu	Defensive Line	2022
Andrew Salvato	Offensive Line	2007	Alex Larson	Tight End	2022
Kyle Schroeder	Defensive Line	2009	Michael Wozniak	Defensive Line	2022
Ryan Wimmer	Linebacker	2009	Joe Jaeger	Offensive Line	2023
Kyle Schroeder	Defensive Line	2010	Alex Larson	Tight End	2023
Bobby Fischer	Defensive Back	2011	Zach Frank	Offensive Line	2024
Bobby Fischer	Defensive Back	2012	Joey Gendreau	Tight End	2024
Jimmie Mattson	Kicker	2012	Nick McKenzie	Offensive Line	2024
Ross Carlson	Offensive Line	2014	Aaron Syverson	Quarterback	2024
Sam Sura	Running Back	2014	Dylan Wheeler	Wide Receiver	2024

TOP OF THE LINE



OL
BEN BARTCH

DL
DAMIEN DUMONCEAUX

OL
DAN GREENHECK

DL
NICK GUNDERSON

DL
ZACH FRANK


SJU ALL-AMERICA LINEMEN

PLAYER	POSITION	YEAR
Roger Ludwig	Offensive Tackle	1958
Sev Youso	Offensive Tackle	1958
Felix Mannella	Offensive Guard	1959
Bob Gavin	Offensive Guard	1961
Fred Philipson	Offensive Tackle	1961
Bob Stolz	Offensive Tackle	1961
John McDowell	Offensive Tackle	1962
Tom McIntyre	Offensive Tackle	1962
Bill Wagner	Center	1962
Dave Honer	Offensive Guard	1963
John McDowell	Defensive Tackle	1963
Michael Collins	Def./Off. Tackle	1964
Fred Cremer	Offensive Tackle	1964
Jack Hickey	Center	1964
Michael Collins	Def./Off. Tackle	1965
Fred Cremer	Offensive Tackle	1965
Fred Cremer	Offensive Tackle	1966
Lyle Mathiasen	Offensive Line	1973
Ernie England	Defensive Line	1978
Ernie England	Defensive Line	1979
John Sowada	Offensive Line	1982
Jeff Chalmers	Offensive Line	1983
Steve O'Toole	Defensive Line	1991
Burt Chamberlin	Offensive Line	1992
Burt Chamberlin	Offensive Line	1993
Jim Wagner	Defensive Line	1993
Brian Kohorst	Defensive Line	1994
Jim Wagner	Defensive Line	1994
Jesse Redepenning	Offensive Line	1995
Jesse Redepenning	Offensive Line	1996
Matt Griffith	Defensive Line	1997

PLAYER	POSITION	YEAR
Joe Kaczrowski	Defensive Line	1998
Chris Salvato	Offensive Line	2000
Alex Wesley	Defensive Line	2000
Dan Kosel	Offensive Line	2002
Justin Cass	Offensive Line	2003
Ryan Weinandt	Defensive Line	2003
Jason Good	Defensive Line	2004
Damien Dumonceaux	Defensive Line	2005
Matt Nelson	Offensive Line	2005
Nick Gunderson	Defensive Line	2006
Kevin McNamara	Defensive Line	2006
Nick Gunderson	Defensive Line	2007
Andrew Salvato	Offensive Line	2007
Kyle Schroeder	Defensive Line	2009
Kyle Schroeder	Defensive Line	2010
Ross Carlsson	Offensive Line	2014
Peyton Thiry	Defensive Line	2015
Ben Eli	Offensive Line	2016
Dan Greenheck	Offensive Line	2017
Nathan Brinker	Defensive Line	2018
Dan Greenheck	Offensive Line	2018
Ben Bartch	Offensive Line	2019
Dan Greenheck	Offensive Line	2019
J.W. Windsor	Defensive Line	2019
Nick Neumann	Offensive Line	2021
Michael Wozniak	Defensive Line	2021
Metorlah Faolui	Defensive Line	2022
Michael Wozniak	Defensive Line	2022
Joe Jaeger	Offensive Line	2023
Zach Frank	Offensive Line	2024
Nick McKenzie	Offensive Line	2024

65

ALL-AMERICAN LINEMEN



JIM WAGNER

LINEMAN U

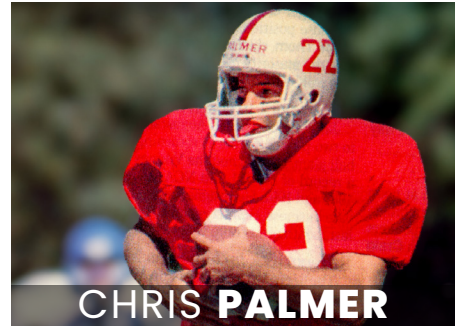

SJU has produced a long line of success across the offensive and defensive lines, with a total of 65 All-America honors among 53 student-athletes. That number is more than any other MIAC program's total All-Americans. In comparison, Bethel has 41 All-Americans, all-time. The Johnnies have had an All-American on the offensive line in seven of the last eight seasons and on the defensive line in five of the last six.

THE GAGLIARDI TROPHY

PRESENTED ANNUALLY TO THE OUTSTANDING FOOTBALL PLAYER IN NCAA DIVISION III FOOTBALL BY THE J-CLUB OF SAINT JOHN'S UNIVERSITY.

The Gagliardi Trophy is presented by Stearns Bank to the most outstanding football player in NCAA Division III and has been given annually since 1993. It recognizes excellence in athletics, academics and community service. The award is named after **John Gagliardi**, Saint John's legendary Hall of Fame head football coach who passed away at the age of 91 in 2018.

John retired in 2012 with 489 career victories, the most in college football history. Stearns Bank's long-time CEO Norm Skalicky and Gagliardi were good friends and admirers of one another. Both became legends in their respective fields - not just because of their success, but because of how they looked uniquely upon their work.



CHRIS PALMER

Nominations are submitted by colleges across the country, and the semifinalists are selected by the J-Club Board of Directors. The Gagliardi Trophy national-selection committee (voters) is comprised of 18 Division III coaches (three from each NCAA Region), six Division III administrators (one from each region), 12 regional notable voters (two from each region) and six national voters with Division III backgrounds. No J-Club members vote as part of the national-selection committee.

Since its inception, SJU has had 17 finalists - the second-most of any Division III institution. Saint John's has had four athletes win the trophy named after their program's long-time head coach: wide receiver **Chris Palmer** (1995), wide receiver/returner **Blake Elliott** (2003), linebacker **Carter Hanson** (2016) and quarterback **Jackson Erdmann** (2018).



CARTER HANSON



BLAKE ELLIOTT



JACKSON ERDMANN

GAGLIARDI TROPHY FINALISTS

PLAYER	POSITION	YEAR
Willie Seiler	Quarterback	1993
Matt Malmberg	Running Back	1994
Chris Palmer*	Wide Receiver	1995
Kurt Ramler	Quarterback	1996
Tom Linnemann	Quarterback	2000
Blake Elliott	Wide Receiver/Return	2002
Blake Elliott*	Wide Receiver/Return	2003
Damien Dumonceaux	Defensive Tackle	2005
Alex Kofoed	Quarterback	2007
Sam Sura	Running Back	2014
Sam Sura	Running Back	2015
Carter Hanson*	Linebacker	2016
Jackson Erdmann*	Quarterback	2018
Jackson Erdmann	Quarterback	2019
Michael Wozniak	Defensive Line	2022
Aaron Syverson	Quarterback	2023
Aaron Syverson	Quarterback	2024

**denotes winner*





GAME ONE



49



0

SATURDAY, SEPT. 13, 2025 | BLAKE ELLIOTT DAY
COLLEGEVILLE, MINN. | CLEMENS STADIUM



GAME 1: SAINT JOHN'S 49, MINNESOTA-MORRIS 0

Saturday, Sept. 13 | Blake Elliott Day
Collegeville, Minn. | Clemens Stadium | Attendance: 8,759



	1st	2nd	3rd	4th	Final
Minnesota-Morris (0-2)	0	0	0	0	0
Saint John's (2-0)	7	14	28	0	0

SCORING SUMMARY

QTR	TIME	TEAM		DRIVE	UMM	SJU
1st	00:00	SJU	Caden Wheeler 3 yd run (Matt Hansen kick),	7 plays, 67 yards, TOP 4:13	0	7
2nd	10:08	SJU	Corey Bohmert 20 yd run (Matt Hansen kick),	5 plays, 65 yards, TOP 2:07	0	14
2nd	06:10	SJU	Joey Gendreau 8 yd pass from Trey Feeney (Matt Hansen kick)	5 plays, 61 yards, TOP 2:07	0	21
3rd	13:32	SJU	Joey Gendreau 35 yd pass from Z. Dittbenner (Matt Hansen kick)	3 plays, 68 yards, TOP 1:24	0	28
3rd	07:53	SJU	Dylan Wheeler 1 yd pass from Trey Feeney (Matt Hansen kick)	3 plays, 43 yards, TOP 1:31	0	35
3rd	06:52	SJU	Jack St. Fleur 40 yd interception (Matt Hansen kick)		0	42
3rd	01:50	SJU	Caden Wheeler 9 yd run (Matt Hansen kick),	6 plays, 63 yards, TOP 3:17	0	49

TEAM STATISTICS

	UMM	SJU
FIRST DOWNS	9	23
Rushing	5	10
Passing	3	13
Penalty	1	0
NET YARDS RUSHING	79	197
Rushing Attempts	40	24
Average Per Rush	2.0	8.2
Rushing Touchdowns	0	3
Yards Gained Rushing	118	210
Yards Lost Rushing	39	13
NET YARDS PASSING	45	291
Completions-Attempts-Int	8-16-1	20-24-1
Average Per Attempt	2.8	12.1
Average Per Completion	5.6	14.6
Passing Touchdowns	0	3
TOTAL OFFENSE YARDS	124	488
Total offense plays	56	48
Average Gain Per Play	2.2	10.2
Fumbles: Number-Lost	3-1	3-2
Penalties: Number-Yards	0-0	3-25
PUNTS-YARDS	7-272	1-39
Average Yards Per Punt	38.9	39.0
Net Yards Per Punt	35.3	39.0
Inside 20	1	1
50+ Yards	1	0
Touchbacks	0	0
Fair catch	1	0
KICKOFFS-YARDS	1-50	8-465
Average Yards Per Kickoff	50.0	58.1
Net Yards Per Kickoff	33.0	41.6
Touchbacks	0	0
Fair Catch Yards	0	0
Punt returns: Number-Yards-TD	0-0-0	4-25-0
Average Per Return	0.0	6.2
Kickoff returns: Number-Yds-TD	8-132-0	1-17-0
Average Per Return	16.5	17.0
Interceptions: Number-Yds-TD	1-0-0	1-40-1
Fumble Returns: Number-Yds-TD	0-0-0	0-0-0
Miscellaneous Yards	0	0
Possession Time	35:52	24:08
1st Quarter	7:16	7:44
2nd Quarter	8:13	6:47
3rd Quarter	8:44	6:16
4th Quarter	11:39	3:21
Third-Down Conversions	5 of 15	0 of 1
Fourth-Down Conversions	0 of 2	0 of 0
Red-Zone Scores-Chances	0-2	5-6
Touchdowns	0-2	5-6
Field goals	0-2	0-6
Sacks By: Number-Yards	1-7	3-16
PAT Kicks	0-0	7-7
Field Goals	0-0	0-0
Points off turnovers	0	14

PASSING STATS

	CMP-ATT-INT	YDS	TD	LONG	SACK
Trey Feeney	12-13-0	141	2	30	0
Zander Dittbenner	7-10-1	138	1	35	1
Lucas Jansky	1-1-0	12	0	12	0
TOTALS	20-24-1	291	3	35	1

RUSHING STATS

	NO.	GAIN	LOSS	NET	TD	LONG	AVG.
Caden Wheeler	8	83	2	81	2	25	10.1
Corey Bohmert	5	73	0	73	1	29	14.6
Dylan Kirchner	3	22	4	18	0	14	6.0
Wyatt McCabe	1	8	0	8	0	8	8.0
Logan Eisele	2	8	0	8	0	6	4.0
Zander Dittbenner	4	13	7	6	0	6	1.5
Lucas Jansky	1	3	0	3	0	3	3.0
TOTALS	24	210	13	197	3	29	8.2

RECEIVING STATS

	NO.	YDS	TD	LONG
Joey Gendreau	8	124	2	35
Caden Wheeler	3	44	0	17
Dylan Wheeler	3	29	1	24
Riley Schwellenbach	2	62	0	32
Faaris Amegankpoe	1	12	0	12
Thomas Jacobs	1	8	0	8
Owen Amrhein	1	6	0	6
Dylan Kirchner	1	6	0	6
TOTALS	20	291	3	35

DEFENSE STATS

	SOLO	AST	TOT	TFL/YDS	SK/YDS	FF	FR/YDS	INT	BR	BLK	QBH
Aiden McMahon	5	4	9	1.0/1	-/-	1	1/-	-	1	-	-
Jack St. Fleur	4	1	5	-/-	-/-	-	-/-	1-40	-	-	-
Landon Danner	2	3	5	1.0/2	0.5/1	-	-/-	-	-	-	-
Evan Wahlin	2	3	5	1.0/3	-/-	-	-/-	-	-	-	-
Grady Minnerath	1	4	5	1.0/-	0.5/-	-	-/-	-	-	-	-
Peyton Goettlicher	1	3	4	0.5/1	-/-	-	-/-	-	-	-	-
Melvin Wallace	1	3	4	1.0/3	-/-	-	-/-	-	-	-	-
Jack Krza	2	2	4	-/-	-/-	-	-/-	-	-	-	-
Chandler Obering	1	2	3	1.5/4	-/-	1	-/-	-	-	-	-
Cole Engen	1	2	3	0.5/4	0.5/4	-	-/-	-	-	-	-
Zach Frank	1	2	3	1.5/11	1.5/11	-	-/-	-	-	-	1
Jawahn Cockfield	-	3	3	1.0/1	-/-	-	-/-	-	-	-	-
Mark Rogalski	-	2	2	-/-	-/-	-	-/-	-	-	-	-
Vincent Pyne	2	-	2	-/-	-/-	-	-/-	-	1	-	-
Adam Schavey	2	-	2	-/-	-/-	-	-/-	-	-	-	-
Zachariah Hunter	1	1	2	-/-	-/-	-	-/-	-	-	-	-
Aaron Baisley	1	1	2	-/-	-/-	-	-/-	-	-	-	-
Hudson Poole	2	-	2	-/-	-/-	-	-/-	-	-	-	-
John Karkula	-	1	1	-/-	-/-	-	-/-	-	-	-	-
Nolan Dumonceaux	1	-	1	-/-	-/-	-	-/-	-	-	-	-
Will Peroutka	1	-	1	-/-	-/-	-	-/-	-	1	-	-
Joey Moberg	-	1	1	-/-	-/-	-	-/-	-	-	-	-
Isaac Potter	-	1	1	-/-	-/-	-	-/-	-	-	-	-
Alex Harren	1	-	1	-/-	-/-	-	-/-	-	-	-	-
Charlie Ryks	-	1	1	-/-	-/-	-	-/-	-	-	-	-
Tyler Smith	1	-	1	-/-	-/-	-	-/-	-	-	-	-
Eric Jurek	-	1	1	-/-	-/-	-	-/-	-	-	-	-
Riley DeRosier	-	1	1	-/-	-/-	-	-/-	-	-	-	-



GAME TWO



59



0

SATURDAY, SEPT. 20, 2025
ST. PAUL, MINN. | KLAS FIELD



GAME 2: SAINT JOHN'S 59, HAMLINE 0

Saturday, Sept. 20

St. Paul, Minn. | Klas Field | Attendance: 450



	1st	2nd	3rd	4th	Final
Saint John's (2-0, 1-0 MIAC)	21	17	14	7	59
Hamline (1-1, 0-1 MIAC)	0	0	0	0	0

SCORING SUMMARY

QTR	TIME	TEAM		DRIVE	HAM	SJU
1st	11:22	SJU	Dylan Wheeler 3 yd pass from Trey Feeney (Matt Hansen kick)	8 plays, 75 yards, TOP 3:38	7	0
1st	04:23	SJU	Corey Bohmert 4 yd run (Matt Hansen kick),	5 plays, 75 yards, TOP 1:48	14	0
1st	01:11	SJU	Z. Dittbenner 8 yd run (Matt Hansen kick),	5 plays, 25 yards, TOP 1:40	21	0
2nd	10:01	SJU	Z. Dittbenner 12 yd run (Matt Hansen kick),	6 plays, 94 yards, TOP 3:21	28	0
2nd	04:03	SJU	Corey Bohmert 9 yd run (Matt Hansen kick),	1 plays, 9 yards, TOP 0:08	35	0
2nd	01:05	SJU	Matt Hansen 37 yd field goal	6 plays, 26 yards, TOP 1:00	38	0
3rd	12:05	SJU	Dylan Wheeler 19 yd pass from Z. Dittbenner (Matt Hansen kick)	3 plays, 59 yards, TOP 1:23	45	0
3rd	06:50	SJU	Dylan Wheeler 3 yd pass from Trey Feeney (Matt Hansen kick)	8 plays, 61 yards, TOP 4:22	52	0
4th	06:47	SJU	Cade Berg 20 yd pass from Reece Dawson (Matt Hansen kick)	10 plays, 69 yards, TOP 5:23	59	0

TEAM STATISTICS

	SJU	HAM
FIRST DOWNS	30	9
Rushing	9	2
Passing	20	6
Penalty	1	1
NET YARDS RUSHING	177	28
Rushing Attempts	36	23
Average Per Rush	4.9	1.2
Rushing Touchdowns	4	0
Yards Gained Rushing	186	63
Yards Lost Rushing	9	35
NET YARDS PASSING	441	170
Completions-Attempts-Int	26-38-0	15-27-3
Average Per Attempt	11.6	6.3
Average Per Completion	17.0	11.3
Passing Touchdowns	4	0
TOTAL OFFENSE YARDS	618	198
Total offense plays	74	50
Average Gain Per Play	8.4	4.0
Fumbles: Number-Lost	0-0	2-0
Penalties: Number-Yards	2-25	6-34
PUNTS-YARDS	2-75	9-287
Average Yards Per Punt	37.5	31.9
Net Yards Per Punt	35.5	29.7
Inside 20	1	2
50+ Yards	0	1
Touchbacks	0	1
Fair catch	1	7
KICKOFFS-YARDS	10-510	1-65
Average Yards Per Kickoff	51.0	65.0
Net Yards Per Kickoff	43.5	40.0
Touchbacks	1	1
Fair Catch Yards	64	0
Punt returns: Number-Yards-TD	0-0-0	1-4-0
Average Per Return	0.0	4.0
Kickoff returns: Number-Yds-TD	0-0-0	3-50-0
Average Per Return	0.0	16.7
Interceptions: Number-Yds-TD	3-55-0	0-0-0
Fumble Returns: Number-Yds-TD	0-0-0	0-0-0
Miscellaneous Yards	0	0
Possession Time	33:34	26:26
1st Quarter	7:06	7:54
2nd Quarter	6:25	8:35
3rd Quarter	9:31	5:29
4th Quarter	10:32	4:28
Third-Down Conversions	3 of 9	1 of 11
Fourth-Down Conversions	2 of 3	0 of 0
Red-Zone Scores-Chances	9-10	0-1
Touchdowns	8-10	0-1
Field goals	1-10	0-1
Sacks By: Number-Yards	3-26	0-0
PAT Kicks	8-8	0-0
Field Goals	1-1	0-0
Points off turnovers	7	0

PASSING STATS

	CMP-ATT-INT	YDS	TD	LONG	SACK
Trey Feeney	14-20-0	215	2	29	0
Zander Dittbenner	8-12-0	160	1	53	0
Lucas Jansky	3-5-0	46	0	29	0
Reece Dawson	1-1-0	20	1	20	0
TOTALS	26-38-0	441	4	53	0

RUSHING STATS

	NO.	GAIN	LOSS	NET	TD	LONG	AVG.
Dylan Kirchner	7	43	0	43	0	9	6.1
Corey Bohmert	7	40	0	40	2	11	5.7
Zander Dittbenner	5	35	3	32	2	12	6.4
Tyler Hoheisel	3	25	0	25	0	14	8.3
Maverick Harper	2	14	0	14	0	11	7.0
Trey Feeney	1	12	0	12	0	12	12.0
Logan Eisele	4	5	0	5	0	2	1.2
Lucas Jansky	2	4	0	4	0	2	2.0
Wyatt McCabe	3	8	4	4	0	5	1.3
TEAM	2	0	2	-2	0	0	-1.0
TOTALS	36	186	9	177	4	14	4.9

RECEIVING STATS

	NO.	YDS	TD	LONG
Joey Gendreau	9	137	0	24
Dylan Wheeler	6	79	3	29
Riley Schwellenbach	5	140	0	53
Sam Nolan	1	29	0	29
Cade Berg	1	20	1	20
Andrew Harren	1	10	0	10
Thomas Jacobs	1	9	0	9
Dylan Kirchner	1	9	0	9
Joey Moberg	1	8	0	8
TOTALS	26	441	4	53

DEFENSE STATS

	SOLO	AST	TOT	TFL/YDS	SK/YDS	FF	FR/YDS	INT	BR	BLK	QBH
Aiden McMahon	5	1	6	-/-	-/-	-	-/-	-	-	-	-
Peyton Goettlicher	5	1	6	1.0/3	-/-	1	-/-	-	-	-	-
Landon Danner	2	2	4	-/-	-/-	-	-/-	-	-	-	-
Jawahn Cockfield	3	1	4	-/-	-/-	-	-/-	-	-	-	1
Riley DeRosier	-	3	3	-/-	-/-	-	-/-	-	-	-	-
Zach Frank	3	-	3	3.0/10	1.0/4	-	-/-	-	-	-	-
Mark Rogalski	1	1	2	-/-	-/-	-	-/-	1-0	-	-	-
Vincent Pyne	1	1	2	-/-	-/-	-	-/-	-	-	-	-
Zachariah Hunter	-	2	2	-/-	-/-	-	-/-	-	-	-	-
Westin Hoyt	2	-	2	-/-	-/-	-	-/-	1-45	-	-	-
Alex Harren	-	2	2	-/-	-/-	-	-/-	-	-	-	-
Charlie Ryks	-	2	2	0.5/1	-/-	-	-/-	-	-	-	-
Jack Krza	1	1	2	-/-	-/-	-	-/-	-	-	-	-
Tommy Gilmore	2	-	2	1.0/5	1.0/5	-	-/-	-	-	-	-
Jack St. Fleur	-	1	1	-/-	-/-	-	-/-	-	-	-	-
Adam Schavey	-	1	1	-/-	-/-	-	-/-	-	-	-	1
Blake Simonson	-	1	1	-/-	-/-	-	-/-	-	1	-	-
Will Peroutka	1	-	1	-/-	-/-	-	-/-	-	2	-	-
Isaac Potter	-	1	1	0.5/2	-/-	-	-/-	-	-	-	-
Matt Hansen	1	-	1	-/-	-/-	-	-/-	-	-	-	-
Hudson Poole	1	-	1	-/-	-/-	-	-/-	-	-	-	-
Logan Eisele	1	-	1	-/-	-/-	-	-/-	-	-	-	-
J.P. Weber	-	1	1	-/-	-/-	-	-/-	-	-	-	-
Jayden Leach	1	-	1	-/-	-/-	-	-/-	-	-	-	-
Grady Minnerath	1	-	1	1.0/17	1.0/17	-	-/-	-	-	-	-
Chandler Obering	1	-	1	-/-	-/-	-	-/-	-	-	-	-
Nolan Dumonceaux	-	-	-	-/-	-/-	-	-/-	1-10	-	-	-



GAME THREE



63



0

SATURDAY, SEPT. 27, 2025 | HOMECOMING
COLLEGEVILLE, MINN. | CLEMENS STADIUM



GAME 3: SAINT JOHN'S 63, AUGSBURG 0

Saturday, Sept. 27 | Homecoming
Collegeville, Minn. | Clemens Stadium | Attendance: 8,134



	1st	2nd	3rd	4th	Final
Augsburg (1-2, 1-1 MIAC)	0	0	0	0	0
Saint John's (3-0, 2-0 MIAC)	14	21	14	14	63

SCORING SUMMARY

QTR	TIME	TEAM		DRIVE	AUG	SJU
1st	09:30	SJU	Dylan Wheeler 21 yd pass from Z. Dittbenner (Matt Hansen kick)	9 plays, 72 yards, TOP 2:44	0	7
1st	02:49	SJU	Z. Dittbenner 16 yd run (Matt Hansen kick)	9 plays, 80 yards, TOP 4:59	0	14
2nd	11:07	SJU	Caden Wheeler 1 yd run (Matt Hansen kick)	11 plays, 77 yards, TOP 4:22	0	21
2nd	09:05	SJU	Joey Gendreau 37 yd pass from Trey Feeney (Matt Hansen kick)	2 plays, 80 yards, TOP 0:57	0	28
2nd	01:13	SJU	Z. Dittbenner 21 yd run (Matt Hansen kick)	4 plays, 53 yards, TOP 1:56	0	35
3rd	12:02	SJU	Caden Wheeler 7 yd run (Matt Hansen kick)	5 plays, 61 yards, TOP 2:48	0	42
3rd	06:04	SJU	Carson Hegerle 4 yd pass from Trey Feeney (Matt Hansen kick)	7 plays, 70 yards, TOP 2:56	0	49
4th	12:46	SJU	Corey Bohmert 12 yd run (Matt Hansen kick)	11 plays, 79 yards, TOP 5:19	0	56
4th	03:30	SJU	Wyatt McCabe 10 yd pass from Lucas Jansky (Henry Sievers kick)	9 plays, 48 yards, TOP 5:05	0	63

TEAM STATISTICS

	AUG	SJU
FIRST DOWNS	11	36
Rushing	2	16
Passing	6	17
Penalty	3	3
NET YARDS RUSHING	36	257
Rushing Attempts	27	32
Average Per Rush	1.3	8.0
Rushing Touchdowns	0	5
Yards Gained Rushing	70	260
Yards Lost Rushing	34	3
NET YARDS PASSING	97	367
Completions-Attempts-Int	17-28-0	25-37-0
Average Per Attempt	3.5	9.9
Average Per Completion	5.7	14.7
Passing Touchdowns	0	4
TOTAL OFFENSE YARDS	133	624
Total offense plays	55	69
Average Gain Per Play	2.4	9.0
Fumbles: Number-Lost	1-1	1-1
Penalties: Number-Yards	13-85	7-70
PUNTS-YARDS	7-290	0-0
Average Yards Per Punt	41.4	0.0
Net Yards Per Punt	36.4	0.0
Inside 20	0	0
50+ Yards	2	0
Touchbacks	1	0
Fair catch	2	0
KICKOFFS-YARDS	1-56	10-593
Average Yards Per Kickoff	56.0	59.3
Net Yards Per Kickoff	26.0	41.8
Touchbacks	0	5
Fair Catch Yards	0	0
Punt returns: Number-Yards-TD	0-0-0	1-15-0
Average Per Return	0.0	15.0
Kickoff returns: Number-Yds-TD	4-50-0	1-30-0
Average Per Return	12.5	30.0
Interceptions: Number-Yds-TD	0-0-0	0-0-0
Fumble Returns: Number-Yds-TD	0-0-0	0-0-0
Miscellaneous Yards	0	0
Possession Time	27:57	32:03
1st Quarter	6:48	8:12
2nd Quarter	8:14	6:46
3rd Quarter	6:01	8:59
4th Quarter	6:54	8:06
Third-Down Conversions	3 of 13	9 of 9
Fourth-Down Conversions	1 of 2	0 of 0
Red-Zone Scores-Chances	0-0	7-7
Touchdowns	0-0	7-7
Field goals	0-0	0-7
Sacks By: Number-Yards	1-1	3-15
PAT Kicks	0-0	9-9
Field Goals	0-0	0-0
Points off turnovers	0	0

PASSING STATS

	CMP-ATT-INT	YDS	TD	LONG	SACK
Trey Feeney	14-21-0	212	2	43	0
Zander Dittbenner	9-14-0	139	1	25	0
Lucas Jansky	2-2-0	16	1	10	1
TOTALS	25-37-0	367	4	43	1

RUSHING STATS

	NO.	GAIN	LOSS	NET	TD	LONG	AVG.
Caden Wheeler	12	87	0	87	2	16	7.2
Corey Bohmert	9	82	0	82	1	19	9.1
Zander Dittbenner	2	37	0	37	2	21	18.5
Wyatt McCabe	2	36	0	36	0	25	18.0
Dylan Kirchner	3	13	0	13	0	7	4.3
Lucas Jansky	4	5	3	2	0	4	0.5
TOTALS	32	260	3	257	5	25	8.0

RECEIVING STATS

	NO.	YDS	TD	LONG
Joey Gendreau	10	166	1	43
Dylan Wheeler	7	96	1	26
Carson Hegerle	3	34	1	17
Riley Schwellenbach	2	41	0	25
Owen Amrhein	1	14	0	14
Wyatt McCabe	1	10	1	10
Cade Berg	1	6	0	6
TOTALS	25	367	4	43

DEFENSE STATS

	SOLO	AST	TOT	TFL/YDS	SK/YDS	FF	FR/YDS	INT	BR	BLK	QBH
Landon Danner	4	1	5	1.0/2	-/-	-	-/-	-	-	-	-
Peyton Goettlicher	5	-	5	-/-	-/-	-	-/-	-	1	-	-
Grady Minnerath	2	2	4	2.0/10	1.0/4	-	-/-	-	-	-	-
Joey Gendreau	2	1	3	-/-	-/-	-	-/-	-	-	-	-
Adam Schavey	1	2	3	-/-	-/-	-	-/-	-	-	-	-
Vincent Pyne	2	1	3	-/-	-/-	-	-/-	-	-	-	-
Isaac Potter	2	1	3	-/-	-/-	-	-/-	-	-	-	-
Will Seymour	2	-	2	-/-	-/-	-	-/-	-	-	-	-
John Hawkins	1	1	2	-/-	-/-	-	-/-	-	-	-	-
Zachariah Hunter	2	-	2	-/-	-/-	-	-/-	-	-	-	-
Aiden McMahon	-	2	2	-/-	-/-	-	-/-	-	1	-	1
Will Peroutka	1	1	2	-/-	-/-	-	-/-	-	-	-	-
Evan Wahlin	-	2	2	-/-	-/-	-	-/-	-	-	-	-
Westin Hoyt	2	-	2	2.0/3	-/-	-	-/-	-	2	-	-
Landon Gallagher	1	1	2	1.0/6	-/-	-	-/-	-	-	-	1
Zach Frank	2	-	2	2.0/11	2.0/11	-	-/-	-	-	-	-
Tommy Gilmore	1	1	2	-/-	-/-	-	-/-	-	-	-	-
Mark Rogalski	1	-	1	-/-	-/-	-	-/-	-	-	-	-
Jack St. Fleur	1	-	1	-/-	-/-	-	-/-	-	1	-	-
Blake Simonson	-	1	1	-/-	-/-	-	-/-	-	1	-	-
Aaron Baisley	-	1	1	-/-	-/-	-	-/-	-	-	-	-
Alex Harren	1	-	1	-/-	-/-	-	-/-	-	-	-	-
John Karkula	1	-	1	-/-	-/-	-	-/-	-	-	-	-
Tyler Smith	1	-	1	-/-	-/-	-	-/-	-	1	-	-
Jayden Leach	1	-	1	-/-	-/-	-	-/-	-	-	-	-
Caleb Thom	-	1	1	-/-	-/-	-	-/-	-	-	-	-
Jack Krza	1	-	1	-/-	-/-	-	-/-	-	-	-	-
Jawahn Cockfield	-	1	1	-/-	-/-	-	-/-	-	-	-	1
Charlie Ryks	-	-	-	-/-	-/-	-	1/-	-	-	-	-



GAME FOUR



10



17

SATURDAY, OCT. 4, 2025
ARDEN HILLS, MINN. | ROYAL STADIUM



GAME 4: BETHEL 17, SAINT JOHN'S 10



Saturday, Oct. 4

Arden Hills, Minn. | Royal Stadium | Attendance: 4,326

	1st	2nd	3rd	4th	Final
Saint John's (3-1, 2-1 MIAC)	0	10	0	0	10
Bethel (4-0, 3-0 MIAC)	3	7	0	7	17

SCORING SUMMARY

QTR	TIME	TEAM		DRIVE	SJU	BU
1st	05:58	BU	Bengston,Zach 24 yd field goal	18 plays, 69 yards, TOP 7:12	0	3
2nd	06:47	SJU	Caden Wheeler 1 yd run (Matt Hansen kick)	5 plays, 33 yards, TOP 2:20	7	3
2nd	02:38	BU	Terry,Tyler 26 yd pass from Drews,Cooper (Bengston,Zach kick)	11 plays, 75 yards, TOP 4:09	7	10
2nd	00:00	SJU	Matt Hansen 28 yd field goal	10 plays, 64 yards, TOP 2:38	10	10
4th	06:20	BU	Manns,Taye 23 yd run (Bengston,Zach kick)	6 plays, 80 yards, TOP 2:13	10	17

TEAM STATISTICS

	SJU	BU
FIRST DOWNS	18	24
Rushing	2	17
Passing	15	4
Penalty	1	3
NET YARDS RUSHING	82	182
Rushing Attempts	25	46
Average Per Rush	3.3	4.0
Rushing Touchdowns	1	1
Yards Gained Rushing	88	203
Yards Lost Rushing	6	21
NET YARDS PASSING	238	174
Completions-Attempts-Int	26-36-1	17-22-0
Average Per Attempt	6.6	7.9
Average Per Completion	9.2	10.2
Passing Touchdowns	0	1
TOTAL OFFENSE YARDS	320	356
Total offense plays	61	68
Average Gain Per Play	5.2	5.2
Fumbles: Number-Lost	0-0	0-0
Penalties: Number-Yards	5-70	4-18
PUNTS-YARDS	2-88	3-94
Average Yards Per Punt	44.0	31.3
Net Yards Per Punt	44.0	28.3
Inside 20	2	0
50+ Yards	1	0
Touchbacks	0	0
Fair catch	0	1
KICKOFFS-YARDS	2-130	4-245
Average Yards Per Kickoff	65.0	61.2
Net Yards Per Kickoff	40.0	36.2
Touchbacks	2	4
Fair Catch Yards	0	0
Punt returns: Number-Yards-TD	1-9-0	0-0-0
Average Per Return	9.0	0.0
Kickoff returns: Number-Yds-TD	0-0-0	0-0-0
Average Per Return	0.0	0.0
Interceptions: Number-Yds-TD	0-0-0	1-0-0
Fumble Returns: Number-Yds-TD	0-0-0	0-0-0
Miscellaneous Yards	0	0
Possession Time	30:48	29:12
1st Quarter	7:48	7:12
2nd Quarter	7:49	7:11
3rd Quarter	6:50	8:10
4th Quarter	8:21	6:39
Third-Down Conversions	4 of 11	9 of 16
Fourth-Down Conversions	1 of 3	0 of 1
Red-Zone Scores-Chances	2-5	1-2
Touchdowns	1-5	0-2
Field goals	1-5	1-2
Sacks By: Number-Yards	4-17	0-0
PAT Kicks	1-1	2-2
Field Goals	1-2	1-1
Points off turnovers	0	3

PASSING STATS

	CMP-ATT-INT	YDS	TD	LONG	SACK
Trey Feeney	19-23-1	181	0	32	0
Zander Dittbenner	7-13-0	57	0	19	0
TOTALS	26-36-1	238	0	32	0

RUSHING STATS

	NO.	GAIN	LOSS	NET	TD	LONG	AVG.
Caden Wheeler	14	50	6	44	1	26	3.1
Corey Bohmert	5	18	0	18	0	5	3.6
Zander Dittbenner	5	17	0	17	0	8	3.4
Trey Feeney	1	3	0	3	0	3	3.0
TOTALS	25	88	6	82	1	26	3.3

RECEIVING STATS

	NO.	YDS	TD	LONG
Dylan Wheeler	8	113	0	32
Riley Schwellenbach	5	45	0	21
Carson Hegerle	5	28	0	11
Joey Gendreau	4	35	0	10
Owen Amrhein	2	14	0	7
Andrew Harren	1	6	0	6
Caden Wheeler	1	-3	0	0
TOTALS	26	238	0	32

DEFENSE STATS

	SOLO	AST	TOT	TFL/YDS	SK/YDS	FF	FR/YDS	INT	BR	BLK	QBH
Aiden McMahon	11	6	17	-/-	-/-	-	-/-	-	-	-	-
Peyton Goettlicher	6	4	10	2.0/6	1.0/5	-	-/-	-	-	-	-
Will Peroutka	7	1	8	1.0/3	-/-	-	-/-	-	-	-	-
Landon Danner	4	4	8	1.0/4	1.0/4	-	-/-	-	-	-	-
Zach Frank	2	3	5	1.0/3	1.0/3	-	-/-	-	-	-	-
Jack St. Fleur	3	1	4	-/-	-/-	-	-/-	-	-	-	-
Chandler Obering	1	3	4	-/-	-/-	-	-/-	-	-	-	-
Mark Rogalski	2	1	3	-/-	-/-	-	-/-	-	-	-	-
Blake Simonson	2	1	3	-/-	-/-	-	-/-	-	-	-	-
Landon Gallagher	2	1	3	-/-	-/-	-	-/-	-	-	-	-
Westin Hoyt	2	-	2	-/-	-/-	-	-/-	-	-	-	-
Charlie King	2	-	2	1.0/5	1.0/5	-	-/-	-	-	-	-
Jawahn Cockfield	-	2	2	-/-	-/-	-	-/-	-	-	-	-
Grady Minnerath	-	1	1	-/-	-/-	-	-/-	-	-	-	-

GAME FIVE



70



0

SATURDAY, OCT. 11, 2025
COLLEGEVILLE, MINN. | CLEMENS STADIUM





GAME 5: SAINT JOHN'S 70, MACALESTER 0

Saturday, Oct. 11

Collegeville, Minn. | Clemens Stadium | Attendance: 6,142



	1st	2nd	3rd	4th	Final
Macalester (2-3, 1-3 MIAC)	0	0	0	0	0
Saint John's (4-1, 3-1 MIAC)	21	35	7	7	70

SCORING SUMMARY

QTR	TIME	TEAM		DRIVE	SJU	BU
1st	13:07	SJU	Joey Gendreau 21 yd pass from Z. Dittbenner (Matt Hansen kick)	2 plays, 38 yards, TOP 0:41	0	7
1st	08:01	SJU	Dylan Kirchner 1 yd run (Matt Hansen kick)	6 plays, 53 yards, TOP 2:42	0	14
1st	02:35	SJU	Wyatt McCabe 7 yd run (Matt Hansen kick)	9 plays, 65 yards, TOP 3:43	0	21
2nd	14:55	SJU	Logan Eisele 6 yd pass from Trey Feeney (Matt Hansen kick)	2 plays, 40 yards, TOP 0:47	0	28
2nd	11:38	SJU	Joey Gendreau 62 yd pass from Z. Dittbenner (Matt Hansen kick)	2 plays, 73 yards, TOP 0:42	0	35
2nd	06:56	SJU	Dylan Wheeler 16 yd pass from Trey Feeney (Matt Hansen kick)	4 plays, 94 yards, TOP 2:04	0	42
2nd	03:51	SJU	Joey Gendreau 7 yd pass from Z. Dittbenner (Matt Hansen kick)	2 plays, 29 yards, TOP 0:44	0	49
2nd	00:50	SJU	Joey Gendreau 4 yd pass from Trey Feeney (Matt Hansen kick)	4 plays, 64 yards, TOP 0:54	0	56
3rd	10:23	SJU	Hudson Poole 21 yd interception (Matt Hansen kick)		0	63
4th	09:28	SJU	Maverick Harper 64 yd run (Henry Sievers kick)	4 plays, 88 yards, TOP 2:21	0	70

TEAM STATISTICS

	MAC	SJU
FIRST DOWNS	12	24
Rushing	7	7
Passing	4	17
Penalty	1	0
NET YARDS RUSHING	99	150
Rushing Attempts	41	20
Average Per Rush	2.4	7.5
Rushing Touchdowns	0	3
Yards Gained Rushing	146	168
Yards Lost Rushing	47	18
NET YARDS PASSING	76	480
Completions-Attempts-Int	7-21-1	25-30-0
Average Per Attempt	3.6	16.0
Average Per Completion	10.9	19.2
Passing Touchdowns	0	6
TOTAL OFFENSE YARDS	175	630
Total offense plays	62	50
Average Gain Per Play	2.8	12.6
Fumbles: Number-Lost	2-1	1-0
Penalties: Number-Yards	0-0	3-25
PUNTS-YARDS	8-251	1-37
Average Yards Per Punt	31.4	37.0
Net Yards Per Punt	29.2	37.0
Inside 20	1	1
50+ Yards	1	0
Touchbacks	0	0
Fair catch	2	0
KICKOFFS-YARDS	1-56	11-633
Average Yards Per Kickoff	56.0	57.5
Net Yards Per Kickoff	36.0	45.9
Touchbacks	0	3
Fair Catch Yards	0	17
Punt returns: Number-Yards-TD	0-0-0	3-17-0
Average Per Return	0.0	5.7
Kickoff returns: Number-Yds-TD	4-53-0	1-20-0
Average Per Return	13.2	20.0
Interceptions: Number-Yds-TD	0-0-0	1-21-1
Fumble Returns: Number-Yds-TD	0-0-0	0-0-0
Miscellaneous Yards	0	0
Possession Time	35:54	24:06
1st Quarter	7:12	7:48
2nd Quarter	10:31	4:29
3rd Quarter	7:14	7:46
4th Quarter	10:57	4:03
Third-Down Conversions	3 of 15	4 of 7
Fourth-Down Conversions	1 of 4	0 of 1
Red-Zone Scores-Chances	0-2	6-6
Touchdowns	0-2	6-6
Field goals	0-2	0-6
Sacks By: Number-Yards	1-12	4-36
PAT Kicks	0-0	10-10
Field Goals	0-0	0-0
Points off turnovers	0	14

PASSING STATS

	CMP-ATT-INT	YDS	TD	LONG	SACK
Trey Feeney	13-14-0	250	3	34	0
Zander Dittbenner	8-10-0	168	3	62	1
Lucas Jansky	2-3-0	35	0	23	0
Reece Dawson	2-2-0	27	0	22	0
TEAM	0-1-0	0	0	0	0
TOTALS	25-30-0	480	6	62	1

RUSHING STATS

	NO.	GAIN	LOSS	NET	TD	LONG	AVG.
Maverick Harper	1	64	0	64	1	64	64.0
Wyatt McCabe	5	62	0	62	1	22	12.4
Lucas Jansky	1	15	0	15	0	15	15.0
Dylan Kirchner	3	12	0	12	1	8	4.0
Takhi Vaughn	3	10	0	10	0	6	3.3
Tyler Hoheisel	2	3	0	3	0	3	1.5
TEAM	3	0	3	-3	0	0	-1.0
Logan Eisele	1	0	3	-3	0	0	-3.0
Zander Dittbenner	1	0	12	-12	0	0	-12.0
Mikey Oftedahl	0	2	0	2	0	0	0.0
TOTALS	20	168	18	150	3	64	7.5

RECEIVING STATS

	NO.	YDS	TD	LONG
Joey Gendreau	6	115	4	62
Riley Schwellenbach	5	78	0	29
Dylan Wheeler	4	113	1	34
Carson Hegerle	2	53	0	27
Thomas Jacobs	2	31	0	22
Logan Eisele	2	18	1	12
Owen Amrhein	1	38	0	38
Dylan Kirchner	1	23	0	23
Andrew Harren	1	6	0	6
Sam Nolan	1	5	0	5
TOTALS	25	480	6	62

DEFENSE STATS

	SOLO	AST	TOT	TFL/YDS	SK/YDS	FF	FR/YDS	INT	BR	BLK	QBH
Aiden McMahon	1	4	5	-/-	-/-	-	-/-	-	-	-	-
Nolan Dumonceaux	1	4	5	-/-	-/-	-	-/-	-	-	-	-
Evan Wahlm	2	3	5	-/-	-/-	-	-/-	-	-	-	-
Landon Gallagher	2	3	5	2.0/5	-/-	-	-/-	-	-	-	1
Adam Schavey	-	4	4	-/-	-/-	-	-/-	-	-	-	-
Landon Danner	2	2	4	1.0/1	-/-	-	-/-	-	-	-	-
Peyton Goettlicher	3	1	4	-/-	-/-	-	-/-	-	1	-	-
Zach Frank	1	3	4	1.5/11	1.0/11	-	-/-	-	-	-	-
Isaac Potter	1	2	3	1.0/9	1.0/9	-	-/-	-	-	-	-
Melvin Wallace	1	2	3	1.0/6	1.0/6	1	-/-	-	-	-	-
Charlie Ryks	2	1	3	-/-	-/-	-	-/-	-	1	-	-
Tyler Smith	2	1	3	-/-	-/-	-	1/-	-	-	-	-
Riley DeRosier	3	-	3	1.0/2	-/-	-	-/-	-	-	-	-
Cole Engen	1	2	3	-/-	-/-	-	-/-	-	-	-	1
Caden Renslow	2	-	2	-/-	-/-	-	-/-	-	-	-	-
Andrew Lipke	-	2	2	-/-	-/-	-	-/-	-	-	-	-
Hudson Poole	1	1	2	-/-	-/-	-	-/-	1-21	-	-	-
Jayden Leach	1	1	2	-/-	-/-	-	-/-	-	-	-	-
Chandler Obering	1	1	2	0.5/1	-/-	-	-/-	-	-	-	-
Tommy Gilmore	1	1	2	1.0/10	1.0/10	1	-/-	-	-	-	-
Jawahn Cockfield	-	2	2	-/-	-/-	-	-/-	-	-	-	-
Mark Rogalski	-	1	1	-/-	-/-	-	-/-	-	-	-	-
Jack St. Fleur	1	-	1	-/-	-/-	-	-/-	-	-	-	-
Aaron Baisley	-	1	1	-/-	-/-	-	-/-	-	-	-	-
Will Peroutka	-	1	1	-/-	-/-	-	-/-	-	1	-	-
Grady Minnerath	-	1	1	-/-	-/-	-	-/-	-	-	-	-



GAME SIX



41



6

SATURDAY, OCT. 18, 2025
MOORHEAD, MINN. | JAKE CHRISTIANSEN STADIUM



GAME 6: SAINT JOHN'S 41, CONCORDIA 6

Saturday, Oct. 18

Moorhead, Minn. | Jake Christiansen Stadium | Attendance: 3,807



	1st	2nd	3rd	4th	Final
Saint John's (5-1, 4-1 MIAC)	14	6	7	14	41
Concordia (4-3, 3-2 MIAC)	0	0	0	6	6

SCORING SUMMARY

QTR	TIME	TEAM		DRIVE	SJU	CON
1st	08:31	SJU	Carson Hegerle 1 yd pass from Trey Feeney (Matt Hansen kick)	8 plays, 80 yards, TOP 3:44	7	0
1st	00:01	SJU	Caden Wheeler 5 yd run (Matt Hansen kick),	10 plays, 71 yards, TOP 3:52	14	0
2nd	08:10	SJU	Matt Hansen 20 yd field goal	9 plays, 27 yards, TOP 4:35	17	0
2nd	00:00	SJU	Matt Hansen 47 yd field goal	3 plays, 34 yards, TOP 0:16	20	0
3rd	07:44	SJU	Dylan Wheeler 15 yd pass from Trey Feeney (Matt Hansen kick)	8 plays, 80 yards, TOP 3:51	27	0
4th	14:13	CON	Sanchez,Alejandro 20 yd pass from Selzler,Jersey (Druley,Mitchell kick failed)	7 plays, 50 yards, TOP 3:40	27	6
4th	10:23	SJU	Zach Frank 2 yd pass from Trey Feeney (Matt Hansen kick)	7 plays, 75 yards, TOP 3:50	34	6
4th	05:54	SJU	Dylan Wheeler 8 yd pass from Trey Feeney (Matt Hansen kick)	7 plays, 40 yards, TOP 4:03	41	6

TEAM STATISTICS

	SJU	CON
FIRST DOWNS	25	13
Rushing	5	4
Passing	17	9
Penalty	3	0
NET YARDS RUSHING	61	81
Rushing Attempts	18	31
Average Per Rush	3.4	2.6
Rushing Touchdowns	1	0
Yards Gained Rushing	67	87
Yards Lost Rushing	6	6
NET YARDS PASSING	374	160
Completions-Attempts-Int	34-45-1	15-32-2
Average Per Attempt	8.3	5.0
Average Per Completion	11.0	10.7
Passing Touchdowns	4	1
TOTAL OFFENSE YARDS	435	241
Total offense plays	63	63
Average Gain Per Play	6.9	3.8
Fumbles: Number-Lost	0-0	1-0
Penalties: Number-Yards	7-38	8-83
PUNTS-YARDS	3-112	4-127
Average Yards Per Punt	37.3	31.8
Net Yards Per Punt	29.0	24.5
Inside 20	0	1
50+ Yards	0	1
Touchbacks	0	1
Fair catch	0	0
KICKOFFS-YARDS	7-356	2-130
Average Yards Per Kickoff	50.9	65.0
Net Yards Per Kickoff	28.9	40.0
Touchbacks	2	2
Fair Catch Yards	24	0
Punt returns: Number-Yards-TD	1-9-0	1-25-0
Average Per Return	9.0	25.0
Kickoff returns: Number-Yds-TD	0-0-0	4-104-0
Average Per Return	0.0	26.0
Interceptions: Number-Yds-TD	2-0-0	1-0-0
Fumble Returns: Number-Yds-TD	0-0-0	0-0-0
Miscellaneous Yards	0	0
Possession Time	29:22	30:37
1st Quarter	8:16	6:43
2nd Quarter	5:24	9:36
3rd Quarter	5:52	9:08
4th Quarter	9:50	5:10
Third-Down Conversions	6 of 11	8 of 18
Fourth-Down Conversions	1 of 1	2 of 5
Red-Zone Scores-Chances	6-6	1-2
Touchdowns	5-6	1-2
Field goals	1-6	0-2
Sacks By: Number-Yards	1-1	0-0
PAT Kicks	5-5	0-1
Field Goals	2-2	0-0
Points off turnovers	10	0

PASSING STATS

	CMP-ATT-INT	YDS	TD	LONG	SACK
Trey Feeney	34-45-1	374	4	46	0
TOTALS	34-45-1	374	4	46	0

RUSHING STATS

	NO.	GAIN	LOSS	NET	TD	LONG	AVG.
Caden Wheeler	11	55	0	55	1	8	5.0
Trey Feeney	2	3	0	3	0	2	1.5
Wyatt McCabe	5	9	6	3	0	4	0.6
TOTALS	18	67	6	61	1	8	3.4

RECEIVING STATS

	NO.	YDS	TD	LONG
Dylan Wheeler	12	99	2	15
Carson Hegerle	5	86	1	46
Owen Amrhein	5	47	0	13
Riley Schwellenbach	4	76	0	46
Joey Gendreau	4	43	0	21
Caden Wheeler	2	19	0	10
Zach Frank	1	2	1	2
Thomas Jacobs	1	2	0	2
TOTALS	34	374	4	46

DEFENSE STATS

	SOLO	AST	TOT	TFL/YDS	SK/YDS	FF	FR/YDS	INT	BR	BLK	QBH
Aiden McMahon	4	3	7	1.5/2	-/-	-	-/-	1-0	1	-	-
Peyton Goettlicher	6	1	7	-/-	-/-	1	-/-	-	1	-	-
Westin Hoyt	6	-	6	-/-	-/-	-	-/-	-	-	-	-
Landon Danner	4	1	5	1.0/1	-/-	-	-/-	-	-	-	1
Landon Gallagher	1	3	4	0.5/-	-/-	-	-/-	-	-	-	1
Zach Frank	1	3	4	0.5/1	-/-	-	-/-	-	-	-	1
Mark Rogalski	3	-	3	-/-	-/-	-	-/-	1-0	-	-	-
Vincent Pyne	3	-	3	-/-	-/-	-	-/-	-	-	-	-
Adam Schavey	1	1	2	0.5/1	-/-	-	-/-	-	-	-	-
Jack St. Fleur	2	-	2	-/-	-/-	-	-/-	-	-	-	-
Chandler Obering	1	1	2	-/-	-/-	-	-/-	-	-	-	-
Tommy Gilmore	1	-	1	1.0/1	1.0/1	-	-/-	-	-	-	-
Blake Simonson	1	-	1	-/-	-/-	-	-/-	-	-	-	-
Nolan Dumonceaux	1	-	1	-/-	-/-	-	-/-	-	-	-	-
Will Peroutka	-	1	1	-/-	-/-	-	-/-	-	-	-	-
Matt Hansen	1	-	1	-/-	-/-	-	-/-	-	-	-	-
Charlie King	1	-	1	-/-	-/-	-	-/-	-	-	1	1
Hudson Poole	1	-	1	-/-	-/-	-	-/-	-	-	-	-
Grady Minnerath	1	-	1	-/-	-/-	-	-/-	-	-	-	-



GAME SEVEN



49



10

SATURDAY, OCT. 25, 2025
COLLEGEVILLE, MINN. | CLEMENS STADIUM



GAME 7: SAINT JOHN'S 49, CARLETON 10

Saturday, Oct. 25 | Family Weekend
Collegeville, Minn. | Clemens Stadium | Attendance: 8,694



	1st	2nd	3rd	4th	Final
Carleton (5-2, 5-1 MIAC)	0	0	3	7	10
Saint John's (6-1, 5-1 MIAC)	14	14	7	14	49

SCORING SUMMARY

QTR	TIME	TEAM		DRIVE	CAR	SJU
1st	08:42	SJU	Dylan Wheeler 4 yd pass from Trey Feeney (Matt Hansen kick)	9 plays, 64 yards, TOP 4:10	0	7
1st	01:39	SJU	Dylan Wheeler 26 yd pass from Trey Feeney (Matt Hansen kick)	8 plays, 97 yards, TOP 3:52	0	14
2nd	08:59	SJU	Riley Schwellenbach 5 yd pass from Trey Feeney (Matt Hansen kick)	7 plays, 82 yards, TOP 4:25	0	21
2nd	00:48	SJU	Carson Hegerle 3 yd pass from Trey Feeney (Matt Hansen kick)	8 plays, 90 yards, TOP 2:11	0	28
3rd	07:27	CAR	Marcus Merkelbach 38 yd field goal	9 plays, 20 yards, TOP 5:03	3	28
3rd	03:11	SJU	Owen Amrhein 46 yd pass from Trey Feeney (Matt Hansen kick)	7 plays, 80 yards, TOP 4:08	3	35
4th	11:52	SJU	Dylan Wheeler 3 yd pass from Trey Feeney (Matt Hansen kick)	4 plays, 26 yards, TOP 1:52	3	42
4th	09:59	SJU	Carson Hegerle 57 yd punt return (Matt Hansen kick)		3	49
4th	04:58	CAR	Rye Storrs 4 yd pass from Curtis,Jack (Marcus Merkelbach kick)	12 plays, 75 yards, TOP 5:01	10	49

TEAM STATISTICS

	CAR	SJU
FIRST DOWNS	12	25
Rushing	0	4
Passing	11	20
Penalty	1	1
NET YARDS RUSHING	-7	120
Rushing Attempts	16	19
Average Per Rush	-0.4	6.3
Rushing Touchdowns	0	0
Yards Gained Rushing	38	120
Yards Lost Rushing	45	0
NET YARDS PASSING	194	444
Completions-Attempts-Int	29-36-1	36-44-1
Average Per Attempt	5.4	10.1
Average Per Completion	6.7	12.3
Passing Touchdowns	1	6
TOTAL OFFENSE YARDS	187	564
Total offense plays	52	63
Average Gain Per Play	3.6	9.0
Fumbles: Number-Lost	3-1	0-0
Penalties: Number-Yards	7-48	8-74
PUNTS-YARDS	5-221	1-38
Average Yards Per Punt	44.2	38.0
Net Yards Per Punt	30.8	38.0
Inside 20	3	0
50+ Yards	1	0
Touchbacks	0	0
Fair catch	0	0
KICKOFFS-YARDS	3-181	8-396
Average Yards Per Kickoff	60.3	49.5
Net Yards Per Kickoff	39.7	42.9
Touchbacks	0	1
Fair Catch Yards	0	69
Punt returns: Number-Yards-TD	1-0-0	4-67-1
Average Per Return	0.0	16.8
Kickoff returns: Number-Yds-TD	2-28-0	3-62-0
Average Per Return	14.0	20.7
Interceptions: Number-Yds-TD	1-22-0	1-0-0
Fumble Returns: Number-Yds-TD	0-0-0	1-0-0
Miscellaneous Yards	0	0
Possession Time	29:31	30:29
1st Quarter	6:58	8:02
2nd Quarter	8:24	6:36
3rd Quarter	7:15	7:45
4th Quarter	6:54	8:06
Third-Down Conversions	4 of 12	8 of 10
Fourth-Down Conversions	2 of 2	0 of 0
Red-Zone Scores-Chances	2-2	4-4
Touchdowns	1-2	4-4
Field goals	1-2	0-4
Sacks By: Number-Yards	0-0	5-37
PAT Kicks	1-1	7-7
Field Goals	1-1	0-0
Points off turnovers	3	14

PASSING STATS

	CMP-ATT-INT	YDS	TD	LONG	SACK
Trey Feeney	33-41-1	409	6	46	0
Zander Dittbenner	3-3-0	35	0	21	0
TOTALS	36-44-1	444	6	46	0

RUSHING STATS

	NO.	GAIN	LOSS	NET	TD	LONG	AVG.
Caden Wheeler	10	76	0	76	0	16	7.6
Maverick Harper	3	25	0	25	0	15	8.3
Wyatt McCabe	3	11	0	11	0	7	3.7
Zander Dittbenner	2	6	0	6	0	6	3.0
Dylan Kirchner	1	2	0	2	0	2	2.0
TOTALS	19	120	0	120	0	16	6.3

RECEIVING STATS

	NO.	YDS	TD	LONG
Riley Schwellenbach	8	126	1	40
Dylan Wheeler	10	111	3	26
Carson Hegerle	7	70	1	23
Joey Gendreau	6	66	0	17
Owen Amrhein	3	56	1	46
Caden Wheeler	1	14	0	14
Andrew Harren	1	1	0	1
TOTALS	36	444	6	46

DEFENSE STATS

	SOLO	AST	TOT	TFL/YDS	SK/YDS	FF	FR/YDS	INT	BR	BLK	QBH
Aiden McMahon	2	10	12	0.5/4	0.5/4	-	-/-	-	-	-	-
Jack St. Fleur	2	3	5	-/-	-/-	-	-/-	-	1	-	-
Westin Hoyt	4	1	5	-/-	-/-	-	-/-	-	-	-	-
Landon Danner	2	2	4	1.0/3	1.0/3	-	-/-	-	-	-	-
Will Peroutka	1	3	4	-/-	-/-	-	-/-	1-0	-	-	-
Landon Gallagher	2	1	3	1.5/10	1.5/10	-	-/-	-	-	-	-
Tommy Gilmore	2	1	3	1.0/3	-/-	-	-/-	-	-	-	1
Peyton Goettlicher	1	2	3	-/-	-/-	-	-/-	-	-	-	1
Zach Frank	2	-	2	2.0/20	2.0/20	1	-/-	-	-	-	1
Vincent Pyne	-	2	2	-/-	-/-	-	-/-	-	-	-	-
Adam Schavey	1	1	2	-/-	-/-	-	-/-	-	-	-	-
Evan Wahlin	1	1	2	-/-	-/-	-	1/-	-	-	-	-
Melvin Wallace	1	1	2	-/-	-/-	1	-/-	-	-	-	-
Charlie King	2	-	2	-/-	-/-	-	-/-	-	-	-	-
Tyler Smith	2	-	2	-/-	-/-	-	-/-	-	1	-	-
Mark Rogalski	-	1	1	-/-	-/-	-	-/-	-	-	-	-
Blake Simonson	1	-	1	-/-	-/-	-	-/-	-	-	-	-
Riley Schwellenbach	1	-	1	-/-	-/-	-	-/-	-	-	-	-
Hudson Poole	1	-	1	-/-	-/-	-	-/-	-	-	-	-
Charlie Ryks	-	1	1	-/-	-/-	-	-/-	-	-	-	-
Grady Minnerath	-	1	1	-/-	-/-	-	-/-	-	-	-	-
Chandler Obering	-	1	1	-/-	-/-	-	-/-	-	-	-	-
Jawahn Cockfield	1	-	1	-/-	-/-	-	-/-	-	-	-	-