

JOHNNIE FOOTBALL

OFFICIAL 2024 SAINT JOHN'S UNIVERSITY FOOTBALL GAME INFORMATION

4-Time National Champions • 1963, 1965, 1976, 2003

37 MIAC Titles • 33 Postseason Appearances

No. 3/4 SAINT JOHN'S UNIVERSITY (11-0 OVERALL, 8-0 MIAC)

vs. No. 6 SUSQUEHANNA UNIVERSITY (10-1 OVERALL, 6-0 LANDMARK)

NCAA Third Round | Saturday, December 7, 2024; Noon | Clemens Stadium (cap. 8,500); Collegeville, Minn.



Nickname: River Hawks
Location: Selinsgrove, Pa.
Founded: 1858
Enrollment: 2,185
School Colors: Orange and Maroon
Conference: Landmark Conference
Chancellor: Dr. Jonathan D. Green
Athletic Director: Sharief Hashim
Home Field (Capacity): Arthur Stadium (3,500)
Head Coach: Tom Perkovich
Susquehanna Record: 71-21 (10th Season)
Overall Record: 71-21 (10th Season)
Record vs. Saint John's: 0-0

Nickname: Johnnies
Location: Collegeville, Minn.
Founded: 1857
Enrollment: 1,528
School Colors: Cardinal and Blue
Conference: Minnesota Intercollegiate Athletic (MIAC)
President: Dr. Brian Bruess
Athletic Director: Bob Alpers '82
Home Field (Capacity): Clemens Stadium (8,500)
Head Coach: Gary Fasching '81
SJU Record: 110-19 (12th season)
Overall Record: 110-19 (12th season)
Record vs. Susquehanna: 0-0

SATURDAY'S THIRD-ROUND GAME

Sophomore running back **Corey Bohmert** carried the ball 10 times for a team-best 69 yards and added four catches for 88 yards - including a 69-yard touchdown reception with 4:17 to play - to help lead Saint John's to a 24-13 win over UW-La Crosse last Saturday (Nov. 30) in the second round of the NCAA Division III playoffs. Senior quarterback **Aaron Syverson** finished 27 of 39 passing for 357 yards and three touchdowns, while senior wideout **Marselio Mendez** caught a career-high 11 passes for 135 yards and a score. Susquehanna had a pair of 21-point leads, 28-7 at halftime and 42-21 halfway through the fourth quarter, and held on for a 42-35 win over Hobart (N.Y.) last weekend. Hobart outgained the home team 438-377 but went 3-for-8 on third down to the River Hawks' 12-for-15 showing. Quarterback Josh Ehrlich passed for 187 yards and three touchdowns, while running back Rahshan La Mons rushed for 121 yards and a touchdown on 29 carries.

THE JOHNNIE RADIO NETWORK

Saturday's game can be heard live on WBHR-660 AM and 95.7 FM across central Minnesota, and KDIZ-1570 AM in the Twin Cities. Mark Lewandowski, Bryan Backes and Mike Carr will call all the action, beginning with Johnnies Magazine at 10 a.m. and the pre-game show at 10:30 a.m. The game will also be broadcast on the SJU football website via 660wbhr.com. This is the 27th season SJU football can be heard worldwide over the internet.



-Football Weekly at 7 p.m. Thursday, Dec. 5: sophomore running back **Will Blakey** (St. Paul, Minn./Central) and defensive backs coach **Max Jackson** '19.

-Johnnies Magazine at 10 a.m. Saturday, Dec. 7: SJU facility and game day operations coordinator **Peyton Bigaouette** and senior wrestler **Logan Thorsten** (Foley, Minn.).

DOWNLOAD THE GO JOHNNIES APP

In August 2021, the Saint John's athletic department launched the Go Johnnies App, which is compatible with both iOS and Android devices. To download the app, visit the Apple App Store or Google Play, or search "Go Johnnies" in your device's app store. The app provides Johnnie fans easy access to features that include customizable push notifications for each of SJU's 11 varsity sports; the ability to purchase digital tickets for home SJU football and basketball games; access to the Go Johnnies Network's live video streams, live stats and WBHR-660 AM The Bear's radio broadcasts; and official rosters, stats and schedules. The Go Johnnies App is presented by Kensington Bank and is a collaboration between SJU's athletic media relations and sports marketing departments, and From Now On, a fan-engagement software and analytics company (FanX).

MEDIA CONTACTS

• Saint John's - Ryan Klinkner, Athletic Media Relations Director
320-363-3127, rklinkner@csbsju.edu
Website: gojohnnies.com | Twitter: @SJUJohnnies | Instagram: @johnnieathletics

• Susquehanna - Dan Graham, Director of Athletic Communications
570-372-4432, grahamd@susqu.edu
Website: suriverhawks.com | Twitter: @GOSusqu | Instagram: @gosusqu

2024 STATISTICAL COMPARISONS

Susquehanna <small>(NCAA/Landmark)</small>		Saint John's <small>(NCAA/MIAC)</small>
47.9 (10th/1st)	Scoring Offense	44.0 (16th/2nd)
20.6 (72nd/1st)	Scoring Defense	13.0 (16th/1st)
523.3 (4th/1st)	Total Offense	506.0 (8th/1st)
342.8 (117th/2nd)	Total Defense	265.6 (29th/2nd)
31:21	Avg. Time of Possession	33:05

PASSING		
273.0 (36th/2nd)	Passing Offense	372.5 (2nd/1st)
237.5 (189th/3rd)	Passing Defense	202.9 (120th/2nd)
34	Passing TD's	47
19	Passing TD's Allowed	15
182.9 (7th/1st)	Pass Efficiency	187.0 (6th/1st)
119.3 (68th/2nd)	Pass-Efficiency Defense	115.8 (49th/2nd)

RUSHING		
250.3 (7th/1st)	Rushing Offense	133.5 (134th/4th)
105.4 (60th/1st)	Rushing Defense	62.7 (12th/2nd)
35	Rushing TD's	18
11	Rushing TD's Allowed	4

DEFENSE		
33	Sacks (Total)	44
71	Tackles For Loss (Total)	75

SPECIAL TEAMS		
24 (38.7)	Punts (Avg.)	25 (38.3)
26 (20.8)	Kick Returns (Avg.)	22 (18.2)
17 (24.2)	Punt Returns (Avg.)	22 (9.7)
41.5	Kickoff Coverage (Net Avg.)	39.6

TURNOVERS		
+3 (17/14)	Turnover Margin	+10 (23/13)
13	Interceptions	15
6	Interceptions Thrown	6
4	Fumbles Gained (Defensive)	8
8	Fumbles Lost	7

MISCELLANEOUS		
76.3% (45-59)	Red-Zone Offense	86.4% (51-59)
80.6% (25-31)	Red-Zone Defense	53.8 (14-26)
56.9% (78-137)	3rd-Down Offense	50.8% (62-122)
33.8% (50-148)	3rd-Down Defense	32.4% (48-148)
1,761 (7 games)	Avg. Home Attendance	8,427 (7 games)

2024 RESULTS/SCHEDULES

Saint John's (11-0, 8-0 MIAC)

Sept. 7	CARTHAGE, Wis.	W, 49-0
Sept. 14	WARTBURG, Iowa	W, 35-13
Sept. 28	at Bethel*	W, 45-20
Oct. 5	AUGSBURG* (Homecoming)	W, 45-20
Oct. 12	at Concordia*	W, 38-31
Oct. 19	at Carleton*^	W, 48-7
Oct. 26	GUSTAVUS ADOLPHUS*^	W, 34-0
Nov. 2	at St. Scholastica*^	W, 70-0
Nov. 9	ST. OLAF*^	W, 55-6
Nov. 16	BETHEL* (MIAC Championship)	W, 41-33
Nov. 30	UW-LA CROSSE (NCAA Second Round)	W, 24-13
Dec. 7	SUSQUEHANNA (NCAA Third Round)	12 p.m.

*denotes an MIAC game, ^denotes a Northwoods Division game

Susquehanna (10-1, 6-0 Landmark)

Sept. 6	BRIDGEWATER, Va.	W, 41-7
Sept. 14	BROCKPORT STATE, N.Y.	W, 27-21
Sept. 21	CORTLAND STATE, N.Y.	L, 38-40
Sept. 28	at Western New England, Mass.	W, 34-21
Oct. 5	at Catholic, D.C.*	W, 48-14
Oct. 12	KEYSTONE, Pa.*	W, 79-6
Oct. 19	JUNIATA, Pa.*	W, 66-21
Oct. 26	at Wilkes, Pa.*	W, 48-21
Nov. 2	MORAVIAN, Pa.*	W, 49-34
Nov. 16	at Lycoming, Pa.*	W, 55-7
Nov. 30	HOBART, N.Y. (NCAA Second Round)	W, 42-35
Dec. 7	at Saint John's (NCAA Third Round)	12 p.m.

*denotes a Landmark Conference game

Saint John's Football History

*thru Nov. 23

First Season	1900 (113th season)
All-Time Record	692-257-24 (.724)
All-Time MIAC Record	502-181-22 (.728)
All-Time Home Record	369-101-13 (.777)
All-Time Postseason Record	50-27 (.649)
NCAA Postseason Record	45-26 (.634)
All-Americans	151
Academic All-Americans	35
All-MIAC First-Team Selections	478

4 National Championships

1963 (NAIA), 1965 (NAIA), 1976, 2003

37 MIAC Championships

1932, 1935, 1936, 1938, 1953, 1962, 1963, 1965, 1971, 1974, 1975, 1976, 1977, 1979, 1982, 1985, 1989, 1991, 1993, 1994, 1995, 1996, 1998, 1999, 2001, 2002, 2003, 2005, 2006, 2008, 2009, 2014, 2018, 2019, 2021, 2022, 2024

33 Postseason Appearances

1963, 1965, 1969, 1976, 1977, 1982, 1985, 1987, 1989, 1991, 1993, 1994, 1996, 1998, 1999, 2000, 2001, 2002, 2003, 2005, 2006, 2007, 2008, 2009, 2014, 2015, 2016, 2017, 2018, 2019, 2021, 2022, 2024

29 NCAA Division III Playoff Appearances

1976, 1977, 1985, 1987, 1989, 1991, 1993, 1994, 1996, 1998, 1999, 2000, 2001, 2002, 2003, 2005, 2006, 2007, 2008, 2009, 2014, 2015, 2016, 2017, 2018, 2019, 2021, 2022, 2024

10 Undefeated Seasons

1901, 1905, 1932, 1935, 1944, 1962, 1963, 1965, 1976, 2003

26 Seasons of 10+ Wins

1963, 1965, 1976, 1989, 1991, 1993, 1994, 1996, 1998, 1999, 2000, 2001, 2002, 2003, 2005, 2006, 2007, 2009, 2014, 2015, 2016, 2018, 2019, 2021, 2022, 2024

20 Seasons of Leading Division III Attendance (Game Avg.)

1988, 1993, 1995, 1996, 1998, 2001, 2002, 2003, 2004, 2005, 2006, 2007, 2008, 2009, 2010, 2012, 2013, 2014, 2015, 2016

CLEMENS STADIUM

Surface	SprinTurf (Artificial Grass)
Capacity	8,500
Opening Date	Saint John's Field (1908) Clemens Stadium (1997)
Last Turf Renovation	2022, 2012 Installed in 2002
All-Time Record	363-97-13 (.781)

Largest Crowds

Date	Opponent	Att.	Result
Sept. 26, 2015	St. Thomas	17,327	L, 14-35
Oct. 13, 2018	St. Thomas	16,922	W, 40-20
Sept. 24, 2016	St. Thomas	16,514	L, 21-33
Oct. 2, 2010	St. Thomas	16,421	L, 26-27 (OT)
Sept. 15, 2012	St. Thomas	14,286	L, 21-43
Oct. 22, 2022	Gustavus	13,161	W, 41-27
Nov. 8, 2003	Bethel	13,107	W, 29-26
Oct. 17, 2009	St. Thomas	12,903	W, 20-17 (OT)
Sept. 3, 2022	UW-Whitewater	12,462	W, 24-10
Oct. 6, 2007	St. Olaf	12,339	W, 30-29

SYVERSON IN THE RECORD BOOKS



Senior quarterback **Aaron Syverson** (left, Minnetonka, Minn.) finished 27 of 39 passing for 357 yards and three touchdowns in last Saturday's playoff win. The 39 pass attempts enabled him to break the program record of 1,368 owned by **Alex Kofoed** '07 with 1,372. Syverson already owns the school and MIAC records for pass completions (946), passing yards (12,422) and touchdown passes (142), as well as the SJU marks for completion percentage (.690), passing yards per game (310.5), total offense (12,498 yards) and 300-yard passing games (19). He is third in SJU history in both passing efficiency (174.9) and quarterback wins as a starter (36-4 record). He set SJU single-game records for completions (44), pass attempts (60) and passing yards (498) last Oct. 7 (2023) vs. Concordia and tied a single-game record with seven passing touchdowns three weeks later (Oct. 28, 2023) vs. St. Scholastica.

Syverson has passed for over 300 yards in nine of the Johnnies' 11 games this fall, including three over 400, and for five or more touchdowns five times with seven games of four or more. He completed 76.1 percent (121-for-159) of his passes for 1,462 yards and 14 touchdowns (to two interceptions) in four wins against nationally ranked teams (then-No. 4/now No. 10 Wartburg; then-No. 24/now No. 21 Bethel, twice; and No. 18 UW-La Crosse).

All-Time SJU Quarterback Wins

Rk	Wins	Name (Record)	Seasons
1.	38	Alex Kofoed (38-7)	2004-07
2.	37	Jackson Erdmann (37-7)	2016-19
3.	36	Aaron Syverson (36-4)	2021-current

All-Time SJU Passing Efficiency

Rk	Rating	Name	Seasons
1.	203.4	Willie Seiler	1990-93
2.	179.7	Jackson Erdmann	2016-19
3.	174.9	Aaron Syverson	2021-current

THE MIAC'S BEST

Senior quarterback **Aaron Syverson** concluded his MIAC career Nov. 16 as the conference's record holder (conference games only) for passing yards per game (369.1), 300-yard passing games (7), consecutive 300-yard passing games (6) and 400-yard passing games (3). Syverson broke the MIAC's single-season record with 37 passing touchdowns in 2023. Syverson directed SJU to points on 63.1 percent of his possessions (63.9 percent in MIAC play), totaling 432 points in 273:17 played (4.19 points per possession, 1.6 points per minute).

THAT WAS A COLD DAY

Last Saturday's temperature at kickoff was nine degrees, making it the coldest kickoff in Collegeville since at least 2000. That exceeded the 14-degree temperature at kickoff for a 49-0 victory over Northwestern (Minn.) in the first round of the Division III playoffs on Nov. 19, 2022; the 16-degree temperature at kickoff in a 45-14 victory over Coe (Iowa) in the second round on Nov. 30, 2002; the 17-degree temperature at kickoff in a 38-10 national semifinal victory over Rensselaer (N.Y.) on Dec. 13, 2003; and the 18-degree temperature at kickoff in a 29-26 win over Bethel on Nov. 8, 2003 (former head coach John Gagliardi's record-breaking 409th career victory). The *St. Cloud Times'* account of a 61-0 national semifinal victory over Buena Vista (Iowa) on Nov. 27, 1976, put the game-time temperature at (-2) degrees with a windchill reaching (-19).

NO. 1 SEED

Saint John's improved its National Power Index (NPI) score by 1.935 from the previous week's calculation to 80.849 to vault past Salisbury (Md.) and Hardin-Simmons (Texas) to No. 1 in the final ratings announced Nov. 16. The No. 1 seed is SJU's sixth, third in the last four seasons and 15th in the top two in the 26 NCAA appearances since 1985: 1991 (lost in the semifinals at Dayton, Ohio); 2003 (won the national championship); 2009 (lost to Coe, Iowa in the first round); 2021 (lost to Linfield, Ore. in the second round); and 2022 (lost to Wartburg, Iowa in the second round). Turnovers spelled defeat for SJU in the previous four losses as the No. 1 seed. The Johnnies committed 10 turnovers in a 19-7 loss to the Flyers (which went Division I in 1993) in 1991 and six miscues, two of which occurred in the red zone and were returned for touchdowns, in the 34-27 loss to the Kohawks in 2009. SJU committed three turnovers, which Linfield converted to 17 points, in a 31-28 loss on Nov. 27 (2021) and turned the ball over five times (a fumble and four interceptions) in a 23-20 defeat to Wartburg in 2022.

ANOTHER 10-WIN SEASON

The Johnnies' 41-33 win over Bethel back on Nov. 16 in the MIAC championship game secured the program's 26th 10-win season and eighth in the last 10 seasons. No other MIAC program has half of that total and four schools have yet to achieve the feat (Carleton, Hamline, Macalester and St. Olaf).

10-Win Seasons, Among MIAC Schools

School	No.	Last
Saint John's	26	2024
Bethel	7	2024
Concordia	7	2005
St. Scholastica	2	2014
Augsburg	1	1997
Gustavus	1	1987

NCAA HISTORIES

The postseason appearance is the 33rd (29th at the Division III level) and ninth in the last 10 seasons for Saint John's, which has a 50-27 (.649) all-time postseason record (45-26 in the Division III playoffs), including a 27-7 (.794) record in Collegeville. Susquehanna is making its sixth appearance in the Division III playoffs, and third consecutive, with a 4-5 record. Last weekend's 42-35 win over Hobart (N.Y.) was the River Hawks' first in the NCAA playoffs since 1991, a 31-24 win over rival Lycoming (Pa.) in the quarterfinals. Susquehanna also defeated Dickinson (Pa.) in the first round that same season.

SERIES HISTORY

Saturday's game is the first meeting between Saint John's and Susquehanna, the first for the Johnnies against a program from the Commonwealth of Pennsylvania and the fourth against an opponent that resides east of Ohio: Fairmont State (W.Va.) in the 1965 NAIA semifinals (W, 28-7 on Nov. 27 in Bloomington, Minn.); Towson State (Md.) in the 1976 NCAA national championship (W, 31-28 on Dec. 4 in Phenix City, Ala.); and Rensselaer (N.Y.) in the 2003 NCAA semifinals (W, 38-10 on Dec. 13 in Collegeville).

ALL ABOUT SUSQUEHANNA

Susquehanna (susk-wi-han-uh) is derived from the original Susquehannock settlers of the region and was founded by Benjamin Kurtz, its first president. Having already assisted in the creation of Gettysburg Seminary 90 miles to the south, Kurtz wanted to create another institution to expand the form of American Lutheranism that he advocated. The American Lutherans of the Evangelical Lutheran Church in Selinsgrove, Pa., provided 50 students, pledged \$22,000 and offered the provisional use of its church facilities. The group stipulated, however, that the institute be expanded to a junior college and that a sister college for women also be formed. On September 1, 1858, the Missionary Institute of the Evangelical Lutheran Church and Susquehanna Female College were established and legally recognized 23 days later. It had two departments: the theology department and the classical department. In 1873, the sister college disbanded and the institute became co-educational. The institute officially became known as Susquehanna University, and a four-year liberal arts institution, in 1895. On April 2, 2016, Susquehanna changed its athletics mascot from Crusaders to River Hawks.

SCOUTING THE RIVER HAWKS

Susquehanna won the Landmark Conference with a 6-0 record for the second-consecutive season this fall after going 9-0 to take the Centennial Conference crown in 2022. The River Hawks' lone loss in 2024 was a 40-38 defeat to No. 2 Cortland State (N.Y.) on Sept. 21. Eighteen River Hawks were named to All-Landmark teams, 15 on the first team and three on the second. The offense is led by the Landmark Offensive Player of the Year, junior quarterback Josh Ehrlich. The transfer from Division I Marist has a .708 completion percentage, 2,601 passing yards and 31 passing touchdowns (to four interceptions). Ehrlich is also the team's third-leading rusher with 544 yards and 10 touchdowns on 97 carries. He is joined in the backfield by Landmark Conference Rookie of the Year, freshman running back Rahshan La Mons, who is currently sixth in Division III with 196.7 all-purpose yards per game. He has rushed for 1,272 yards and 15 touchdowns on 174 attempts (7.3 avg.) and has 29 receptions for another 353 and three scores. The defense is led by the Landmark Defensive Player of the Year, senior linebacker Garrett Carter, who has 71 tackles, including nine for a loss and two sacks.

Tom Perkovich is in his 10th season as head coach at Susquehanna. He served as the offensive coordinator at Muhlenberg (Pa.) from 2010-14 after serving as the team's offensive line coach and special teams coordinator the from 2007-09. Perkovich played football and basketball at Division I Canisius (N.Y.) and started his coaching career as the running backs coach at Muhlenberg from 2003-04. He then moved on to two more Division I programs, coaching tight ends at Holy Cross in 2005 and running backs at Colgate in 2006 before returning to Muhlenberg.

AFCA ALL-AMERICANS



Saint John's senior quarterback **Aaron Syverson** and junior wide receiver **Dylan Wheeler** (left, St. Paul, Minn./Mounds View) were named American Football Coaches' Association (AFCA) All-Americans earlier this week on Tuesday (Dec. 3). Wheeler was named to the AFCA All-America first team, while Syverson received second-team honors. SJU has now had 115 football student-athletes earn All-America honors a total of 151 times in the program's 113-season history.

Wheeler ended the regular season second in NCAA Division III in receiving touchdowns (19), eighth in total touchdowns, 10th in receptions per game (7.5) and 16th in receiving yards (1,065). He recorded over 100 receiving yards in seven of his team's 11 games so far this fall and leads SJU in receptions (78), receiving yards (1,093) and receiving touchdowns (20). The 20 receiving touchdowns are second-most in program history, two

behind the record of 22 set by **Blake Elliott** '03 in 2002, while the catches rank sixth and the yards rank are ninth. He was a two-time MIAC Offensive Player of the Week and led the MIAC in scoring, both in touchdowns (16) and total points (96), while finishing fifth in receptions (54) and sixth in receiving yards (821) in eight conference games.

Single-Season SJU Receptions

Rk.	Rec.	Name	Season
1.	120	Blake Elliott	2002
2.	117	Blake Elliott	2003
3.	88	Ravi Alston	2019
4.	84	Josh Bungum	2013
5.	81	Jeremy Forsell	2000
6.	78	Dylan Wheeler	2024

Single-Season SJU Receiving Yards

Rk.	Yds.	Name	Season
1.	1,484	Blake Elliott	2002
2.	1,444	Ravi Alston	2019
3.	1,340	Jeremy Loretz	1994
4.	1,319	Blake Elliott	2003
5.	1,282	Will Gillach	2018
6.	1,197	Chris Palmer	1995
7.	1,151	Nate Kirschner	2000
8.	1,148	Todd Fultz	1989
9.	1,093	Dylan Wheeler	2024

All-Time SJU Receiving Touchdowns

Rk.	TDs	Name	Seasons
1.	63	Blake Elliott	2000-03
2.	41	Adam Herbst	1995-98
3.	36	Chris Palmer	1992-95
4.	32	Kyle Gearman	2004-06
	32	Dave Arnold	1969-72
6.	31	Jeremy Loretz	1991-94
7.	30	Dylan Wheeler	2022-current
	30	Alex Larson	2019-23

All-Time SJU 100-Yard Receiving Games

Rk.	Gms.	Name	Seasons
1.	22	Blake Elliott	2000-03
2.	15	Chris Palmer	1992-95
3.	11	Adam Herbst	1995-98
4.	10	Dylan Wheeler	2022-current

MORE FOR MARSELIO

Senior wide receiver **Marselio Mendez** (right, St. Paul, Minn./Cretin-Derham Hall) finished with a career-high 11 catches for 135 yards and a touchdown in last Saturday's NCAA playoff win over UW-La Crosse. He now has 52 catches for 883 yards and 10 touchdowns in his team's past seven games, including 31 receptions for 556 yards and eight touchdowns over the last four. Mendez boasts 99 receptions for 1,514 yards (15.3 avg.) and 22 touchdowns in 20 career games at SJU. He is currently second on the team in all three receiving categories – catches (67), yards (1,070) and touchdowns (13) – and averages 146.6 all-purpose yards per game, which is good for 14th in NCAA Division III. He leads the Johnnies with 25 catches of 20 yards or more and eight of his 13 touchdowns covered 20+ yards.



TWO WITH 1,000 RECEIVING YARDS

For the third time in program history, SJU now has two receivers with 1,000 yards on the season. In addition to his 20 touchdown receptions, junior **Dylan Wheeler** now boasts 78 catches for 1,093 receiving yards. Senior **Marselio Mendez**, meanwhile, has 67 catches for 1,070 yards and 13 touchdowns. The other two occurrences were in 2019 and 1994.

-2019: Ravi Alston (88 catches for 1,444 yards and 13 touchdowns) and T.J. Hodge (73 catches for 1,068 yards and eight touchdowns), both in 14 games

-1994: Jeremy Loretz (68 catches for 1,340 yards and 18 touchdowns in 13 games) and Chris Palmer (53 catches for 1,051 yards and 12 touchdowns in 12 games)

SJU HEAD COACH **GARY FASCHING**



THE FASCHING FILE

Born	Sept. 30, 1958
Hometown	Winsted, Minn.
High School	Holy Trinity, 1977
Wife	Cindy
Children	daughters, Laura and Megan sons, Jeff, Ryan and Scott
Degrees	Social Science; Saint John's, 1981 Sports Management; St. Cloud State, 2000

DURING FASCHING'S TENURE ON STAFF


All-Americans	77 (74 football, 3 track & field)
Academic All-Americans	26
All-MIAC First-Team Selections	225
MIAC Championships	16
	1996, 1998, 1999, 2001, 2002, 2003, 2005, 2006, 2008, 2009, 2014, 2018, 2019, 2021, 2022, 2024
Postseason Appearances	21
	1996, 1998, 1999, 2000, 2001, 2002, 2003, 2005, 2006, 2007, 2008, 2009, 2014, 2015, 2016, 2017, 2018, 2019, 2021, 2022, 2024

ASSISTANTS/SUPPORT STAFF

Defensive Coordinator/Defensive Backs	Brandon Novak
Alma Mater, Year (Season)	Saint John's, 2001 (25th)
Offensive Coordinator/Receivers	Kole Heckendorf
Alma Mater, Year (Season)	North Dakota State, 2008 (12th)
Recruiting Coordinator/Defensive Line	Damien Dumonceaux
Alma Mater, Year (Season)	Saint John's, 2005 (19th)
Running Backs	Josh Bungum
Alma Mater, Year (Season)	Saint John's, 2016 (9th)
Offensive Line (Volunteer)	Mike Magnuson
Alma Mater, Year (Season)	Saint John's, 1990 (9th)
Offensive Line	Ben Eli
Alma Mater, Year (Season)	Saint John's, 2016 (8th)
Kickers (Volunteer)	Alexi Johnson
Alma Mater, Year (Season)	Saint John's, 2017 (7th)
Defense (Volunteer)	Andy Auger
Alma Mater, Year (Season)	Saint John's, 1995 (6th)
Defense/Diversity & Student Success	Max Jackson
Alma Mater, Year (Season)	Saint John's, 2019 (4th)
Defensive Line	Collin Franz
Alma Mater, Year (Season)	Saint John's, 2021 (3rd)
Linebackers (Volunteer)	Tom Wicka
Alma Mater, Year (Season)	Saint John's, 1990 (3rd)
Quarterbacks	Graydon Kulick
Alma Mater, Year (Season)	Saint John's, 2021 (2nd)
Tight Ends	Alex Larson
Alma Mater, Year (Season)	Saint John's, 2023 (1st)
Strength & Conditioning	Justin Rost
Alma Mater, Year (Season)	Northwestern (Iowa), 2011 (12th)
Equipment Manager	Kevin Schiltz
Alma Mater, Year (Season)	Augsburg, 1993 (21st)
Assistant Equipment Manager	Jim Platten
Alma Mater, Year (Season)	Saint John's, 1974 (26th)
Athletic Trainer	Scott Bierscheid
Alma Mater, Year (Season)	MSU-Mankato, 1992 (29th)
Athletic Media Relations Director	Ryan Klinkner
Alma Mater, Year (Season)	Saint John's, 2004 (19th)

FOLLOWING THE LEGEND

A 1981 SJU graduate, Fasching became the 16th head coach in the 102-year history of Saint John's University football following the 2012 season. He succeeded John Gagliardi, who announced his retirement following 60 seasons at SJU, after serving 17 seasons as an assistant football coach and recruiting coordinator at SJU. Fasching was a three-year starter for Gagliardi and the Johnnies at linebacker during the 1978 and 1980-81 seasons. A knee injury held him out of the 1979 season.



AS AN ASSISTANT

The Johnnies posted a 164-39 record (120-22 MIAC) with 10 conference titles and 12 postseason appearances (22-11 playoff record), including the 2003 national championship, 2000 national runner-up performance and four national semifinal games during his tenure as an assistant coach. He also coached SJU's throwers as an assistant track and field coach from 1996-2011.

AT ST. CLOUD CATHEDRAL

Prior to joining the Johnnies' coaching staff, Fasching served as the head football coach at St. Cloud Cathedral High School from 1986-95, where he led the Crusaders to the State Class B title in 1992 and 1993.

HALL OF FAMER & COACH OF THE YEAR

Fasching was inducted into the Minnesota Football Coaches Association Hall of Fame in April 2022 and St. Cloud Cathedral's Athletic Hall of Fame in February 2022. He is a seven-time MIAC Coach of the Year: 2014, 2017, 2018, 2019, 2021, 2022 and 2024.

FASCHING'S COACHING RECORD

Year	School	Position	Record	Notes
1982	St. Cloud Cathedral	Defensive Coordinator	6-3	
1983	St. Cloud Cathedral	Defensive Coordinator	3-6	
1984	St. Cloud Cathedral	Defensive Coordinator	5-4	
1985	St. Cloud Cathedral	Defensive Coordinator	6-4	
			20-17 (.541)	
1986	St. Cloud Cathedral	Head Coach	4-5	
1987	St. Cloud Cathedral	Head Coach	2-6	
1988	St. Cloud Cathedral	Head Coach	7-3	
1989	St. Cloud Cathedral	Head Coach	6-5	
1990	St. Cloud Cathedral	Head Coach	2-7	
1991	St. Cloud Cathedral	Head Coach	1-7	
1992	St. Cloud Cathedral	Head Coach	10-4	Class B State Champions
1993	St. Cloud Cathedral	Head Coach	14-0	Class B State Champions
1994	St. Cloud Cathedral	Head Coach	4-5	
1995	St. Cloud Cathedral	Head Coach	7-4	
			57-46 (.553)	
1996	Saint John's	Defensive Assistant	11-1	MIAC Champions, NCAA
1997	Saint John's	Defensive Assistant	6-4	
1998	Saint John's	Defensive Assistant	11-1	MIAC Champions, NCAA
1999	Saint John's	Defensive Assistant	11-2	MIAC Champions, NCAA
2000	Saint John's	Defensive Assistant	13-2	National Runner-Up
2001	Saint John's	Defensive Assistant	11-3	MIAC Champions, NCAA
2002	Saint John's	Defensive Assistant	12-2	MIAC Champions, NCAA
2003	Saint John's	Defensive Assistant	14-0	National Champions
2004	Saint John's	Defensive Assistant	7-3	
2005	Saint John's	Defensive Assistant	11-1	MIAC Champions, NCAA
2006	Saint John's	Defensive Assistant	11-2	MIAC Champions, NCAA
2007	Saint John's	Defensive Assistant	10-2	NCAA
2008	Saint John's	Defensive Assistant	8-3	MIAC Champions, NCAA
2009	Saint John's	Defensive Assistant	10-1	MIAC Champions, NCAA
2010	Saint John's	Defensive Assistant	7-3	
2011	Saint John's	Defensive Assistant	6-4	
2012	Saint John's	Defensive Assistant	5-5	
			164-39 (.808)	
2013	Saint John's	Head Coach	7-3	
2014*	Saint John's	Head Coach	10-2	MIAC Champions, NCAA
2015	Saint John's	Head Coach	10-2	NCAA
2016	Saint John's	Head Coach	10-2	NCAA
2017*	Saint John's	Head Coach	9-2	NCAA
2018*	Saint John's	Head Coach	12-1	MIAC Champions, NCAA
2019*	Saint John's	Head Coach	12-2	MIAC Champions, NCAA
2021*	Saint John's	Head Coach	11-1	MIAC Champions, NCAA
2022*	Saint John's	Head Coach	10-2	MIAC Champions, NCAA
2023	Saint John's	Head Coach	8-2	
2024*	Saint John's	Head Coach	11-0	MIAC Champions, NCAA
			110-19 (.853)	

*MIAC Coach of the Year

SJU'S RECORD UNDER HEAD COACH GARY FASCHING

Category	2013	2014	2015	2016	2017	2018	2019	2021	2022	2023	2024	TOTAL
Record	7-3	10-2	10-2	10-2	9-2	12-1	12-2	11-1	10-2	8-2	11-0	110-19
MIAC	5-3	7-1	7-1	7-1	7-1	8-0	7-1	8-0	7-1	7-1	8-0	78-10
Non-Conference (Regular Season)	2-0	2-0	2-0	2-0	2-0	2-0	2-0	2-0	2-0	1-1	2-0	21-1
Postseason	---	1-1	1-1	1-1	0-1	2-1	3-1	1-1	1-1	---	1-0	11-8
Home	3-2	5-1	6-1	5-1	6-0	8-0	5-1	7-1	7-1	5-0	7-0	64-8
Away	4-1	5-1	4-1	5-1	3-1	3-1	6-1	4-0	3-1	3-2	4-0	44-10
Neutral	---	---	---	---	0-1	1-0	1-0	---	---	---	---	2-1
Ranked (AFCA/D3football.com)	2-2	7-1	10-2	10-2	9-2	12-1	12-2	11-1	10-2	8-2	11-0	102-17
vs. Ranked (AFCA/D3football.com)	1-1	2-1	2-2	1-2	1-2	2-1	4-1	4-1	3-2	2-1	4-0	26-14
Ranked vs. Ranked (AFCA/D3football.com)	---	1-1	1-2	1-2	1-2	2-1	4-1	4-1	3-2	2-1	4-0	23-13
Score First	5-1	8-0	8-0	8-0	9-1	11-0	8-2	9-1	7-1	5-1	8-0	86-7
Opponent Score First	2-2	2-2	2-2	2-2	0-1	1-1	4-0	2-0	3-1	3-1	3-0	24-12
Leading at Half	5-1	8-0	10-0	9-0	8-0	12-0	9-0	9-0	10-1	7-0	10-0	97-2
Trailing at Half	1-2	1-1	0-1	1-2	0-2	0-1	3-2	2-1	0-1	1-1	---	9-14
Tied at Half	1-0	1-1	0-1	---	1-0	---	---	---	---	0-1	1-0	4-3
Leading after Third Quarter	5-1	10-0	10-0	9-0	9-0	12-0	11-0	10-0	10-1	7-0	10-0	103-2
Trailing after Third Quarter	1-2	0-1	0-2	1-2	0-2	0-1	1-1	1-1	0-1	1-2	1-0	6-15
Tied after Third Quarter	1-0	0-1	---	---	---	---	0-1	---	---	---	---	1-2
Overtime	0-1	---	---	---	---	---	0-1	---	---	1-0	---	1-2
September	3-1	3-1	3-1	3-1	4-1	4-0	3-0	3-0	2-1	3-1	3-0	34-7
October	3-0	3-0	4-0	4-0	3-0	4-0	4-0	5-0	5-0	3-1	4-0	42-1
November	1-2	4-1	3-1	3-1	2-1	4-0	4-1	3-1	3-1	2-0	4-0	33-9
December	---	---	---	---	---	0-1	1-1	---	---	---	---	1-2
Scoring less than 20 points	2-2	0-2	0-2	0-1	1-2	0-1	2-1	---	---	---	---	5-11
Scoring 20+ points	5-1	10-0	10-0	10-1	8-0	12-0	10-1	11-1	10-2	8-2	11-0	105-8
Scoring 30+ points	2-0	5-0	8-0	9-0	7-0	11-0	10-1	10-0	8-0	6-1	10-0	86-2
Scoring 40+ points	---	2-0	8-0	8-0	6-0	10-0	7-0	6-0	6-0	5-0	8-0	65-0
Allowing less than 20 points	6-0	9-0	8-0	8-0	9-1	9-0	7-1	8-0	8-0	4-0	7-0	83-2
Allowing 20+ points	1-3	1-2	2-2	2-2	0-1	3-1	5-1	3-1	2-2	4-2	4-0	27-17
Allowing 30+ points	---	---	0-2	1-2	---	---	2-1	1-1	1-0	1-2	2-0	8-8
Rushing for less than 100 yards	1-1	0-1	0-2	1-1	1-1	1-1	4-1	0-1	4-1	4-2	3-0	19-12
Rushing for 100+ yards	6-2	10-1	10-0	9-1	8-1	11-0	8-1	11-0	6-1	4-0	8-0	91-7
Rushing for 200+ yards	2-0	7-0	8-0	7-0	6-0	5-0	3-1	6-0	2-0	2-0	2-0	50-1
Rushing for 300+ yards	---	3-0	---	2-0	3-0	2-0	---	1-0	---	---	---	11-0
Passing for less than 200 yards	5-2	9-2	6-0	2-1	4-2	---	---	2-0	---	---	---	28-7
Passing for 200+ yards	2-1	1-0	4-2	8-1	5-0	12-1	12-2	9-1	10-2	8-2	11-0	82-12
Passing for 300+ yards	---	---	---	1-0	1-0	3-1	9-2	3-0	5-1	6-0	10-0	38-4
Passing for 400+ yards	---	---	---	---	---	1-1	6-0	1-0	---	3-0	4-0	15-1
Totalling less than 200 yards	---	---	---	---	0-1	---	---	---	---	---	---	0-1
Totalling 200+ yards	7-3	10-2	10-2	10-2	9-1	12-1	12-2	11-1	10-2	8-2	11-0	110-18
Totalling 300+ yards	6-2	9-1	9-0	9-1	8-0	12-1	12-2	10-1	9-2	8-1	11-0	103-11
Totalling 400+ yards	1-0	3-0	7-0	8-0	6-0	10-1	10-1	9-0	4-1	6-0	11-0	76-3
Allowing less than 100 yards	---	---	---	3-0	3-0	1-0	---	---	---	---	---	7-0
Allowing less than 200 yards	---	2-0	1-0	7-0	5-0	3-0	4-0	4-0	---	2-0	5-0	33-0
Allowing less than 300 yards	3-1	6-0	5-0	7-0	9-0	7-0	6-1	9-1	7-0	6-0	6-0	71-3
Allowing 300+ yards	4-2	4-2	5-2	3-2	0-2	5-1	6-1	2-0	3-2	2-2	5-0	39-16
Having a 100-yard Rusher	2-0	10-0	8-0	1-1	3-1	2-0	1-1	5-0	0-1	---	2-0	34-4
Having 2 100-yard Rushers	---	1-0	---	---	---	1-0	---	---	---	---	---	2-0
Having a 100-yard Receiver	3-0	---	3-1	4-0	2-0	4-1	10-2	4-0	6-1	5-1	9-0	50-6
Having a 200-yard Receiver	---	---	---	---	---	1-0	1-0	---	---	1-0	---	3-0
Opponent 100-yard Rusher	4-0	1-1	1-2	1-2	0-1	2-0	2-0	1-0	1-0	0-1	1-0	14-7
Opponent 100-yard Receiver	2-1	3-0	4-0	2-0	1-0	3-0	3-0	3-1	3-1	1-1	4-0	29-4
No Turnovers	1-0	5-0	4-0	3-0	3-1	6-0	3-0	2-0	2-0	2-0	3-0	34-1
Less than 3 Turnovers	3-3	9-2	10-0	9-1	9-2	10-0	11-1	10-0	8-1	8-2	10-0	97-12
3+ Turnovers	4-0	1-0	0-2	1-1	---	2-1	1-1	1-1	2-1	---	1-0	13-7
No Takeaways	2-0	1-1	1-1	---	1-0	1-1	3-0	1-1	1-0	1-0	3-0	15-4
Less than 3 Takeaways	3-2	4-2	6-2	6-2	5-2	7-1	7-2	8-1	7-2	6-1	7-0	66-17
3+ Takeaways	4-1	6-0	4-0	4-0	4-0	5-0	5-0	3-0	3-0	2-1	4-0	44-2
30:00+ Possession	4-2	7-1	4-0	10-1	7-0	5-0	4-1	8-1	5-1	6-0	8-0	68-7
Less than 30:00 Possession	3-1	3-1	6-2	0-1	2-2	7-1	8-1	3-0	5-1	2-2	3-0	42-12

JOEY G. ON THE TE LISTS



Junior tight end **Joey Gendreau** (left; Shorewood, Minn./Minnesota) eclipsed 90 receiving yards for the third time this season - seven catches for 96 yards - but fell just short of his first 100-yard game last Saturday in the Johnnies' second-round win over UW-La Crosse. He is currently fifth in program history - among tight ends - in receptions (86), sixth in receiving yards (1,078) and eighth in receiving touchdowns (10).

All-Time SJU Receptions by a Tight End

Rk.	Rec.	Name	Seasons
1.	171	Alex Larson	2019-23
2.	113	Dan Grant	1985-88
3.	108	Nate Kirschner	1997-00
4.	90	Chris Biggins	1980-83
5.	86	Joey Gendreau	2022-current

All-Time SJU Receiving Yards by a Tight End

Rk.	Yds.	Name	Seasons
1.	2,097	Alex Larson	2019-23
2.	1,749	Nate Kirschner	1997-00
3.	1,497	Chris Biggins	1980-83
4.	1,441	Dan Grant	1985-88
5.	1,150	Josh Overman	2007-10
6.	1,078	Joey Gendreau	2022-current

All-Time SJU Receiving Touchdowns by a Tight End

Rk.	Yds.	Name	Seasons
1.	30	Alex Larson	2019-23
2.	19	Nate Kirschner	1997-00
3.	15	Tom Ramboldt	1988-91
4.	14	Jared Streit	2015-18
5.	12	Mike Ramler	1987-89
	12	Chris Biggins	1980-83
7.	11	Josh Overman	2007-10
8.	10	Joey Gendreau	2022-current

COOPING SOLO




Senior linebacker **Cooper Yaggie** (left; Breckenridge, Minn.) led the Johnnies with nine tackles (six solo) and recorded his second interception of the season - and sixth of his career - last Saturday on UW-La Crosse's first offensive possession. He has started SJU's last 33 games at linebacker and leads the team in both solo (40) and total (68) tackles, and is second in interceptions (2), quarterback hurries (4), pass breakups (6) and passes defended (8). Yaggie passed **Kevin McNamara** '07 (117) and former teammate **Erik Bjork** '23 (118) for eighth in program history with 121 solo tackles.

All-Time SJU Solo Tackles

Rk.	Solo	Name	Seasons
1.	190	Cam McCambridge	1999-03
2.	153	Brandon Novak	1996-99
3.	152	Jeremy Hood	2000-03
	152	Beau LaBore	1997-00
5.	150	Ryan Wimmer	2006-09
6.	148	Carter Hanson	2013-16
7.	130	Jamie Steffensmeier	2003-06
8.	121	Cooper Yaggie	2021-current

FOURTH ON THE SCORING LIST



Senior kicker **Conor Murphy** (left; Sioux Falls, S.D./O'Gorman) made a career-long, 41-yard field goal in the first quarter and all three PATs in last Saturday's postseason win. The program's all-time leader in made PATs with 239, Murphy passed running back **Sam Sura** '16 for fourth in SJU history with 311 career points and is tied with **Jimmie Mattson** '13 for third with 24 field goals. He is now 64-for-66 on PATs this fall and has made all but five of his last 179 attempts.

--see chart on p. 7--

2024 NCAA Division III Playoffs (all times CST)

Saint John's Bracket

Nov. 23
Northwestern (Minn.) 14 @ No. 18/19 UW-La Crosse 59
No. 24/25 Coe (Iowa) 26 @ No. 21 Bethel 31
Nov. 30
No. 18/19 UW-La Crosse 13 @ No. 3/4 Saint John's 24
Hobart (N.Y.) 35 @ No. 6 Susquehanna (Pa.) 42
No. 7/9 UW-Platteville 14 @ No. 10/11 Wartburg (Iowa) 19
No. 23 Lake Forest (Ill.) 21 @ No. 21 Bethel 48
Dec. 7
No. 6 Susquehanna (Pa.) @ No. 3/4 Saint John's, 12 p.m.
No. 21 Bethel @ No. 10/11 Wartburg (Iowa), 12 p.m.



Cortland State Bracket

Nov. 23
Alfred State (N.Y.) 0 @ No. 10/11 Endicott (Mass.) 44
Pomona-Pitzer (Calif.) 13 @ No. 21/22 Whitworth (Wash.) 21
Nov. 30
No. 10/11 Endicott (Mass.) 9 @ No. 2 Cortland State (N.Y.) 17
UMass-Dartmouth 27 @ No. 20/23 Springfield (Mass.) 54
No. 13/15 Aurora (Ill.) 21 @ No. 14/16 Hope (Mich.) 49
No. 21/22 Whitworth 17 @ No. 1 North Central (Ill.) 42
Dec. 7
No. 20/23 Springfield (Mass.) @ No. 2 Cortland State (N.Y.), 11 a.m.
No. 14/16 Hope (Mich.) @ No. 1 North Central (Ill.), 12 p.m.

Hardin-Simmons Bracket

Nov. 23
Mary Hardin-Baylor (Texas) 29 @ Trinity (Texas) 22
Maryville (Tenn.) 20 @ Berry (Ga.) 16
Nov. 30
Mary Hardin-Baylor (Texas) 17 @ No. 4/5 Hardin-Simmons (Texas) 13
Texas Lutheran 3 @ No. 12/14 Linfield (Ore.) 65
No. 12/16 Grove City (Pa.) 14 @ No. 17/19 Johns Hopkins (Md.) 17
Maryville (Tenn.) 20 @ No. 8/9 DePauw (Ind.) 45
Dec. 7
No. 17/19 Johns Hopkins (Md.) @ No. 8/9 DePauw (Ind.), 11 a.m.
Mary Hardin-Baylor (Texas) @ No. 12/14 Linfield (Ore.), 2 p.m.

Salisbury Bracket

Nov. 23
Ursinus (Pa.) 29 @ King's (Pa.) 32
Mount St. Joseph (Ohio) 7 @ No. 24 John Carroll (Ohio) 52
Nov. 30
King's (Pa.) 13 @ No. 7/8 Salisbury (Md.) 33
No. 17/18 Washington and Jefferson (Pa.) 22 @ No. 22 Randolph-Macon (Va.) 38
Centre (Ky.) 15 @ No. 13/15 Carnegie Mellon (Pa.) 24
No. 24 John Carroll (Ohio) 7 @ No. 3/5 Mount Union (Ohio) 42
Dec. 7
No. 22 Randolph-Macon (Va.) @ No. 7/8 Salisbury (Md.), 11 a.m.
No. 13/15 Carnegie Mellon (Pa.) @ No. 3/5 Mount Union (Ohio), 11 a.m.

SJU VS. 2024'S OPPONENTS

Opponent	Result/Time	Series	First	Last	Streak
Carthage, Wis.	W, 49-0	SJU, 1-0	2024	2024	W1
Wartburg, Iowa	W, 35-13	SJU, 4-2	1970	2024	W1
at Bethel	W, 45-20	SJU, 37-10	1978	2024	W3
Augsburg	W, 45-20	SJU, 74-9-2	1926	2024	W11
at Concordia	W, 38-31	SJU, 51-34-6	1923	2024	W5
at Carleton	W, 48-7	SJU, 41-0	1983	2024	W4
Gustavus Adolphus	W, 34-0	SJU, 54-33-3	1923	2024	W1
at St. Scholastica	W, 70-0	SJU, 7-0	2014	2024	W7
St. Olaf	W, 55-6	SJU, 48-14-1	1922	2024	W11
Bethel (MIAC Champ.)	W, 41-33	SJU, 38-10	1978	2024	W4
UW-La Crosse	W, 24-13	SJU, 6-1	1968	2024	W1
Susquehanna, Pa.	12 p.m.	---	---	---	---


324-103-12 (.752)

--continued from p. 6--

All-Time SJU Field Goals			
Rk.	FGs	Name	Seasons
1.	31	Don Pribyl	1983-86
2.	27	Alexi Johnson	2013-16
3.	24	Conor Murphy	2021-current
	24	Jimmie Mattson	2010-12

All-Time SJU Points Scored			
Rk.	Pts.	Name	Seasons
1.	472	Blake Elliott	2000-03
2.	346	Jeff Norman	1974-77
3.	334	Matt Malmberg	1991-94
4.	311	Conor Murphy	2021-current

BIG-PLAY BOHMERT



Sophomore running back **Corey Bohmert** (left, Mahtomedi, Minn.) carried the ball 10 times for a team-best 69 yards and added four catches for 88 yards - including a 69-yard touchdown reception with 4:17 to play - last Saturday in the Johnnies' second-round win over UW-La Crosse. The 69-yard touchdown catch-and-run mirrored the 69-yard run - on his sixth collegiate carry - in SJU's 48-7 win Oct. 19 at Carleton. He now has 377 yards on 36 offensive touches (10.5 avg.) this season: 241 yards and a touchdown on 26 carries and 136 yards and another score on 10 receptions.

JOHNNIES STAY NO. 3/4 IN POLLS

Saint John's stayed at No. 3 in the final D3football.com poll of the regular season announced on Nov. 17 and at No. 4 in the American Football Coaches' Association (AFCA) rankings released Nov. 18.

SJU IN D3FOOTBALL.COM POLL

Saint John's has been ranked in D3football.com's top 25 in 125-consecutive polls (preseason, weeks 1-11, final). The last time the Johnnies were not ranked in the top 25 was in Week 3 of the 2014 season. The program has an average ranking of 8.18 since. Not counting the 2020-21 season that was ravaged by COVID-19, D3football.com has published 271 national polls since the ranking was established in 2003. SJU has been ranked in the top 25 in 216 of those, including 92 in the top five, 171 in the top 10 and 203 in the top 20.

IN THE NCAA DIVISION III PLAYOFFS

The 2024 postseason appearance is the Johnnies' 33rd (29th at the NCAA Division III level) and ninth in the last 10 seasons. SJU is second in NCAA Division III history in postseason appearances and third in playoff wins (see charts below). The Johnnies made four other postseason appearances and have a 49-27 (.645) record overall: three in the NAIA (1963, 1965, 1982) and one showing at the Mineral Water Bowl (1969).

Most NCAA Division III Playoff Appearances Since 1973 (including 2024)

Team	No.
1. Mount Union, Ohio	35
2. Saint John's	29
3. Washington & Jefferson, Pa.	27
4. Central, Iowa	22
5. Ithaca, N.Y.	21
6. UW-Whitewater	20
7. Mary Hardin-Baylor, Texas	19
Wittenberg, Ohio	19
9. Linfield, Ore.	18
10. Wartburg, Iowa	17

Most NCAA Division III Playoff Wins Since 1973 (through Nov. 30)

Team	No.
1. Mount Union, Ohio	113
2. UW-Whitewater	60
3. Saint John's	45
4. Mary Hardin-Baylor, Texas	43
5. North Central, Ill.	31
Rowan, N.J.	31
7. Ithaca, N.Y.	30
Linfield, Ore.	30
Wesley, Del.	30
10. Central, Iowa	24

2024 D3football.com Poll (Nov. 17)

No.	School (1st-Place Votes)	Record	Votes	Prev.	Others Receiving Votes:
1.	North Central, Ill. (22)	10-0	622	1	Macon 36, UW-River Falls 30, Lake Forest 28, Marietta 20, Mary Hardin-Baylor 19, UW-Stout 15, Hobart 13, Ursinus 12, UW-Oshkosh 12, Brockport State 8, Berry 7, Alma 6, UW-Whitewater 5, King's 1, Massachusetts-Dartmouth 1.
3.	Saint John's	10-0	574	3	
4.	Hardin-Simmons, Texas	10-0	543	4	
5.	Mount Union, Ohio	10-0	507	5	
6.	Susquehanna, Pa.	9-1	460	6	
7.	UW-Platteville	9-1	459	8	
8.	Salisbury, Md.	10-0	457	7	
9.	DePauw, Ind.	10-0	420	9	
10.	Endicott, Mass.	9-1	364	10	
11.	Wartburg, Iowa	9-1	357	11	
12.	Grove City, Pa.	9-1	323	12	
13.	Carnegie Mellon, Pa.	9-1	284	13	
14.	Linfield, Ore.	9-1	282	17	
15.	Aurora, Ill.	9-1	279	14	
16.	Hope, Mich.	10-0	276	15	
17.	Washington and Jefferson, Pa.	9-1	244	18	
18.	UW-La Crosse	7-3	211	20	
19.	Johns Hopkins, Md.	9-1	167	21	
20.	Wheaton, Ill.	8-2	128	23	
21.	Bethel	8-2	104	24	
22.	Whitworth, Wash.	9-1	100	16	
23.	Springfield, Mass.	10-0	71	---	
24.	John Carroll, Ohio	8-2	45	---	
25.	Coe, Iowa	9-1	41	---	

2024 AFCA Poll (Nov. 18)

No.	School (1st-Place Votes)	Record	Votes	Prev.	Others Receiving Votes:
1.	North Central, Ill. (38)	10-0	1,236	1	Wheaton (Ill.) 75, Bethel 71, UW-Oshkosh 40, John Carroll 35, UW-Whitewater 35, Hobart 28, Ursinus 21, UW-Stout 18, Wabash 12, Berry 12, Mary Hardin-Baylor 10, Alma 4, Marietta 3, Massachusetts-Dartmouth 3, Maryville (Tenn.) 1, Texas Lutheran 1.
4.	Saint John's	10-0	1,110	3	
5.	Hardin-Simmons, Texas	10-0	1,067	5	
6.	Susquehanna, Pa.	9-1	931	6	
7.	Salisbury, Md.	10-0	920	7	
8.	DePauw, Ind.	10-0	884	8	
9.	UW-Platteville	9-1	866	9	
10.	Wartburg, Iowa	9-1	761	11	
11.	Endicott, Mass.	9-1	695	12	
12.	Linfield, Ore.	9-1	648	14	
13.	Aurora, Ill.	9-1	619	13	
14.	Hope, Mich.	10-0	580	15	
15.	Carnegie Mellon, Pa.	9-1	552	16	
16.	Grove City, Pa.	9-1	509	17	
17.	Johns Hopkins, Md.	9-1	404	18	
18.	Washington and Jefferson, Pa.	9-1	346	19	
19.	UW-La Crosse	7-3	325	21	
20.	Springfield, Mass.	10-0	295	20	
21.	Whitworth, Wash.	9-1	258	10	
22.	Randolph-Macon, Va.	9-1	208	22	
23.	Lake Forest, Ill.	10-0	144	25	
24.	Coe, Iowa	9-1	118	---	
25.	UW-River Falls	7-3	90	---	

Recent MIAC Scores/Upcoming MIAC Games

Nov. 30 (Last Saturday)

No. 23 Lake Forest (Ill.) 21 @ No. 21 Bethel 48
 No. 18/19 UW-La Crosse 13 @ No. 3/4 Saint John's 24

Dec. 7 (Saturday)

No. 21 Bethel @ No. 10/11 Wartburg (Iowa), 12 p.m.
 No. 6 Susquehanna (Pa.) @ No. 3/4 Saint John's, 12 p.m.



Current 2024 MIAC Standings

NORTHWOODS DIVISION

	Division	PF	PA	MIAC	PF	PA	Overall	PF	PA
Saint John's	4-0	207	13	8-0	376	117	11-0	484	143
St. Olaf	2-2	71	122	5-3	216	189	7-3	308	217
Carleton	2-2	106	98	4-4	164	208	5-5	204	243
Gustavus	2-2	89	108	4-4	166	175	5-5	204	225
St. Scholastica	0-4	60	192	3-5	176	324	4-6	235	370

SKYLINE DIVISION

	Division	PF	PA	MIAC	PF	PA	Overall	PF	PA
Bethel	4-0	251	24	6-2	403	117	10-2	582	197
Concordia	3-1	139	70	6-2	253	127	7-3	294	151
Augsburg	2-2	85	141	3-5	166	289	4-6	214	320
Hamline	1-3	71	183	1-7	128	311	3-7	188	345
Macalester	0-4	45	173	0-8	121	312	0-10	144	340

NCAA DIVISION III'S LEADER

Saint John's ended the regular season as the NCAA Division III leader in fourth-down defense (.200/5-for-25); second in passing offense (374.0 ypg.); third in sacks (4.10 spg.); fourth in completion percentage (.735); sixth in both passing efficiency (188.5) and red-zone defense (.565/13-for-23); seventh in both first downs (259) and total offense (513.0 ypg.); eighth in run defense (53.8 ypg.); 14th in scoring offense (46.0 ppg.); 15th in third-down offense (.509/56-for-110); and 19th in scoring defense (13.0 ppg.). Individually, senior quarterback **Aaron Syverson** ended the regular season as the NCAA Division III leader in completion percentage (.765); second in completions per game (26.7), passing yards per game (355.9), passing touchdowns (43), points responsible for per game (26.4) and total offense (355.0 ypg.); fifth in passing efficiency (200.5); and ninth in yards per pass attempt (10.2).

MIAC TITLE NO. 37

The Johnnies' 41-33 win over Bethel on Nov. 16 in the 2024 MIAC Championship game clinched the program's MIAC-record 37th conference title - its fifth in the last six seasons - and the conference's automatic bid to the NCAA Division III Playoffs.

MIAC Titles, Won or Shared (since 1920)

School	No.	Last Title
Saint John's	37	2024
Gustavus	22	1987
St. Thomas*	21	2019
Concordia	18	2004
Bethel	6	2023
St. Olaf	6	1979
Hamline	5	1988
Minnesota-Duluth*	3	1973
Augsburg	2	1997
Carleton	2	1992
Macalester	2	1947
Saint Mary's%	1	1928
St. Scholastica	0	-----

*no longer a member of the MIAC

%no longer competes in MIAC football

2024 ALL-MIAC HONORS



Senior quarterback **Aaron Syverson** was named the MIAC Offensive Player of the Year, **Gary Fasching** was named the MIAC John Gagliardi Coach of the Year for the seventh time in his 12-year tenure and 19 Johnnies earned a program-record 20 All-MIAC honors when the 2024 MIAC Football Awards were announced on Monday (Nov. 25). In addition to Syverson, the other 18 Johnnies honored were as follows: junior safety **Noah Arneson** (Independence, Minn./Orono); senior punter **Spencer Ell** (Morristown, Minn./Bethlehem Academy);

senior center **Charlie Folkens** (Rogers, Minn.); senior defensive lineman **Zach Frank** (above; Lino Lakes, Minn./Centennial); senior defensive lineman **Landon Gallagher** (Murieta, Calif./Vista Murrieta); junior tight end **Joey Gendreau**; senior defensive lineman **Isaac Hetland** (Osakis, Minn.); freshman cornerback **Westin Hoyt** (Forest Lake, Minn.); senior guard **Nick McKenzie** (New London, Minn./New London-Spicer); senior **Marselio Mendez**, as both a receiver and returner; sophomore linebacker **Aiden McMahon** (Maple Grove, Minn.); senior kicker **Conor Murphy**; senior offensive tackle **Grant Peroutka** (Rosemount, Minn.); senior linebacker **Hayden Sanders** (Brooklyn Park, Minn./Champlin Park); junior cornerback **Blake Simonson** (Waconia, Minn.); junior running back **Caden Wheeler** (Andover, Minn.); junior wide receiver **Dylan Wheeler**; and senior linebacker **Cooper Yaggie**. The All-MIAC honor was the third-consecutive for Syverson and Yaggie, and the second for Arneson, Ell, Frank, Murphy, Peroutka and Sanders. SJU led the MIAC with the 20 All-MIAC selections, followed by Bethel (17), Concordia (7) and Gustavus Adolphus (5). Senior defensive lineman **Joe Akoh** (Hugo, Minn./Cretin-Derham Hall) and sophomore running back **Will Blakey** (St. Paul, Minn./Central) were All-MIAC honorable mention.

MIAC LEADERS

The Johnnies led the MIAC in total offense (523.1 ypg.) - for the sixth-consecutive season - and passing offense (384.8 ypg.) for the second-straight year in conference play. The 384.8 passing yards per game were a new program record, surpassing last year's 375.6 yards per MIAC game. SJU's defense tied with Bethel for the conference lead in scoring offense (14.6 ppg.) and finished second the other three main statistics in conference play: total defense (259.6 ypg.), rushing defense (55.1 ypg.) and passing defense (204.5 ypg.).

--continued on p. 10--

SJU FOOTBALL, BY THE NUMBERS (START OF 2024 SEASON)

.720 - Saint John's all-time winning percentage, the highest in NCAA Division III history and the sixth-best in all of college football (among those with 75 seasons or more).

4 - Gagliardi Trophy recipients (wide receivers Chris Palmer in 1996 and Blake Elliott in 2003, linebacker Carter Hanson in 2016 and quarterback Jackson Erdmann in 2018).

4 - National championships (1963, 1965, 1976, 2003).

11 - MIAC Mike Stam Award recipients, as the conference's most valuable lineman. Established in 1990, SJU's most recent honoree was defensive lineman Michael Wozniak '22 in 2022.

21 - MIAC Most Valuable Players, beginning with Jim Lehman '56 in 1955 and the most recent, wide receiver Ravi Alston '21, in 2021.

32 - Postseason appearances, including the 1969 Mineral Water Bowl (a 21-0 win over Simpson, Iowa).

36 - MIAC championships, beginning with the first in 1932.

76 - Postseason games (49-27 record).

94 - Out of 112 seasons in which SJU has finished without a losing record. Fifteen of the 18 losing seasons occurred before 1945.

113 - The 2024 football season is the 113th at SJU.

149 - 112 Johnnies have earned All-America honors a total of 149 times.

458 - 323 Johnnies have earned All-MIAC first-team honors a total of 458 times.

494 - All-time MIAC wins, a .725 winning percentage (494-181-22 record).

681 - All-time victories, the sixth-most in NCAA Division III history.

SJU FOOTBALL BY DECADE (THRU NOV. 30)

Decade	Record (Pct.)
1900's	15-14-0 (.517)
1910's	did not compete
1920's	12-40-4 (.250)
1930's	45-19-7 (.683)
1940's	33-23-3 (.585)
1950's	51-27-1 (.652)
1960's	65-21-3 (.747)
1970's	70-20-2 (.772)
1980's	71-25-2 (.735)
1990's	96-17-2 (.843)
2000's	107-19-0 (.849)
2010's	88-26-0 (.772)
2020's	40-5-0 (.889)

BEST WINNING PERCENTAGE (START OF 2024 SEASON)

*minimum 75 seasons, all divisions of college football

Team	Div.	W	L	T	Pct.	Seasons
1. Michigan	FBS	1,004	353	36	.734	144
Ohio State	FBS	964	333	53	.734	134
3. Alabama	FBS	965	337	43	.733	129
4. Notre Dame	FBS	948	337	42	.730	134
5. Oklahoma	FBS	944	341	53	.725	129
6. Saint John's	III	681	257	24	.720	112
7. UW-Whitewater	III	647	266	21	.704	98
8. Linfield	III	646	264	30	.703	108
9. Texas	FBS	948	392	33	.702	131
10. Yale	FCS	936	390	55	.698	150
11. Southern California	FBS	875	368	54	.695	130
12. Penn State	FBS	931	409	41	.689	137
13. West Chester	II	633	290	17	.682	94
14. Harvard	FCS	901	411	50	.680	148
Mount Union	III	851	391	38	.680	126

THE LAST TIME...

* Postseason game # Metrodome

SAINT JOHN'S Rushing

300+ Yards	Oct. 30, 2021 (371, vs. St. Scholastica)
350+ Yards	Oct. 30, 2021 (371, vs. St. Scholastica)
400+ Yards	Sept. 18, 1999 (469 vs. Macalester)
50+ Attempts	Nov. 13, 2021 (53, at Bethel)
60+ Attempts	Oct. 15, 2016 (60, vs. Carleton)
70+ Attempts	Nov. 3, 1984 (74, at Macalester)
5 Rushing TD's	Oct. 30, 2021 (5, vs. St. Scholastica)
6 Rushing TD's	Nov. 9, 2019 (6, at Hamline)
7 Rushing TD's	Nov. 4, 2017 (8, at Hamline)

Passing

300+ Yards	Nov. 30, 2024 (357, vs. UW-La Crosse)*
400+ Yards	Nov. 16, 2024 (419, vs. Bethel)
500+ Yards	<i>Never</i>
40+ Attempts	Nov. 16, 2024 (44, vs. Bethel)
50+ Attempts	Nov. 11, 2023 (51, at Concordia)
60+ Attempts	Oct. 7, 2023 (60, vs. Concordia)
30+ Completions	Nov. 16, 2024 (32, vs. Bethel)
40+ Completions	Oct. 7, 2023 (44, vs. Concordia)
4 Passing TD's	Nov. 16, 2024 (5, vs. Bethel)
5 Passing TD's	Nov. 16, 2024 (5, vs. Bethel)
6 Passing TD's	Nov. 9, 2024 (6, vs. St. Olaf)
7 Passing TD's	Oct. 28, 2023 (8, vs. St. Scholastica)
8 Passing TD's	Oct. 28, 2023 (8, vs. St. Scholastica)
3+ Interceptions	Nov. 26, 2022 (4, vs. Wartburg, Iowa)*
4+ Interceptions	Nov. 26, 2022 (4, vs. Wartburg, Iowa)*
5+ Interceptions	Oct. 28, 2000 (5, at Bethel)

Combination Offense

300-Yard Passer + 100-Yard Rusher	Oct. 12, 2024 at Concordia (399, Aaron Syverson; 128, Caden Wheeler)
200-Yard Passer + 100-Yard Rusher + 100-Yard Receiver	Oct. 12, 2024 at Concordia (399, Aaron Syverson; 128, Caden Wheeler; 159, Dylan Wheeler/132, Marselio Mendez)
200-Yard Passer + 100-Yard Rusher	Oct. 12, 2024 at Concordia (399, Aaron Syverson; 128, Caden Wheeler)
100-Yard Rusher + 100-Yard Receiver	Oct. 12, 2024 at Concordia (128, Caden Wheeler; 159, Dylan Wheeler/132, Marselio Mendez)

Total Offense

400+ Yards	Nov. 30, 2024 (432, vs. UW-La Crosse)*
500+ Yards	Nov. 9, 2024 (607, vs. St. Olaf)
600+ Yards	Nov. 9, 2024 (607, vs. St. Olaf)
700+ Yards	Oct. 26, 2019 (749, at St. Olaf)
75+ Plays	Oct. 19, 2024 (75, at Carleton)
85+ Plays	Oct. 7, 2023 (87, vs. Concordia)

Scoring

14 Points or Less	Sept. 7, 2019 (W, 14-7 at UW-Stout)
40+ Points	Nov. 16, 2024 (W, 41-33 vs. Bethel)
50+ Points	Nov. 9, 2024 (W, 55-6 vs. St. Olaf)
60+ Points	Nov. 2, 2024 (W, 70-0 at St. Scholastica)
2-Point Conversion	Sept. 2, 2023 (W, 34-31 in OT vs. Trinity, Texas) (Aaron Syverson pass to Joey Gendreau)
Opp. Scoreless	Nov. 2, 2024 (W, 70-0 at St. Scholastica)
Opp. Scoreless (Home)	Oct. 26, 2024 (W, 34-0 vs. Gustavus Adolphus)
Opp. Scoreless (Road)	Nov. 2, 2024 (W, 70-0 at St. Scholastica)
2+ Shutouts in Season	2024 (3) 49-0 (vs. Carthage, Wis.), 34-0 (vs. Gustavus Adolphus), 70-0 (at St. Scholastica)
3+ Shutouts in Season	2024 (3) 49-0 (vs. Carthage, Wis.), 34-0 (vs. Gustavus Adolphus), 70-0 (at St. Scholastica)
4+ Shutouts in Season	2021 (4) 49-0 (at Concordia), 50-0 (vs. Augsburg), 56-0 (vs. St. Olaf), 81-0 (vs. St. Scholastica)
No Opp. Off. TD	Nov. 2, 2024 (W, 70-0 at St. Scholastica)
No Opp. Off. TD (Home)	Oct. 26, 2024 (W, 34-0 vs. Gustavus Adolphus)
No Opp. Off. TD (Road)	Nov. 2, 2024 (W, 70-0 at St. Scholastica)
Allowed 30+ Points	Nov. 16, 2024 (W, 41-33 vs. Bethel)
Allowed 40+ Points	Sept. 9, 2023 (L, 28-56 at UW-Whitewater)

Allowed 50+ Points	Sept. 9, 2023 (L, 28-56 at UW-Whitewater)
SJU Scoreless	Sept. 29, 1990 (L, 0-21 at Hamline)
SJU Scoreless (Home)	Nov. 4, 1978 (L, 0-17 vs. Concordia)
SJU Scoreless (Road)	Sept. 29, 1990 (L, 0-21 at Hamline)
SJU Scoreless (Neutral)	Oct. 5, 1945 (L, 0-30 vs. St. Thomas at St. Cloud)
No SJU Off. TD	Nov. 24, 2001 (W, 9-7 vs. UW-Stevens Point)*
No SJU Off. TD (Home)	Nov. 24, 2001 (W, 9-7 vs. UW-Stevens Point)*
No SJU Off. TD (Road)	Sept. 29, 1990 (L, 0-21 at Hamline)

Turnovers

No SJU Turnovers	Nov. 30, 2024 (vs. UW-La Crosse)*
4+ SJU Turnovers	Nov. 26, 2022 (5, vs. Wartburg, Iowa)*
5+ SJU Turnovers	Nov. 26, 2022 (5, vs. Wartburg, Iowa)*
3 SJU Fumbles Lost	Nov. 5, 2016 (vs. Hamline)
4+ SJU Fumbles Lost	Sept. 29, 2018 (4, at Augsburg)
4+ Takeaways	Nov. 16, 2024 (4, vs. Bethel)
5+ Takeaways	Sept. 28, 2024 (5, at Bethel)
6+ Takeaways	Oct. 13, 2018 (7, vs. St. Thomas)

Defense

50 Rush Yards or Less	Nov. 9, 2024 (2, vs. St. Olaf)
100 Pass Yards or Less	Nov. 2, 2024 (99, at St. Scholastica)
100 Total Yards or Less	Nov. 3, 2018 (98, vs. Hamline)
200 Total Yards or Less	Nov. 9, 2024 (180, vs. St. Olaf)
4+ Interceptions	Sept. 28, 2024 (4, at Bethel)
5+ Interceptions	Nov. 12, 2022 (5, vs. Bethel)
Scored a Safety	Sept. 3, 2022 (W, 24-10 vs. UW-Whitewater)
Scored 2 Safeties	Sept. 3, 2022 (W, 24-10 vs. UW-Whitewater)

Miscellaneous

10 First Downs or Less	Sept. 23, 2017 (6, vs. St. Thomas at Target Field)
30+ First Downs	Sept. 7, 2024 (31, vs. Carthage, Wis.)
No Penalties	Nov. 2, 2024 (at St. Scholastica)
10+ Penalties	Oct. 5, 2024 (13, vs. Augsburg)
40:00+ of Poss.	Sept. 28, 2024 (40:06, at Bethel)
Less Than 25:00 of Poss.	Sept. 30, 2023 (22:00, at Augsburg)
0 Punts	Sept. 29, 2018 (at Augsburg)
7+ Punts	Sept. 3, 2022 (9, vs. UW-Whitewater)
10+ Punts	Dec. 2, 2000 (10, at Central, Iowa)*
Overtime Game	Sept. 2, 2023 (OT; W, 34-31 vs. Trinity, Texas)
Double-Overtime Game	Nov. 2, 2013 (2OT; L, 20-23 at Gustavus)
Triple-Overtime Game	<i>Never</i>

JOHNNIE PLAYER Rushing

100+ Yards	Oct. 12, 2024 (128, Caden Wheeler at Carleton)
150+ Yards	Oct. 20, 2018 (159, Henry Trost vs. St. Olaf)
200+ Yards	Oct. 17, 2015 (201, Sam Sura vs. Gustavus)
250+ Yards	Sept. 13, 2014 (281, Sam Sura at UW-Eau Claire)
Quarterback 100+ Yards	Nov. 13, 2021 (103, Chris Backes at Bethel)
30+ Carries	Nov. 7, 2015 (35, Sam Sura at Bethel)
35+ Carries	Nov. 7, 2015 (35, Sam Sura at Bethel)
40+ Carries	Nov. 8, 2014 (40, Sam Sura vs. Bethel)
3+ TD	Nov. 2, 2024 (3, Will Blakey at St. Scholastica)
4+ TD	Oct. 9, 2021 (4, Henry Trost vs. Augsburg)
5+ TD	Oct. 2, 2004 (5, Corey Weber vs. Hamline)
Quarterback 3+ TD	Oct. 25, 2014 (3, Nick Martin vs. Carleton)
Quarterback 4+ TD	Nov. 20, 1976 (5, Jeff Norman vs. Augustana, Ill.)*
Quarterback 5+ TD	Nov. 20, 1976 (5, Jeff Norman vs. Augustana, Ill.)*
50-Yard Run	Oct. 19, 2024 (69, Corey Bohmert at Carleton)
60-Yard Run	Oct. 19, 2024 (69, Corey Bohmert at Carleton)
70-Yard Run	Sept. 23, 2023 (77, Devin Vouk vs. Bethel)
80-Yard Run	Oct. 20, 2018 (80, Henry Trost vs. St. Olaf)
90-Yard Run	Sept. 27, 1980 (91, Pat Stone vs. Hamline)
2 w/100+ Yards	Oct. 20, 2018 vs. St. Olaf (159, Henry Trost; 107, Adam Essler)
2 w/2+ TD Each	Nov. 9, 2019 at Hamline (2, Dylan Cerney; 2, Kenneth Udoibok)

--continued on p. 10--

Passing

300+ Yards	Nov. 30, 2024 (357, Aaron Syverson vs. UW-La Crosse)*
400+ Yards	Nov. 16, 2024 (419, Aaron Syverson vs. Bethel)
30+ Comp.	Nov. 16, 2024 (32, Aaron Syverson vs. Bethel)
50-Yard Comp.	Nov. 30, 2024 (69, Aaron Syverson vs. UW-La Crosse)*
60-Yard Comp.	Nov. 30, 2024 (69, Aaron Syverson vs. UW-La Crosse)*
70-Yard Comp.	Oct. 26, 2024 (76, Aaron Syverson vs. Gustavus Adolphus)
4+ TD	Nov. 16, 2024 (5, Aaron Syverson vs. Bethel)
5+ TD	Nov. 16, 2024 (5, Aaron Syverson vs. Bethel)
6+ TD	Nov. 9, 2024 (6, Aaron Syverson vs. St. Olaf)
Non-QB Passing TD	Oct. 27, 2018 (79, Will Gillach at Concordia)

Receiving

150+ Yards	Nov. 16, 2024 (154, Marselio Mendez vs. Bethel)
200+ Yards	Oct. 14, 2023 (205, Dylan Wheeler vs. Carleton)
10+ Receptions	Nov. 30, 2024 (11, Marselio Mendez vs. UW-La Crosse)*
15+ Receptions	Nov. 8, 2003 (15, Blake Elliott vs. Bethel)
3+ TD	Nov. 16, 2024 (3, Dylan Wheeler vs. Bethel)
4+ TD	Nov. 10, 2018 (4, Will Gillach vs. Thomas More, Ky.)
2 w/100+ Yards	Nov. 16, 2024 vs. Bethel (154, Marselio Mendez; 115, Dylan Wheeler)
3 w/100+ Yards	Nov. 11, 2023 at Concordia (156, Nick VanErp; 101, Alex Larson; 101, Dylan Wheeler)
2 w/2 TD Each	Nov. 16, 2024 vs. Bethel (3, Dylan Wheeler; 2, Marselio Mendez)
2 w/3 TD Each	Nov. 9, 2024 vs. St. Olaf (3, Marselio Mendez; 3, Dylan Wheeler)

Defense

15+ Tackles	Oct. 27, 2018 (15, Nathan Brinker/Max Jackson at Concordia)
2+ Sacks	Oct. 5, 2024 (2.0, Isaac Hetland vs. Augsburg)
3+ Sacks	Oct. 7, 2023 (3.0, Zach Frank vs. Concordia)
Fumble Return TD	Oct. 22, 2022 (35, Metoriah Faoliu vs. Gustavus Adolphus)
2 Fumble Return TD	Sept. 24, 1994 (10 & 24 yards, Brian Kohorst vs. Augsburg)
2 Interceptions	Sept. 28, 2024 (2, Westin Hoyt at Bethel)
3 Interceptions	Sept. 3, 2016 (3, Leonard Gutierrez vs. St. Scholastica)
4 Interceptions	Oct. 18, 2003 (4, Paul Gans vs. Augsburg)
Interception TD	Nov. 9, 2024 (50, Cooper Yaggie vs. St. Olaf)
2 INT TD's, 1 Player	Nov. 20, 1999 (66 & 92, Beau LaBore vs. UW-Stevens Point)*
2 INT TD's, 2 Players	Nov. 14, 2009 vs. Carleton (36, Nate Anderson lateral from Billy Lawrence; 59, Ethan Eid)

Special Teams

Kick Return TD	Nov. 19, 2016 (82, Evan Clark vs. UW-Platteville)*
Allowed Kick Return TD	Oct. 5, 2019 (99, Le'Andre Benion vs. Augsburg)
Punt Return TD	Nov. 3, 2018 (60, Max Jackson vs. Hamline)
2 PR TD's, 1 Player	Oct. 13, 2001 (66 and 46, Blake Elliott vs. Gustavus)
2 PR TD's, 2 Players	Sept. 25, 1993 vs. St. Olaf (77, Tony Lesch; 79, Mark Smith)
Allowed Punt Return TD	Oct. 6, 2007 (75, Andrew Schmiesing vs. St. Olaf)
3 FG	Nov. 10, 2012 (3, Jimmie Mattson at Bethel)
40-Yard FG	Nov. 30, 2024 (41, Conor Murphy vs. UW-La Crosse)*
60-Yard Punt	Sept. 9, 2023 (61, Spencer Ell at UW-Whitewater)
Blocked Extra Point	Nov. 30, 2024 (Charlie King vs. UW-La Crosse)*
Returned PAT for 2 Points	Oct. 18, 2014 (Trevor Warner at Gustavus)
Blocked Field Goal	Sept. 28, 2019 (Collin Franz at Carleton)
Blocked Punt	Nov. 4, 2023 (Joe Rossebo at St. Olaf)
FR TD & PR TD	Oct. 17, 1992 vs. Bethel (31-yard FR & 72-yard PR, John Beutz)
PR TD & INT TD	Dec. 14, 1963 vs. Prairie View A&M, Texas* (41-yard PR, Bob Spinner; 44-yard INT, John McCormick)

OPPONENT

100-Yard Receiver	Nov. 16, 2024 vs. Bethel (123, Micah Niewald)
100-Yard Rusher	Nov. 16, 2024 vs. Bethel (115, Aaron Ellingson)
300-Yard Passer	Oct. 12, 2024 at Concordia (396, Cooper Mattern)
Blocked Extra Point	Nov. 9, 2024 vs. St. Olaf (Tate Sauerwein)
Returned PAT for 2 Points	Nov. 2, 2019 vs. Concordia (Marshall King)
Blocked Field Goal	Oct. 9, 2021 vs. Augsburg (Lionel Gates)
Blocked Punt	Sept. 14, 2024 vs. Wartburg, Iowa (Tyler Gayer)
Blocked Punt for TD	Oct. 7, 2023 (5, Owen Miller vs. Concordia)
Fumble Return TD	Nov. 26, 2022 (12, Parker Rochford vs. Wartburg, Iowa)*
Interception TD	Sept. 28, 2024 at Bethel (84, Matt Jung)
Scored a Safety	Nov. 16, 2024 (W, 41-33 vs. Bethel)

--continued from p. 8--

The 55.1 rushing yards per league game was the least allowed since 1998 (43.0 ypg.). Individually, senior quarterback **Aaron Syverson** led the MIAC in completions (213), attempts (286), completion percentage (.745), passing yards (2,953), passing touchdowns (36) and pass-efficiency rating (199.9); **Dylan Wheeler** in both in touchdowns (16) and total points (96); **Marselio Mendez** in all-purpose yards per game (164.6) and with an average of 17.9 yards per catch, among those with 30 receptions or more; Joey Gendreau in receptions (43) and receiving touchdowns (4) among tight ends; **Conor Murphy** in PATs (49) and points scored (64) among kickers; and **Blake Simonson** in passes defended (10) and pass breakups (8).

ELITE 22 AWARD RECIPIENT

Senior linebacker **D.J. Myles** (right; Dayton, Minn./Champlin Park) earned the MIAC's Elite 22 Award for football on Nov. 21. Modeled after the NCAA Elite 90 Award, the MIAC Elite 22 Award for football is presented to the individual with the highest GPA among the student-athletes who played in the MIAC Championship game. The honoree must be a junior or senior and in at least his second season of competition with his current team. The total number of credits completed served as the tie-breaker. A two-sport student-athlete at SJU, Myles is a global business leadership major with a 4.0 GPA. He has appeared in all 11 games for the nationally ranked Johnnie football team this fall and has 18 tackles (seven solo), including 1.5 tackles for loss and 1.5 sacks. Myles went 8-7 at 197 pounds last season for the SJU wrestling team where he has a 26-22 career record with 14 pins.



500+ MIAC WINS

One of six charter members of the Minnesota Intercollegiate Athletic Conference in 1920, Saint John's became the first program to reach 500 wins in MIAC play with Nov. 2's 70-0 victory at St. Scholastica. SJU's winning percentage in conference play is even better when broken down by eras: modern history, since 1946 (.783, 463-125-9); during John Gagliardi's tenure, 1953-2012 (.780, 362-99-9); and during the 21st century, since 2000 (.856, 166-28).

All-Time MIAC Record (through 2024 season, by wins)

School	W	L	T	Pct.
1. Saint John's^	502	181	22	.728
2. St. Thomas*	443	222	14	.663
3. Concordia	429	243	18	.635
4. Gustavus^	421	277	13	.601
5. Hamline^	252	442	14	.366
6. St. Olaf^	247	290	11	.461
7. Bethel	220	164	3	.572
8. Augsburg	191	457	13	.299
9. Macalester^	147	404	25	.277
10. Carleton^	125	241	0	.342
11. Minnesota-Duluth*	96	74	6	.563
12. St. Scholastica	6	26	0	.188

^charter member of the MIAC

*no longer a member of the MIAC

THE LAST GAME

at Saint John's 24, UW-La Crosse 13 (Nov. 30)



Sophomore running back **Corey Bohmert** (left) carried the ball 10 times for a team-best 69 yards and added four catches for 88 yards to key a second-half surge as Saint John's defeated UW-La Crosse 24-13 in the second round of the NCAA Division III playoffs at a frigid Clemens Stadium.

After taking a 3-0 halftime lead on a career-long 41-yard field goal by senior **Conor Murphy** to end the first quarter, the Johnnies got the ball first in the second half. SJU kept the ball on the ground for five-straight plays - with Bohmert carrying three times for 23 yards and fellow sophomore **Will Blakey** carrying two times for 19. That set up a 33-yard touchdown strike from Syverson to Mendez that put the Johnnies on top by 10. Mendez finished the day with a career-high 11 catches for 135 yards and senior quarterback **Aaron Syverson** threw for 357 yards and three touchdowns.

--continued on p. 11--

--continued from p. 10--

But the Eagles didn't back down, marching 68 yards in five plays on their next possession to score on a 25-yard touchdown pass from Kyle Haas to Braeden Ott that cut the gap to 10-7.

The Johnnies, though, went back up by 10 when Syverson evaded pressure on third-and-20 to connect with Wheeler on a leaping 22-yard touchdown grab in coverage in the end zone. Still, UWL hung around, cutting the gap to 17-13 on a 17-yard touchdown catch by Jack Studer with 4:17 to play. Freshman defensive lineman/tight end **Charlie King** (Faribault, Minn./Bethlehem Academy) blocked the extra point and three plays later, Bohmert struck paydirt.

The Johnnies' defense, meanwhile, bent at times, but didn't break - especially in the first half when the Eagles advanced as deep as the SJU 25 (interception) and 31 (turnover on downs), but came away with no points. Senior linebacker **Ben Dahl** (Otsego, Minn./Rogers) then came up with his team's second interception on the drive following Bohmert's touchdown. The Eagles got as far as the Johnnies' seven on the game's final drive, but a sack by senior linebacker **Hayden Sanders** on the final play sealed the win. Sanders and senior defensive end **Jake Schwinghammer** (Woodbury, Minn./Tartan) finished the day with eight tackles. Senior linebacker **Cooper Yaggie** led the way with nine and also added an interception on the Eagles' first possession of the game.

at Susquehanna (Pa.) 42, Hobart (N.Y.) 35 (Nov. 30)

Susquehanna built a pair of 21-point leads, 28-7 at halftime and 42-21 halfway through the fourth quarter, and held on for a 42-35 win over Hobart (N.Y.) last weekend. Hobart outgained the home team 438-377 but went 3-for-8 on third down to the River Hawks' 12-for-15 showing. Quarterback Josh Ehrlich finished 16 of 21 passing for 187 yards and three touchdowns, and also rushed for 48 yards and two more scores. Running back Rahshan La Mons totaled 121 yards and a touchdown on 29 carries.

WINS IN FIRST 10 SEASONS/129 GAMES

Gary Fasching is off to the best start, in regard to wins, by any head coach in program history. That history, of course, includes the likes of college football's all-time wins leader, **John Gagliardi**. Fasching is also ahead of Gagliardi's pace when it comes to their first 129 games coached at SJU.

Among SJU Football Coaches With Six Seasons Coached or More

Coach	First 10 Seasons	First 129 Games	Total at SJU
Gary Fasching	99-19 (.839)	110-19 (.853)	110-19 (.853)
John Gagliardi	57-23-2 (.707)	90-36-3 (.709)	465-132-10 (.774)
Joe Benda	37-23-8 (.603)	---	57-32-8 (.629)

CAMPBELL TROPHY SEMIFINALIST

Senior quarterback **Aaron Syverson** was named one of 203 semifinalists for the 2024 William V. Campbell Trophy on Sept. 25. Since 1995, 23 Johnnies have been nominated for the Campbell Trophy. SJU is the lone program out of 671 NCAA schools that play football to have nominated a Campbell Trophy scholar-athlete each of the past 22 seasons.



The award recognizes an individual as the absolute best football scholar-athlete in the nation and up to 14 of the candidates will be named recipients of the prestigious NFF National Scholar-Athlete Award. Nominated by their schools, which are limited to one nominee each, candidates for the awards must be a senior or graduate student in their final year of eligibility, have a GPA of at least 3.2 on a 4.0 scale, have shown outstanding football ability as a first-team player or significant contributor and must have demonstrated strong leadership and citizenship.

Launched in 1959, the NFF National Scholar-Athlete program awards \$18,000 scholarships that can be used for the honorees' postgraduate education. SJU has produced four NFF National Scholar-Athlete Award winners: defensive lineman **Michael Wozniak** '22 (2022), linebacker **Carter Hanson** '17 (2016), linebacker **Matt Hawn** '06 (2005) and wide receiver **Chris Palmer** '96 (1995).

An accounting major with a 3.70 GPA, Syverson earned College Sports Communicators (formerly CoSIDA) Academic All-District honors for the second-straight season last fall and is expected to collect his third Academic All-MIAC (minimum 3.5 GPA) distinction in January. Off the field, Syverson was a member of SJU's Student-Athlete Advisory Committee in 2021-22 and is a four-year member of SJU Football's Leadership Council.

--continued on p. 12--

Current Statistical Leaders

THE RIVER HAWKS' STAT LEADERS

Rushing	Gms.	Att.	Yds.	Avg.	TD	Long
Rahshan La Mons	11	174	1,272	7.3	15	96
Matt Surtz	10	61	554	9.1	3	95
Josh Ehrlich	11	97	544	5.6	10	30
Drew Hutchins	7	22	179	8.1	2	36
D.K. Wyche	7	16	68	4.3	2	13

Passing	Gms.	Att.	Comp.	Int.	TD	Yards
Josh Ehrlich	11	253	179	4	31	2,601
Tommy Wright	9	39	18	2	2	217
Bobby Croyle	3	13	12	0	0	150

Receiving	Gms.	Rec.	Yds.	Avg.	TD	Long
Kyle Howes	11	60	1,017	17.0	15	72
Chris Bookter	11	29	522	18.0	8	56
Hunter Morgenroth	11	28	360	12.9	2	48
Rahshan La Mons	11	29	353	12.2	3	86
Rowen Hershey	11	18	284	15.8	2	48
Shawn Cain	11	10	94	9.4	0	20

Defense	Solo	Asst.	Total	TFL	Sacks	Int.
Garrett Carter	29	42	71	9.0-21	2.0-6	---
Drew Robinson	21	34	55	3.0-15	1.5-9	2-11
Andrew Wells	29	19	48	1.5-6	---	---
Jesse Rulsch	33	12	45	3.0-14	0.5-9	1-22
Brian Layton	18	27	45	8.5-40	4.0-29	---
Jake Schultes	15	21	36	7.5-36	6.5-34	1-5
Josh Parson	19	16	35	3.0-12	1.0-10	2-40
Le'trey Bond	26	6	32	0.5-1	---	---
Berkeley Wagner	13	18	31	---	---	1-3

THE JOHNNIES' STAT LEADERS

Rushing	Gms.	Att.	Yds.	Avg.	TD	Long
Caden Wheeler	5	76	456	6.0	3	52
Will Blakey	11	92	440	4.8	10	20
Corey Bohmert	6	26	241	9.3	1	69
Quinn Christoffersen	7	27	134	5.0	2	24
Takhi Vaughn	3	11	73	6.6	0	25
Wyatt McCabe	4	13	67	5.2	0	13
Mason Delzer	2	9	43	4.8	0	16

Passing	Gms.	Att.	Comp.	Int.	TD	Yards
Aaron Syverson	11	388	294	4	46	3,916
Leyton Riviere	3	27	12	2	1	125
Zander Dittbenner	1	13	7	0	0	56

Receiving	Gms.	Rec.	Yds.	Avg.	TD	Long
Dylan Wheeler	11	78	1,093	14.0	20	76
Marselio Mendez	11	67	1,070	16.0	13	52
Joey Gendreau	11	57	712	12.5	4	76
Riley Schwellenbach	11	25	364	14.6	3	58
Owen Amrhein	9	17	193	11.4	1	31
Corey Bohmert	6	10	136	13.6	1	69
Caden Wheeler	5	18	130	7.2	1	22

Defense	Solo	Asst.	Total	TFL	Sacks	Int.
Cooper Yaggie	40	28	68	6.5-22	2.5-15	2-50
Aiden McMahon	31	36	67	7.5-42	5.0-35	1-13
Hayden Sanders	34	32	66	12.5-48	5.5-36	---
Noah Arneson	29	18	47	0.5-1	---	---
Jake Schwinghammer	20	26	46	3.0-13	1.0-6	---
Jack St. Fleur	14	19	33	1.0-1	---	1-0
Westin Hoyt	21	9	30	---	---	3-24
Zach Frank	17	13	30	11.5-55	9.0-49	---
Isaac Hetland	13	13	26	8.0-49	7.0-48	---

Active Career Leaders

Rushing Yards

1. Caden Wheeler (115 att.)	740
2. Will Blakey (92 att.)	440
3. Quinn Christoffersen (70 att.)	347
4. Corey Bohmert (26 att.)	241
5. Aaron Syverson (190 att.)	76

Rushing Touchdowns

1. Will Blakey	10
2. Caden Wheeler	8
3. Quinn Christoffersen	4
Aaron Syverson	4

Passing Yards (C-A-I-TD)

1. Aaron Syverson (946-1,372-29-142)	12,422
2. Zander Dittbenner (19-37-1-1)	154
3. Leyton Riviere (12-27-2-1)	125

Receptions

1. Dylan Wheeler	139
2. Marselio Mendez	99
3. Joey Gendreau	86

Receiving Yards

1. Dylan Wheeler	1,936
2. Marselio Mendez	1,514
3. Joey Gendreau	1,078

Receiving Touchdowns

1. Dylan Wheeler	30
2. Marselio Mendez	22
3. Joey Gendreau	10

Yards from Scrimmage (Rushing+Receiving)

1. Dylan Wheeler	1,936
2. Marselio Mendez	1,523
3. Joey Gendreau	1,078
4. Caden Wheeler	887

All-Purpose Yards (Rushing+Receiving+Returns)

1. Marselio Mendez	2,233
2. Dylan Wheeler	1,936
3. Caden Wheeler	1,619

Tackles

1. Cooper Yaggie	224
2. Hayden Sanders	201
3. Noah Arneson	145
4. Jake Schwinghammer	121
5. Mateo Cisneros	97

Tackles for Loss

1. Hayden Sanders	25.0
2. Zach Frank	23.0
3. Cooper Yaggie	17.5
4. Joe Akoh	13.5
Aiden McMahon	13.5

Sacks

1. Zach Frank	15.5
2. Joe Akoh	10.5
3. Isaac Hetland	9.0
4. Aiden McMahon	8.5
5. Hayden Sanders	8.0

Interceptions

1. Cooper Yaggie	6
2. Noah Arneson	5
3. Mateo Cisneros	3
Westin Hoyt	3
5. Peyton Goettlicher	2
Blake Simonson	2

--continued from p. 11--

He is in his fourth year raising money for St. Jude Children's Research Hospital as part of the SJU Football team, which raised over \$47,000 in 2022 and surpassed \$62,000 last fall. Syverson was named SJU's 2022-23 NovaCare Comeback Athlete of the Year. Honorees must have suffered a substantial injury and be known to SJU's NovaCare Rehabilitation on-campus, physical therapy professionals. NovaCare is the preferred physical therapy and athletic training services provider for Saint John's. Syverson passed for 1,768 yards and 17 touchdowns, while leading his team to a 7-0 start during the 2021 season. But Syverson's first season was cut short when he suffered a season-ending leg injury, a broken fibula with torn ligaments, during the Johnnies' 37-7 win on Oct. 23 at Gustavus Adolphus.

GOOD WORKS TEAM HONOREE



Senior linebacker **Jake Schwinghammer** (*left*, Woodbury, Minn./Tartan) was one of 22 student-athletes across all divisions of college football named to the 2024 Allstate American Football Coaches Association (AFCA) Good Works Team on Sept. 17. This year marks the 33rd anniversary of the award, which was established in 1992 to recognize a select group of college football players who have made a commitment to service and enriching the lives of others. Schwinghammer is one of four honorees from the NCAA Division III level – joining running back Aaron Ellingson of Bethel, offensive lineman Matt Wrather of John Carroll (Ohio) and linebacker Thomas Grehan of Johns Hopkins (Md.).

--continued on p. 13--

On This Date in Johnnie Football History...

The Johnnies are 2-1 all-time on December 7: 1991 at Dayton, Ohio (L, 7-19); 2002 at Linfield, Ore. (W, 21-14); and 2019 at Wheaton, Ill. (W, 34-33).

1991 at Dayton, Ohio (L, 7-19): SJU committed 10 turnovers, six fumbles and four interceptions, in a 19-7 loss on this date 33 years ago in the NCAA semifinals at Dayton (Ohio). The Johnnies started hot, driving 80 yards on four plays in 94 seconds on their opening possession. The drive ended with a 10-yard touchdown pass from All-American quarterback Pat Mayew to Tom Ramboldt. Dayton, however, also scored on its opening drive to tie the game at 7-7 less than four minutes in. From there, Dayton controlled the clock and turnover margin. The Flyers kicked field goals in the second and third quarters to gain a 13-7 lead, but it remained a one-possession game entering the fourth quarter. SJU, however, possessed the ball only 2:21 of the game's final 15 minutes and turned over the ball on its last three possessions. Dayton added a touchdown with nine minutes to play to take a 19-7 lead. Dayton ran 86 plays, including 67 rushing attempts, and possessed the ball over 36 minutes. The Flyers converted 10 of 25 third downs as well. The Johnnies outgained Dayton 347-328, but the turnovers were too much to overcome. Both teams struggled in the passing game, combining to complete only 13 of 40 passes and five interceptions.

2002 at Linfield, Ore. (W, 21-14): John Gagliardi earned his 400th career win (*right*) as the Johnnies topped Linfield 21-14 in the NCAA quarterfinals 22 years ago today in Oregon. SJU struck first with 8:19 remaining in the first quarter on a 57-yard touchdown run by Kent Crowley, capping a two-play, 80-yard drive. Linfield evened the score at 7-7 on a 2-yard touchdown by David Russell late in the first quarter. Late in the first half, the Johnnies went 80 yards over nine plays to take a 14-7 lead on Crowley's second rushing touchdown, this time from 21 yards out. After forcing a three-and-out to open the second half, SJU struck quickly on a 59-yard pass from Ross Denne to Lee Clintsman. In the fourth quarter, Russell found the end zone again for Linfield, but the Johnnies secured the 21-14 victory to advance to the NCAA semifinals at Trinity (Texas). SJU forced five turnovers in the win, including three fumbles. Crowley finished with 167 yards on 26 carries, and added five receptions for 40 yards. Blake Elliott caught nine passes for 108 yards.



2019 at Wheaton, Ill. (W, 34-33): Then-No. 8 Saint John's advanced to the NCAA Division III semifinals with a thrilling 34-33 win over then-No. 3 Wheaton (Ill.) five years ago. The Thunder's starting center, Jake Hibben, carried the ball four consecutive times inside the 10-yard line and scored from one yard out with nine seconds remaining. Hibben, however, spiked the football after scoring and was whistled for an unsportsmanlike-conduct penalty, which turned the ensuing extra-point attempt into a 35-yard kick. The first game-tying attempt sailed wide left, but both teams were called for off-setting penalties. The second attempt went wide right. Running back Kai Barber recovered the on-side kick to seal the victory for SJU. Quarterback Jackson Erdmann finished 28 of 40 passing for 407 yards and five touchdowns against a stout Wheaton defense. The Thunder entered the game as college football's (all divisions) leader in scoring defense (6.8 ppg.), total defense (186.7 ypg.) and pass-efficiency defense (75.3 rating). Wide receiver Blake Patrick (*right*) led SJU with career highs in receptions (4), receiving yards (146) and receiving touchdowns (2). Wide receiver Matt Mohr caught a career-high 10 passes for 101 yards, while classmate Ravi Alston snagged six passes for 91 yards and two touchdowns.



--continued from p. 12--

Schwinghammer is the eighth Johnnie to be named to the Allstate AFCA Good Works Team and the seventh in the last eight seasons – joining wide receiver **Jimmy Buck** '23, defensive lineman **Michael Wozniak** '22, quarterback **Chris Backes** '21, offensive lineman **Ben Bartz** '20, quarterback **Jackson Erdmann** '19 and wide receiver **Will Gillach** '19. Defensive end **Kevin McNamara** '07 was SJU's first honoree in 2006. The 2024 Allstate AFCA Good Works Team will be invited to New Orleans to participate in a special community service project ahead of the 2025 Allstate Sugar Bowl, where the entire team will also be recognized on the field at halftime on New Year's Day.

Schwinghammer started all 10 games last fall and finished fifth on the team in tackles (53, 32 solo), including 6.0 tackles for loss, 3.5 sacks and four quarterback hurries. Off the field, Schwinghammer is in his first year serving as the president of the College of Saint Benedict and Saint John's University's St. Jude Children's Research Hospital Club on campus, taking over for 2023 Allstate AFCA Good Works Team member Jimmy Buck '23. The club holds bi-weekly meetings and contacts businesses to partner with for fundraising events.


He is in his fourth year overall raising money for St. Jude's and is also the president of SJU Football's St. Jude committee. Schwinghammer co-captained the team's efforts with Buck and raised over \$63,000 in 2023. He is the co-founder and vice president of the Johnnies and Bennies in Communities (JBIC) Club, which was established in February 2024. The club's goal is community service with local organizations such as Big Brothers Big Sisters and Feed My Starving Children, as well as elderly groups.

Schwinghammer studied abroad in London during Spring 2024 and spent eight weeks from March-April working at a school that consisted of only adult students with special needs through an internship with Caritas Westminster. He worked hand-in-hand with the students by teaching classes, handling finances and day-to-day operations, as well as learning to communicate with deaf students via sign language and translating for students in Spanish.



Schwinghammer is a biochemistry major (pre-medicine emphasis) with a 3.33 GPA. From May 18-26 (2024), he was in Guatemala as a medical volunteer (*left*). He worked in medical clinics, providing free health care to the underprivileged residents who came from near and far (some from hundreds of miles away) for services. Schwinghammer spent time translating and speaking Spanish for his peers and doctors, as well as issuing diagnoses and treatments directly with the patients. He intends to take the EMT course offered by CSB/SJU in Spring 2025 to earn his certification.

NEW, FAMILIAR ASSISTANT COACH



The newest addition to the coaching staff is a familiar and well-decorated one. A three-time All-American at tight end, including a consensus first-team selection (AFCA, Associated Press, D3football.com) in 2022 and 2023, **Alex Larson** '23 (*left*) was a three-time All-MIAC and D3football.com All-Region honoree. The 6-foot-7 tight end finished his career as the program's all-time leader in catches (171), receiving yards (2,097) and receiving touchdowns (30) by a tight end. Larson recorded seven 100-yard receiving games (with three others between 96-98 yards) and ended his career fourth in SJU history, regardless of position, in receptions and seventh in receiving touchdowns. He participated in minicamps with the NFL's Seattle Seahawks and New Orleans Saints in Spring 2024.

JOHNNIES WITHOUT JERRY

Jerry Haugen '76 - a longtime fixture at Saint John's on both the sideline and in the dugout - announced his retirement after 48 seasons as the Johnnies' defensive coordinator in August. During his time as a defensive coach, the Johnnie football program posted a 421-99-5 (.807) overall record and a 319-61-4 (.836) mark in the MIAC. He was named the NCAA Division III Defensive Coordinator of the Year by *American Football Monthly* when SJU won the last of its four national titles. Haugen was also part of a Division III national championship during his first season as an assistant in 1976.

In all, he was on the coaching staff for 25 MIAC championships and 29 postseason appearances. The 29 postseason trips consisted of 70 games – a 44-26 record – which accounts for nearly seven additional seasons in playoff contests alone. SJU allowed 14.6

points per game and recorded 72 shutouts – 13.7 percent – during his tenure. Since 1978, his defense finished in the top two of the MIAC in total defense 26 times, including 16 of the past 21 seasons, and in scoring defense 31 times, including 23 of the past 27 seasons.



The upcoming 2025 baseball season will be the 48th for Haugen as head coach. He has an 891-720-5 (.553) career record, which places him fifth on Division III's winningest active coaches win list, as well as a 502-371 mark in MIAC play. Haugen has directed the SJU baseball program to four MIAC playoff titles, three regular-season championships and 14 consecutive appearances in the MIAC Tournament (16 overall). Haugen Field, the artificial grass playing surface within SJU's Becker Park, was dedicated in April 2017. SJU tied for second in the MIAC with a 13-7 record (24-16 overall) and made its 14th-consecutive appearance in the MIAC Tournament in 2024. Haugen recorded his 500th MIAC win April 27 in his team's doubleheader sweep of St. Scholastica.

In addition to baseball and football, Haugen also served as an assistant basketball coach from 1981-90 during which the Johnnies won two MIAC titles and made six national tournament appearances. He also served as SJU's head hockey coach from 1977 to 1981. All told, Haugen has collected 37 MIAC championships and 43 national tournament appearances over 52 years as a student-athlete and coach. As a student-athlete at SJU, Haugen was a four-year starter in baseball and football, played on three MIAC championship teams and gained All-MIAC honors as a defensive back in 1975. He ranks second on the school's career interception list with 15 (first place without postseason games).

FUTURE MIAC SCHEDULE CHANGES

The 2024 football season will be the final fall of the MIAC's divisional structure. Beginning in 2025 and into 2026, MIAC football teams will play an eight-game conference schedule featuring seven regularly scheduled in-conference contests and one Championship Week game. After the seventh conference game, teams will be seeded 1-10, with the top two teams (based on in-conference record) playing for the MIAC championship on the home field of the No. 1 seed. The remaining Championship Week matchups will include No. 4 at No. 3, No. 6 at No. 5, No. 8 at No. 7, and No. 10 at No. 9.

Beginning in 2027, the MIAC will return to a traditional, single-round robin schedule with every MIAC team playing every other MIAC team once. Each team will play nine in-conference games and one non-conference game. The 2025 and 2026 seasons will bridge the divisional structure and nine-game format, allowing institutions to honor current non-conference agreements, while establishing a clear transition period with a defined endpoint.

2024 J-CLUB HALL OF HONOR

Twelve individuals and one team were inducted into Saint John's University's J-Club Hall of Honor last Saturday (Oct. 5) as part of Homecoming festivities. This year's class was selected by a vote of the J-Club's board of directors, who considered nominations that can be made by any club member. Founded in 1959, the J-Club is a dues-based booster organization of former Johnnie student-athletes, parents and fans, and plays a key role in supporting SJU varsity programs, intramurals and club sports.

Three of the 12 individual inductees starred on the SJU football team: running back **Rick Bell** '83, defensive lineman **Ernie England** '81 and running back **Bill Laliberte** '70. A two-sport star in baseball and football, Bell (Cold Spring, Minn./Rocori) rushed for 2,630 yards in his four-year career, a total that still ranks fifth on the school's all-time list. He earned All-MIAC honors as a junior in 1981 when he led the Johnnies in both rushing and receiving. Then, as a senior, he earned All-MIAC and All-America honors after leading SJU to a 9-1 record and a berth in the NAIA playoffs. His 226 receiving yards on Sept. 11, 1982 against St. Cloud State were the most in school history until 2018 and his 14 receptions that afternoon stood as the record until it was tied in 1995 and broken in 1997. Bell scored a then-program record 23 touchdowns in 10 games during the fall of 1982 (now fourth all-time) and ended his career with a record 45, which is now fifth. After graduation, he played almost the entire 1983 season with the Minnesota Vikings and went to training camp with the team the next two years.

By the time England arrived at Saint John's in the fall of 1976, the then-22-year-old freshman had already served four years in the Air Force as a communications specialist where he was a standout football player in the physical and competitive United States Armed Forces Conference.

--continued on p. 14--

--continued from p. 13--

The success continued in Collegetown where he immediately earned a starting job at nose guard, received All-MIAC honors and helped lead the Johnnies to the NCAA Division III national championship in his first season with the team. England (St. Cloud, Minn./Cathedral) went on to earn All-MIAC honors three more times for a total of four - becoming SJU's second four-time All-MIAC honoree (2021 Hall of Honor inductee **Chuck Froehle '57** is the other) - and All-America honors in 1978 and 1979.

Listed at 5-foot-7 and 140 pounds, Laliberte (Golden Valley, Minn./Robbinsdale) was far from the biggest player on the field during his football career at Saint John's. But there was certainly nothing small about his ability for the big play.

The running back had runs of 67 yards or more in four games during the 1968 season, including an 87-yard touchdown run in a 21-6 home win over Minnesota-Duluth that still ranks as the sixth-longest in school history. In fact, 12 of Laliberte's 25 career touchdowns covered 20 yards or more (10 of 30+ yards). He also passed for two touchdowns (48 and 24 yards). As a senior captain in 1969, he ran for 892 yards and 13 touchdowns in 10 games. He carried the ball 24 times for 110 yards and a touchdown in a 21-0 shutout of Simpson in that season's Mineral Water Bowl, earning the game's outstanding back award. Laliberte was also a standout for the Johnnie hockey team, serving as a team captain as a senior during the 1969-70 season.

DIVISION III RECORD SINCE 1990

Saint John's entered the 2024 season with the third-best winning percentage (.826) in NCAA Division III football since 1990 and the third-most wins (313) among programs with 200 games played or more (see charts below).

Winning Percentage (min. 200 games played)

.949	Mount Union, Ohio (439-23-1)
.857	Mary Hardin-Baylor, Texas (275-46)
.826	Saint John's (321-67-1)
.824	Linfield, Ore. (287-61-1)
.819	UW-Whitewater (326-72)
.810	Washington & Jefferson, Pa. (303-71)
.798	Wartburg, Iowa (289-73)
.796	Wittenberg, Ohio (282-72-1)
.793	Central, Iowa (280-73)
.791	Wheaton, Ill. (278-73-1)

Wins

439	Mount Union, Ohio (439-23-1, .949)
326	UW-Whitewater (326-72, .819)
321	Saint John's (321-67-1, .826)
303	Washington & Jefferson, Pa. (303-71, .810)
289	Wartburg, Iowa (289-73, .798)
287	Linfield, Ore. (287-61-1, .824)
282	Wittenberg, Ohio (282-72-1, .796)
280	Central, Iowa (280-73, .793)
278	Wheaton, Ill. (278-73-1, .791)
275	Mary Hardin-Baylor, Texas (275-46, .857)

IN ELITE COMPANY SINCE 2018

The Johnnies are 53-8 since the 2018 season: 2018 (12-1), 2019 (12-2), 2021 (11-1), 2022 (10-2) and 2023 (8-2). Seven of the eight losses were decided by four points or less with a -12 turnover differential (10 takeaways and 22 turnovers). SJU is one of 10 NCAA Division III teams that recorded 50 wins or more during that span and has the fifth-most wins nationally without the results of the unpredictable, COVID-19 season of 2020-21 that SJU did not compete in.

Division III Football Programs w/40+ Wins Since 2018 (entering the 2024 season)

School	Record Since 2018	Record w/o 2020-21
Mount Union, Ohio	67-5 (.931)	63-5
North Central, Ill.	66-5 (.930)	66-5
Mary Hardin-Baylor, Texas	65-7 (.903)	60-7
UW-Whitewater	57-9 (.864)	57-9
Randolph-Macon, Va.	56-8 (.875)	51-8
Saint John's	53-8 (.869)	53-8
Delaware Valley, Pa.	52-8 (.867)	52-8
Johns Hopkins, Md.	52-9 (.852)	52-9
Muhlenberg, Pa.	52-10 (.839)	52-10
Wartburg, Iowa	51-10 (.836)	51-10

A WINNING TRADITION

The Johnnies' 8-2 record in 2023 served as the program's 55th-consecutive season without a losing record. Augsburg (6-4), Bethel (8-3), Carleton (7-3), Concordia (5-5), Gustavus Adolphus (6-4) and St. Olaf (5-5) also had a non-losing season last fall.

Consecutive Seasons (entering the 2024 season)

MIAC Team	Without a Losing Record
1. Saint John's	55
2. Bethel	29
3. Gustavus	10
4. Carleton	3
5. Augsburg	2
Concordia	2
St. Olaf	1
8. Hamline, Macalester	0
St. Scholastica	

ATTRACTING THE FANS

Collegetown was again the place to be for NCAA Division III football in 2023, as Saint John's finished second to UW-Whitewater, both in total attendance (40,881) and per-game average (8,176), last fall in NCAA Division III. The cumulative total was greater than one Football Bowl Subdivision team (Akron), 85 Football Championship Subdivision teams and all but five of the 164 Division II programs.

2023 NCAA Division III Football Attendance Leaders

School	Gms.	2023 Att.	Avg.
1. UW-Whitewater	7	62,113	8,873
2. Saint John's	5	40,881	8,176
3. Geneva (Pa.)	5	21,535	4,307
4. Bethel	5	27,217	4,243
5. Trine (Ind.)	5	21,093	4,219
6. Hampden-Sydney (Va.)	6	25,204	4,201
7. Baldwin Wallace (Ohio)	6	25,158	4,193
8. Union (N.Y.)	5	20,808	4,162
9. Wabash (Ind.)	4	15,355	3,839
10. Tufts (Mass.)	4	15,191	3,798

2023 SJU vs. FCS/Division II in Upper Midwest Attendance

School	NCAA	Gms.	2023 Att.	Avg.
1. South Dakota State	FCS	9	141,898	15,766
2. North Dakota State	FCS	7	98,522	14,075
3. North Dakota	FCS	7	68,247	9,750
4. Northern Iowa	FCS	5	46,893	9,379
5. Saint John's	III	5	40,881	8,176
6. South Dakota	FCS	8	56,769	7,096
7. Northern State (S.D.)	II	5	26,466	5,293
8. MSU-Mankato	II	6	28,691	4,782
9. Bethel	III	5	21,217	4,243
10. St. Thomas	FCS	5	19,341	3,868

2023 MIAC Attendance Leaders

School	Gms.	2023 Att.	Avg.
1. Saint John's	5	40,881	8,176
2. Bethel	5	21,217	4,243
3. Carleton	5	10,125	2,025
4. Concordia	5	8,830	1,766
5. Gustavus Adolphus	5	8,143	1,629
6. Augsburg	6	6,935	1,156
7. Macalester	5	4,865	973
8. St. Olaf	5	4,196	839
9. St. Scholastica	5	2,435	487
10. Hamline	5	1,649	330

WINS, ON A NATIONAL SCALE

The 47-14 win over Rose-Hulman (Ind.) on Nov. 16, 2019, enabled Saint John's to become the eighth program in Division III history to reach 650 victories. The Johnnies already own Division III's best winning percentage (among programs with 75 seasons played or more) at .720 and entered the 2024 season sixth in Division III history for wins.

--see chart on p. 15--

--continued from p. 14--

Best NCAA Division III Record, By Wins (entering the 2024 season)

Rk.	School	Yrs.	Won	Lost	Tied	Pct.
1.	Mount Union, Ohio	127	854	397	38	.677
2.	Wittenberg, Ohio	129	799	374	31	.676
3.	Washington & Jefferson, Pa.	132	781	403	40	.654
4.	Widener, Pa.	141	727	447	39	.615
5.	Wabash, Ind.	136	717	401	59	.634
6.	Saint John's	112	681	257	24	.720
7.	Williams, Mass.	137	671	399	47	.622
8.	Amherst, Mass.	143	662	436	54	.598
9.	Franklin & Marshall, Pa.	135	662	511	47	.562
10.	Central, Iowa	115	660	336	26	.659

600+ WINS

The Johnnies' 2014 NCAA Division III playoff win over St. Scholastica enabled SJU to become the second college football program in Minnesota to reach 600 all-time victories. SJU began the 2024 season 52 wins shy of Division I Minnesota, despite playing 28 fewer seasons than the Golden Gophers.

Most Wins in Minnesota College Football History (entering the 2024 season)

School	W	L	T	Pct.	Seasons
1. Minnesota	733	543	44	.572	140
2. Saint John's	681	257	24	.720	112
3. St. Thomas	648	357	32	.640	118
4. Minnesota-Duluth	562	281	24	.662	90
5. Concordia-Moorhead	552	324	38	.625	105
6. Gustavus	530	372	21	.586	108
7. MSU-Mankato	506	399	27	.557	97
8. Carleton	502	500	25	.501	128
9. St. Olaf	479	409	20	.539	105
10. Winona State	475	512	32	.482	122

ELLIOTT '03 ON HALL OF FAME BALLOT

Former Saint John's student-athlete **Blake Elliott '03** was named to the College Football Hall of Fame ballot for the 12th-straight year in June 2024. Elliott, who played wide receiver for the Johnnies from 2000-03, is one of 178 former student-athletes on the ballot, including one of 101 from the NCAA divisional and NAIA ranks. The announcement of the 2025 College Football Hall of Fame Class, including the players and coaches from both the Football Bowl Division and the divisional levels, will be made in January 2025. Those selected will be inducted into the College Football Hall of Fame during the 67th NFF Annual Awards Dinner Presented by Las Vegas on Dec. 9, 2025, and permanently enshrined at the Chick-fil-A College Football Hall of Fame in Atlanta.

Elliott excelled for four years and ended his career as the recipient of the Gagliardi Trophy and a national championship in 2003; a season that included **John Gagliardi's** record-breaking 409th career victory. He owns three NCAA playoff records, two MIAC records and 29 SJU receiving records. Elliott was a three-time All-American, a two-time MIAC Player of the Year, a Gagliardi Trophy finalist as a junior and was invited to play in both the AFCA Aztec Bowl and Hula Bowl following the 2003 season. He ended his career second all-time in all NCAA divisions in catches (327) and second in NCAA Division III in touchdown receptions (56). Elliott posted 369 receptions for 4,826 yards and 63 touchdowns in his career, as well as 744 rushing yards and eight touchdowns on 109 carries. Elliott was just as dangerous on special teams as he was on offense, totaling 3,065 yards and seven touchdowns on 195 total returns. His NCAA all-divisions record for consecutive games played with a reception (47) ended in 2008.

To be eligible for the ballot, players must have been named a first-team All-American as recognized and utilized by the NCAA for its consensus All-America teams; played their last year of intercollegiate football at least 10 years prior; played within the last 50 years and cannot be currently playing professional football. From the coaching ranks, 226 individuals have achieved Hall of Fame distinction, including Gagliardi (Class of 2006).

SJU'S HEAD FOOTBALL COACHES

CHRONOLOGICAL

Name	Yrs. (Seasons)	Record (Pct.)
John O'Leary	1900-01 (2)	4-2-0 (.667)
Ignatius Vonderhaar	1902 (1)	0-1-0 (.000)
Peter Boquel	1903-04 (2)	3-2-0 (.600)
Harry Comeau	1905-06 (2)	3-0-0 (1.000)
Frank Cassidy	1907 (1)	1-3-0 (.250)

William Brennan	1908-09 (2)	4-6-0 (.400)
Edward Cahill	1920-21 (2)	1-6-0 (.143)
Fred Sanborn	1922-23 (2)	3-8-0 (.273)
Eugene Aldrich	1924 (1)	1-4-1 (.250)
Wilfred Houle	1925-29 (5)	7-22-3 (.266)
Joe Benda	1930-36, 1941-42, 1945-49 (14)	57-32-8 (.629)
George Durenberger	1937-40 (4)	20-10-1 (.661)
Henry Welsch	1944 (1)	1-0-1 (.750)
John McNally	1950-52 (3)	13-9-0 (.591)
John Gagliardi	1953-12 (60)	465-132-10 (.774)
Gary Fasching	2013-current (12)	110-19-0 (.853)

WINS - OVERALL

1. John Gagliardi	465
2. Gary Fasching	110
3. Joe Benda	57

PCT. - OVERALL (min. 15 games)

1. Gary Fasching	.853 (110-19)
2. John Gagliardi	.774 (465-132-10)
3. George Durenberger	.661 (20-10-1)

WINS - MIAC

1. John Gagliardi	362
2. Gary Fasching	78
3. Joe Benda	35

PCT. - MIAC (min. 10 games)

1. Gary Fasching	.886 (78-10)
2. John Gagliardi	.780 (362-99-9)
3. George Durenberger	.625 (12-7-1)

WINS - HOME


1. John Gagliardi	241
2. Gary Fasching	64
3. Joe Benda	30

PCT. - HOME (min. 15 games)

1. Gary Fasching	.889 (64-8)
2. John Gagliardi	.818 (241-52-4)
3. Joe Benda	.722 (30-10-5)

A JOHNNIE WITH THE NINERS

Offensive tackle **Ben Bartch '20** became the 10th Johnnie to be drafted in the NFL when he was selected by the Jacksonville Jaguars with the 10th pick of the fourth round (No. 116 overall) in the 2020 NFL Draft. He appeared in 13 games for the Jaguars, including one start at left guard, and totaled 219 offensive snaps (47 on special teams) in 2020. Bartch followed that with 11 starts at right guard and 704 offensive snaps (43 on special teams) in 2021. In 2022, Bartch started the Jaguars' first five games at left guard, totaling 293 offensive plays and 19 on special teams, before he suffered a season-ending knee injury. He opened training camp in 2023 on the PUP (physically unable to perform) list and started at left guard in the Jaguars' first three games. Jacksonville released Bartch on Oct. 31, moved to the Jaguars' practice squad three days later and signed with the San Francisco 49ers on Nov. 21, for their Super Bowl run. He totaled 241 snaps on the offensive line and 77 on special teams, including five in the Super Bowl, in 2023.



Bartch was the lone NCAA Division III attendee at the 2020 Reese's Senior Bowl in Mobile, Ala. Although he did not play in the game, Bartch received rave reviews during the three days of practices leading up to the event. He attended the 2020 NFL Scouting Combine that February, but did not participate in the drills or measurements due to the injury suffered during the final Senior Bowl practice. A D3football.com first-team and Associated Press second-team All-American in 2019, Bartch started all 14 games at left tackle in 2019. He made 27 straight starts at tackle after he switched from tight end during the 2018 preseason. Through a combination of hard work in the weight room and repeated consumption of a now-famous (or infamous) protein shake recipe (ingredients included scrambled eggs, cottage cheese, quick grits, peanut butter, bananas and Gatorade), Bartch gained over 50 pounds and started on the line's left side immediately.

2024 - SJU'S SCORING DRIVES

Team (Date)	Plays-Yds.	Span	Qtr.	Clock	Down-Dist.	Scoring Play
Carthage, Wis. (9/7/24)	7-45	4:16	1	8:33	2-G	Dylan Wheeler 5-yard pass from Aaron Syverson (Murphy kick)
Carthage, Wis.	10-67	6:16	1	1:09	2-G	Jaxon Sawyer 2-yard run (Murphy kick)
Carthage, Wis.	5-75	1:16	2	13:36	1-10	Dylan Wheeler 36-yard pass from Aaron Syverson (Murphy kick)
Carthage, Wis.	4-29	2:15	2	9:05	1-G	Quinn Christoffersen 1-yard run (Murphy kick)
Carthage, Wis.	7-63	2:49	2	4:37	1-10	Dylan Wheeler 16-yard pass from Aaron Syverson (Murphy kick)
Carthage, Wis.	9-84	2:20	2	0:28	1-G	Marselio Mendez 10-yard pass from Aaron Syverson (Murphy kick)
Carthage, Wis.	6-72	3:01	3	11:51	1-10	Aaron Syverson 28-yard run (Murphy kick)
Wartburg, Iowa (9/14/24)	4-57	1:54	1	6:51	3-G	Quinn Christoffersen 3-yard pass from Aaron Syverson (Murphy kick)
Wartburg, Iowa	12-68	5:11	2	11:25	3-6	Riley Schwellenbach 14-yard pass from Aaron Syverson (Murphy kick)
Wartburg, Iowa	14-83	7:34	3	7:23	3-G	Marselio Mendez 4-yard pass from Aaron Syverson (Murphy kick)
Wartburg, Iowa	7-69	3:43	3	0:53	1-G	Will Blakey 8-yard run (Murphy kick)
Wartburg, Iowa	5-32	3:10	4	3:32	1-G	Will Blakey 1-yard run (Murphy kick)
at Bethel (9/28/24)	12-69	6:33	1	8:21	2-10	Dylan Wheeler 15-yard pass from Aaron Syverson (Murphy kick)
at Bethel	8-73	4:16	1	3:18	1-G	Caden Wheeler 4-yard run (Murphy kick)
at Bethel	4-14	1:24	1	0:31	2-G	Will Blakey 1-yard run (Murphy kick)
at Bethel	6-52	3:15	2	11:10	3-G	Dylan Wheeler 4-yard pass from Aaron Syverson (Murphy kick)
at Bethel	8-55	4:21	3	8:31	1-G	Will Blakey 2-yard run (Murphy kick)
at Bethel	6-14	2:53	4	10:29	4-8	Conor Murphy 29-yard field goal
at Bethel	7-63	3:15	4	6:04	3-8	Marselio Mendez 38-yard pass from Aaron Syverson (Murphy kick)
Augsburg (10/5/24)	9-62	3:06	1	6:35	2-G	Caden Wheeler 2-yard run (Murphy kick)
Augsburg	6-47	2:08	1	1:26	2-12	Owen Amrhein 21-yard pass from Aaron Syverson (Murphy kick)
Augsburg	6-69	2:42	2	6:33	1-10	Dylan Wheeler 35-yard pass from Aaron Syverson (Murphy kick)
Augsburg	6-66	2:29	2	1:55	1-G	Will Blakey 3-yard run (Murphy kick)
Augsburg	13-82	6:43	3	4:16	1-G	Dylan Wheeler 19-yard pass from Aaron Syverson (Murphy kick)
Augsburg	12-84	6:02	4	8:01	4-6	Conor Murphy 28-yard field goal
Augsburg	7-44	4:00	4	1:54	2-G	Dylan Wheeler 10-yard pass from Aaron Syverson (Murphy kick)
at Concordia (10/12/24)	13-69	4:41	1	4:04	4-G	Conor Murphy 24-yard field goal
at Concordia	6-64	3:03	2	10:10	2-G	Caden Wheeler 4-yard pass from Aaron Syverson (Murphy kick)
at Concordia	7-75	4:08	2	5:47	2-G	Charlie King 3-yard pass from Aaron Syverson (Murphy kick)
at Concordia	5-82	0:27	2	0:04	1-G	Dylan Wheeler 4-yard pass from Aaron Syverson (Murphy kick)
at Concordia	11-87	6:06	4	11:29	2-G	Marselio Mendez 23-yard pass from Aaron Syverson (Murphy kick)
at Concordia	3-90	0:51	4	1:46	1-10	Dylan Wheeler 76-yard pass from Aaron Syverson (Murphy kick)
at Carleton (10/19/24)	7-65	3:17	1	7:52	1-10	Marselio Mendez 20-yard pass from Aaron Syverson (Ell run failed)
at Carleton	7-80	2:55	1	0:46	3-10	Dylan Wheeler 27-yard pass from Aaron Syverson (Murphy kick)
at Carleton	6-50	3:46	2	10:12	1-G	Will Blakey 2-yard run (Murphy kick)
at Carleton	12-47	5:25	3	9:34	2-G	Joey Gendreau 4-yard pass from Aaron Syverson (Murphy kick)
at Carleton	6-79	3:27	3	1:41	3-G	Dylan Wheeler 6-yard pass from Aaron Syverson (Murphy kick)
at Carleton	2-64	0:12	4	14:52	2-4	Riley Schwellenbach 58-yard pass from Aaron Syverson (Murphy kick)
at Carleton	3-81	1:26	4	4:58	1-10	Corey Bohmert 69-yard run (Murphy kick)
Gustavus (10/26/24)	13-82	7:23	2	2:20	2-G	Caden Wheeler 1-yard run (Murphy kick)
Gustavus	2-74	0:48	3	14:08	2-12	Joey Gendreau 76-yard pass from Aaron Syverson (Murphy kick)
Gustavus	8-69	3:39	3	9:34	2-14	Dylan Wheeler 34-yard pass from Aaron Syverson (Murphy kick)
Gustavus	5-49	2:50	4	6:17	2-G	Quinn Christoffersen 1-yard run (Murphy kick blocked)
Gustavus	6-36	2:12	4	1:49	3-G	Riley Schwellenbach 13-yard pass from Aaron Syverson (Murphy kick)
at St. Scholastica (11/2/24)	5-71	1:07	1	11:28	1-10	Marselio Mendez 27-yard pass from Aaron Syverson (Murphy kick)
at St. Scholastica	6-59	2:05	1	8:16	2-G	Will Blakey 5-yard run (Murphy kick)
at St. Scholastica	6-66	2:35	1	4:37	1-G	Will Blakey 6-yard run (Murphy kick)
at St. Scholastica	4-31	1:38	1	2:49	2-G	Charlie King 1-yard pass from Aaron Syverson (Murphy kick)
at St. Scholastica	2-56	0:43	1	0:53	1-10	Marselio Mendez 16-yard pass from Aaron Syverson (Murphy kick)
at St. Scholastica	2-24	0:46	2	14:01	2-9	Joey Gendreau 23-yard pass from Aaron Syverson (Murphy kick)
at St. Scholastica	2-17	0:40	2	11:33	2-4	Joey Gendreau 11-yard pass from Aaron Syverson (Murphy kick)
at St. Scholastica	9-58	4:19	2	6:22	1-G	Will Blakey 1-yard run (Murphy kick)
at St. Scholastica	---	---	2	6:04	1-10 (Opp.)	Alex Harren 24-yard interception return (Murphy kick)
at St. Scholastica	8-83	4:49	4	5:29	1-G	Charlie Plum 10-yard pass from Leyton Riviere (Murphy kick)
St. Olaf (11/9/24)	7-70	3:27	1	11:26	1-G	Will Blakey 3-yard run (Murphy kick)
St. Olaf	5-58	2:19	1	6:59	2-4	Dylan Wheeler 21-yard pass from Aaron Syverson (Murphy kick)
St. Olaf	14-80	7:30	2	9:03	2-G	Marselio Mendez 5-yard pass from Aaron Syverson (Murphy kick blocked)
St. Olaf	1-51	0:08	2	6:40	1-10	Marselio Mendez 51-yard pass from Aaron Syverson (Murphy kick)
St. Olaf	6-79	2:03	2	3:03	1-G	Dylan Wheeler 10-yard pass from Aaron Syverson (Murphy kick)
St. Olaf	---	---	3	12:51	3-8 (Opp.)	Cooper Yaggie 50-yard interception return (Murphy kick)
St. Olaf	5-65	2:13	3	8:23	1-G	Marselio Mendez 4-yard pass from Aaron Syverson (Murphy kick)
St. Olaf	2-83	0:44	3	6:19	1-10	Dylan Wheeler 65-yard pass from Aaron Syverson (Murphy kick)
Bethel (11/16/24)	8-69	4:19	1	2:22	4-2	Conor Murphy 21-yard field goal
Bethel	7-16	2:36	2	14:42	4-G	Conor Murphy 36-yard field goal
Bethel	11-65	2:45	2	0:30	1-G	Dylan Wheeler 3-yard pass from Aaron Syverson (Murphy kick)
Bethel	1-31	0:06	3	10:17	1-10	Dylan Wheeler 31-yard pass from Aaron Syverson (Murphy kick)
Bethel	9-91	3:45	3	5:23	2-14	Marselio Mendez 38-yard pass from Aaron Syverson (Murphy kick)
Bethel	7-75	3:06	4	11:50	2-7	Marselio Mendez 22-yard pass from Aaron Syverson (Murphy kick)
Bethel	5-41	2:36	4	3:18	1-10	Dylan Wheeler 16-yard pass from Aaron Syverson (Murphy kick)
UW-La Crosse* (11/30/24)	7-55	2:06	1	0:00	4-16	Conor Murphy 41-yard field goal
UW-La Crosse*	6-75	3:05	3	11:55	2-12	Marselio Mendez 33-yard pass from Aaron Syverson (Murphy kick)
UW-La Crosse*	11-75	7:26	3	1:56	3-20	Dylan Wheeler 22-yard pass from Aaron Syverson (Murphy kick)
UW-La Crosse*	3-75	1:39	4	2:38	3-4	Corey Bohmert 69-yard pass from Aaron Syverson (Murphy kick)

2024 - SJU'S SCORING DRIVES ALLOWED

Team (Date)	Plays-Yds.	Span	Qtr.	Clock	Down-Dist.	Scoring Play
Wartburg, Iowa (9/14/24)	10-71	6:02	1	8:52	4-2	Bricen White 9-yard run (O'Neill kick)
Wartburg, Iowa	4-75	1:35	4	6:43	1-10	John McConohy 21-yard pass from Carter Markham (O'Neill kick failed)
at Bethel (9/28/24)	2-75	0:33	1	7:43	2-4	Matt Jung 69-yard pass from Cooper Drews (Cifuentes kick)
at Bethel	15-88	1:47	2	0:04	1-G	Ethan Sailer 4-yard pass from Cooper Drews (Cifuentes kick failed)
at Bethel	---	---	3	3:38	4-9 (SJU)	Matt Jung 84-yard interception return (Nowacki kick)
Augsburg (10/5/24)	8-75	5:12	1	9:48	2-17	Tyrone Wilson 57-yard pass from Marcus Freeman (Wangensteen kick)
Augsburg	7-42	3:41	2	9:21	1-10	Devin Schelske 16-yard pass from Marcus Freeman (Wangensteen kick)
Augsburg	4-75	2:05	4	5:56	1-G	Tyrique Givance 5-yard pass from Marcus Freeman (Freeman pass failed)
at Concordia (10/12/24)	7-31	4:00	1	10:15	4-6	Damien Silus 31-yard field goal
at Concordia	10-53	5:39	2	13:18	1-G	Jordan Summers 2-yard run (Silus kick)
at Concordia	1-75	0:15	2	9:55	1-15	Jed Klang 80-yard pass from Cooper Mattern (Silus kick)
at Concordia	6-52	0:47	2	0:40	1-G	Jed Klang 7-yard pass from Cooper Mattern (Silus kick)
at Concordia	9-75	5:38	3	9:22	1-10	Owen Miller 15-yard pass from Cooper Mattern (Silus kick)
at Carleton (10/19/24)	1-75	0:11	2	9:58	1-10	Tyler Dimond 75-yard pass from Nick Toole (Merkelbach kick)
St. Olaf (11/9/24)	4-53	1:04	3	7:11	1-10	Gus Gartzke 17-yard run (Halek run failed)
Bethel (11/16/24)	---	---	2	9:40	3-18 (SJU)	Safety, intentional grounding in the end zone
Bethel	7-61	3:11	2	6:28	3-4	Aaron Ellingson 5-yard pass from Cooper Drews (Cifuentes kick)
Bethel	3-8	0:46	3	9:14	3-G	Micah Niewald 8-yard pass from Cooper Drews (Cifuentes kick)
Bethel	14-61	5:23	4	14:56	4-8	Hugo Cifuentes 32-yard field goal
Bethel	10-79	3:29	4	8:19	2-G	Joey Kidder 6-yard pass from Cooper Drews (Cifuentes kick)
Bethel	8-75	1:48	4	1:29	1-10	Joey Kidder 23-yard pass from Cooper Drews (Cifuentes kick)
UW-La Crosse* (11/30/24)	5-68	2:27	3	9:22	3-2	Braedon Ott 25-yard run (Pratt kick)
UW-La Crosse*	5-45	2:11	4	4:17	1-10	Jack Studer 17-yard pass from Kyle Haas (Pratt kick blocked)

SJU'S ALL-TIME POSTSEASON RESULTS

Date	Opponent	Location	Result	Round
1963				
Nov. 30	vs. Emporia State (Kan.)	Bloomington	W, 54-0	NAIA Semifinal
Dec. 14	vs. Prairie View A&M (Texas)	Sacramento, Calif.	W, 33-27	NAIA Championship
1965				
Nov. 27	vs. Fairmont State (W.Va.)	Bloomington	W, 28-7	NAIA Semifinal
Dec. 11	vs. Linfield (Ore.)	Augusta, Ga.	W, 33-0	NAIA Championship
1969				
Nov. 29	vs. Simpson (Iowa)	Excelsior Springs, Mo.	W, 21-0	Mineral Water Bowl
1976				
Nov. 20	at Augustana (Ill.)	Rock Island, Ill.	W, 46-7	NCAA Quarterfinal
Nov. 27	Buena Vista (Iowa)	Collegeville	W, 61-0	NCAA Semifinal
Dec. 4	vs. Towson State (Md.)	Phenix City, Ala.	W, 31-28	NCAA Championship
1977				
Nov. 19	Wabash (Ind.)	Collegeville	L, 9-20	NCAA Quarterfinal
1982				
Nov. 20	at Northwestern (Iowa)	Orange City, Iowa	L, 28-33	NAIA Quarterfinal
1985				
Nov. 23	at Occidental (Calif.)	Los Angeles, Calif.	L, 10-28	NCAA First Round
1987				
Nov. 21	at Gustavus Adolphus	St. Peter	W, 7-3	NCAA First Round
Nov. 28	at Central (Iowa)	Pella, Iowa	L, 3-13	NCAA Quarterfinal
1989				
Nov. 18	Simpson (Iowa)	Collegeville	W, 42-35	NCAA First Round
Nov. 25	at Central (Iowa)	Pella, Iowa	W, 27-24	NCAA Quarterfinal
Dec. 2	at Dayton (Ohio)	Dayton, Ohio	L, 0-28	NCAA Semifinal
1991				
Nov. 23	Coe (Iowa)	Collegeville	W, 75-2	NCAA First Round
Nov. 30	vs. UW-La Crosse	Metrodome	W, 29-10	NCAA Quarterfinal
Dec. 7	at Dayton (Ohio)	Dayton, Ohio	L, 7-19	NCAA Semifinal
1993				
Nov. 20	Coe (Iowa)	Collegeville	W, 32-14	NCAA First Round
Nov. 27	at UW-La Crosse	La Crosse, Wis.	W, 47-25	NCAA Quarterfinal
Dec. 4	at Mount Union (Ohio)	Alliance, Ohio	L, 8-56	NCAA Semifinal
1994				
Nov. 19	La Verne (Calif.)	Collegeville	W, 51-12	NCAA First Round
Nov. 26	Wartburg (Iowa)	Collegeville	W, 42-14	NCAA Quarterfinal
Dec. 3	Albion (Mich.)	Collegeville	L, 16-19	NCAA Semifinal
1996				
Nov. 23	vs. Simpson (Iowa)	Metrodome	W, 21-18	NCAA First Round
Nov. 30	at UW-La Crosse	La Crosse, Wis.	L, 30-37	NCAA Quarterfinal
1998				
Nov. 21	Pacific Lutheran (Wash.)	Collegeville	W, 33-20	NCAA First Round
Nov. 28	UW-Eau Claire	Collegeville	L, 7-10	NCAA Quarterfinal
1999				
Nov. 27	UW-Stevens Point	Collegeville	W, 23-10	NCAA First Round
Nov. 20	Central (Iowa)	Collegeville	W, 10-9	NCAA Second Round
Dec. 4	Pacific Lutheran (Wash.)	Collegeville	L, 9-19	NCAA Quarterfinal
2000				
Nov. 18	at UW-Stout	Menomonie, Wis.	W, 26-19	NCAA First Round
Nov. 25	at Pacific Lutheran (Wash.)	Tacoma, Wash.	W, 28-21 (OT)	NCAA Second Round
Dec. 2	at Central (Iowa)	Pella, Iowa	W, 21-18	NCAA Quarterfinal
Dec. 9	at Hardin-Simmons (Texas)	Ablene, Texas	W, 38-14	NCAA Semifinal
Dec. 16	vs. Mount Union (Ohio)	Salem, Va.	L, 7-10	NCAA Championship

Date	Opponent	Location	Result	Round
2001				
Nov. 17	St. Norbert (Wis.)	Collegeville	W, 27-20	NCAA First Round
Nov. 24	UW-Stevens Point	Collegeville	W, 9-7	NCAA Second Round
Dec. 1	vs. Pacific Lutheran (Wash.)	FargoDome	W, 31-6	NCAA Quarterfinal
Dec. 8	at Mount Union (Ohio)	Alliance, Ohio	L, 14-35	NCAA Semifinal
2002				
Nov. 23	Redlands (Calif.)	Collegeville	W, 31-24	NCAA First Round
Nov. 30	Coe (Iowa)	Collegeville	W, 45-14	NCAA Second Round
Dec. 7	at Linfield (Ore.)	McMinnville, Ore.	W, 21-14	NCAA Quarterfinal
Dec. 14	at Trinity (Texas)	San Antonio, Texas	L, 34-41	NCAA Semifinal
2003				
Nov. 29	St. Norbert (Wis.)	Collegeville	W, 38-13	NCAA Second Round
Dec. 6	Linfield (Ore.)	Collegeville	W, 31-25	NCAA Quarterfinal
Dec. 13	Rensselaer (N.Y.)	Collegeville	W, 38-10	NCAA Semifinal
Dec. 20	vs. Mount Union (Ohio)	Salem, Va.	W, 24-6	NCAA Championship
2005				
Nov. 19	Monmouth (Ill.)	Collegeville	W, 62-3	NCAA First Round
Nov. 26	at UW-Whitewater	Whitewater, Wis.	L, 7-34	NCAA Second Round
2006				
Nov. 18	at Central (Iowa)	Pella, Iowa	W, 21-13	NCAA First Round
Nov. 25	at Whitworth (Wash.)	Spokane, Wash.	W, 21-3	NCAA Second Round
Dec. 2	at UW-Whitewater	Whitewater, Wis.	L, 14-17	NCAA Quarterfinal
2007				
Nov. 17	Redlands (Calif.)	Collegeville	W, 41-13	NCAA First Round
Nov. 24	at Central (Iowa)	Pella, Iowa	L, 7-37	NCAA Second Round
2008				
Nov. 22	at UW-Whitewater	Whitewater, Wis.	L, 7-37	NCAA First Round
2009				
Nov. 21	Coe (Iowa)	Collegeville	L, 27-34	NCAA First Round
2014				
Nov. 22	St. Scholastica	Collegeville	W, 35-7	NCAA First Round
Nov. 29	at Wartburg (Iowa)	Waverly, Iowa	L, 10-21	NCAA Second Round
2015				
Nov. 21	Dubuque (Iowa)	Collegeville	W, 51-7	NCAA First Round
Nov. 28	at St. Thomas	St. Paul	L, 19-38	NCAA Second Round
2016				
Nov. 19	UW-Platteville	Collegeville	W, 32-31	NCAA First Round
Nov. 26	at UW-Oshkosh	Oshkosh, Wis.	L, 14-31	NCAA Second Round
2017				
Nov. 18	at North Central (Ill.)	Naperville, Ill.	L, 7-17	NCAA First Round
2018				
Nov. 17	Martin Luther	Collegeville	W, 84-6	NCAA First Round
Nov. 24	Whitworth (Wash.)	Collegeville	W, 45-24	NCAA Second Round
Dec. 1	at Mary Hardin-Baylor (Texas)	Belton, Texas	L, 18-21	NCAA Quarterfinal
2019				
Nov. 23	Aurora (Ill.)	Collegeville	W, 51-47	NCAA First Round
Nov. 30	at Chapman (Calif.)	Orange, Calif.	W, 55-26	NCAA Second Round
Dec. 7	at Wheaton (Ill.)	Wheaton, Ill.	W, 34-33	NCAA Quarterfinal
Dec. 14	at UW-Whitewater	Whitewater, Wis.	L, 32-35	NCAA Semifinal
2021				
Nov. 20	Lake Forest (Ill.)	Collegeville	W, 41-14	NCAA First Round
Nov. 27	Linfield (Ore.)	Collegeville	L, 28-31	NCAA Second Round
2022				
Nov. 19	Northwestern	Collegeville	W, 49-0	NCAA First Round
Nov. 26	Wartburg (Iowa)	Collegeville	L, 20-23	NCAA Second Round
2024				
Nov. 30	UW-La Crosse	Collegeville	W, 24-13	NCAA Second Round

2024 - TRACKING THE TURNOVERS

Takeaways (23)	Qtr.	SJU Result
INT - Carthage, Wis. (Linton)	2	TD
INT - Carthage, Wis. (Cisneros)	3	Downs
INT - Carthage, Wis. (Bjork)	4	End of Game
INT - Bethel (Hoyt)	1	TD
INT - Bethel (McMahon)	2	Punt
INT - Bethel (Gallagher)	4	FG
FUM - Bethel (Sanders)	4	TD
INT - Bethel (Hoyt)	4	End of Game
INT - Augsburg (St. Fleur)	1	TD
FUM - Augsburg (J. Akoh/Hetland)	2	TD
INT - Gustavus (Simonson)	3	Fumble
FUM - St. Scholastica (J. Akoh/Yaggie)	1	TD
FUM - St. Scholastica (Blakey/Potter)	2	TD
INT - St. Scholastica (Harren)	2	TD*
FUM - St. Scholastica (Bjork)	2	Punt
INT - St. Olaf (Hoyt)	1	TD
INT - St. Olaf (Yaggie)	3	TD*
FUM - Bethel (Molenaar)	1	FG
FUM - Bethel (Yaggie/J. Akoh)	3	TD
FUM - Bethel (Dahl)	4	TD
INT - Bethel (Simonson)	4	End of Game
INT - UW-La Crosse (Yaggie)	1	Punt
INT - UW-La Crosse (Dahl)	4	Punt
TOTAL: 23 takeaways for 89 points (14-for-23 scoring)		

Turnovers (13)	Qtr.	Opp. Result
FUM - Wartburg, Iowa (Alexander/Tyler)	4	Punt
FUM - Bethel (Jung/Richards)	2	INT
INT - Bethel (Jung)	3	TD*
INT - Bethel (Johnson)	4	INT
FUM - Augsburg (Marquez-Reagan Jr./Starr)	2	TD
INT - Concordia (Weber)	1	FG
FUM - Concordia (Musse/Sullivan)	3	Punt
FUM - Carleton (Reinke)	1	Punt
FUM - Carleton (Allen/H. Detmer)	2	End of Half
FUM - Gustavus (DeKam/Gratacos)	3	Downs
INT - St. Scholastica (Hutchinson)	4	Downs
INT - St. Olaf (Short)	2	End of Half
INT - St. Olaf (Thomas)	4	Punt
TOTAL: 13 turnovers for 17 points (3-for-13 scoring)		

*the turnover was returned for a touchdown

Scoring Off Turnovers (+72, 89/17)

2024 - EXPLOSIVE PLAYS (20+ YARDS)

Player	No.	TD	R	P	KR	PR	IR	FR
Marselio Mendez	38	8	--	25	9	4	--	--
Dylan Wheeler	15	9	--	15	--	--	--	--
Joey Gendreau	11	2	--	11	--	--	--	--
Riley Schwellenbach	6	1	--	6	--	--	--	--
Owen Amrhein	5	1	--	5	--	--	--	--
Corey Bohmert	5	2	3	2	--	--	--	--
Caden Wheeler	5	--	3	2	--	--	--	--
Will Blakey	2	--	2	--	--	--	--	--
Thomas Jacobs	2	--	--	2	--	--	--	--
Joey Moberg	2	--	--	1	1	--	--	--
Jack Bjork	1	--	--	--	--	--	1	--
Quinn Christoffersen	1	--	1	--	--	--	--	--
Alex Harren	1	1	--	--	--	--	1	--
Westin Hoyt	1	--	--	--	--	--	1	--
Charlie King	1	--	--	1	--	--	--	--
Blake Simonson	1	--	--	--	--	--	1	--
Aaron Syverson	1	1	1	--	--	--	--	--
Takhi Vaughn	1	--	1	--	--	--	--	--
Cooper Yaggie	1	1	--	--	--	--	1	--

TOTAL: 100 (26 TD)

Rushing: 11 (2 TD)

Passing: 70 (22 TD)

Kickoff Returns: 10 (0 TD)

Punt Returns: 4 (0 TD)

Interception Returns: 5 (2 TD)

Blocked Kick/Fumble Returns: 0 (0 TD)

2024 - LONGEST PLAYS OF THE YEAR

Rush: 69, Corey Bohmert at Carleton (Oct. 19)

Pass Reception: 76, Joey Gendreau vs. Gustavus (Oct. 26)/Dylan Wheeler at Concordia (Oct. 12)

Kickoff Return: 33, Marselio Mendez vs. Wartburg, Iowa (Sept. 14)

Punt Return: 38, Marselio Mendez at St. Scholastica (Nov. 2)

Interception Return: 56, Jack Bjork vs. Carthage, Wis. (Sept. 7)

Blocked Kick/Fumble Return: N/A


Punt: 52, Spencer Ell at Bethel (Sept. 28)

Field Goal: 41, Conor Murphy vs. UW-La Crosse (Nov. 30)

When Saint John's Has the Ball


Saint John's Offense

WR	1	Marselio Mendez, Sr. (5-9, 165)
WR	4	Riley Schwellenbach, So. (5-9, 160)
LT	79	Tommy Hessburg, Sr. (6-5, 310)
LG	50	Nick McKenzie, Sr. (6-1, 280)
C	72	Charlie Folkens, Sr. (6-3, 290)
RG	78	Michael Bougie, So. (6-5, 300)
RT	54	Grant Peroutka, Sr. (6-1, 280)
TE	0	Joey Gendreau, Jr. (6-3, 230)
WR	2	Dylan Wheeler, Jr. (6-2, 190)
QB	6	Aaron Syverson, Sr. (6-0, 195)
RB	33	Will Blakey, So. (6-0, 200)



Susquehanna Defense

DE	0	Jake Schultes, Gr. (6-3, 230)
NG	98	Brandon Shipley, Jr. (6-4, 295)
DT	93	Brian Layton, Jr. (6-0, 250)
LB	9	Shane Quast, Sr. (6-2, 230)
LB	4	Drew Robinson, Gr. (5-9, 200)
LB	8	Garrett Carter, Sr. (6-2, 240)
LB	18	Jesse Ruisch, Jr. (6-2, 210)
CB	7	Steven Williams III, Sr. (6-1, 200)
SS	15	Dominic Winn, Jr. (6-0, 196)
FS	2	Andrew Wells, Sr. (5-11, 175)
CB	6	Le'trey Bond, Sr. (5-9, 170)




Saint John's Special Teams

K	12	Conor Murphy, Sr. (5-10, 180)
P	18	Spencer Ell, Sr. (5-11, 185)
LS	44	Andrew Molenaar, Jr. (6-0, 230)
SS	2	Nolan Dumonceaux, Fr. (6-0, 180)
H	18	Spencer Ell, Sr. (5-11, 185)
KR	1	Marselio Mendez, Sr. (5-9, 165)
PR	1	Marselio Mendez, Sr. (5-9, 175)

When Susquehanna Has the Ball

Susquehanna Offense

WR	5	Kyle Howes, Sr. (6-0, 175)
LT	53	Nick Gonzalez, Gr. (6-3, 285)
LG	55	Mark McFadden, Sr. (6-2, 275)
C	70	Eli Kantor, Sr. (6-0, 270)
RG	77	Josh Hill, So. (6-2, 285)
RT	63	Hunter Shimko, Gr. (6-3, 286)
TE	84	Rowen Hershey, Sr. (6-2, 225)
WR	1	Chris Bookter, Gr. (6-2, 185)
WR	19	Hunter Morgenroth, Jr. (5-11, 155)
QB	14	Josh Ehrlich, Jr. (6-1, 195)
RB	28	Rahshan La Mons, Fr. (5-8, 180)



Saint John's Defense

DE	1	Joe Akoh, Sr. (6-4, 240)
DT	97	Zach Frank, Sr. (6-3, 270)
DT	90	Landon Gallagher, Sr. (6-2, 250)
DE	32	Jake Schwinghammer, Sr. (6-0, 215)
LB	3	Cooper Yaggie, Sr. (6-0, 210)
LB	23	Aiden McMahon, So. (6-1, 220)
LB	43	Hayden Sanders, Sr. (6-0, 220)
CB	16	Blake Simonson, Jr. (5-11, 175)
S	11	Noah Arneson, Jr. (6-0, 195)
S	33	Jack St. Fleur, Jr. (6-0, 210)
CB	9	Westin Hoyt, Fr. (6-1, 190)



Susquehanna Special Teams

K	92	Dominic Bourgeois, So. (5-10, 190)
P	16	Christian Colasurdo, Sr. (5-10, 175)
H	13	Tommy Wright, So. (6-3, 205)
LS	99	P.J. Pollock Jr., Jr. (6-2, 220)
KR	5	Kyle Howes, Jr. (6-0, 175)
	15	Dominic Winn, Jr. (6-0, 196)
PR	5	Kyle Howes, Jr. (6-0, 175)
	15	Dominic Winn, Jr. (6-0, 196)