

# JOHNNIE FOOTBALL

## OFFICIAL 2024 SAINT JOHN'S UNIVERSITY FOOTBALL GAME INFORMATION

4-Time National Champions • 1963, 1965, 1976, 2003

36 MIAC Titles • 32 Postseason Appearances

No. 3/4 SAINT JOHN'S UNIVERSITY (9-0 OVERALL, 7-0 MIAC, 4-0 NORTHWOODS)

vs. No. 24 BETHEL UNIVERSITY (8-1 OVERALL, 6-1 MIAC, 4-0 SKYLINE)

Saturday, November 16, 2024; Noon | Clemens Stadium (cap. 8,500); Collegeville, Minn.



**Nickname:** Royals

**Location:** Arden Hills, Minn.

**Founded:** 1869

**Enrollment:** 2,090

**School Colors:** Blue and Gold

**Conference:** Minnesota Intercollegiate Athletic (MIAC)

**President:** Ross Allen

**Athletic Director:** Greg Peterson

**Home Field (Capacity):** Royal Stadium (3,500)

**Head Coach:** Mike McElroy

**Bethel Record:** 8-1 (First Season)

**Overall Record:** 8-1 (First Season)

**Record vs. Saint John's:** 0-1



**Nickname:** Johnnies

**Location:** Collegeville, Minn.

**Founded:** 1857

**Enrollment:** 1,528

**School Colors:** Cardinal and Blue

**Conference:** Minnesota Intercollegiate Athletic (MIAC)

**President:** Dr. Brian Bruess

**Athletic Director:** Bob Alpers '82

**Home Field (Capacity):** Clemens Stadium (8,500)

**Head Coach:** Gary Fasching '81

**SJU Record:** 108-19 (12th season)

**Overall Record:** 108-19 (12th season)

**Record vs. Bethel:** 11-2

## SATURDAY'S MATCHUP

Saint John's outgained St. Olaf 607-180 and senior quarterback **Aaron Syverson** became the all-time leading passer in program and MIAC history in a 55-6 win last Saturday (Nov. 9) in Collegeville. Syverson finished 25 of 28 passing for 438 yards and six touchdowns in the victory. Senior **Marselio Mendez** and junior **Dylan Wheeler** each finished with three touchdown catches. Mendez finished with nine catches for 180 yards – including scoring grabs of 5, 51 and 4 yards. Wheeler added seven catches for 158 yard – including touchdown receptions of 21, 10 and 65 yards. Bethel, meanwhile, posted a 446-243 advantage in yards of total offense and safety Matt Jung returned two interceptions for touchdowns in a 49-16 win at Concordia. Quarterback Cooper Drews passed for 372 yards and three touchdowns and his favorite target - wideout Joey Kidder - caught 10 passes for 153 yards but did not score. Micah Niewald added six receptions for 132 yards and a touchdown.

## THE JOHNNIE RADIO NETWORK

Saturday's game can be heard live on WBHR-660 AM and 95.7 FM across central Minnesota, and KDIZ-1570 AM in the Twin Cities. Mark Lewandowski, Bryan Backes and Mike Carr will call all the action, beginning with Johnnies Magazine at 10 a.m. and the pre-game show at 10:30 a.m. The game will also be broadcast on the SJU football website via 660wbhr.com. This is the 27th season SJU football can be heard worldwide over the internet.



-Football Weekly at 7 p.m. Thursday, Nov. 14, on 1010-AM/101.1 FM (due to SJU Hockey): SJU defensive coordinator **Brandon Novak** '01 and junior wide receiver **Dylan Wheeler** (St. Paul, Minn./Mounds View).

-Johnnies Magazine at 10 a.m. Saturday, Nov. 16: senior hockey captain **Matt DeRosa** (Alpharetta, Ga.) and SJU wrestling head coach **Kevin Schiltz**.

## DOWNLOAD THE GO JOHNNIES APP

In August 2021, the Saint John's athletic department launched the Go Johnnies App, which is compatible with both iOS and Android devices. To download the app, visit the Apple App Store or Google Play, or search "Go Johnnies" in your device's app store. The app provides Johnnie fans easy access to features that include customizable push notifications for each of SJU's 11 varsity sports; the ability to purchase digital tickets for home SJU football and basketball games; access to the Go Johnnies Network's live video streams, live stats and WBHR-660 AM The Bear's radio broadcasts; and official rosters, stats and schedules. The Go Johnnies App is presented by Kensington Bank and is a collaboration between SJU's athletic media relations and sports marketing departments, and From Now On, a fan-engagement software and analytics company (FanX).

## MEDIA CONTACTS

• Saint John's - Ryan Klinkner, Athletic Media Relations Director

320-363-3127, [rklinkner@csbsju.edu](mailto:rklinkner@csbsju.edu)

Website: [gojohnnies.com](http://gojohnnies.com) | Twitter: @SJUJohnnies | Instagram: @johnnieathletics

• Bethel - Austin Lagesse, Director of Athletic Communications

651-635-8537, [austin-lagesse@bethel.edu](mailto:austin-lagesse@bethel.edu)

Website: [athletics.bethel.edu](http://athletics.bethel.edu) | Twitter: @BethelRoyals | Instagram: @bethelroyals

## 2024 STATISTICAL COMPARISONS

Bethel (NCAA/MIAC)		Saint John's (NCAA/MIAC)
52.2 (5th/1st)	Scoring Offense	46.6 (14th/2nd)
12.1 (19th/2nd)	Scoring Defense	10.8 (11th/1st)
482.0 (15th/2nd)	Total Offense	524.9 (6th/1st)
194.6 (3rd/1st)	Total Defense	240.4 (18th/2nd)
28:04	Avg. Time of Possession	33:02
PASSING		
306.4 (12th/2nd)	Passing Offense	369.0 (1st/1st)
172.1 (50th/1st)	Passing Defense	198.9 (111th/3rd)
34	Passing TD's	39
10	Passing TD's Allowed	10
176.8 (18th/2nd)	Pass Efficiency	188.3 (5th/1st)
103.5 (20th/1st)	Pass-Efficiency Defense	115.0 (50th/3rd)
RUSHING		
175.6 (56th/1st)	Rushing Offense	155.9 (93rd/2nd)
22.4 (1st/1st)	Rushing Defense	41.6 (4th/2nd)
26	Rushing TD's	18
4	Rushing TD's Allowed	3
DEFENSE		
37	Sacks (Total)	39
87	Tackles For Loss (Total)	67
SPECIAL TEAMS		
24 (40.4)	Punts (Avg.)	18 (40.1)
24 (22.1)	Kick Returns (Avg.)	18 (18.8)
28 (14.0)	Punt Returns (Avg.)	20 (8.9)
44.7	Kickoff Coverage (Net Avg.)	40.9
TURNOVERS		
+13 (27/14)	Turnover Margin	+4 (17/13)
18	Interceptions	12
8	Interceptions Thrown	6
9	Fumbles Gained (Defensive)	5
6	Fumbles Lost	7
MISCELLANEOUS		
93.8% (45-48)	Red-Zone Offense	84.9% (45-53)
80.8% (16-20)	Red-Zone Defense	50.0% (9-18)
48.8% (60-123)	3rd-Down Offense	53.1% (51-96)
25.8% (33-128)	3rd-Down Defense	30.0% (36-120)
4,236 (5 games)	Avg. Home Attendance	9,446 (5 games)

## 2024 RESULTS/SCHEDULES

**Saint John's (9-0, 7-0 MIAC, 4-0 Northwoods)**

Sept. 7	CARTHAGE, Wis.	W, 49-0
Sept. 14	WARTBURG, Iowa	W, 35-13
Sept. 28	at Bethel*	W, 45-20
Oct. 5	AUGSBURG* (Homecoming)	W, 45-20
Oct. 12	at Concordia*	W, 38-31
Oct. 19	at Carleton*^	W, 48-7
Oct. 26	GUSTAVUS ADOLPHUS*^	W, 34-0
Nov. 2	at St. Scholastica*^	W, 70-0
Nov. 9	ST. OLAF*^	W, 55-6
Nov. 16	BETHEL* (MIAC Championship)	12 p.m.

\*denotes an MIAC game, ^denotes a Northwoods Division game

**Bethel (8-1, 6-1 MIAC, 4-0 Skyline)**

Sept. 14	at Northwestern, Minn.	W, 49-3
Sept. 21	UW-EAU CLAIRE	W, 51-30
Sept. 28	SAINT JOHN'S*	L, 20-45
Oct. 5	at Gustavus Adolphus*	W, 43-0
Oct. 12	MACALESTER*^	W, 59-0
Oct. 19	AUGSBURG*^	W, 73-8
Oct. 26	at Hamline*^	W, 70-0
Nov. 2	CARLETON*	W, 56-7
Nov. 9	at Concordia*^	W, 49-16
Nov. 16	at Saint John's* (MIAC Championship)	12 p.m.

\*denotes an MIAC game, ^denotes a Skyline Division game

## Saint John's Football History

\*thru Nov. 9

<b>First Season</b>	1900 (113th season)
<b>All-Time Record</b>	690-257-24 (.723)
<b>All-Time MIAC Record</b>	501-181-22 (.727)
<b>All-Time Home Record</b>	367-101-13 (.777)
<b>All-Time Postseason Record</b>	49-27 (.645)
<b>NCAA Postseason Record</b>	44-26 (.629)
<b>All-Americans</b>	149
<b>Academic All-Americans</b>	35
<b>All-MIAC First-Team Selections</b>	458

### 4 National Championships

1963 (NAIA), 1965 (NAIA), 1976, 2003

### 36 MIAC Championships

1932, 1935, 1936, 1938, 1953, 1962, 1963, 1965, 1971, 1974, 1975, 1976, 1977, 1979, 1982, 1985, 1989, 1991, 1993, 1994, 1995, 1996, 1998, 1999, 2001, 2002, 2003, 2005, 2006, 2008, 2009, 2014, 2018, 2019, 2021, 2022

### 32 Postseason Appearances

1963, 1965, 1969, 1976, 1977, 1982, 1985, 1987, 1989, 1991, 1993, 1994, 1996, 1998, 1999, 2000, 2001, 2002, 2003, 2005, 2006, 2007, 2008, 2009, 2014, 2015, 2016, 2017, 2018, 2019, 2021, 2022

### 28 NCAA Division III Playoff Appearances

1976, 1977, 1985, 1987, 1989, 1991, 1993, 1994, 1996, 1998, 1999, 2000, 2001, 2002, 2003, 2005, 2006, 2007, 2008, 2009, 2014, 2015, 2016, 2017, 2018, 2019, 2021, 2022

### 10 Undefeated Seasons

1901, 1905, 1932, 1935, 1944, 1962, 1963, 1965, 1976, 2003

### 25 Seasons of 10+ Wins

1963, 1965, 1976, 1989, 1991, 1993, 1994, 1996, 1998, 1999, 2000, 2001, 2002, 2003, 2005, 2006, 2007, 2009, 2014, 2015, 2016, 2018, 2019, 2021, 2022

### 20 Seasons of Leading Division III Attendance (Game Avg.)

1988, 1993, 1995, 1996, 1998, 2001, 2002, 2003, 2004, 2005, 2006, 2007, 2008, 2009, 2010, 2012, 2013, 2014, 2015, 2016

## CLEMENS STADIUM

<b>Surface</b>	SprinTurf (Artificial Grass)
<b>Capacity</b>	8,500
<b>Opening Date</b>	Saint John's Field (1908) Clemens Stadium (1997)
<b>Last Turf Renovation</b>	2022, 2012 Installed in 2002
<b>All-Time Record</b>	361-97-13 (.780)

### Largest Crowds

Date	Opponent	Att.	Result
Sept. 26, 2015	St. Thomas	17,327	L, 14-35
Oct. 13, 2018	St. Thomas	16,922	W, 40-20
Sept. 24, 2016	St. Thomas	16,514	L, 21-33
Oct. 2, 2010	St. Thomas	16,421	L, 26-27 (OT)
Sept. 15, 2012	St. Thomas	14,286	L, 21-43
Oct. 22, 2022	Gustavus	13,161	W, 41-27
Nov. 8, 2003	Bethel	13,107	W, 29-26
Oct. 17, 2009	St. Thomas	12,903	W, 20-17 (OT)
Sept. 3, 2022	UW-Whitewater	12,462	W, 24-10
Oct. 6, 2007	St. Olaf	12,339	W, 30-29

## ANOTHER MIAC, SJU RECORD FOR SYVERSON



Senior quarterback **Aaron Syverson** (left, Minnetonka, Minn.) became the all-time leading passer in program and MIAC history in a 55-6 win last Saturday (Nov. 9) in Collegeville. Syverson finished 25 of 28 passing for 438 yards and six touchdowns in the victory. He is now the MIAC's all-time leading passer, both overall (11,646) and in conference play (8,876), and also holds the league record for 300-yard passing games (15), passing touchdowns (104), multi-passing-touchdown games (26) and pass attempts (952) in conference play. He is currently tied with Augsburg's Jordan Berg (2006-08) for the most 400-yard passing games in conference play with five and is second in MIAC history (conference games only) in passing touchdowns (134) and pass completions (660). His 37 passing touchdowns last season in conference play broke the MIAC's single-season record of 33 set by Gustavus Adolphus' Michael Veldman in 2019 and just fell short of the single-season record for passing yards per game - 362.6 set by Augsburg's Jordan Berg in 2007 - with a 361.8 average in league play.

### All-Time Pass Completions - MIAC (MIAC Games Only)

Rk.	Comp.	Name	School	Years
1.	665	Jordan Berg	Augsburg	2006-08
2.	660	Aaron Syverson	Saint John's	2021-current

### All-Time 400-Yard Passing Games - MIAC (MIAC Games Only)

Rk.	Gms.	Name	School	Years
1.	5	Aaron Syverson	Saint John's	2021-current
	5	Jordan Berg	Augsburg	2006-08

## IN THE SJU RECORD BOOK

In SJU's record book, senior quarterback **Aaron Syverson** is also the program leader in pass completions (887) and 300-yard passing games (17). He takes the field Saturday second in SJU history in pass attempts (1,289), passing touchdowns (134) and total offense (11,793), and third in wins as a starting quarterback (34-4 record). A Gagliardi Trophy semifinalist and D3football.com All-Region 6 honoree in 2023, Syverson is also third in school history in pass-efficiency rating (174.5) and wins as a starting quarterback (34). He set SJU single-game records for completions (44), pass attempts (60) and passing yards (498) last Oct. 7 (2023) vs. Concordia and tied a single-game record with seven passing touchdowns three weeks later (Oct. 28, 2023) vs. St. Scholastica.

### All-Time SJU Pass Attempts

Rk.	Att.	Name	Years	Att./Game
1.	1,368	Alex Kofoed	2004-07	29.74
2.	1,289	Aaron Syverson	2021-current	34.08

### All-Time Passing Touchdowns

Rk.	TDs	Name	School	Years
1.	139	Jackson Erdmann	Saint John's	2016-19
2.	134	Aaron Syverson	Saint John's	2021-current

### All-Time SJU Quarterback Wins

Rk.	Wins	Name (Record)	Years
1.	38	Alex Kofoed (38-7)	2004-07
2.	37	Jackson Erdmann (37-7)	2016-19
3.	34	Aaron Syverson (34-4)	2021-current

### All-Time SJU Yards of Total Offense

Rk.	Yds.	Name	Years
1.	11,976	Jackson Erdmann	2016-19
2.	11,793	Aaron Syverson	2021-current

## A - NOON - START ON SATURDAY

The conference recently moved this Saturday's (Nov. 16) games - MIAC Championship Week - to **noon** kickoffs (from 1 p.m.). Since the NCAA Championships were moved back by one week a few years ago, combined with sundown occurring around 4:45 p.m., an earlier kickoff will provide more time to complete games without the risk of playing in darkness or facing late-fall weather challenges. Additionally, this start time aligns with the NCAA Championships' noon kickoff, a standard the conference often aims to replicate when possible. Nov. 16 is the latest possible date for the final regular-season game. The change is only for the final 2024 game of the regular season, as coaches will discuss game times during their annual business meeting.

SERIES HISTORY

Saturday's game is the 48th meeting between Saint John's and Bethel going back to 1978. The Johnnies are 37-10 all-time against the Royals, including a 21-3 record in Collegeville. SJU won the first 20 meetings in the series before BU won nine of the next 15 from 1999-2013. The Royals' 28-24 home win over SJU on Sept. 24, 2022, snapped the Johnnies' eight-game win streak in the series. The Johnnies defeated Bethel in the MIAC's first two championship games in 2021 (29-28 in Arden Hills) and 2022 (28-10 in Collegeville).

SERIES NOTES

**Series Record:** SJU leads, 37-10 (Current Streak: SJU, 3)  
**at Saint John's:** SJU leads, 21-3 (Current Streak: SJU, 6)  
**at Bethel:** SJU leads, 15-7 (Current Streak: SJU, 1)  
**Neutral:** SJU leads, 1-0 (Current Streak: SJU, 1)  
**Last Saint John's Win:** Sept. 28, 2024 (45-20)  
**Last Bethel Win:** Sept. 24, 2022 (28-24)  
**Largest Margin of a Saint John's Victory:** 65 (1993)  
**Largest Margin of a Bethel Victory:** 21 (2011, 2013)

SERIES' TOP PERFORMANCES (BY YARDAGE)

**Rushing:** SJU, Matt Malmberg, 29-157-2 TD (Sept. 17, 1994)  
BU, Mike Johnson, 33-190-0 TD (Oct. 27, 2001)  
**Passing:** SJU, Aaron Syverson, 28-38-362-3 TD (Sept. 28, 2024)  
BU, Scott Kirchoff, 29-49-333-1 TD (Oct. 28, 2000)  
**Receiving:** SJU, Ravi Alston, 9-188-1 TD (Oct. 12, 2019)  
BU, Eric Carlson, 7-208-1 TD (Sept. 20, 1986)

SCOUTING THE ROYALS

Bethel finished 8-3 (7-1 MIAC), won its sixth MIAC championship and made its third-straight NCAA Playoff appearance (12th overall) in 2023. The Royals returned nine starters on defense, including a pair of D3football.com preseason All-Americans in sophomore safety Matt Jung and junior cornerback Devin Williams. Jung finished second in Division III with seven interceptions last fall, the most by a Royal since 2007, and has eight this season. Senior linebacker Caden DeWall has 17 tackles for loss, including 13 sacks, through nine games. Senior wide receivers Joey Kidder (76 catches for 984 yards and 15 touchdowns) and Micah Niewald (71 catches for 810 yards and eight touchdowns) are the main targets for sophomore quarterback Cooper Drews, a transfer from Saint John's, who has passed for 2,541 yards and 33 touchdowns this season. Drews is second in NCAA Division III, behind SJU's Aaron Syverson, in completion percentage (.760) and is fifth in completions per game (24.3). Senior running back Aaron Ellingson has 14 rushing touchdowns and 592 yards on 106 carries. Mike McElroy is in his first year as head coach of the Royals following seven seasons as the team's defensive coordinator.

STRIVING FOR NO. 37

The Johnnies' 28-10 win over Bethel in the 2022 MIAC Championship game clinched the program's MIAC-record 36th conference title - its fourth in a row - and the conference's automatic bid to the NCAA Division III Playoffs.

MIAC Titles, Won or Shared (since 1920)		
School	No.	Last Title
Saint John's	36	2022
Gustavus	22	1987
St. Thomas*	21	2019
Concordia	18	2004
Bethel	6	2023
St. Olaf	6	1979
Hamline	5	1988
Minnesota-Duluth*	3	1973
Augsburg	2	1997
Carleton	2	1992
Macalester	2	1947
Saint Mary's%	1	1928
St. Scholastica	0	-----

\*no longer a member of the MIAC  
%no longer competes in MIAC football

All-Time Series vs. Bethel

Year	Result	Date	Location
1978	SJU, 19-17	Sept. 30	Arden Hills
1979	SJU, 45-32	Sept. 29	Collegeville
1980	SJU, 42-10	Oct. 11	Collegeville
1981	SJU, 17-6	Oct. 17	Arden Hills
1982	SJU, 49-21	Nov. 13	Arden Hills
1983	SJU, 16-0	Nov. 12	Collegeville
1984	SJU, 42-0	Sept. 15	Arden Hills
1985	SJU, 20-13	Sept. 14	Collegeville
1986	SJU, 41-7	Oct. 4	Collegeville
1987	SJU, 62-9	Oct. 3	Arden Hills
1988	SJU, 42-7	Oct. 8	Collegeville
1989	SJU, 9-7	Oct. 7	Arden Hills
1990	SJU, 20-0	Nov. 3	Collegeville
1992	SJU, 34-12	Oct. 17	Collegeville
1993	SJU, 77-12	Oct. 16	Arden Hills
1994	SJU, 48-20	Sept. 17	Collegeville
1995	SJU, 49-14	Sept. 16	Arden Hills
1996	SJU, 52-8	Nov. 2	Collegeville
1997	SJU, 17-14	Nov. 1	Arden Hills
1998	SJU, 19-3	Oct. 10	Collegeville
1999	BU, 24-20	Oct. 9	Arden Hills
2000	BU, 43-36	Oct. 28	Arden Hills
2001	SJU, 34-0	Oct. 27	Collegeville
2002	SJU, 31-26	Nov. 8	Metrodome
2003	SJU, 29-26	Nov. 8	Collegeville
2004	SJU, 37-0	Oct. 9	Collegeville
2005	SJU, 30-9	Oct. 8	Arden Hills
2006	BU, 28-13	Nov. 11	Collegeville
2007	BU, 17-14	Nov. 10	Arden Hills
2008	BU, 14-9	Oct. 4	Arden Hills
2009	SJU, 16-14	Oct. 3	Collegeville
2010	BU, 17-14	Oct. 2	Arden Hills
2011	BU, 41-20	Oct. 8	Collegeville
2012	BU, 27-22	Nov. 10	Arden Hills
2013	BU, 28-7	Nov. 16	Collegeville
2014	SJU, 31-8	Nov. 8	Collegeville
2015	SJU, 21-0	Nov. 7	Arden Hills
2016	SJU, 42-27	Oct. 1	Arden Hills
2017	SJU, 21-13	Sept. 30	Collegeville
2018	SJU, 34-16	Oct. 6	Arden Hills
2019	SJU, 19-0	Oct. 12	Collegeville
2021	SJU, 31-25	Sept. 25	Collegeville
2021*	SJU, 29-28	Nov. 13	Arden Hills
2022	BU, 28-24	Sept. 24	Arden Hills
2022*	SJU, 28-10	Nov. 12	Collegeville
2023	SJU, 27-7	Sept. 23	Collegeville
2024	SJU, 45-20	Sept. 28	Arden Hills

\*MIAC Championship game

NCAA DIVISION III'S LEADERS

Saint John's enters the MIAC championship game as the NCAA Division III leader in both passing offense (369.0 ypg.) and sacks (4.33 spg.); second in fourth-down defense (.150/3-for-19); third in red-zone defense (.500/9-for-18); fourth in both completion percentage (.736) and run defense (44.6 ypg.); fifth in passing efficiency (188.3); sixth in total offense (524.4 ypg.); seventh in first downs (236); 10th in net punting (39.1 ypp.); 11th in scoring defense (10.8 ppg.); 12th in third-down conversions (.531/51-for-96); and 14th in scoring offense (46.6 ppg.). Individually, senior quarterback Aaron Syverson leads Division III in completion percentage (.770) and passing yards per game (348.9); is second in completions per game (26.1), points responsible for per game (26.0) and total offense (351.8 ypg.); third in passing touchdowns (38); fourth in passing efficiency (202.0); and 10th in yards per pass attempt (10.3). The completion percentage is second across all divisions of NCAA football – behind North Dakota State's Cam Miller (.776) – and the passing yards per game are fourth.

DEFENSE STEPPING UP

The Saint John's defense has allowed a total of 13 points and 180 yards of offense or less to each of its last four opponents: 146 at Carleton, 126 vs. Gustavus Adolphus, 132 at St. Scholastica and 180 vs. St. Olaf. The Johnnies totaled 33 tackles for loss, including 16 sacks, and forced 28 three-and-outs (out of 54 possessions) in the four wins.

Team	Att. -Yds.	Comp. -Att.Yds.	Plays-Yds.
at Carleton	15-(-6)	18-30-152	45-146
Gustavus	38-61	8-20-65	58-126
at St. Scholastica	29-33	12-30-99	59-132
St. Olaf	18-2	24-40-178	58-180



# SJU HEAD COACH **GARY FASCHING**



## THE FASCHING FILE

<b>Born</b>	Sept. 30, 1958
<b>Hometown</b>	Winsted, Minn.
<b>High School</b>	Holy Trinity, 1977
<b>Wife</b>	Cindy
<b>Children</b>	daughters, Laura and Megan sons, Jeff, Ryan and Scott
<b>Degrees</b>	Social Science; Saint John's, 1981 Sports Management; St. Cloud State, 2000

## DURING FASCHING'S TENURE ON STAFF


<b>All-Americans</b>	<b>77</b> (74 football, 3 track & field)
<b>Academic All-Americans</b>	<b>26</b>
<b>All-MIAC First-Team Selections</b>	<b>205</b>
<b>MIAC Championships</b>	<b>15</b>
	1996, 1998, 1999, 2001, 2002, 2003, 2005, 2006, 2008, 2009, 2014, 2018, 2019, 2021, 2022
<b>Postseason Appearances</b>	<b>20</b>
	1996, 1998, 1999, 2000, 2001, 2002, 2003, 2005, 2006, 2007, 2008, 2009, 2014, 2015, 2016, 2017, 2018, 2019, 2021, 2022

## ASSISTANTS/SUPPORT STAFF

<b>Defensive Coordinator/Defensive Backs</b>	<b>Brandon Novak</b>
Alma Mater, Year (Season)	Saint John's, 2001 (25th)
<b>Offensive Coordinator/Receivers</b>	<b>Kole Heckendorf</b>
Alma Mater, Year (Season)	North Dakota State, 2008 (12th)
<b>Recruiting Coordinator/Defensive Line</b>	<b>Damien Dumonceaux</b>
Alma Mater, Year (Season)	Saint John's, 2005 (19th)
<b>Running Backs</b>	<b>Josh Bungum</b>
Alma Mater, Year (Season)	Saint John's, 2016 (9th)
<b>Offensive Line (Volunteer)</b>	<b>Mike Magnuson</b>
Alma Mater, Year (Season)	Saint John's, 1990 (9th)
<b>Offensive Line</b>	<b>Ben Eli</b>
Alma Mater, Year (Season)	Saint John's, 2016 (8th)
<b>Kickers (Volunteer)</b>	<b>Alexi Johnson</b>
Alma Mater, Year (Season)	Saint John's, 2017 (7th)
<b>Defense (Volunteer)</b>	<b>Andy Auger</b>
Alma Mater, Year (Season)	Saint John's, 1995 (6th)
<b>Defense/Diversity &amp; Student Success</b>	<b>Max Jackson</b>
Alma Mater, Year (Season)	Saint John's, 2019 (4th)
<b>Defensive Line</b>	<b>Collin Franz</b>
Alma Mater, Year (Season)	Saint John's, 2021 (3rd)
<b>Linebackers (Volunteer)</b>	<b>Tom Wicka</b>
Alma Mater, Year (Season)	Saint John's, 1990 (3rd)
<b>Quarterbacks</b>	<b>Graydon Kulick</b>
Alma Mater, Year (Season)	Saint John's, 2021 (2nd)
<b>Tight Ends</b>	<b>Alex Larson</b>
Alma Mater, Year (Season)	Saint John's, 2023 (1st)
<b>Strength &amp; Conditioning</b>	<b>Justin Rost</b>
Alma Mater, Year (Season)	Northwestern (Iowa), 2011 (12th)
<b>Equipment Manager</b>	<b>Kevin Schiltz</b>
Alma Mater, Year (Season)	Augsburg, 1993 (21st)
<b>Assistant Equipment Manager</b>	<b>Jim Platten</b>
Alma Mater, Year (Season)	Saint John's, 1974 (26th)
<b>Athletic Trainer</b>	<b>Scott Bierscheid</b>
Alma Mater, Year (Season)	MSU-Mankato, 1992 (29th)
<b>Athletic Media Relations Director</b>	<b>Ryan Klinkner</b>
Alma Mater, Year (Season)	Saint John's, 2004 (19th)

## FOLLOWING THE LEGEND

A 1981 SJU graduate, Fasching became the 16th head coach in the 102-year history of Saint John's University football following the 2012 season. He succeeded John Gagliardi, who announced his retirement following 60 seasons at SJU, after serving 17 seasons as an assistant football coach and recruiting coordinator at SJU. Fasching was a three-year starter for Gagliardi and the Johnnies at linebacker during the 1978 and 1980-81 seasons. A knee injury held him out of the 1979 season.



## AS AN ASSISTANT

The Johnnies posted a 164-39 record (120-22 MIAC) with 10 conference titles and 12 postseason appearances (22-11 playoff record), including the 2003 national championship, 2000 national runner-up performance and four national semifinal games during his tenure as an assistant coach. He also coached SJU's throwers as an assistant track and field coach from 1996-2011.

## AT ST. CLOUD CATHEDRAL

Prior to joining the Johnnies' coaching staff, Fasching served as the head football coach at St. Cloud Cathedral High School from 1986-95, where he led the Crusaders to the State Class B title in 1992 and 1993.

## HALL OF FAMER & COACH OF THE YEAR

Fasching was inducted into the Minnesota Football Coaches Association Hall of Fame in April 2022 and St. Cloud Cathedral's Athletic Hall of Fame in February 2022. He is a six-time MIAC Coach of the Year: 2014, 2017, 2018, 2019, 2021 and 2022.

## FASCHING'S COACHING RECORD

Year	School	Position	Record	Notes
1982	St. Cloud Cathedral	Defensive Coordinator	6-3	
1983	St. Cloud Cathedral	Defensive Coordinator	3-6	
1984	St. Cloud Cathedral	Defensive Coordinator	5-4	
1985	St. Cloud Cathedral	Defensive Coordinator	6-4	
			<b>20-17 (.541)</b>	
1986	St. Cloud Cathedral	Head Coach	4-5	
1987	St. Cloud Cathedral	Head Coach	2-6	
1988	St. Cloud Cathedral	Head Coach	7-3	
1989	St. Cloud Cathedral	Head Coach	6-5	
1990	St. Cloud Cathedral	Head Coach	2-7	
1991	St. Cloud Cathedral	Head Coach	1-7	
1992	St. Cloud Cathedral	Head Coach	10-4	Class B State Champions
1993	St. Cloud Cathedral	Head Coach	14-0	Class B State Champions
1994	St. Cloud Cathedral	Head Coach	4-5	
1995	St. Cloud Cathedral	Head Coach	7-4	
			<b>57-46 (.553)</b>	
1996	Saint John's	Defensive Assistant	11-1	MIAC Champions, NCAA
1997	Saint John's	Defensive Assistant	6-4	
1998	Saint John's	Defensive Assistant	11-1	MIAC Champions, NCAA
1999	Saint John's	Defensive Assistant	11-2	MIAC Champions, NCAA
2000	Saint John's	Defensive Assistant	13-2	National Runner-Up
2001	Saint John's	Defensive Assistant	11-3	MIAC Champions, NCAA
2002	Saint John's	Defensive Assistant	12-2	MIAC Champions, NCAA
2003	Saint John's	Defensive Assistant	14-0	National Champions
2004	Saint John's	Defensive Assistant	7-3	
2005	Saint John's	Defensive Assistant	11-1	MIAC Champions, NCAA
2006	Saint John's	Defensive Assistant	11-2	MIAC Champions, NCAA
2007	Saint John's	Defensive Assistant	10-2	NCAA
2008	Saint John's	Defensive Assistant	8-3	MIAC Champions, NCAA
2009	Saint John's	Defensive Assistant	10-1	MIAC Champions, NCAA
2010	Saint John's	Defensive Assistant	7-3	
2011	Saint John's	Defensive Assistant	6-4	
2012	Saint John's	Defensive Assistant	5-5	
			<b>164-39 (.808)</b>	
2013	Saint John's	Head Coach	7-3	
2014*	Saint John's	Head Coach	10-2	MIAC Champions, NCAA
2015	Saint John's	Head Coach	10-2	NCAA
2016	Saint John's	Head Coach	10-2	NCAA
2017*	Saint John's	Head Coach	9-2	NCAA
2018*	Saint John's	Head Coach	12-1	MIAC Champions, NCAA
2019*	Saint John's	Head Coach	12-2	MIAC Champions, NCAA
2021*	Saint John's	Head Coach	11-1	MIAC Champions, NCAA
2022*	Saint John's	Head Coach	10-2	MIAC Champions, NCAA
2023	Saint John's	Head Coach	8-2	
2024	Saint John's	Head Coach	9-0	
			<b>108-19 (.850)</b>	


\*MIAC Coach of the Year

# SJU'S RECORD UNDER HEAD COACH GARY FASCHING

Category	2013	2014	2015	2016	2017	2018	2019	2021	2022	2023	2024	TOTAL
Record	7-3	10-2	10-2	10-2	9-2	12-1	12-2	11-1	10-2	8-2	9-0	108-19
MIAC	5-3	7-1	7-1	7-1	7-1	8-0	7-1	8-0	7-1	7-1	7-0	77-10
Non-Conference (Regular Season)	2-0	2-0	2-0	2-0	2-0	2-0	2-0	2-0	2-0	1-1	2-0	21-1
Postseason	---	1-1	1-1	1-1	0-1	2-1	3-1	1-1	1-1	---	---	10-8
Home	3-2	5-1	6-1	5-1	6-0	8-0	5-1	7-1	7-1	5-0	5-0	62-8
Away	4-1	5-1	4-1	5-1	3-1	3-1	6-1	4-0	3-1	3-2	4-0	44-10
Neutral	---	---	---	---	0-1	1-0	1-0	---	---	---	---	2-1
Ranked (AFCA/D3football.com)	2-2	7-1	10-2	10-2	9-2	12-1	12-2	11-1	10-2	8-2	9-0	100-17
vs. Ranked (AFCA/D3football.com)	1-1	2-1	2-2	1-2	1-2	2-1	4-1	4-1	3-2	2-1	2-0	24-14
Ranked vs. Ranked (AFCA/D3football.com)	---	1-1	1-2	1-2	1-2	2-1	4-1	4-1	3-2	2-1	2-0	21-13
Score First	5-1	8-0	8-0	8-0	9-1	11-0	8-2	9-1	7-1	5-1	6-0	84-7
Opponent Score First	2-2	2-2	2-2	2-2	0-1	1-1	4-0	2-0	3-1	3-1	3-0	24-12
Leading at Half	5-1	8-0	10-0	9-0	8-0	12-0	9-0	9-0	10-1	7-0	8-0	95-2
Trailing at Half	1-2	1-1	0-1	1-2	0-2	0-1	3-2	2-1	0-1	1-1	---	9-14
Tied at Half	1-0	1-1	0-1	---	1-0	---	---	---	---	0-1	1-0	4-3
Leading after Third Quarter	5-1	10-0	10-0	9-0	9-0	12-0	11-0	10-0	10-1	7-0	8-0	101-2
Trailing after Third Quarter	1-2	0-1	0-2	1-2	0-2	0-1	1-1	1-1	0-1	1-2	1-0	6-15
Tied after Third Quarter	1-0	0-1	---	---	---	---	0-1	---	---	---	---	1-2
Overtime	0-1	---	---	---	---	---	0-1	---	---	1-0	---	1-2
September	3-1	3-1	3-1	3-1	4-1	4-0	3-0	3-0	2-1	3-1	3-0	34-7
October	3-0	3-0	4-0	4-0	3-0	4-0	4-0	5-0	5-0	3-1	4-0	42-1
November	1-2	4-1	3-1	3-1	2-1	4-0	4-1	3-1	3-1	2-0	2-0	31-9
December	---	---	---	---	---	0-1	1-1	---	---	---	---	1-2
Scoring less than 20 points	2-2	0-2	0-2	0-1	1-2	0-1	2-1	---	---	---	---	5-11
Scoring 20+ points	5-1	10-0	10-0	10-1	8-0	12-0	10-1	11-1	10-2	8-2	9-0	103-8
Scoring 30+ points	2-0	5-0	8-0	9-0	7-0	11-0	10-1	10-0	8-0	6-1	9-0	85-2
Scoring 40+ points	---	2-0	8-0	8-0	6-0	10-0	7-0	6-0	6-0	5-0	7-0	64-0
Allowing less than 20 points	6-0	9-0	8-0	8-0	9-1	9-0	7-1	8-0	8-0	4-0	6-0	82-2
Allowing 20+ points	1-3	1-2	2-2	2-2	0-1	3-1	5-1	3-1	2-2	4-2	3-0	26-17
Allowing 30+ points	---	---	0-2	1-2	---	---	2-1	1-1	1-0	1-2	1-0	7-8
Rushing for less than 100 yards	1-1	0-1	0-2	1-1	1-1	1-1	4-1	0-1	4-1	4-2	1-0	17-12
Rushing for 100+ yards	6-2	10-1	10-0	9-1	8-1	11-0	8-1	11-0	6-1	4-0	8-0	91-7
Rushing for 200+ yards	2-0	7-0	8-0	7-0	6-0	5-0	3-1	6-0	2-0	2-0	2-0	50-1
Rushing for 300+ yards	---	3-0	---	2-0	3-0	2-0	---	1-0	---	---	---	11-0
Passing for less than 200 yards	5-2	9-2	6-0	2-1	4-2	---	---	2-0	---	---	---	28-7
Passing for 200+ yards	2-1	1-0	4-2	8-1	5-0	12-1	12-2	9-1	10-2	8-2	9-0	80-12
Passing for 300+ yards	---	---	---	1-0	1-0	3-1	9-2	3-0	5-1	6-0	8-0	36-4
Passing for 400+ yards	---	---	---	---	---	1-1	6-0	1-0	---	3-0	3-0	14-1
Totalling less than 200 yards	---	---	---	---	0-1	---	---	---	---	---	---	0-1
Totalling 200+ yards	7-3	10-2	10-2	10-2	9-1	12-1	12-2	11-1	10-2	8-2	9-0	108-18
Totalling 300+ yards	6-2	9-1	9-0	9-1	8-0	12-1	12-2	10-1	9-2	8-1	9-0	101-11
Totalling 400+ yards	1-0	3-0	7-0	8-0	6-0	10-1	10-1	9-0	4-1	6-0	9-0	74-3
Allowing less than 100 yards	---	---	---	3-0	3-0	1-0	---	---	---	---	---	7-0
Allowing less than 200 yards	---	2-0	1-0	7-0	5-0	3-0	4-0	4-0	---	2-0	5-0	33-0
Allowing less than 300 yards	3-1	6-0	5-0	7-0	9-0	7-0	6-1	9-1	7-0	6-0	6-0	71-3
Allowing 300+ yards	4-2	4-2	5-2	3-2	0-2	5-1	6-1	2-0	3-2	2-2	3-0	37-16
Having a 100-yard Rusher	2-0	10-0	8-0	1-1	3-1	2-0	1-1	5-0	0-1	---	2-0	34-4
Having 2 100-yard Rushers	---	1-0	---	---	---	1-0	---	---	---	---	---	2-0
Having a 100-yard Receiver	3-0	---	3-1	4-0	2-0	4-1	10-2	4-0	6-1	5-1	7-0	48-6
Having a 200-yard Receiver	---	---	---	---	---	1-0	1-0	---	---	1-0	---	3-0
Opponent 100-yard Rusher	4-0	1-1	1-2	1-2	0-1	2-0	2-0	1-0	1-0	0-1	---	13-7
Opponent 100-yard Receiver	2-1	3-0	4-0	2-0	1-0	3-0	3-0	3-1	3-1	1-1	3-0	28-4
No Turnovers	1-0	5-0	4-0	3-0	3-1	6-0	3-0	2-0	2-0	2-0	1-0	32-1
Less than 3 Turnovers	3-3	9-2	10-0	9-1	9-2	10-0	11-1	10-0	8-1	8-2	8-0	95-12
3+ Turnovers	4-0	1-0	0-2	1-1	---	2-1	1-1	1-1	2-1	---	1-0	13-7
No Takeaways	2-0	1-1	1-1	---	1-0	1-1	3-0	1-1	1-0	1-0	3-0	15-4
Less than 3 Takeaways	3-2	4-2	6-2	6-2	5-2	7-1	7-2	8-1	7-2	6-1	6-0	65-17
3+ Takeaways	4-1	6-0	4-0	4-0	4-0	5-0	5-0	3-0	3-0	2-1	3-0	43-2
30:00+ Possession	4-2	7-1	4-0	10-1	7-0	5-0	4-1	8-1	5-1	6-0	7-0	67-7
Less than 30:00 Possession	3-1	3-1	6-2	0-1	2-2	7-1	8-1	3-0	5-1	2-2	2-0	41-12

BIG DAY FOR MARSELIO

Senior wide receiver **Marselio Mendez** (right, St. Paul, Minn./Cretin-Derham Hall) recorded a number of career highs in last Saturday's home win over St. Olaf. He tied a career high with nine receptions and totaled career highs in receiving yards (180) and receiving touchdowns (3). Mendez has 32 catches for 594 yards (18.6 avg.) and seven touchdowns over his last five games, and 81 receptions for 1,225 yards (15.1 avg.) and 19 touchdowns in 18 career games at SJU.



WHEELING UP THE CHARTS



Junior wide receiver **Dylan Wheeler** (St. Paul, Minn./Mounds View) registered his sixth 100-yard receiving performance of the season - seven catches for 158 yards and three touchdowns - last Saturday against St. Olaf and now has 66 receptions for 950 yards and 16 touchdowns so far this fall. The 16 touchdowns tie him with **Nate Kirschner** '01 for fourth-most in an SJU season. Last Saturday's performance moved also moved Wheeler into a number of career lists. He is tied with **Ravi Alston** '21 and **Todd Fultz** '91 for fourth in program history with nine 100-yard receiving games, is tied with **Will Gillach** '19 and **Lee Clintsman** '05 for eighth in receiving touchdowns (26) and is 15th in receiving yards (1,793). Wheeler is currently fourth in NCAA Division III in receiving touchdowns (16), 10th in receptions per game (7.3), 12th in total touchdowns (16) and 18th in receiving yards per game (105.6).

YAGGIE TO THE HOUSE



Senior linebacker **Cooper Yaggie** (left, Breckenridge, Minn.) returned an interception 50 yards for a touchdown on St. Olaf's opening drive of the second half in last Saturday's 55-6 win. The interception was his first of the season, fifth of his career and second returned for a score. He also eclipsed 200 career tackles - 206 (107 solo) - in the victory. All five of Yaggie's five career interceptions occurred in Collegeville and were against either Bethel or St. Olaf (see chart below).

Cooper Yaggie's Career Interceptions at SJU

Date	Int.-Yds.	Opponent	Result
Oct. 16, 2021	1-0	St. Olaf	W, 56-0
Nov. 12, 2022	1-61 (TD)	Bethel	W, 28-10 (MIAC championship)
	1-0		
Sept. 23, 2023	1-24	Bethel	W, 27-7
Nov. 9, 2024	1-50 (TD)	St. Olaf	W, 55-6

FIFTH ON THE SCORING LIST



The Johnnies' all-time leader in made PATs with 231, senior kicker **Conor Murphy** (left, Sioux Falls, S.D./O'Gorman) passed **Brandon Keller** '05 (279) and former teammate **Henry Trost** '22 (280) for fifth in program history with 287 career points thanks to his 10 PATs at St. Scholastica. He now has 294, 12 behind **Sam Sura** '16 in fourth with 306. Last Saturday's blocked extra point was Murphy's second miss of the season. He is now 56-for-58 on PATs this fall and has made all but five of his last 171 attempts.

All-Time SJU Field Goals

Rk.	FGs	Name	Years
1.	31	Don Pribyl	1983-86
2.	27	Alexi Johnson	2013-16
3.	24	Jimmie Mattson	2010-12
4.	22	Brandon Keller	2001-04
5.	21	Conor Murphy	2021-current

All-Time SJU Points Scored

Rk.	Pts.	Name	Years
1.	472	Blake Elliott	2000-03
2.	346	Jeff Norman	1974-77
3.	334	Matt Malmberg	1991-94
4.	306	Sam Sura	2012-15
5.	294	Conor Murphy	2021-current

FOLLOWING SJU'S 2024 OPPONENTS

• **Sept. 7 vs. Carthage, Wis.**  
2024 Record: 2-7 (2-6 CCIW)  
Last Week: L, 21-31 at Augustana (Ill.), Nov. 9  
This Week: at Carroll (Wis.), Nov. 16, 12 p.m.

W, 49-0

• **Sept. 14 vs. No. 5/6 Wartburg, Iowa**  
2024 Record: 8-1 (7-0 ARC)  
Last Week: W, 24-14 at Dubuque (Iowa), Nov. 9  
This Week: vs. Loras (Iowa), Nov. 16, 1 p.m.

W, 35-13

• **Sept. 28 at No. 24 Bethel**  
2024 Record: 8-1 (6-1 MIAC, 4-0 SKYLINE)  
Last Week: W, 49-16 at Concordia, Nov. 9  
This Week: at No. 3/4 Saint John's (MIAC Week), Nov. 16, 12 p.m.

W, 45-20

• **Oct. 5 vs. Augsburg (Homecoming)**  
2024 Record: 5-4 (3-4 MIAC, 2-2 SKYLINE)  
Last Week: W, 33-3 vs. Macalester, Nov. 9  
This Week: at St. Olaf (MIAC Week), Nov. 16, 12 p.m.

W, 45-20

• **Oct. 12 at Concordia**  
2024 Record: 6-3 (5-2 MIAC, 3-1 SKYLINE)  
Last Week: L, 16-49 vs. No. 25 Bethel, Nov. 9  
This Week: at Gustavus Adolphus (MIAC Week), Nov. 16, 12 p.m.

W, 38-31

• **Oct. 19 at Carleton**  
2024 Record: 4-5 (3-4 MIAC, 2-2 NORTHWOODS)  
Last Week: W, 51-17 vs. Gustavus Adolphus, Nov. 9  
This Week: vs. Hamline (MIAC Week), Nov. 16, 12 p.m.

W, 48-7

• **Oct. 26 vs. Gustavus Adolphus (Family Weekend)**  
2024 Record: 5-4 (4-3 MIAC, 2-2 NORTHWOODS)  
Last Week: L, 17-51 at Carleton, Nov. 9  
This Week: vs. Concordia (MIAC Week), Nov. 16, 12 p.m.

W, 34-0

• **Nov. 2 at St. Scholastica**  
2024 Record: 3-6 (2-5 MIAC, 0-4 NORTHWOODS)  
Last Week: W, 42-28 at Hamline, Nov. 9  
This Week: vs. Macalester (MIAC Week), Nov. 16, 12 p.m.

W, 70-0

• **Nov. 9 vs. St. Olaf**  
2024 Record: 6-3 (4-3 MIAC, 2-2 NORTHWOODS)  
Last Week: L, 6-55 at No. 3/4 Saint John's, Nov. 9  
This Week: vs. Augsburg (MIAC Week), Nov. 16, 12 p.m.

W, 55-6

• **Nov. 16 vs. Bethel (MIAC Championship)**

12 p.m.

SJU VS. 2024'S OPPONENTS

Opponent	Result/Time	Series	First	Last	Streak
Carthage, Wis.	W, 49-0	SJU, 1-0	2024	2024	W1
Wartburg, Iowa	W, 35-13	SJU, 4-2	1970	2024	W1
at Bethel	W, 45-20	SJU, 37-10	1978	2024	W3
Augsburg	W, 45-20	SJU, 74-9-2	1926	2024	W11
at Concordia	W, 38-31	SJU, 51-34-6	1923	2024	W5
at Carleton	W, 48-7	SJU, 41-0	1983	2024	W41
Gustavus Adolphus	W, 34-0	SJU, 54-33-3	1923	2024	W1
at St. Scholastica	W, 70-0	SJU, 7-0	2014	2024	W7
St. Olaf	W, 55-6	SJU, 48-14-1	1922	2024	W11
Bethel (MIAC Championship)	12 p.m.	SJU, 37-10	1978	2024	W3
317-102-12 (.749)					



## 500+ MIAC WINS

One of six charter members of the Minnesota Intercollegiate Athletic Conference in 1920, Saint John's became the first program to reach 500 wins in MIAC play Nov. 2 at St. Scholastica. SJU's winning percentage in conference play is even better when broken down by eras: modern history, since 1946 (.783, 462-125-9); during John Gagliardi's tenure, 1953-2012 (.780, 362-99-9); and during the 21st century, since 2000 (.855, 165-28).

### All-Time MIAC Record (through Nov. 9, by wins)

School	W	L	T	Pct.
1. Saint John's^	501	181	22	.727
2. St. Thomas*	443	222	14	.663
3. Concordia	428	243	18	.634
4. Gustavus^	421	276	13	.602
5. Hamline^	252	441	14	.366
6. St. Olaf^	246	290	11	.460
7. Bethel	220	163	3	.574
8. Augsburg	191	456	13	.299
9. Macalester^	147	403	25	.277
10. Carleton^	124	241	0	.340
11. Minnesota-Duluth*	96	74	6	.563
12. St. Scholastica	5	26	0	.161

^charter member of the MIAC

\*no longer a member of the MIAC

## SJU SLIPS TO NO. 3 IN NCAA'S NPI

Saint John's slipped to No. 3 in the latest NCAA Division III National Power Index (NPI) on Sunday night (Nov. 10). The Johnnies improved their NPI rating by 0.058 from last week's calculation to 78.914 but Salisbury (Md.) and Hardin-Simmons (Texas) climbed past SJU into No. 1 (79.291) and No. 2 (78.989), respectively. The NPI is the NCAA's new system for selecting the 12 at-large bids to the Division III playoffs, which will include 40 teams in 2024 (28 automatic bids, 12 at-large).

## JOHNNIES STAY NO. 3/4 IN POLLS

Saint John's stayed at No. 3 in the most recent D3football.com poll announced on Sunday (Nov. 10) and at No. 4 in the American Football Coaches' Association (AFCA) rankings released on Monday (Nov. 11).

## SJU IN D3FOOTBALL.COM POLL

Saint John's has been ranked in D3football.com's top 25 in 124-consecutive polls (preseason, weeks 1-11, final). The last time the Johnnies were not ranked in the top 25 was in Week 3 of the 2014 season. The program has an average ranking of 8.23 since. Not counting the 2020-21 season that was ravaged by COVID-19, D3football.com has published 270 national polls since the ranking was established in 2003. SJU has been ranked in the top 25 in 215 of those, including 91 in the top five, 170 in the top 10 and 202 in the top 20.

## THE LAST MEETING

Saint John's 45, at Bethel 20 (Sept. 28)

Freshman cornerback Westin Hoyt (Forest Lake, Minn.) made his first collegiate start and recorded three tackles and a pair of interceptions – including one that set up a key first-quarter touchdown – as Saint John's topped Bethel 45-20 two months ago in Arden Hills. Senior linebacker Hayden Sanders (Brooklyn Park, Minn./Champlin Park) added nine tackles, a fumble recovery and one of the team's four sacks.

After senior quarterback **Aaron Syverson** connected with junior wideout **Dylan Wheeler** on a 15-yard touchdown pass that put the Johnnies on top 7-0 (right), the Royals answered with a 69-yard scoring strike of their own from quarterback Cooper Drews (a transfer from SJU) to Matt Jung (a defensive back in on offense).



The Johnnies jumped back in front 14-7 on a 4-yard touchdown run by junior running back **Caden Wheeler** (Andover, Minn.), who made his return after breaking his foot in the preseason. Then, after Bethel got the ball back, Hoyt (who missed last season due to injury) picked off his first pass – returning the ball 24 yards to the Royals' 14 to set up a 1-yard touchdown run by sophomore running back **Will Blakey** that extended SJU's lead to 21-7.

--continued on p. 8--

## 2024 D3football.com Poll (Nov. 10)

No.	School (1st-Place Votes)	Record	Votes	Prev.	Others Receiving Votes: Springfield 46, UW-Stout 36, Coe 15, Randolph-Macon 15, Mary Hardin-Baylor 9, UW-River Falls 9, Hobart 6, Lake Forest 6, Alma 4, Berry 4, John Carroll 4, UW-Whitewater 3, Chapman 2, King's 1.
1.	North Central, Ill. (22)	9-0	622	1	
2.	Cortland State, N.Y. (3)	9-0	596	2	
3.	<b>Saint John's</b>	<b>9-0</b>	<b>570</b>	<b>3</b>	
4.	Hardin-Simmons, Texas	9-0	539	5	
5.	Mount Union, Ohio	9-0	522	4	
6.	Susquehanna, Pa.	8-1	463	6	
7.	Salisbury, Md.	9-0	457	7	
8.	UW-Platteville	8-1	454	8	
9.	DePauw, Ind.	9-0	401	10	
10.	Endicott, Mass.	8-1	347	11	
11.	Wartburg, Iowa	8-1	346	12	
12.	Grove City, Pa.	8-1	309	13	
13.	Carnegie Mellon, Pa.	8-1	271	16	
14.	Aurora, Ill.	9-1	269	14	
15.	Hope, Mich.	9-0	249	17	
16.	Whitworth, Wash.	9-0	246	15	
17.	Linfield, Ore.	8-1	225	18	
18.	Washington and Jefferson, Pa.	8-1	217	19	
19.	UW-Oshkosh	6-3	188	9	
20.	UW-La Crosse	6-3	187	20	
21.	Johns Hopkins, Md.	8-1	142	21	
22.	Marietta, Ohio	8-1	99	22	
23.	Wheaton, Ill.	7-2	98	23	
24.	Bethel	8-1	97	25	
25.	Brockport State, N.Y.	7-2	51	---	

## 2024 AFCA Poll (Nov. 4)

No.	School (1st-Place Votes)	Record	Votes	Prev.	Others Receiving Votes: Coe 90, Bethel 85, UW-Stout 49, Brockport State 43, Wheaton (Ill.) 41, UW-River Falls 35, UW-Whitewater 19, Wabash 14, Hobart 9, Ursinus 8, Berry 5, Alma 4, Massachusetts-Dartmouth 4, John Carroll 3, Mary Hardin-Baylor 1, Texas Lutheran 1.
1.	North Central, Ill. (38)	9-0	1,237	1	
2.	Cortland State, N.Y. (11)	9-0	1,169	2	
3.	Mount Union, Ohio (1)	9-0	1,132	3	
4.	<b>Saint John's</b>	<b>9-0</b>	<b>1,103</b>	<b>4</b>	
5.	Hardin-Simmons, Texas	9-0	1,065	5	
6.	Susquehanna, Pa.	8-1	920	6	
7.	Salisbury, Md.	9-0	919	7	
8.	DePauw, Ind.	9-0	872	8	
9.	UW-Platteville	8-1	859	9	
10.	Whitworth, Wash.	9-0	742	10	
11.	Wartburg, Iowa	8-1	734	11	
12.	Endicott, Mass.	8-1	676	12	
13.	Aurora, Ill.	9-1	600	14	
14.	Linfield, Ore.	8-1	540	15	
15.	Hope, Mich.	9-0	538	16	
16.	Carnegie Mellon, Pa.	8-1	501	17	
17.	Grove City, Pa.	8-1	472	18	
18.	Johns Hopkins, Md.	8-1	359	19	
19.	Washington and Jefferson, Pa.	8-1	287	22	
20.	Springfield, Mass.	9-0	280	20	
21.	UW-La Crosse	6-3	255	21	
22.	Randolph-Macon, Va.	8-1	194	24	
23.	UW-Oshkosh	6-3	158	13	
24.	Marietta, Ohio	8-1	134	23	
25.	Lake Forest, Ill.	9-0	93	---	

## Recent MIAC Scores/Upcoming MIAC Games

### Nov. 9 (Last Saturday)

Macalester 3 @ Augsburg 33\*  
No. 25 Bethel 49 @ Concordia 16\*  
Gustavus 17 @ Carleton 51\*  
St. Olaf 6 @ No. 3/4 Saint John's 55\*  
St. Scholastica 42 @ Hamline 28\*

### Nov. 16 (Next Saturday)

No. 24 Bethel @ No. 3/4 Saint John's, 12 p.m.\*  
Concordia @ Gustavus, 12 p.m.\*  
Augsburg @ St. Olaf, 12 p.m.\*  
Hamline @ Carleton, 12 p.m.\*  
Macalester @ St. Scholastica, 12 p.m.\*



### Current 2024 MIAC Standings

#### NORTHWOODS DIVISION

	Division	PF	PA	MIAC	PF	PA	Overall	PF	PA
Saint John's	4-0	207	13	7-0	335	84	9-0	419	97
Gustavus	2-2	89	108	4-3	153	158	5-4	191	208
St. Olaf	2-2	71	122	4-3	175	163	6-3	277	191
Carleton	2-2	106	98	3-4	143	199	4-5	183	234
St. Scholastica	0-4	60	192	2-5	132	283	3-6	191	329

#### SKYLINE DIVISION

	Division	PF	PA	MIAC	PF	PA	Overall	PF	PA
Bethel	4-0	251	24	6-1	370	76	8-1	470	109
Concordia	3-1	139	70	5-2	236	114	6-3	277	138
Augsburg	2-2	85	141	3-4	140	248	4-5	188	279
Hamline	1-3	71	183	1-6	119	290	3-6	179	324
Macalester	0-4	45	173	0-7	80	268	0-9	103	296

--continued from p. 7--

Syverson again connected with Dylan Wheeler, this time on a 4-yard touchdown pass that made the score 28-7 in the second quarter. Syverson finished the day 28 of 38 passing for 362 yards and three touchdowns.

A Bethel touchdown just before halftime cut the gap to 28-13, but the Johnnies scored on a 2-yard run by Blakey in the third quarter, then had the ball deep in Royals' territory on their next possession before an 84-yard interception return for a touchdown by Jung prevented them from throwing the knockout punch. But senior defensive lineman **Landon Gallagher** (Murrieta, Calif./Vista Murrieta) had an interception early in the fourth quarter that set up a 29-yard field goal by senior **Conor Murphy**, which extended the SJU lead to 38-20. Then Syverson connected with senior **Marselio Mendez** on a 38-yard touchdown pass with 6:04 remaining to close out the scoring.

Dylan Wheeler finished with nine catches for 113 yards. Caden Wheeler had 20 carries for 86 yards to lead the way on the ground five weeks and one day after preseason surgery that put a screw in his foot to repair his injury – known as a Jones fracture.

Gallagher's fourth-quarter interception was the first for an SJU defensive lineman since **Collin Franz** '21 – a current SJU assistant coach on the defensive line – in the Johnnies' 49-0 shutout of Concordia on Oct. 2, 2021, in Moorhead.

The 45 points scored were the most for the Johnnies in the series since 1996 – 52-8 on Nov. 2 in Collegeville – and the most in Arden Hills since 1995 (49-14 on Sept. 16). Although SJU pounded its way to 113 yards on 40 carries (2.8 avg.), BU entered the game averaging -34.5 rushing yards allowed per game through the season's first two contests.

## WINS IN FIRST 10 SEASONS/127 GAMES

**Gary Fasching** is off to the best start, in regard to wins, by any head coach in program history. That history, of course, includes the likes of college football's all-time wins leader, **John Gagliardi**. Fasching is also ahead of Gagliardi's pace when it comes to their first 127 games coached at SJU.

*Among SJU Football Coaches With Six Seasons Coached or More*

Coach	First 10 Seasons	First 127 Games	Total at SJU
Gary Fasching	99-19 (.839)	108-19 (.850)	108-19 (.850)
John Gagliardi	57-23-2 (.707)	90-34-3 (.720)	465-132-10 (.774)
Joe Benda	37-23-8 (.603)	---	57-32-8 (.629)

## GOOD WORKS TEAM HONOREE



Senior linebacker **Jake Schwinghammer** (left; Woodbury, Minn./Tartan) was one of 22 student-athletes across all divisions of college football named to the 2024 Allstate American Football Coaches Association (AFCA) Good Works Team on Sept. 17. This year marks the 33rd anniversary of the award, which was established in 1992 to recognize a select group of college football players who have made a commitment to service and enriching the lives of others.

Schwinghammer is one of four honorees from the NCAA Division III level – joining running back Aaron Ellingson of Bethel, offensive lineman Matt Wrather of John Carroll (Ohio) and linebacker Thomas Grehan of Johns Hopkins (Md.).

Schwinghammer is the eighth Johnnie to be named to the Allstate AFCA Good Works Team and the seventh in the last eight seasons – joining wide receiver **Jimmy Buck** '23, defensive lineman **Michael Wozniak** '22, quarterback **Chris Backes** '21, offensive lineman **Ben Barch** '20, quarterback **Jackson Erdmann** '19 and wide receiver **Will Gillach** '19. Defensive end **Kevin McNamara** '07 was SJU's first honoree in 2006. The 2024 Allstate AFCA Good Works Team will be invited to New Orleans to participate in a special community service project ahead of the 2025 Allstate Sugar Bowl, where the entire team will also be recognized on the field at halftime on New Year's Day.

Schwinghammer started all 10 games last fall and finished fifth on the team in tackles (53, 32 solo), including 6.0 tackles for loss, 3.5 sacks and four quarterback hurries. Off the field, Schwinghammer is in his first year serving as the president of the College of Saint Benedict and Saint John's University's St. Jude Children's Research Hospital Club on campus, taking over for 2023 Allstate AFCA Good Works Team member Jimmy Buck '23. The club holds bi-weekly meetings and contacts businesses to partner with for fundraising events.

--continued on p. 10--

## SJU FOOTBALL, BY THE NUMBERS (START OF 2024 SEASON)

**.720** - Saint John's all-time winning percentage, the highest in NCAA Division III history and the sixth-best in all of college football (among those with 75 seasons or more).

**4** - Gagliardi Trophy recipients (wide receivers Chris Palmer in 1996 and Blake Elliott in 2003, linebacker Carter Hanson in 2016 and quarterback Jackson Erdmann in 2018).

**4** - National championships (1963, 1965, 1976, 2003).

**11** - MIAC Mike Stam Award recipients, as the conference's most valuable lineman. Established in 1990, SJU's most recent honoree was defensive lineman Michael Wozniak '22 in 2022.

**21** - MIAC Most Valuable Players, beginning with Jim Lehman '56 in 1955 and the most recent, wide receiver Ravi Alston '21, in 2021.

**32** - Postseason appearances, including the 1969 Mineral Water Bowl (a 21-0 win over Simpson, Iowa).

**36** - MIAC championships, beginning with the first in 1932.

**76** - Postseason games (49-27 record).

**94** - Out of 112 seasons in which SJU has finished without a losing record. Fifteen of the 18 losing seasons occurred before 1945.

**113** - The 2024 football season is the 113th at SJU.

**149** - 112 Johnnies have earned All-America honors a total of 149 times.

**458** - 323 Johnnies have earned All-MIAC first-team honors a total of 458 times.

**494** - All-time MIAC wins, a .725 winning percentage (494-181-22 record).

**681** - All-time victories, the sixth-most in NCAA Division III history.

## SJU FOOTBALL BY DECADE (THRU NOV. 9)

Decade	Record (Pct.)
1900's	15-14-0 (.517)
1910's	did not compete
1920's	12-40-4 (.250)
1930's	45-19-7 (.683)
1940's	33-23-3 (.585)
1950's	51-27-1 (.652)
1960's	65-21-3 (.747)
1970's	70-20-2 (.772)
1980's	71-25-2 (.735)
1990's	96-17-2 (.843)
2000's	107-19-0 (.849)
2010's	88-26-0 (.772)
2020's	38-5-0 (.884)

## BEST WINNING PERCENTAGE (START OF 2024 SEASON)

*\*minimum 75 seasons, all divisions of college football*

	Team	Div.	W	L	T	Pct.	Seasons
1.	Michigan	FBS	1,004	353	36	.734	144
	Ohio State	FBS	964	333	53	.734	134
3.	Alabama	FBS	965	337	43	.733	129
4.	Notre Dame	FBS	948	337	42	.730	134
5.	Oklahoma	FBS	944	341	53	.725	129
6.	<b>Saint John's</b>	<b>III</b>	<b>681</b>	<b>257</b>	<b>24</b>	<b>.720</b>	<b>112</b>
7.	UW-Whitewater	III	647	266	21	.704	98
8.	Linfield	III	646	264	30	.703	108
9.	Texas	FBS	948	392	33	.702	131
10.	Yale	FCS	936	390	55	.698	150
11.	Southern California	FBS	875	368	54	.695	130
12.	Penn State	FBS	931	409	41	.689	137
13.	West Chester	II	633	290	17	.682	94
14.	Harvard	FCS	901	411	50	.680	148
	Mount Union	III	851	391	38	.680	126



THE LAST TIME...

\* Postseason game # Metrodome

SAINT JOHN'S Rushing

300+ Yards	Oct. 30, 2021 (371, vs. St. Scholastica)
350+ Yards	Oct. 30, 2021 (371, vs. St. Scholastica)
400+ Yards	Sept. 18, 1999 (469 vs. Macalester)
50+ Attempts	Nov. 13, 2021 (53, at Bethel)
60+ Attempts	Oct. 15, 2016 (60, vs. Carleton)
70+ Attempts	Nov. 3, 1984 (74, at Macalester)
5 Rushing TD's	Oct. 30, 2021 (5, vs. St. Scholastica)
6 Rushing TD's	Nov. 9, 2019 (6, at Hamline)
7 Rushing TD's	Nov. 4, 2017 (8, at Hamline)

Passing

300+ Yards	Nov. 9, 2024 (449, vs. St. Olaf)
400+ Yards	Nov. 9, 2024 (449, vs. St. Olaf)
500+ Yards	Never
40+ Attempts	Nov. 2, 2024 (42, at St. Scholastica)
50+ Attempts	Nov. 11, 2023 (51, at Concordia)
60+ Attempts	Oct. 7, 2023 (60, vs. Concordia)
30+ Completions	Oct. 19, 2024 (34, at Carleton)
40+ Completions	Oct. 7, 2023 (44, vs. Concordia)
4 Passing TD's	Nov. 9, 2024 (6, vs. St. Olaf)
5 Passing TD's	Nov. 9, 2024 (6, vs. St. Olaf)
6 Passing TD's	Nov. 9, 2024 (6, vs. St. Olaf)
7 Passing TD's	Oct. 28, 2023 (8, vs. St. Scholastica)
8 Passing TD's	Oct. 28, 2023 (8, vs. St. Scholastica)
3+ Interceptions	Nov. 26, 2022 (4, vs. Wartburg, Iowa)*
4+ Interceptions	Nov. 26, 2022 (4, vs. Wartburg, Iowa)*
5+ Interceptions	Oct. 28, 2000 (5, at Bethel)

Combination Offense

300-Yard Passer + 100-Yard Rusher	Oct. 12, 2024 at Concordia (399, Aaron Syverson; 128, Caden Wheeler)
200-Yard Passer + 100-Yard Rusher + 100-Yard Receiver	Oct. 12, 2024 at Concordia (399, Aaron Syverson; 128, Caden Wheeler; 159, Dylan Wheeler/132, Marselio Mendez)
200-Yard Passer + 100-Yard Rusher	Oct. 12, 2024 at Concordia (399, Aaron Syverson; 128, Caden Wheeler)
100-Yard Rusher + 100-Yard Receiver	Oct. 12, 2024 at Concordia (128, Caden Wheeler; 159, Dylan Wheeler/132, Marselio Mendez)

Total Offense

400+ Yards	Nov. 9, 2024 (607, vs. St. Olaf)
500+ Yards	Nov. 9, 2024 (607, vs. St. Olaf)
600+ Yards	Nov. 9, 2024 (607, vs. St. Olaf)
700+ Yards	Oct. 26, 2019 (749, at St. Olaf)
75+ Plays	Oct. 19, 2024 (75, at Carleton)
85+ Plays	Oct. 7, 2023 (87, vs. Concordia)

Scoring

14 Points or Less	Sept. 7, 2019 (W, 14-7 at UW-Stout)
40+ Points	Nov. 9, 2024 (W, 55-6 vs. St. Olaf)
50+ Points	Nov. 9, 2024 (W, 55-6 vs. St. Olaf)
60+ Points	Nov. 2, 2024 (W, 70-0 at St. Scholastica)
2-Point Conversion	Sept. 2, 2023 (W, 34-31 in OT vs. Trinity, Texas) (Aaron Syverson pass to Joey Gendreau)
Opp. Scoreless	Nov. 2, 2024 (W, 70-0 at St. Scholastica)
Opp. Scoreless (Home)	Oct. 26, 2024 (W, 34-0 vs. Gustavus Adolphus)
Opp. Scoreless (Road)	Nov. 2, 2024 (W, 70-0 at St. Scholastica)
2+ Shutouts in Season	2024 (3) 49-0 (vs. Carthage, Wis.), 34-0 (vs. Gustavus Adolphus), 70-0 (at St. Scholastica)
3+ Shutouts in Season	2024 (3) 49-0 (vs. Carthage, Wis.), 34-0 (vs. Gustavus Adolphus), 70-0 (at St. Scholastica)
4+ Shutouts in Season	2021 (4) 49-0 (at Concordia), 50-0 (vs. Augsburg), 56-0 (vs. St. Olaf), 81-0 (vs. St. Scholastica)
No Opp. Off. TD	Nov. 2, 2024 (W, 70-0 at St. Scholastica)
No Opp. Off. TD (Home)	Oct. 26, 2024 (W, 34-0 vs. Gustavus Adolphus)
No Opp. Off. TD (Road)	Nov. 2, 2024 (W, 70-0 at St. Scholastica)
Allowed 30+ Points	Oct. 12, 2024 (W, 38-31 at Concordia)
Allowed 40+ Points	Sept. 9, 2023 (L, 28-56 at UW-Whitewater)

Allowed 50+ Points	Sept. 9, 2023 (L, 28-56 at UW-Whitewater)
SJU Scoreless	Sept. 29, 1990 (L, 0-21 at Hamline)
SJU Scoreless (Home)	Nov. 4, 1978 (L, 0-17 vs. Concordia)
SJU Scoreless (Road)	Sept. 29, 1990 (L, 0-21 at Hamline)
SJU Scoreless (Neutral)	Oct. 5, 1945 (L, 0-30 vs. St. Thomas at St. Cloud)
No SJU Off. TD	Nov. 24, 2001 (W, 9-7 vs. UW-Stevens Point)*
No SJU Off. TD (Home)	Nov. 24, 2001 (W, 9-7 vs. UW-Stevens Point)*
No SJU Off. TD (Road)	Sept. 29, 1990 (L, 0-21 at Hamline)

Turnovers

No SJU Turnovers	Sept. 7, 2024 (vs. Carthage, Wis.)
4+ SJU Turnovers	Nov. 26, 2022 (5, vs. Wartburg, Iowa)*
5+ SJU Turnovers	Nov. 26, 2022 (5, vs. Wartburg, Iowa)*
3 SJU Fumbles Lost	Nov. 5, 2016 (vs. Hamline)
4+ SJU Fumbles Lost	Sept. 29, 2018 (4, at Augsburg)
4+ Takeaways	Nov. 2, 2024 (4, at St. Scholastica)
5+ Takeaways	Sept. 28, 2024 (5, at Bethel)
6+ Takeaways	Oct. 13, 2018 (7, vs. St. Thomas)

Defense

50 Rush Yards or Less	Nov. 9, 2024 (2, vs. St. Olaf)
100 Pass Yards or Less	Nov. 2, 2024 (99, at St. Scholastica)
100 Total Yards or Less	Nov. 3, 2018 (98, vs. Hamline)
200 Total Yards or Less	Nov. 9, 2024 (180, vs. St. Olaf)
4+ Interceptions	Sept. 28, 2024 (4, at Bethel)
5+ Interceptions	Nov. 12, 2022 (5, vs. Bethel)
Scored a Safety	Sept. 3, 2022 (W, 24-10 vs. UW-Whitewater)
Scored 2 Safeties	Sept. 3, 2022 (W, 24-10 vs. UW-Whitewater)

Miscellaneous

10 First Downs or Less	Sept. 23, 2017 (6, vs. St. Thomas at Target Field)
30+ First Downs	Sept. 7, 2024 (31, vs. Carthage, Wis.)
No Penalties	Nov. 2, 2024 (at St. Scholastica)
10+ Penalties	Oct. 5, 2024 (13, vs. Augsburg)
40:00+ of Poss.	Sept. 28, 2024 (40:06, at Bethel)
Less Than 25:00 of Poss.	Sept. 30, 2023 (22:00, at Augsburg)
0 Punts	Sept. 29, 2018 (at Augsburg)
7+ Punts	Sept. 3, 2022 (9, vs. UW-Whitewater)
10+ Punts	Dec. 2, 2000 (10, at Central, Iowa)*
Overtime Game	Sept. 2, 2023 (OT; W, 34-31 vs. Trinity, Texas)
Double-Overtime Game	Nov. 2, 2013 (2OT; L, 20-23 at Gustavus)
Triple-Overtime Game	Never

JOHNNIE PLAYER Rushing

100+ Yards	Oct. 12, 2024 (128, Caden Wheeler at Carleton)
150+ Yards	Oct. 20, 2018 (159, Henry Trost vs. St. Olaf)
200+ Yards	Oct. 17, 2015 (201, Sam Sura vs. Gustavus)
250+ Yards	Sept. 13, 2014 (281, Sam Sura at UW-Eau Claire)
Quarterback 100+ Yards	Nov. 13, 2021 (103, Chris Backes at Bethel)
30+ Carries	Nov. 7, 2015 (35, Sam Sura at Bethel)
35+ Carries	Nov. 7, 2015 (35, Sam Sura at Bethel)
40+ Carries	Nov. 8, 2014 (40, Sam Sura vs. Bethel)
3+ TD	Nov. 2, 2024 (3, Will Blakey at St. Scholastica)
4+ TD	Oct. 9, 2021 (4, Henry Trost vs. Augsburg)
5+ TD	Oct. 2, 2004 (5, Corey Weber vs. Hamline)
Quarterback 3+ TD	Oct. 25, 2014 (3, Nick Martin vs. Carleton)
Quarterback 4+ TD	Nov. 20, 1976 (5, Jeff Norman vs. Augustana, Ill.)*
Quarterback 5+ TD	Nov. 20, 1976 (5, Jeff Norman vs. Augustana, Ill.)*
50-Yard Run	Oct. 19, 2024 (69, Corey Bohmert at Carleton)
60-Yard Run	Oct. 19, 2024 (69, Corey Bohmert at Carleton)
70-Yard Run	Sept. 23, 2023 (77, Devin Vouk vs. Bethel)
80-Yard Run	Oct. 20, 2018 (80, Henry Trost vs. St. Olaf)
90-Yard Run	Sept. 27, 1980 (91, Pat Stone vs. Hamline)
2 w/100+ Yards	Oct. 20, 2018 vs. St. Olaf (159, Henry Trost; 107, Adam Essler)
2 w/2+ TD Each	Nov. 9, 2019 at Hamline (2, Dylan Cerney; 2, Kenneth Udoibok)

--continued on p. 10--

## Passing

300+ Yards	Nov. 9, 2024 (438, Aaron Syverson vs. St. Olaf)
400+ Yards	Nov. 9, 2024 (438, Aaron Syverson vs. St. Olaf)
30+ Comp.	Oct. 19, 2024 (30, Aaron Syverson at Carleton)
50-Yard Comp.	Nov. 9, 2024 (65, Aaron Syverson vs. St. Olaf)
60-Yard Comp.	Nov. 9, 2024 (65, Aaron Syverson vs. St. Olaf)
70-Yard Comp.	Oct. 26, 2024 (76, Aaron Syverson vs. Gustavus Adolphus)
4+ TD	Nov. 9, 2024 (6, Aaron Syverson vs. St. Olaf)
5+ TD	Nov. 9, 2024 (6, Aaron Syverson vs. St. Olaf)
6+ TD	Nov. 9, 2024 (6, Aaron Syverson vs. St. Olaf)
Non-QB Passing TD	Oct. 27, 2018 (79, Will Gillach at Concordia)

## Receiving

150+ Yards	Nov. 9, 2024 (180, Marselio Mendez/158, Dylan Wheeler vs. St. Olaf)
200+ Yards	Oct. 14, 2023 (205, Dylan Wheeler vs. Carleton)
10+ Receptions	Sept. 14, 2024 (12, Dylan Wheeler vs. Wartburg, Iowa)
15+ Receptions	Nov. 8, 2003 (15, Blake Elliott vs. Bethel)
3+ TD	Nov. 9, 2024 (3, Marselio Mendez/3, Dylan Wheeler vs. St. Olaf)
4+ TD	Nov. 10, 2018 (4, Will Gillach vs. Thomas More, Ky.)
2 w/100+ Yards	Nov. 9, 2024 vs. St. Olaf (180, Marselio Mendez; 158, Dylan Wheeler)
3 w/100+ Yards	Nov. 11, 2023 at Concordia (156, Nick VanErp; 101, Alex Larson; 101, Dylan Wheeler)
2 w/2 TD Each	Nov. 9, 2024 vs. St. Olaf (3, Marselio Mendez; 3, Dylan Wheeler)
2 w/3 TD Each	Nov. 9, 2024 vs. St. Olaf (3, Marselio Mendez; 3, Dylan Wheeler)

## Defense

15+ Tackles	Oct. 27, 2018 (15, Nathan Brinker/Max Jackson at Concordia)
2+ Sacks	Oct. 5, 2024 (2.0, Isaac Hetland vs. Augsburg)
3+ Sacks	Oct. 7, 2023 (3.0, Zach Frank vs. Concordia)
Fumble Return TD	Oct. 22, 2022 (35, Metoriah Faoliu vs. Gustavus Adolphus)
2 Fumble Return TD	Sept. 24, 1994 (10 & 24 yards, Brian Kohorst vs. Augsburg)
2 Interceptions	Sept. 28, 2024 (2, Westin Hoyt at Bethel)
3 Interceptions	Sept. 3, 2016 (3, Leonard Gutierrez vs. St. Scholastica)
4 Interceptions	Oct. 18, 2003 (4, Paul Gans vs. Augsburg)
Interception TD	Nov. 9, 2024 (50, Cooper Yaggie vs. St. Olaf)
2 INT TD's, 1 Player	Nov. 20, 1999 (66 & 92, Beau LaBore vs. UW-Stevens Point)*
2 INT TD's, 2 Players	Nov. 14, 2009 vs. Carleton (36, Nate Anderson lateral from Billy Lawrence; 59, Ethan Eid)

## Special Teams

Kick Return TD	Nov. 19, 2016 (82, Evan Clark vs. UW-Platteville)*
Allowed Kick Return TD	Oct. 5, 2019 (99, Le'Andre Benion vs. Augsburg)
Punt Return TD	Nov. 3, 2018 (60, Max Jackson vs. Hamline)
2 PR TD's, 1 Player	Oct. 13, 2001 (66 and 46, Blake Elliott vs. Gustavus)
2 PR TD's, 2 Players	Sept. 25, 1993 vs. St. Olaf (77, Tony Lesch; 79, Mark Smith)
Allowed Punt Return TD	Oct. 6, 2007 (75, Andrew Schmiesing vs. St. Olaf)
3 FG	Nov. 10, 2012 (3, Jimmie Mattson at Bethel)
40-Yard FG	Oct. 28, 2023 (40, Conor Murphy vs. St. Scholastica)
60-Yard Punt	Sept. 9, 2023 (61, Spencer Ell at UW-Whitewater)
Blocked Extra Point	Nov. 5, 2022 (Michael Wozniak vs. Carleton)
Returned PAT for 2 Points	Oct. 18, 2014 (Trevor Warner at Gustavus)
Blocked Field Goal	Sept. 28, 2019 (Collin Franz at Carleton)
Blocked Punt	Nov. 4, 2023 (Joe Rossebo at St. Olaf)
FR TD & PR TD	Oct. 17, 1992 vs. Bethel (31-yard FR & 72-yard PR, John Beutz)
PR TD & INT TD	Dec. 14, 1963 vs. Prairie View A&M, Texas* (41-yard PR, Bob Spinner; 44-yard INT, John McCormick)

## OPPONENT

100-Yard Receiver	Oct. 12, 2024 at Concordia (168, Jed Klang)
100-Yard Rusher	Sept. 9, 2023 at UW-Whitewater (179, Tamir Thomas)
300-Yard Passer	Oct. 12, 2024 at Concordia (396, Cooper Mattern)
Blocked Extra Point	Nov. 9, 2024 vs. St. Olaf (Tate Sauerwein)
Returned PAT for 2 Points	Nov. 2, 2019 vs. Concordia (Marshall King)
Blocked Field Goal	Oct. 9, 2021 vs. Augsburg (Lionel Gates)
Blocked Punt	Sept. 14, 2024 vs. Wartburg, Iowa (Tyler Gayer)
Blocked Punt for TD	Oct. 7, 2023 (5, Owen Miller vs. Concordia)
Fumble Return TD	Nov. 26, 2022 (12, Parker Rochford vs. Wartburg, Iowa)*
Interception TD	Sept. 28, 2024 at Bethel (84, Matt Jung)
Scored a Safety	Nov. 20, 2021 (W, 41-14 vs. Lake Forest, Ill.)*

--continued from p. 8--

He is in his fourth year overall raising money for St. Jude's and is also the president of SJU Football's St. Jude committee. Schwinghammer co-captained the team's efforts with Buck and raised over \$63,000 in 2023. He is the co-founder and vice president of the Johnnies and Bennies in Communities (JBIC) Club, which was established in February 2024. The club's goal is community service with local organizations such as Big Brothers Big Sisters and Feed My Starving Children, as well as elderly groups.

Schwinghammer studied abroad in London during Spring 2024 and spent eight weeks from March-April working at a school that consisted of only adult students with special needs through an internship with Caritas Westminster. He worked hand-in-hand with the students by teaching classes, handling finances and day-to-day operations, as well as learning to communicate with deaf students via sign language and translating for



students in Spanish. Schwinghammer is a biochemistry major (pre-medicine emphasis) with a 3.33 GPA. From May 18-26 (2024), he was in Guatemala as a medical volunteer (*left*). He worked in medical clinics, providing free health care to the underprivileged residents who came from near and far (some from hundreds of miles away) for services. Schwinghammer spent time translating and speaking Spanish for his peers and doctors, as well as issuing diagnoses and treatments directly with the patients. He intends to take the EMT course offered by CSB/SJU in Spring 2025 to earn his certification.

## CAMPBELL TROPHY SEMIFINALIST

Senior quarterback **Aaron Syverson** was named one of 203 semifinalists for the 2024 William V. Campbell Trophy on Sept. 25. Since 1995, 23 Johnnies have been nominated for the Campbell Trophy. SJU is the lone program out of 671 NCAA schools that play football to have nominated a Campbell Trophy scholar-athlete each of the past 22 seasons.



The award recognizes an individual as the absolute best football scholar-athlete in the nation and up to 14 of the candidates will be named recipients of the prestigious NFF National Scholar-Athlete Award. Nominated by their schools, which are limited to one nominee each, candidates for the awards must be a senior or graduate student in their final year of eligibility, have a GPA of at least 3.2 on a 4.0 scale, have shown outstanding football ability as a first-team player or significant contributor and must have demonstrated strong leadership and citizenship.

Launched in 1959, the NFF National Scholar-Athlete program awards \$18,000 scholarships that can be used for the honorees' postgraduate education. SJU has produced four NFF National Scholar-Athlete Award winners: defensive lineman **Michael Wozniak** '22 (2022), linebacker **Carter Hanson** '17 (2016), linebacker **Matt Hawn** '06 (2005) and wide receiver **Chris Palmer** '96 (1995).

An accounting major with a 3.70 GPA, Syverson earned College Sports Communicators (formerly CoSIDA) Academic All-District honors for the second-straight season last fall and is expected to collect his third Academic All-MIAC (minimum 3.5 GPA) distinction in January. Off the field, Syverson was a member of SJU's Student-Athlete Advisory Committee in 2021-22 and is a four-year member of SJU Football's Leadership Council. He is in his fourth year raising money for St. Jude Children's Research Hospital as part of the SJU Football team, which raised over \$47,000 in 2022 and surpassed \$62,000 last fall. Syverson was named SJU's 2022-23 NovaCare Comeback Athlete of the Year. Honorees must have suffered a substantial injury and be known to SJU's NovaCare Rehabilitation on-campus, physical therapy professionals. NovaCare is the preferred physical therapy and athletic training services provider for Saint John's. Syverson passed for 1,768 yards and 17 touchdowns, while leading his team to a 7-0 start during the 2021 season. But Syverson's first season was cut short when he suffered a season-ending leg injury, a broken fibula with torn ligaments, during the Johnnies' 37-7 win on Oct. 23 at Gustavus Adolphus.

THE LAST GAME

at Saint John's 55, St. Olaf 6 (Nov. 9)  
Senior quarterback Aaron Syverson threw for 438 yards and six touchdowns to become the all-time leading passer for both the MIAC and Saint John's in the Johnnies' 55-6 win over St. Olaf last Saturday in Clemens Stadium. He now has 11,646 career passing yards, just ahead of former Johnnie standout **Jackson Erdmann** '19 (11,639 yards).



Senior **Marselio Mendez** (left) and junior **Dylan Wheeler** each finished with three touchdown catches as SJU jumped out to a 34-0 halftime lead. Mendez finished with nine catches for 180 yards – including scoring grabs of 5, 51 and 4 yards. Wheeler added seven catches for 158 yard – including touchdown receptions of 21, 10 and 65 yards.

Syverson's big day came on an afternoon when the Johnnie defense held St. Olaf to just 180 yards of total offense – including only 52 in the first half. Senior linebacker **Cooper Yaggie** led the way with eight tackles and returned an interception 50 yards for a touchdown on the opening possession of the second half.

Bethel 49, at Concordia 16 (Nov. 9)

Safety Matt Jung recorded a pair of pick-sixes and quarterback Cooper Drews threw for 372 yards and three touchdowns as Bethel earned a spot in the MIAC championship game with a 49-16 win at Concordia. BU outgained the Cobbers by a 446-243 margin. Drews accounted for all 372 passing yards, while the Royals rushed for only 74 yards. The Cobbers won the ground game with 124 rushing yards and threw for 119.

Wide receiver Joey Kidder caught 10 passes for 153 yards, while Micah Niewald added six receptions for 132 yards and a touchdown. Running back Aaron Ellingson rushed for 42 yards and two scores on 14 carries. Defensively, Caden DeWall collected nine tackles, including three sacks. Jung finished with nine tackles, 1.5 tackles for loss and the two interceptions. He now has five career interceptions returned for a touchdown, including three this season.

NEW, FAMILIAR ASSISTANT COACH



The newest addition to the coaching staff is a familiar and well-decorated one. A three-time All-American at tight end, including a consensus first-team selection (AFCA, Associated Press, D3football.com) in 2022 and 2023, **Alex Larson** '23 (left) was a three-time All-MIAC and D3football.com All-Region honoree. The 6-foot-7 target ended his career as the program's all-time leader in catches (171), receiving yards (2,097) and receiving touchdowns (30) by a tight end. Larson recorded seven 100-yard receiving games (with three others between 96-98 yards) and ended his career fourth in SJU history, regardless of position, in receptions and seventh in receiving touchdowns. He participated in mini-camps with the NFL's Seattle Seahawks and New Orleans Saints in Spring 2024.

JOHNNIES WITHOUT JERRY

**Jerry Haugen** '76 - a longtime fixture at Saint John's on both the sideline and in the dugout - announced his retirement after 48 seasons as the Johnnies' defensive coordinator in August. During his time as a defensive coach, the Johnnie football program posted a 421-99-5 (.807) overall record and a 319-61-4 (.836) mark in the MIAC. He was named the NCAA Division III Defensive Coordinator of the Year by *American Football Monthly* when SJU won the last of its four national titles. Haugen was also part of a Division III national championship during his first season as an assistant in 1976.



In all, he was on the coaching staff for 25 MIAC championships and 29 postseason appearances. The 29 postseason trips consisted of 70 games – a 44-26 record – which accounts for nearly seven additional seasons in playoff contests alone. SJU allowed 14.6 points per game and recorded 72 shutouts – 13.7 percent – during his tenure. Since 1978, his defense finished in the top two of the MIAC in total defense 26 times, including 16 of the past 21 seasons, and in scoring defense 31 times, including 23 of the past 27 seasons.

--continued on p. 12--

Current Statistical Leaders

THE ROYALS' STAT LEADERS

Rushing	Gms.	Att.	Yds.	Avg.	TD	Long
Aaron Ellingson	9	106	592	5.6	14	49
David Geebli	9	77	343	4.5	5	54
Cooper Drews	9	61	215	3.5	3	43
PrinceWarren Kinney	6	52	202	3.9	2	14
Ramero Trevino	4	11	81	7.4	1	35

Passing	Gms.	Att.	Comp.	Int.	TD	Yards
Cooper Drews	9	288	219	8	33	2,541
Albert Rundell	6	13	12	0	1	107
Ryan Bengston	4	17	12	0	0	90

Receiving	Gms.	Rec.	Yds.	Avg.	TD	Long
Joey Kidder	9	76	984	13.0	15	55
Micah Niewald	9	71	810	11.4	8	73
Will Eliason	9	16	183	11.4	1	33
David Geebli	9	14	164	11.7	2	33
Aaron Ellingson	9	19	157	8.3	0	29
Matt Jung	9	3	86	28.7	1	69
Tyler Terry	6	10	86	8.6	1	16

Defense	Solo	Asst.	Total	TFL	Sacks	Int.
Matt Jung	34	27	61	9.0-39	2.5-26	8-203
Isaac Call	26	14	40	3.0-5	---	---
Caden DeWall	21	17	38	17.0-87	13.0-77	---
Nate Farm	26	12	38	1.0-1	---	2-0
Taylor Glynn	16	19	35	7.0-35	4.5-31	---
Jackson Braun	19	11	30	3.5-10	1.0-7	2-35
Jacob Holmen	10	15	25	7.5-51	4.0-40	---
Carter Johnson	11	14	25	3.5-19	1.0-13	1-0
Devin Williams	17	7	24	2.0-2	---	2-55

THE JOHNNIES' STAT LEADERS

Rushing	Gms.	Att.	Yds.	Avg.	TD	Long
Caden Wheeler	5	76	456	6.0	3	52
Will Blakey	9	68	371	5.5	10	20
Corey Bohmert	4	16	172	10.8	1	69
Quinn Christoffersen	7	27	134	5.0	2	24
Takhi Vaughn	3	11	73	6.6	0	25
Wyatt McCabe	4	13	67	5.2	0	13
Mason Delzer	2	9	43	4.8	0	16

Passing	Gms.	Att.	Comp.	Int.	TD	Yards
Aaron Syverson	9	305	235	4	38	3,140
Leyton Riviere	3	27	12	2	1	125
Zander Dittbenner	1	13	7	0	0	56

Receiving	Gms.	Rec.	Yds.	Avg.	TD	Long
Dylan Wheeler	9	66	950	14.4	16	76
Marselio Mendez	9	49	781	15.0	10	52
Joey Gendreau	9	41	547	13.3	4	76
Riley Schwellenbach	9	21	338	16.1	3	58
Owen Amrhein	7	16	191	11.9	1	31
Caden Wheeler	5	18	130	7.2	1	22
Thomas Jacobs	5	6	109	18.2	0	44

Defense	Solo	Asst.	Total	TFL	Sacks	Int.
Aiden McMahon	23	31	54	6.5-37	4.0-30	1-13
Hayden Sanders	27	25	52	10.5-39	4.5-28	---
Cooper Yaggie	26	24	50	5.5-20	2.5-15	1-50
Noah Arneson	24	15	39	0.5-1	---	---
Jake Schwinghammer	15	18	33	3.0-13	1.0-6	---
Zach Frank	13	11	24	10.5-53	8.0-47	---
Jack St. Fleur	10	11	21	1.0-1	---	1-0



## Active Career Leaders

### Rushing Yards

1. Caden Wheeler (115 att.)	740
2. Will Blakey (68 att.)	371
3. Quinn Christoffersen (70 att.)	347
4. Corey Bohmert (16 att.)	172
5. Aaron Syverson (173 att.)	147

### Rushing Touchdowns

1. Will Blakey	10
2. Caden Wheeler	8
3. Quinn Christoffersen	4
Aaron Syverson	4

### Passing Yards (C-A-I-TD)

1. Aaron Syverson (887-1,289-29-134)	11,646
2. Zander Dittbenner (19-37-1-1)	154
3. Leyton Riviere (12-27-2-1)	125

### Receptions

1. Dylan Wheeler	127
2. Marselio Mendez	81
3. Joey Gendreau	70

### Receiving Yards

1. Dylan Wheeler	1,793
2. Marselio Mendez	1,225
3. Joey Gendreau	913

### Receiving Touchdowns

1. Dylan Wheeler	26
2. Marselio Mendez	19
3. Joey Gendreau	10

### Yards from Scrimmage (Rushing+Receiving)

1. Dylan Wheeler	1,793
2. Marselio Mendez	1,234
3. Joey Gendreau	913
4. Caden Wheeler	887

### All-Purpose Yards (Rushing+Receiving+Returns)

1. Marselio Mendez	1,872
2. Dylan Wheeler	1,793
3. Caden Wheeler	1,619

### Tackles

1. Cooper Yaggie	206
2. Hayden Sanders	187
3. Noah Arneson	137
4. Jake Schwinghammer	108
5. Mateo Cisneros	97

### Tackles for Loss

1. Hayden Sanders	23.0
2. Zach Frank	22.0
3. Cooper Yaggie	16.5
4. Joe Akoh	12.5
Aiden McMahon	12.5

### Sacks

1. Zach Frank	14.5
2. Joe Akoh	9.5
3. Isaac Hetland	8.0
4. Aiden McMahon	7.5
5. Hayden Sanders	7.0

### Interceptions

1. Noah Arneson	5
Cooper Yaggie	5
3. Mateo Cisneros	3
Westin Hoyt	3
5. Peyton Goettlicher	2

--continued from p. 11--

The upcoming 2025 baseball season will be the 48th for Haugen as head coach. He has an 891-720-5 (.553) career record, which places him fifth on Division III's winningest active coaches win list, as well as a 502-371 mark in MIAC play. Haugen has directed the SJU baseball program to four MIAC playoff titles, three regular-season championships and 14 consecutive appearances in the MIAC Tournament (16 overall). Haugen Field, the artificial grass playing surface within SJU's Becker Park, was dedicated in April 2017. SJU tied for second in the MIAC with a 13-7 record (24-16 overall) and made its 14th-consecutive appearance in the MIAC Tournament in 2024. Haugen recorded his 500th MIAC win April 27 in his team's doubleheader sweep of St. Scholastica.

In addition to baseball and football, Haugen also served as an assistant basketball coach from 1981-90 during which the Johnnies won two MIAC titles and made six national tournament appearances. He also served as SJU's head hockey coach from 1977 to 1981. All told, Haugen has collected 37 MIAC championships and 43 national tournament appearances over 52 years as a student-athlete and coach. As a student-athlete at SJU, Haugen was a four-year starter in baseball and football, played on three MIAC championship teams and gained All-MIAC honors as a defensive back in 1975. He ranks second on the school's career interception list with 15 (first place without postseason games).

## FUTURE MIAC SCHEDULE CHANGES

The 2024 football season will be the final fall of the MIAC's divisional structure. Beginning in 2025 and into 2026, MIAC football teams will play an eight-game conference schedule featuring seven regularly scheduled in-conference contests and one Championship Week game. After the seventh conference game, teams will be seeded 1-10, with the top two teams (based on in-conference record) playing for the MIAC championship on the home field of the No. 1 seed. The remaining Championship Week matchups will include No. 4 at No. 3, No. 6 at No. 5, No. 8 at No. 7, and No. 10 at No. 9.

Beginning in 2027, the MIAC will return to a traditional, single-round robin schedule with every MIAC team playing every other MIAC team once. Each team will play nine in-conference games and one non-conference game. The 2025 and 2026 seasons will bridge the divisional structure and nine-game format, allowing institutions to honor current non-conference agreements, while establishing a clear transition period with a defined endpoint.

## On This Date in Johnnie Football History...

The Johnnies are 1-1 all-time on November 16: 2013 vs. Bethel (L, 7-28); and 2019 vs. Rose Hulman, Ind. (W, 47-14).

**2013 vs. Bethel (L, 7-28):** SJU ended its 2013 season with a 28-7 loss to then-No. 6 Bethel on this date 11 years ago in Collegeville. The Royals jumped out to a 14-0 lead with a pair of touchdown passes from quarterback Erik Peterson in the first quarter. Peterson connected with Mitch Hallstrom for a 63-yard score on 3rd-and-9 and then, following an SJU interception, hit Jared Schultz for a 28-yard strike. Hallstrom finished the game with 126 yards on seven receptions. SJU responded with a 14-play, 69-yard scoring drive that ended on a 17-yard touchdown pass from Connor Bruns to Rob Voshell. The turning point of the game occurred with five minutes left in the first half when Bethel blocked a 25-yard field-goal attempt by Alexi Johnson, which would have cut the Royals' lead to 14-10, and returned it 50 yards to the SJU 37-yard line. Peterson scored from six yards out eight plays later to make it 21-7. The Johnnies entered halftime down by 14 points despite holding statistical advantages in first downs (9-5), total offense (171-162) and time of possession (20:35-9:25). BU ended the scoring, following another SJU interception, with an 11-yard touchdown run from Peterson, who ended the day 12 of 22 passing for 188 yards and two touchdowns, as well as 55 yards and two more scores on the ground. Running back Sam Sura led all rushers with 87 yards on 23 carries and wide receiver Josh Bungum caught 10 passes for 88 yards. The Royals out-gained SJU 200-89 in the second half and the Johnnies converted only seven of their 20 third-down opportunities in the game.

**2019 vs. Rose-Hulman, Ind. (W, 47-14):** The Johnnies completed their regular-season schedule with a 47-14 non-conference win over the Rose-Hulman Institute of Technology (Ind.) five years ago in Clemens Stadium. SJU totaled 410 yards of offense, an average of 7.3 yards per play, and forced five turnovers en route to a 47-0 lead. All seven SJU touchdowns were scored by sophomores. Quarterback Jackson Erdmann finished 17 of 32 passing for 308 yards and five touchdowns. Wide receiver Matt Mohr recorded his second 100-yard receiving game of the season with 108 yards on three catches. He opened the scoring for SJU with a 66-yard touchdown 3:19 into the game (*right*). Running back Henry Trost found the end zone twice in the game, an 11-yard carry with 7:42 remaining in the opening quarter and caught Erdmann's fifth and final touchdown of the day from seven yards out with 5:51 left in the third. Trost finished with 70 total yards on eight touches (six carries and two catches). Wideout T.J. Hodge finished with six receptions for 62 yards and two touchdowns. Erdmann found him for an 11-yard touchdown with 23 seconds remaining in the first half and again on third-and-10 for a 30-yard touchdown on the Johnnies' first drive of the second half. Cornerback Tommy Deters made sure his first collegiate interception made an impact in the box score as he ended the scoring for SJU with a 26-yard pick-six with 4:20 left in the third quarter.



2024 J-CLUB HALL OF HONOR

Twelve individuals and one team were inducted into Saint John's University's J-Club Hall of Honor last Saturday (Oct. 5) as part of Homecoming festivities. This year's class was selected by a vote of the J-Club's board of directors, who considered nominations that can be made by any club member. Founded in 1959, the J-Club is a dues-based booster organization of former Johnnie student-athletes, parents and fans, and plays a key role in supporting SJU varsity programs, intramurals and club sports.

Three of the 12 individual inductees starred on the SJU football team: running back **Rick Bell** '83, defensive lineman **Ernie England** '81 and running back **Bill Laliberte** '70. A two-sport star in baseball and football, Bell (Cold Spring, Minn./Rocori) rushed for 2,630 yards in his four-year career, a total that still ranks fifth on the school's all-time list. He earned All-MIAC honors as a junior in 1981 when he led the Johnnies in both rushing and receiving. Then, as a senior, he earned All-MIAC and All-America honors after leading SJU to a 9-1 record and a berth in the NAIA playoffs. His 226 receiving yards on Sept. 11, 1982 against St. Cloud State were the most in school history until 2018 and his 14 receptions that afternoon stood as the record until it was tied in 1995 and broken in 1997. Bell scored a then-program record 23 touchdowns in 10 games during the fall of 1982 (now fourth all-time) and ended his career with a record 45, which is now fifth. After graduation, he played almost the entire 1983 season with the Minnesota Vikings and went to training camp with the team the next two years.

By the time England arrived at Saint John's in the fall of 1976, the then-22-year-old freshman had already served four years in the Air Force as a communications specialist where he was a standout football player in the physical and competitive United States Armed Forces Conference. The success continued in Collegeville where he immediately earned a starting job at nose guard, received All-MIAC honors and helped lead the Johnnies to the NCAA Division III national championship in his first season with the team. England (St. Cloud, Minn./Cathedral) went on to earn All-MIAC honors three more times for a total of four - becoming SJU's second four-time All-MIAC honoree (2021 Hall of Honor inductee **Chuck Froehle** '57 is the other) - and All-America honors in 1978 and 1979.

Listed at 5-foot-7 and 140 pounds, Laliberte (Golden Valley, Minn./Robbinsdale) was far from the biggest player on the field during his football career at Saint John's. But there was certainly nothing small about his ability for the big play. The running back had runs of 67 yards or more in four games during the 1968 season, including an 87-yard touchdown run in a 21-6 home win over Minnesota-Duluth that still ranks as the sixth-longest in school history. In fact, 12 of Laliberte's 25 career touchdowns covered 20 yards or more (10 of 30+ yards). He also passed for two touchdowns (48 and 24 yards). As a senior captain in 1969, he ran for 892 yards and 13 touchdowns in 10 games. He carried the ball 24 times for 110 yards and a touchdown in a 21-0 shutout of Simpson in that season's Mineral Water Bowl, earning the game's outstanding back award. Laliberte was also a standout for the Johnnie hockey team, serving as a team captain as a senior during the 1969-70 season.

TWO ALL-REGION RETURNEES

Saint John's had seven D3football.com All-Region 6 honorees last season and two return in 2024: junior defensive tackle **Zach Frank** (second team; Lino Lakes, Minn./Centennial) and senior quarterback **Aaron Syverson** (third team). Frank led SJU with nine tackles for loss and seven quarterback hurries, and tied for the team lead with 5.5 sacks last season. He tied for first in the MIAC with 5.0 sacks and tied for fourth with 8.5 tackles for loss in conference play. Frank started all 10 games a year ago after he suffered a season-ending knee injury in the third game of the 2022 season (at Bethel).

2023 ALL-MIAC HONORS



Saint John's led the conference with 14 All-MIAC honorees in 2023. 15 Johnnies earned 2022 All-MIAC honors. Of the 14 All-MIAC honorees, seven return in 2024: junior safety **Noah Arneson** (Independence, Minn./Orono); senior defensive lineman **Zach Frank** (left) (Independence, Minn./Orono); senior defensive lineman **Tommy Hessburg** (Grosse Pointe Park, Mich./Grosse Pointe South); senior offensive tackle **Grant Peroutka** (Rosemount, Minn.); senior linebacker **Hayden Sanders** (Brooklyn Park, Minn./Champlin Park); senior quarterback **Aaron Syverson** and senior linebacker **Cooper Yaggie**. The All-MIAC honor was the second in a row for Syverson and Yaggie. Senior wide receiver **Marselio Mendez**, senior kicker **Conor Murphy** and junior wide receiver **Dylan Wheeler** were All-MIAC honorable mention.

MIAC LEADERS

The Johnnies led the MIAC in total offense (501.5 ypg.) - for the fifth-straight season - and scoring offense (44.4 ppg.) for the third-consecutive year in conference play. The Johnnies also led the league in passing offense with a program-record of 375.6 yards per MIAC game. SJU's defense finished second in the MIAC in all four statistics in conference play: total defense (275.0 ypg.), rushing defense (65.9 ypg.), passing defense (209.1 ypg.) and scoring defense (17.1 ppg.). Individually, senior quarterback **Aaron Syverson** led the MIAC in completions (219), completion percentage (.691), passing yards (2,894), passing touchdowns (37) and pass-efficiency rating (181.1); **Nick VanErp** '23 tied for the MIAC lead in receiving touchdowns (12); senior kicker **Conor Murphy** in PATs (47) and points scored (59) among kickers; and linebacker **Joe Rossebo** '23 in fumble recoveries (2).

ACADEMIC ALL-DISTRICT

Eight Johnnies were named to the College Sports Communicators (formerly College Sports Information Directors of America, CoSIDA) Academic All-District IV men's football team in 2023: junior safety **Noah Arneson**; senior linebacker **Ben Dahl** (Otsego, Minn./Rogers); senior defensive lineman **Zach Frank**; senior offensive tackle **Tommy Hessburg**; senior kicker **Conor Murphy**; senior offensive tackle **Grant Peroutka**; senior linebacker **Hayden Sanders**; and senior quarterback **Aaron Syverson**. The academic distinction was the second-consecutive for Murphy and Syverson.

10-WIN SEASONS

The Johnnies' 49-0 shutout of Northwestern in the first round of the 2022 NCAA Division III Playoffs secured the program's fourth-consecutive 10-win season (seventh in eight seasons) and 25th overall. No other MIAC program has half of that total and four schools have yet to achieve the feat (Carleton, Hamline, Macalester and St. Olaf).

10-Win Seasons, Among MIAC Schools		
School	No.	Last
Saint John's	25	2022
Concordia	7	2005
Bethel	6	2022
St. Scholastica	2	2014
Augsburg	1	1997
Gustavus	1	1987

DIVISION III RECORD SINCE 1990

Saint John's entered the 2024 season with the third-best winning percentage (.826) in NCAA Division III football since 1990 and the third-most wins (313) among programs with 200 games played or more (see charts below).

Winning Percentage (min. 200 games played)	
.949	Mount Union, Ohio (439-23-1)
.857	Mary Hardin-Baylor, Texas (275-46)
.826	Saint John's (321-67-1)
.824	Linfield, Ore. (287-61-1)
.819	UW-Whitewater (326-72)
.810	Washington & Jefferson, Pa. (303-71)
.798	Wartburg, Iowa (289-73)
.796	Wittenberg, Ohio (282-72-1)
.793	Central, Iowa (280-73)
.791	Wheaton, Ill. (278-73-1)

Wins	
439	Mount Union, Ohio (439-23-1, .949)
326	UW-Whitewater (326-72, .819)
321	Saint John's (321-67-1, .826)
303	Washington & Jefferson, Pa. (303-71, .810)
289	Wartburg, Iowa (289-73, .798)
287	Linfield, Ore. (287-61-1, .824)
282	Wittenberg, Ohio (282-72-1, .796)
280	Central, Iowa (280-73, .793)
278	Wheaton, Ill. (278-73-1, .791)
275	Mary Hardin-Baylor, Texas (275-46, .857)

IN ELITE COMPANY SINCE 2018

The Johnnies are 53-8 since the 2018 season: 2018 (12-1), 2019 (12-2), 2021 (11-1), 2022 (10-2) and 2023 (8-2). Seven of the eight losses were decided by four points or less with a -12 turnover differential (10 takeaways and 22 turnovers). SJU is one of 10 NCAA Division III teams that recorded 50 wins or more during that span and has the fifth-most wins nationally without the results of the unpredictable, COVID-19 season of 2020-21 that SJU did not compete in.

Division III Football Programs w/40+ Wins Since 2018 (entering the 2024 season)		
School	Record Since 2018	Record w/o 2020-21
Mount Union, Ohio	67-5 (.931)	63-5
North Central, Ill.	66-5 (.930)	66-5
Mary Hardin-Baylor, Texas	65-7 (.903)	60-7
UW-Whitewater	57-9 (.864)	57-9
Randolph-Macon, Va.	56-8 (.875)	51-8
<b>Saint John's</b>	<b>53-8 (.869)</b>	<b>53-8</b>
Delaware Valley, Pa.	52-8 (.867)	52-8
Johns Hopkins, Md.	52-9 (.852)	52-9
Muhlenberg, Pa.	52-10 (.839)	52-10
Wartburg, Iowa	51-10 (.836)	51-10

A WINNING TRADITION

The Johnnies' 8-2 record in 2023 served as the program's 55th-consecutive season without a losing record. Augsburg (6-4), Bethel (8-3), Carleton (7-3), Concordia (5-5), Gustavus Adolphus (6-4) and St. Olaf (5-5) also had a non-losing season last fall.

Consecutive Seasons (entering the 2024 season)	
MIAC Team	Without a Losing Record
<b>1. Saint John's</b>	<b>55</b>
2. Bethel	29
3. Gustavus	10
4. Carleton	3
5. Augsburg	2
Concordia	2
St. Olaf	1
8. Hamline, Macalester	0
St. Scholastica	

WINS, ON A NATIONAL SCALE

The 47-14 win over Rose-Hulman (Ind.) on Nov. 16, 2019, enabled Saint John's to become the eighth program in Division III history to reach 650 victories. The Johnnies already own Division III's best winning percentage (among programs with 75 seasons played or more) at .720 and entered the 2024 season sixth in Division III history for wins.

Best NCAA Division III Record, By Wins (entering the 2024 season)					
Rk.	School	Yrs.	Won	Lost	Tied Pct.
1.	Mount Union, Ohio	127	854	397	38 .677
2.	Wittenberg, Ohio	129	799	374	31 .676
3.	Washington & Jefferson, Pa.	132	781	403	40 .654
4.	Widener, Pa.	141	727	447	39 .615
5.	Wabash, Ind.	136	717	401	59 .634
<b>6.</b>	<b>Saint John's</b>	<b>112</b>	<b>681</b>	<b>257</b>	<b>24 .720</b>
7.	Williams, Mass.	137	671	399	47 .622
8.	Amherst, Mass.	143	662	436	54 .598
9.	Franklin & Marshall, Pa.	135	662	511	47 .562
10.	Central, Iowa	115	660	336	26 .659

A PLAYOFF REGULAR

The 2022 NCAA berth was SJU's 32nd postseason appearance in program history and the 28th at the Division III level. The bid was also the eighth consecutive in 10 seasons under the direction of head coach **Gary Fasching** (no season in 2020). He broke the tie for the MIAC record held by former coach **John Gagliardi** (1998-2003) in 2021.

Most Consecutive Postseason Appearances in MIAC History	
No.	Name Years
<b>8</b>	<b>Gary Fasching, Saint John's 2014-22</b>
6	John Gagliardi, Saint John's 1998-2003
5	John Gagliardi, Saint John's 2005-09
4	Glenn Caruso, St. Thomas 2009-12, 2014-17

IN THE NCAA DIVISION III PLAYOFFS

The 2022 postseason appearance was the Johnnies' 32nd (28th at the NCAA Division III level) and eighth consecutive. SJU is second in NCAA Division III history in postseason appearances and third in playoff wins (see charts below and in next column). The Johnnies made four other postseason appearances and have a 48-26 (.649) record overall: three in the NAIA (1963, 1965, 1982) and one showing at the Mineral Water Bowl (1969).

Most NCAA Division III Playoff Appearances Since 1973 (entering the 2024 season)	
Team	No.
1. Mount Union, Ohio	34
<b>2. Saint John's</b>	<b>28</b>
3. Washington & Jefferson, Pa.	26
4. Central, Iowa	22
5. Ithaca, N.Y.	21
6. UW-Whitewater	20
7. Wittenberg, Ohio	19
8. Mary Hardin-Baylor, Texas	18
9. Linfield, Ore.	17
10. Rowan, N.J.	16

Most NCAA Division III Playoff Wins Since 1973 (entering the 2024 season)	
Team	No.
1. Mount Union, Ohio	112
2. UW-Whitewater	60
<b>3. Saint John's</b>	<b>44</b>
4. Mary Hardin-Baylor, Texas	42
5. Rowan, N.J.	31
6. Ithaca, N.Y.	30
North Central, Ill.	30
Wesley, Del.	30
9. Linfield, Ore.	29
10. Central, Iowa	24

600+ WINS

The Johnnies' 2014 NCAA Division III playoff win over St. Scholastica enabled SJU to become the second college football program in Minnesota to reach 600 all-time victories. SJU began the 2024 season 52 wins shy of Division I Minnesota, despite playing 28 fewer seasons than the Golden Gophers.

Most Wins in Minnesota College Football History (entering the 2024 season)					
School	W	L	T	Pct.	Seasons
1. Minnesota	733	543	44	.572	140
<b>2. Saint John's</b>	<b>681</b>	<b>257</b>	<b>24</b>	<b>.720</b>	<b>112</b>
3. St. Thomas	648	357	32	.640	118
4. Minnesota-Duluth	562	281	24	.662	90
5. Concordia-Moorhead	552	324	38	.625	105
6. Gustavus	530	372	21	.586	108
7. MSU-Mankato	506	399	27	.557	97
8. Carleton	502	500	25	.501	128
9. St. Olaf	479	409	20	.539	105
10. Winona State	475	512	32	.482	122

ATTRACTING THE FANS

Collegeville was again the place to be for NCAA Division III football in 2023, as Saint John's finished second to UW-Whitewater, both in total attendance (40,881) and per-game average (8,176), last fall in NCAA Division III. The cumulative total was greater than one Football Bowl Subdivision team (Akron), 85 Football Championship Subdivision teams and all but five of the 164 Division II programs.

2023 NCAA Division III Football Attendance Leaders			
School	Gms.	2023 Att.	Avg.
1. UW-Whitewater	7	62,113	8,873
<b>2. Saint John's</b>	<b>5</b>	<b>40,881</b>	<b>8,176</b>
3. Geneva (Pa.)	5	21,535	4,307
4. Bethel	5	27,217	4,243
5. Trine (Ind.)	5	21,093	4,219
6. Hampden-Sydney (Va.)	6	25,204	4,201
7. Baldwin Wallace (Ohio)	6	25,158	4,193
8. Union (N.Y.)	5	20,808	4,162
9. Wabash (Ind.)	4	15,355	3,839
10. Tufts (Mass.)	4	15,191	3,798



## 2023 SJU vs. FCS/Division II in Upper Midwest Attendance

School	NCAA	Gms.	2023 Att.	Avg.
1. South Dakota State	FCS	9	141,898	15,766
2. North Dakota State	FCS	7	98,522	14,075
3. North Dakota	FCS	7	68,247	9,750
4. Northern Iowa	FCS	5	46,893	9,379
5. Saint John's	III	5	40,881	8,176
6. South Dakota	FCS	8	56,769	7,096
7. Northern State (S.D.)	II	5	26,466	5,293
8. MSU-Mankato	II	6	28,691	4,782
9. Bethel	III	5	21,217	4,243
10. St. Thomas	FCS	5	19,341	3,868

## 2023 MIAC Attendance Leaders

School	Gms.	2023 Att.	Avg.
1. Saint John's	5	40,881	8,176
2. Bethel	5	21,217	4,243
3. Carleton	5	10,125	2,025
4. Concordia	5	8,830	1,766
5. Gustavus Adolphus	5	8,143	1,629
6. Augsburg	6	6,935	1,156
7. Macalester	5	4,865	973
8. St. Olaf	5	4,196	839
9. St. Scholastica	5	2,435	487
10. Hamline	5	1,649	330

## ELLIOTT '03 ON HALL OF FAME BALLOT

Former Saint John's student-athlete **Blake Elliott '03** was named to the College Football Hall of Fame ballot for the 12th-straight year in June 2024. Elliott, who played wide receiver for the Johnnies from 2000-03, is one of 178 former student-athletes on the ballot, including one of 101 from the NCAA divisional and NAIA ranks. The announcement of the 2025 College Football Hall of Fame Class, including the players and coaches from both the Football Bowl Division and the divisional levels, will be made in January 2025. Those selected will be inducted into the College Football Hall of Fame during the 67th NFF Annual Awards Dinner Presented by Las Vegas on Dec. 9, 2025, and permanently enshrined at the Chick-fil-A College Football Hall of Fame in Atlanta.



Elliott excelled for four years and ended his career as the recipient of the Gagliardi Trophy and a national championship in 2003; a season that included **John Gagliardi's** record-breaking 409th career victory. He owns three NCAA playoff records, two MIAC records and 29 SJU receiving records. Elliott was a three-time All-American, a two-time MIAC Player of the Year, a Gagliardi Trophy finalist as a junior and was invited to play in both the AFCA Aztec Bowl and Hula Bowl following the 2003 season. He ended his career second all-time in all NCAA divisions in catches (327) and second in NCAA Division III in touchdown receptions (56). Elliott posted 369 receptions for 4,826 yards and 63 touchdowns in his career, as well as 744 rushing yards and eight touchdowns on 109 carries. Elliott was just as dangerous on special teams as he was on offense, totaling 3,065 yards and seven touchdowns on 195 total returns. His NCAA all-divisions record for consecutive games played with a reception (47) ended in 2008.

To be eligible for the ballot, players must have been named a first-team All-American as recognized and utilized by the NCAA for its consensus All-America teams; played their last year of intercollegiate football at least 10 years prior; played within the last 50 years and cannot be currently playing professional football. From the coaching ranks, 226 individuals have achieved Hall of Fame distinction, including Gagliardi (Class of 2006).

## SJU'S HEAD FOOTBALL COACHES

### CHRONOLOGICAL

Name	Yrs. (Seasons)	Record (Pct.)
John O'Leary	1900-01 (2)	4-2-0 (.667)
Ignatius Vonderhaar	1902 (1)	0-1-0 (.000)
Peter Boquel	1903-04 (2)	3-2-0 (.600)
Harry Comeau	1905-06 (2)	3-0-0 (1.000)
Frank Cassidy	1907 (1)	1-3-0 (.250)
William Brennan	1908-09 (2)	4-6-0 (.400)
Edward Cahill	1920-21 (2)	1-6-0 (.143)
Fred Sanborn	1922-23 (2)	3-8-0 (.273)
Eugene Aldrich	1924 (1)	1-4-1 (.250)
Wilfred Houle	1925-29 (5)	7-22-3 (.266)

Joe Benda	1930-36, 1941-42, 1945-49 (14)	57-32-8 (.629)
George Durenberger	1937-40 (4)	20-10-1 (.661)
Henry Welsch	1944 (1)	1-0-1 (.750)
John McNally	1950-52 (3)	13-9-0 (.591)
John Gagliardi	1953-12 (60)	465-132-10 (.774)
<b>Gary Fasching</b>	<b>2013-current (12)</b>	<b>108-19-0 (.850)</b>

### WINS - OVERALL

1. John Gagliardi	465
2. <b>Gary Fasching</b>	<b>108</b>
3. Joe Benda	57

### PCT. - OVERALL (min. 15 games)

1. <b>Gary Fasching</b>	<b>.850 (108-19)</b>
2. John Gagliardi	.774 (465-132-10)
3. George Durenberger	.661 (20-10-1)

### WINS - MIAC

1. John Gagliardi	362
2. <b>Gary Fasching</b>	<b>77</b>
3. Joe Benda	35

### PCT. - MIAC (min. 10 games)

1. <b>Gary Fasching</b>	<b>.885 (77-10)</b>
2. John Gagliardi	.780 (362-99-9)
3. George Durenberger	.625 (12-7-1)

### WINS - HOME


1. John Gagliardi	241
2. <b>Gary Fasching</b>	<b>62</b>
3. Joe Benda	30

### PCT. - HOME (min. 15 games)

1. <b>Gary Fasching</b>	<b>.886 (62-8)</b>
2. John Gagliardi	.818 (241-52-4)
3. Joe Benda	.722 (30-10-5)

## A JOHNNIE WITH THE NINERS

Offensive tackle **Ben Barch '20** became the 10th Johnnie to be drafted in the NFL when he was selected by the Jacksonville Jaguars with the 10th pick of the fourth round (No. 116 overall) in the 2020 NFL Draft. He appeared in 13 games for the Jaguars, including one start at left guard, and totaled 219 offensive snaps (47 on special teams) in 2020. Barch followed that with 11 starts at right guard and 704 offensive snaps (43 on special teams) in 2021. In 2022, Barch started the Jaguars' first five games at left guard, totaling 293 offensive plays and 19 on special teams, before he suffered a season-ending knee injury. He opened training camp in 2023 on the PUP (physically unable to perform) list and started at left guard in the Jaguars' first three games. Jacksonville released Barch on Oct. 31, moved to the Jaguars' practice squad three days later and signed with the San Francisco 49ers on Nov. 21, for their Super Bowl run. He totaled 241 snaps on the offensive line and 77 on special teams, including five in the Super Bowl, in 2023.



Barch was the lone NCAA Division III attendee at the 2020 Reese's Senior Bowl in Mobile, Ala. Although he did not play in the game, Barch received rave reviews during the three days of practices leading up to the event. He attended the 2020 NFL Scouting Combine that February, but did not participate in the drills or measurements due to the injury suffered during the final Senior Bowl practice. A D3football.com first-team and Associated Press second-team All-American in 2019, Barch started all 14 games at left tackle in 2019. He made 27 straight starts at tackle after he switched from tight end during the 2018 preseason. Through a combination of hard work in the weight room and repeated consumption of a now-famous (or infamous) protein shake recipe (ingredients included scrambled eggs, cottage cheese, quick grits, peanut butter, bananas and Gatorade), Barch gained over 50 pounds and started on the line's left side immediately.

## 2024 - SJU'S SCORING DRIVES

Team (Date)	Plays-Yds.	Span	Qtr.	Clock	Down-Dist.	Scoring Play
Carthage, Wis. (9/7/24)	7-45	4:16	1	8:33	2-G	Dylan Wheeler 5-yard pass from Aaron Syverson (Murphy kick)
Carthage, Wis.	10-67	6:16	1	1:09	2-G	Jaxon Sawyer 2-yard run (Murphy kick)
Carthage, Wis.	5-75	1:16	2	13:36	1-10	Dylan Wheeler 36-yard pass from Aaron Syverson (Murphy kick)
Carthage, Wis.	4-29	2:15	2	9:05	1-G	Quinn Christoffersen 1-yard run (Murphy kick)
Carthage, Wis.	7-63	2:49	2	4:37	1-10	Dylan Wheeler 16-yard pass from Aaron Syverson (Murphy kick)
Carthage, Wis.	9-84	2:20	2	0:28	1-G	Marselio Mendez 10-yard pass from Aaron Syverson (Murphy kick)
Carthage, Wis.	6-72	3:01	3	11:51	1-10	Aaron Syverson 28-yard run (Murphy kick)
Wartburg, Iowa (9/14/24)	4-57	1:54	1	6:51	3-G	Quinn Christoffersen 3-yard pass from Aaron Syverson (Murphy kick)
Wartburg, Iowa	12-68	5:11	2	11:25	3-6	Riley Schwellenbach 14-yard pass from Aaron Syverson (Murphy kick)
Wartburg, Iowa	14-83	7:34	3	7:23	3-G	Marselio Mendez 4-yard pass from Aaron Syverson (Murphy kick)
Wartburg, Iowa	7-69	3:43	3	0:53	1-G	Will Blakey 8-yard run (Murphy kick)
Wartburg, Iowa	5-32	3:10	4	3:32	1-G	Will Blakey 1-yard run (Murphy kick)
at Bethel (9/28/24)	12-69	6:33	1	8:21	2-10	Dylan Wheeler 15-yard pass from Aaron Syverson (Murphy kick)
at Bethel	8-73	4:16	1	3:18	1-G	Caden Wheeler 4-yard run (Murphy kick)
at Bethel	4-14	1:24	1	0:31	2-G	Will Blakey 1-yard run (Murphy kick)
at Bethel	6-52	3:15	2	11:10	3-G	Dylan Wheeler 4-yard pass from Aaron Syverson (Murphy kick)
at Bethel	8-55	4:21	3	8:31	1-G	Will Blakey 2-yard run (Murphy kick)
at Bethel	6-14	2:53	4	10:29	4-8	Conor Murphy 29-yard field goal
at Bethel	7-63	3:15	4	6:04	3-8	Marselio Mendez 38-yard pass from Aaron Syverson (Murphy kick)
Augsburg (10/5/24)	9-62	3:06	1	6:35	2-G	Caden Wheeler 2-yard run (Murphy kick)
Augsburg	6-47	2:08	1	1:26	2-12	Owen Amrhein 21-yard pass from Aaron Syverson (Murphy kick)
Augsburg	6-69	2:42	2	6:33	1-10	Dylan Wheeler 35-yard pass from Aaron Syverson (Murphy kick)
Augsburg	6-66	2:29	2	1:55	1-G	Will Blakey 3-yard run (Murphy kick)
Augsburg	13-82	6:43	3	4:16	1-G	Dylan Wheeler 19-yard pass from Aaron Syverson (Murphy kick)
Augsburg	12-84	6:02	4	8:01	4-6	Conor Murphy 28-yard field goal
Augsburg	7-44	4:00	4	1:54	2-G	Dylan Wheeler 10-yard pass from Aaron Syverson (Murphy kick)
at Concordia (10/12/24)	13-69	4:41	1	4:04	4-G	Conor Murphy 24-yard field goal
at Concordia	6-64	3:03	2	10:10	2-G	Caden Wheeler 4-yard pass from Aaron Syverson (Murphy kick)
at Concordia	7-75	4:08	2	5:47	2-G	Charlie King 3-yard pass from Aaron Syverson (Murphy kick)
at Concordia	5-82	0:27	2	0:04	1-G	Dylan Wheeler 4-yard pass from Aaron Syverson (Murphy kick)
at Concordia	11-87	6:06	4	11:29	2-G	Marselio Mendez 23-yard pass from Aaron Syverson (Murphy kick)
at Concordia	3-90	0:51	4	1:46	1-10	Dylan Wheeler 76-yard pass from Aaron Syverson (Murphy kick)
at Carleton (10/19/24)	7-65	3:17	1	7:52	1-10	Marselio Mendez 20-yard pass from Aaron Syverson (Ell run failed)
at Carleton	7-80	2:55	1	0:46	3-10	Dylan Wheeler 27-yard pass from Aaron Syverson (Murphy kick)
at Carleton	6-50	3:46	2	10:12	1-G	Will Blakey 2-yard run (Murphy kick)
at Carleton	12-47	5:25	3	9:34	2-G	Joey Gendreau 4-yard pass from Aaron Syverson (Murphy kick)
at Carleton	6-79	3:27	3	1:41	3-G	Dylan Wheeler 6-yard pass from Aaron Syverson (Murphy kick)
at Carleton	2-64	0:12	4	14:52	2-4	Riley Schwellenbach 58-yard pass from Aaron Syverson (Murphy kick)
at Carleton	3-81	1:26	4	4:58	1-10	Corey Bohmert 69-yard run (Murphy kick)
Gustavus (10/26/24)	13-82	7:23	2	2:20	2-G	Caden Wheeler 1-yard run (Murphy kick)
Gustavus	2-74	0:48	3	14:08	2-12	Joey Gendreau 76-yard pass from Aaron Syverson (Murphy kick)
Gustavus	8-69	3:39	3	9:34	2-14	Dylan Wheeler 34-yard pass from Aaron Syverson (Murphy kick)
Gustavus	5-49	2:50	4	6:17	2-G	Quinn Christoffersen 1-yard run (Murphy kick blocked)
Gustavus	6-36	2:12	4	1:49	3-G	Riley Schwellenbach 13-yard pass from Aaron Syverson (Murphy kick)
at St. Scholastica (11/2/24)	5-71	1:07	1	11:28	1-10	Marselio Mendez 27-yard pass from Aaron Syverson (Murphy kick)
at St. Scholastica	6-59	2:05	1	8:16	2-G	Will Blakey 5-yard run (Murphy kick)
at St. Scholastica	6-66	2:35	1	4:37	1-G	Will Blakey 6-yard run (Murphy kick)
at St. Scholastica	4-31	1:38	1	2:49	2-G	Charlie King 1-yard pass from Aaron Syverson (Murphy kick)
at St. Scholastica	2-56	0:43	1	0:53	1-10	Marselio Mendez 16-yard pass from Aaron Syverson (Murphy kick)
at St. Scholastica	2-24	0:46	2	14:01	2-9	Joey Gendreau 23-yard pass from Aaron Syverson (Murphy kick)
at St. Scholastica	2-17	0:40	2	11:33	2-4	Joey Gendreau 11-yard pass from Aaron Syverson (Murphy kick)
at St. Scholastica	9-58	4:19	2	6:22	1-G	Will Blakey 1-yard run (Murphy kick)
at St. Scholastica	---	---	2	6:04	1-10 (Opp.)	Alex Harren 24-yard interception return (Murphy kick)
at St. Scholastica	8-83	4:49	4	5:29	1-G	Charlie Plum 10-yard pass from Leyton Riviere (Murphy kick)
St. Olaf (11/9/24)	7-70	3:27	1	11:26	1-G	Will Blakey 3-yard run (Murphy kick)
St. Olaf	5-58	2:19	1	6:59	2-4	Dylan Wheeler 21-yard pass from Aaron Syverson (Murphy kick)
St. Olaf	14-80	7:30	2	9:03	2-G	Marselio Mendez 5-yard pass from Aaron Syverson (Murphy kick blocked)
St. Olaf	1-51	0:08	2	6:40	1-10	Marselio Mendez 51-yard pass from Aaron Syverson (Murphy kick)
St. Olaf	6-79	2:03	2	3:03	1-G	Dylan Wheeler 10-yard pass from Aaron Syverson (Murphy kick)
St. Olaf	---	---	3	12:51	3-8 (Opp.)	Cooper Yaggie 50-yard interception return (Murphy kick)
St. Olaf	5-65	2:13	3	8:23	1-G	Marselio Mendez 4-yard pass from Aaron Syverson (Murphy kick)
St. Olaf	2-83	0:44	3	6:19	1-10	Dylan Wheeler 65-yard pass from Aaron Syverson (Murphy kick)

2024 - SJU'S SCORING DRIVES ALLOWED

Team (Date)	Plays-Yds.	Span	Qtr.	Clock	Down-Dist.	Scoring Play
Wartburg, Iowa (9/14/24)	10-71	6:02	1	8:52	4-2	Bricen White 9-yard run (O'Neill kick)
Wartburg, Iowa	4-75	1:35	4	6:43	1-10	John McConohy 21-yard pass from Carter Markham (O'Neill kick failed)
at Bethel (9/28/24)	2-75	0:33	1	7:43	2-4	Matt Jung 69-yard pass from Cooper Drews (Cifuentes kick)
at Bethel	15-88	1:47	2	0:04	1-G	Ethan Sailer 4-yard pass from Cooper Drews (Cifuentes kick failed)
at Bethel	---	---	3	3:38	4-9 (SJU)	Matt Jung 84-yard interception return (Nowacki kick)
Augsburg (10/5/24)	8-75	5:12	1	9:48	2-17	Tyrone Wilson 57-yard pass from Marcus Freeman (Wangensteen kick)
Augsburg	7-42	3:41	2	9:21	1-10	Devin Schelske 16-yard pass from Marcus Freeman (Wangensteen kick)
Augsburg	4-75	2:05	4	5:56	1-G	Tyrique Givance 5-yard pass from Marcus Freeman (Freeman pass failed)
at Concordia (10/12/24)	7-31	4:00	1	10:15	4-6	Damien Silus 31-yard field goal
at Concordia	10-53	5:39	2	13:18	1-G	Jordan Summers 2-yard run (Silus kick)
at Concordia	1-75	0:15	2	9:55	1-15	Jed Klang 80-yard pass from Cooper Mattern (Silus kick)
at Concordia	6-52	0:47	2	0:40	1-G	Jed Klang 7-yard pass from Cooper Mattern (Silus kick)
at Concordia	9-75	5:38	3	9:22	1-10	Owen Miller 15-yard pass from Cooper Mattern (Silus kick)
at Carleton (10/19/24)	1-75	0:11	2	9:58	1-10	Tyler Dimond 75-yard pass from Nick Toole (Merkelbach kick)
St. Olaf (11/9/24)	4-53	1:04	3	7:11	1-10	Gus Gartzke 17-yard run (Halek run failed)

SJU'S ALL-TIME POSTSEASON RESULTS

Date	Opponent	Location	Result	Round
1963				
Nov. 30	vs. Emporia State (Kan.)	Bloomington	W, 54-0	NAIA Semifinal
Dec. 14	vs. Prairie View A&M (Texas)	Sacramento, Calif.	W, 33-27	NAIA Championship
1965				
Nov. 27	vs. Fairmont State (W.Va.)	Bloomington	W, 28-7	NAIA Semifinal
Dec. 11	vs. Linfield (Ore.)	Augusta, Ga.	W, 33-0	NAIA Championship
1969				
Nov. 29	vs. Simpson (Iowa)	Excelsior Springs, Mo.	W, 21-0	Mineral Water Bowl
1976				
Nov. 20	at Augustana (Ill.)	Rock Island, Ill.	W, 46-7	NCAA Quarterfinal
Nov. 27	Buena Vista (Iowa)	Collegeville	W, 61-0	NCAA Semifinal
Dec. 4	vs. Towson State (Md.)	Phenix City, Ala.	W, 31-28	NCAA Championship
1977				
Nov. 19	Wabash (Ind.)	Collegeville	L, 9-20	NCAA Quarterfinal
1982				
Nov. 20	at Northwestern (Iowa)	Orange City, Iowa	L, 28-33	NAIA Quarterfinal
1985				
Nov. 23	at Occidental (Calif.)	Los Angeles, Calif.	L, 10-28	NCAA First Round
1987				
Nov. 21	at Gustavus Adolphus	St. Peter	W, 7-3	NCAA First Round
Nov. 28	at Central (Iowa)	Pella, Iowa	L, 3-13	NCAA Quarterfinal
1989				
Nov. 18	Simpson (Iowa)	Collegeville	W, 42-35	NCAA First Round
Nov. 25	at Central (Iowa)	Pella, Iowa	W, 27-24	NCAA Quarterfinal
Dec. 2	at Dayton (Ohio)	Dayton, Ohio	L, 0-28	NCAA Semifinal
1991				
Nov. 23	Coe (Iowa)	Collegeville	W, 75-2	NCAA First Round
Nov. 30	vs. UW-La Crosse	Metrodome	W, 29-10	NCAA Quarterfinal
Dec. 7	at Dayton (Ohio)	Dayton, Ohio	L, 7-19	NCAA Semifinal
1993				
Nov. 20	Coe (Iowa)	Collegeville	W, 32-14	NCAA First Round
Nov. 27	at UW-La Crosse	La Crosse, Wis.	W, 47-25	NCAA Quarterfinal
Dec. 4	at Mount Union (Ohio)	Alliance, Ohio	L, 8-56	NCAA Semifinal
1994				
Nov. 19	La Verne (Calif.)	Collegeville	W, 51-12	NCAA First Round
Nov. 26	Wartburg (Iowa)	Collegeville	W, 42-14	NCAA Quarterfinal
Dec. 3	Albion (Mich.)	Collegeville	L, 16-19	NCAA Semifinal
1996				
Nov. 23	vs. Simpson (Iowa)	Metrodome	W, 21-18	NCAA First Round
Nov. 30	at UW-La Crosse	La Crosse, Wis.	L, 30-37	NCAA Quarterfinal
1998				
Nov. 21	Pacific Lutheran (Wash.)	Collegeville	W, 33-20	NCAA First Round
Nov. 28	UW-Eau Claire	Collegeville	L, 7-10	NCAA Quarterfinal
1999				
Nov. 20	UW-Stevens Point	Collegeville	W, 23-10	NCAA First Round
Nov. 27	Central (Iowa)	Collegeville	W, 10-9	NCAA Second Round
Dec. 4	Pacific Lutheran (Wash.)	Collegeville	L, 9-19	NCAA Quarterfinal
2000				
Nov. 18	at UW-Stout	Menomonie, Wis.	W, 26-19	NCAA First Round
Nov. 25	at Pacific Lutheran (Wash.)	Tacoma, Wash.	W, 28-21 (OT)	NCAA Second Round
Dec. 2	at Central (Iowa)	Pella, Iowa	W, 21-18	NCAA Quarterfinal
Dec. 9	at Hardin-Simmons (Texas)	Ablene, Texas	W, 38-14	NCAA Semifinal
Dec. 16	vs. Mount Union (Ohio)	Salem, Va.	L, 7-10	NCAA Championship

Date	Opponent	Location	Result	Round
2001				
Nov. 17	St. Norbert (Wis.)	Collegeville	W, 27-20	NCAA First Round
Nov. 24	UW-Stevens Point	Collegeville	W, 9-7	NCAA Second Round
Dec. 1	vs. Pacific Lutheran (Wash.)	FargoDome	W, 31-6	NCAA Quarterfinal
Dec. 8	at Mount Union (Ohio)	Alliance, Ohio	L, 14-35	NCAA Semifinal
2002				
Nov. 23	Redlands (Calif.)	Collegeville	W, 31-24	NCAA First Round
Nov. 30	Coe (Iowa)	Collegeville	W, 45-14	NCAA Second Round
Dec. 7	at Linfield (Ore.)	McMinnville, Ore.	W, 21-14	NCAA Quarterfinal
Dec. 14	at Trinity (Texas)	San Antonio, Texas	L, 34-41	NCAA Semifinal
2003				
Nov. 29	St. Norbert (Wis.)	Collegeville	W, 38-13	NCAA Second Round
Dec. 6	Linfield (Ore.)	Collegeville	W, 31-25	NCAA Quarterfinal
Dec. 13	Rensselaer (N.Y.)	Collegeville	W, 38-10	NCAA Semifinal
Dec. 20	vs. Mount Union (Ohio)	Salem, Va.	W, 24-6	NCAA Championship
2005				
Nov. 19	Monmouth (Ill.)	Collegeville	W, 62-3	NCAA First Round
Nov. 26	at UW-Whitewater	Whitewater, Wis.	L, 7-34	NCAA Second Round
2006				
Nov. 18	at Central (Iowa)	Pella, Iowa	W, 21-13	NCAA First Round
Nov. 25	at Whitworth (Wash.)	Spokane, Wash.	W, 21-3	NCAA Second Round
Dec. 2	at UW-Whitewater	Whitewater, Wis.	L, 14-17	NCAA Quarterfinal
2007				
Nov. 17	Redlands (Calif.)	Collegeville	W, 41-13	NCAA First Round
Nov. 24	at Central (Iowa)	Pella, Iowa	L, 7-37	NCAA Second Round
2008				
Nov. 22	at UW-Whitewater	Whitewater, Wis.	L, 7-37	NCAA First Round
2009				
Nov. 21	Coe (Iowa)	Collegeville	L, 27-34	NCAA First Round
2014				
Nov. 22	St. Scholastica	Collegeville	W, 35-7	NCAA First Round
Nov. 29	at Wartburg (Iowa)	Waverly, Iowa	L, 10-21	NCAA Second Round
2015				
Nov. 21	Dubuque (Iowa)	Collegeville	W, 51-7	NCAA First Round
Nov. 28	at St. Thomas	St. Paul	L, 19-38	NCAA Second Round
2016				
Nov. 19	UW-Platteville	Collegeville	W, 32-31	NCAA First Round
Nov. 26	at UW-Oshkosh	Oshkosh, Wis.	L, 14-31	NCAA Second Round
2017				
Nov. 18	at North Central (Ill.)	Naperville, Ill.	L, 7-17	NCAA First Round
2018				
Nov. 17	Martin Luther	Collegeville	W, 84-6	NCAA First Round
Nov. 24	Whitworth (Wash.)	Collegeville	W, 45-24	NCAA Second Round
Dec. 1	at Mary Hardin-Baylor (Texas)	Belton, Texas	L, 18-21	NCAA Quarterfinal
2019				
Nov. 23	Aurora (Ill.)	Collegeville	W, 51-47	NCAA First Round
Nov. 30	at Chapman (Calif.)	Orange, Calif.	W, 55-26	NCAA Second Round
Dec. 7	at Wheaton (Ill.)	Wheaton, Ill.	W, 34-33	NCAA Quarterfinal
Dec. 14	at UW-Whitewater	Whitewater, Wis.	L, 32-35	NCAA Semifinal
2021				
Nov. 20	Lake Forest (Ill.)	Collegeville	W, 41-14	NCAA First Round
Nov. 27	Linfield (Ore.)	Collegeville	L, 28-31	NCAA Second Round
2022				
Nov. 19	Northwestern	Collegeville	W, 49-0	NCAA First Round
Nov. 26	Wartburg (Iowa)	Collegeville	L, 20-23	NCAA Second Round



2024 – TRACKING THE TURNOVERS

Takeaways (17)	Qtr.	SJU Result
INT - Carthage, Wis. (Linton)	2	TD
INT - Carthage, Wis. (Cisneros)	3	Downs
INT - Carthage, Wis. (Bjork)	4	End of Game
INT - Bethel (Hoyt)	1	TD
INT - Bethel (McMahon)	2	Punt
INT - Bethel (Gallagher)	4	FG
FUM - Bethel (Sanders)	4	TD
INT - Bethel (Hoyt)	4	End of Game
INT - Augsburg (St. Fleur)	1	TD
FUM - Augsburg (J. Akoh/Hetland)	2	TD
INT - Gustavus (Simonson)	3	Fumble
FUM - St. Scholastica (J. Akoh/Yaggie)	1	TD
FUM - St. Scholastica (Blakey/Potter)	2	TD
INT - St. Scholastica (Harren)	2	TD*
FUM - St. Scholastica (Bjork)	2	Punt
INT - St. Olaf (Hoyt)	1	TD
INT - St. Olaf (Yaggie)	3	TD*
TOTAL: 17 takeaways for 72 points (11-for-17 scoring)		

Turnovers (13)	Qtr.	Opp. Result
FUM - Wartburg, Iowa (Alexander/Tyler)	4	Punt
FUM - Bethel (Jung/Richards)	2	INT
INT - Bethel (Jung)	3	TD*
INT - Bethel (Johnson)	4	INT
FUM - Augsburg (Marquez-Reagan Jr./Starr)	2	TD
INT - Concordia (Weber)	1	FG
FUM - Concordia (Musse/Sullivan)	3	Punt
FUM - Carleton (Reinke)	1	Punt
FUM - Carleton (Allen/H. Detmer)	2	End of Half
FUM - Gustavus (DeKam/Gratacos)	3	Downs
INT - St. Scholastica (Hutchinson)	4	Downs
INT - St. Olaf (Short)	2	End of Half
INT - St. Olaf (Thomas)	4	Punt
TOTAL: 13 turnovers for 17 points (3-for-13 scoring)		

\*the turnover was returned for a touchdown

Scoring Off Turnovers (+55, 72/17)

2024 – EXPLOSIVE PLAYS (20+ YARDS)

Player	No.	TD	R	P	KR	PR	IR	FR
Marselio Mendez	29	5	--	18	8	3	--	--
Dylan Wheeler	13	7	--	13	--	--	--	--
Joey Gendreau	10	2	--	10	--	--	--	--
Riley Schwellenbach	6	1	--	6	--	--	--	--
Owen Amrhein	5	1	--	5	--	--	--	--
Caden Wheeler	5	--	3	2	--	--	--	--
Corey Bohmert	3	1	2	1	--	--	--	--
Will Blakey	2	--	2	--	--	--	--	--
Thomas Jacobs	2	--	--	2	--	--	--	--
Joey Moberg	2	--	--	1	1	--	--	--
Jack Bjork	1	--	--	--	--	--	1	--
Quinn Christoffersen	1	--	1	--	--	--	--	--
Alex Harren	1	1	--	--	--	--	1	--
Westin Hoyt	1	--	--	--	--	--	1	--
Blake Simonson	1	--	--	--	--	--	1	--
Aaron Syverson	1	1	1	--	--	--	--	--
Takhi Vaughn	1	--	1	--	--	--	--	--
Cooper Yaggie	1	1	--	--	--	--	1	--

TOTAL: 85 (21 TD)  
Rushing: 10 (2 TD)  
Passing: 58 (16 TD)  
Kickoff Returns: 9 (0 TD)  
Punt Returns: 3 (0 TD)  
Interception Returns: 5 (2 TD)  
Blocked Kick/Fumble Returns: 0 (0 TD)

2024 – LONGEST PLAYS OF THE YEAR

Rush: 69, Corey Bohmert at Carleton (Oct. 19)  
Pass Reception: 76, Joey Gendreau vs. Gustavus (Oct. 26)/Dylan Wheeler at Concordia (Oct. 12)  
Kickoff Return: 33, Marselio Mendez vs. Wartburg, Iowa (Sept. 14)  
Punt Return: 38, Marselio Mendez at St. Scholastica (Nov. 2)  
Interception Return: 56, Jack Bjork vs. Carthage, Wis. (Sept. 7)  
Blocked Kick/Fumble Return: N/A  
Punt: 52, Spencer Ell at Bethel (Sept. 28)  
Field Goal: 29, Conor Murphy at Bethel (Sept. 28)

## When Saint John's Has the Ball

### Saint John's Offense

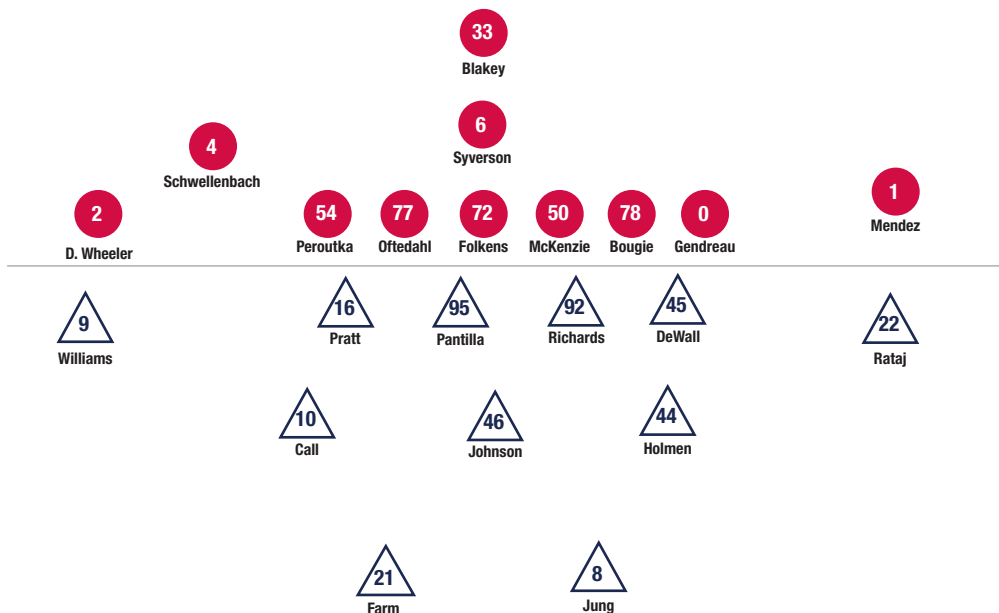
WR	1	Marselio Mendez, Sr. (5-9, 165)
WR	4	Riley Schwellenbach, So. (5-9, 160)
LT	78	Michael Bougie, So. (6-5, 300)
LG	50	Nick McKenzie, Sr. (6-1, 280)
C	72	Charlie Folkens, Sr. (6-3, 290)
RG	77	Mikey Oftedahl, Fr. (6-2, 295)
RT	54	Grant Peroutka, Sr. (6-1, 280)
TE	0	Joey Gendreau, Jr. (6-3, 230)
WR	2	Dylan Wheeler, Jr. (6-2, 190)
QB	6	Aaron Syverson, Sr. (6-0, 195)
RB	33	Will Blakey, So. (6-0, 200)

### Bethel Defense

DE	16	Hunter Pratt, Sr. (6-2, 225)
DT	95	Reese Pantilla, Sr. (6-2, 280)
DT	92	Noah Richards, Sr. (6-2, 270)
DE	45	Caden DeWall, Sr. (6-1, 225)
LB	46	Carter Johnson, Sr. (5-11, 210)
LB	44	Jacob Holmen, Sr. (6-3, 235)
LB	10	Isaac Call, Sr. (6-3, 205)
CB	9	Devin Williams, Jr. (6-1, 210)
SS	8	Matt Jung, So. (6-3, 215)
FS	21	Nate Farm, Gr. (6-1, 210)
CB	22	Gavin Rataj, Sr. (6-2, 190)

### Saint John's Special Teams

K	12	Conor Murphy, Sr. (5-10, 180)
P	18	Spencer Ell, Sr. (5-11, 185)
LS	44	Andrew Molenaar, Jr. (6-0, 230)
SS	2	Nolan Dumonceaux, Fr. (6-0, 180)
H	18	Spencer Ell, Sr. (5-11, 185)
KR	1	Marselio Mendez, Sr. (5-9, 165)
PR	1	Marselio Mendez, Sr. (5-9, 175)



## When Bethel Has the Ball

### Bethel Offense

WR	2	Joey Kidder, Gr. (6-3, 220)
LT	63	Josh Helling, Gr. (6-6, 315)
LG	66	Isaiah Ward, Jr. (6-2, 275)
C	73	Jaeger Ash, So. (6-0, 265)
RG	62	Juan Orozco Sanchez, Jr. (6-0, 280)
RT	58	Roman Janes, So. (6-3, 305)
TE	83	Joe Kujawa, Sr. (6-4, 230)
WR	15	Micah Niewald, Sr. (5-10, 180)
WR	13	Will Eliason, Sr. (6-0, 185)
QB	9	Cooper Drews, So. (6-5, 215)
RB	26	Aaron Ellingson, Gr. (6-1, 220)

### Saint John's Defense

DE	1	Joe Akoh, Sr. (6-4, 240)
DT	97	Zach Frank, Sr. (6-3, 270)
DT	90	Landon Gallagher, Sr. (6-2, 250)
DE	32	Jake Schwinghammer, Sr. (6-0, 215)
LB	3	Cooper Yaggie, Sr. (6-0, 210)
LB	23	Aiden McMahon, So. (6-1, 220)
LB	43	Hayden Sanders, Sr. (6-0, 220)
CB	16	Blake Simonson, Jr. (5-11, 175)
S	11	Noah Arneson, Jr. (6-0, 195)
S	33	Jack St. Fleur, Jr. (6-0, 210)
CB	9	Westin Hoyt, Fr. (6-1, 190)

### Bethel Special Teams

K	33	Hugo Cifuentes, Gr. (5-10, 190)
P	13	Will Eliason, Sr. (6-0, 185)
LS	41	Eli Scheideman, So. (6-2, 200)
KR	20	Will Barthel, Fr. (6-0, 175)
PR	8	Matt Jung, So. (6-3, 215)

