

SAINT JOHN'S JOHNNIES

OFFICIAL 2021 SAINT JOHN'S UNIVERSITY FOOTBALL GAME INFORMATION

4-Time National Champions • 1963, 1965, 1976, 2003

34 MIAC Titles • 30 Postseason Appearances

No. 6 SAINT JOHN'S UNIVERSITY (0-0, 0-0 MIAC) vs. No. 23 AURORA UNIVERSITY (0-0, 0-0 NACC)

Saturday, September 4, 2021; 1 p.m. | Clemens Stadium (cap. 8,500); Collegeville, Minn.



Nickname: Johnnies
Location: Collegeville, Minn.
Founded: 1857
Enrollment: 1,546
School Colors: Cardinal and Blue
Conference: Minnesota Intercollegiate Athletic (MIAC)
President: Dr. James Mullen
Athletic Director: Bob Alpers '82
Home Field (Capacity): Clemens Stadium (8,500)
Head Coach: Gary Fasching '81
SJU Record: 70-14 (Ninth season)
Overall Record: 70-14 (Ninth season)
Record vs. Aurora: 1-0

Nickname: Spartans
Location: Aurora, Ill.
Founded: 1893
Enrollment: 4,104
School Colors: Royal Blue and White
Conference: Northern Athletics Collegiate (NACC)
President: Dr. Rebecca L. Sherrick
Vice President for Athletics: Jim Hamad
Home Field (Capacity): Vago Field (1,750)
Head Coach: Don Beebe
Aurora Record: 12-2 (Third season)
Overall Record: 12-2 (Third season)
Record vs. Saint John's: 0-1

SATURDAY'S LONG-AWAITED SEASON OPENER

Saint John's begins its 110th season Saturday against Aurora (Ill.), a rematch of the wild 51-47 shootout win in the first round of the 2019 NCAA Division III playoffs. The game will be the Johnnies' first in 630 days and one of five at home out of the schedule's first six this fall. SJU (12-2, 7-1 MIAC) won a share of its MIAC-record 34th conference title and made its sixth consecutive postseason appearance (30th overall, 26th in Division III), advancing to the national semifinals, in 2019. Aurora, meanwhile, won the NACC title with a 7-0 record (9-2 overall) and made its first postseason appearance since 2008 back in 2019. The Spartans posted a 3-0 record last spring.

THE JOHNNIE RADIO NETWORK

Saturday's game can be heard live on WBHR-660 AM across central Minnesota, KDIZ-1570 AM in the Twin Cities and KOWZ-1170 AM in Waseca, which covers most of southern Minnesota and into western Wisconsin. Mark Lewandowski, Bryan Backes, Mike Carr and Charlie Carr will call all the action, beginning with Johnnies Magazine at 11 a.m. and the pre-game show at 11:30 a.m. The game will also be broadcast on the SJU football website via Stretch Internet. This is the 24th season SJU football can be heard worldwide over the internet.



SAME NIGHT, SAME PLACE FOR FOOTBALL WEEKLY

Tune in to Football Weekly during the football season this fall, each Thursday from 7-8 p.m., at the Blue Line Sports Bar & Grill in Sartell. Guests include head coach Gary Fasching, an SJU assistant coach, an SJU football student-athlete and a local high school head coach each week. The radio show airs live on WBHR-660 AM and gojohnnies.com via the Stretch Internet portal.

JOHNNIES & FASCHING ON KOOL-TV

Based out of Alexandria, Minn., KOOL-TV will again produce tape-delayed broadcasts of all Saint John's home football games, as well as the "Gary Fasching Coaches' Show," for the sixth consecutive season in 2021. The 30-minute show airs at 6:30 p.m. each Tuesday night during the football season, followed by the tape-delayed home broadcast. Viewers outside of the KOOL-TV broadcast area will be able to watch the coaches' show and home-game broadcast as they are airing Tuesday nights on www.kooltv-mn.com. Neither broadcast will be archived online for future viewing. If you are not receiving KOOL-TV in your current television package, interested viewers are encouraged to visit www.getkooltv.com and sign the petition.



MEDIA CONTACTS

• Saint John's - Ryan Klinkner, Athletic Media Relations Director
320-363-3127, rklinkner@csbsju.edu
Website: www.gojohnnies.com | Twitter: @SJUJohnnies | Instagram: @johnnieathletics

• Aurora - Brian Kipley, Director of Athletic Communications
630-844-7575, bkipley@aurora.edu
Website: www.athletics.aurora.edu | Twitter: @AU_Spartans | Instagram: @auspartansports

2019 STATISTICAL COMPARISONS

Aurora <small>(NCAA/NACC)</small>		Saint John's <small>(NCAA/MIAC)</small>	
49.2 (3rd/1st)	Scoring Offense	41.6 (16th/3rd)	
25.1 (109th/3rd)	Scoring Defense	18.2 (41st/3rd)	
519.2 (5th/1st)	Total Offense	512.9 (6th/2nd)	
359.2 (121st/3rd)	Total Defense	304.4 (48th/3rd)	
32:05	Avg. Time of Possession	29:04	
PASSING			
329.2 (8th/1st)	Passing Offense	371.4 (2nd/1st)	
234.6 (182nd/8th)	Passing Defense	203.3 (104th/4th)	
57	Passing TD's	49	
23	Passing TD's Allowed	20	
169.6 (17th/1st)	Pass Efficiency	178.5 (6th/2nd)	
124.1 (108th/3rd)	Pass-Efficiency Defense	115.5 (71st/3rd)	
RUSHING			
190.0 (49th/4th)	Rushing Offense	141.4 (119th/5th)	
124.5 (84th/1st)	Rushing Defense	101.1 (37th/3rd)	
17	Rushing TD's	33	
16	Rushing TD's Allowed	12	
DEFENSE			
30	Sacks (Total)	40	
76	Tackles For Loss (Total)	86	
SPECIAL TEAMS			
28 (39.2)	Punts (Avg.)	41 (34.1)	
43 (19.1)	Kick Returns (Avg.)	31 (20.5)	
16 (5.1)	Punt Returns (Avg.)	30 (6.2)	
34.1	Kickoff Coverage (Net Avg.)	36.3	
TURNOVERS			
+5 (24/19)	Turnover Margin	+9 (28/19)	
12	Interceptions	19	
11	Interceptions Thrown	10	
12	Fumbles Gained (Defensive)	9	
8	Fumbles Lost	9	
MISCELLANEOUS			
88.3% (53-60)	Red-Zone Offense	75.0% (57-76)	
81.1% (30-37)	Red-Zone Defense	79.5% (31-39)	
54.1% (80-148)	3rd-Down Offense	45.9% (72-157)	
38.7% (63-163)	3rd-Down Defense	37.6% (80-213)	
1,308 (5 games)	Avg. Home Attendance	4,974 (6 games)	

2021 SCHEDULES

Saint John's (0-0, 0-0 MIAC)		
Sept. 4	AURORA, Ill.	1 p.m.
Sept. 18	MARTIN LUTHER	1 p.m.
Sept. 25	BETHEL*	1 p.m.
Oct. 2	at Concordia*	1 p.m.
Oct. 9	AUGSBURG* (Homecoming)	1 p.m.
Oct. 16	ST. OLAF** (Family Weekend)	1 p.m.
Oct. 23	at Gustavus Adolphus**	1 p.m.
Oct. 30	ST. SCHOLASTICA**	1 p.m.
Nov. 6	at Carleton**	1 p.m.
Nov. 13	at MIAC Championship Week	1 p.m.

*denotes a Northwoods Division game

Aurora (0-0, 0-0 NACC)

Sept. 4	at Saint John's	1 p.m.
Sept. 11	at North Central, Ill.	6 p.m.
Sept. 18	CONCORDIA-CHICAGO, Ill.*	1 p.m.
Sept. 25	ROCKFORD, Ill.*	1 p.m.
Oct. 2	at Wisconsin-Lutheran*	1 p.m.
Oct. 16	EUREKA, Ill.*	6 p.m.
Oct. 23	at St. Norbert, Wis.*	3 p.m.
Oct. 30	BENEDICTINE, Ill.*	1 p.m.
Nov. 6	at Lakeland, Wis.*	1 p.m.
Nov. 13	at Concordia, Wis.*	12 p.m.

Saint John's Football History

*entering the 2021 season

First Season	1900 (110th season)
All-Time Record	653-251-24 (.717)
All-Time MIAC Record	472-179-22 (.718)
All-Time Home Record	344-98-13 (.770)
All-Time Postseason Record	47-25 (.653)
NCAA Postseason Record	42-24 (.636)
All-Americans	140
Academic All-Americans	31
All-MIAC First-Team Selections	415

4 National Championships

1963 (NAIA), 1965 (NAIA), 1976, 2003

34 MIAC Championships

1932, 1935, 1936, 1938, 1953, 1962, 1963, 1965, 1971, 1974, 1975, 1976, 1977, 1979, 1982, 1985, 1989, 1991, 1993, 1994, 1995, 1996, 1998, 1999, 2001, 2002, 2003, 2005, 2006, 2008, 2009, 2014, 2018, 2019

30 Postseason Appearances

1963, 1965, 1969, 1976, 1977, 1982, 1985, 1987, 1989, 1991, 1993, 1994, 1996, 1998, 1999, 2000, 2001, 2002, 2003, 2005, 2006, 2007, 2008, 2009, 2014, 2015, 2016, 2017, 2018, 2019

26 NCAA Playoff Appearances

1976, 1977, 1985, 1987, 1989, 1991, 1993, 1994, 1996, 1998, 1999, 2000, 2001, 2002, 2003, 2005, 2006, 2007, 2008, 2009, 2014, 2015, 2016, 2017, 2018, 2019

11 Undefeated Seasons

1901, 1905, 1906, 1932, 1935, 1944, 1962, 1963, 1965, 1976, 2003

23 Seasons of 10+ Wins

1963, 1965, 1976, 1989, 1991, 1993, 1994, 1996, 1998, 1999, 2000, 2001, 2002, 2003, 2005, 2006, 2007, 2009, 2014, 2015, 2016, 2018, 2019

CLEMENS STADIUM

Surface	SprinTurf (Artificial Grass)
Capacity	8,500
Opening Date	Saint John's Field (1908) Clemens Stadium (1997)
Last Turf Renovation	2012
All-Time Record	337-95-13 (.772)
Largest Crowd	17,327 Sept. 26, 2015 vs. St. Thomas

NEW GO JOHNNIES APP FOR MOBILE USERS

The Saint John's athletic department launched the Go Johnnies App in August, which is compatible with both iOS and Android devices. To download the app, visit the Apple App Store or Google Play, or search "Go Johnnies" in your device's app store.

The new app provides Johnnie fans with a way to experience Saint John's Athletics throughout the year with features that include:

- Customizable push notifications for each of SJU's 11 varsity sports.
- Ability to purchase digital tickets for home SJU football and basketball games.
- Access to the Go Johnnies Network's live video streams, live stats and WBHR-660 AM The Bear's radio broadcasts.
- Exclusive promotions for upcoming events.
- Official rosters, stats and schedules.

Johnnie fans may purchase tickets and merchandise from the app, and can favorite their preferred sports to receive notifications for those specific SJU teams. CSB/SJU students can access their digital ticket for free admission to SJU basketball, football and hockey games.

The Go Johnnies App is presented by Central Minnesota Federal Credit Union and is a collaboration between SJU's athletic media relations and sports marketing departments, and From Now On, a fan-engagement software and analytics company (FanX).

NEW SCOREBOARD WITHIN CLEMENS STADIUM



A new, state-of-the-art Formetco video scoreboard was installed in Clemens Stadium in early August. The high-definition, LED scoreboard – which is situated just in front of the southeast hillside - can display live footage from the football field and stands, as well as replays and recorded content.

The approximately 30 feet by 50 feet (1,400 square feet) scoreboard is a gift from the Sexton Family Foundation in recognition of legendary SJU head coach **John Gagliardi**, the winningest coach in college football history with 489 career victories.

The new scoreboard features a single-point sound system on top and is slightly larger than the videoboard at CHS Field in St. Paul (home of the St. Paul Saints), which is slightly under 27 feet by 49 feet (1,300 square feet). The task of operating the scoreboard will be part of the new Go Johnnies Network, which oversees live video streaming, the mobile app and more.

SEASON-OPENING SUCCESS

Saint John's football is 78-28-3 (.729) all-time in season openers, including a 7-0 record under the direction of head coach Gary Fasching. The Johnnies have won each of their last 15 season openers, 16 of their last 17, and 32 of their last 36 (since 1984).

NON-CONFERENCE WINS

The Johnnies are 31-4 in regular-season, non-conference games since 2002. All four losses were to UW-Eau Claire (2002, 2004, 2010 and 2011), including two in overtime on the road (2002 and 2010) and another decided by two points (30-28 in 2004). SJU's other non-conference tilt during its 10-game, regular-season schedule is in two weeks (Sept. 18) against Martin Luther in Collegeville.

ALL THE RAVE

Senior wide receiver **Ravi Alston** (right, Lake Elsinore, Calif./Vista Murrieta) received a number of preseason All-America accolades this summer. He was named a preseason All-American by D3football.com, Lindy's magazine and the College Football America Yearbook for the second straight season. An Associated Press All-American in 2019, Alston finished that season with 88 receptions for 1,444 yards and 13 touchdowns, including 36 catches for 554 yards and five touchdowns in SJU's four postseason games. The 1,444 receiving yards were third-most in Division III and fell 40 yards shy of the program's single-season record of 1,484 (Blake Elliott '03 in 2002).



40-YARD DASH TIMES



A pair of defensive backs, junior **Ethan Stark** (left, Sartell, Minn./Sartell-St. Stephen) and freshman **Jack Savasten** (Farmington, Minn.) tied for SJU's fastest laser-timed, 40-yard dash time, 4.48 seconds, when the team conducted testing Aug. 13. Stark is a transfer from Division II St. Cloud State, which eliminated its football program following the 2019 season. Junior wide receiver **Nick VanErp** (Battle Lake, Minn./Ottertail Central) followed in third (4.51) and freshman running back **Kadin Johnson** (Springfield, Minn.) was fourth (4.58). Senior running back **Devin Vouk** (Sartell, Minn./Sartell-St. Stephen) and freshman linebacker **Ben Dahl** (Otsego, Minn./Rogers) tied for fifth (4.59).

SJU's 2021 ROSTER, BY THE NUMBERS

SJU enters the 2021 season with 205 student-athletes on its football roster (as of Sept. 1), which consists of 68 freshmen, 59 sophomores, 44 juniors and 34 seniors.

-4: The roster contains four pairs of siblings (Etah and Joe Akoh, Erik and Jack Bjork, Jarod and Mason Fike, Brady and Nick VanErp).

-9: The sons of nine former Johnnie football players are on the 2021 team (Chris Backes, Mark Bushlack, Tommy Deters, Vinny Gagliardi, Mitch Gerlach, Ethan Hylla, Jake Palmer, Aaron Robillard, Hank Smith).

-16: Sixteen states are represented on this year's SJU roster: Minnesota (162); California (11: Alston, Camacho, Caro, Christian, Daarstad, Faoliu, Gallagher, Garcia, Lew, Montalvo, Nance); Wisconsin (8: Becken, Frost, Klemme, Kohler, Lang, Marek, B. Sutton, Van Meter); Illinois (6: Curtis, Edwards, Holian, Loch, H. Smith, Wade Jr.); Florida (4: Altdort, Bates, O'Malley, Soto); Louisiana (2: Flournoy, Victorian Jr.); Michigan (2: Hessburg, Rorie); North Dakota (2: A. Jones, Mattern); Alabama (1: Omtvedt); Alaska (1: Hamilton); Colorado (1: Arne); Connecticut (1: Sears); Hawaii (1: Turqueza); Iowa (1: Downs); South Dakota (1: Pavelko); and Washington (1: Stephen).

ALL-STARS

Six Saint John's freshmen participated in the Minnesota High School All-Star Football Game June 26 in Collegeville. The North team defeated the South, 25-7.

Defensive lineman **Zach Frank** (Lino Lakes, Minn./Centennial), defensive back **Nolan Rueter** (Avon, Minn./Albany), linebacker **Hayden Sanders** (Brooklyn Park, Minn./Champlin Park), offensive lineman **Tom Soler** (Circle Pines, Minn./Hill-Murray) and defensive lineman **Carter Thelen** (Albany, Minn.) played for the North team. Quarterback **Ben Alsleben** (Litchfield, Minn.) suited up for the South team. Offensive lineman **Charlie Folkens** (Rogers, Minn.) was invited but elected not to participate. Alsleben and Rueter were also named to the 2020 Minnesota Vikings All-State Team.

Another freshman, quarterback **Cooper Mattern** (Fargo, N.D./Shanley), played in North Dakota's Shrine All-Star Game June 19.

The 47th annual All-Star game, sponsored by the Minnesota Football Coaches Association, was scheduled for December 2020 but was postponed and eventually canceled. That is, until a group of parents fundraised and organized this edition to be held last week. The 62 players and coaches stayed and practiced at SJU June 23-25 before Saturday's game.

The new crop of All-Stars joins eight other Minnesota All-Star game participants on the roster:

2017

- Senior quarterback **Chris Backes** (St. Cloud, Minn./Tech)
- Senior wide receiver **Blake Patrick** (St. Stephen, Minn./Holdingford)

2018

- Senior offensive lineman **Cameron Murphy** (Willmar, Minn.)

2019

- Sophomore wide receiver **Jimmy Buck** (Orono, Minn.)
- Junior linebacker **Joe Rossebo** (Woodbury, Minn.)
- Sophomore quarterback **Aaron Syverson** (right; Minnetonka, Minn.)



2020

- Sophomore defensive lineman **Joe Akoh** (Hugo, Minn./Cretin-Derham Hall)
- Sophomore linebacker **Patrick Doran** (Hugo, Minn./Totino-Grace)

SERIES HISTORY

Saturday's game is the second meeting between Saint John's and Aurora in football, as well as the Johnnies' seventh contest against a current member of the eight-team Northern Athletics Collegiate Conference (NACC). SJU won the last meeting, which was also the Johnnies' last home game, by a score of 51-47 in the first round of the 2019 NCAA Division III playoffs. In addition to the Spartans, the NACC consists of Benedictine (Ill.), Concordia-Chicago, Concordia (Wis.), Eureka (Ill.), Lakeland (Wis.), Rockford (Ill.), St. Norbert (Wis.) and Wisconsin Lutheran. The Johnnies are 3-2 all-time (3-0 at home) against St. Norbert, which joined the NACC prior to the 2020-21 academic year.

ALL ABOUT AURORA

Aurora University bears a strong resemblance to the CSB/SJU community. Founded in 1893, the school began as a seminary for the Advent Christian Church in Mendota, Ill. The seminary relocated to Aurora, Ill., in 1911 and expanded its academic programs. In 2000, Aurora merged with George Williams College (named after the YMCA founder) in Williams Bay, Wis. With the addition of graduate programs, Aurora University now operates as a dual-campus private institution, although it no longer holds a religious affiliation.

The Aurora football program has a historic, but abbreviated tradition. The program started in 1900 and took a hiatus from 1953-85. The Spartans played previously in the Illini-Badger Conference from 1998-2007. Saint John's and Aurora have met in several other sports, with the Johnnies holding a 5-1 advantage.

SJU's All-Time Meetings vs. Aurora (all sports)

Date	Sport	Location	Result
Oct. 29, 1983	Soccer	Aurora, Ill.	W, 1-0
Sept. 8, 1991	Soccer	Aurora, Ill.	W, 1-0
Oct. 24, 1994	Soccer	St. Paul	W, 1-0
Mar. 16, 1998	Baseball	Ft. Myers, Fla.	L, 9-13
Nov. 27, 2010	Basketball	Aurora, Ill.	W, 81-75 (OT)
Nov. 23, 2019	Football	Collegeville	W, 51-47

AURORA HEAD COACH DON BEEBE



Don Beebe is in his third season as Aurora's head coach and touts a 12-2 record, thanks to a perfect 3-0 record in March/April 2021. In his first season in 2019, Beebe led the Spartans to their first NCAA playoff berth since 2008. He previously coached at Aurora Christian High School from 2004-13, where he won two Illinois Class 3A championships. Beebe played six seasons with the Buffalo Bills (left), which included four trips to the Super Bowl. In Super Bowl XXVII, he chased down Dallas Cowboys defensive tackle Leon Lett and stripped the ball at the goal line to prevent a 64-yard touchdown return. Beebe went on to play in two more Super Bowls with the Green Bay Packers, winning it all in 1997. He ended his nine-season NFL career with 3,416 yards and 23 touchdowns on 219 receptions. His son, Chad, is currently in his fourth season as a wide receiver with the Minnesota Vikings.

THE LAST MEETING

at Saint John's 51, Aurora (Ill.) 47

Saint John's won a wild shootout, 51-47, the last time these two teams met in the first round of the 2019 NCAA Division III playoffs (Nov. 23, the Johnnies' most recent home game).

The two teams combined for 1,090 yards of offense, 559 for SJU and 531 for Aurora. The 294 yards Aurora piled up in the first half alone exceeded the totals the Johnnies had allowed in all but two games during the regular season. The 98 combined points tied the most in program history, with the previous game being SJU's 98-0 win over St. Scholastica on Sept. 2, 2017. The game also set an SJU record for combined points in a playoff game, surpassing the 91 points scored in last year's first round win over Martin Luther (84-7). The Division III record for points in a playoff game was set by Chapman (Calif.) - SJU's opponent in the second round - in the Panthers' 68-65, opening-round win over Linfield (Ore.) in three overtimes.

Aurora quarterback Gavin Zimbelman, who entered play leading all divisions of the NCAA in passing touchdowns with 51, finished 39 of 58 passing for 432 yards and six touchdowns as his team built leads of as much as 13 points in the third quarter and nine in the fourth.

Then-No. 8 SJU did not lead until a 9-yard touchdown run by running back Kai Barber '19 (right) put the home team on top 35-34 with 7:45 to play in the third quarter. But Zimbelman and Aurora retook the lead late in the quarter, and expanded their margin to 47-38 when he connected with Brock Harner on a 9-yard touchdown pass with 8:26 remaining in the game.



--continued on p. 5--

SJU HEAD COACH **GARY FASCHING**



STEPPING IN FOR THE LEGEND

A 1981 SJU graduate, Fasching became the 16th head coach in the 102-year history of Saint John's University football following the 2012 season. He succeeded John Gagliardi, who announced his retirement following 60 seasons at SJU, after serving 17 seasons as an assistant football coach and recruiting coordinator at SJU. Fasching was a three-year starter for Gagliardi and the Johnnies at linebacker during the 1978 and 1980-81 seasons. A knee injury held him out of the 1979 season.

AS AN ASSISTANT

The Johnnies posted a 164-39 record (120-22 MIAC) with 10 conference titles and 12 postseason appearances (22-11 playoff record), including the 2003 national championship, 2000 national runner-up performance and four national semifinal games during his tenure as an assistant coach. He also coached SJU's throwers as an assistant track and field coach from 1996-2011.

AT ST. CLOUD CATHEDRAL

Prior to joining the Johnnies' coaching staff, Fasching served as the head football coach at St. Cloud Cathedral High School from 1986-95, where he led the Crusaders to the State Class B title in 1992 and 1993.

THE FASCHING FILE

Born	Sept. 30, 1958
Hometown	Winsted, Minn.
High School	Holy Trinity, 1977
Wife	Cindy
Children	daughters, Laura and Megan sons, Jeff, Ryan and Scott
Degrees	Social Science; Saint John's, 1981 Sports Management; St. Cloud State, 2000

DURING FASCHING'S TENURE ON STAFF

All-Americans	68 (65 football, 3 track & field)
Academic All-Americans	22
All-MIAC First-Team Selections	165
MIAC Championships	13
	1996, 1998, 1999, 2001, 2002, 2003, 2005, 2006, 2008, 2009, 2014, 2018, 2019
Postseason Appearances	18
	1996, 1998, 1999, 2000, 2001, 2002, 2003, 2005, 2006, 2007, 2008, 2009, 2014, 2015, 2016, 2017, 2018, 2019

ASSISTANTS/SUPPORT STAFF

Defensive Coordinator	Jerry Haugen
Alma Mater, Year (Season)	Saint John's, 1976 (46th)
Offensive Coordinator/Receivers	Kole Heckendorf
Alma Mater, Year (Season)	North Dakota State, 2008 (9th)
Co-Defensive Coordinator/Defensive Backs	Brandon Novak
Alma Mater, Year (Season)	Saint John's, 2001 (22nd)
Recruiting Coordinator/Defensive Line	Damien Dumonceaux
Alma Mater, Year (Season)	Saint John's, 2005 (16th)
Running Backs	Josh Bungum
Alma Mater, Year (Season)	Saint John's, 2016 (6th)
Quarterbacks	Michael Orts
Alma Mater, Year (Season)	Saint John's, 2009 (9th)
Linebackers	Matt Darling
Alma Mater, Year (Season)	Saint John's, 2004 (6th)
Offensive Line (Volunteer)	Mike Magnuson
Alma Mater, Year (Season)	Saint John's, 1990 (6th)
Offensive Line	Ben Eli
Alma Mater, Year (Season)	Saint John's, 2016 (5th)
Kickers (Volunteer)	Alexi Johnson
Alma Mater, Year (Season)	Saint John's, 2017 (4th)
Defense (Volunteer)	Andy Auger
Alma Mater, Year (Season)	Saint John's, 1995 (3rd)
Defense/Diversity & Student Success	Max Jackson
Alma Mater, Year (Season)	Saint John's, 2019 (1st)
Strength & Conditioning	Justin Rost
Alma Mater, Year (Season)	Northwestern (Iowa), 2011 (9th)
Equipment Manager	Kevin Schiltz
Alma Mater, Year (Season)	Augsburg, 1993 (18th)
Athletic Trainer	Scott Bierscheid
Alma Mater, Year (Season)	MSU-Mankato, 1992 (26th)
Athletic Media Relations Director	Ryan Klinkner
Alma Mater, Year (Season)	Saint John's, 2004 (16th)
Video	Sam Chalmers
Alma Mater, Year (Season)	Saint John's, 2020 (3rd)

FASCHING'S COACHING RECORD

Year	School	Position	Record	Notes
1982	St. Cloud Cathedral	Defensive Coordinator	6-3	
1983	St. Cloud Cathedral	Defensive Coordinator	3-6	
1984	St. Cloud Cathedral	Defensive Coordinator	5-4	
1985	St. Cloud Cathedral	Defensive Coordinator	6-4	
				20-17 (.541)
1986	St. Cloud Cathedral	Head Coach	4-5	
1987	St. Cloud Cathedral	Head Coach	2-6	
1988	St. Cloud Cathedral	Head Coach	7-3	
1989	St. Cloud Cathedral	Head Coach	6-5	
1990	St. Cloud Cathedral	Head Coach	2-7	
1991	St. Cloud Cathedral	Head Coach	1-7	
1992	St. Cloud Cathedral	Head Coach	10-4	Class B State Champions
1993	St. Cloud Cathedral	Head Coach	14-0	Class B State Champions
1994	St. Cloud Cathedral	Head Coach	4-5	
1995	St. Cloud Cathedral	Head Coach	7-4	
				57-46 (.553)
1996	Saint John's	Defensive Assistant	11-1	MIAC Champions, NCAA
1997	Saint John's	Defensive Assistant	6-4	
1998	Saint John's	Defensive Assistant	11-1	MIAC Champions, NCAA
1999	Saint John's	Defensive Assistant	11-2	MIAC Champions, NCAA
2000	Saint John's	Defensive Assistant	13-2	National Runner-Up
2001	Saint John's	Defensive Assistant	11-3	MIAC Champions, NCAA
2002	Saint John's	Defensive Assistant	12-2	MIAC Champions, NCAA
2003	Saint John's	Defensive Assistant	14-0	National Champions
2004	Saint John's	Defensive Assistant	7-3	
2005	Saint John's	Defensive Assistant	11-1	MIAC Champions, NCAA
2006	Saint John's	Defensive Assistant	11-2	MIAC Champions, NCAA
2007	Saint John's	Defensive Assistant	10-2	NCAA
2008	Saint John's	Defensive Assistant	8-3	MIAC Champions, NCAA
2009	Saint John's	Defensive Assistant	10-1	MIAC Champions, NCAA
2010	Saint John's	Defensive Assistant	7-3	
2011	Saint John's	Defensive Assistant	6-4	
2012	Saint John's	Defensive Assistant	5-5	
				164-39 (.808)
2013	Saint John's	Head Coach	7-3	
2014*	Saint John's	Head Coach	10-2	MIAC Champions, NCAA
2015	Saint John's	Head Coach	10-2	NCAA
2016	Saint John's	Head Coach	10-2	NCAA
2017*	Saint John's	Head Coach	9-2	NCAA
2018*	Saint John's	Head Coach	12-1	MIAC Champions, NCAA
2019*	Saint John's	Head Coach	12-2	MIAC Champions, NCAA
				70-14 (.833)

*MIAC Coach of the Year

SJU'S RECORD UNDER HEAD COACH GARY FASCHING

Category	2013	2014	2015	2016	2017	2018	2019	TOTAL
Record	7-3	10-2	10-2	10-2	9-2	12-1	12-2	70-14
MIAC	5-3	7-1	7-1	7-1	7-1	8-0	7-1	48-8
Non-Conference (Regular Season)	2-0	2-0	2-0	2-0	2-0	2-0	2-0	14-0
Postseason	---	1-1	1-1	1-1	0-1	2-1	3-1	8-6
Home	3-2	5-1	6-1	5-1	6-0	8-0	5-1	38-6
Away	4-1	5-1	4-1	5-1	3-1	3-1	6-1	30-7
Neutral	---	---	---	---	0-1	1-0	1-0	2-1
Ranked (AFCA/D3football.com)	2-2	7-1	10-2	10-2	9-2	12-1	12-2	62-12
vs. Ranked (AFCA/D3football.com)	1-1	2-1	2-2	1-2	1-2	2-1	4-1	13-10
Ranked vs. Ranked (AFCA/D3football.com)	---	1-1	1-2	1-2	1-2	2-1	4-1	10-9
Score First	5-1	8-0	8-0	8-0	9-1	11-0	8-2	57-4
Opponent Score First	2-2	2-2	2-2	2-2	0-1	1-1	4-0	13-10
Leading at Half	5-1	8-0	10-0	9-0	8-0	12-0	9-0	61-1
Trailing at Half	1-2	1-1	0-1	1-2	0-2	0-1	3-2	6-11
Tied at Half	1-0	1-1	0-1	---	1-0	---	---	3-2
Leading after Third Quarter	5-1	10-0	10-0	9-0	9-0	12-0	11-0	66-1
Trailing after Third Quarter	1-2	0-1	0-2	1-2	0-2	0-1	1-1	3-11
Tied after Third Quarter	1-0	0-1	---	---	---	---	0-1	1-2
Overtime	0-1	---	---	---	---	---	0-1	0-2
September	3-1	3-1	3-1	3-1	4-1	4-0	3-0	23-5
October	3-0	3-0	4-0	4-0	3-0	4-0	4-0	25-0
November	1-2	4-1	3-1	3-1	2-1	4-0	4-1	21-7
December	---	---	---	---	---	0-1	1-1	1-2
Scoring less than 20 points	2-2	0-2	0-2	0-1	1-2	0-1	2-1	5-11
Scoring 20+ points	5-1	10-0	10-0	10-1	8-0	12-0	10-0	65-2
Scoring 30+ points	2-0	5-0	8-0	9-0	7-0	11-0	10-1	52-1
Scoring 40+ points	---	2-0	8-0	8-0	6-0	10-0	7-0	41-0
Allowing less than 20 points	6-0	9-0	8-0	8-0	9-1	9-0	7-1	56-2
Allowing 20+ points	1-3	1-2	2-2	2-2	0-1	3-1	5-0	14-11
Allowing 30+ points	---	---	0-2	1-2	---	---	2-1	3-5
Rushing for less than 100 yards	1-1	0-1	0-2	1-1	1-1	1-1	4-1	8-8
Rushing for 100+ yards	6-2	10-1	10-0	9-1	8-1	11-0	8-1	62-6
Rushing for 200+ yards	2-0	7-0	8-0	7-0	6-0	5-0	3-1	38-1
Rushing for 300+ yards	---	3-0	---	2-0	3-0	2-0	---	10-0
Passing for less than 200 yards	5-2	9-2	6-0	2-1	4-2	---	---	26-7
Passing for 200+ yards	2-1	1-0	4-2	7-1	4-0	11-1	12-2	41-7
Passing for 300+ yards	---	---	---	1-0	1-0	3-1	9-2	14-3
Passing for 400+ yards	---	---	---	---	---	1-1	6-0	7-1
Totalling less than 200 yards	---	---	---	---	0-1	---	---	0-1
Totalling 200+ yards	7-3	10-2	10-2	10-2	9-1	12-1	12-2	70-13
Totalling 300+ yards	6-2	9-1	9-0	9-1	8-0	12-1	12-2	65-7
Totalling 400+ yards	1-0	3-0	7-0	8-0	6-0	10-1	10-1	46-2
Allowing less than 100 yards	---	---	---	3-0	3-0	1-0	---	7-0
Allowing less than 200 yards	---	2-0	1-0	7-0	5-0	3-0	4-0	22-0
Allowing less than 300 yards	3-1	6-0	5-0	7-0	9-0	6-0	6-1	42-2
Allowing 300+ yards	4-2	4-2	5-2	3-2	0-2	5-1	6-1	27-12
Having a 100-yard Rusher	2-0	10-0	8-0	1-1	3-1	2-0	1-1	27-3
Having 2 100-yard Rushers	---	1-0	---	---	---	1-0	---	2-0
Having a 100-yard Receiver	3-0	---	3-1	4-0	2-0	4-1	10-2	26-4
Having a 200-yard Receiver	---	---	---	---	---	1-0	1-0	2-0
Opponent 100-yard Rusher	4-0	1-1	1-2	1-2	0-1	2-0	2-0	11-6
Opponent 100-yard Receiver	2-1	3-0	4-0	2-0	1-0	3-0	3-0	18-1
No Turnovers	1-0	5-0	4-0	3-0	3-1	6-0	3-0	25-1
Less than 3 Turnovers	3-3	9-2	10-0	9-1	9-2	10-0	11-1	61-9
3+ Turnovers	4-0	1-0	0-2	1-1	---	2-1	1-1	9-5
No Takeaways	2-0	1-1	1-1	---	1-0	1-1	3-0	9-3
Less than 3 Takeaways	3-2	4-2	6-2	6-2	5-2	7-1	7-2	38-13
3+ Takeaways	4-1	6-0	4-0	4-0	4-0	5-0	5-0	32-1
30:00+ Possession	4-2	7-1	4-0	10-1	7-0	5-0	4-1	41-5
Less than 30:00 Possession	3-1	3-1	6-2	0-1	2-2	7-1	8-1	29-9

--continued from p. 3--

Barber's 1-yard touchdown run with 1:49 to play erased a 2-point deficit and put SJU on top by four. Zimbelman and the Spartans' offense took the ball all the way to the Johnnies' 30-yard line on the game's final drive. But cornerback Chris Harris '20 tackled Colton Jewell at the 22-yard line after an 8-yard completion as time expired.

Quarterback Jackson Erdmann '19 finished 30 of 42 passing for 481 yards and four touchdowns, crossing the 10,000-yard passing mark in his collegiate career and breaking SJU's single-season passing mark in the process. His 481 yards were second in single-game SJU history and he moved his season total to 3,833, which surpassed the old record of 3,489 yards set by Tom Linnemann '00 in 2000.

After some early-season difficulties on special teams, the Johnnies converted when it counted. With 12:41 left in the fourth quarter, Colin Kummer '21 split the uprights on a 28-yard field goal, the Johnnies' first of the season.



Senior wide receiver **Ravi Alston** (left) recorded career highs with 12 receptions and 216 yards, and caught a 12-yard touchdown from Erdmann with 1:51 into the second quarter. He may have saved the game for SJU with his 14-yard reception on fourth-and-four from the Aurora 37-yard line with the Johnnies down 47-38 in the fourth quarter.

An early interception by Harris may have been the difference in Saturday's shootout. On Aurora's second drive, Harris picked off a deep throw by Aurora on the SJU 3-yard line. It was the only drive in the first half in which the Spartans failed to score. Harris also blocked an extra point after Aurora scored to open the second half.

MEET THE TRANSFERS

The 2021 Saint John's football roster includes 18 transfers, three of which joined the Johnnies for the 2019 season: linebacker **Andrew Jones** (Division I North Dakota State; Argusville, N.D./Northern Cass), linebacker **Drew Rudlong** (Division II St. Cloud State; Big Lake, Minn.) and defensive lineman **Sam Willmott** (Division I South Dakota State; Rosemount, Minn.).

Twelve other transfers moved to Collegetown since the 2019 season concluded:

- Junior wide receiver **R.J. Altidort** (North Miami, Fla./Miami Central): San Bernardino J.C.
- Junior running back **Entebbe Bates** (Lakeland, Fla./Lake Gibson): Cabrillo C.C.
- Sophomore wide receiver **Jimmy Buck** (right; Orono, Minn.): Division I Minnesota
- Junior defensive lineman **Amari Curtis** (Downers Grove, Ill./Culver Academies): Knox (Ill.)
- Freshman wide receiver **Roman Czech** (Maple Grove, Minn./Osseo): Augsburg
- Sophomore defensive back **Dylan Jones** (Isanti, Minn./Cambridge-Isanti): Division II St. Cloud State
- Sophomore linebacker **Tommy Mahoney** (Minnetonka, Minn./Holy Angels): St. Thomas
- Sophomore tight end **Anthony Provinzino** (Duluth, Minn./East): Division II Southwest Minnesota State
- Sophomore offensive lineman **Riese Renville** (Hutchinson, Minn.): Ridgewater
- Junior defensive back **Ethan Stark** (Sartell, Minn./Sartell-St. Stephen): Division II St. Cloud State
- Senior defensive back **Brandon Sutton** (Rice Lake, Wis.): St. Thomas
- Sophomore quarterback **Aaron Syverson** (Minnetonka, Minn.): Division I Colorado State
- Senior running back **Devin Vouk** (Sartell, Minn./Sartell-St. Stephen): Division II St. Cloud State
- Senior defensive back **Dwayne Wade Jr.** (Evanston, Ill./Township): Division II St. Cloud State
- Senior wide receiver **Darian Washington** (St. Cloud, Minn./Tech): Division II St. Cloud State



MAX IS BACK



Former Saint John's safety **Max Jackson** '19 (*left*) returned to Collegeville in August to join the Johnnies' coaching staff as a defensive assistant, as well as the program's diversity and student success officer. A two-sport star, Jackson was a two-time All-American safety who ended his career as the Johnnies' all-time leader in defensive touchdowns (4) and finished fifth in combined kick and punt return yards (1,188). Jackson also started 170 consecutive games in the outfield for the SJU baseball team, where he was a two-time All-

MIAC honoree. He ended his baseball career as SJU's all-time leader in hits (209), games played (171), at-bats (628), runs scored (132), RBI (110) and stolen bases (52). Jackson was a five-time Academic All-MIAC honoree (three in baseball, two in football).

JOHNSON NAMED AN ACADEMIC ALL-AMERICAN

Senior offensive lineman **Tyler Johnson** (*right*; Willmar, Minn.) was named to the College Sports Information Directors of America (CoSIDA) Academic All-America second team July 14.



Nominees must be of a sophomore academic standing or better, with a 3.30 GPA or higher. Due to the variety in games played across conferences and across divisions in college athletics during the 2020-21 academic year, the CoSIDA Academic All-District/All-America contests for football were based on career statistics. The Academic All-District and All-America teams are voted upon and selected by registered members of CoSIDA.

The Johnnies have now had 17 football Academic All-Americans in the last 17 seasons (31 overall).

Johnson is a mathematics major with a 3.98 GPA and a two-time Academic All-MIAC honoree. He caught two passes, both for touchdowns, as a tight end in 2019, but put on 30 pounds and transitioned to offensive tackle for 2020-21.

THREE JOHNNIES ACADEMIC ALL-DISTRICT

Three Johnnies were named to the College Sports Information Directors of America (CoSIDA) Academic All-District VI football team June 10. The honor was the second consecutive for senior running back **Henry Trost** (Lindstrom, Minn./Chisago Lakes) and the first for senior cornerback **Tommy Deters** (Maple Plain, Minn./Orono) and senior offensive lineman **Tyler Johnson** (Willmar, Minn.).

Nominees must be of a sophomore academic standing or better, with a 3.30 GPA or higher. Due to the variety in games played across conferences and across divisions in college athletics during the 2020-21 academic year, the CoSIDA Academic All-District/All-America contests for basketball, football, soccer and volleyball are based on career statistics. The Academic All-District and All-America teams are voted upon and selected by registered members of CoSIDA.

SJU has now had 46 Academic All-District selections in the past 16 seasons.

A global business leadership major with a 3.87 GPA, Trost played all 14 games for SJU in 2019 and totaled 17 touchdowns and 878 yards from scrimmage (411 rushing and 467 receiving). He averages 7.5 yards per carry (100 attempts) and 17.9 yards per reception (29 catches) in his career. Trost will receive his second Academic All-MIAC (minimum 3.5 GPA) distinction later this month.

Deters is a global business leadership major with a 3.62 GPA and started all 14 games for the Johnnies in 2019. He collected 43 tackles (35 solo) and one interception, which he returned for a 26-yard touchdown, with eight pass breakups, a forced fumble and a fumble recovery.

ALL-REGION ANCHOR


Saint John's led the West Region with a program-record eight D3football.com All-West Region honorees in 2019, ahead of UW-Whitewater (7) and Chapman, Calif. (6). The Johnnies have had 40 All-West Region honorees over the last six seasons.

In addition to senior wide receiver **Ravi Alston** (Lake Elsinore, Calif./Vista Murrieta), senior center **Nick Neumann** (*right*; Inver Grove Heights, Minn./Cretin-Derham Hall) returns out of the eight honorees in 2021. The duo also serves as SJU's lone All-MIAC first-team returners from 2019. Neumann has started SJU's last 32 games at center and anchored an offense that finished the 2019 season second in NCAA Division III in first downs (339) and passing yards per game (371.4), and sixth in both passing efficiency (178.49) and total offense (512.9 ypg.).





FOLLOWING SJU'S 2021 OPPONENTS

- Sept. 4 vs. Aurora, Ill.** 1 p.m.
2019 Record: 9-2 (7-0 NACC)
This Week: at Saint John's, Sept. 4, 1 p.m.
Next Week: at North Central (Ill.), Sept. 11, 6 p.m.


- Sept. 18 vs. Martin Luther** 1 p.m.
2019 Record: 9-2 (8-0 UMAC)
This Week: at Concordia (Wis.), Sept. 4, 1 p.m.
Next Week: vs. Wisconsin Lutheran, Sept. 11, 1 p.m.



- Sept. 25 vs. Bethel** 1 p.m.
2019 Record: 8-2 (6-2 MIAC)
This Week: at North Park (Ill.), Sept. 4, 1 p.m.
Next Week: vs. UW-Platteville, Sept. 11, 1 p.m.



- Oct. 2 at Concordia** 1 p.m.
2019 Record: 5-5 (5-3 MIAC)
This Week: vs. Valley City State (N.D.), Sept. 4, 1 p.m.
Next Week: vs. Presentation (S.D.), Sept. 4, 1 p.m.


- Oct. 9 vs. Augsburg (Homecoming)** 1 p.m.
2019 Record: 2-8 (1-7 MIAC)
This Week: at Ripon (Wis.), Sept. 4, 6 p.m.
Next Week: vs. Nebraska Wesleyan, Sept. 11, 1 p.m.


- Oct. 16 vs. St. Olaf (Family Weekend)** 1 p.m.
2019 Record: 5-5 (3-5 MIAC)
This Week: vs. Central (Iowa), Sept. 4, 1 p.m.
Next Week: at Luther (Iowa), Sept. 11, 2 p.m.


- Oct. 23 at Gustavus Adolphus** 1 p.m.
2019 Record: 7-3 (5-3 MIAC)
This Week: at Buena Vista (Iowa), Sept. 4, 6 p.m.
Next Week: vs. Wartburg (Iowa), Sept. 11, 1 p.m.


- Oct. 30 vs. St. Scholastica** 1 p.m.
2019 Record: 7-3 (5-3 UMAC)
This Week: vs. Sewanee (Tenn.), Sept. 4, 1 p.m.
Next Week: BYE


- Nov. 6 at Carleton** 1 p.m.
2019 Record: 4-6 (2-6 MIAC)
This Week: BYE
Next Week: at Minnesota-Morris, Sept. 11, 2 p.m.


- Nov. 13 at TBD (MIAC Championship Week)** 1 p.m.



SJU vs. 2021's OPPONENTS

Opponent	Time	Series	First	Last	Streak
Aurora, Ill.	1 p.m.	SJU, 1-0	2019	2019	W1
Martin Luther	1 p.m.	SJU, 1-0	2018	2018	W1
Bethel	1 p.m.	SJU, 32-9	1978	2019	W6
at Concordia	1 p.m.	SJU, 46-34-6	1923	2019	L1
Augsburg	1 p.m.	SJU, 70-9-2	1926	2019	W7
St. Olaf	1 p.m.	SJU, 44-14-1	1922	2019	W7
at Gustavus Adolphus	1 p.m.	SJU, 51-32-3	1923	2019	W6
St. Scholastica	1 p.m.	SJU, 3-0	2014	2017	W3
at Carleton	1 p.m.	SJU, 37-0	1983	2019	W37
at TBD (MIAC)	1 p.m.	---	---	---	---
285-98-12 (.737)					

GOOD WORKS, CHRIS



Senior quarterback **Chris Backes** (left, St. Cloud, Minn./Tech) was named one of 22 student-athletes, across all divisions of college football, to the 2020 Allstate American Football Coaches Association (AFCA) Good Works Team last September. Backes was the fourth consecutive Johnnie to be named to the Allstate AFCA Good Works Team and the fifth overall. The most recent trio were all former teammates: offensive lineman **Ben Barch** '20 (now with the Jacksonville Jaguars), quarterback **Jackson Erdmann** '19 and wide receiver **Will Gillach** '19. Defensive end **Kevin McNamara** '07 was SJU's first to earn the honor in 2006.

An economics major with a 3.98 GPA, Backes has played in each of SJU's last 28 games as the team's holder on field goals and PAT's and appeared in 17 games at quarterback. He has a 191.4 career pass-efficiency rating (20 of 28 passing for 282 yards and three touchdowns), as well as 158 rushing yards and one touchdown on 32 career carries.

Off the field, Backes is in his fifth year volunteering for St. Jude Children's Research Hospital as a member of the SJU football team. He was strictly a fundraiser as a freshman and sophomore (2017-18), was a board member in 2019 and served as the recruitment director in 2020-21. Backes spearheaded SJU football's 2019 fundraising effort for St. Jude's, where the team raised over \$38,000, and visited the St. Jude Children's Research Hospital in Nashville in summer 2019.

He has also volunteered for SJU Football's Tackle Cancer initiative each season as a member of the team. The Johnnies have raised \$82,000 over the last five seasons for Tackle Cancer, including over \$25,000 last fall, which benefits the Randy Shaver Cancer Research and Community Fund in Minnesota.

Backes was a member of SJU's Student-Athlete Advisory Committee (SAAC) in 2019-20 and served as the organization's president in 2020-21. SJU's SAAC meets monthly to help plan events for Special Olympics and to organize fundraising efforts for Kids Fighting Hunger, SJU's annual meal-packing event during Lent. In addition to SJU's meal-packing event, Backes also volunteered at the local No Kid Hungry meal-packing event, through Kids Fighting Hunger, at the local St. Cloud Convention Center in January 2017 and January 2020.

Backes is a member of OIKOS, SJU's Economics Honor Society, which organizes several conversations on the economics of a current event or topic each semester during the academic year and regularly sponsors other events related to economics. He also volunteered at the Church of St. Joseph's (St. Joseph, Minn.) local fish fry during Lent and for its annual Thanksgiving meal in 2015, 2016 and 2017.

AND A SECOND ELITE 22 AWARD

Senior quarterback **Chris Backes** earned his second MIAC Elite 22 Award for football following the 2019 conference schedule. Modeled after the NCAA Elite 90 Award, the MIAC Elite 22 Award for football is presented to the individual with the highest GPA among the conference's top two teams in the final standings. The honoree must be a sophomore, junior or senior and in at least his second season of competition with his current team. The economics major with a 3.98 GPA is a three-time Academic All-MIAC honoree.

A PLAYOFF REGULAR

The NCAA berth in 2019 was SJU's 30th postseason appearance in program history and the 26th at the Division III level. The bid was also the sixth consecutive in seven seasons under the direction of head coach **Gary Fasching**, which tied the MIAC record held by former head coach John Gagliardi.

Most Consecutive Postseason Appearances in MIAC History

No.	Name	Years
6	Gary Fasching, Saint John's John Gagliardi, Saint John's	2014-18 1998-2003
5	John Gagliardi, Saint John's	2005-09
4	Glenn Caruso, St. Thomas	2009-12, 2014-17

MIAC TITLE NO. 34

SJU clinched a share of its MIAC-record 34th conference championship, and the conference's automatic bid to the NCAA Division III playoffs, with a 70-0 shutout of Hamline on Nov. 9, 2019. St. Thomas earned the other share of the title with a 17-7 home win over Bethel the following week. The Johnnies, however, earned the conference's automatic bid thanks to their 38-20 win over the Tommies Oct. 19 at Allianz Field in St. Paul.

--see chart on p. 8--

D3football.com Poll (2021 Preseason)

No.	School (1st-Place Votes)	Record	Votes	Prev.	Others Receiving Votes:
1.	Mary Hardin-Baylor, Texas (10)	5-0	12-1	595	Whitworth 71, Bridgewater (Va.) 45, Ithaca 45, Illinois Wesleyan 41, Johns Hopkins 41, UW-La Crosse 38, Case Western Reserve 38, Hanover 32, Wabash 30, Redlands 26, Susquehanna 22, Montclair State 13, Hendrix 10, Hope 9, Millikin 5, UW-Platteville 4, Western New England 4, Denison 3, Huntingdon 3, East Texas Baptist 3, Stevenson 2, Washington (Mo.) 1.
2.	Mount Union, Ohio (6)	4-0	11-1	580	
3.	North Central, Ill. (4)	0-0	14-1	566	
4.	UW-Whitewater (1)	0-0	13-2	565	
5.	Wheaton, Ill. (4)	0-0	12-1	534	
6.	Saint John's	0-0	12-2	458	
7.	Hardin-Simmons, Texas	4-1	8-2	438	
8.	Salisbury, Md.	2-0	11-1	397	
9.	UW-Oshkosh	0-0	8-3	382	
10.	Linfield, Ore.	0-0	8-2	336	
11.	John Carroll, Ohio	2-1	9-1	322	
12.	Delaware Valley, Pa.	0-0	11-2	318	
13.	Muhlenberg, Pa.	0-0	13-1	279	
14.	Central, Iowa	2-0	10-2	207	
15.	Union, N.Y.	0-0	11-1	202	
16.	Bethel	0-0	8-2	200	
17.	Randolph-Macon, Va.	5-0	9-2	184	
18.	Wartburg, Iowa	0-0	10-2	181	
19.	Washington & Jefferson, Pa.	3-1	8-3	173	
20.	Westminster, Pa.	5-0	8-3	151	
21.	Chapman, Calif.	0-0	10-1	143	
22.	Brockport State, N.Y.	0-0	9-3	131	
23.	Aurora, Ill.	3-0	9-2	120	
24.	Heidelberg, Ohio	4-1	6-4	103	
25.	Berry, Ga.	4-0	9-2	75	

AFCA Poll (2019 Final)

No.	School (1st-Place Votes)	Record	Votes	Prev.	Others Receiving Votes:
1.	North Central, Ill. (53)	14-1	1,325	5	Case Western Reserve 100, Aurora 83, Huntingdon 74, UW-La Crosse 39, Texas Lutheran 28, Hope 26, UW-Platteville 26, Ithaca 15, Middlebury 15, Western New England 12, Trinity (Texas) 11, Cortland State 8, Hanover 8, Martin Luther 7, Hobart 5, Randolph-Macon 4, Framingham State 3, Monmouth 3, Wabash 3, Wesleyan (Conn.) 3, Whitworth 3, Worcester Polytechnic 1.
2.	UW-Whitewater	13-2	1,268	10	
3.	Saint John's	12-2	1,165	8	
4.	Mary Hardin-Baylor, Texas	12-1	1,079	1	
5.	Muhlenberg, Pa.	13-1	1,059	4	
6.	Wheaton, Ill.	12-1	1,048	3	
7.	Mount Union, Ohio	11-1	1,035	2	
8.	Delaware Valley, Pa.	11-2	910	9	
9.	Salisbury, Md.	11-1	900	6	
10.	John Carroll, Ohio	9-1	739	7	
11.	Chapman, Calif.	10-1	680	13	
12.	Wesley, Del.	10-2	653	11	
13.	Wartburg, Iowa	10-2	622	17	
14.	Hardin-Simmons, Texas	8-2	591	12	
15.	Union, N.Y.	11-1	583	14	
16.	Linfield, Ore.	8-2	467	15	
17.	Central, Iowa	10-2	449	23	
18.	Susquehanna, Pa.	10-1	421	16	
19.	St. Thomas	8-2	391	18	
20.	Bridgewater, Va.	10-1	304	20	
21.	UW-Oshkosh	8-3	291	21	
22.	Redlands, Calif.	9-2	249	22	
23.	Berry, Ga.	9-2	227	19	
24.	Bethel	8-2	178	24	
25.	Brockport State, N.Y.	9-3	114	---	

Upcoming MIAC Games

Sept. 4 (Saturday)

No. 23 Aurora (Ill.) @ No. 6 Saint John's, 1 p.m.

No. 16 Bethel @ North Park (Ill.), 1 p.m.
No. 14 Central (Iowa) @ St. Olaf, 1 p.m.
Crown @ Hamline, 1 p.m.
Sewanee (Tenn.) @ St. Scholastica, 1 p.m.
Valley City State (N.D.) @ Concordia, 1 p.m.
Augsburg @ Ripon (Wis.), 6 p.m.
Gustavus @ Buena Vista (Iowa), 6 p.m.
Minnesota-Morris @ Macalester, 6:30 p.m.
BYE - Carleton

Sept. 11 (Next Saturday)

Nebraska Wesleyan @ Augsburg, 1 p.m.
Presentation (S.D.) @ Concordia, 1 p.m.
No. 18 Wartburg (Iowa) @ Gustavus, 1 p.m.
UW-Platteville @ No. 16 Bethel, 1 p.m.
Carleton @ Minnesota-Morris, 2 p.m.
St. Olaf @ Luther (Iowa), 2 p.m.
Macalester @ Trinity (Texas), 6 p.m.
BYE - No. 6 Saint John's, Hamline, St. Scholastica

Sept. 18 (In 2 Weeks)

Carleton @ Crown, 12 p.m.
Hamline @ Minnesota-Morris, 1 p.m.
Martin Luther @ No. 6 Saint John's, 1 p.m.
BYE - Augsburg, No. 16 Bethel, Concordia, Gustavus, Macalester, St. Olaf, St. Scholastica



2019 Final MIAC Standings

	MIAC	Pct.	PF	PA	Overall	Pct.	PF	PA
Saint John's	7-1	0.875	349	93	12-2	0.857	582	255
St. Thomas	7-1	0.875	391	123	8-2	0.800	479	147
Bethel	6-2	0.750	295	105	8-2	0.800	375	135
Concordia	5-3	0.625	220	156	5-5	0.500	244	197
Gustavus	5-3	0.625	357	236	7-3	0.700	448	286
St. Olaf	3-5	0.375	154	276	5-5	0.500	232	310
Carleton	2-6	0.250	162	332	4-6	0.400	223	342
Augsburg	1-7	0.125	96	382	2-8	0.200	132	439
Hamline	0-8	0.000	60	381	1-9	0.100	98	459

MIAC Titles, Won or Shared (since 1920)

School	No.	Last Title
Saint John's	34	2019
Gustavus	22	1987
St. Thomas*	21	2019
Concordia	18	2004
St. Olaf	6	1979
Bethel	5	2013
Hamline	5	1988
Minnesota-Duluth*	3	1973
Augsburg	2	1997
Carleton	2	1992
Macalester	2	1947
Saint Mary's%	1	1928

*no longer a member of the MIAC

%no longer competes in MIAC football

ANOTHER 10-WIN SEASON

The Johnnies' 12-2 record in 2019 was their 23rd 10-win season in program history. No other MIAC program has even half of that total.

10-Win Seasons, Among MIAC Schools

School	No.	Last
Saint John's	23	2019
Concordia	7	2005
Bethel	5	2018
St. Scholastica	2	2014
Augsburg	1	1997
Gustavus	1	1987
Carleton	0	-
Hamline	0	-
Macalester	0	-
St. Olaf	0	-

NO STRANGER TO THE POSTSEASON

The 2019 postseason appearance was the Johnnies' 30th (26th at the NCAA Division III level) and sixth consecutive, which tied its own MIAC record (1998-2003). SJU is tied with Washington & Jefferson (Pa.) for second in NCAA Division III history in postseason appearances and is third in playoff wins. The Johnnies made four other postseason appearances and have a 47-25 (.653) record overall: three in the NAIA (1963, 1965, 1982) and one showing at the Mineral Water Bowl (1969).

Most NCAA Division III Playoff Appearances Since 1973 (entering the 2021 season)

Team	No.
1. Mount Union, Ohio	31
2. Saint John's	26
Washington & Jefferson, Pa.	26
4. Central, Iowa	21
5. Ithaca, N.Y.	19
Wittenberg, Ohio	19
8. UW-Whitewater	17
9. Mary Hardin-Baylor, Texas*	16
Rowan, N.J.	16
10. Augustana, Ill.	15
Linfield, Ore.	15
Wesley, Del.	15

Most NCAA Division III Playoff Wins Since 1973 (entering the 2021 season)

Team	No.
1. Mount Union, Ohio	104
2. UW-Whitewater	55
3. Saint John's	42
4. Mary Hardin-Baylor, Texas*	34
5. Rowan, N.J.	31
6. Wesley, Del.	30
7. Ithaca, N.Y.	28
8. Linfield, Ore.	26
9. Washington & Jefferson, Pa.	23
10. Augustana, Ill.	22
Central, Iowa	22
Wittenberg, Ohio	22

*does not include vacated NCAA postseason appearances and/or wins

SJU FOOTBALL, BY THE NUMBERS (entering the 2021 season)

.717 - Saint John's all-time winning percentage, the highest in NCAA Division III history and the sixth-best in all of college football (among those with 75 seasons or more).

4 - Gagliardi Trophy recipients (wide receivers Chris Palmer in 1996 and Blake Elliott in 2003, linebacker Carter Hanson in 2016 and quarterback Jackson Erdmann in 2018).

4 - National championships (1963, 1965, 1976, 2003).

7 - Undefeated and untied seasons.

9 - MIAC Mike Stam Award recipients, as the conference's most valuable lineman. Established in 1990, SJU's most recent honoree was Ben Barch '20 in 2019.

16/19 - For the 16th time in the last 19 seasons, and 21st time overall, Saint John's led NCAA Division III in on-campus football attendance in 2017. The Johnnies led Division III in total attendance (47,297) and finished second in average per game in 2018.

20 - MIAC Most Valuable Players, beginning with Jim Lehman '56 in 1955 and the most recent, Jackson Erdmann '19, in 2018.

30 - Postseason appearances, including the 1969 Mineral Water Bowl (a 21-0 win over Simpson, Iowa).

34 - MIAC championships, beginning with the first in 1932.

72 - Postseason games (47-25 record).

91 - Out of 109 seasons in which SJU has finished without a losing record. Fifteen of the 18 losing seasons occurred before 1945.

110 - The 2021 football season is the 110th at SJU.

140 - 107 Johnnies have earned All-America honors a total of 140 times.

415 - 294 Johnnies have earned All-MIAC first-team honors a total of 415 times.

472 - All-time MIAC wins, a .718 winning percentage (472-179-22 record).

653 - All-time victories, the seventh-most in NCAA Division III history. SJU is the only school in the top 10 that has played less than 120 seasons.

SJU FOOTBALL BY DECADE (entering the 2021 season)

Decade	Record (Pct.)
1900's	15-14-0 (.517)
1910's	did not compete
1920's	12-40-4 (.250)
1930's	45-19-7 (.683)
1940's	33-23-3 (.585)
1950's	51-27-1 (.652)
1960's	65-21-3 (.747)
1970's	70-20-2 (.772)
1980's	71-25-2 (.735)
1990's	96-17-2 (.843)
2000's	107-19-0 (.849)
2010's	88-26-0 (.772)

BEST WINNING PERCENTAGE (entering the 2021 season)

*minimum 75 seasons, all divisions of college football

Team	Div.	W	L	T	Pct.	Seasons
1. Ohio State	FBS	931	327	53	.730	131
2. Alabama	FBS	929	331	43	.729	126
Notre Dame	FBS	918	328	42	.729	131
4. Michigan	FBS	964	350	36	.727	141
5. Oklahoma	FBS	917	329	53	.726	126
6. Saint John's	III	653	251	24	.717	109
7. Texas	FBS	923	378	33	.704	128
8. Southern California	FBS	852	352	54	.699	127
9. Yale	FCS	916	380	55	.698	147
UW-Whitewater	III	615	260	21	.698	95

THE LAST TIME...

* Postseason game # Metrodome

SAINT JOHN'S Rushing

300+ Yards	Nov. 17, 2018 (375, vs. Martin Luther)*
350+ Yards	Nov. 17, 2018 (375, vs. Martin Luther)*
400+ Yards	Sept. 18, 1999 (469 vs. Macalester)
50+ Attempts	Sept. 22, 2018 (51, vs. Carleton)
60+ Attempts	Oct. 15, 2016 (60, vs. Carleton)
70+ Attempts	Nov. 3, 1984 (74, at Macalester)
5 Rushing TD's	Nov. 9, 2019 (6, at Hamline)
6 Rushing TD's	Nov. 9, 2019 (6, at Hamline)
7 Rushing TD's	Nov. 4, 2017 (8, at Hamline)

Passing

300+ Yards	Dec. 14, 2019 (342, at UW-Whitewater)*
400+ Yards	Dec. 7, 2019 (407, at Wheaton, Ill.)*
500+ Yards	<i>Never</i>
40+ Attempts	Dec. 14, 2019 (50, at UW-Whitewater)*
50+ Attempts	Dec. 14, 2019 (50, at UW-Whitewater)*
60+ Attempts	<i>Never</i>
30+ Completions	Nov. 23, 2019 (30, vs. Aurora, Ill.)*
40+ Completions	<i>Never</i>
4 Passing TD's	Dec. 7, 2019 (5, at Wheaton, Ill.)*
5 Passing TD's	Dec. 7, 2019 (5, at Wheaton, Ill.)*
6 Passing TD's	Sept. 28, 2019 (6, at Carleton)
7 Passing TD's	Nov. 10, 2018 (7, vs. Thomas More, Ky.)
3+ Interceptions	Nov. 2, 2019 (4, vs. Concordia)
4+ Interceptions	Nov. 2, 2019 (4, vs. Concordia)
5+ Interceptions	Oct. 28, 2000 (5, at Bethel)

Combination Offense

300-Yard Passer + 100-Yard Rusher	Nov. 2, 2019 vs. Concordia (356, Jackson Erdmann; 110, Henry Trost)
200-Yard Passer + 100-Yard Rusher + 100-Yard Receiver	Nov. 9, 2019 at Hamline (256, Jackson Erdmann; 110, Dylan Cerney; 128, Ravi Alston)
200-Yard Passer + 100-Yard Rusher	Nov. 9, 2019 at Hamline (256, Jackson Erdmann; 110, Dylan Cerney)
100-Yard Rusher + 100-Yard Receiver	Nov. 9, 2019 vs. Hamline (110, Dylan Cerney; 128, Ravi Alston)

Total Offense

400+ Yards	Nov. 30, 2019 (646, at Chapman, Calif.)*
500+ Yards	Nov. 30, 2019 (646, at Chapman, Calif.)*
600+ Yards	Nov. 30, 2019 (646, at Chapman, Calif.)*
700+ Yards	Oct. 26, 2019 (749, at St. Olaf)
75+ Plays	Dec. 14, 2019 (75, at UW-Whitewater)*
85+ Plays	Sept. 6, 2014 (89, vs. UW-River Falls)

Scoring

14 Points or Less	Sept. 7, 2019 (W, 14-7 at UW-Stout)
40+ Points	Nov. 30, 2019 (W, 55-26 at Chapman, Calif.)*
50+ Points	Nov. 30, 2019 (W, 55-26 at Chapman, Calif.)*
60+ Points	Nov. 9, 2019 (W, 70-0 at Hamline)
2-Point Conversion	Dec. 14, 2019 at UW-Whitewater* (Ravi Alston pass from Jackson Erdmann)
Opp. Scoreless	Nov. 9, 2019 (W, 70-0 at Hamline)
Opp. Scoreless (Home)	Oct. 12, 2019 (W, 19-0 vs. Bethel)
Opp. Scoreless (Road)	Nov. 9, 2019 (W, 70-0 at Hamline)
2+ Shutouts in Season	2019 (2) 19-0 (vs. Bethel), 70-0 (at Hamline)
3+ Shutouts in Season	2018 (4) 27-0 (vs. UW-Stout), 59-0 (vs. Carleton), 52-0 (at Augsburg), 51-0 (vs. Hamline)
4+ Shutouts in Season	2018 (4) 27-0 (vs. UW-Stout), 59-0 (vs. Carleton), 52-0 (at Augsburg), 51-0 (vs. Hamline)
No Opp. Off. TD	Nov. 9, 2019 (W, 70-0 at Hamline)
No Opp. Off. TD (Home)	Oct. 12, 2019 (W, 19-0 vs. Bethel)
No Opp. Off. TD (Road)	Nov. 9, 2019 (W, 70-0 at Hamline)
Allowed 30+ Points	Dec. 14, 2019 (L, 32-35 at UW-Whitewater)*
Allowed 40+ Points	Nov. 23, 2019 (W, 51-47 vs. Aurora, Ill.)*
Allowed 50+ Points	Oct. 1, 2011 (L, 7-63 at St. Thomas)

SJU Scoreless	Sept. 29, 1990 (L, 0-21 at Hamline)
SJU Scoreless (Home)	Nov. 4, 1978 (L, 0-17 vs. Concordia)
SJU Scoreless (Road)	Sept. 29, 1990 (L, 0-21 at Hamline)
SJU Scoreless (Neutral)	Oct. 5, 1945 (L, 0-30 vs. St. Thomas at St. Cloud)
No SJU Off. TD	Nov. 24, 2001 (W, 9-7 vs. UW-Stevens Point)*
No SJU Off. TD (Home)	Nov. 24, 2001 (W, 9-7 vs. UW-Stevens Point)*
No SJU Off. TD (Road)	Sept. 29, 1990 (L, 0-21 at Hamline)

Turnovers

No SJU Turnovers	Nov. 23, 2019 (vs. Aurora, Ill.)*
4+ SJU Turnovers	Nov. 2, 2019 (5, vs. Concordia)
5+ SJU Turnovers	Nov. 2, 2019 (5, vs. Concordia)
3 SJU Fumbles Lost	Nov. 5, 2016 (vs. Hamline)
4+ SJU Fumbles Lost	Sept. 29, 2018 (4, at Augsburg)
4+ Takeaways	Nov. 16, 2019 (5, vs. Rose-Hulman, Ind.)
5+ Takeaways	Nov. 16, 2019 (5, vs. Rose-Hulman, Ind.)
6+ Takeaways	Oct. 13, 2018 (7, vs. St. Thomas)

Defense

50 Rush Yards or Less	Nov. 30, 2019 (46, at Chapman, Calif.)*
100 Pass Yards or Less	Nov. 9, 2019 (79, at Hamline)
100 Total Yards or Less	Nov. 3, 2018 (98, vs. Hamline)
200 Total Yards or Less	Nov. 9, 2019 (121, at Hamline)
4+ Interceptions	Nov. 16, 2019 (4, vs. Rose-Hulman, Ind.)
5+ Interceptions	Oct. 13, 2018 (5, vs. St. Thomas)
Scored a Safety	Nov. 4, 2017 (W, 72-6 at Hamline)

Miscellaneous

10 First Downs or Less	Sept. 23, 2017 (6, vs. St. Thomas at Target Field)
30+ First Downs	Nov. 30, 2019 (30, at Chapman, Calif.)*
No Penalties	Sept. 4, 2010 (vs. Northwestern)
10+ Penalties	Sept. 1, 2018 (10, vs. UW-Stout)
40:00+ of Poss.	Sept. 6, 2014 (44:10, vs. UW-River Falls)
Less Than 25:00 of Poss.	Dec. 7, 2019 (23:35, vs. Wheaton, Ill.)*
0 Punts	Sept. 29, 2018 (at Augsburg)
7+ Punts	Sept. 23, 2017 (9, vs. St. Thomas at Target Field)
10+ Punts	Dec. 2, 2000 (10, at Central, Iowa)*
Overtime Game	Nov. 2, 2019 (OT; L, 18-19 vs. Concordia)
Double-Overtime Game	Nov. 2, 2013 (2OT; L, 20-23 at Gustavus)
Triple-Overtime Game	<i>Never</i>

JOHNNIE PLAYER

Rushing

100+ Yards	Nov. 9, 2019 (110, Dylan Cerney at Hamline)
150+ Yards	Oct. 20, 2018 (159, Henry Trost vs. St. Olaf)
200+ Yards	Oct. 17, 2015 (201, Sam Sura vs. Gustavus)
250+ Yards	Sept. 13, 2014 (281, Sam Sura at UW-Eau Claire)
Quarterback 100+ Yards	Oct. 30, 1993 (104, Ken Pletcher at Macalester)
30+ Carries	Nov. 7, 2015 (35, Sam Sura at Bethel)
35+ Carries	Nov. 7, 2015 (35, Sam Sura at Bethel)
40+ Carries	Nov. 8, 2014 (40, Sam Sura vs. Bethel)
3+ TD	Nov. 23, 2019 (3, Kai Barber vs. Aurora, Ill.)*
4+ TD	Nov. 14, 2015 (4, Sam Sura vs. St. Olaf)
5+ TD	Oct. 2, 2004 (5, Corey Weber vs. Hamline)
Quarterback 3+ TD	Oct. 25, 2014 (3, Nick Martin vs. Carleton)
Quarterback 4+ TD	Nov. 20, 1976 (5, Jeff Norman vs. Augustana, Ill.)*
Quarterback 5+ TD	Nov. 20, 1976 (5, Jeff Norman vs. Augustana, Ill.)*
50-Yard Run	Oct. 26, 2019 (57, Ryan Koob at St. Olaf)
60-Yard Run	Nov. 17, 2018 (69, Henry Trost vs. Martin Luther)*
70-Yard Run	Oct. 20, 2018 (80, Henry Trost vs. St. Olaf)
80-Yard Run	Oct. 20, 2018 (80, Henry Trost vs. St. Olaf)
90-Yard Run	Sept. 27, 1980 (91, Pat Stone vs. Hamline)
2 w/100+ Yards	Oct. 20, 2018 vs. St. Olaf (159, Henry Trost; 107, Adam Essler)
2 w/2+ TD Each	Nov. 9, 2019 at Hamline (2, Dylan Cerney; 2, Kenneth Udoibok)

*continued on p. 10

Passing

300+ Yards	Dec. 14, 2019 (342, Jackson Erdmann at UW-Whitewater)*
400+ Yards	Dec. 7, 2019 (407, Jackson Erdmann at Wheaton, Ill.)*
30+ Comp.	Nov. 23, 2019 (30, Jackson Erdmann vs. Aurora, Ill.)*
50-Yard Comp.	Dec. 7, 2019 (69, Jackson Erdmann at Wheaton, Ill.)*
60-Yard Comp.	Dec. 7, 2019 (69, Jackson Erdmann at Wheaton, Ill.)*
70-Yard Comp.	Nov. 30, 2019 (70, Jackson Erdmann at Chapman, Calif.)*
4+ TD	Dec. 7, 2019 (5, Jackson Erdmann at Wheaton, Ill.)*
5+ TD	Dec. 7, 2019 (5, Jackson Erdmann at Wheaton, Ill.)*
6+ TD	Nov. 17, 2018 (6, Jackson Erdmann vs. Martin Luther)*
Non-QB Passing TD	Oct. 27, 2018 (79, Will Gillach at Concordia)

Receiving

150+ Yards	Nov. 30, 2019 (164, T.J. Hodge at Chapman, Calif.)*
200+ Yards	Nov. 23, 2019 (216, Ravi Alston vs. Aurora, Ill.)*
10+ Receptions	Dec. 14, 2019 (11, Ravi Alston at UW-Whitewater)*
15+ Receptions	Nov. 8, 2003 (15, Blake Elliott vs. Bethel)
3+ TD	Nov. 10, 2018 (4, Will Gillach vs. Thomas More, Ky.)
4+ TD	Nov. 10, 2018 (4, Will Gillach vs. Thomas More, Ky.)
2 w/100+ Yards	Dec. 7, 2019 at Wheaton, Ill.* (146, Blake Patrick; 101, Matt Mohr)
3 w/100+ Yards	Nov. 30, 2019 at Chapman, Calif.* (164, T.J. Hodge; 104, Ravi Alston; 103, Henry Trost)
2 w/2 TD Each	Dec. 7, 2019 at Wheaton, Ill.* (2, Ravi Alston; 2, Blake Patrick)

Defense

15+ Tackles	Oct. 27, 2018 (15, Nathan Brinker/Max Jackson at Concordia)
2+ Sacks	Sept. 28, 2019 (2, J.W. Windsor at Carleton)
3+ Sacks	Oct. 8, 2016 (3, Nathan Brinker at Augsburg)
Fumble Return TD	Oct. 13, 2018 (99, Max Jackson vs. St. Thomas)
2 Fumble Return TD	Sept. 24, 1994 (10 & 24 yards, Brian Kohorst vs. Augsburg)
2 Interceptions	Sept. 7, 2019 (2, Chris Harris at UW-Stout)
3 Interceptions	Sept. 3, 2016 (3, Leonard Gutierrez vs. St. Scholastica)
4 Interceptions	Oct. 18, 2003 (4, Paul Gans vs. Augsburg)
Interception TD	Nov. 16, 2019 (26, Tommy Deters vs. Rose-Hulman, Ind.)
2 INT TD's, 1 Player	Nov. 20, 1999 (66 & 92, Beau LaBore vs. UW-Stevens Point)*
2 INT TD's, 2 Players	Nov. 14, 2009 vs. Carleton (36, Nate Anderson lateral from Billy Lawrence; 59, Ethan Eid)

Special Teams

Kick Return TD	Nov. 19, 2016 (82, Evan Clark vs. UW-Platteville)*
Allowed Kick Return TD	Oct. 5, 2019 (99, Le'Andre Benion vs. Augsburg)
Punt Return TD	Nov. 3, 2018 (60, Max Jackson vs. Hamline)
2 PR TD's, 1 Player	Oct. 13, 2001 (66 & 46, Blake Elliott vs. Gustavus)
2 PR TD's, 2 Players	Sept. 25, 1993 vs. St. Olaf (77, Tony Lesch; 79, Mark Smith)
Allowed Punt Return TD	Oct. 6, 2007 (75, Andrew Schmiesing vs. St. Olaf)
3 FG	Nov. 10, 2012 (3, Jimmie Mattson at Bethel)
40-Yard FG	Sept. 19, 2015 (42, Alexi Johnson at Concordia)
60-Yard Punt	Nov. 19, 2019 (60, Cole Milz vs. Rose-Hulman, Ind.)
Blocked Extra Point	Nov. 23, 2019 (Chris Harris vs. Aurora, Ill.)*
Returned PAT for 2 Points	Oct. 18, 2014 (Trevor Warner at Gustavus)
Blocked Field Goal	Sept. 28, 2019 (Collin Franz at Carleton)
Blocked Punt	Dec. 1, 2018 (Ryan LaCasse at Mary Hardin-Baylor, Texas)*
FR TD & PR TD	Oct. 17, 1992 vs. Bethel (31-yard FR & 72-yard PR, John Beutz)
PR TD & INT TD	Dec. 14, 1963 vs. Prairie View A&M, Texas* (41-yard PR, Bob Spinner; 44-yard INT, John McCormick)

OPPONENT

100-Yard Receiver	Nov. 30, 2019 at Chapman, Calif. (107, Spencer Corona; 103, James Kistner)*
100-Yard Rusher	Nov. 16, 2019 vs. Rose-Hulman, Ind. (117, Garrett Wight)
300-Yard Passer	Nov. 23, 2019 vs. Aurora, Ill. (432, Gavin Zimbelman)*
Blocked Extra Point	Dec. 7, 2019 at Wheaton, Ill. (Team)*
Returned PAT for 2 Points	Nov. 2, 2019 vs. Concordia (Marshall King)
Blocked Field Goal	Nov. 30, 2019 at Chapman, Calif. (Dillon Keefe)*
Blocked Punt	Dec. 14, 2019 at UW-Whitewater (Jaylon Edmondson)*
Blocked Punt for TD	Oct. 1, 2011 (28, Jack Gavin at St. Thomas)
Fumble Return TD	Sept. 24, 2016 (57, Anthony King-Foreman vs. St. Thomas)
Interception TD	Oct. 22, 2016 at Gustavus (17, Ben Rengel)
Scored a Safety	Dec. 14, 2019 (L, 32-35 at UW-Whitewater)*

HE'S DEFINITELY NO STRANGER

Which Johnnie has been part of each NCAA postseason appearance, dating back to 1976? The answer is defensive coordinator **Jerry Haugen** '76, who is in his 46th season on the Johnnies' coaching staff. He has coached in 66 NCAA postseason football games, which accounts for six additional seasons in playoff games alone. The Johnnies have posted a 392-94-5 (.803) overall record and a 297-59-4 (.831) MIAC record with Haugen



as a defensive coach. Since 1978, his defense has finished in the top two of the MIAC in total defense 23 times, including 13 of the past 18 seasons, and in scoring defense 28 times, including 20 of the past 24 seasons. As a player (left), Haugen was a four-year starter and gained All-MIAC honors as a defensive back in 1975. He ranks second on the school's career interception list with 15 (first place without postseason games).

A LOT OF GAMES, A LOT OF WINS

The Johnnies' NCAA second-round win in 2018 was also the 380th with **Jerry Haugen** as an assistant football coach at SJU. The late Bobby Bowden, a member of the College Football Hall of Fame and long-time head coach at Florida State (1976-2009), has the fourth-most wins in college football history with a 377-129-4 record. All told, Haugen has been a part of 1,537 wins (2,508 games) at SJU as a player and coach across four different sports, as well as 35 conference championships (including four MIAC Playoff titles in baseball) and 41 postseason appearances.

Sport	Record	Years (Seasons)	MIAC/Nat'l
Football (Assistant Coach)	392-94-5	1976-current (46)	23/27
Football (Player)	26-9-1	1972-75 (4)	2/0
Baseball (Head Coach)	888-671-5	1978-current (44)	7/6
Baseball (Player)	44-43	1973-76 (4)	1/2
Hockey (Head Coach)	40-64-3	1977-81 (4)	0/0
Basketball (Assistant Coach)	147-76	1981-89 (8)	2/6
Total	1,537-957-14 (.616)		35/41

PROGRAM WIN NO. 650

The 47-14 win over Rose-Hulman (Ind.) on Nov. 16, 2019, enabled SJU to become the eighth program in Division III history to reach 650 (653-251-24 all-time record). The Johnnies already own Division III's best winning percentage, among programs with 75 seasons played or more, at .717 (see chart below).

Best NCAA Division III Record, By Wins (entering the 2021 season)

Rk.	School	Yrs.	Won	Lost	Tied	Pct.
1.	Mount Union, Ohio	123	813	388	38	.672
2.	Wittenberg, Ohio	126	780	363	31	.678
3.	Washington & Jefferson, Pa.	129	755	396	40	.651
4.	Widener, Pa.	138	710	432	39	.618
5.	Wabash, Ind.	133	696	392	59	.633
6.	Williams, Mass.	134	656	387	47	.623
7.	Saint John's	109	653	251	24	.717
8.	Amherst, Mass.	140	651	420	54	.603
9.	Franklin & Marshall, Pa.	132	642	499	47	.560
10.	Central, Iowa	112	633	330	26	.653

LEADING THE MIAC IN WINS

The Johnnies' 31-7 victory at Concordia-Moorhead on Nov. 12, 2016, was the program's 450th in MIAC play. SJU has the best winning percentage in conference play, .718 (472-179-22), which is even better when broken down by eras: modern history, since 1946 (.774); during John Gagliardi's tenure, 1953-2012 (.780); and during the 21st century, since 2000 (.840).

All-Time MIAC Record (entering the 2021 season, by winning percentage)

School	W	L	T	Pct.
1. Saint John's	472	179	22	.718
2. Concordia	413	227	18	.641
3. Gustavus	400	266	13	.599
4. Bethel	194	158	3	.551
5. St. Olaf	231	274	11	.458
6. Hamline	247	415	14	.376
7. Carleton	106	228	0	.317
8. Augsburg	176	440	13	.290
9. Macalester	141	378	25	.282

600+ WINS

The Johnnies' 2014 NCAA Division III playoff win over St. Scholastica enabled SJU to become the second college football program in Minnesota to reach 600 for its history.

Most Wins in Minnesota College Football History (entering the 2021 season)

School	W	L	T	Pct.	Seasons
1. Minnesota	709	528	44	.571	137
2. Saint John's	653	251	24	.717	109
3. St. Thomas	623	350	32	.636	115
4. Concordia-Moorhead	538	308	38	.630	102
5. Minnesota-Duluth	536	273	24	.658	87
6. Gustavus Adolphus	509	363	21	.582	105
7. MSU-Mankato	481	388	27	.552	94
Carleton	481	491	25	.495	125
9. St. Olaf	465	393	20	.541	102
10. St. Cloud State	463	378	21	.549	92

NO. 18 AMONG ESPN'S TOP 50 FOOTBALL PROGRAMS

Saint John's was ranked No. 18 out of ESPN's top 50 programs (see chart below) over the last 150 years in August 2019. The ranking formula took into consideration a program's number of national championships and various winning percentages: dominance (best 50 seasons in program history), since integration (1969-2018), early modern (1919-1968) and pre-modern (1869-1918). ESPN noted: "It is not true that the Johnnies' late head coach, John Gagliardi, coached against Frank Leahy. But it is true that Gagliardi became head coach at Saint John's in 1953, the last season that Leahy coached at Notre Dame, and didn't retire until 2012, after 60 seasons and 465 victories. Saint John's, according to our metrics, had one of the 10 most successful programs of the past 100 years. That's another way of saying Gagliardi won 27 conference titles and four national championships."

ESPN's Top 20 College Football Programs

Rk.	Team	Div.	Rating	National Titles
1.	Alabama	FBS	74.9	15
2.	Notre Dame	FBS	72.9	13
3.	Ohio State	FBS	69.6	8
4.	Oklahoma	FBS	68.5	7
5.	Southern California	FBS	67.3	9
6.	Michigan	FBS	67.2	9
7.	Yale	FCS	66.7	18
8.	Nebraska	FBS	64.2	5
9.	Texas	FBS	64.0	4
10.	North Dakota State	FCS	63.6	15
11.	Princeton	FCS	62.8	15
12.	Penn State	FBS	61.6	4
13.	Harvard	FCS	60.8	8
14.	Tennessee	FBS	59.2	2
15.	Louisiana State	FBS	59.0	4
16.	Mount Union	III	58.7	13
17.	Miami	FBS	58.4	5
18.	Saint John's	III	58.3	4
19.	Florida State	FBS	57.4	3
20.	Auburn	FBS	56.82	2

SJU'S WINNING TRADITION

The 2019 season's 12-2 record marked SJU's 52nd consecutive without a losing record.

Consecutive Seasons (entering the 2021 season)

MIAC Team	Without a Losing Record
1. Saint John's	52
2. Bethel	26
3. Concordia	13
4. St. Scholastica	10
5. Gustavus	7
6. St. Olaf	2
7. Augsburg	1
8. Carleton	0
Hamline	0
Macalester	0

Returning Statistical Leaders (from 2019)

THE SPARTANS' RETURNING STAT LEADERS

Rushing	Gms.	Att.	Yds.	Avg.	TD	Long
Tyran Bailey	10	147	988	6.7	8	45
Gavin Zimbelman	11	86	414	4.8	4	58
Jonathan Alstott	8	51	239	4.7	1	17
Jhequay Chretien	7	21	134	6.4	3	30

Passing	Gms.	Att.	Comp.	Int.	TD	Yards
Gavin Zimbelman	11	441	280	11	57	3,614
Kyle Evert	7	2	1	0	0	7

Receiving	Gms.	Rec.	Yds.	Avg.	TD	Long
Colton Jewell	9	49	716	14.6	9	60
Matthew Evert	11	35	521	14.9	5	40
Brock Harner	11	22	280	12.7	8	23
Tyran Bailey	10	30	245	8.2	3	22

Defense	Solo	Asst.	Total	TFL	Sacks	Int.
Blake Martz	32	12	44	10.0-51	6.0-35	---
Sean Reyna	32	11	43	4.5-12	1.0-3	3-18
Rob Stark	26	14	40	11.0-60	7.0-48	---
Robbie Peterson	21	9	30	---	---	1-85

THE JOHNNIES' RETURNING STAT LEADERS

Rushing	Gms.	Att.	Yds.	Avg.	TD	Long
Henry Trost	14	76	411	5.4	13	25
Chris Backes	14	20	121	6.1	1	21
Carter Huberty	2	9	39	4.3	0	8

Passing	Gms.	Att.	Comp.	Int.	TD	Yards
Chris Backes	14	18	16	0	2	157

Receiving	Gms.	Rec.	Yds.	Avg.	TD	Long
Ravi Alston	14	88	1,444	16.4	13	79
Matt Mohr	14	37	630	17.0	2	92
Henry Trost	14	28	467	16.7	4	70
Blake Patrick	14	17	421	24.8	3	69

Defense	Solo	Asst.	Total	TFL	Sacks	Int.
John Kohler	31	22	53	---	---	2-27
Tommy Deters	35	8	43	1.5-6	---	1-26
Seth Morem	19	13	32	7.5-33	3.5-26	---
Metoriah Faoliu	16	11	27	5.5-23	3.0-16	---

WINS IN FIRST 7 SEASONS, FIRST 84 GAMES

SJU's Gary Fasching is off to the best start, in regard to wins, by any head coach in the program's history. That history includes the likes of college football's all-time wins leader, John Gagliardi. Fasching also has John's number in regard to their respective first 84 games coached at SJU.

Among SJU Football Coaches With Six Seasons Coached or More

Coach	First 7 Seasons	First 84 Games	Total at SJU
Gary Fasching	70-14 (.833)	70-14 (.833)	70-14 (.833)
John Gagliardi	38-18-1 (.675)	59-23-2 (.714)	465-132-10 (.774)
Joe Benda	29-12-7 (.677)	47-29-8 (.607)	57-32-8 (.629)

BLAKE ELLIOTT '03 ON HALL OF FAME BALLOT

Former Saint John's University award-winning student-athlete Blake Elliott '03 was named to the College Football Hall of Fame ballot for the ninth consecutive year in June. Elliott, who played wide receiver for the Johnnies from 2000-03, is one of 177 former student-athletes on the ballot, including one of 99 from the NCAA divisional and NAIA ranks. The announcement of the 2022 inductees will be made in January. Those selected will be inducted into the College Football Hall of Fame during the 64th NFF Annual Awards Dinner Dec. 6, 2022, and permanently enshrined at the Chick-fil-A College Football Hall of Fame in Atlanta.

--continued on p. 12--

Active Career Leaders

Rushing Yards

1. Henry Trost (94 att.)	752
2. Chris Backes (32 att.)	158
3. Carter Huberty (9 att.)	39

Rushing Touchdowns

1. Henry Trost	15
2. Chris Backes	1

Passing Yards (C-A-I-TD)

1. Chris Backes (20-28-0-3)	282
-----------------------------	-----

Receptions

1. Ravi Alston	88
2. Matt Mohr	37
3. Henry Trost	29
4. Blake Patrick	21

Receiving Yards

1. Ravi Alston	1,444
2. Matt Mohr	630
3. Blake Patrick	519
Henry Trost	519

Receiving Touchdowns

1. Ravi Alston	13
2. Henry Trost	5
3. Blake Patrick	4
4. Matt Mohr	2

Yards from Scrimmage (Rushing+Receiving)

1. Ravi Alston	1,444
2. Henry Trost	1,271
3. Matt Mohr	656
4. Blake Patrick	529

All-Purpose Yards (Rushing+Receiving+Returns)

1. Henry Trost	1,459
2. Ravi Alston	1,444
3. Matt Mohr	824
4. Blake Patrick	568

Tackles

1. John Kohler	57
2. Tommy Deters	43
Seth Morem	43
4. Kyle Kornovich	36

Tackles for Loss

1. Seth Morem	10.0
2. Metoriah Faoliu	5.5
3. Michael Wozniak	2.5

Sacks

1. Seth Morem	3.5
2. Metoriah Faoliu	3.0

Interceptions

1. John Kohler	2
2. Tommy Deters	1

--continued from p. 11--

Elliott excelled for the Johnnies for four years and ended his career as the recipient of the Gagliardi Trophy and a national championship in 2003; a season that included Gagliardi's record-breaking 409th career victory. He owns three NCAA playoff records, two MIAC records and 29 SJU receiving records. Elliott was a three-time All-American, a two-time MIAC Player of the Year, a Gagliardi Trophy finalist as a junior in 2002 and was invited to play in both the AFCA Aztec Bowl and Hula Bowl following the 2003 season. His NCAA all-divisions record for consecutive games played with a reception (47) ended in 2008. He ended his career second all-time in all NCAA divisions in catches (327) and second in NCAA Division III in touchdown receptions (56). Elliott posted 369 receptions for 4,826 yards and 63 touchdowns in his career, as well as 744 rushing yards and eight touchdowns on 109 carries (prior to the 2002 season, the NCAA did not recognize playoff-game stats in season or career totals). Elliott (*right*) was just as dangerous on special teams as he was on the offensive side of the ball, totaling 3,065 yards and seven touchdowns on 195 returns, kickoff and punt combined.



To be eligible for the ballot, players must have been named a first-team All-American by a major/national selector as recognized and utilized by the NCAA for their consensus All-America teams; played their last year of intercollegiate football at least 10 years prior; played within the last 50 years and cannot be currently playing professional football. From the coaching ranks, 223 individuals have achieved Hall of Fame distinction, including SJU's John Gagliardi (Class of 2006).

LEADING THE MIAC IN ATTENDANCE

Saint John's attracted the fourth-most spectators in NCAA Division III, 29,847 over six games, in 2019. The numbers were also fourth on a per-game average (4,974). The Johnnies led Division III in total attendance with 47,297 fans the previous season in 2018. That cumulative total was greater than 98 Football Championship Subdivision teams and all but one of the 167 Division II programs (Grand Valley State's total of 67,865). SJU finished second nationally in Division III with an average of 5,912 spectators over eight games, including two in the NCAA playoffs.

The Johnnies have finished in Division III's top two in per-game attendance 18 of the last 19 seasons.

--see charts on p. 13--

On This Date in Johnnie Football History...

The Johnnies are 1-1 all-time on September 4: 2004 vs. UW-Eau Claire (L, 28-30) and 2010 vs. Northwestern (W, 56-10).

2004 vs. UW-Eau Claire (L, 28-30): Second-ranked Saint John's scored three touchdowns in the final 6:13 of the game, but fell 30-28 to Wisconsin-Eau Claire in the 2004 season opener. The loss snapped SJU's 22-game home winning streak and 19-game regular-season winning streak. The Johnnies opened the scoring on the first play of the game as cornerback Tony Steffensmeier picked off a pass and returned it 15 yards for a touchdown and a 7-0 lead. Eau Claire got on the scoreboard with a 24-yard field in the closing minute of the first quarter and added a touchdown - thanks to an SJU fumble on its own 9-yard line - with 11:37 left in the second quarter. Another Johnnie turnover, this time an interception, led to a 30-yard touchdown pass 1:36 later. The final scoring of the half came with 42 seconds remaining, following another SJU interception, as UWEC gained a 23-7 halftime lead on a 17-yard touchdown pass. The lone score of the third quarter was a 3-yard touchdown pass with 9:52 left. The touchdown was the Blugolds' fourth in five possessions, in which all four scoring drives were 44 yards or less.

Down 30-7, the fourth quarter saw SJU nearly complete the comeback as Alex Kofoed threw three touchdown passes. Kyle Gearman caught a 79-yard touchdown pass with 6:13 left and Corey Weber caught a 15-yard touchdown pass with 2:40 remaining to make the score 30-22. With 17 seconds remaining, Kofoed connected with Gearman on a 7-yard touchdown, but the two-point attempt failed. Kofoed finished 12 of 17 passing for 243 yards and the three scores in just over a quarter of play.

2010 vs. Northwestern (56-10): Eight different Johnnies scored a touchdown as Saint John's defeated Northwestern 56-10 to open its 100th season on this date in 2010. SJU out-gained Northwestern with a balanced attack, 503 yards to 255, including a 231-12 advantage in the first quarter alone. The Johnnies ran for a total of 251 yards and threw for 252 in the game. Quarterback Joe Boyle (*right*) ended the day 14 of 17 passing for 218 yards and two touchdowns. Running back Stephen Johnson was one of 15 different Johnnies to carry the ball on the afternoon and led the team with 71 yards on 10 attempts. Nine of the 15 ball-carriers averaged five yards or more per carry. Running back Nick Schneider led SJU with three catches for 73 yards. SJU's defense forced five interceptions and 10 punts on the day.



2019 SJU vs. FCS/Division II in Upper Midwest Attendance

School	NCAA	Gms.	2019 Att.	Avg.
1. North Dakota State	FCS	9	156,962	17,440
2. South Dakota State	FCS	8	87,764	10,971
3. Northern Iowa	FCS	7	59,023	8,432
4. North Dakota	FCS	6	50,040	8,340
5. South Dakota	FCS	6	30,225	5,038
6. Saint John's	III	6	29,847	4,974
7. MSU-Mankato	II	6	24,792	4,132
8. Augustana (S.D.)	II	6	17,277	2,880
9. St. Cloud State	II	6	16,610	2,768
10. Northern State (S.D.)	II	6	16,057	2,676

2019 MIAC Attendance Leaders

School	Gms.	2019 Att.	Avg.
1. Saint John's	6	29,847	4,974
2. Concordia	5	17,569	3,514
3. Bethel	5	14,874	2,975
4. St. Thomas	4	8,379	2,095*
5. Gustavus Adolphus	5	10,467	2,093
6. St. Olaf	5	9,307	1,861
7. Carleton	5	6,089	1,218
8. Hamline	6	6,755	1,126
9. Augsburg	4	1,826	457

*does not include the crowd of 19,508 that attended the Johnnie-Tommie game at Allianz Field

BEST RECORD SINCE 1990, NCAA DIVISION III

The Johnnies enter the 2021 season with the third-best winning percentage (.824) in NCAA Division III football since 1990, and the third-most wins (292) during that span (among programs with 200 games played or more).

Winning Percentage (min. 200 games played)

.951	Mount Union, Ohio (401-20-1)
.858	Mary Hardin-Baylor, Texas (242-40)
.824	Saint John's (292-62-1)
.817	UW-Whitewater (294-66)
.815	Linfield, Ore. (258-58-1)
.812	Washington & Jefferson, Pa. (277-64)
.811	Wittenberg, Ohio (263-61-1)
.791	Central, Iowa (253-67)
.790	Wartburg, Iowa (256-68)
.790	Wheaton, Ill. (250-66-1)

Wins

401	Mount Union, Ohio (401-20-1, .951)
294	UW-Whitewater (294-66, .817)
292	Saint John's (292-62-1, .824)
277	Washington & Jefferson, Pa. (277-64, .812)
263	Wittenberg, Ohio (263-61-1, .811)
258	Linfield, Ore. (258-58-1, .815)
256	Wartburg, Iowa (256-68, .790)
253	Central, Iowa (253-67, .791)
250	Wheaton, Ill. (250-66-1, .790)
246	Rowan, N.J. (246-90-1, .731)

SJU'S HEAD FOOTBALL COACHES (entering the 2021 season) CHRONOLOGICAL

Name	Yrs. (Seasons)	Record (Pct.)
John O'Leary	1900-01 (2)	4-2-0 (.667)
Ignatius Vonderhaar	1902 (1)	0-1-0 (.000)
Peter Boquel	1903-04 (2)	3-2-0 (.600)
Harry Comeau	1905-06 (2)	3-0-0 (1.000)
Frank Cassidy	1907 (1)	1-3-0 (.250)
William Brennan	1908-09 (2)	4-6-0 (.400)
Edward Cahill	1920-21 (2)	1-6-0 (.143)
Fred Sanborn	1922-23 (2)	3-8-0 (.273)
Eugene Aldrich	1924 (1)	1-4-1 (.250)
Wilfred Houle	1925-29 (5)	7-22-3 (.266)
Joe Benda	1930-36, 1941-42, 1945-49 (14)	57-32-8 (.629)
George Durenberger	1937-40 (4)	20-10-1 (.661)
Henry Welsch	1944 (1)	1-0-1 (.750)

John McNally	1950-52 (3)	13-9-0 (.591)
John Gagliardi	1953-12 (60)	465-132-10 (.774)
Gary Fasching	2013-current (8)	70-14-0 (.833)

WINS - OVERALL

1. John Gagliardi	465
2. Gary Fasching	70
3. Joe Benda	57

PCT. - OVERALL (min. 15 games)

1. Gary Fasching	.833 (70-14)
2. John Gagliardi	.774 (465-132-10)
3. George Durenberger	.661 (20-10-1)

WINS - MIAC

1. John Gagliardi	362
2. Gary Fasching	48
3. Joe Benda	35

PCT. - MIAC (min. 10 games)

1. Gary Fasching	.857 (48-8)
2. John Gagliardi	.780 (362-99-9)
3. George Durenberger	.625 (12-7-1)

WINS - HOME

1. John Gagliardi	241
2. Gary Fasching	38
3. Joe Benda	30

PCT. - HOME (min. 15 games)

1. Gary Fasching	.864 (38-6)
2. John Gagliardi	.818 (241-52-4)
3. Joe Benda	.722 (30-10-5)

A JOHNNIE WITH THE JAGUARS



Offensive tackle **Ben Bartch '20** became the 10th Johnnie to be drafted in the NFL when he was selected by the Jacksonville Jaguars with the 10th pick of the fourth round (No. 116 overall) in the 2020 NFL Draft. He appeared in 13 games for the Jaguars, including one start at left guard, and totaled 219 offensive stats (47 on special teams) in 2020.

Bartch was the lone NCAA Division III attendee at the 2020 Reese's Senior Bowl in Mobile, Ala. Although he did not play in the game, Bartch received rave reviews during the three days of practices leading up to the event. He attended the 2020 NFL Scouting Combine in late February, but did not participate in the drills or measurements due to the injury suffered during the final Senior Bowl practice. A D3football.com first-team and Associated Press second-team All-American in 2019, Bartch started all 14 games at left tackle in 2019.

He made 27 straight starts at tackle after he switched from tight end during the 2018 preseason. Through a combination of hard work in the weight room and repeated consumption of a now-famous (or infamous) protein shake recipe (ingredients include seven scrambled eggs, cottage cheese, quick grits, peanut butter, bananas and Gatorade), Bartch gained over 50 pounds and started on the line's left side immediately.

JOHNNIES DRAFTED IN THE NFL

Ben Bartch '20 became the 10th Johnnie to be drafted into the National Football League in April 2020.

1949 - End Red Maenhout, New York Bulldogs (12th round-No. 113)
1955 - Tackle Dick Coy, Chicago Cardinals (19th round-No. 218)
1957 - Guard Chuck Froehle, Baltimore Colts (19th round-No. 222)
1963 - Offensive tackle Tom McIntyre, Minnesota Vikings (18th round-No. 240)
1964 - Offensive tackle John McDowell, Green Bay Packers (9th round-No. 125)
1965 - Defensive tackle Paul Labinski, Minnesota Vikings (16th round-No. 219)
1967 - Guard Fred Cremer, Minnesota Vikings (12th round-No. 296)
1972 - Defensive end Steve Setzler, San Francisco 49ers (12th round-No. 304)
1974 - Defensive tackle Kurt Wachtler, Minnesota Vikings (15th round-No. 389)
2020 - Offensive tackle Ben Bartch, Jacksonville Jaguars (4th round-No. 116)

2019 - SJU's SCORING DRIVES

Team (Date)	Plays-Yds.	Span	Qtr.	Clock	Down-Dist.	Scoring Play
at UW-Stout (9/7/19)	9-79	3:11	3	4:30	2-G	Kenneth Udoibok 3-yard pass from Jackson Erdmann (Solors kick)
at UW-Stout	1-46	0:08	3	2:28	1-10	Henry Trost 46-yard pass from Jackson Erdmann (Solors kick)
Gustavus (9/21/19)	8-48	2:38	1	5:29	2-G	Ravi Alston 5-yard pass from Jackson Erdmann (Solors kick)
Gustavus	4-87	1:15	2	14:29	1-10	Andrew VanErp 57-yard pass from Jackson Erdmann (Solors kick)
Gustavus	12-72	5:11	2	3:04	2-G	Tyler Johnson 2-yard pass from Jackson Erdmann (Solors kick)
Gustavus	2-50	0:36	3	4:55	1-G	Henry Trost 4-yard run (Solors kick blocked)
Gustavus	1-11	0:05	4	7:22	1-10	Jack Kemper 11-yard pass from Jackson Erdmann (Erdmann pass failed)
at Carleton (9/28/19)	5-70	1:59	1	10:28	1-10	Ravi Alston 22-yard pass from Jackson Erdmann (Solors kick failed)
at Carleton	5-62	1:21	1	5:48	1-10	Ravi Alston 25-yard pass from Jackson Erdmann (Erdmann pass failed)
at Carleton	7-90	2:53	1	0:40	1-10	Andrew VanErp 32-yard pass from Jackson Erdmann (Trost run)
at Carleton	7-70	3:01	2	10:13	3-1	Kai Barber 3-yard run (Barber run)
at Carleton	4-80	1:39	2	5:52	2-3	Blake Patrick 61-yard pass from Jackson Erdmann (Solors kick)
at Carleton	2-58	0:49	3	14:04	2-8	T.J. Hodge 56-yard pass from Chris Backes (Solors kick)
at Carleton	9-65	4:47	3	5:53	2-G	Henry Trost 1-yard run (Solors kick)
at Carleton	12-68	7:30	4	9:28	1-G	Will Kleinschmidt 9-yard pass from Chris Backes (Solors kick)
Augsburg (10/5/19)	7-68	2:52	1	12:08	3-G	Kai Barber 4-yard run (McKenzie kick)
Augsburg	4-37	0:50	1	11:06	3-G	Jack Kemper 10-yard pass from Jackson Erdmann (McKenzie kick)
Augsburg	6-56	2:22	1	7:09	1-G	Andrew VanErp 10-yard pass from Jackson Erdmann (McKenzie kick blocked)
Augsburg	4-80	1:23	1	3:31	2-10	Jack Kemper 34-yard pass from Jackson Erdmann (McKenzie kick failed)
Augsburg	5-65	1:22	1	0:25	2-5	Kai Barber 29-yard pass from Jackson Erdmann (McKenzie kick)
Augsburg	5-58	2:00	2	12:45	1-10	Ravi Alston 16-yard pass from Jackson Erdmann (McKenzie kick)
Augsburg	---	---	2	11:09	3-4 (Opp.)	Chris Harris 18-yard interception return (McKenzie kick)
Augsburg	4-28	1:53	3	10:55	2-14	Nolan Prokott 20-yard run (McKenzie kick)
Augsburg	15-64	10:22	3	0:10	3-1	Chris Backes 5-yard run (McKenzie kick)
Bethel (10/12/19)	6-75	2:24	1	9:56	2-G	Jackson Erdmann 9-yard run (Backes run failed)
Bethel	5-75	2:15	2	2:08	2-G	Kai Barber 1-yard run (McKenzie kick)
Bethel	10-93	5:38	3	5:55	1-10	Ravi Alston 29-yard pass from Jackson Erdmann (McKenzie kick blocked)
vs. St. Thomas (10/19/19)	6-75	3:22	1	0:01	3-1	Kenneth Udoibok 29-yard pass from Jackson Erdmann (Solors kick)
vs. St. Thomas	6-80	2:17	2	1:36	2-G	Henry Trost 1-yard run (Solors kick blocked)
vs. St. Thomas	6-75	2:02	3	12:58	1-G	Tyler Johnson 2-yard pass from Jackson Erdmann (Solors kick failed)
vs. St. Thomas	6-75	3:00	3	9:11	2-5	Kai Barber 29-yard run (Erdmann pass failed)
vs. St. Thomas	12-93	4:34	4	6:47	2-G	Kai Barber 1-yard run (Solors kick failed)
vs. St. Thomas	9-41	3:46	4	0:34	4-3	T.J. Hodge 16-yard pass from Jackson Erdmann (Brady kick)
at St. Olaf (10/26/19)	10-68	4:07	1	8:31	2-G	Kai Barber 6-yard run (McKenzie kick)
at St. Olaf	1-88	0:12	1	0:45	1-10	Kai Barber 88-yard pass from Jackson Erdmann (McKenzie kick failed)
at St. Olaf	13-74	5:06	2	6:46	1-G	Kai Barber 9-yard run (McKenzie kick)
at St. Olaf	4-44	1:46	3	13:14	2-6	Henry Trost 26-yard pass from Jackson Erdmann (McKenzie kick)
at St. Olaf	9-80	4:31	3	6:06	2-G	Henry Trost 1-yard run (McKenzie kick blocked)
at St. Olaf	6-62	1:58	3	2:28	4-G	Ravi Alston 4-yard pass from Jackson Erdmann (McKenzie kick)
at St. Olaf	2-99	0:53	4	12:41	2-3	Matt Mohr 92-yard touchdown pass from Jackson Erdmann (McKenzie kick)
at St. Olaf	6-57	3:09	4	3:14	1-G	Will Kleinschmidt 6-yard run (McKenzie kick)
Concordia (11/2/19)	7-65	2:50	1	3:29	3-G	Henry Trost 1-yard run (McKenzie kick blocked)
Concordia	4-82	1:43	3	13:13	1-10	Jack Kemper 70-yard pass from Jackson Erdmann (McKenzie kick blocked)
Concordia	8-25	---	OT	---	2-G	Henry Trost 1-yard run (McKenzie kick blocked)
at Hamline (11/9/19)	5-64	1:52	1	13:08	2-2	Kai Barber 17-yard pass from Jackson Erdmann (Kummer kick)
at Hamline	3-63	1:13	1	9:29	1-G	Kenneth Udoibok 10-yard run (Kummer kick)
at Hamline	5-68	1:50	1	6:05	1-G	Henry Trost 1-yard run (Kummer kick)
at Hamline	---	---	1	2:22	1-G (Opp.)	Chris Harris 100-yard interception return (Kummer kick)
at Hamline	4-36	1:11	2	13:49	2-G	Kenneth Udoibok 4-yard run (Kummer kick)
at Hamline	9-71	2:53	2	8:32	2-10	Henry Trost 13-yard run (Kummer kick)
at Hamline	3-35	1:11	2	5:21	2-20	T.J. Hodge 24-yard pass from Jackson Erdmann (Kummer kick)
at Hamline	4-30	1:33	3	11:48	1-G	Ravi Alston 10-yard pass from Jackson Erdmann (Kummer kick)
at Hamline	3-33	1:03	3	8:37	1-G	Dylan Cerney 8-yard run (Kummer kick)
at Hamline	3-62	1:34	4	12:32	1-10	Dylan Cerney 47-yard run (Kummer kick)
Rose-Hulman, Ind. (11/16/19)	3-80	1:15	1	11:41	2-10	Matt Mohr 66-yard pass from Jackson Erdmann (Kummer kick failed)
Rose-Hulman, Ind.	5-64	2:30	1	7:42	3-2	Henry Trost 11-yard run (Kummer kick)
Rose-Hulman, Ind.	1-18	0:06	2	3:09	1-10	Ravi Alston 18-yard pass from Jackson Erdmann (Kummer kick blocked)
Rose-Hulman, Ind.	3-63	0:33	2	0:23	1-10	T.J. Hodge 11-yard pass from Jackson Erdmann (Kummer kick)
Rose-Hulman, Ind.	4-40	0:42	3	12:32	3-10	T.J. Hodge 30-yard pass from Jackson Erdmann (Kummer kick)
Rose-Hulman, Ind.	5-46	2:21	3	5:51	1-G	Henry Trost 7-yard pass from Jackson Erdmann (Kummer kick)
Rose-Hulman, Ind.	---	---	3	4:20	1-10 (Opp.)	Tommy Deters 26-yard interception return (Kummer kick)
Aurora, Ill. (11/23/19)*	9-67	3:21	1	8:44	3-10	Jack Kemper 44-yard pass from Jackson Erdmann (Kummer kick)
Aurora, Ill.*	6-60	2:21	2	13:09	2-7	Ravi Alston 12-yard pass from Jackson Erdmann (Kummer kick)
Aurora, Ill.*	6-77	1:30	2	0:30	1-G	Kenneth Udoibok 1-yard pass from Jackson Erdmann (Kummer kick)
Aurora, Ill.*	3-45	1:34	3	12:29	3-9	T.J. Hodge 44-yard pass from Jackson Erdmann (Kummer kick)
Aurora, Ill.*	5-82	1:57	3	7:45	2-4	Kai Barber 9-yard run (Kummer kick)
Aurora, Ill.*	7-47	2:20	4	12:41	4-G	Colin Kummer 28-yard field goal
Aurora, Ill.*	10-69	2:39	4	5:47	3-G	Kai Barber 2-yard run (Kummer kick)
Aurora, Ill.*	7-56	3:28	4	1:49	1-G	Kai Barber 1-yard run (Erdmann pass failed)

2019 - SJU's SCORING DRIVES (continued)

Team (Date)	Plays-Yds.	Span	Qtr.	Clock	Down-Dist.	Scoring Play
at Chapman, Calif. (11/30/19)*	7-70	3:02	2	10:26	2-1	Henry Trost 13-yard run (Kummer kick)
at Chapman, Calif.*	8-58	3:07	2	3:29	4-1	Jack Kemper 18-yard pass from Jackson Erdmann (Kummer kick)
at Chapman, Calif.*	7-78	0:59	2	0:13	3-10	T.J. Hodge 22-yard pass from Jackson Erdmann (Kummer kick)
at Chapman, Calif.*	7-78	2:54	3	9:08	1-G	Henry Trost 8-yard run (Kummer kick)
at Chapman, Calif.*	1-70	0:10	3	4:39	1-10	Henry Trost 70-yard pass from Jackson Erdmann (Kummer kick blocked)
at Chapman, Calif.*	3-28	0:47	3	1:51	1-10	T.J. Hodge 18-yard pass from Jackson Erdmann (Kummer kick)
at Chapman, Calif.*	3-51	1:02	4	13:53	1-G	Ravi Alston 8-yard pass from Jackson Erdmann (Kummer kick)
at Chapman, Calif.*	5-44	2:53	4	3:59	1-G	Kenneth Udoibok 4-yard run (Kummer kick)
at Wheaton, Ill. (12/7/19)*	9-75	3:26	1	11:34	1-10	Ravi Alston 20-yard pass from Jackson Erdmann (Kummer kick)
at Wheaton, Ill.*	6-93	3:05	1	0:02	1-10	Blake Patrick 69-yard pass from Jackson Erdmann (Kummer kick)
at Wheaton, Ill.*	6-75	3:06	2	7:06	2-5	Ravi Alston 27-yard pass from Jackson Erdmann (Kummer kick)
at Wheaton, Ill.*	1-54	0:13	4	12:58	1-10	Blake Patrick 54-yard pass from Jackson Erdmann (Kummer kick blocked)
at Wheaton, Ill.*	6-75	2:15	4	6:07	3-3	Jack Kemper 27-yard pass from Jackson Erdmann (Kummer kick)
at UW-Whitewater (12/14/19)*	7-60	2:34	1	8:58	1-G	Henry Trost 4-yard run (Kummer kick)
at UW-Whitewater*	11-65	3:36	2	11:05	1-G	Henry Trost 1-yard run (Kummer kick)
at UW-Whitewater*	8-66	2:20	2	1:47	1-5	Ravi Alston 7-yard pass from Jackson Erdmann (Kummer kick)
at UW-Whitewater*	16-72	6:33	3	4:37	4-G	Colin Kummer 25-yard field goal
at UW-Whitewater*	6-15	2:42	4	7:43	3-G	Kai Barber 1-yard run (Alston pass from Erdmann)

2019 - SJU's SCORING DRIVES ALLOWED

Team (Date)	Plays-Yds.	Duration	Qtr.	Clock	Down-Dist.	Scoring Play
at UW-Stout (9/7/19)	12-77	6:46	1	4:25	3-G	Tyler Seymour 4-yard pass from Sean Borgerding (Benzinger kick)
Gustavus (9/21/19)	10-79	4:31	1	0:51	1-10	Brice Panning 29-yard pass from Michael Veldman (Abegglen kick)
Gustavus	12-73	6:03	2	8:20	3-5	Brayton Finch 8-yard pass from Michael Veldman (Abegglen kick)
Gustavus	8-75	4:21	3	0:34	1-10	Brice Panning 24-yard pass from Michael Veldman (Abegglen kick)
at Carleton (9/28/19)	11-74	3:39	2	2:07	3-G	Jonathan Singleton 8-yard run (Chertoff kick)
at Carleton	13-40	3:05	3	10:49	4-19	Trent Ramirez 42-yard field goal
Augsburg (10/5/19)	---	---	3	10:38	---	Le'Andre Benion 99-yard kick return (Rodriguez kick failed)
vs. St. Thomas (10/19/19)	6-39	2:54	1	6:41	3-5	Grant Slavik 6-yard pass from Tommy Dolan (Knutson kick)
vs. St. Thomas	4-46	1:48	1	3:23	1-10	Josh Parks 32-yard run (Knutson kick)
vs. St. Thomas	2-75	0:47	3	12:11	2-2	Josh Parks 67-yard run (Dolan pass failed)
at St. Olaf (10/26/19)	5-38	2:03	1	1:07	4-8	Ethan March 35-yard field goal
at St. Olaf	8-75	3:40	2	12:12	4-G	Lars Prestemon 4-yard run (March kick)
at St. Olaf	1-40	0:07	2	11:58	1-10	Gonzalo Pirela 40-yard pass from Lars Prestemon (March kick)
Concordia (11/2/19)	2-9	0:39	2	14:08	2-G	Logan Hatfield 2-yard run (Diaz kick)
Concordia	15-84	4:51	2	0:00	2-G	Alexander Diaz 24-yard field goal
Concordia	---	---	3	13:13	---	Marshall King PAT return
Concordia	4-25	---	OT	---	4-9	Matt Bye 24-yard pass from Blake Kragnes (Diaz kick)
Rose-Hulman, Ind. (11/16/19)	17-80	7:59	4	11:10	3-13	Noah Thomas 23-yard pass from Eric Morris (Tuttle kick)
Rose-Hulman, Ind.	13-49	6:28	4	2:28	4-2	Garrett Wight 5-yard run (Tuttle kick)
Aurora, Ill. (11/23/19)*	3-70	1:16	1	12:05	1-10	Gavin Zimbelman 58-yard run (Kerr kick)
Aurora, Ill.*	10-90	4:24	1	0:30	1-10	Jacoby Maxwell 11-yard pass from Gavin Zimbelman (Kerr kick)
Aurora, Ill.*	9-73	3:27	2	9:36	3-G	Matt Evert 1-yard pass from Gavin Zimbelman (Kerr kick)
Aurora, Ill.*	10-66	4:50	2	2:05	4-9	Jacoby Maxwell 29-yard pass from Gavin Zimbelman (Kerr kick)
Aurora, Ill.*	2-49	0:42	3	14:12	1-G	Brock Harner 6-yard pass from Gavin Zimbelman (Kerr kick blocked)
Aurora, Ill.*	8-48	2:54	3	0:06	1-G	Emilio Starks 7-yard pass from Gavin Zimbelman (Zimbelman pass failed)
Aurora, Ill.*	8-65	4:09	4	8:26	2-1	Brock Harner 9-yard pass from Gavin Zimbelman (Kerr kick)
at Chapman, Calif. (11/30/19)*	3-7	1:24	1	11:51	4-3	Ken Baierl 26-yard field goal
at Chapman, Calif.*	8-61	3:45	2	6:36	4-G	Ken Baierl 22-yard field goal
at Chapman, Calif.*	8-78	4:19	3	4:49	1-10	Spencer Corona 29-yard pass from Jonston MacIntyre (Baierl kick)
at Chapman, Calif.*	9-71	2:34	4	6:54	3-17	Spencer Corona 28-yard pass from Reed Vettel (Baierl kick)
at Chapman, Calif.*	10-77	3:32	4	0:19	2-G	Daniel Roberts 3-yard pass from Reed Vettel (Vettel pass failed)
at Wheaton, Ill. (12/7/19)*	11-71	4:48	2	10:12	2-4	Williams 11-yard pass from Luke Anthony (Bowes kick)
at Wheaton, Ill.*	7-57	3:01	3	4:44	3-G	McJunkin 2-yard pass from Luke Anthony (Bowes kick)
at Wheaton, Ill.*	11-59	4:33	4	14:54	1-G	Matthew Tucker 3-yard run (Bowes kick)
at Wheaton, Ill.*	8:73	4:30	4	8:22	2-2	Luke Anthony 7-yard run (Bickle pass failed)
at Wheaton, Ill.*	14-67	5:52	4	0:09	3-G	Hibben 1-yard run (Bowes kick failed)
at UW-Whitewater* (12/14/19)	7-47	4:42	1	4:10	4-5	Wojciech Gasienica 31-yard field goal
at UW-Whitewater*	---	---	1	2:23	4-20 (SJU)	Safety (Blocked punt through back of end zone)
at UW-Whitewater*	4-2	0:57	2	14:41	4-8	Wojciech Gasienica 27-yard field goal
at UW-Whitewater*	7-40	3:46	2	4:14	2-G	Ryan Wisniewski 4-yard run (Gasienica kick)
at UW-Whitewater*	11-63	1:21	2	0:21	3-G	Derek Kumerow 6-yard pass from Max Meylor (Gasienica kick)
at UW-Whitewater*	9-45	3:25	3	1:03	4-G	Wojciech Gasienica 22-yard field goal
at UW-Whitewater*	5-66	1:21	4	13:47	3-4	Max Meylor 38-yard run (Gasienica kick)
at UW-Whitewater*	11-46	5:33	4	2:10	4-14	Wojciech Gasienica 37-yard field goal

2019 - TRACKING THE TURNOVERS

Takeaways (28)	Qtr.	SJU Result
INT - UW-Stout (LaCasse)	3rd	Downs
INT - UW-Stout (C. Harris)	4th	Missed FG
INT - UW-Stout (C. Harris)	4th	End of Game
INT - Gustavus (Kohler)	1st	TD
INT - Gustavus (LaCasse)	2nd	End of Half
FUM - Gustavus (Pietruszewski/Borgeson)	4th	TD
INT - Augsburg (LaCasse)	1st	TD
INT - Augsburg (C. Harris)	2nd	TD*
INT - Augsburg (W. Sonntag)	3rd	TD
FUM - Augsburg (N. Harris/Robillard)	4th	Downs
INT - St. Thomas (C. Harris)	4th	End of Game
FUM - Concordia (Inman/Jensen)	2nd	Downs
INT - Hamline (C. Harris)	1st	TD*
INT - Hamline (Kohler)	3rd	TD
INT - Rose-Hulman, Ind. (C. Harris)	2nd	TD
INT - Rose-Hulman, Ind. (Inman)	3rd	TD
INT - Rose-Hulman, Ind. (McNamara)	3rd	Punt
FUM - Rose-Hulman, Ind. (Kornovich/Schmitt)	3rd	Downs
INT - Rose-Hulman, Ind. (Deters)	3rd	TD*
INT - Aurora, Ill. (C. Harris)	1st	Punt
INT - Aurora, Ill. (McNamara)	3rd	Punt
FUM - Chapman, Calif. (Team/Carriveau)	1st	Punt
FUM - Chapman, Calif. (Team/Jensen)	3rd	TD
FUM - Chapman, Calif. (LaCasse/Nussmeier)	4th	TD
FUM - Wheaton, Ill. (Deters/Deters)	3rd	Punt
FUM - Wheaton, Ill. (Carriveau/C. Harris)	4th	TD
INT - UW-Whitewater (Harris)	2nd	Punt
INT - UW-Whitewater (Buckentine)	4th	TD

TOTAL: 28 takeaways for 97 points (14-for-28 scoring)

Turnovers (19)	Qtr.	Opp. Result
INT - UW-Stout (Schlegel)	1st	Downs
INT - UW-Stout (Schlegel)	4th	Downs
FUM - Gustavus (Rauen/Fest)	4th	Fumble
FUM - Bethel (Burgoon/Hockett)	1st	Missed FG
INT - St. Thomas (Fuller)	1st	TD
FUM - St. Olaf (Foster/Kurtz)	2nd	TD
INT - Concordia (Grefe)	1st	Punt
FUM - Concordia (Berning)	2nd	TD
INT - Concordia (Grefe)	2nd	Fumble
INT - Concordia (Michel)	3rd	Punt
INT - Concordia (Team/Berning)	4th	Punt
FUM - Hamline (Team/Lunceford)	1st	INT
FUM - Rose-Hulman, Ind. (Team/Team)	2nd	INT
FUM - Chapman, Calif. (Medeiros/Kjos)	1st	FG
INT - Chapman, Calif. (Parkin)	1st	Punt
FUM - Chapman, Calif. (Masterson/Masterson)	4th	TD
INT - Wheaton, Ill. (Kennedy)	3rd	TD
FUM - UW-Whitewater (Hansen/Anderson)	1st	FG
INT - UW-Whitewater (Anderson)	4th	End of Game

TOTAL: 19 turnovers for 41 points (7-for-19 scoring)

SJU: **+9** Turnovers (28/19), **+56** Points Off Turnovers (97/41)

*Denotes TD occurred on the same play

2019 - EXPLOSIVE PLAYS (20+ YARDS)

Player	No.	TD	R	P	KR	PR	IR	FR
Ravi Alston	25	5	--	25	--	--	--	--
T.J. Hodge	20	5	--	19	--	1	--	--
Henry Trost	17	3	2	8	7	--	--	--
Matt Mohr	12	2	--	9	3	--	--	--
Kai Barber	7	3	4	3	--	--	--	--
Blake Patrick	7	3	--	7	--	--	--	--
Jack Kemper	5	4	--	5	--	--	--	--
Andrew VanErp	5	2	--	5	--	--	--	--
Maguire Petersen	4	--	--	--	4	--	--	--
Dylan Cerney	3	1	2	--	1	--	--	--
Kenneth Udoibok	3	1	2	1	--	--	--	--
Chris Harris	2	1	--	--	--	--	2	--
Chris Backes	1	--	1	--	--	--	--	--
Tommy Deters	1	1	--	--	--	--	1	--
John Kohler	1	--	--	--	--	--	1	--
Ryan Koob	1	--	1	--	--	--	--	--
Ryan LaCasse	1	--	--	--	1	--	--	--
Nolan Prokott	1	1	1	--	--	--	--	--

TOTAL: 116 (32 TD)

Rushing: 13 (3 TD)

Passing: 82 (27 TD)

Kickoff Returns: 16 (0 TD)

Punt Returns: 1 (0 TD)

Interception Returns: 4 (2 TD)

Blocked Kick/Fumble Returns: 0 (0 TD)

2019 - LONGEST PLAYS OF THE YEAR

Rush: 57, Ryan Koob at St. Olaf (Oct. 26)/Dylan Cerney vs. Augsburg (Oct. 5)

Pass Reception: 92, Matt Mohr from Jackson Erdmann at St. Olaf (Oct. 26)

Kickoff Return: 42, Matt Mohr vs. Aurora, Ill. (Nov. 23); Maguire Petersen at Carleton (Sept. 28)

Punt Return: 28, T.J. Hodge vs. Bethel (Oct. 12)

Interception Return: 100, Chris Harris at Hamline (Nov. 9)

Blocked Kick/Fumble Return: N/A

Punt: 63, Cole Milz at Wheaton, Ill. (Dec. 7)

Field Goal: 28, Colin Kummer vs. Aurora, Ill. (Nov. 23)

