



SAINT JOHN'S FOOTBALL

OFFICIAL 2014 GAME INFORMATION

National Champions | 1963, 1965, 1976, 2003

MIAC Champions | 1932, 1935, 1936, 1938, 1953, 1962, 1963, 1965, 1971, 1974, 1975, 1976, 1977, 1979, 1982, 1985, 1989, 1991, 1993, 1994, 1995, 1996, 1998, 1999, 2001, 2002, 2003, 2005, 2006, 2008, 2009

No. 18 SAINT JOHN'S UNIVERSITY JOHNNIES (7-1, 5-1 MIAC) vs. No. 10/12 BETHEL UNIVERSITY ROYALS (7-1, 6-0 MIAC)

Saturday, November 8, 2014; 1 p.m. | Clemens Stadium (cap. 7,482); Collegeville, Minn.

Media Contacts: Athletic Media Relations Director, Saint John's - Ryan Klinkner (320-363-3127, rklinkner@csbsju.edu); Sports Information Director, Bethel - Jared Johnson (651-635-8537, jd-johnson@bethel.edu)

Tune In: The game can be heard live on WBHR-660 AM, across central Minnesota, WDGY-740 AM in the Twin Cities (*new in 2014*) and KOWZ-1170 AM in Waseca, which covers most of southern Minnesota and into western Wisconsin. Mark Lewandowski, Bryan Backes, Mike Carr and Charlie Carr will call all the action beginning with Johnnies Magazine at 11 a.m. and the pre-game show at 11:30 a.m. The game will also be broadcast on the SJU football website via Stretch Internet. This is the 18th season SJU football can be heard across the world on the Internet.

Football Weekly: Tune in to Football Weekly during the football season this fall, each Wednesday from 7-8 p.m. at Buffalo Wild Wings in St. Cloud. Guests include head coach Gary Fasching, an SJU assistant coach, an SJU football student-athlete and a local high school head coach each week. The radio show airs live on WBHR-660 AM and www.gojohnnies.com.

The Matchup: Saint John's enters Saturday's game with a 7-1 record (4-1 MIAC) following its 24-7 win at Augsburg last Saturday. The Johnnies rushed for 282 yards and out-scored the Auggies 17-0 in the second half. SJU ended the 2013 season with a 7-3 record (5-3 MIAC), good for fourth in the MIAC, under the direction of first-year head coach Gary Fasching. Bethel, meanwhile, is also 7-1 but leads the conference with a 6-0 record following its 30-23 win at Gustavus Adolphus last weekend. The Royals won their first MIAC title since 2007 with a perfect 8-0 record last fall (12-1 overall) and advanced to the NCAA quarterfinals.



SJU Head Coach Gary Fasching (Saint John's '81):

A 1981 SJU graduate, Fasching became the 16th head coach in the 102-year history of Saint John's University football following the 2012 season. He replaced John Gagliardi, who announced his retirement following 60 seasons at SJU, after serving 17 seasons as an assistant football coach and recruiting coordinator at SJU. SJU recorded a 5-3 MIAC record (7-3 overall) to finish fourth in the conference standings in 2013. The Johnnies posted a 164-39 record (120-22 MIAC) with 10 conference titles and 12 postseason appearances (22-11 playoff record), including the 2003 national championship, 2000 national runner-up performance and four national semifinal games during his tenure as an assistant coach. Seventy-two Minnesota High School All-Star game participants attended Saint John's during Fasching's tenure as the Johnnies' recruiting coordinator. Eleven SJU defensive linemen earned a total of 15 All-America honors during his 16 seasons as the program's defensive line coach before switching to linebacker duties in 2012. Prior to joining the Johnnies' coaching staff, Fasching served as the head football coach at St. Cloud Cathedral High School from 1986-95, where he led the Crusaders to the State Class B title in 1992 and 1993. He collected a 57-46 career record over the 10 seasons, the most wins and longest tenure in school history. The 1992 state championship team ended the regular season 4-4 only to win six consecutive games for the title. The momentum turned into a perfect 14-0 record en route to the 1993 state championship and an eventual 21-game win streak. A three-year starter for the Johnnies at linebacker (1977-78, 1980-81), Fasching graduated from SJU in 1981 with a degree in social science. He earned his master's degree in sports management from St. Cloud State University in 2000.

Series Stats

Series Notes

Series Record: SJU leads, 26-9 (Current Streak: BU, 4)
at Saint John's: SJU leads, 15-3 (Current Streak: BU, 2)
at Bethel: SJU leads, 10-6 (Current Streak: BU, 4)
Neutral: SJU leads, 1-0 (Current Streak: SJU, 1)
Last Saint John's Win: Oct. 3, 2009 (16-14)
Last Bethel Win: Nov. 16, 2013 (28-7)
Largest Margin of a Saint John's Victory: 65 (1993)
Largest Margin of a Bethel Victory: 21 (2011, 2013)

Series' Best Individual Performances (By Yardage)

Rushing: SJU, Matt Malmberg, 29-157-2 TD (Sept. 17, 1994)
BU, Mike Johnson, 33-190-0 TD (Oct. 27, 2001)
Passing: SJU, Willie Seiler, 19-23-337-5 TD (Oct. 16, 1993)
BU, Scott Kirchoff, 29-49-333-1 TD (Oct. 28, 2000)
Receiving: SJU, Blake Elliott, 15-163-2 TD (Nov. 8, 2003)
BU, Eric Carlson, 7-208-1 TD (Sept. 20, 1986)

2014 Statistical Comparisons

Bethel		Saint John's
34.3	Scoring Offense	31.2
17.1	Scoring Defense	13.6
203.0	Passing Offense	115.4
190.4	Passing Defense	202.5
193.4	Rushing Offense	248.5
107.6	Rushing Defense	138.8
396.4	Total Offense	363.9
298.0	Total Defense	341.2
155.7	Pass Efficiency	144.1
113.5	Pass-Efficiency Defense	107.3
29:32	Average Time of Possession	31:21
N/A	Kickoff Coverage (Net Avg.)	37.5
81.5% (22-27)	Red-Zone Offense	93.5% (29-31)
67.9% (19-28)	Red-Zone Defense	48.1% (13-27)
40.2% (37-92)	Third-Down Conversions	34.7% (34-98)
35.8% (44-123)	Opponent Third-Down Conversions	34.7% (41-118)

2014 Saint John's Schedule/Results

Date	Opponent	Time/Result
Sept. 6	WISCONSIN-RIVER FALLS	W, 27-8
Sept. 13	at Wisconsin-Eau Claire	W, 31-7
Sept. 20	CONCORDIA	L, 14-23
Sept. 27	at St. Thomas	W, 24-14
Oct. 4	HAMLIN (Homecoming)	W, 49-28
Oct. 18	at Gustavus Adolphus	W, 29-19
Oct. 25	CARLETON (Family Weekend)	W, 52-3
Nov. 1	at Augsburg	W, 24-7
Nov. 8	BETHEL	1 p.m.
Nov. 15	at St. Olaf	1 p.m.

All-Time Series Results

Year	Result	Date	Location
1978	SJU, 19-17	Sept. 30	Arden Hills
1979	SJU, 45-32	Sept. 29	Collegeville
1980	SJU, 42-10	Oct. 11	Collegeville
1981	SJU, 17-6	Oct. 17	Arden Hills
1982	SJU, 49-21	Nov. 13	Arden Hills
1983	SJU, 16-0	Nov. 12	Collegeville
1984	SJU, 42-0	Sept. 15	Arden Hills
1985	SJU, 20-13	Sept. 14	Collegeville
1986	SJU, 41-7	Oct. 4	Collegeville
1987	SJU, 62-9	Oct. 3	Arden Hills
1988	SJU, 42-7	Oct. 8	Collegeville
1989	SJU, 9-7	Oct. 7	Arden Hills
1990	SJU, 20-0	Nov. 3	Collegeville
1992	SJU, 34-12	Oct. 17	Collegeville
1993	SJU, 77-12	Oct. 16	Arden Hills
1994	SJU, 48-20	Sept. 17	Collegeville
1995	SJU, 49-14	Sept. 16	Arden Hills
1996	SJU, 52-8	Nov. 2	Collegeville
1997	SJU, 17-14	Nov. 1	Arden Hills
1998	SJU, 19-3	Oct. 10	Collegeville
1999	BU, 24-20	Oct. 9	Arden Hills
2000	BU, 43-36	Oct. 28	Arden Hills
2001	SJU, 34-0	Oct. 27	Collegeville
2002	SJU, 31-26	Nov. 8	Metrodome
2003	SJU, 29-26	Nov. 8	Collegeville
2004	SJU, 37-0	Oct. 9	Collegeville
2005	SJU, 30-9	Oct. 8	Arden Hills
2006	BU, 28-13	Nov. 11	Collegeville
2007	BU, 17-14	Nov. 10	Arden Hills
2008	BU, 14-9	Oct. 4	Arden Hills
2009	SJU, 16-14	Oct. 3	Collegeville
2010	BU, 17-14	Oct. 2	Arden Hills
2011	BU, 41-20	Oct. 8	Collegeville
2012	BU, 27-22	Nov. 10	Arden Hills
2013	BU, 28-7	Nov. 16	Collegeville

Assistant-Coach Success: In addition to Fasching, eight of the Johnnies' 10 assistant coaches played for legendary head coach John Gagliardi at Saint John's. Two of SJU's staff have won state titles in Minnesota when they were high school head coaches – Fasching at St. Cloud Cathedral and Jim Mader at Albany (1989 and 1997). Fasching is assisted by: Jerry Haugen '76 – Defensive Coordinator (39th season); Jim Gagliardi '89 – Offensive Coordinator (23rd season); Brandon Novak '01 – Co-Defensive Coordinator (15th season); Damien Dumonceaux '05 – Recruiting Coordinator and Defensive Line, and Assistant Track & Field Coach (Ninth season); Kole Heckendorf – Wide Receivers and Tight Ends (Second season); Jim Mader – Offensive Line (11th season); Charlie Welsh '08 – Video Coordinator and Wide Receivers (Sixth season); Michael Orts '09 – Scout Teams and Quarterbacks (Third season); John Gans '12 – Scout Teams and Linebackers (Second season); and Jake Essler '14 – Scout Teams and Running Backs (First season).

Series History: This Saturday's matchup is the 36th meeting between Saint John's and Bethel going back to 1978. The Johnnies are 26-9 all-time against the Royals, including a 15-3 record in Collegeville. The Royals, however, have won seven of the last eight meetings overall (*above*).

Familiar Foes: Following 17 years as an assistant to John Gagliardi, SJU head coach Gary Fasching is certainly familiar with Bethel head coach Steve Johnson, but the familiarity goes back even further. Fasching assisted Johnson while he was the head coach at St. Cloud Cathedral High School from 1982-85. Johnson taught physical education, while Fasching taught social studies. Fasching later replaced Johnson as head coach in 1986 after he left Cathedral to be a graduate assistant coach at the University of Minnesota. Johnson spent one year with the Gophers and two more at Montana State before taking over at Bethel in 1989. Fasching, meanwhile, led the Crusaders to the State Class B title in 1992 and 1993 and collected a 57-46 career record over 10 seasons from 1986-95, the most wins and longest tenure in school history.

Seven of Eight: Bethel comes to Collegeville with wins in seven of its last eight meetings against the Johnnies; a rare feat as only seven other series streaks of eight games or more, in which SJU has only one win, exists in 104 seasons of football. The most recent was a 1-10 record against Gustavus Adolphus from 1945-56.

Game Streaks in a Series With One SJU Win

Games	SJU Record	Opponent	Years
13	1-10-2	Hamline	1908-31
11	1-10-0	Gustavus	1945-56
	1-8-2	Concordia	1923-33
	1-9-1	Macalester	1921-31
10	1-9-0	St. Thomas	1937-50
9	1-8-0	Gustavus	1939-52
8	1-7-0	Bethel	2006-13
8	1-6-1	St. Cloud State	1908-31



A Running Tally: Junior running back **Sam Sura** (*left*, South St. Paul, Minn.) ran for 170 yards on 31 carries, his seventh 100-yard rushing performance and fifth of 150 yards or more this season, in the win at Augsburg last Saturday. He now has 1,350 rushing yards in eight games this season (168.8 avg.), 125 behind Tim Schmitz's single-season record of 1,475 set in 1976 (11 games). Schmitz also owns the SJU record for rushing yards per game in a season at 138.2 (1977). Last Saturday's performance enabled Sura to jump from 16th to 10th on SJU's all-time rushing list. He needs two yards to become the 10th Johnnie to reach the 2,000-yard plateau for a career. SJU advanced to the postseason four of the five seasons in which it had a 1,000-yard rusher (Jay Conzemius in 1990, 7-3 record).

SJU's 1,000-Yard Rushers, in a Season

Name	Yr.	Overall			Regular Season		
		Gms.	Yds.	TD	Gms.	Yds.	TD
Tim Schmitz	1976	11	1,475	15	8	1,011	11
Kent Crowley	2002	14	1,411	20	10	784	12
Sam Sura	2014	8	1,350	12	8	1,350	12
Matt Malmberg	1993	13	1,343	31	10	1,065	27
Matt Malmberg	1994	13	1,331	14	10	1,102	11
Tim Schmitz	1977	9	1,244	14	8	1,091	13
Jay Conzemius	1991	12	1,235	17	9	950	12
Chris Moore	2000	15	1,201	15	10	713	9
Chris Moore	1999	10	1,101	8	7	847	6
Jay Conzemius	1990	10	1,020	13	10	1,020	13

Climbing More Lists: Sura takes the field Saturday once again poised to refresh the SJU record book in a number of rushing categories.

Sura needs:


- 94 yards to pass Brad Eustice (1972-76) for ninth on SJU's all-time rushing list (Sura currently has 1,998 career rushing yards).
- 62 yards to pass Kent Crowley (2002) for second in single-season rushing yardage (*see above*). A 126-yard day would move him past Tim Schmitz (1976) for the school record.
- 2 rushing touchdowns to reach 14 for the year and join four others in a tie for eighth-most in a season: Matt Malmberg (1994), Rick Bell (1982), Tim Schmitz (1977) and Jeff Norman (1976).
- 3 total rushing touchdowns to tie Marty Cella (1972-74) for 10th in school history with 20 for a career.
- 23 carries to move from ninth all the way to third on SJU's list for most rushing attempts in a season.

Near the Top: Sura currently leads all of NCAA Division III in total rushing yards (1,350), is second in rushing yards per game (168.8), eighth in all-purpose yardage per game (178.9) and 17th in scoring (9.8 ppg.).

Who to Watch for This Saturday



#1 Josh Bungum - Junior wide receiver Josh Bungum (*left*, Paynesville, Minn.) is leading the Johnnies in receptions (19) and receiving yards (212) this season and has 17 receptions for 172 yards in two career games against Bethel, including 10 catches for 88 yards in last year's loss. Last week, Bungum carried the ball 16 times for 101 yards and two touchdowns, and now has 263 career rushing yards on 48 attempts to go along with his 145 catches for 1,577 yards.



#3 Carter Hanson - Sophomore linebacker Carter Hanson (*left*, Blue Earth, Minn./Blue Earth Area) recorded seven tackles (two solo) last weekend against Augsburg and now has seven or more tackles in six of his last seven games. He currently leads the team in all three tackle categories: solo (37), assisted (27) and total (64). Hanson has 106 tackles (64 solo) in his last 13 games going back to last season.

Long-Distance Runner: Sura has 45 runs of 10 yards or more in eight games this season, accounting for 843 of his 1,350 yards. Of the 45 carries, 14 were of 20 yards or more, including six over 30. Three of Sura's seven receptions on the season also went for 10 yards or more (10 vs. UW-River Falls, 23 and 26 vs. Hamline).

- vs. UW-River Falls: 10, 39 (TD), 10, 17, 10 (86 yards of 168 total)
- at UW-Eau Claire: 14, 42, 30, 25 (TD), 47, 15, 16, 10 (199 yards of 281 total)
- vs. Concordia: 38, 15, 11 (64 yards of 93 total)
- at St. Thomas: 44 (TD), 29, 11, 28, 17, 12 (141 yards of 210 total)
- vs. Hamline: 14, 12, 24, 11, 10 (71 yards of 123 total)
- at Gustavus: 11, 13, 16, 18, 15, 15, 22, 24 (134 yards of 205 total)
- vs. Carleton: 21, 14, 13, 11 (59 yards of 100 total)
- at Augsburg: 15, 10, 25, 13, 15, 11 (89 yards of 170 total)

Another 100-Yard Rushing Game: Last weekend's 100-yard rushing game tied Sura with Marty Cella (seven out of nine games in 1972) for the school record in a regular season. Tim Schmitz (1974-77) holds the SJU record for the most 100-yard rushing games in a season (9) and a career (18).

<i>SJU's 100-Yard Rushing Games, in a Season (Overall)</i>			
Name	Year	Games (Overall)	Games (Regular Season)
Tim Schmitz	1976	9	6
Kent Crowley	2002	8	4
Sam Sura	2014	7	7
Chris Moore	2000	7	4
Tim Schmitz	1977	7	6
Marty Cella	1972	7	7

A Ranked Bethel in Collegeville: Bethel comes to Collegeville ranked as high as 10th nationally by D3football.com. The Royals are 3-4 against the Johnnies in Collegeville as a ranked/received votes team.

Bethel vs. Saint John's Series Since 2000, Ranked/Received Votes in AFCA Poll

Date	SJU	BU	Location	Result
Oct. 28, 2000	5	18	Arden Hills	BU, 43-36
Oct. 27, 2001	rv	5	Collegeville	SJU, 34-0
Nov. 8, 2002	6	---	Metrodome	SJU, 31-26
Nov. 8, 2003	2	10	Collegeville	SJU, 29-26
Oct. 9, 2004	10	rv	Collegeville	SJU, 37-0
Oct. 8, 2005	5	---	Arden Hills	SJU, 30-9
Nov. 11, 2006	3	rv	Collegeville	BU, 28-13
Nov. 10, 2007	2	16	Arden Hills	BU, 17-14
Oct. 4, 2008	16	rv	Arden Hills	BU, 14-9
Oct. 3, 2009	6	rv	Collegeville	SJU, 16-14
Oct. 9, 2010	25	rv	Arden Hills	BU, 17-14
Oct. 8, 2011	---	17	Collegeville	BU, 41-20
Nov. 10, 2012	---	25	Arden Hills	BU, 27-22
Nov. 16, 2013	---	6	Collegeville	BU, 28-7

Punting Leader: All-MIAC honorable mention as a freshman last fall, sophomore **Griffin Toomey** (Anchorage, Alaska/South) currently leads the MIAC in punting (37.4 avg.), punts inside the opponents' 20-yard line (15) and fair catches (9).

D3football.com Poll (Nov. 2)

No.	School (1st-Place Votes)	Record	Votes	Prev.	Others Receiving Votes:
1.	UW-Whitewater (22)	8-0	622	1	Concordia-Moorhead 30, Thomas More 24, Guilford 16, Franklin 16, Texas Lutheran 13, UW-Stevens Point 10, Heidelberg 9, Muhlenberg 8, Hampden-Sydney 8, Chicago 5, Amherst 3, MIT 2, St. Lawrence 2, Hardin-Simmons 2, Ithaca 2, UW-Oshkosh 1.
2.	Mary Hardin-Baylor, Texas (1)	8-0	587	2	
3.	Mount Union, Ohio (2)	8-0	586	3	
4.	Wesley, Del.	9-0	550	4	
5.	Wartburg, Iowa	8-0	510	6	
6.	John Carroll, Ohio	8-0	506	7	
7.	Hobart, N.Y.	8-0	443	8	
8.	Johns Hopkins, Md.	8-0	439	9	
9.	Wabash, Ind.	8-0	428	10	
10.	Bethel	7-1	395	11	
11.	Linfield, Ore.	6-1	349	5	
12.	Wheaton, Ill.	8-0	342	13	
13.	Widener, Pa.	8-0	309	12	
14.	Wittenberg, Ohio	7-1	288	14	
15.	St. John Fisher, N.Y.	7-1	273	15	
16.	Washington & Jefferson, Pa.	8-0	246	17	
17.	UW-Platteville	6-2	238	16	
18.	Saint John's	7-1	197	19	
19.	Delaware Valley, Pa.	8-0	186	21	
20.	North Central, Ill.	6-2	137	23	
21.	Chapman, Calif.	6-1	132	24	
22.	Centre, Ky.	8-0	93	25	
23.	Montclair State, N.J.	7-1	54	--	
24.	St. Thomas	6-2	33	--	
25.	Willamette, Ore.	5-2	31	--	

AFCA Poll (Nov. 3)

No.	School (1st-Place Votes)	Record	Votes	Prev.	Others Receiving Votes:
1.	UW-Whitewater (36)	8-0	1044	1	Concordia-Moorhead 48, MIT 46, Guilford 38, UW-Stevens Point 36, Carroll (Wis.) 24, Hampden-Sydney 21, Framingham State 19, Thomas More 13, Montclair State 10, Willamette 9, Pacific Lutheran 8, Heidelberg 7, Central 5, Amherst 4, UW-Oshkosh 4, Pacific 3, Franklin 1, Ithaca 1, St. Scholastica 1.
2.	Mary Hardin-Baylor, Texas (2)	8-0	994	2	
3.	Mount Union, Ohio (4)	8-0	984	3	
4.	Wesley, Del.	9-0	922	4	
5.	Wartburg, Iowa	8-0	864	6	
6.	John Carroll, Ohio	8-0	835	7	
7.	Hobart, N.Y.	8-0	756	8	
8.	Johns Hopkins, Md.	8-0	736	9	
9.	Wabash, Ind.	8-0	719	10	
10.	Wheaton, Ill.	8-0	670	11	
11.	Widener, Pa.	8-0	587	12	
12.	Bethel	7-1	555	13	
13.	Washington & Jefferson, Pa.	8-0	501	15	
14.	Linfield, Ore.	6-1	459	5	
15.	St. John Fisher, N.Y.	7-1	429	16	
16.	Wittenberg, Ohio	7-1	405	17	
17.	Delaware Valley, Pa.	8-0	394	18	
18.	Saint John's	7-1	347	21	
19.	UW-Platteville	6-2	280	14	
20.	North Central, Ill.	6-2	239	23	
21.	Centre, Ky.	8-0	221	25	
22.	Texas Lutheran	7-1	138	--	
23.	St. Thomas	6-2	119	--	
24.	Chapman, Calif.	6-1	98	--	
25.	Muhlenberg, Pa.	7-1	56	--	

MIAC Schedule/Results

Nov. 1 (Last Saturday)
 Bethel 30 @ Gustavus 23
Saint John's 24 @ Augsburg 7
 St. Olaf 17 @ Hamline 23
 Concordia 32 @ St. Thomas 35
 Idle - Carleton

Nov. 8 (Today)
 Bethel @ Saint John's, 1 p.m.
 Gustavus @ Concordia, 1 p.m.
 Hamline @ Augsburg, 1 p.m.
 St. Thomas @ Carleton, 1:10 p.m.
 Idle - St. Olaf

Nov. 15 (Next Week)
 Augsburg @ Bethel, 1 p.m.
 Carleton @ Hamline, 1 p.m.
Saint John's @ St. Olaf, 1 p.m.
 Gustavus @ St. Thomas, 1:10 p.m.
 Idle - Concordia

On This Date in Johnnie Football History...

The Johnnies are 7-5 all-time on November 8: 1902 vs. St. Cloud State (L, 0-17); 1924 at Gustavus Adolphus (L, 0-33); 1930 at Macalester (L, 6-33); 1940 at Augsburg (W, 7-0); 1941 at Wisconsin-River Falls (W, 23-7); 1952 at Gustavus Adolphus (L, 0-19); 1975 at Augsburg (W, 35-3); 1980 vs. St. Thomas (W, 56-21); 1986 vs. St. Olaf (L, 14-16); 2002 vs. Bethel @ Dome (W, 31-26); 2003 vs. Bethel (W, 29-26); and 2008 vs. Augsburg (W, 28-21).

1975 at Augsburg (W, 35-3): SJU ran for 381 yards on 72 carries to post a 35-3 win at Augsburg and clinch the MIAC title. Halfback Jim Roeder led the rushing attack with 222 yards and three touchdowns on 32 carries. The Johnnie defense was stout, holding Augsburg to a 2.1 average per carry on the ground and seven completions on 31 attempts through the air. Defensive back Hank Foehrenbacher intercepted two passes.

2002 vs. Bethel @ Metrodome (W, 31-26): The Johnnies clinched the MIAC title with a 31-26 win over Bethel on a Friday evening at the Metrodome. SJU was held to 44 yards on 32 rushing attempts, but junior wide receiver Blake Elliott scored all four touchdowns, three receiving and a 78-yard punt return to put the Johnnies ahead 31-20 in the fourth quarter. SJU's third-string quarterback, R.J. Welsh, completed 18 of 29 passes for 242 yards and three touchdowns in his first collegiate start.

2003 vs. Bethel (W, 29-26): SJU came out on top in a game in which the lead changed four times during the second half, giving head coach John Gagliardi his record 409th win. Bethel dominated in time of possession (36:37), rushing the ball 61 times for 191 yards, but SJU outgained the Royals 431-350. Ryan Keating completed 32 of 45 passes for 315 yards and four touchdowns, while Blake Elliott reeled in 15 passes for 163 yards and two touchdowns. A five-yard pass from Keating to Josh Nelson put the Johnnies ahead with 2:03 to play in front of a then-record crowd of 13,107.

Bungum in the Backfield: Junior wide receiver **Josh Bungum** (Paynesville, Minn.) complemented Sura with 101 yards and two touchdowns on 16 carries in the win at Augsburg. His performance was SJU's first 100-yard rushing game by a "non-running back" since Blake Elliott's memorable 110 yards and a touchdown on 11 carries in the 24-6 win over Mount Union (Ohio) in the 2003 title game. Bungum's 263 career rushing yards are good for second, behind Elliott's 744, in SJU history among wide receivers.

100-Yard Rushing Duo: The pair of 100-yard rushing performances were the first in the same game since James Lehner (10-109-1TD) and Mike Lofboom (26-111-2TD) led SJU to a 38-13 win on Oct. 23, 2004, at Augsburg.

Defense Slows Augsburg: Augsburg entered last Saturday's game averaging 429.6 yards of offense and 31 points per game, but SJU held the Auggies to seven points and 258 yards. Quarterback Ayrton Scott averaged 261 passing yards per game but finished the day 13 of 33 passing for 131 yards. Running back Jerise Washington, a thorn in the Johnnies' side the past two seasons, ran for 24 yards on eight carries (and caught four passes for 28 yards). He entered the contest with 270 rushing yards and two touchdowns on 43 carries (6.3 avg.), and an average of 180.5 yards from scrimmage in two career games against SJU. Wide receiver Joey Sonnenfeld averaged just under 6.5 catches, 101.4 yards and a touchdown per game but was held to two receptions for 22 yards.



Another Momentum-Shifting Play in the Fourth: SJU recorded another road win, thanks to another momentum-shifting play in the fourth quarter. Two weeks after turning a tied game into a two-point lead, thanks to a blocked PAT and return for two points in the 29-19 win at Gustavus Adolphus, SJU turned to its defense for the game-changer and sophomore safety **Lucas Glomb** (left, Woodbury, Minn./Hill-Murray) delivered. Glomb finished second on the team with six tackles (two solo) and came up with an interception and huge return in the Johnnies' 24-7 win at Augsburg. Ahead 10-7 early in the fourth quarter, Glomb intercepted Ayrton Scott and returned it 59 yards down to the Auggies' 17. SJU scored a touchdown three plays later to go ahead 17-7.

Converting Turnovers to Points: Ten of SJU's 24 points last weekend were scored on offensive possessions following Augsburg turnovers. The Johnnies have now out-scored the opposition 51-0 off turnovers this fall.

Banner Year on the Ground: As evidenced by the success of **Sam Sura**, SJU is having a successful year running the football. The Johnnies are averaging 248.5 rushing yards per game, which is good for 20th in NCAA Division III and is 0.4 of a yard behind MIAC-leading Concordia-Moorhead. Although the season is not complete, that per-game average would be the most for SJU since 1980 (248.3 avg.). The last time SJU averaged over 200 yards rushing per game in a season was 1991 (201.5); SJU averaged 218.9 yards rushing during the 1993 regular season but ended the year at 186.4 following three NCAA playoff games. The Johnnies, however, are well off the school record of 361.2 rushing yards per game set in the 1976 national-championship season (11 games).

Before and After Halftime: Bethel has out-scored its opponents 98-26 in the second quarter but just 113-98 in the second half, including a 43-45 deficit in the third quarter, this season. The Royals have allowed only one touchdown in the first quarter this season, accumulating a 63-13 scoring advantage (Hamline in the 38-14 win for BU on Oct. 11 in St. Paul). SJU, meanwhile, has out-scored its opponents by a combined 141-54 margin in the second (80-33) and third (61-21) quarters.

In the Red Zone: SJU is currently sixth out of 242 NCAA Division III schools in red-zone offense, scoring points on 93.5 percent (29-for-31) of its trips inside the opponents' 20-yard line, and is second in red-zone defense at 48.1 percent (13-for-27). The Johnnies' two trips inside the red zone that failed to yield points occurred once in the season opener against Wisconsin-River Falls (missed 41-yard field goal) and the other last week against Augsburg (fumble).

Kicking Up the Charts: Sophomore kicker **Alexi Johnson** (Shakopee, Minn.) booted the 19th field goal of his career, from 28 yards out, in the win over Augsburg last Saturday and is now one behind Mike Schmidt (1980-82) for fourth in school history. He also made all three extra-point attempts and placed a kickoff perfectly down the sideline, where it was recovered by sophomore cornerback **Jeremy Piper** (La Place, La./East St. John). Johnson is the only MIAC kicker at 100 percent on PAT's with more than 10 attempts this fall, and has the best field-goal percentage (.889) of any kicker with more than four attempts. His 56 points lead all MIAC kickers and he has made 37 consecutive PAT's going back to last season (is 32-for-32 this fall).

Running Game vs. Bethel: The Johnnies' running attack has been very inconsistent against Bethel since the turn of the century, producing 150 rushing yards or more only three times in the last 15 meetings. SJU has rushed for 150 yards or more in seven of the eight games this season. The anomaly was the 95-yard performance on 23 carries in the 24-14 loss to Concordia on Sept. 20. SJU averaged 270.4 yards in the other seven games this fall.

SJU's Rushing and Total Offense Totals vs. Bethel, Since 2000

Date	Rushing (Avg.)	Total Offense (Avg.)	Location	Result
Oct. 28, 2000	31-111 (3.6)	77-441 (5.7)	Arden Hills	L, 36-43
Oct. 27, 2001	27-43 (1.6)	71-270 (3.8)	Collegeville	W, 34-0
Nov. 8, 2002	32-44 (1.4)	61-286 (4.7)	Metrodome	W, 31-26
Nov. 8, 2003	26-116 (4.5)	72-431 (6.0)	Collegeville	W, 29-26
Oct. 9, 2004	47-203 (4.3)	67-374 (5.6)	Collegeville	W, 37-0
Oct. 8, 2005	43-118 (2.7)	76-385 (5.1)	Arden Hills	W, 30-9
Nov. 11, 2006	15-44 (2.9)	44-309 (7.0)	Collegeville	L, 13-28
Nov. 10, 2007	27-85 (3.1)	54-241 (4.5)	Arden Hills	L, 14-17
Oct. 4, 2008	32-103 (3.2)	85-359 (4.2)	Arden Hills	L, 9-14
Oct. 3, 2009	51-178 (3.5)	83-354 (4.3)	Collegeville	W, 16-14
Oct. 9, 2010	22-60 (2.7)	57-348 (6.1)	Arden Hills	L, 14-17
Oct. 8, 2011	42-185 (4.4)	60-284 (4.7)	Collegeville	L, 20-41
Nov. 10, 2012	21-52 (2.5)	70-310 (4.4)	Arden Hills	L, 22-27
Nov. 16, 2013	38-117 (3.1)	72-260 (3.6)	Collegeville	L, 7-28



Capital One Academic All-District: Senior tight end **J.T. Ford** (left, Stevens Point, Wis./Stevens Point Area), sophomore linebacker **Carter Hanson** (Blue Earth, Minn./Blue Earth Area) and senior defensive lineman **Ryan Michaelis** (Monticello, Minn.) were named to the Capital One Academic All-District VI football team on Thursday, Nov. 6. Nominees must be of a sophomore academic standing or better, with a 3.30 GPA or higher. The Capital One All-District teams are voted upon and selected by registered members of the College Sports Information Directors of America (CoSIDA). The Johnnies have now had 27 Academic All-District selections in the past 10 seasons. The Capital One Academic All-America team is scheduled to be announced Tuesday, Dec. 2.



The academic honor is the second consecutive for Michaelis (left), who has appeared in all eight games for SJU this fall. He has 16 tackles (eight solo), including 2.5 for a loss, and is second on the team with 2.5 sacks. His three fumble recoveries tie him for sixth in NCAA Division III. A two-sport student-athlete and an accounting major with a 3.60 GPA, Michaelis is a two-time national-tournament participant in wrestling (197 pounds) and a two-time National Wrestling Coaches' Association All-America Scholar.

Ford was SJU's nominee for the William V. Campbell Trophy (formerly known as the Draddy Trophy), a scholar-athlete award sponsored by the National Football Foundation & College Hall of Fame, and has started all eight games in 2014. He is second on the team in both receptions (17 for 149 yards) and receiving touchdowns (2). A two-time Academic All-MIAC honoree, Ford is an integrative health science major (pre-medicine emphasis) with a 3.77 GPA.

A global business leadership major with a 4.0 GPA, Hanson has seven or more tackles in six of his last seven games and leads the team in all three tackle categories: solo (37), assisted (27) and total (64). He has 106 tackles (64 solo) in his last 13 games going back to last season.



Martin in a Select Group: Junior quarterback **Nick Martin** (left, Plymouth, Minn./Wayzata) joined an exclusive group of Johnnie quarterbacks by eclipsing the 2,000-yard passing mark in the 52-3 win over Carleton Oct. 25. Only three other SJU quarterbacks have passed for 2,000 yards and rushed for 400 in a career (see below). Martin is currently 374 rushing yards behind the school's record holder, Jeff Norman (1974-77).

SJU's Quarterbacks with 2,000+ Passing Yards and 400+ Rushing Yards

Name	Years	Gms.	Rushing	TD	Passing	TD	Record
Jeff Norman	1974-77	38	876	31	2,082	23	25-3-2
Pat Mayew	1988-91	30	431	10	4,441	52	16-3
Joe Boyle	2007-10	32	447	17	4,837	41	19-5
Nick Martin	2012-	20	502	14	2,021	17	12-3



Clark Can Return: The Johnnies are currently fifth in NCAA Division III with an average kick return of 27.1 yards. Most of that total (14 of the 21 returns) can be attributed to sophomore wide receiver **Evan Clark** (left, Phoenix, Ariz./Apollo), who is seventh nationally at 32 yards per kick return (14 for 448). The 448 kick-return yards is the seventh-most in SJU single-season history. The Johnnies' prowess on kick returns has accrued a 26-yard net average for the opposition, while SJU averages a net of 37.5 yards on its kickoffs.

Number Changes: To avoid the illegal instance of having double numbers on the field at the same time, on special teams, SJU has made a pair of number switches:

-Sophomore cornerback **Jeremy Piper** (La Place, La./East St. John) is now **#6** (not #1)
 -Freshman linebacker **Troy Kray** (Maple Grove, Minn./Osseo) is now **#1** (not #6)

-Sophomore running back **Antoine Taylor** (Sherman Oaks, Calif./North Hollywood) is now **#20** (not #21)
 -Freshman running back **Mitch Lange** (Upsala, Minn./Upsala-Swanville Area) is now **#21** (not #20)

One Streak Snapped, More to Follow?: The Johnnies began the 2014 season looking to end a trio of negative, current streaks and crossed one off the list Oct. 4:

-four seasons without an outright or shared conference title (1966-70)
 -four seasons without a playoff appearance (1978-81)
 -four straight Homecoming losses (1953-56)

NCAA Regional Rankings: SJU was ranked in a tie for fifth with Chapman (Calif.) in the first NCAA West Region rankings released Nov. 5.

NCAA West Region Rankings (Nov. 5)			
Rk.	School	vs. Division III	Overall
1.	UW-Whitewater	7-0	8-0
2.	Wartburg, Iowa	8-0	8-0
3.	Bethel	7-1	7-1
4.	Linfield, Ore.	6-1	6-1
5.	Saint John's	7-1	7-1
	Chapman, Calif.	6-1	6-1
7.	UW-Platteville	6-2	6-2
8.	UW-Oshkosh	4-1	4-4
9.	St. Thomas	6-2	6-2
10.	Pacific, Ore.	5-1	5-2

Record Book Update: A number of Johnnies enter Saturday's game either climbing or approaching SJU top-10 lists.

-**Nick Martin** is 374 rushing yards behind Jeff Norman (1974-77) for the school record among quarterbacks, and is three rushing touchdowns away from Joe Boyle (17; 2007-10) in second.

-Junior wide receiver **Josh Bungum** (Paynesville, Minn.) needs 12 receptions to tie Todd Fultz (1988-90) for fourth on the school's all-time list. He also needs 173 receiving yards to pass Nate Kirschner (1997-00) and crack the top 10 in that category.

-Senior linebacker **Andrew Rose** (Stillwater, Minn.) needs eight solo tackles to move into the top 10 and pass current assistant coach and recruiting coordinator, Damien Dumonceaux (2002-05).

-With his field goal against Augsburg, sophomore kicker **Alexi Johnson** (Shakopee, Minn.) now has 19 for his career and is one behind Mike Schmidt (1980-82) for fourth all-time.

Where Are They Now? (presented by House of Pizza)



Jason Good '06 transferred to SJU as a fullback from North Dakota State in 2003, just in time for the program's fourth national championship. He converted to defensive end and posted 12.5 sacks to earn All-America honors in 2004. He was named a first-team Academic All-American in 2005 and is currently the president of Intelligent Financial Strategies in Minnetonka.



When Was the Last Time...

- **A quarterback threw for 350 yards or more in a game:** 375 on October 29, 2005: Alex Kofoed vs. St. Olaf.
- **A quarterback threw five touchdown passes in a game:** October 13, 2007: Alex Kofoed at Gustavus Adolphus.
- **Two players rushed for over 100 yards in the same game:** November 1, 2014. Sam Sura (31 carries for 170 yards) and Josh Bungum (16 carries for 101 yards) at Augsburg.
- **Two players recorded over 100 yards receiving in the same game:** September 18, 2010: Brent Graboski (116 on three receptions) and Sam Pederson (101 on four receptions) vs. Concordia.
- **A non-quarterback threw a touchdown pass:** October 29, 2011. Wade Powers to Brent Graboski (70-yard reception) vs. Carleton.
- **A player recorded three or more rushing touchdowns in a game:** 3 on October 25, 2014. Nick Martin (11, 4, 10) vs. Wisconsin-River Falls.
- **A player recorded three or more receiving touchdowns in a game:** 3 on October 11, 2008. Ben Vanderheyden from Jordan Hansel (67, 35) and Joe Boyle (31) vs. Hamline.
- **A player recorded two or more interceptions in a game:** October 18, 2014. Andrew Norri (2) at Gustavus Adolphus.
- **A player recorded two field goals in one game:** October 18, 2014. Alexi Johnson (37- and 29-yard field goals) at Gustavus Adolphus.
- **A player recorded a field goal of 35 yards or more:** October 18, 2014. Alexi Johnson (37-yard field goal) at Gustavus Adolphus.
- **Interception return for a touchdown:** November 3, 2012: Andrew Rose (35-yard return) at Hamline.
- **An opponent returned an interception for a touchdown:** October 8, 2011. Bethel's David Vavra (35-yard return).
- **Two interception returns for a touchdown by two different players:** November 14, 2009. Nate Anderson (36-yard return; Billy Lawrence intercepted and returned it 14 yards before he lateraled to Anderson) and Ethan Eid (59-yard return) vs. Carleton.
- **A player recorded two interception returns for a touchdown in a game:** November 20, 1999. Beau LaBore vs. Wis.-Stevens Point (66-yard and 92 yard returns, respectively).
- **A player recorded a punt return for a touchdown and a fumble return for a touchdown in the same game:** October 17, 1992. John Beutz (31-yard fumble return, 72-yard punt return) vs. Bethel.
- **Fumble return for a touchdown:** November 7, 2009: Kevin Wenner (16-yard return) vs. Augsburg.
- **Two fumble returns for a touchdown by the same player:** September 24, 1994. Brian Kohorst vs. Augsburg (10-yard and 24-yard returns, respectively).
- **Punt return for a touchdown:** September 29, 2012. Jake Essler (85-yard return) vs. St. Olaf.
- **Two punt returns for a touchdown by the same player:** October 13, 2001. Blake Elliott vs. Gustavus Adolphus (66-yard and 46-yard returns, respectively).
- **Two punt returns for a touchdown by two different players:** September 25, 1993. Tony Lesch (77-yard return) and Mark Smith (79-yard return) vs. St. Olaf.
- **Kickoff return for a touchdown:** October 4, 2014. Evan Clark (87-yard return) vs. Hamline.
- **Saint John's recorded a punt return for a touchdown and an interception return for a touchdown in the same game:** December 14, 1963. Bob Spinner (41-yard punt return) and John McCormick (44-yard interception return) vs. Prairie View A&M, Texas.
- **Saint John's blocked an opponent punt:** October 25, 2014. Daerek Wilson vs. Carleton.
- **Saint John's blocked an opponent field goal:** October 27, 2012. Maze Thompson blocked a 30-yard attempt by Gustavus Adolphus' Tom Huepenbecker.
- **Saint John's blocked an opponent PAT:** October 18, 2014. Sam Brynstad at Gustavus Adolphus (Trevor Warner 98-yard return for two-point conversion).
- **Saint John's recorded a safety:** October 13, 2012 vs. Carleton.

Winning Tradition Continues: SJU entered the 2014 season with NCAA Division III's best all-time winning percentage (.705, 590-240-24 all-time record), and seventh behind Notre Dame, Michigan, Oklahoma, Ohio State, Texas and Alabama for the best winning percentage in all of college football. Last year's 7-3 overall record marked SJU's 46th consecutive season without a losing record. The last time SJU finished with a losing record (3-5 overall) was 1967 (see list below).

MIAC Team	Consecutive Seasons Without a Losing Record
1. Saint John's	46
2. Bethel	20
3. Concordia	7
4. St. Thomas	6
5. Augsburg	3
6. Carleton	1
Gustavus	1
8. Hamline	0
St. Olaf	0

The Last Meeting (BU 28, at SJU 7): Saint John's ended the 2013 season with a 28-7 loss to then-No. 6 Bethel last Nov. 16 (2013) in Collegeville.

The Royals jumped out to a 14-0 lead with a pair of touchdown passes from quarterback Erik Peterson in the first quarter. Peterson connected with Mitch Hallstrom for a 63-yard score on third-and-nine and then, following an SJU interception, hit Jared Schultz for a 28-yard strike. Hallstrom finished the game with 126 yards on seven receptions.

SJU responded with a 14-play, 69-yard scoring drive that ended on a 17-yard touchdown pass from Connor Bruns '14 to senior **Rob Voshell** (Sartell, Minn./Sartell-St. Stephen).

The turning point of the game occurred with five minutes left in the first half when Bethel blocked a 25-yard field-goal attempt by **Alexi Johnson**, which would have cut the Royals' lead to 14-10, and returned it 50 yards to the SJU 37-yard line. Peterson took it over from six yards out eight plays later to make it 21-7. The Johnnies entered halftime down by 14 points despite holding statistical advantages in first downs (9-5), total offense (171-162) and time of possession (20:35-9:25).

BU ended the scoring, following another SJU interception, with an 11-yard touchdown run from Peterson, who ended the day 12 of 22 passing for 188 yards and two touchdowns, as well as 55 yards and two more scores on the ground. Linebacker Landon Mathis totaled 17 tackles, a sack and a forced fumble for Bethel.

Sam Sura led all rushers with 87 yards on 23 carries and **Josh Bungum** caught 10 passes for 88 yards. Bungum ended the season with 84 receptions for 790 yards and three touchdowns. The 84 catches broke SJU's school record for a sophomore (72 for Blake Elliott in 2001) and was good for third all-time in a single season.

The Royals out-gained SJU 200-89 in the second half and the Johnnies converted only seven of their 20 third-down opportunities in the game.

The Johnnies' Statistical Leaders:

Rushing	Gms.	Att.	Yds.	Avg.	TD	Long
Sam Sura	8	205	1,350	6.6	12	47
Antoine Taylor	8	51	246	4.8	1	42
Josh Bungum	8	30	175	5.8	2	19

Passing	Gms.	Att.	Comp.	Int.	TD	Yards
Nick Martin	7	72	42	1	7	548
Johnny Benson	8	46	29	1	4	339
Gunnar Anderson	1	10	5	0	0	36

Receiving	Gms.	Rec.	Yds.	Avg.	TD	Long
Josh Bungum	8	19	212	11.2	1	23
J.T. Ford	8	17	149	8.8	2	29
Zack Sundly	8	14	166	11.9	3	30
Dan Harrington	8	7	148	21.1	2	49

Defense	Solo	Asst.	Total	TFL	Sack	Int.
Carter Hanson	37	27	64	2.5-4	1.0-1	---
Reid Bjorklund	23	25	48	4.0-20	2.0-11	---
Lucas Glomb	19	18	37	1.5-3	---	3-60
Garrett Ackerman	19	17	36	---	---	2-18

A Look at Bethel



Bethel Head Coach Steve Johnson: Johnson currently boasts a 192-80-1 career record in his 26th season as head coach at Bethel. Under Johnson's leadership, the Royals have had a winning record in 22 consecutive seasons and have made eight postseason appearances with two trips to the NCAA Division III semifinals (2007 and 2010). Johnson is a six-time MIAC Coach of the Year and a three-time West Region Coach of the Year. He was selected

as the 2011 Man of the Year, in recognition of his passion and ability to lead and mentor student-athletes, by the Minnesota Football Coaches Association.

2013 Results:

Date	Opponent	Result
Sept. 14	Wartburg, Iowa	W, 30-17
Sept. 21	at Buena Vista, Iowa	W, 41-14
Sept. 28	at Carleton	W, 58-14
Oct. 5	Augsburg	W, 31-28
Oct. 12	at Concordia	W, 45-22
Oct. 19	St. Thomas	W, 28-21
Oct. 26	Gustavus Adolphus	W, 41-17
Nov. 2	at Hamline	W, 55-6
Nov. 9	St. Olaf	W, 47-0
Nov. 16	at Saint John's	W, 28-7
Nov. 23	St. Scholastica @ Dome	W, 70-13
Nov. 30	Wartburg, Iowa	W, 34-27
Dec. 7	North Central, Ill.	L, 17-41

Quick Facts:

Location: Arden Hills, Minn.
 Founded: 1947
 Enrollment: 6,000
 Nickname: Royals
 School Colors: Blue and Gold
 Stadium: Royal Stadium
 President: James H. Barnes III
 Athletic Director: Bob Bjorklund
 Website: www.bethel.edu
 2013 Overall Record: 12-1
 2013 MIAC Record: 8-0
 2013 MIAC Finish: First

2014 Schedule/Results:

Date	Opponent	Result/Time
Sept. 13	at Wartburg, Iowa	L, 14-31
Sept. 20	St. Olaf	W, 40-0
Sept. 27	at Carleton	W, 38-7
Oct. 4	Concordia	W, 27-17
Oct. 11	at Hamline	W, 38-14
Oct. 18	Chicago, Ill.	W, 52-21
Oct. 25	St. Thomas	W, 35-24
Nov. 1	at Gustavus Adolphus	W, 30-23
Nov. 8	at Saint John's	1 p.m.
Nov. 15	Augsburg	1 p.m.

The Royals' Statistical Leaders:

Rushing	Gms.	Att.	Yds.	Avg.	TD	Long
Marshall Klitzke	8	102	584	5.7	7	38
Brandon Marquardt	8	90	521	5.8	3	36
Bridgeport Tusler	8	59	358	5.9	8	66

Passing	Gms.	Att.	Comp.	Int.	TD	Yards
Erik Peterson	8	188	119	7	17	1589
Andrew Dzurik	2	4	3	0	0	35


Receiving	Gms.	Rec.	Yds.	Avg.	TD	Long
Bryce Marquardt	8	37	579	15.7	8	77
Bridgeport Tusler	8	31	359	11.6	3	40
Drew Neuville	8	15	214	14.3	2	32
Charles Johnson	8	9	182	20.2	2	58

Defense	Solo	Asst.	Total	TFL	Sack	Int.
Landon Mathis	23	41	64	3.0-9	1.0-7	---
Dan Liedall	25	26	51	5.0-13	---	1-0
David Morgan	27	21	48	1.0-4	---	2-11
Matt Mehlhorn	31	12	43	2.5-2	---	---

When Saint John's Has the Ball

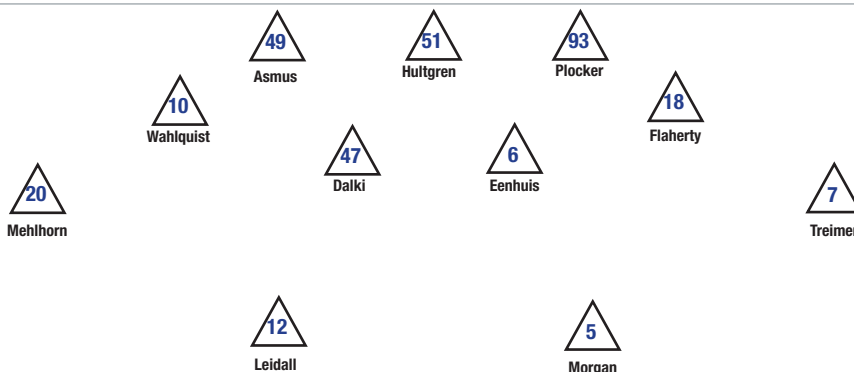
Saint John's Offense:

WR	22	Evan Clark, So. (5-9, 180)
LT	59	Alex Jarosz, Sr. (6-4, 295)
LG	51	Ben Brown, Jr. (6-1, 275)
C	60	Ben Eli, Jr. (6-4, 270)
RG	50	Ross Carlson, Sr. (6-3, 300)
RT	58	Andrew Jarosz, Fr. (6-3, 265)
TE	83	J.T. Ford, Sr. (6-4, 225)
WR	1	Josh Bungum, Jr. (5-9, 180)
QB	5	Nick Martin, Jr. (6-3, 190)
RB	33	Zack Sundly, So. (6-0, 200)
RB	31	Sam Sura, Jr. (5-11, 200)



Bethel Defense:

DE	49	Kyle Asmus, Sr. (6-2, 247)
NG	51	Nate Hultgren, Jr. (6-1, 230)
DE	93	Steve Plocker, So. (6-4, 234)
OLB	10	Ben Wahlquist, Sr. (6-1, 220)
ILB	47	Josh Dalki, Fr. (6-0, 217)
ILB	6	Zach Eenhuis, Fr. (6-0, 212)
OLB	18	Kevin Flaherty, Sr. (6-1, 211)
CB	20	Matt Mehlhorn, Jr. (6-2, 205)
S	12	Dan Leidall, Jr. (5-11, 210)
S	5	David Morgan, Sr. (6-3, 210)
CB	7	Josh Treimer, Sr. (5-11, 205)



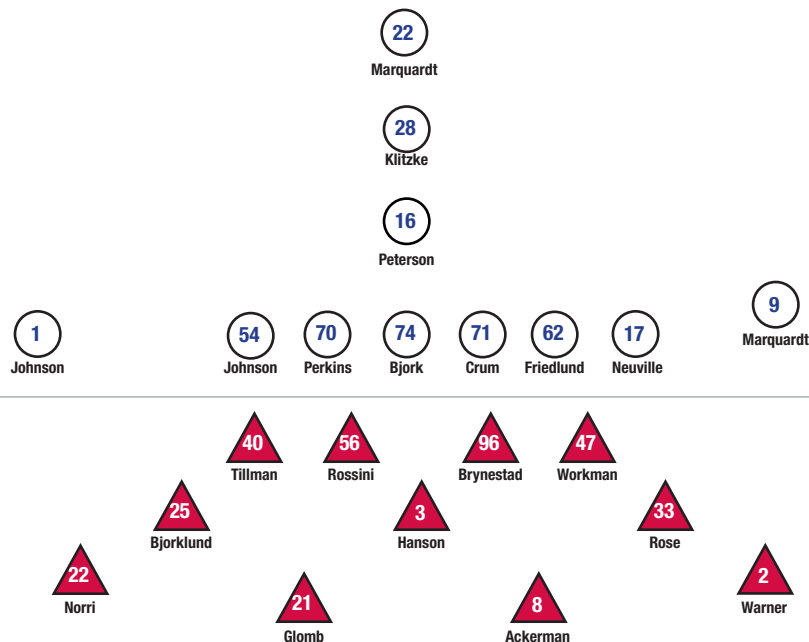
Saint John's Special Teams:

K	19	Alexi Johnson, So. (5-6, 160)
P	42	Griffin Toomey, So. (6-0, 195)
LS	21	Lucas Glomb, So. (5-10, 185)
H	15	Johnny Benson, Sr. (5-10, 180)
KR	22	Evan Clark, So. (5-9, 180)
	82	Brett Watercott, Fr. (5-10, 185)
PR	1	Josh Bungum, So. (5-9, 180)
	82	Brett Watercott, Fr. (5-10, 185)

When Bethel Has the Ball

Bethel Offense:

QB	16	Erik Peterson, Sr. (6-1, 220)
RB	22	Brandon Marquardt, Sr. (5-10, 210)
RB	28	Marshall Klitzke, Jr. (5-8, 220)
WR	1	Charles Johnson, Fr. (5-10, 185)
WR	9	Bryce Marquardt, So. (5-11, 185)
TE	17	Drew Neuville, So. (6-4, 230)
LT	62	Bubba Friedlund, Sr. (6-3, 285)
LG	71	Dillon Crum, Jr. (6-3, 275)
C	74	Ben Bjork, Sr. (6-2, 275)
RG	70	Joshua Perkins, Sr. (6-6, 325)
RT	54	Stein Johnson, So. (6-3, 270)



Saint John's Defense:

DE	40	Sean Tillman, Sr. (6-2, 245)
DT	56	Ben Rossini, Sr. (6-3, 235)
DT	96	Sam Brynestad, Jr. (6-5, 230)
DE	47	Matt Workman, Sr. (6-3, 225)
LB	25	Reid Bjorklund, Jr. (6-1, 195)
LB	3	Carter Hanson, So. (5-11, 195)
LB	33	Andrew Rose, Sr. (6-2, 205)
CB	22	Andrew Norri, Sr. (5-9, 180)
S	21	Lucas Glomb, So. (5-10, 185)
S	8	Garrett Ackerman, So. (6-0, 195)
CB	2	Trevor Warner, Jr. (6-0, 185)

Bethel Special Teams:

K	85	Andrew O'Reilly, Jr. (5-11, 220)
P	43	Phillip Peterson, Jr. (6-0, 200)
LS	80	Bryce Holm, So. (6-3, 190)
H	8	Bryce Stockwell, Sr. (6-0, 210)
KR	22	Brandon Marquardt, Sr. (5-10, 210)
	9	Bryce Marquardt, So. (5-11, 185)
PR	34	Bridgeport Tusler, Fr. (5-11, 180)