



SAINT JOHN'S FOOTBALL

OFFICIAL 2012 GAME INFORMATION

National Champions | 1963, 1965, 1976, 2003

MIAC Champions | 1932, 1935, 1936, 1938, 1953, 1962, 1963, 1965, 1971, 1974, 1975, 1976, 1977, 1979, 1982, 1985, 1989, 1991, 1993, 1994, 1995, 1996, 1998, 1999, 2001, 2002, 2003, 2005, 2006, 2008, 2009

SAINT JOHN'S UNIVERSITY JOHNNIES (2-1, 0-1 MIAC)
at CONCORDIA COLLEGE-MOORHEAD COBBERS (3-0, 1-0 MIAC)
 Saturday, September 22, 2012; 1 p.m. | Jake Christiansen Stadium (cap. 7,000); Moorhead, Minn.

Media Contacts: Athletic Media Relations Director, Saint John's - Ryan Klinkner (320-363-3127, rklinkner@csbsju.edu); Sports Information Director, Concordia - Jim Cella (218-299-3194, cella@cord.edu)

Tune In: The game can be heard live on WBHR-660 AM, across central Minnesota, WLQL-1330 AM in Minneapolis/St. Paul and KOWZ-1170 AM in Waseca, which covers most of southern Minnesota and into western Wisconsin. Mark Lewandowski, Bryan Backes, Mike Carr and Charlie Carr will call all the action beginning with Johnnies Magazine at 11 a.m. and the pre-game show at 11:30 a.m. The game will also be broadcast on the SJU football Web site, through Real Audio. This is the 16th season SJU football can be heard across the world on the Internet.

Football Weekly: Tune in to Football Weekly during the football season this fall, each Wednesday from 7-8 p.m. at a new venue, Buffalo Wild Wings in St. Cloud. Guests include a member of the SJU coaching staff, an SJU football student-athlete and a local high school head coach each week. The radio show airs live on WBHR-660 AM and www.gojohnnies.com.

Today's Matchup: Saint John's enters this weekend's game with a 2-1 record after a 43-21 loss to then-No. 6 St. Thomas last Saturday. The Tommies erased a 14-7 deficit in the second quarter with 29 straight points for the win in front of an announced crowd of 14,286 at SJU. The Johnnies finished with 6-4 overall record in 2011, which included a 5-3 conference record and a fourth-place finish in the MIAC, its lowest since 1997. The Cobbers ended the 2011 season tied for fifth place in the MIAC with a 6-4 overall record (4-4 MIAC), but enters this Saturday's game with a perfect 3-0 record. In a 28-14 victory at St. Olaf last Saturday, Concordia racked up over 200 rushing yards for the third consecutive time to start the 2012 season.



Head Coach John Gagliardi (Colorado College '49):

The first active head coach to be inducted into the College Football Hall of Fame (Class of 2006), Saint John's legendary head coach John Gagliardi (Guh-lahr-dee) is in his 64th season as a collegiate head football coach and 60th season as the Johnnies' head coach in 2012. College football's all-time wins leader, Gagliardi enters this Saturday's game with a 486-134-11 (.779) career record and a 462-128-10 (.778) record at SJU. Gagliardi's 64 years of collegiate

coaching is the most in college football history, surpassing the old record of 57 years held by former University of Chicago and University of the Pacific coach Amos Alonzo Stagg (1890-1946). Gagliardi broke the late Eddie Robinson's record for the most games coached in college football history (588) in 2008 against Concordia-Moorhead, and, coincidentally, coached his 600th game on Sept. 19, 2009, against the Cobbers. Last Saturday's contest against St. Thomas was his 600th game at SJU (631st overall).

NCAA Division III Coaching Wins List - Active Coaches (thru 9/15)

Rk.	Coach (School)	Wins
1.	John Gagliardi (Saint John's)	486
2.	Larry Kehres (Mount Union)	319
3.	Rick Giancola (Montclair State)	210
4.	Eric Hamilton (College of New Jersey)	209
5.	Michael DeLong (Springfield)	179
6.	Rich Lackner (Carnegie Mellon)	178
7.	Steve Mohr (Trinity, Texas)	176
8.	Vic Wallace (Rockford)	175
9.	Larry Kindbom (Washington, Mo.)	171
10.	Barry Streeter (Gettysburg)	170

Today's Matchup

Series Notes

Series Record: SJU leads, 42-30-6 (Current Streak: SJU, 3)
at Saint John's: SJU leads, 22-12-4 (Current Streak: SJU, 1)
at Concordia-Moorhead: CON leads, 17-16-1 (Current Streak: SJU, 8)
Neutral: SJU leads, 4-1-1 (Current Streak: SJU, 3)
Last Saint John's Win: Sept. 17, 2011 (28-21 OT)
Last Concordia-Moorhead Win: Sept. 20, 2008 (9-6)
Largest Margin of Saint John's Victory: 49 (1976)
Largest Margin of Concordia-Moorhead Victory: 41 (1929)

Series' Best Individual Performances (By Yardage)

Rushing: SJU, Matt Malmberg, 24-178-4 TD (Nov. 13, 1993)
 CON, Steve Grove, 38-175-2 TD (Sept. 24, 1988)

Passing: SJU, Ryan Keating, 20-41-387-4 TD (Nov. 3, 2001)
 CON, Ethan Pole, 26-40-334-3 TD (Oct. 19, 1996)

Receiving: SJU, Jeremy Loretz, 7-165-1 TD (Nov. 13, 1992)
 CON, Mark Lundstrom, 9-161-1 TD (Sept. 23, 1989)

2012 Statistical Comparisons

Concordia		Saint John's
36.0	Scoring Offense	34.7
18.0	Scoring Defense	26.0
128.3	Passing Offense	299.7
176.7	Passing Defense	187.0
350.3	Rushing Offense	129.7
78.0	Rushing Defense	174.0
478.7	Total Offense	429.3
254.7	Total Defense	361.0
N/A	Pass Efficiency	154.6
N/A	Pass Efficiency Defense	119.0
34:36	Average Time of Possession	31:57
N/A	Kickoff Coverage (Net Avg.)	43.8
85.7% (6-7)	Red-Zone Offense	86.7% (13-15)
N/A	Red-Zone Defense	90.0% (9-10)
50.0% (17-34)	Third-Down Conversions	48.9% (22-45)
36.8% (14-38)	Opponent Third-Down Conversions	41.9% (18-43)

2012 Saint John's Schedule/Results

Date	Opponent	Time/Result
Sept. 1	NORTHWESTERN	W, 52-7
Sept. 8	at Wisconsin-Eau Claire	W, 31-28
Sept. 15	ST. THOMAS	L, 21-43
Sept. 22	at Concordia-Moorhead	1 p.m.
Sept. 29	ST. OLAF (Homecoming)	1 p.m.
Oct. 6	at Augsburg	1 p.m.
Oct. 13	CARLETON	1 p.m.
Oct. 27	GUSTAVUS ADOLPHUS	1 p.m.
Nov. 3	at Hamline	1 p.m.
Nov. 10	at Bethel	1 p.m.

All-Time Series Results

Year	Result	Date	Location
1923	CON, 3-0	Oct. 20	Collegeville
1924	CON, 13-7	Oct. 25	Moorhead
1925	CON, 14-7	Oct. 24	Moorhead
1926	SJU, 13-0	Oct. 23	Collegeville
1927	CON, 33-0	Oct. 22	Moorhead
1928	Tie, 6-6	Oct. 13	Collegeville
1929	CON, 41-0	Oct. 26	Moorhead
1930	CON, 7-0	Oct. 18	Collegeville
1931	CON, 29-0	Oct. 31	Moorhead
1932	Tie, 0-0	Oct. 29	Collegeville
1933	CON, 6-0	Oct. 28	Moorhead
1936	SJU, 13-0	Oct. 24	Collegeville
1937	SJU, 25-7	Oct. 23	Collegeville
1938	SJU, 33-6	Oct. 29	Moorhead
1939	SJU, 25-0	Oct. 14	Collegeville
1941	CON, 13-12	Oct. 25	Moorhead
1942	Tie, 14-14	Nov. 7	Collegeville
1946	CON, 19-6	Nov. 2	Moorhead
1951	SJU, 31-7	Oct. 20	Collegeville
1952	CON, 32-6	Oct. 18	Moorhead
1953	SJU, 7-6	Oct. 24	Collegeville
1954	SJU, 20-14	Oct. 23	Moorhead
1956	CON, 32-6	Oct. 20	Collegeville
1957	CON, 33-6	Oct. 26	Moorhead
1958	CON, 40-8	Oct. 31	Collegeville
1959	CON, 36-6	Sept. 19	Collegeville
1960	CON, 30-14	Sept. 24	Moorhead
1961	SJU, 48-6	Oct. 7	Collegeville
1962	SJU, 31-14	Oct. 13	Moorhead
1963	SJU, 28-0	Oct. 19	Collegeville
1964	CON, 20-0	Oct. 31	Moorhead
1965	SJU, 10-0	Nov. 6	Collegeville
1966	CON, 13-6	Sept. 24	Moorhead
1967	CON, 12-9	Sept. 30	Collegeville
1968	SJU, 7-0	Oct. 5	Moorhead
1969	CON, 20-6	Oct. 11	Collegeville
1970	CON, 16-7	Oct. 24	Moorhead
1971	SJU, 10-0	Oct. 30	Collegeville
1972	SJU, 32-7	Nov. 4	Moorhead
1973	SJU, 18-24	Sept. 22	Collegeville
1974	CON, 22-6	Nov. 2	Moorhead
1975	SJU, 28-17	Nov. 1	Collegeville
1976	SJU, 49-0	Oct. 16	Collegeville
1977	SJU, 31-0	Oct. 15	Moorhead
1978	CON, 17-0	Nov. 4	Collegeville
1979	SJU, 26-20	Nov. 3	Moorhead
1980	CON, 19-0	Oct. 18	Moorhead
1981	CON, 17-7	Oct. 24	Collegeville
1982	SJU, 14-10	Nov. 6	Collegeville
1983	SJU, 17-7	Nov. 5	Moorhead
1984	SJU, 13-9	Oct. 13	Collegeville
1985	SJU, 14-10	Oct. 12	Moorhead
1986	CON, 17-14	Oct. 25	Moorhead
1987	SJU, 20-18	Oct. 24	Collegeville
1988	CON, 28-7	Sept. 24	Collegeville
1989	Tie, 27-27	Sept. 23	Moorhead
1990	CON, 30-28	Nov. 10	Metrodome
1991	SJU, 24-7	Nov. 9	Metrodome
1992	Tie, 18-18	Nov. 13	Metrodome
1993	SJU, 44-21	Nov. 13	Metrodome
1994	SJU, 35-19	Nov. 5	Fargo, N.D.
1995	Tie, 14-14	Nov. 4	Collegeville
1996	SJU, 39-34	Oct. 19	Collegeville
1997	SJU, 20-12	Oct. 18	Moorhead
1998	SJU, 21-0	Oct. 17	Moorhead
1999	SJU, 7-3	Oct. 16	Collegeville
2000	SJU, 35-14	Nov. 11	Collegeville
2001	SJU, 28-14	Nov. 3	Fargo, N.D.
2002	SJU, 34-9	Oct. 26	Moorhead
2003	SJU, 24-12	Oct. 25	Collegeville
2004	CON, 21-20	Oct. 16	Collegeville
2005	SJU, 20-16	Oct. 15	Moorhead
2006	SJU, 14-12	Sept. 23	Moorhead
2007	SJU, 52-21	Sept. 22	Collegeville
2008	CON, 9-6	Sept. 20	Collegeville
2009	SJU, 31-19	Sept. 19	Moorhead
2010	SJU, 40-28	Sept. 18	Collegeville
2011	SJU, 28-21 (OT)	Sept. 17	Moorhead

Assistant Coach Success: Eight of the Johnnies' nine assistant coaches played for legendary head coach John Gagliardi at Saint John's. Two of SJU's assistant coaches have won state titles in Minnesota when they were high school head coaches – Gary Fasching at St. Cloud Cathedral (1992 and 1993) and Jim Mader at Albany (1989 and 1997). Gagliardi is assisted by: Jerry Haugen '76 – Defensive Coordinator (37th season) and Head Baseball Coach, Jim Gagliardi '89 – Offensive Coordinator (21st season), Gary Fasching '81 – Linebackers Coach/Recruiting Coordinator (17th season), Brandon Novak '01 – Running Backs Coach (13th season) and Head Wrestling Coach, Jim Mader – Offensive Line Coach (Ninth season), Damien Dumonceaux '06 – Defensive Line Coach (Seventh season) and Assistant Track & Field Coach, Charlie Welsh '08 – Wide Receivers Coach (Fourth season), Michael Orts '09 – Defensive Scout Team Coach (First season) and Andrew Pierskalla '10 – Offensive Scout Team Coach (First season).

Series History: This is the 79th meeting between SJU and Concordia. The Johnnies are 42-30-6 (.577) all-time against the Cobbers, including a 36-19-3 (.647) record under the direction of head coach **John Gagliardi** (the two schools did not face each other during the 1955 season). SJU, however, is 16-17-1 all-time when the game is played in Moorhead. The last time Concordia defeated SJU at Jake Christiansen Stadium was Oct. 25, 1986 (17-14, a span of eight meetings in Moorhead).

1991: In 1991, SJU entered its annual meeting with the Cobbers with a frustrating 0-2-1 record in the previous three meetings. On top of that, the Johnnies entered the game with a 25-28-4 record all-time in the series, including a 19-17-1 mark under the direction of John Gagliardi. SJU battled to a tough 24-7 victory at the Metrodome, the closest game to that point of the season, which gave Gagliardi his 14th MIAC title. The Johnnies are 16-2-2 in their last 20 meetings with the Cobbers since.



A Bungum of Yards: Freshman wide receiver **Josh Bungum** (left; Paynesville, Minn.) increased his season total to 214 receiving yards with his first 100-yard receiving performance, nine catches for 105 yards, in last Saturday's loss to St. Thomas. Of the Johnnies' top 10 receivers all-time (based on yardage), only two had more receiving yards three games into their first season at SJU (see below): Todd Fultz (eight catches for 232 yards and two touchdowns in 1988) and Kyle Gearman (11 catches for 224 yards and five touchdowns in 2004). Fultz (South Dakota State) and Gearman (St. Cloud State), however, were both transfers. Three Johnnies on that same top-10 list recorded a 100-yard receiving performance in their first three games: Dave Arnold at Wisconsin-La Crosse (Sept. 6, 1969; two catches for 122 yards and two touchdowns), Fultz at Gustavus Adolphus (Sept. 17, 1988; three catches for 133 yards and a touchdown) and Gearman vs. Wisconsin-Eau Claire (Sept. 4, 2004; five catches for 141 yards and two touchdowns). All three reached the 100-yard plateau in their respective SJU debuts.

	First 3 Career Games			Overall Career			
	Rec.	Yds.	TD	Rec.	Yds.	TD	Seasons
1. Blake Elliott	10	120	1	369	4,826	63	2000-03
2. Chris Palmer	0	0	0	165	3,162	36	1992-95
3. Adam Herbst	8	125	2	207	3,096	41	1995-98
4. Todd Fultz	8	232	2	157	2,584	24	1988-90
5. Jeremy Loretz	1	10	0	137	2,542	31	1991-94
6. Kyle Gearman	11	224	5	140	2,357	32	2004-06
7. Lee Clintsman	0	0	0	140	2,241	26	2001-04
8. Dave Arnold	3	159	2	N/A	2,038	32	1969-72
9. Ryan Murray	0	0	0	102	1,854	22	1990-93
10. Nate Kirschner	0	0	0	108	1,749	19	1997-00

Who to Watch for This Saturday



#33 Nick Schneider - Junior running back Nick Schneider (left; Rockville, Minn./Rocori) tallied the second-highest rushing total of his 23-game career, 21 carries for 92 yards, in last year's 28-21 overtime win at Concordia. He also added a catch for eight yards to end the contest with an even 100 yards from scrimmage.




#33 Andrew Rose - Sophomore linebacker Andrew Rose (left; Stillwater, Minn.) tallied eight tackles (three solo), including one for a loss with a quarterback hurry and a pass breakup in last season's victory against the Cobbers. Rose, who ended his freshman campaign third on the team with 57 tackles (29 solo), is currently third on the squad with 14 (nine solo).

Tilting the Field: Senior **Max Forster** (*right*, Minnetonka, Minn./Hopkins) shifted the Tommies' early momentum in favor of the home team by exhibiting his ball-hawking skills on both sides of the ball last weekend. Down 7-0 early, Forster made a leaping 31-yard catch for a touchdown to tie the game. He then intercepted UST's Matt O'Connell, on another jump ball, three plays later. The spark ignited the SJU offense to roll 82 yards in 12 plays and take a 14-7 lead. Forster currently touts six catches for 140 yards and two touchdowns while starting at cornerback, where he has 12 tackles (10 solo), a tackle for loss, an interception and two pass breakups.



Speaking of Interceptions: SJU's lone All-MIAC first-team selection in 2011, senior cornerback **Bobby Fischer** (*left*, Plymouth, Minn./Osseo) recorded his third multiple-interception game with two in last Saturday's loss to the Tommies. His first interception gave the ball back to the Johnnies six plays after they gained a 14-7 lead early in the second quarter. Fischer's second interception set up SJU's final touchdown, a 17-yard pass from Connor Bruns to Taylor Freely, which cut the Johnnies' deficit to 36-21 at the end of the third quarter. This summer, he was named a preseason All-American by both Beyond Sports Network (BSN) and Lindy's Magazine. He ended the regular season as the MIAC's leader in interceptions (7), interception return yards (243) and passes defended (17) last fall en route to earning BSN All-America honors.



Tackling Machine: Senior linebacker **Taylor Dammermann** (*right*, Spicer, Minn./New London-Spicer) posted a team-high 14 tackles in last Saturday's matchup with St. Thomas. He currently leads the team with 28 tackles (20 solo). Last year, Dammermann finished fourth on the team with 54 tackles (26 solo), including 14 tackles (two solo) in last year's 28-21 overtime win at Concordia.



Penalties, Penalties, Penalties: SJU and UST combined for 18 penalties (for 146) last Saturday, the most since the Johnnies and Wisconsin-Whitewater combined for 17 penalties (for 125 yards) in the 2006 NCAA Division III Playoffs. The Warhawks, however, were whistled for 13 of the game's 17 accepted penalties. The Tommies' 12 penalties are the most for an SJU opponent, in either a regular-season or MIAC game, since Concordia was disciplined 14 times for 75 yards in the Johnnies' 28-14 win on Nov. 3, 2001, in the FargoDome.

First AFCA Poll: Both SJU (8) and Concordia (22) received votes in the first American Football Coaches' Association (AFCA) poll released Sept. 17 (*see chart at right*). The last time the two schools met and both were either ranked or received votes was Oct. 15, 2005. The Johnnies entered that game ranked fifth nationally, while the Cobbers were No. 11. Both teams were undefeated and 4-0 in the MIAC.

11 Years Apart: The last time SJU faced Concordia with a conference loss under its belt was 2001. Like 2012, the Johnnies lost their MIAC opener at home: 31-28 to St. Olaf. Gagliardi's squad bounced back from a 0-2 start to the season with 11 consecutive victories before falling to Mount Union (Ohio) in the NCAA Division III Semifinals.

You May Want to Block Him: Concordia senior linebacker Peter Hvidston was named the MIAC Defensive Player of the Week after leading the Cobber defense with nine tackles (six solo) and two sacks in its 28-14 win at St. Olaf last Saturday. He currently leads the MIAC with 33 tackles (12 solo) and five sacks. He also has 5.5 tackles for a loss, which are the second-most in the league thus far in 2012.

D3football.com Poll (Sept. 16)

No.	School (1st-Place Votes)	Record	Votes	Prev.
1.	Mount Union, Ohio (23)	2-0	623	2
2.	Mary Hardin-Baylor (2)	2-0	598	4
3.	Linfield, Ore.	3-0	557	5
4.	Wisconsin-Whitewater	1-1	530	1
5.	St. Thomas	3-0	527	6
6.	Wesley, Del.	2-1	512	3
7.	Wabash, Ind.	2-1	455	8
8.	Salisbury, Md.	2-1	449	7
9.	Cal Lutheran	1-1	411	10
10.	St. John Fisher, N.Y.	3-0	373	9
11.	Bethel	2-0	345	12
12.	North Central, Ill.	2-1	319	13
13.	Hobart, N.Y.	2-1	296	14
14.	Baldwin-Wallace, Ohio	2-0	270	15
15.	Illinois Wesleyan	2-0	239	16
16.	Wisconsin-Platteville	2-0	236	17
17.	Brockport State, N.Y.	3-0	208	---
18.	Birmingham-Southern, Ala.	3-0	152	18
19.	Buffalo State, N.Y.	2-1	130	---
20.	Wheaton, Ill.	2-1	99	19
21.	Widener, Pa.	3-0	95	22
22.	Hampden-Sydney, Va.	2-0	93	24
23.	Thomas More, Ky.	1-1	88	21
24.	Johns Hopkins, Md.	3-0	81	---
25.	Franklin, Ind.	1-2	75	20

Others Receiving Votes: Wisconsin-Oshkosh 68, Trinity (Texas) 56, Rowan 45, Heidelberg 35, Louisiana College 30, Willamette 19, Illinois College 18, Wittenberg 17, Albright 16, Coe 13, Wartburg 11, Centre 10, Elmhurst 6, Carnegie Mellon 4, John Carroll 4, Amherst 3, Concordia-Moorhead 3, Salve Regina 3, Waynesburg 2, Trinity (Conn.) 1.

AFCA Poll (Sept. 17)

No.	School (1st-Place Votes)	Record	Votes	Prev.
1.	Mount Union, Ohio (39)	2-0	1,047	---
2.	Mary Hardin-Baylor, Texas (1)	2-0	986	---
3.	St. Thomas	3-0	914	---
4.	Linfield, Ore.	3-0	881	---
5.	Wisconsin-Whitewater (2)	1-1	801	---
6.	Wabash, Ind.	2-0	735	---
7.	Wesley, Del.	2-1	700	---
8.	Bethel	2-0	668	---
9.	St. John Fisher, N.Y.	3-0	634	---
10.	Baldwin-Wallace, Ohio	2-0	560	---
11.	Salisbury, Md.	2-1	503	---
12.	Hobart, N.Y.	3-0	498	---
13.	Birmingham-Southern, Ala.	3-0	488	---
14.	North Central, Ill.	2-1	424	---
15.	Illinois Wesleyan	2-0	410	---
16.	John Hopkins, Md.	3-0	373	---
17.	Wisconsin-Platteville	2-0	331	---
18.	Widener, Pa.	3-0	322	---
19.	Cal Lutheran	1-1	314	---
20.	Wisconsin-Oshkosh	2-0	293	---
21.	Hampden-Sydney, Va.	2-0	257	---
22.	Wheaton, Ill.	2-1	244	---
23.	Wittenberg, Ohio	2-0	189	---
24.	Buffalo St., N.Y.	2-1	183	---
25.	Louisiana College	2-0	157	---

Others Receiving Votes: Trinity (Texas) 110, Brockport St. 106, Thomas More 65, Heidelberg 63, Franklin 60, Wartburg 52, Coe 40, Centre 35, Rowan 34, Albion 31, Salve Regina 24, Concordia-Moorhead 22, Elmhurst 22, Willamette 17, Delaware Valley 15, Wesleyan (Ohio) 15, Illinois College 13, Hardin-Simmons 11, Ithaca 11, Muhlenberg 10, Wisconsin-River Falls 10, Albright 9, Cortland St. 9, **Saint John's** 8, Emory & Henry 6, Norwich 6, Franklin & Marshall 4; Pacific Lutheran 4, Washington & Jefferson 4, Wisconsin-Stevens Point 4, Carnegie Mellon 3, Huntington 3, Wisconsin-La Crosse 3, Williams 2, Endicott 1, Gettysburg 1, Millsaps 1, Redlands 1, St. Olaf 1.

On This Date in Johnnie Football History...

The Johnnies are 9-2 all-time on September 22: 1934 vs. Bemidji State (W, 20-0); 1950 at St. Thomas (L, 12-14); 1951 vs. St. Cloud State (L, 19-34); 1956 at Hamline (W, 23-0); 1962 vs. Minnesota-Duluth (W, 6-0); 1973 vs. Concordia-Moorhead (W, 28-14); 1979 vs. Hamline (W, 45-19); 1984 vs. Carleton (W, 27-14); 1990 vs. Carleton (W, 36-35); 2001 at Augsburg (W, 48-14); and 2007 vs. Concordia-Moorhead (W, 52-21).

1934 vs. Bemidji State (W, 20-0): Elmer Madson ran for a 45-yard touchdown four minutes into the game and Si Ryan added two more rushing touchdowns in the third quarter as the Johnnies' blanked Bemidji State 20-0 at home in the 1934 season opener.

1962 vs. Minnesota-Duluth (W, 6-0): The Johnnies scored a touchdown with 24 seconds remaining in the first half and executed a defensive attack for the win in front of more than 3,000 screaming Homecoming fans. The touchdown came on a six-yard pass from quarterback Craig Muyres to tight end Hardy Reyerson, capping a 72-yard drive.

1990 vs. Carleton (W, 36-35): Carleton led 35-23 with 8:18 left, but SJU retaliated quickly, marching 68-yards on six plays. Jay Conzemius scored his third touchdown of the game on a three-yard run with 6:35 left. The two-point attempt failed, keeping the score at 35-29. SJU's game-winning drive consisted of eight yards, three plays, two incomplete passes, two penalties against, and a 20-yard desperation pass that touched two players before being caught by Jon Kalkbrenner while on his knees.

Stuffed Running Game: SJU was limited to 24 yards on 24 carries last weekend against St. Thomas. The last time the Johnnies were held below 25 yards rushing in a game was Oct. 15, 2005, at Concordia. The visitors were knocked backward for -17 yards on 25 carries. The Johnnies, however, rode the arm of Alex Kofoed for 336 yards and two touchdowns (30 of 48 passing), including the game-winning 74-yard Hail Mary pass to Kyle Gearman with 13 seconds remaining. Despite the negative rushing yardage, SJU out-gained the Cobbers 319-215 and held a 17-7 advantage in first downs. The two teams combined for a 7-for-31 (.226) showing on third down.

Meanwhile, Concordia is Rolling: Concordia enters this weekend's matchup ranked third out of 240 NCAA Division III schools with an average of 350.3 rushing yards per game. Senior fullback Brett Baune is eighth individually with an average of 157.7 rushing yards per contest. He ran for a school-record 258 yards on 25 carries in the 38-14 win over Buena Vista (Iowa) Sept. 8. The successful ground game has also had a hand in the Cobbers' punting game, which currently leads all of Division III with a net average punt of 42.29 (average punt minus average return). Concordia has only punted a total of seven times in its first three games this season.

Record Book Watch: Senior tight end **Taylor Freetly** (Kerkhoven, Minn./Kerkhoven-Murdock-Sunburg), senior kicker **Jimmie Mattson** (Eau Claire, Wis./Memorial) and senior running back **Stephen Johnson** (Mahtomedi, Minn.) enter Saturday's game looking to climb a number of SJU Top 10 lists.

-Among SJU running backs, Johnson (64 catches for 487 yards) needs three catches to pass Mike Zumwinkle (1982-85) for sixth all-time in receptions. He passed Jim Roeder (1974-76) last week for 12th on the Johnnies' all-time rushing list (429 attempts for 1,883 yards). Johnson needs two carries to pass Mark McCullen (1976-79) for ninth and seven more to pass Josh Nelson (2000-03) for eighth. He needs 40 rushing yards Saturday to pass Marty Cella (1972-74) for 11th and 64 yards total to slide past Josh Nelson (2000-03) for 10th (*see list below*).

SJU's All-Time Rushing List (Top 15)

1.	3,933	Tim Schmitz (1974-77)
2.	3,081	Chris Moore (1997-00)
3.	2,923	Matt Malmberg (1991-94)
4.	2,630	Rick Bell (1979-82)
5.	2,311	Jay Conzemius (1988-91)
6.	2,246	Mike Zumwinkle (1982-85)
	2,246	Mark McCullen (1976-79)
8.	2,091	Brad Eustice (1972-76)
9.	1,993	Duane Deutz (1956-59)
10.	1,946	Josh Nelson (2000-03)
11.	1,922	Marty Cella (1972-74)
12.	1,883	Stephen Johnson (2009-current)
13.	1,876	Jim Roeder (1974-76)
14.	1,840	Bill Laliberte (1967-69)
15.	1,836	Don Nett (1964-67)

-Mattson needs four field goals to pass Mike Schmidt (1980-82) for third all-time. He also needs one PAT to pass Greg Poulin (1990-93) for sixth and four more to move ahead of Don Pribyl (1983-86) for fifth.

-Freety (42 career receptions for 605 yards and five touchdowns) needs 12 catches, 68 yards and one touchdown to crack the Johnnies' top 10 list among tight ends in each of the three categories.

When Was the Last Time...

- **A quarterback threw for 350 yards or more in a game:** 375 on October 29, 2005: Alex Kofoed vs. St. Olaf.
- **A quarterback threw five touchdown passes in a game:** October 13, 2007: Alex Kofoed at Gustavus Adolphus.
- **Two players rushed for over 100 yards in the same game:** September 27, 2003. Jake Theis (14 carries for 173 yards) and Josh Nelson (11 carries for 112 yards) vs. St. Olaf.
- **Two players recorded over 100 yards receiving in the same game:** September 18, 2010: Brent Graboski (116 on three receptions) and Sam Pederson (101 on four receptions) vs. Concordia.
- **A non-quarterback threw a touchdown pass:** October 29, 2011. Wade Powers to Brent Graboski (70-yard reception) vs. Carleton.
- **A player recorded three or more rushing touchdowns in a game:** 3 on October 23, 2010. Nick Schneider (44, 32, 10) vs. Gustavus.
- **A player recorded three or more receiving touchdowns in a game:** 3 on October 11, 2008. Ben Vanderheyden from Jordan Hansel (67, 35) and Joe Boyle (31) vs. Hamline.
- **A player recorded two or more interceptions in a game:** October 22, 2011. Bobby Fischer (2) at Gustavus Adolphus.
- **A player recorded two field goals in one game:** November 5, 2011. Jimmie Mattson (31-yard and 25-yard field goals, respectively) vs. St. Olaf.
- **A player recorded a field goal of 35 yards or more:** September 1, 2012. Jimmie Mattson (49-yard field goal) vs. Northwestern.
- **Interception return for a touchdown:** September 17, 2011: Bobby Fischer (85-yard return) at Concordia-Moorhead.
- **An opponent returned an interception for a touchdown:** October 8, 2011. Bethel's David Vavra (35-yard return).
- **Two interception returns for a touchdown by two different players:** November 14, 2009. Nate Anderson (36-yard return; Billy Lawrence intercepted and returned it 14 yards before he lateraled to Anderson) and Ethan Eid (59-yard return) vs. Carleton.
- **A player recorded two interception returns for a touchdown in a game:** November 20, 1999. Beau LaBore vs. Wis.-Stevens Point (66-yard and 92 yard returns, respectively).
- **A player recorded a punt return for a touchdown and a fumble return for a touchdown in the same game:** October 17, 1992. John Beutz (31-yard fumble return, 72-yard punt return) vs. Bethel.
- **Fumble return for a touchdown:** November 7, 2009: Kevin Wenner (16-yard return) vs. Augsburg.
- **Two fumble returns for a touchdown by the same player:** September 24, 1994. Brian Kohorst vs. Augsburg (10-yard and 24-yard returns, respectively).
- **Punt return for a touchdown:** October 9, 2004. Mike Zauhar (63-yard return) vs. Bethel.
- **Two punt returns for a touchdown by the same player:** October 13, 2001. Blake Elliott vs. Gustavus Adolphus (66-yard and 46-yard returns, respectively).
- **Two punt returns for a touchdown by two different players:** September 25, 1993. Tony Lesch (77-yard return) and Mark Smith (79-yard return) vs. St. Olaf.
- **Kickoff return for a touchdown:** September 4, 2010. Mike Bonyng (88-yard return) vs. Northwestern.
- **Saint John's recorded a punt return for a touchdown and an interception return for a touchdown in the same game:** December 14, 1963. Bob Spinner (41-yard punt return) and John McCormick (44-yard interception return) vs. Prairie View A&M, Texas.
- **Saint John's blocked an opponent punt:** October 3, 2009. Jack Daggett vs. Bethel.
- **Saint John's blocked an opponent field goal:** October 25, 2008. Bobby Klint blocked a 22-yard attempt by St. Olaf's Jordan Rosedahl.
- **Saint John's blocked an opponent PAT:** October 23, 2010. Billy Lawrence vs. Gustavus.
- **Saint John's recorded a safety:** October 20, 2007 at Hamline.

Winning Tradition Continues: SJU entered the 2012 season with NCAA Division III's best all-time winning percentage (.707, 578-232-24 all-time record), and seventh behind Michigan, Notre Dame, Oklahoma, Texas, Alabama and Ohio State for the best winning percentage in all of college football. On a larger scale, the Johnnies boast college football's best winning percentage (.769, 493-145-10) in the Modern Era (since 1946), .006 ahead of Oklahoma and the likes of Ohio State, Texas and Michigan. Last year's 6-4 overall record marked SJU's 25th consecutive winning season and 44th straight season without a losing record. The last time SJU finished with a losing record (3-5 overall) was 1967. Compared to the rest of the MIAC, SJU's streak of seasons, either winning or without a losing season, is unrivaled (*see lists below*).

MIAC Team	Consecutive Seasons		Winning
	Without a Losing Record		
1. Saint John's	44	1. Saint John's	25
2. Bethel	18	2. St. Thomas	4
3. St. Olaf	8	3. Bethel	3
4. Concordia	5	4. St. Olaf	2
5. St. Thomas	4	5. Augsburg	1
6. Augsburg	1	Concordia	1
7. Carleton	0	6. Carleton	0
Gustavus	0	Gustavus	0
Hamline	0	Hamline	0

The Last Meeting (SJU 28, at CON 21 OT): Saint John's stopped Concordia's Brett Baune a yard short of the goal line on fourth-and-goal to clinch a 28-21 overtime win in Moorhead last season. SJU's first touchdown came on a two-yard touchdown run by running back **Stephen Johnson** to take a 7-0 lead. The Cobbers quickly tied the game on the ensuing drive on a three-yard pass from Michael Dunham to Bronson Shepherd. The Johnnie offense, however, kept rolling on the next drive, this time going 60 yards on eight plays putting SJU up 14-7. Just before halftime, **Bobby Fischer** jumped in front of an errant Dunham pass and returned it 85 yards for an SJU touchdown to increase the visitor's lead to 21-7. Porfirio Diaz made a 32-yard field goal to make it 21-10 in favor of SJU at the half. While SJU started the half with turnovers, Diaz made his second field goal of the game, this time from 33 yards out. Concordia continued to take advantage of SJU's turnovers as they moved 67 yards on nine plays, ending with a 26-yard touchdown run by Baune on to tie the game at 21-21. Concordia won the overtime coin toss and elected defense first, giving SJU the ball on the 25. **Nick Schneider** pounded away with gains of 5, 12 and two yards before **John Ries** was sacked for the fifth time of the game. On third-and-goal from the 14, Ries hit **Brent Graboski** for the go-ahead touchdown. The Cobbers' Trent Johnson gained 19 yards on the home team's first offensive play of overtime, but the SJU defense tightened up the rest of the way. Baune gained two yards on first-and-goal, but was stuffed for no gain on second down. Dunham completed a one-yard pass on third down before Baune was stopped short by juniors Taylor Dammermann (Spicer, Minn./New London-Spicer) and Ben Hillman (Duluth, Minn./East) on what proved to be the game's final play. Ries posted the Johnnies' third-best single-game completion percentage (.840, 21-25) in school history. Schneider led the Johnnies with 92 yards on 21 carries, while combining with Johnson for 186 yards from scrimmage in the contest.

The Johnnies' Statistical Leaders:

Rushing	Gms.	Att.	Yds.	Avg.	TD	Long
Stephen Johnson	3	39	124	3.1	2	17
Sam Sura	1	1	59	59.0	0	59
Nick Schneider	3	19	60	3.1	2	13
Colin Moynihan	3	11	51	4.2	1	12

Passing	Gms.	Att.	Comp.	Int.	TD	Yards
Connor Bruns	3	90	55	4	5	775
John Ries	2	2	1	0	0	8
Nick Martin	3	1	1	0	1	95

Receiving	Gms.	Rec.	Yds.	Avg.	TD	Long
Josh Bungum	3	17	214	12.6	0	36
Taylor Freetly	3	16	195	12.2	1	22
Rob Voshell	3	8	104	13.0	1	56
Max Forster	3	6	140	23.3	2	42

Defense	Solo	Asst.	Total	TFL	Sack	Int.
Taylor Dammermann	20	8	28	2.0-4	---	---
Dylan Graves	16	5	21	0.5-1	---	---
Andrew Rose	9	5	14	1.0-1	---	---
Ian Goldsmith	10	3	13	1.0-1	---	1-22

A Look at Concordia-Moorhead



Concordia Head Coach Terry Horan (Concordia '89):

Horan is in his 12th season at the helm of the Cobbers. In his first 11 seasons, Horan has amassed over 70 wins and holds a .640 winning percentage. He has guided Concordia to eight top-four finishes in the MIAC in the past 10 seasons. Last season, he helped the Cobbers finish the season on a high note as they won four of their final six games. In 2007, Horan became the first coach in

school history to win 50 games in the first seven seasons as head coach. He was also the fastest coach in program history to eclipse the 40-win mark in conference games. That win record was fueled by helping guide the Cobbers to the MIAC championship in 2004 and back-to-back NCAA playoff appearances in 2004 and 2005 - the first time any Cobber football team has ever achieved back-to-back playoff appearances. He was named MIAC Coach of the Year twice (2002 and 2004) and was named the American Football Coaches Association Region Coach of the Year in 2004.

Quick Facts:

Location: Moorhead, Minn.
 Founded: 1891
 Enrollment: 2,950
 Nickname: Cobbers
 School Colors: Maroon and Gold
 Stadium: Jake Christiansen Stadium
 Affiliation: NCAA Division III
 President: Dr. Paul Dovre
 Athletic Director: Rich Glas
 Website: www.gocobbers.com
 2011 Overall Record: 6-4
 2011 MIAC Record: 4-4
 2011 MIAC Finish: T-Fifth

2011 Results:

Date	Opponent	Result
Sept. 3	Dickinson State, N.D.	W, 37-13
Sept. 10	at Buena Vista, Iowa	W, 35-14
Sept. 17	Saint John's	L, 21-28 (OT)
Sept. 24	St. Thomas	L, 30-48
Oct. 1	at Gustavus	W, 37-20
Oct. 8	at Carleton	W, 26-7
Oct. 15	Augsburg	W, 38-26
Oct. 22	at Hamline	W, 35-15
Oct. 29	Bethel	L, 13-27
Nov. 12	at St. Olaf	L, 34-49

2012 Schedule/Results:

Date	Opponent	Time/Result
Sept. 1	at Jamestown, N.D.	W, 42-26
Sept. 8	Buena Vista, Iowa	W, 38-14
Sept. 15	at St. Olaf	W, 28-14
Sept. 22	Saint John's	1 p.m.
Oct. 6	at Bethel	1 p.m.
Oct. 13	Hamline	1 p.m.
Oct. 20	at Augsburg	1 p.m.
Oct. 27	Carleton	1 p.m.
Nov. 3	St. Thomas	1 p.m.
Nov. 10	at Gustavus	1 p.m.

The Cobbers' Statistical Leaders:

Rushing	Gms.	Att.	Yds.	Avg.	TD	Long
Brett Baune	3	63	473	7.5	3	
Griffin Neal	3	32	152	4.8	1	
Luke Gotta	3	26	116	4.5	2	

Passing	Gms.	Att.	Comp.	Int.	TD	Yards
Griffin Neal	3	46	30	2	5	377
Mitch Tauer	2	3	1	0	0	8


Receiving	Gms.	Rec.	Yds.	Avg.	TD	Long
Mike Starke	3	11	82	7.5	0	
Chris Gilson	3	6	65	10.8	1	
Matt Peterson	3	5	65	13.0	1	
Ben Wolf	3	5	74	14.8	1	

Defense	Solo	Asst.	Total	TFL	Sack	Int.
Peter Hvidston	12	21	33	5.5-21	5.0-20	---
Matt Moenkedick	8	22	30	2.5-3	1.0-1	---
Jordan Doschadis	5	11	16	2.0-8	1.0-2	---
Bryce Hentges	2	13	15	0.5-0	---	---

When Saint John's Has the Ball


Saint John's Offense:

WR	23	Rob Voshell, So. (6-1, 190)
LT	74	Joe Pesch, Sr. (6-2, 275)
LG	59	Alex Jarosz, So. (6-4, 290)
C	70	Kevin Battis, Jr. (6-1, 280)
RG	73	Ben Kuhr, So. (6-8, 310)
RT	67	Jack Hedlund, Jr. (6-3, 280)
TE	81	Taylor Freetly, Sr. (6-6, 245)
WR	1	Josh Bungum, Fr. (5-9, 160)
QB	10	Connor Bruns, Jr. (6-3, 215)
RB	33	Nick Schneider, Jr. (6-0, 225)
RB	34	Stephen Johnson, Sr. (6-0, 195)



Concordia Defense:

DE	94	Paul Streich, Sr. (6-3, 240)
NG	95	Mark Wychor, Jr. (6-3, 305)
DE	90	Reed Hefta, Sr. (6-1, 255)
OLB	15	Tyler Berling, Jr. (6-2, 200)
MLB	56	Matt Moenkedick, Sr. (6-0, 215)
MLB	39	Peter Hvidston, Sr. (6-1, 220)
OLB	7	Jordan Doschadis, Sr. (6-1, 220)
CB	29	Seth Lage, Sr. (5-10, 185)
FS	27	Brent Rysdahl, Sr. (6-1, 205)
ROV	4	Bryce Hentges, Jr. (6-0, 185)
CB	3	Kenyon O'Brien, Sr. (5-9, 180)



Saint John's Special Teams:


K	1	Jimmie Mattson, Sr. (6-2, 210)
P	5	Nick Martin, Fr. (6-3, 185)
LS	11	Scott Ramey, Sr. (6-1, 215)
H	16	John Ries, Sr. (6-2, 200)
KR	23	Rob Voshell, So. (6-1, 190)
	4	Joe Johnson, Jr. (5-10, 165)
PR	23	Rob Voshell, So. (6-1, 190)
	7	Mitch Hendricks, Fr. (6-0, 170)



When Concordia Has the Ball

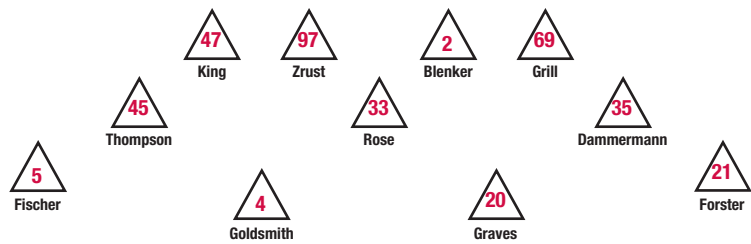
Concordia Offense:

QB	13	Griffin Neal, So. (6-4, 215)
RB	8	Matt Peterson, Jr. (6-0, 190)
FB	40	Brett Baune, Sr. (6-3, 240)
RB	18	Chris Gilson, Sr. (6-2, 200)
WR	17	Mark Whiting, Jr. (6-5, 205)
LT	77	Tom Knowlton, Sr. (6-5, 300)
LG	74	Nate Albrecht, Sr. (6-0, 280)
C	55	Tom Quist, Sr. (6-2, 255)
RG	70	Max Fuller, Sr. (6-2, 270)
RT	72	Ryan Filipek, Sr. (6-6, 290)
WR	5	Mike Starke, Sr. (6-1, 195)



Saint John's Defense:

DE	47	Jake King, Sr. (6-1, 225)
DT	97	Joe Zrust, Fr. (6-0, 305)
DT	2	Nate Blenker, Jr. (6-4, 290)
DE	69	Connor Grill, Sr. (6-3, 230)
LB	45	Maze Thompson, So. (6-2, 205)
LB	33	Andrew Rose, So. (6-2, 210)
LB	35	Taylor Dammermann, Sr. (6-1, 210)
CB	5	Bobby Fischer, Sr. (5-11, 180)
S	4	Ian Goldsmith, Sr. (6-1, 200)
S	20	Dylan Graves, Jr. (6-2, 190)
CB	21	Max Forster, Sr. (6-3, 205)



Concordia Special Teams:

K	36	Ben Wagner, Jr. (5-9, 135)
P	86	Brett Harmelink, Jr. (6-2, 185)
KR	4	Bryce Hentges, Jr. (6-0, 185)
	5	Mike Starke, Sr. (6-1, 195)
PR	4	Bryce Hentges, Jr. (6-0, 185)
	18	Chris Gilson, Sr. (6-2, 200)