



19 CONFERENCE CHAMPIONSHIPS
 11 BLACK NATIONAL CHAMPIONSHIPS
 9 SWAC WESTERN DIVISION TITLES

www.goJagSports.com | @SouthernUSports | Contact: Willie D. Scott (225) 235-8489 | willie.scott01@sus.edu

**Southern University
 vs.
 Mississippi Valley**

- August 30, 2025 | 4 PM
- Itta Bena, MS
- Rice-Totten Stadium
- (10,000)

JAGUARS/S PREVIEW

- Southern University (0-0,0-0) will face Mississippi Valley State University (0-0,0-0) on Saturday, August 30th at 4 PM inside Rice-Totten Stadium. Game will aired live on Jaguars Radio on KQXL 106.5 and will be streamed live on SWAC TV.

2025 SCHEDULE

8/23	NCCU	L, 14-31
8/30	at Miss. Valley	4PM
9/6	Alabama State	6PM
3/13	at Fresno State	TBA
9/27	Jackson State	6PM
10/11	at Bethune	4PM
10/18	Prairie View (HC)	4PM
10/25	Florida A&M	4PM
11/1	at Arkansas Pine Bluff	2PM
11/8	at Alcorn	3PM
11/15	Texas Southern	2PM
11/29	Grambling (Bayou Classic)	1PM

ON THE AIR

TV: ESPN Networks

Play by Play -
 Color Analyst -

Radio: KQXL 106.5

Play by play - Chris Powers
 Color Analyst - Pete Richardson
 Sideline Reporter -

NOTES

- The Jaguar defense returned seven starters from a year ago. The Jags were ranked in the top five in four different categories in the conference.
- Ckelby Givens has been named to every HBCU award watchlist and FCS Preseason All-American.
- Trey Holly opened his career as a Jaguar with a 100-yard performance



Record 0-1(0-0 SWAC)	Record0-0(0-0 SWAC)
Ranking.....NR	RankingNR
Last Game.....8/23/25 loss vs NCCU 14-31	Last Game.....11/23/24 loss vs AAMU 35-49
Coach.....Terrence Graves	CoachTerrell Buckley
Record at SU 10-5	Record at MVSU.....0-0

THE ALL-TIME SERIES

- Southern leads the series 40-9 over the Delta Devils
- Last meeting was Nov. 12, 2022

BY THE NUMBERS

53

There are 53 Louisiana natives on the roster for SU this year.

6

The Jaguars are on a 6 game win streak over the Delta Devils dating back to 2012





FOOTBALL QUICK FACTS

RETURNING STARTERS (OFFENSE)

NO	NAME	POS	HT	WT	YR	HOMETOWN / PREVIOUS SCHOOL
4	Darren Morris	WR	6-2	176	SR	Baton Rouge, LA Southern Lab
5	Dupree Fuller	TE	6-4	242	SR	Roseda, CA
12	Jalen Woods	QB	6-1	200	R-SO	College Park, GA Woodworth HS
25	Jason Gabriel	RB	5-8	188	SO	New Orleans, LA John Curtis HS
35	Barry Remo	RB	5-9	195	SO	Baton Rouge, LA Catholic HS
62	Juan Gonzales	OL	6-2	310	SR	New Orleans, LA McNeese State
65	Christian Garcia	OL	6-2	299	JR	Pasadena, CA
74	Bryan Wallace	OL	6-6	305	SO	Miami, FL

RETURNING STARTERS (DEFENSIVE)

NO	NAME	POS	HT	WT	YR	HOMETOWN / PREVIOUS SCHOOL
1	Ckelby Givens	DE	6-2	230	SO	Shreveport, LA Captain Shreve HS
2	Horacio Johnson	S	6-0	195	JR	Miami, FL Booker T. Washington HS
4	Elijah West	S	6-4	188	JR	Albany, GA
21	Herman Brister III	S	6-2	199	R-SO	Baton Rouge, LA Southern Lab
32	Vincent Paige, Jr	LB	6-2	235	Sr.	Denton, TX Kilgore CC

RETURNING STARTERS (SPECIALISTS)

NO	NAME	POS	HT	WT	YR	HOMETOWN / PREVIOUS SCHOOL
25	Jason Gabriel	RS	5-8	188	SO	New Orleans, LA John Curtis HS

2023 SCHEDULE / RESULTS

Date	Opponent	Result
9.2	at Alabama State	L, 10-14
9.9	Jackson State	L, 14-27
9.16	Alabama A&M	W, 20-10
9.31	at Arkansas Pine Bluff	W, 27-0
10.7	at Florida A&M	L, 19-26
10.14	Lincoln University (HC)	W, 45-18
10.21	at Bethune-Cookman	W, 28-18
10.28	Texas Southern	W, 23-17
11.4	at Alcorn State	L, 21-44
11.11	Prairie View A&M	L, 21-27
11.25	at Grambling	W, 27-22

RETURNING LEADERS (OFFENSE)

RUSHING	Att	Yds	TD
Barry Remo	10	137	2

PASSING	C-A-I	Yds	TD
Jalen Woods	38-66-3	541	4

RECEIVING	Rec	Yds	TD
Darren Morris	37	545	3
Dupree Fuller	30	370	2
Jermaine Minor	16	211	1

2024 SCHEDULE / RESULTS

Date	Opponent	Result
8.31	at McNeese State	L, 7-21
9.7	Savannah State	W, 42-10
9.14	at Jackson State	L, 15-33
9.21	at Prairie View A&M	W, 31-24
10.5	Nicholls	L, 7-51
10.12	at Texas Southern	W, 22-19
10.19	Alcorn State (HC)	W, 24-14
10.26	at Florida A&M	L, 6-24
11.2	at Alabama A&M	W, 25-20
11.9	Bethune-Cookman	W, 25-23
11.16	Arkansas Pine Bluff	W, 31-9
11.30	Grambling State	W, 24-14

RETURNING LEADERS (DEFENSE)

TACKLES	Solo	Asst	Total
Vincent Paige	39	45	84
Horacio Johnson	46	28	74
Ckelby Givens	42	31	73
Herman Brister III	32	30	62

SACKS	No	Yds
Ckelby Givens	12	46
Vincent Paige, Jr	4.5	27

TACKLES FOR LOSS	No	Yds
Ckelby Givens	27.5	99
Vincent Paige, Jr	10.5	40
Herman Brister III	4.0	7

INT	No	Yds	TD
Herman Brister III	2	48	0
Horacio Johnson	2	41	0

UNIVERSITY INFORMATION

QUICK FACTS	
Location	Baton Rouge, LA
Founded	1880
Enrollment	7,091
Nickname	Jaguars
Colors	Columbia Blue & Gold
Conferece	Southwestern Athletic (SWAC)
Affiliation	NCAA Division I
Chancellor	John Pierre
Athletic Director	Roman Banks
Senior Woman Administrator	Lashonda Stirgus
Faculty Athletic Representative	Tanginika Johnson
Office Phone	(225) 771-2721
Website	gojagsports.com

SPORTS INFORMATION STAFF

Deputy AD	Rodney Kirschner
Office	(225) 771-5609
Email	rodney_kirschner@subrc.edu

Director of Media Realtions	Willie D. Scott
Office	(225) 771-3495
Email	willie.scott01@sus.edu

Asst Sports Info	Samuel Hemmings
Office	(225) 771-3495
Email	samuel.hemmings01@sus.edu

COACHING STAFF

Head Coach	Terrence Graves
Alma Mater	Winston Salem (1994)
Record at Southern	9-5
Offensive Coordinator	Mark Frederick
Defensive Coordinator	Henry Miller
Quarterbacks	Fred McNair
Offensive Line	Damon Nivens
Running Backs	Marcus Bradley
Wide Receivers	Quentin Burrell
Special Teams Coordinator	Everett Todd
Defensive Line	Demarcus Miller
Linebackers	Chris Scott
Nickels	Kaleb Williams

SUPPORT STAFF

Director of Football Operation	Ricky Jackson
Recruiting Coordinator	Ricky Jackson
Football Sports Information Contact	Willie D. Scott
Travel Coordinator	Candace Donaldson
Video Coordinator	Noreal Townsend
Director of Sports Medicine	Dr. Jessica Robinson
Strength and Conditioning	Randall Moore
Equipment Director	Theo Major
Front Office Administrator	Mandy Mckinsey
Director of Digital Content	Garrett Edgerston
Football Replay Coordinator	Samuel Hemmings

TEAM INFORMATION

2022 Record	8-3
Conference Record	7-1
Conference Finish	West Division Champions
Postseason	SWAC Championship Game
Final National Ranking	None
Starters Returning / Lost	18/ 10
All-Time Record	591-374-25, (1,617)
First Year of Football	1916 (106 seasons)
Conference Championships	19



MEDIA SERVICES

STRATEGIC COMMUNICATIONS

The Southern University Strategic Communications Office is ready to assist you in every way possible to make the experience of covering SU Athletics productive and rewarding. For this reason, we have developed policies and procedures which will require cooperation on the part of the media. Not complying with these policies will result in the refusal of credentials/access.

INTERVIEW POLICIES

ALL interviews must be coordinated through the Southern University Strategic Communications Office and must be requested at least two days (48 hours) in advance. Player or coach interviews should be requested through the media contact for each sport. Team locker rooms and the training room is off limits to media representatives at all times. Media may not contact current student-athletes directly under any circumstances.

OFFICE LOCATION

The Southern University Strategic Communications Office is located on the First Floor of FG Clark Activity Center Romm A-108 B. Regular office hours are 9 a.m.-5 p.m., Monday-Friday. The main office phone number 225.771.3495.

WEEKLY PRESS OPPORTUNITY

Southern head coach Terrence Graves and selected players will meet with the media each Tuesday at 12 p.m. during the season. Request for specific players should be made to the Strategic Communications Office on Sunday afternoon prior to the press opportunity.

INTERVIEWS

All interview request for coach Terrence Graves, any Southern assistant coaches and players must be coordinated through the Strategic Communications Office.

Players are available for interviews, either in person or on the phone, before or after practice Sunday through Thursday. In order to arrange for player interviews, please provide 24 hours notice to the Strategic Communications Office. Player Interviews may be conducted in the SU Field House or in the Strategic Communications Office. The Southern training room, football locker room, weight room and meeting rooms are off-limits to the media. Your cooperation is appreciated.

For telephone interviews, the student-athlete will be placed on a three-way call at a mutually-agreed upon time. Phone numbers of student-athletes will not be made available to the media.

For interviews with head coach Terrence Graves and/or Southern assistant coaches, please contact the Strategic Communications Office. The best time for coach Terrence Graves to conduct interviews is weekday mornings.

WEBSITE

Updated statistics, game recaps, weekly and daily releases, player and coaches' bios, historical, broadcast and ticket information can be found on the official Southern University Athletic Website at www.gojagsports.com. Media outlets are encouraged to check the website regularly for the latest athletics news.

VIDEO SERVICES

Requests for video footage of Southern University football should be made to the Strategic Communications Office. They will work with the Southern video coordinator and his staff to fill specific requests. Please allow a minimum of three days lead time for video requests.

ACCESSING INFORMATION

In addition to the Southern University Athletics website (www.gojagsports.com), the latest news, weekly releases, updated depth charts, rosters and season and single game statistics can be sent on a daily or weekly basis via e-mail. Contact the Strategic Communications office to request to be added to the football e-mail list.

CREDENTIAL REQUESTS

All requests for media, radio, television, photography, scouting and parking credentials for the 20120 Southern University Football season, or for any individual game, should be made in writing, on company letterhead or via e-mail (company name in address), to the Strategic Communications office. Requests should be made at least one week prior to the game. Individual game credentials will not be mailed, but can be picked up in the Sports Information Office the week of the game. Credentials will not be given out in the SID Office on game day.

WILL CALL

Any media credentials not picked up during the week a will be available at A.W. Mumford Press Box from 12PM - 1 PM.

PRESS BOX SERVICES

The press box, located on west side of A.W. Mumford Stadium and opens three hours prior to game time.

Meals will be served in the press box at halftime. Sodas and water will be available throughout the game.

Game notes, programs, a flip card and statistics will be provided prior to the game. Play-by-play and quick statistics, final team, individual and defensive statistics, drive charts and coaches' quotes also will be provided. Complete sets of information will be available approximately 20 minutes after the game.

POST GAME INTERVIEWS

Southern head coach Terrence Graves and requested players will be available in the post game interview approximately 10 minutes after the game. Southern post-game interviews will take place in the Southern University Weight Room.



DIRECTIONS

From New Orleans, LA and South Baton Rouge, LA
Head West on I-10 W 54.1 mi/48 mins
Take exit 155B to merge onto I-110 N toward Downtown/
Metro Airport 6.3 mi/7 mins
Take exit 6 for LA-408 W toward Metro Airport/Southern
University 0.6 mi/2mins
Turn left at Harding Blvd/LA-408 W 2.1 mi/6mins
Harding Blvd/LA-408 W turns slightly right and becomes
College Drive 0.2 mi
Turn right at Roosevelt Steptoe Ave 0.2 mi

From Houston, TX and West Baton Rouge, LA
Head East on I-10 E (Entering Louisiana) (283 mi/3 hours 59
mins)
Take exit 155B on the left to merge onto I-110 N toward
Business (6.3 mi/7 mins)
District/Metro Airport
Take exit 6 for LA-408 W toward Metro Airport/Southern
University (0.6 mi/2 mins)
Turn left at Harding Blvd/LA-408 W (2.1 mi/6 mins)
Harding Blvd/LA-408 W turns slightly right and becomes
College Drive 0.2 mi
Turn right at Roosevelt Steptoe Ave (0.2 mi)

From Shreveport, LA and North Baton Rouge, LA
1. Head South on I-49 S (178 mi/2 hours 35 mins)
Take exit 19 for US-190 E toward Baton Rouge (0.6 mi/1 min)
Turn left at US-190 E (54.7 mi/1 hour 13 mins)
Take the exit toward New Orleans (0.2 mi)
Sharp left at Scenci Hwy (1.0 mi/3 mins)
Turn left at Scenic Hwy (1.0 mi/3mins)
Harding Blvd/A-408 turns slightly right and becomes College
Drive (0.2 mi)
Turn right at Roosevelt Steptoe Ave (0.2 mi)

STRATEGIC COMMUNICATIONS

Deputy AD	Rodney Kirschner
Office	(225) 771-5609
Email	rodney_kirschner@subr.edu

Sports Information Director	Willie D. Scott
Office	(225) 771-3495
Email	willie.scott01@sus.edu

Asst Sports Information Director	Samuel Hemmings
Office	(225) 771-3495
Email	samuel.hemmings01@sus.edu



WEEK ONE

MEDIA INFORMATION

Sunday	Monday	Tuesday	Wednesday	Thursday	Friday	Saturday
Access CLOSED	Access OFF SWAC Teleconference 10a - Noon (CT) Graves at 11:35	Access OPEN Weekly Press Confer- ence -12:30 Practice - 3:30p-5:30p	Access OPEN Practice - 3:30p-5:30p	Access CLOSED Practice - 3:30p-5:30p	Access CLOSED WALKTHROUGH	GAMEDAY

ATHLETIC MEDIA

- **Print/TV/Radio/Online Media:** One season pass will be issued to individuals, identified by the news organization, that cover Southern University on a regular basis. Please send media requests to the Sports Information Department at willie.scott01@sus.edu. Requests must be submitted at least 48 hours prior to the event.
- **Photographers:** Game passes to photographers will be given to working press only. Any photos taken at a SU sporting event can be used by the Sports Information Department for current or future use. Photographers must agree to this standard working an SU sporting event.
- **Game Services:** Prior to the game, fact sheets, statistics, media guides and/or game programs will be available to the media on press row. Game statistics will be distributed during media timeouts, at halftime and following the game. **Please remember that press row is a working press area and that there is absolutely no cheering or excessive noise allowed. Those who do not adhere to the rule will be asked to leave the press box or press row.**
- **Interview Policies:** SU student-athletes and coaches will be available for interviews throughout the season. All interviews must be cleared and scheduled through the Sports Information office.
- **Practice Coverage:** Media members are generally welcome to attend practice sessions but must check-in with the SU Sports Information office prior to attending. Interviews should be conducted at least 15 minutes prior to the beginning of practice. Requested coaches and players will be available to the media after a brief cooling-off period following each game.

SWAC TELECONFERENCE

The weekly head football coaches teleconference for the SWAC will begin Tuesday, August 26th running each Monday until November 29th.

Scheduled between 10 a.m. and noon Central Time, Coach Graves will be the tenth person on the call, following Jackson State at 11:35.

WHAT TO CALL US

Please use Southern University on first reference. Afterwards you may use Southern, SU or Jaguars.

Please refrain from any other variations or shortening of our nickname.

A.W. MUMFORD STADIUM



A.W. Mumford Stadium is a 28,500 seat multi-purpose stadium on the campus of Southern University in Baton Rouge, LA. It opened in 1928 and is home to the Jaguars football team as well as the Southern men's and women's track and field teams.

The stadium is named after coach Arnett W. "Ace" Mumford who holds the record for most wins in SU football history, who coached the Jaguars from 1936-42 and 1944-61.

Almost 8 decades later, Mumford stadium has seen many changes. In 1938, SU built a grandstand on the west side that included dormitories. In the 1960's the dormitories were converted into team meeting spaces and locker rooms. Another expansion for more seats and better lighting started in 1977 and forced the Jaguars off campus to use nearby Memorial Stadium for home games. The project was completed in 1982 and University Stadium was then renamed to A. W. Mumford Stadium.

A \$6.75 million renovation begun on A. W. Mumford Stadium's west side in 2000. With a double-decked press box that included two elevators, seven suites, additional restrooms, working press area, radio booths, coaching booths and camera decks.

In 2009 the north end zone addition known as the A.W. "Ace" Fieldhouse was completed adding an additional 2,300 seats along with an administrative offices, athletic training room, weight room, conference and meeting rooms, coaching offices, end zone suites, Track and field locker rooms, equipment room, laundry room, storage space and football locker room that allowed the Jaguars to move from the F.G. Clark Activity Center.

In 2016 UBU Sports synthetic field turf was installed. Southern students and the Human Jukebox sit on the west side of the stadium.



WEEK ONE

TWO DEEP CHART



2025 SOUTHERN UNIVERSITY DEPTH CHART

OFFENSE

QB

2 Jalen Woods (SO – Atlanta, GA)
0 Cam’Ron McCoy (JR – St Louis, MO)

LT

68 Jerron Lewis (RJR - Baton Rouge, LA)
78 James Wright (SO - Centerville, TX)

LG

65 Christian Garcia (JR- Pasadena, CA)
66 Mikyal Trotter (JR – Laurel, MS)

C

62 Juan Gonzales (JR- New Orleans, LA)
70 Jarvis Brookshire (FR – Baton Rouge, LA)

RG

77 Antonio Sanders (SR – Hawkins, GA)
55 Joshua Trask (SR – Natchez, MS)

RT

74 Bryan Wallace (SO – Miami, FL)
57 Clifton Webb (FR- Zachary, LA)

TE

5 Dupree Fuller (SR- Roseda, CA)
84 Jermaine Minor (JR- Alexandria, LA)

RB

6 Trey Holly (SO – Farmersville, LA)
7 Mike Franklin (SR – Daphne, AL)

X

4 Darren Morris (JR- Baton Rouge, LA)
18 Malachi Jackson (JR – Atlanta, GA)

H

14 Kobe Brown (SO – St. James, LA)
88 Damien Knighten (SO - Baton Rouge, LA)

Z

17 Cam Jefferson (RSO – Bossier City, LA)
16 Herman Batiste (SO – West Feliciana, LA)

DEFENSE

DE

1 Ckelby Givens (JR- Shreveport, LA)
48 Kai Brown (JR – New Orleans, LA)

DT

94 Zac Yassine (SR – Sugar Land, TX)
93 Darren Scott (JR – Folsom, CA)

DT

67 Jayden Rogers (SO – Plaquemine, LA)
93 De’Myrion Johnson (RFR – New Iberia, LA)

DE

58 Jerome Wallace (JR – Miami, FL)
59 Lance Joseph (RSO – New Orleans, LA)

MIKE

0 Vincent Page Jr (JR- Denton, TX)
34 Greyson Lafluer (SR – Baton Rouge, LA)

WILL

33 Mike Jones (RSR – Houston, TX)
46 Markeis Batiste (SO – Baton Rouge, LA)

Nickel

4 Elijah West (JR- Albany, GA)
28 Kiamari Murray (SO – Lafayette, LA)

CB

5 Treylan James (JR- Baton Rouge, LA)
13 Eric Reed Jr (RSO – Shreveport, LA)

S

3 Herman Brister III (RFR- Baton Rouge, LA)
26 Ty Lee (FR- Lafayette, LA)

S

2 Horacio Johnson (JR- Miami, FL)
6 Xavier Spencer (SR – Leesville, LA)

CB

7 Xavier Franks (GR – Magee, MS)
27 Chris Hall (RSO – Atlanta, GA)

SPECIALIST

K

38 Nathan Zimmer (FR – Zachary, LA)
40 Kenny Pham (JR- Port Arthur, TX)

P

40 Kenny Pham (JR – Port Arthur, TX)
38 Nathan Zimmer (FR – Zachary, LA)

LS

39 Connor Perritt (SO – Winnsboro, LA)
51 Camron McCall (FR – New Orleans, LA)



WEEK ONE

2023 SWAC STANDINGS

<i>EAST</i>	<i>SWAC</i>	<i>Overall</i>
Florida A&M	0-0	0-0
Jackson State	0-0	0-0
Alabama State	0-0	0-0
Alabama A&M	0-0	0-0
Mississippi Valley	0-0	0-0
BethuneCookman	0-0	0-0
<i>WEST</i>	<i>SWAC</i>	<i>Overall</i>
Southern	0-0	0-1
Alcorn State	0-0	0-0
Grambling State	0-0	0-0
Prairie View A&M	0-0	0-0
Texas Southern	0-0	0-0
UAPB	0-0	0-0

FCS RANKINGS

1. North Dakota St (25)
2. Montana State
3. South Dakota State
4. Montana State
5. UIW
6. Illinois State
7. Montana
8. UC Davis
9. Rhode Island
10. Tarleton State
11. Mercer
12. Idaho
13. Villanova
14. Lehigh
15. Sacramento State
16. Abilene Christian
17. Jackson State
18. Western Carolina
19. North Arizona
20. Southern Illinois
21. Tennessee Tech
22. Monmouth
23. Stephen F. Austin
24. Stony Brook
25. Richmond

LAST TIME OUT...

ATLANTA, GA - A tale of two halves, where the Jaguars electrifying start in the first half, but came out dry in the second half, dropping their season opener 31-14 to North Carolina Central on Saturday night at Center Parc Stadium in front of 16,191 fans.

The game started explosively, with both teams trading long touchdown runs in the first quarter, capped by an 80-yard TD run by sophomore running back Trey Holly with 3:19 left in the first half. Southern showcased explosive talent in Holly (116 yards, 1 TD) and Cam’Ron McCoy (108 rushing yards, 69-yard TD run), but offensive drives stalled after halftime.

Defensively, Southern’s Horacio Johnson tallied 11 tackles, while Vincent Paige Jr. added nine tackles and a tackle for a two-yard loss.

HIGHLIGHTS FROM THE GAME

The Jaguars’ offensive line held their own in their first appearance in the 2025 season.

The Jaguars quarterback rushed for over 100 yards.

Holly and Mike Franklin showed that they earned the nickname “Thunder & Lightning” with a balanced rushing attack, showing power and slashing runs.

PRONUNCIATION GUIDE

PLAYERS

- #1 Kkelby Givens - Kelbee
- #2 Horacio Johnson - Hor-Ray-Cio





MEDIA SERVICES

TRACKING THE OPPONENTS



North Carolina Central
2024 Record: 8-3
Head Coach:
Location:

nccueaglepride.com
Conference Record: 0-0
Trei Oliver (8th Year)
Durham, N.C.



Mississippi Valley
2024 Record: 1-11
Head Coach:
Location:

mvsusports.com
Conference Record: 0-0
Terrell Buckley (1st Year)
Itta Bena, MS



Alabama State
2024 Record: 7-5
Head Coach:
Location:

bamastatesports.com
Conference Record: 0-0
Eddie Robinson, Jr (4th Year)
Montgomery, AL



Fresno State
2024 Record: 6-7
Head Coach:
Location:

gobulldogs.com
Conference Record: 0-0
Matt Entz (1st Year)
Fresno, CA



Jackson State
2024 Record: 12-2
Head Coach:
Location:

gojsutigers.com
Conference Record: 0-0
T.C. Taylor (3rd Year)
Jackson, MS



Bethune-Cookman
2024 Record: 2-10
Head Coach:
Location:

bcuathletics.com
Conference Record: 0-0
Raymond Woodie Jr (2nd Year)
Daytona Beach, FL



Prairie View
2024 Record: 5-7
Head Coach:
Location:

pvpantthers.com
Conference Record: 0-0
Tremaine Jackson (1st Year)
Prairie View, TX



Florida A&M
2024 Record: 7-5
Head Coach:
Location:

famuathletics.com
Conference Record: 0-0
James Colzie III (2nd Year)
Tallahassee, FL



Arkansas Pine Bluff
2024 Record: 3-9
Head Coach:
Location:

uapblionsroar.com
Conference Record: 0-0
Alonzo Hampton (2nd Year)
Pine Bluff, AK



Alcorn State
2024 Record: 6-6
Head Coach:
Location:

alcornsports.com
Conference Record: 0-0
Cedric Thomas (2nd Year)
Lorman, MS



Texas Southern
2024 Record: 5-6
Head Coach:
Location:


uapblionsroar.com
Conference Record: 0-0
Chris Dishman (2nd Year)
Houston, TX



Grambling State
2022 Record: 5-6
Head Coach:
Location:

gsutigers.com
Conference Record: 0-0
Mickey Joseph (2nd Year)
Grambling, Louisiana

2022 BROADCAST SCHEDULE



DATE	OPPONENT	TIME	RADIO	TV
8.23	North Carolina Central	7:30 pm		
8.30	at Mississippi Valley	4:00 pm		
9.6	Alabama State	6:00 pm		
9.13	at Fresno State	TBA		
9.27	Jackson State*	6:00 pm		
10.11	Bethune-Cookman*	4:00 pm		
10.18	Prairie View**	4:00 pm		
10.25	at Florida A&M*	4:00 pm		
11.1	at Arkansas Pine Bluff*	2:00 pm		
11.8	at Alcorn State*	2:00 pm		
11.15	Texas Southern*	2:00 pm		
11.29	Grambling*+	1:00 pm		

FUTURE SCHEDULES

All dates are subject to change

2026
Sept. 2026 at Houston

- * - Confernce games
- ^ - Homecoming 2025
- + - 52nd Annual Bayou Classic

No.	Name	Pos.	Ht.	Wt.	Cl.	Hometown (previous school)
0	CAM'RON MCCOY	QB	6-2	195	JR	ST LOUIS, MO (JACKSON STATE)
0	VINCENT PAIGE, JR	LB	6-1	225	SR	DENTON, TX (KILGORE CC)
1	CKELBY GIVENS	DE	6-3	250	JR	SHREVEPORT, LA (CAPTAIN SHREVE HS)
2	JALEN WOODS	QB	6-1	200	FR	COLLEGE PARK, GA (WOODWARD HS)
2	HORACIO JOHNSON	DB	6-0	195	GR	MIAMI, FL (BOOKER T. WASHINGTON HS)
3	HERMAN BRISTER III	S	6-2	199	SO	BATON ROUGE, LA (SOUTHERN LAB)
3	DILLON COMPTON	QB	6-1	200	FR	BUNKIE, LA (BUNKIE HS)
4	DARREN MORRIS	WR	6-2	185	JR	BATON ROUGE, LA (SOUTHERN LAB)
4	ELIJAH WEST	S	6-1	188	JR	ALBANY, GA
5	DUPREE FULLER	TE	6-3	225	GR	ROJEDA, CA (LA VALLEY CC)
5	TREYLAN JAMES	S	6-3	190	SO	BATON ROUGE, LA
6	TREY HOLLY	RB	5-9	190	SO	FARMERVILLE, LA (LSU)
6	XAVIER SPENCER	CB	6-2	195	GR	LEESVILLE, LA
7	MICHEAL FRANKLIN	RB	6-2	225	SR	DAPHINE, AL
7	XAVIER FRANKS	CB	6-3	200	GR	MAGEE, MS
8	KHALIL HARRIS	WR	5-9	180	SR	QUEENS, NY
9	JAMARI JONES	QB	6-2	215	SR	FANNIN, MS
9	JAMARLO CAMPBELL	LB	6-2	223	JR	GOODYEAR, AZ
10	PRINCETON CAHEE	RB	5-10	190	SO	LAFAYETTE, LA
11	JARROD HICKS	WR	5-10	170	R-FR	KILLEEN, TX
12	KHAMANI HICKMAN	DB	5-10	180		DACULA, GA
13	ERIC REED, JR	CB	6-2	188	GR	SHREVEPORT, LA
14	KOBE BROWN	WR	5-10	175	SO	ST. JAMES, LA
15	TY LEE	S	5-11	190	R-FR	LAFAYETTE, LA
15	ASHTON STROTHER	QB	6-2	210	JR	MEMPHIS, TN (COAHOMA CC)
16	HERMAN BATISTE	WR	6-0	190	FR	JACKSON, LA
17	CAMERON JEFFERSON	WR	5-10	190	SO	SHREVEPORT, LA
18	MALACHI JACKSON	WR	6-2	200	JR	MCNAIR, GA
20	CHRISTIAN SMITH	RB	5-9	195	SO	AMITE, LA (ALCORN)
21	CAYDEN JONES	CB	6-0	190	FR	BATON ROUGE, LA
22	AMARIYON ASBERRY	RB	6-0	210	FR	BATON ROUGE, LA (SOUTHERN LAB)
23	LANDON CARTER	CB	6-2	199	R-FR	PLAQUEMINE, LA (PLAQUEMINE HS)
24	MICHEAL WILLIAMS II	CB	5-11	190	SO	BROWNBURG, IN
25	JASON GABRIEL	RB	5-8	190	R-FR	NEW ORLEANS, LA
26	TYRIK BRIGALIA	S	5-11	185	FR	NEW ORLEANS, LA

27	CHRISTOPHER HALL	CB	6-0	185	SO	COLLEGE PARK, GA
28	KIAMARY MURRAY	CB	6-2	188	SO	BATON ROUGE, LA (MADISON PREP)
29	ANTONIO DYSON	CB	5-11	170	SO	BATON ROUGE, LA
30	ZACCHEUS COOPER	RB	5-10	210	R-FR	SCOTTSDALE, AZ
31	CODY MORRIS	S	6-0	175	FR	NEW ORLEANS, LA
32	JEREMIAH COLEMAN	LB	6-0	200	FR	BATON ROUGE, LA
33	MICHAEL JONES JR	LB	6-1	230	SR	HOUSTON, TX (KILGORE CC)
34	GREYSON LAFLEUR	LB	6-0	220	SR	BATON ROUGE, LA (COLLEGE OF THE DESSERT)
35	BARRY REMO	RB	5-9	195	SO	BATON ROUGE, LA (CATHOLIC HS)
36	RICKY BRUTUS	LB	6-0	225	GR	METHUEN, MA
37	PATRICK SPILLER	S	6-0	190	FR	HOUSTON, TX
38	NATHAN ZIMMER	K/P	6-2	200	FR	CENTRAL, LA (CENTRAL HS)
39	CONNER PERRITT	LS	6-0	205	SO	WINNSBORO, LA
40	KENNY PHAM	P/K	5-10	177	JR	PORT ARTHUR, TX
41	JYLON JACKSON	CB			FR	FRANKLIN, LA
42	DEMETRIOS WALKER II	DE	6-3	256	SR	KANSAS CITY, MO
45	CHRISTIAN DOYLE	LB			FR	NEW ORLEANS, LA
46	MARKEIS BATISTE	LB	6-2	210	SO	BATON ROUGE, LA (MADISON PREP ACAD)
47	MARQUETTE DUNCAN	S	5-11	185	FR	BATON ROUGE, LA (SOUTHERN LAB HS)
48	KAI BROWN	DE	6-3	250	JR	NEW ORLEANS, LA
49	MICHEAL THOMAS JR	LB	5-10	230	SO	NEW ORLEANS, LA (DE LA SALLE HS)
50	EDWIN WILSON	OL	6-5	303	R-FR	KENTWOOD, LA (KENTWOOD HS)
51	CAMRON MCCALL	LS	5-9	250	FR	NEW ORLEANS, LA (ST AUGUSTINE HS)
52	JUSTIN HILLARD	DE	6-3	254	SO	CENTRAL, LA (CENTRAL HS)
54	KADAVIOUS MAYS	LB	5-11	205	FR	CENTRAL, LA (CENTRAL HS)
55	JOSHUA TRASK JR	OL	6-5	315	GR	NATCHEZ, MS (COPHIA-LINCOLN CC)
56	MASON WARREN	LB	6-0	222	R-FR	BATON ROUGE, LA
57	CLIFTON WEBB	OL	6-3	300	FR	ZACHARY, LA (ZACHARY HS)
58	JEROME WALLACE	DT	6-3	278	JR	MIAMI, FL
59	LANCE JOSEPH	DE	6-2	235	SO	NEW ORLEANS, LA (DE LA SALLE HS)
60	RAUL AGUILAR	OL	6-5	330	SO	SCOTTSDALE, AZ
62	JUAN GONZALES	OL	6-3	315	SR	NEW ORLEANS, LA
63	CARLOUS GRIFFIN	DL	6-2	260	JR	MANSFIELD, LA (MANSFIELD HS)
65	CHRISTIAN GARCIA	OL	6-2	299	SR	PASEDNA, CA
66	MIKYAL TROTTER	OL	6-2	305	JR	LAUREL, MS
67	JAYDEN ROGERS	DT	6-2	375	SO	PLAQUEMINE, LA (PLAQUEMINE HS)

68	JERON LEWIS	OL	6-4	340	SO	BATON ROUGE, LA (WOODLAWN HS)
69	SHANE GARDNER	OL	6-1	275	R-FR	HAMMOND, LA
70	JARVIS BROOKSHIRE	OL	6-2	275	FR	BATON ROUGE, LA
73	TREMYNE HART	OL	6-3	302	R-FR	PALM BEACH, FL
74	BRYAN WALLACE	OL	6-3	305	SO	MIAMI, FL
77	ANTONIO SANDERS	OL	6-5	300	JR	HAWKINS, GA (GEORGIA MILITARY COLLEGE)
78	JAMES WRIGHT	OL	6-4	315	SO	CENTERVILLE, TX
80	ZACKEUS MALVEAUX	WR	5-11	180	FR	OPELOUSAS, LA
81	JORDAN DUPRE	WR	5-10	164	JR	BATON ROUGE, LA (DUNHAM HS)
82	DAYLON WILLIAMS	WR				
83	JEREMIAH VALDRY	WR	6-3	215	FR	OPELOUSAS, LA
84	JERMAINE MINOR JR	TE	6-5	225	R-JR	ALEXANDRIA, LA (ARK. TECH)
85	CARNELL WEATHERSPOON	WR	6-1	190	R-FR	
86	DAVID PRINCE	TE	6-4	230	R-FR	BRUNSWICK, GA (GEORGIA TECH)
87	DAVONTAE BROWN	TE	6-3	215	FR	OPELOUSAS, LA
88	DAMIEN KNIGHTEN	WR	5-10	178	SO	BATON ROUGE, LA (SCOTLANDVILLE HS)
89	HUBERT CALISTE	TE	6-5	232	R-FR	NEW ORLEANS, LA (ST AUGUSTINE HS)
90	ROBERT WASHINGTON	DT	6-3	300		
91	ZAC YASSINE	DT	6-1	285	SR	SUGARLAND, TX (LAMAR)
92	JOHNATHAN FORD	DT	6-2	260	FR	OPELOUSAS, LA
93	DARREN SCOTT	DT	6-3	260	JR	FOLSOM, CA
94	SEAN HAMILTON	DT	6-2	270	FR	ZACHARY, LA (ZACHARY HS)
95	HABIB BELLO	DT	6-3	315	JR	BENSENVILLE, IL
96	SUKARIC MITCHELL	DE	6-3	180	SO	NEW IBERIA, LA (WESTGATE HS)
97	DE'MYRION JOHNSON	DT	6-2	290	SO	NEW IBERIA, LA
98	LYNDON VALLERY	DE	6-3	230	FR	NEW ORLEANS, LA



TERRENCE GRAVES

HEAD COACH

Terrence Graves is a 31-year veteran in the collegiate football and is entering his third season at Southern University and first season as the Jaguars Head Coach.

During the 2023 season Coach Graves made history becoming the first head coach to win the annual bayou classic as the interim head coach for both schools.

Before being named the Interim Head Coach, Graves was the Assistant Head Coach/Special Teams Coordinator and linebackers coach for the past two seasons on the bluff.

Before Southern Graves was a member of the football staff at Grambling State University as the linebackers and special teams coordinator and most recently the Interim Head Coach leading the Tigers to a Bayou Classic Victory of the Jaguars. Prior to his arrival at Grambling, Graves spent four years at Mississippi Valley State University as the Assistant Head Coach and Linebackers Coach. The Norfolk, Va., native later became the Pass Defensive Coordinator in 2012- 2014. In 2013, Graves would later serve as the Interim Head Football Coach at the end of the season. During his stint at MVSU, Graves was instrumental in constructing some of the best defenses in the SWAC and NCAA. MVSU was ranked No. 1 SWAC and No. 4 nationally in total defense. They also led the SWAC and NCAA in tackles for loss. In 2013, MVSU led the SWAC in interceptions and finished eighth the NCAA.

Prior to his time at MVSU, Graves spent 15 years at Southern University under the legendary Coach Pete Richardson. During his time with the Jaguars, he assisted the team with three SWAC Championships and four HBCU National Championships. He was the Co-Defensive Coordinator from 2000-2002. In 2001, Southern led the SWAC in total defense and scoring defense and led the NCAA in turnovers. The football program also finished eighth nationally in total defense. From 2005- 2009, Graves served as the Defensive Coordinator at Southern. In 2009, the Jaguars' defense led the SWAC in turnover margin and ranked number No. 2 nationally. In 2007, Graves led Southern to a NCAA Top 25 Defense, which led the SWAC in pass defense efficiency.

In 2003, Graves served as the Defensive Coordinator and Linebackers Coach at Norfolk State, where he coached All-MEAC 1st Team and FCS All-American linebacker Kevin Talley. Talley still holds the NCAA record in tackles in a single season (195). That same year, Graves' defense led the MEAC in pass defense and was ranked No. 2 in the NCAA.

Graves played as a true freshman at Wake Forest University before transferring to Winston-Salem State University, where he was a part of two CIAA Conference Championships (1990 and 1991). He was an HBCU Pre-season All-American and a 1st Team All-CIAA Defensive Back in 1992. He finished No. 2 in the conference and No. 5 nationally in interceptions. Graves finished his career with 12 interceptions.

Graves is a 1994 graduate of Winston-Salem State University. He earned a degree in Political Science/History and is currently finishing his master's degree in social science at Grambling State.

Graves has been a member of the American Football Coaches Association since 1995. He is also a member of Phi Beta Sigma Fraternity, Inc. He is also a member of Garden of Prayer Worship Center COGIC. Graves is a proud father to China, his daughter, and a grandfather of two grandchildren.



ASSISTANT COACHES



MARK FREDERICK *OFFENSIVE COORDINATOR*

Mark Frederick is entering his first season on the bluff as and will serve as the Offensive Coordinator / Running Backs Coach.

Frederick previously served as the Assistant Head Coach/Offensive Coordinator for Prairie View A&M. He oversaw an offense that was instrumental in earning the 2021 and 2023 SWAC Western Division Championship titles.

During his time with the Panthers, he helped develop former RB Dawonya Tucker post back-to-back 1,000-yard rushing seasons, the first by a Panther football player since 2014. Tucker also had back-to-back 200-yard rushing games, including a season-high 245 yards at Sam Houston. Tucker also achieved a school and career-high mark of 263 yards against Grambling State (9/28/19) in his final season as a Panther.

Additionally, he oversaw the continued development of H-back Jordan Jones, who blossomed into an All-SWAC performer with 497 yards receiving and four scores before landing with the Green Bay Packers.

He spent 2017 in his second stint at Southern, serving as wide receivers coach. Last season, freshman Jamar Washington led the Jaguars in receptions while ranking second in both receiving yards and touchdown receptions.

At Arkansas-Pine Bluff in 2016, Frederick tutored one of the conference's top-receiving duos in Willie Young and Cody Swain. They both finished in the top 5 in the conference in Receiving Yards and Receptions per game. Young was voted to the All-Conference team while compiling 70 receptions for nearly 1,000 yards.

Before arriving at Pine Bluff, Frederick was the Offensive Coordinator/Assistant Head Coach at Lincoln University in Missouri for 5 years. Under Frederick's watch at Lincoln, the Blue Tiger's offense emerged as one of the best in school history, breaking numerous offensive records over the years. His system, known as the "Gumbo O" offense, resulted in one of the most prolific passing attacks in program history. In 2015, his offense set records for most completions in a season (242), and most passing yards in a season (2,842). During the 2014 season, his offense broke 11 more records. Khiry Draine ended the best season ever for a Lincoln receiver, as he caught 60 passes for 1,011 yards. Draine, who became Lincoln's first-ever 1,000-yard receiver, also broke the single-season record for receiving yards, which previously stood as Corderious Gregory's 791 in 2011. Morris Henderson broke two single-game records with his six touchdown performance in Lincoln's win over Quincy. All six of Henderson's scores came on the ground, setting what was at the time a new GLVC record. Between the '13 and '14 seasons, the Lincoln football team almost completely rewrote its offensive record book, with nearly 30 game, season or career marks falling. Despite playing in a highly competitive MIAA, a league that boasts 2013 national champion Northwest Missouri, the Blue Tigers broke or tied 18 records that season.

In addition to breaking several team records, a number of Lincoln's offensive skill players flourished under Frederick's leadership. In 2011, Frederick's first year as offensive coordinator, Corderious Gregory broke LU's single game (13) and season (71) records for receptions as well as the single season mark for receiving yards (791). Just one season later, Maurice Woodard nearly match those records, hauling in 11 passes in one game while finishing the season with 65 receptions for 705 yards. Even more notable was the elevation of the quarterback position, as, last season, Jacob Morris set records for most completions in a game (26), longest pass completion in a game (97 yards), and most completions in a season (169). Morris threw for 1,718 yards and had 2,108 yards of total offense, the second-most by a Lincoln player in a season in both categories.

Frederick's success wasn't limited just to the passing game. In 2012, Lincoln broke a single-season record with 3,734 yards of total offense, breaking the previous standard of 3,523 which was set way back in 1957. Lincoln quarterbacks completed 223 passes in 436 attempts for 2,410 yards, breaking single-season records in all three categories that had stood for over 30 years. Running back Morris Henderson compiled over 1,200 all-purpose yards, the Blue Tigers ran 830 plays from scrimmage, another team single-season record. In 2011, the Lincoln offense was so effective that it led the MIAA in time of possession and finished fifth in the nation in that stat.

Frederick began his coaching career at Southern University. He was the running backs/special teams coach from 2006-2009 and the assistant defensive line coach in 2010. As the running backs coach, Frederick helped mold two all-conference backs Darren Coates and Brian Threat, and two honorable mention backs Kendall Addison and Kendrick Smith. He also groomed two all-conference punters and one All-American kicker in Breck Ackley and Josh Duran. As the assistant defensive line coach, Frederick helped coach one of the top defensive linemen in the conference Jordan Miller who led the conference with 11 sacks in 2010.

A native of Woodville Mississippi, Frederick played his prep football at Wilkinson County High School before coming to Southern where he was a member of the Jags football team for four years and was a member of the 2003 SWAC/HBCU National Championship Team.

He earned a Bachelor of Science in Therapeutic Recreation in 2006 and a Master's Degree from the University of Missouri in Education in 2016. Frederick is married to Rocelyn Frederick and has four kids - Laila, Shekira, Mark Jr, and baby Carson.



HENRY MILLER *DEFENSIVE COORDINATOR*

Henry Miller is entering his first season as the Defensive Coordinator for Southern University Football. He spent the previous four seasons in the same role at Prairie View A&M University.

During the 2018 season at PV, the Panthers had the top-ranked passing defense in the SWAC, yielding just under 173 yards per game. PVAMU also had a season-high nine sacks in a win over Grambling. DBs Ju'Anthony Parker and Will Skinner, and DEs Quinton Bell and Willie Green each earned All-SWAC honors in 2018.

Miller had two previous stints at Arkansas-Pine Bluff, first as secondary coach (2006-09), and as defensive coordinator (2012-14). In 2012, Miller's defense combined with then offensive coordinator Eric Dooley's offense to lead the Golden Lions to a SWAC Championship and HBCU National Championship. In that title-winning season, defensive lineman Brandon Thurmond earned SWAC Defensive Player of the Year honors, while LB Bill Ross and DB Ryan Shaw earned first-team All-SWAC honors.

In 2013, Jer-ryan Harris was named SWAC Defensive Player of the Year and earned first-team All-SWAC honors. In 2014, DL Demarcus Berry and DB Kevin Rucker earned first-team All-SWAC honors.


During Miller's initial stint at Arkansas-Pine Bluff, Kevin Thornton earned first-team All-SWAC honors in 2008.

Miller was secondary coach at Southern from 2000-05, winning a SWAC and HBCU National Championship in 2003 and a SWAC title game appearance in 2004. Miller coached four players who earned first-team All-SWAC honorst in the secondary, including SWAC Defensive Player of the Year Lenny Williams and SWAC Freshman of the Year Jarmaul George, both in 2003.

Miller began his coaching career at Utah State as cornerbacks coach from 1997 to 1999.



ASSISTANT COACHES



FRED MCNAIR QUARTERBACKS

Fred "Air" McNair is entering his first season on the bluff and serves as the Tight Ends Coach.

Coach just finished his 8th season as the head coach at Alcorn State. Coach McNair coached the Braves to four Southwestern Athletic Conference (SWAC) East Division titles and two SWAC Championships. He was named SWAC Coach of the Year two-times and helped take the Braves to the Celebration Bowl in both 2018 and 2019. He is the original "Air McNair", and the older brother of the late Tennessee Titans quarterback and 2003 National Football League (NFL) Co-Most Valuable Player – Steve "Air II" McNair.

McNair has a 37-17 SWAC record after eight seasons on the Alcorn State sidelines, while posting an overall record of 48-33. He became Alcorn State's first SWAC Coach of the Year winner since Cardell Jones achieved the feat in 1992. All this while enduring the cancellation of the 2020 fall playing season due to the COVID global pandemic.

In 2019, Alcorn played in their second consecutive Celebration Bowl, and the school's third in the five-year history of the bowl. Alcorn's 44 points scored in a losing effort in the 2019 edition of the Celebration Bowl were the most the school has scored in a postseason bowl or playoff game to date. The program's previous high was 36 points in the 1968 edition of the Orange Blossom Classic. The Braves posted their first 7-0 record at home inside Jack Spinks-Marino Casem Stadium history during the 2019 campaign. In fact, Alcorn entered the 2022 season having won its last 13 games consecutively in the friendly confines of Jack Spinks-Marino Casem Stadium.

At the end of the 2019 season, McNair saw his quarterback Felix Harper earn his second consecutive SWAC Offensive Player of the Year award. He developed Harper who ranked fourth in the Football Championship Subdivision (FCS) in passing touchdowns (33), fifth in points responsible for (19.7 points/game), seventh in passing efficiency (160.7), eighth in yards per completion (14.5) and ninth in yards per pass attempt (8.7). McNair's defense led the nation in both interceptions (21) and turnovers gained (36) in that same SWAC title-winning season.

In 2018, McNair's squad earned 12 All-Conference selections, including 10 on the First Team, six HBCU All-Americans, a STATS FCS Third-Team All-American and a HERO Sports Sophomore All-American. Additionally, he coached Noah Johnson to the SWAC Offensive Player of the Year honor and De'Shawn Waller to SWAC Newcomer of the Year accolade. McNair's defense ranked first in the FCS in both sacks per game (4.0) and tackles for a loss per game (9.5). The defense was also third in the country in rushing (91.2 ypg), eighth in total defense (291.4 ypg), 10th in red zone defense (.714), 18th in scoring defense (21.5 ppg), 22nd in third down percentage defense (.324) and 24th in interceptions (14). Alcorn led the SWAC in total offense (473.3 yards/game), total defense (291.4 yards/game), scoring defense (21.5 points/game), rushing (285.8 yards/game), rushing defense (91.2 yards/game), interceptions (14), sacks (4.0 per game), tackles for a loss (9.5 per game), first downs (23.2 per game), fewest first downs allowed (16.2 per game) and time of possession (32:42).

McNair was named as the 21st head football coach of Alcorn State University on Feb. 2, 2016. Prior to that, he worked at Alcorn as the quarterbacks coach for three seasons under former head coach Jay Hopson. McNair began his collegiate football career as a wide receiver at Alcorn in 1986, before moving to quarterback his junior season. After making the move under center, McNair went on to finish fifth in the FCS (formerly Division I-AA) in passing efficiency during his senior year, and was named to the SWAC all-conference second team following the 1989 campaign. He received his bachelor's degree from Alcorn State in 1992, before going on to earn his master's in education in 1996.

McNair is responsible for turning Alcorn quarterback John Gibbs Jr. into a force on the field. Under the tutelage of McNair, Gibbs passed for 2,482 yards, 21 touchdowns and rushed for 1,006 yards in 2014. In 2013, Gibbs passed for 2,567 yards and 21 touchdowns. He also rushed for 455 yards that same season. After Gibbs was forced to sit midway through the 2014 season following an injury, Lenorris Footman stepped in and found success, thanks in part to McNair's coaching methods. Footman rushed for 1,023 yards and 11 touchdowns, while also passing for 1,106 yards and 14 scores through the air.

Prior to his time on the sidelines at his alma mater, McNair was hired as head football coach, athletic director and teacher at Collins High school in April 2011. The CHS Tigers made it to the second round of the 2011 3-A football playoffs. In addition, McNair coached at Millsaps College in Jackson, Mississippi for four years. During his tenure at Millsaps, they won two Southern Collegiate Athletic Conference (SCAC) championships. In June 2009, McNair was hired as a teacher and coach at Mt. Olive High School. He was the offensive coordinator for the Mt. Olive Pirates.



DAMON NIVENS OFFENSIVE LINE

Damon Nivens is entering his first season as the Offensive Line Coach at Southern University.

As offensive line coach, Nivens hopes to instill a cohesive and strategic approach to the front line while adding to his personal knowledge base and fostering a sense of family within the program.

He spent the past few seasons in the same role at Prairie View A&M University.

Nivens joined the Panthers staff following a highly-decorated collegiate career where he became one of the most dominant offensive tackles in the history of Southern University football. Nivens also garnered playing time on defense as well. A football lifer, Nivens' intensity and passion allowed him to enjoy professional stints in the NFL and NFL Europe before an unfortunate injury cut his playing career short.

Nivens then transitioned to the coaching ranks, imparting schematic knowledge of the trenches at the high school, collegiate and professional ranks. Known for a hard-nosed, blue-collar approach that gets the most out of players, the New York native has 16 years of experience on the sidelines. Notably, Nivens spent six years as offensive line and tight ends coach for the University of Arkansas at Pine Bluff. He also coached and interned for the New York Giants in 2017.

Under Nivens' guidance in 2018, the Golden Lions allowed a league-low 10 sacks and opened holes for Teyler Porter, who rolled up a SWAC-best 1,220 yards on the ground. Nivens, a member of the 2012 SWAC Championship-winning Golden Lions coaching staff, has tutored several All-SWAC performers such as David Aduo (second team) Christopher Williams (first team), Terron Armstead (second team) and Kenny Eagle (second team). Nivens' one-on-one instruction of Armstead resulted in the development of the highest draft pick in UAPB's history, and Armstead has since established himself as one of the premier offensive linemen in the NFL, as he has earned two Pro Bowl selections and an All-Pro accolade in 2018 as a member of the New Orleans Saints.

Nivens' coaching career began at his alma mater Southern. Working in a variety of posts during his tenures, Nivens developed a quartet of Jaguars linemen into All-SWAC performers: Demarcus Stewart (second team in 2007, first team in 2008), Trent Thomas (second team in 2007), Rafael Louis (second team in 2008) and Ramon Chinyong (first team in 2009).

Nivens earned his bachelor's degree from Southern University in 2003.



ASSISTANT COACHES




MARCUS BRADLEY
RUNNING BACKS



QUENTIN BURRELL
WIDE RECEIVERS



ASSISTANT COACHES



EVERETT TODD
SPECIAL TEAMS COORDINATOR

Everett Todd is entering his first season on the bluff and will serve as the team's special teams coordinator / defensive ends coach. Todd joins the SU staff after spending last season at Texas Southern as the defensive coordinator and safeties coach.

Prior to TSU he spent eight seasons at Grambling State as the defensive coordinator and defensive line coach. During his time at GSU he helped the Tigers win a pair of SWAC Championships (2016, '17) while also winning three consecutive SWAC West titles (2015-17) and a 2016 Celebration Bowl.

In 2018, Todd's defense ranked among one of the best in the Southwestern Athletic Conference (SWAC). The Tigers were tops in defensive touchdowns, fumbles recovered, passes intercepted, turnovers gained, turnover margin and blocked kicks. In addition to the many team accolades, Todd had four players earn postseason honors, including De'Arius Christmas, who was selected the SWAC Defensive Player of the Year. Christmas and Joseph McWilliams garnered SWAC First-Team honors, while Anfernee Mullins and Percy Cargo, Jr. were named to the second team.

Christmas also earned major honors inside the classroom as he was one of 13 finalists for the National Football Foundation (NFF) William V. Campbell Trophy.

Each season under Todd, Grambling's defense was ranked in the top two nationally in team tackles for loss. Todd's defense put together another season of immaculate defense in 2017. The Tigers led the SWAC in eight different defensive categories, including turnovers gained (33) and interceptions (18) and was ranked in the top four nationally in six of those categories. Grambling was second in the FCS in team tackles for loss (113) and turnover margin (+20).

In 2017, the Tigers' defense had five players receive all-conference honors, including linebacker and SWAC Defensive Player of the Year De'Arius Christmas. This marked the second consecutive season for the SWAC Defensive Player of the Year to come from Grambling.

The Tigers were named the HBCU National champion after winning the 2016 Air Force Reserve Celebration Bowl when they defeated North Carolina Central 10-9. The Tigers also went undefeated in league play, winning the Western division, and defeating Alcorn State University in the conference championship game.

The 2016 Tiger defense led the nation in the FCS in four defensive categories (sacks, tackles for loss, red-zone defense and fumble recoveries), while finishing in the top five nationally in nine total categories. Additionally, the Tiger defense led the Southwestern Athletic Conference (SWAC) in 12 of 15 defensive statistical categories, while finishing second in the remaining three.

Six defensive players earned all-conference honors in 2016. Blain Winston and Samuel Reese were name all-conference defensive linemen, while nose guard Donovan McCray was named the SWAC Defensive Player of the Year. McCray, Guy Stallworth, Arkez Cooper and Jameel Jackson were named to various All-American teams.

The 2015 defense shared the lead in the SWAC in yards per carry allowed at 3.8 yards. The Tigers led the SWAC and the FCS nationally in turnovers gained with 32. They led the SWAC and finished third nationally in tackles for loss with 114. Additionally, the Tigers led the SWAC in red-zone defense while finishing 10th nationally. The defense also finished second in the SWAC and sixth nationally with 3.16 sacks per game. Jamison Goins, Michael Jolivet and Arkez Cooper were named to the all-conference team while Guy Stallworth was named to the All-SWAC and the Black College All-American teams.



LEMUEL STINSON
SAFETIES



ASSISTANT COACHES




DAMARCUS MILLER *DEFENSIVE LINE*

Mr. Miller returned to his alma mater purposed to represent the Kingdom of God, poised as a living love letter to impact the lives of student athletes on and off the field. He brings 20 years of coaching experience back to the Bluff where his career began as a graduate assistant on staff under the tutelage of Legendary Coach Pete Richardson. After completing undergraduate and graduate studies at Southern University, his coaching career matriculated to Texas College (Tyler, TX) and then 12 years as a high school defensive line and linebacker coach and defensive coordinator primarily in Texas.

Coach Miller, who many know affectionately as BooBoo, brings a winning attitude founded on discipline and sound fundamental play. The likes of which he exhibited as part of the vaunted "Dog Day D" of the 1997-99 Championship teams that touted an undefeated SWAC Conference record, 3 consecutive SWAC Championships, and a black college national champion. His dedication to excellence lead to his being awarded the Black College Defensive Lineman of the year, Unanimous First Team All SWAC Defensive Linemen and AW Mumford Athlete of the Year in 1999. These accolades afforded him a brief professional career in the Canadian Football League and the Arena Football League where he was apart of the 2001 Arena Bowl Championship Team. He is skilled at curating dominant defensive lineman as is exhibited by the numerous awards of the players he has coached who went on to be NFL and college prospects and players of the year.

Damarcus is a native Houstonian, where he was two-time High School Weightlifting National champion and Defensive Player of the Year and a 1996 graduate of Robert E. Lee High School in Houston, Texas.

He and his wife, Risha, share 3 children DaMora, DaMarcus and Danai. Outside of coaching and homeschooling, he enjoys golf, photography, and preparing his trademark BooBoo's Barbecue for all to enjoy.



CHRIS SCOTT *LINEBACKERS*

Coach Chris Scott returns to the Bluff and is no stranger to Southern University Football.

Coach Scott was a star player for Southern and the "Dawg Day Defense" from 1984-1988 as an inside linebacker and team captain. As a player, Scott received honors as Freshman of the Year, All-SWAC, 1988 Bayou Classic MVP. Southern's all-time leading tackler was inducted into the Southern University Hall of Fame in 2018.

Scott began his coaching career at his alma mater in 1989 and stayed on staff through 1997. During his first stint at Southern, coach Scott helped guide the Jaguars to SWAC and Black National titles in '93, '95 and '97.

Scott was hired at Tennessee State University under head coach L.C. Cole where he won two Ohio Valley championships and the Black National Championship in 1998.

Coach Scott would coach under head coach Douglas Williams at Grambling State University as the defensive line coach. At Grambling, Scott helped guide the Tigers to three straight SWAC championships from 2000-2002.

Scott received his bachelor's degree in theology and is currently in school for his masters. One of Scott's favorite scriptures is Jeremiah 29:11. That is what he teaches and shares with his players.

Scott is married to Elaine Scott and have six children, Jermone, Brittany, Chris Jr., Chandrieka, Darien and Faith. With his wife, Scott has an outreach ministry where they feed and dress the homeless. They are proud members of United Christian Faith Ministry under the leadership of Dr. Mark Ellis in Baton Rouge where they serve on different ministries.



ASSISTANT COACHES



RANDALL MOORE
DIRECTOR OF STRENGTH & CONDITIONING



RICK JACKSON
DIRECTOR OF FOOTBALL OPERATIONS



SUPPORT STAFF



DR. JESSICA ROBINSON
DIRECTOR OF SPORTS MEDICINE

Dr. Jessica Robinson enters her second year as Director of Sports Medicine at Southern University.

Dr. Robinson is originally from Columbus, Georgia and graduated from W.H Spencer High School. After graduation, Dr. Robinson attended Grambling State University and received her Bachelor's degree in Biology, she was one of the first female student athletic trainers working under the late Rickey McCall. After graduation, she went to the United States Sports Academy in Daphne, Alabama and received her Masters of Sports Science Degree in Sports Medicine.

As an Athletic trainer, Dr. Robinson had the opportunity to work at Grambling State University and Waco High School in Waco, TX. Taking a few years off from Athletic Training, Dr. Robinson had the opportunity to work in various areas to learn in the ins and outs of being a great director. She has worked at Blue Cross Blue Shield Customer Service Rep, Hillcrest Hospital as a Pharmacy Technician and Columbus Technical College as an Adjunct Instructor.



ANTHONY JOHNSON
TEAM PHYSICIAN



VINCENT SHAW
TEAM PHYSICIAN

Dr. Vincent Shaw, Jr., ABFP, CAQ, a native of Opelousas, Louisiana, received his Bachelor of Science in Chemistry from Southern University A&M College and his Medical Degree from Louisiana State University School of Medicine in New Orleans.

Dr. Shaw is the Program Director of the Baton Rouge General Family Medicine Residency Program and the Baton Rouge General Sports Medicine Fellowship program. He is a team physician for a local high school, Louisiana State University, and Southern University.

He enjoys triathlons, Crossfit, and marathons and reading.



DAVID RABALIS
TEAM ORTHOPEDIC

Dr. Rabalais is a graduate of Louisiana State University School of Medicine in New Orleans, where he also completed his internship and residency training in orthopedic surgery. He then earned sports medicine and shoulder surgery fellowships at the University of Colorado Health Sciences Center. Dr. Rabalais is board certified by the American Board of Orthopedic Surgery.

Dr. Rabalais serves as team physician at Southern University and Central High School. He is a member of the American Academy of Orthopedic Surgeons and the Louisiana Orthopedic Association and is former chief of staff at Lane Regional Medical Center.



YEAR-BY-YEAR RESULTS

<u>1908 (3-1)</u>			Bethel	W	7-0	Tuskegee	L	7-14	<u>1931 (8-3)</u>		
Talladega	W	5-0	24th Infantry	W	7-0	Talladega	L	0-2	24th Infantry	W	42-0
Talladega	W	6-0	Miles	T	7-7	Morehouse	W	12-7	New Orleans	W	39-6
Tuskegee	L	0-6	<u>1922 (4-3)</u>			Florida A&M	L	0-6	Paine	W	32-12
Atlanta	W	6-0	1922 (4-3)			<u>1927 (5-3-2)</u>			Clark	W	19-7
<u>1909 (5-0)</u>			Tuskegee	L	0-19	Miles	W	19-9	Alabama A&M	W	56-0
Talladega	W	6-0	24th Infantry	L	0-26	Atlanta	L	0-6	Wilberforce	L	0-32
Atlanta	W	6-0	Stillman	W	38-0	Morehouse	L	6-13	Morris Brown	W	6-0
Florida A&M	W	65-0	24th Infantry	L	0-12	Selma	W	49-0	Florida A&M	W	14-0
Americus	W	18-0	Mobile	W	31-0	Talladega	W	12-6	Tuskegee	L	7-32
Tuskegee	W	2-0	Selma	W	82-0	Clark	T	6-6	Morehouse	W	24-0
<u>1910 (3-1)</u>			Florida A&M	W	14-0	Lane	W	19-0	Prairie View	L	2-27
Talladega	W	6-0	<u>1923 (4-4)</u>			Langston	L	0-14	<u>1949 (10-0-1)**</u>		
Atlanta	W	6-0	Stillman	W	30-0	Florida A&M	W	25-6	Texas Southern	W	41-0
Americus	W	6-0	Talladega	L	0-13	Tuskegee	T	0-0	Central State	W	20-18
Morehouse	L	0-17	Tuskegee	L	6-13	<u>1928 (5-4-1)</u>			Huston-Tillotson	W	34-0
<u>1911 (2-1)</u>			24th Infantry	W	18-12	Florida A&M	W	6-0	Ark. Pine-Bluff	W	47-6
Americus	W	12-0	Birmingham	W	26-0	Atlanta	L	5-7	Langston Univ.	T	14-14
Jackson	W	17-0	Miles	W	16-0	Selma	W	32-6	Texas College	W	41-7
Talladega	L	5-6	Morehouse	L	0-25	Langston	L	0-7	Bishop College	W	14-7
<u>1914 (3-1)</u>			Florida A&M	L	0-6	Talladega	W	13-0	Wiley College	W	37-0
Selma	W	39-0	<u>1924 (5-3)</u>			Tennessee State	W	6-0	Florida A&M	W	31-13
Americus	W	26-0	Selma	W	20-0	Morehouse	L	7-25	Prairie View A&M	W	39-0
Tuskegee	W	7-0	Birmingham	W	12-0	Tuskegee	T	6-6	Xavier	W	87-0
Talladega	L	0-19	Talladega	W	13-6	Miles	W	42-0	<u>1950 (10-0-1)**</u>		
<u>1915 (2-1)</u>			Alabama A&M	W	30-0	Clark	L	0-28	Texas Southern	W	19-0
Tuskegee	W	13-0	24th Infantry	L	7-40	<u>1929 (5-2-2)</u>			Central State	W	24-0
Selma	W	40-0	Tuskegee	L	7-28	24th Infantry	T	0-0	Huston-Tillotson	W	59-0
Fisk	L	0-25	Morehouse	L	0-33	Florida A&M	W	6-0	Ark. Pine-Bluff	W	26-0
<u>1916 (2-2-1)</u>			Florida A&M	W	13-6	Morris Brown	W	2-0	Langston Univ.	W	47-6
Selma	W	41-0	<u>1925 (6-2-1)</u>			Langston	T	13-13	Texas State	W	19-6
Paine	W	62-20	24th Infantry	T	0-0	Alabama A&M	W	32-0	Bishop College	W	12-7
Birmingham	L	0-12	Birmingham	W	33-0	Clark	L	0-13	Wiley College	W	19-6
<u>1917 (1-2)</u>			Talladega	W	7-6	Selma	W	43-0	Florida A&M	T	0-0
Talladega	L	0-19	Alabama A&M	W	7-0	Tuskegee	L	0-20	Prairie View A&M	W	3-0
Selma	W	72-0	Selma	W	57-0	Miles	W	44-0	Xavier	W	35-6
Ohio National Guard	L	0-19	Tuskegee	L	0-14	<u>1930 (6-5)</u>			<i>**The 1949&1950 team won the Southwestern Athletic Conference Championship & Black College National Championship**</i>		
<u>1918 (0-1-1)</u>			Miles	W	35-0	24th Infantry	W	39-0	Texas Southern	W	25-0
Tuskegee	L	0-31	Morehouse	L	0-20	Florida A&M	W	13-6	Alcorn State	L	13-19
Clark	T	0-0	Florida A&M	W	25-0	Morris Brown	L	0-6	Huston-Tillotson	W	67-0
<u>1921 (2-1-2)</u>			<u>1926 (6-3)</u>			Alabama A&M	W	46-6	Ark. Pine-Bluff	T	7-7
24th Infantry	T	7-7	Georgia Normal	W	83-0	Langston	L	0-28	Langston Univ.	L	2-6
Talladega	L	20-21	Birmingham	W	59-0	Paine	W	40-13	Texas College	T	7-7
			Atlanta University	W	12-7	Wilberforce	L	0-26			
			Miles	W	12-0	Clark	W	13-0			
			Selma	W	54-0	Miles	W	19-12			
						Tuskegee	L	6-32			
						Morehouse	L	0-3			



YEAR-BY-YEAR RESULTS

Bishop College	W42-0
Wiley College	W 24-21
Florida A&M	L 6-36
Prairie View A&M	W 13-0
Xavier	L 8-22

1952 (8-3)

Texas Southern	L 7-14
Alcorn State	L 27-6
Paul Quinn	W 18-12
Ark. Pine Bluff	W 19-7
Langston Univ.	W 38-7
Texas College	W 19-16
Bishop College	W 105-0
Wiley College	W 38-20
Florida A&M	W 25-13
Prairie View A&M	L 6-31
Xavier	W 19-13

1953 (9-2dfsd) W

Texas Southern	W 28-6
Alcorn State	W 33-0
Paul Quinn	W 18-12
Ark. Pine-Bluff	W 60-0
Langston Univ.	W 25-7
Texas College	W 58-0
Bishop College	W 79-0
Wiley College	W 70-13
Florida A&M	L 25-33
Prairie View A&M	L 0-20
Xavier	W 41-15

1954 (10-1)**

Texas Southern	W 26-6
Alcorn State	W 19-0
Paul Quinn	W 33-6
Ark. Pine-Bluff	W 34-6
Langston Univ.	W 25-6
Texas College	W41-25
Bishop College	W 77-0
Wiley College	W33-19
Florida A&M	W59-23
Prairie View A&M	L13-20
Xavier	W 4-13

The 1954 Black College National Championship

1955 (7-2-1)**

Texas Southern	W 33-21
Alcorn State	T 18-18
Xavier	W 51-0

Ark. Pine-Bluff	W 47-6
Langston Univ.	W 7-0
Texas College	W38-14
Bishop College +	W 1-0
Wiley College	W 16-6
Florida A&M	L 0-51
Prairie View A&M	L 19-21
+Bishop College Forfeit	

The 1955 team won the Southwestern Athletic Conference Championship

1956 (5-5)

Texas Southern	L 7-19
Alcorn State	W 26-13
Xavier	L13-14
Ark. Pine-Bluff	W 16-13
Langston Univ.	W8-0
Texas College	W39-20
Tennessee State	L 6-52
Wiley College	W 20-13
Florida A&M	L 6-34
Prairie View A&M	L 6-14

1957 (6-4)

Texas Southern	L 6-19
Alcorn State	W 47-0
Xavier	W38-0
Ark. Pine-Bluff	W59-0
Langston Univ.	W 40-20
Texas College	W 48-7
Tennessee State	L 14-33
Wiley College	L 20-24
Florida A&M	L 6-32
Prairie View A&M	W 18-13

1958 (8-2)

Texas Southern	W 30-6
Alcorn State	W 56-0
Xavier	W 50-0
Ark. Pine-Bluff	W 34-0
Jackson State	W30-6
Texas College	L 6-13
Tennessee State	W 23-14
Wiley College	W21-6
Florida A&M	W 35-6
Prairie View A&M	L14-20

1959 (8-2)**

Texas Southern	W 32-8
----------------	--------

Grambling State	W 12-6
Xavier	W 35-12
Ark. Pine-Bluff	W 56-8
Jackson State	W 22-9
Texas College	W 45-0
Tennessee State	L13-17
Wiley College	W 18-6
Florida A&M	L 14-21
Prairie View A&M	W 20-6

The 1959 team won the Southwestern Athletic Conference Championship

1960 (9-1)**

Texas Southern	W 14-0
Grambling State	W 12-6
Kentucky State	W 39-6
Ark. Pine-Bluff	W26-14
Jackson State	W 41-0
Texas College	W 27-6
Tennessee State	W 7-6
Wiley College	W 27-12
Florida A&M	W 14-6
Prairie View A&M	L 15-23

The 1960 team won the Southwestern Athletic Conference Championship & Black College National Championship

1961 (7-3)

Texas Southern	L 6-14
Grambling State	W 20-9
Dillard Univ.	W 43-6
Ark. Pine-Bluff	W 26-8
Jackson State	W 17-7
Texas College	W 59-0
Tennessee State	W 7-0
Wiley College	L 19-21
Florida A&M	L 0-46
Prairie View A&M	W 14-7

1962 (5-5)

Texas Southern	L 6-20
Grambling State	L 3-14
Dillard University	W 27-0
Ark. Pine-Bluff	W 10-0
Jackson State	W 19-14
Alcorn State	L 14-21
Tennessee	W 13-0
Wiley College	W 24-0
Florida A&M	L 0-25

Prairie View A&M	L 14-34
------------------	---------

1963 (7-3)

Texas Southern	W 14-6
Grambling State	W 22-21
Dillard Univ.	W 40-0
Ark. Pine-Bluff	W 14-0
Jackson State	W 17-16
Alcorn State	W 27-19
Tennessee	W 21-9
Wiley College	L13-16
Florida A&M	L 0-37
Prairie View A&M	L 0-35

1964 (4-6)

Texas Southern	W 7-6
Grambling State	W 17-20
Dillard Univ.	W 34-8
Ark. Pine-Bluff	L 0-14
Jackson State	L 0-9
Alcorn State	L 3-21
Tennessee	L 21-32
Wiley College	W 39-13
Florida A&M	W 43-20
Prairie View A&M	L 14-60

1965 (5-4-1)

Texas Southern	T 14-14
Prairie View A&M	W 28-13
Morris Brown	W 28-0
Ark. Pine-Bluff	L 15-24
Jackson State	W 24-21
Alcorn State	W 41-7
Tennessee State	L 36-40
Wiley College	W 77-0
Florida A&M	L 38-41
Grambling State	L 14-34

1966 (7-2-1)

Texas Southern	L 14-20
Prairie View A&M	W 35-0
Morris Brown	W 28-10
Ark. Pine-Bluff	W 28-14
Jackson State	W 45-28
Alcorn State	T 14-14
Tennessee State	L 9-31
Wiley College	W 29-0
Florida A&M	W 17-13
Grambling State	W 41-13

1967 (5-5)

Texas Southern	W 21-17
Prairie View A&M	L 3-20



YEAR-BY-YEAR RESULTS

Miss. Valley State	W	50-14
Ark. Pine-Bluff	W	21-16
Jackson State	L	0-3
Alcorn State	W	10-7
Tennessee	L	16-27
Wiley College	W	50-3
Florida A&M	L	25-36
Grambling State	L	20-27

1968 (4-6)

Texas Southern	L	3-6
Prairie View A&M	W	26-0
Miss. Valley State	W	27-0
Ark. Pine-Bluff	L	14-24
Jackson State	W	30-16
Alcorn State	L	14-26
Tennessee State	L	0-16
Wiley College	W	22-9
Florida A&M	L	24-33
Grambling State	L	32-34

1969 (6-2-1)

Texas Southern	T	13-13
Prairie View A&M	W	14-6
Miss. Valley State	W	30-7
Ark. Pine-Bluff	W	40-19
Jackson State	W	47-20
Alcorn State	L	7-27
Tennessee State	W	30-22
Florida A&M	L	7-10
Grambling State	W	21-17

1970 (5-5-1)

North Carolina A&T	W	21-6
Texas Southern	L	6-29
Prairie View A&M	T	13-13
Miaa. Valley State	W	20-0
Ark. Pine-Bluff	W	17-10
Jackson State	W	27-14
Alcorn State	L	0-14
Tennessee State	L	7-38
Florida A&M	W	40-19
Grambling State	L	24-37
Cal State-Hayward	L	6-20

1971 (3-7)

Texas Southern	L	0-21
Prairie View	L	3-21
Miss. Valley State	W	14-0
Ark. Pine-Bluff	L	27-28
Jackson State	L	28-49
Alcorn State	L	14-30

Tennessee State	L	16-27
Florida A&M	W	13-9
Grambling State	L	3-31
North Carolina A&W	W	24-16

1972 (2-7-1)

Tuskegee Institute	W	24-19
Texas Southern	L	0-37
Prairie View A&M	W	20-7
Miss. Valley State	L	13-23
Ark. Pine-Bluff	T	7-7
Jackson State	L	17-22
Alcorn State	L	3-40
Tennessee State	L	14-30
Florida A&M	L	13-27
Grambling State	L	0-2

1973 (6-4)

Tuskegee	W	21-13
Texas Southern	W	23-15
Prairie View A&M	W	9-0
Miss. Valley State	W	19-14
Ark. Pine-Bluff	W	34-13
Jackson State	L	3-28
Alcorn State	L	0-6
Tennessee State	L	6-21
Florida A&M	W	14-10
Grambling State	L	2-10

1974 (8-3)

Tuskegee Institute	W	33-22
Texas Southern	L	6-14
Prairie View A&M	W	34-7
Miss. Valley State	W	21-17
Ark. Pine-Bluff	W	48-7
Jackson State	W	21-19
Alcorn State	L	14-23
Nebraska- Omaha	W	21-7
Los Angeles State	W	42-8
Florida A&M	W	24-8
Grambling State	L	0-21

1975 (9-3)**

Tuskegee	W	17-3
Texas Southern	W	35-13
Prairie View A&M	W	26-0
Miss. Valley State	L	7-14
Ark. Pine Bluff	W	40-0
Jackson State	W	21-20
Alcorn State	W	7-3
Nebraska-Omaha	W	35-7
Howard Univ.	W	20-0

Florida A&M	L	0-10
Grambling State	L	17-33
South Carolina St	W	15-12

The 1975 team won the Southwestern Athletic Conference Championship

1976 (8-3)

Tuskegee	W	20-7
Texas Southern	W	26-14
Prairie View A&M	W	7-6
Miss. Valley State	W	45-0
Bishop College	W	41-14
Jackson State	W	20-6
Alcorn State	L	0-3
Tennessee	L	7-21
Howard Univ.	W	21-7
Florida A&M	L	6-18
Grambling State	L	2-10

1977 (3-7-1)

Tuskegee	W	13-7
Texas Southern	T	14-14
Prairie View A&M	W	46-6
Miss. Valley State	L	13-35
Bishop College	W	28-3
Jackson State	L	0-38
Alcorn State	L	0-23
Tennessee State	L	7-15
Howard Univ.	L	16-26
Florida A&M	L	6-19
Grambling State	L	20-55

1978 (4-7)

Tuskegee	W	35-17
Texas Southern	L	11-20
Prairie View A&M	W	15-14
Miss. Valley State	W	22-14
Alabama State	L	6-9
Jackson State	L	14-41
Alcorn State	L	7-16
Tennessee State	L	13-30
Howard Univ.	W	28-20
Florida A&M	L	12-16
Grambling State	L	15-28

1979 (7-4)

Tuskegee	W	22-2
Texas Southern	W	21-0
Prairie View A&M	W	44-0
Miss. Valley State	W	20-7

Alabama State	W	28-0
Jackson State	L	0-34
Alcorn State	L	12-17
Tennessee State	L	6-17
Howard Univ.	W	30-0
Florida A&M	L	6-18
Grambling State	W	14-7

1980 (4-6-1)

Nevada-Reno	L	0-20
Texas Southern	L	16-19
Prairie View A&M	W	31-6
Miss. Valley State	W	14-12
Nicholls State	W	48-0
Jackson St.	L	6-7
Alcorn State	W	15-7
Tennessee State	L	9-49
Howard	T	3-3
Florida A&M	L	7-13
Grambling State	L	16-43

1981 (3-8)

Bethune-Cookman	W	3-0
Texas Southern	L	7-13
Prairie View A&M	W	35-0
Miss. Valley State	L	16-21
Nicholls State	L	14-56
Jackson State	L	0-41
Alcorn State	L	0-18
Tennessee State	L	18-28
Southeastern	L	27-28
Florida A&M	L	14-41
Grambling State	W	50-20

1982 (8-3)

Bethune-Cookman	W	14-10
Texas Southern	W	17-6
Prairie View A&M	W	42-6
Miss Valley State	W	31-14
Nicholls State	L	14-26
Jackson State	L	10-17
Alcorn State	W	17-12
Tennessee State	L	21-28
Southeastern	W	26-19
Florida A&M	W	24-21
Grambling State	W	22-17

1983 (7-4)

Alabama State	W	14-7
Texas Southern	W	35-7
Prairie View A&M	W	23-9
Miss Valley State	W	31-28



YEAR-BY-YEAR RESULTS

Nicholls State	W	21-20
Jackson State	L	0-31
Alcorn State	W	20-19
Tennessee State	L	24-49
Morgan State	W	45-27
Florida A&M	L	14-31
Grambling State	L	10-24

1984 (6-5)

Alabama State	W	20-0
Texas Southern	W	10-3
Prairie View A&M	W	28-7
Miss Valley State	L	45-63
Nicholls State	L	26-43
Jackson State	W	34-28
Alcorn State	L	16-44
Tennessee State	L	7-42
N. C. A&T	W	41-0
Florida A&M	W	28-18
Grambling	L	29-31

1985 (6-5)

Miss Valley State	L	7-28
Alabama State	W	35-14
Texas Southern	W	22-14
Prairie View A&M	W	14-12
Nicholls State	W	25-22
Jackson State	L	9-27
Alcorn State	L	13-23
Tennessee State	W	13-10
Delaware State	L	8-46
Florida A&M	W	38-27
Grambling State	L	12-29

1986 (5-5-1)

Delaware State	L	14-21
Alabama State	W	27-9
Texas Southern	W	43-29
Prairie View A&M	W	21-14
Miss Valley State	W	28-7
Nicholls State	L	10-17
Jackson State	L	9-16
Alcorn State	L	13-14
Tennessee State	T	17-17
Florida A&M	W	30-14
Grambling State	L	3-30

1987 (7-4)

Alabama State	W	14-10
Texas Southern	W	33-13
Prairie View A&M	W	14-0
Miss Valley State	W	17-14

Nicholls State	L	21-27
Jackson State	L	0-14
Alcorn State	L	17-19
Tennessee State	W	14-7
Florida A&M	L	17-24
SW Missouri St.	W	8-6
Grambling State	W	27-21

1988 (7-4)

Alabama State	W	20-12
Texas Southern	W	24-16
Prairie View A&M	W	Forfeit
Miss Valley State	W	45-7
Nicholls State	L	0-24
Jackson State	L	3-23
Alcorn State	L	7-27
Florida A&M	L	20-45
Bethune-Cookman	W20-13	
Tennessee State	W	10-7
Grambling State	W	10-3

1989 (6-4-1)

Alabama State	W	17-14
Texas Southern	L	14-21
Prairie View AA&M	W	34-3
Miss Valley State	W	28-6
U. Dis. of Columbia	W42-14	
Jackson State	W	21-7
Alcorn State	L	10-27
Nicholls State	W	31-28
Florida State	L	13-21
Tennessee State	T	7-7
Grambling State	L	30-44

1990 (4-7)

Howard	L	21-26
Alabama State	W	7-6
Texas Southern	L	16-26
Miss Valley State	W	42-22
Ark Pine-Bluff	W	16-12
Jackson State	L	14-52
Alcorn State	L	14-24
Florida A&M	W	48-30
Tennessee State	L	21-31
Nicholls State	L	19-23
Grambling State	L	13-25

1991 (4-7)

Alabama State	L	16-19
Texas Southern	W	38-30
S. C. State	L	23-30
Miss Valley State	L	0-7

Jackson State	W	21-20
Alcorn State	L	29-52
Nicholls State	L	7-21
Florida A&M	L	20-24
Tennessee State	L	14-33
Prairie View A&M	W	56-20
Grambling State	W	31-30

1992 (5-6)

Alabama State	L	10-30
S C State	W	19-18
Miss Valley State	W	13-10
Winston Salem	W	47-14
Jackson State	L	24-25
Alcorn State	L	13-35
Nicholls State	L	24-27
Florida A&M	L	6-16
Texas Southern	W	34-6
Prairie View A&M	W	12-7
Grambling State	L	27-30

1993 (11-1)**

Northwestern	W	30-13
Alabama State	W	23-14
Prairie View A&M	W	46-6
S C State	W	14-10
Miss Valley State	W	14-13
Texas Southern	W	47-7
Jackson State	W	16-3
Alcorn State	W	47-31
Nicholls State	L	14-28
Florida A&M	W	26-14
Grambling State	W	31-13
S C State	W	11-0

The 1993 team won the Southwestern Athletic Conference Championship & Black College National Championship

1994 (6-5)

Northwestern	W	20-0
Alabama State	W	31-0
Miss Valley State	W	46-6
N C A&T	L	21-22
Prairie View A&M	W	21-7
Jackson State	L	21-24
Alcorn State	L	37-41
Nicholls State	L	14-20
Florida A&M	L	14-16
Texas Southern	W	21-10
Grambling	W	34-7

1995 (11-1)**

Northwestern	W	13-7
Alabama State	W	29-19
Prairie View A&M	W	29-19
Hampton	W	45-22
Miss Valley State	W	44-6
Jackson State	L	14-16
Alcorn State	W	61-51
Nicholls State	W	41-3
Florida A&M	W	52-38
Texas Southern	W	48-13
Grambling	W	30-14
Florida A&M	W	30-25

The 1995 team won the Black College National Championship

1996 (7-5)

Northwestern	L	10-27
Alabama State	L	14-16
Prairie View A&M	W	63-0
Tennessee State	W	19-18
Miss Valley State	W	24-0
Jackson State	W	27-16
Alcorn State	W	21-14
Nicholls State	L	0-14
Texas Southern	L	30-34
Grambling	W	17-12
Howard	L	24-27

1997 (11-1)**

Miss Valley State	W	57-30
Northwestern	W	27-9
Ark. Pine-Bluff	W	36-33
Prairie View A&M	W	63-7
Alabama State	W	27-16
Jackson State	W	28-8
Alcorn State	W	25-16
Nicholls State	W	21-14
Florida A&M	L	3-33
Texas Southern	W	27-18
Grambling	W	30-7
S C State	W	34-28

The 1997 team won the Southwestern Athletic Conference Championship & Black College National Championship

1998 (9-3)**

Northwestern	L	7-28
Ark. Pine-Bluff	W	17-14



YEAR-BY-YEAR RESULTS

Prairie View A&M	W 37-7
Alabama State	W 34-27
Miss Valley State	W 42-13
Alabama A&M	L 27-33
Jackson State	W 33-28
Alcorn State	W 29-28
Florida A&M	L 48-50
Texas Southern	W 20-14
Grambling	W 26-14
Bethune-Cookman	W 28-2

The 1998 team won the Southwestern Athletic Conference Championship

1999 (11-2) **

Northwestern	W 20-13
Ark. Pine-Bluff	W 17-9
Prairie View A&M	W 42-0
Alabama State	W 36-13
Hampton	W 21-6
Alabama A&M	W 29-12
Jackson State	W 26-14
Alcorn State	W 28-6
Florida A&M	L 18-65
Texas Southern	W 23-14
Grambling	W 37-31
Jackson State	W 31-30
Hampton	L 3-24

The 1999 team won the Southwestern Athletic Conference Championship

2000 (6-5)

Northwestern	L 20-31
Ark. Pine-Bluff	L 19-30
Prairie View A&M	W 56-6
Jackson State	L 10-13
Alabama State	L 33-37
Alabama A&M	W 31-20
Alcorn State	W 30-14
Morris Brown	W 44-23
Florida A&M	L 49-50
Texas Southern	W 49-29
Grambling	W 33-29

2001 (7-4)

Northwestern	L 21-30
Ark. Pine-Bluff	W 35-14
Alabama State	W 32-7
Tulane	L 41-7

Alabama A&M	W 23-20
Jackson State	L 21-24
Miss Valley State	W 49-0
Florida A&M	W 17-14
Texas Southern	W 7-6
Prairie View A&M	W 43-28
Grambling	L 20-30

2002 (6-6)

Tulane	L 19-37
Northwestern	L 20-30
Ark. Pine-Bluff	W 14-13
Jackson State	L 14-36
Prairie View A&M	W 46-24
Nicholls State	L 13-21
Alabama A&M	L 11-27
Miss Valley State	W 19-16
Alcorn State	L 20-22
Miles College	W 28-21
Texas Southern	W 27-25
Grambling	W 48-24

2003 (12-1) **

Miss Valley State	W 29-0
Prairie View A&M	W 62-7
North Carolina A&T	W 35-16
Alabama State	W 35-10
Ark. Pine-Bluff	W 53-7
Alabama A&M	W 55-25
Jackson State	W 30-20
Alcorn State	L 34-36
Allen University	W 65-0
Lincoln University	W 34-7
Texas Southern	W 24-17
Grambling	W 44-41
Alabama State	W 20-9

The 2003 team won the Southwestern Athletic Conference Championship & Black College National Championship

2004 (8-4) **

McNeese State	L 17-35
Miss Valley State	W 17-14
Prairie View A&M	W 42-12
South Dakota State	L 24-31
Alabama State	W 42-41
Alabama A&M	W 33-24
Jackson State	W 45-7
Alcorn State	W 23-20
Texas College	W 50-17
Texas Southern	W 28-0

Grambling	L 13-24
Alabama State	L 35-40

The 2004 team won the Southwestern Athletic Conference Western Division

2005 (4-5)

McNeese State	Canceled
Miss Valley State	L 28-31
Prairie View A&M	W 38-0
Albany State	Canceled
Alabama State	L 35-45
Alabama A&M	L 7-20
Jackson State	W 20-14
Alcorn State	L 16-38
Texas Southern	W 44-20
Ark. Pine-Bluff	W 27-21
Grambling	L 35-50

2006 (5-6)

Bethune-Cookman	W 30-29
Miss Valley State	W 31-14
Prairie View A&M	L 23-26
N C Central	L 20-27
Alabama State	W 38-20
Alabama A&M	L 21-28
Jackson State	L 28-31
Alcorn State	L 10-26
Texas Southern	W 34-17
Ark. Pine-Bluff	L 20-45
Grambling	W 21-17

2007 (8-3)

Florida A&M	W 33-27
Miss Valley State	W 23-6
Prairie View A&M	W 12-2
Tennessee State	W 41-34
Alabama State	W 21-2
Alabama A&M	L 28-33
Jackson State	L 26-32
Alcorn State	W 14-10
Texas Southern	W 56-7
Ark. Pine-Bluff	L 21-23
Grambling	W 22-13

2008 (6-5)

Houston	L 3-55
Tennessee State	L 32-34
Miss Valley State	W 49-7
Alcorn State	W 15-12
Jackson State	W 35-28

Texas Southern	W 45-14
Florida A&M	L 49-52
Prairie View A&M	L 23-24
Ark. Pine-Bluff	W 31-24
Alabama State	W 15-0
Grambling	L 14-20

2009 (6-5)

Louisiana at Laf.	L 19-42
Central State	W 68-0
Tennessee State	W 21-17
Alcorn State	W 48-42
Jackson State	L 14-22
Fort Valley State	W 55-23
Prairie View A&M	L 14-16
Ark. Pine-Bluff	W 24-10
Alabama State	W 34-24
Grambling	L 13-31
Texas Southern	L 25-30

2010 (2-9)

Delaware State	W 37-27
Ark. at Monticello	L 7-31
Alabama A&M	L 14-34
Ark. Pine-Bluff	L 23-41
Miss Valley State	W 38-20
Jackson State	L 45-49
Prairie View A&M	L 16-30
Alcorn State	L 20-27
Texas Southern	L 7-54
Alabama State	L 19-21
Grambling	L 17-38

2011 (4-7)

Tennessee State	L 7-33
Alabama A&M	W 21-6
Jackson State	L 24-28
Florida A&M	L 33-38
Miss Valley State	W 28-21
Prairie View A&M	L 20-23
Ark. Pine-Bluff	L 21-22
Alcorn State	W 30-14
Texas Southern	L 15-29
Alabama State	W 26-23
Grambling	L 12-36

2012 (4-7)

New Mexico	L 21-66
Miss Valley State	L 0-6
Jackson State	W 28-21
Florida A&M	W 21-14
Alcorn State	L 17-20



YEAR-BY-YEAR RESULTS

Texas Southern	W 34-7
Ark. Pine-Bluff	L 21-50
Prairie View A&M	L 29-49
Alabama A&M	L 23-24
Alabama State	L 30-31
Grambling	W 38-33

2013 (9-4)

Houston	L 13-62
Northwestern	L 14-55
Prairie View A&M	W 62-59
Miss Valley State	W 17-7
Jackson State	L 14-19
Alabama A&M	W 20-17
Ark. Pine-Bluff	W 29-21
Alcorn State	L 38-44
Texas Southern	W 31-24
Alabama State	W 31-28
Clark Atlanta	W 53-0
Grambling	W 40-17
Jackson State	W 34-27

The 2013 team won the Southwestern Athletic Conference Championship

2014 (9-4) **

Louisiana at Laf.	L 6-45
Central Methodist	W 56-14
Northwestern	L 27-51
Prairie View A&M	W 34-24
Alcorn State	L 16-56
Ark. Pine-Bluff	W 51-36
Alabama A&M	W 35-34
Jackson State	W 42-28
Alabama State	W 28-21
Texas Southern	W 30-20
Miss Valley State	W 44-13
Grambling	W 52-45
Alcorn State	L 24-38

The 2014 team won the Southwestern Athletic Conference Western Division

2015 (6-5)

LA Tech	L 15-62
Miss Valley State	W 50-13
Jackson State	W 50-31
Georgia	L 6-48
Alabama State	W 45-34
Prairie View A&M	L 42-47

Texas Southern	W 40-21
Alcorn State	L 7-48
Ark. Pine-Bluff	W 57-24
Alabama A&M	W 46-7
Grambling	L 23-34

2016 (8-3)

Louisiana at Mon.	L 21-38
Tulane	L 21-66
Alabama State	W 64-6
Alabama A&M	W 59-31
Jackson State	W 28-24
Ark. Pine-Bluff	W 49-17
Alcorn State	W 41-33
Texas Southern	W 26-10
Prairie View A&M	W 44-34
Miss Valley State	W 55-0
Grambling	L 30-52

2017 (7-4)

S C State	W 14-8
Southern Miss	L 0-45
UTSA	L 17-51
Alcorn State	L 31-48
Fort Valley State	W 31-14
Alabama A&M	W 35-17
Jackson State	W 35-17
Ark. Pine-Bluff	L 47-40
Prairie View A&M	W 37-31
Texas Southern	W 33-7
Grambling	L 21-30

2018 (7-4) **

TCU	L 7-55
LA Tech	L 17-54
Langston	W 33-18
Alabama A&M	W 29-27
Alcorn State	L 3-20
Prairie View A&M	W 38-0
Texas Southern	W 21-7
Jackson State	W 41-7
Ark. Pine-Bluff	W 56-24
Grambling	W 38-28
Alcorn State	L 28-37

The 2018 team won the Southwestern Athletic Conference Western Division

2019 (8-5) **

McNeese State	L 28-34
Memphis	L 24-55

Edwards Water	W 61-0
Florida A&M	L 21-27
Ark. Pine-Bluff	W 31-7
Prairie View A&M	W 34-28
Texas Southern	W 28-21
Alcorn State	L 13-27
Alabama A&M	W 35-31
Va. of Lynchburg	W 58-7
Jackson State	W 40-34
Grambling	L 24-39
Alcorn State	L 24-39

The 2019 team won the Southwestern Athletic Conference Western Division

Spring 2021 (5-1)**

Alabama State	W 24-21
Ark. Pine-Bluff	L 30-33
Texas Southern	W 51-23
Alcorn State	W 2-0*
Jackson State	W 34-14
Prairie View A&M	Canceled
Grambling	W 49-7

The 2021 Season played in Spring due to Covid-19

**Alcorn State forfeit due to opting out of the Season* GBDF*

Fall 2021 (4-7)

Troy	L 3-55
Miles College	W 41-24
McNeese	L 18-31
Mississippi Valley	W 38-25
Texas Southern	L 31-35
Ark. Pine-Bluff	W 34-7
Prairie View A&M	L 21-48
Alcorn	W 38-35
Florida A&M	L 17-29
Jackson State	L 17-21
Grambling	L 26-29

2022 (7-5)

Florida Memorial	W, 86-0
LSU	L, 65-17
Texas Southern	L, 24-0
Ark. Pine Bluff	W, 59-3
Prairie View	W, 45-13
Alcorn State	W, 21-17
Virginia Lynchburg	W, 51-7
Jackson State	L, 35-0

Florida A&M	L, 30-16
Mississippi Valley	W, 27-7
Grambling	W, 345-17
Jackson State	L, 43-24

The 2019 team won the Southwestern Athletic Conference Western Division

2023 (6-5)

Alabama State	L 10-14
Jackson State	L 14-27
Alabama A&M	W 20-10
Arkansas Pine Bluff	W 27-0
Florida A&M	L 19-26
Lincoln	W 45-18
Bethune-Cookman	W 28-18
Texas Southern	W 23-17
Alcorn State	L 21-44
Prairie View	L 21-27
Grambling	W 27-22

2024 (8-5)**

McNeese State	L 7-21
Savannah State	W 42-10
Jackson State	L 15-33
Prairie View	W 31-24
Nicholls	L 7-51
Texas Southern	W 22-19
Alcorn State	W 24-14
Florida A&M	L 6-24
Alabama A&M	W 25-20
Bethune-Cookman	W 25-23
Arkansas Pine Bluff	W 31-9
Grambling	W 24-14
Jackson State	L 13-41

The 2024 team won the Southwestern Athletic Conference Western Division

**2025 SEASON**

STATISTICS

Team Statistics

	SU	OPP
Scoring	14	31
Points per game	14.0	31.0
Points Off Turnovers	0	0
First Downs	15	21
Rushing	8	9
Passing	5	12
Penalty	2	0
Rushing Yardage	250	231
Yards gained rushing	268	252
Yards lost rushing	18	21
Rushing attempts	30	35
Average per rush	8.3	6.6
Average per game	250.0	231.0
TDs Rushing	2	3
Passing Yardage	92	183
Comp-Att-Int	13-19-0	19-24-0
Average per pass	4.8	7.6
Average per catch	7.1	9.6
Average per game	92.0	183.0
TDs Passing	0	1
Total offense	342	414
Total plays	49	59
Average per play	7.0	7.0
Average per game	342.0	414.0
Kick returns: #-Yards	4-42	1-17
Punt returns: #-Yards	0-0	1-5
Int returns: #-Yards	0-0	0-0
Kick return average	10.5	17.0
Punt return average	0.0	5.0
Int return average	0.0	0.0
Fumbles-Lost	1-1	1-1
Penalties-Yards	6-37	5-50
Average per game	37.0	50.0
Punts-Yards	5-149	2-97
Average per punt	29.8	48.5
Net punt average	28.8	48.5
Kickoffs-Yards	3-110	6-332
Average per kick	36.7	55.3
Net kick average	31.0	44.2
Time of possession / game	24:54	35:06
3rd-down conversion	2/10	4/9
3rd-down pct	20%	44%
4th-down conversion	2/3	1/1



2025 SEASON

STATISTICS

	SU	OPP
4th-down pct	67%	100%
Sacks by-Yards	1-8	0-0
Misc Yards	0	0
Touchdowns scored	2	4
Field goals - attempts	0-0	1-1
On-Side kicks	0-0	0-0
Red-zone scores	(0-1) 0%	(4-5) 80%
Red-zone touchdowns	(0-1) 0%	(3-5) 60%
PAT-attempts	(2-2) 100%	(4-4) 100%
2-point conversion-attempts	(0-0) 0%	(0-0) 0%
Attendance	0	0
Games / Avg per game	0/0	0/0
Neutral site games	-	1/16191

Score by Periods

Team	1st	2nd	3rd	4th	OT	TOT
Southern U.	7	7	0	0	0	14
Opponents	7	10	14	0	0	31



2025 SEASON

STATISTICS

Team Results

Date	Opponent		Score	Att.
08/23/2025	vs N.C. Central	L	14-31	16191

Rushing

Player	gp	att	gain	loss	net	avg	td	lg	avg/g
Trey Holly	1	10	116	0	116	11.6	1	80	116.0
Cam'Ron McCoy	1	9	108	10	98	10.9	1	69	98.0
Mike Franklin	1	8	42	4	38	4.8	0	24	38.0
Kobe Brown	1	1	2	0	2	2.0	0	2	2.0
Jason Gabriel	1	1	0	4	-4	-4.0	0	0	-4.0
Total	1	30	268	18	250	8.3	2	80	250.0
Opponents	1	35	252	21	231	6.6	3	49	231.0

Passing

Player	gp	effic	comp-att-int	pct	yds	td	lg	avg/g
Cam'Ron McCoy	1	106.9	9-14-0	64.3	71	0	12	71.0
Jalen Woods	1	115.3	4-5-0	80.0	21	0	8	21.0
Total	1	109.1	13-19-0	68.4	92	0	12	92.0
Opponents	1	157.0	19-24-0	79.2	183	1	27	183.0

Receiving

Player	gp	no.	yds	avg	td	lg	avg/g
Cam Jefferson	1	3	23	7.7	0	10	23.0
Dupree Fuller	1	2	9	4.5	0	8	9.0
Jermaine Minor Jr.	1	2	13	6.5	0	8	13.0
Trey Holly	1	2	18	9.0	0	11	18.0
Elijah West	1	2	10	5.0	0	7	10.0
Kobe Brown	1	1	12	12.0	0	12	12.0
Malachi Jackson	1	1	7	7.0	0	7	7.0
Total	1	13	92	7.1	0	12	92.0
Opponents	1	19	183	9.6	1	27	183.0

Game Records

Record	Overall	Home	Away	Neutral
ALL GAMES	0-1	0-0	0-0	0-1
CONFERENCE	0-0	0-0	0-0	0-0
NON-CONFERENCE	0-1	0-0	0-0	0-1

Team Statistics

	SU	OPP
First Downs	15	21
Rushing	8	8
Passing	5	12
Penalty	2	0
Rushing Yardage	250	231
Rushing attempts	30	35
Average per rush	8.3	6.6
Average per game	250.0	231.0
TDs Rushing	2	3
Passing Yardage	92	183
Comp-Att-Int	13-19-0	19-24-0
Average per pass	4.8	7.6
Average per catch	7.1	8.8
Average per game	92.0	183.0
TDs Passing	0	1
Total offense	342	414
Average per play	7.0	7.8
Average per game	342.0	414.0
Kick returns: #-Yards	4-42	1-17
Punt returns: #-Yards	0-0	1-5
Int returns: #-Yards	0-0	0-0
Fumbles-Lost	1-1	1-1
Penalties-Yards	6-37	5-50
Punts-Avg	5-29.8	2-48.5
Time of possession / game	24:54	35:06
3rd-down conversion	2/10	4/9
4th-down conversion	2/3	1/1
PAT-attempts	(2-2) 100%	(4-4) 100%
2-point conversion-attempts	(0-0) 0%	(0-0) 0%

Interceptions

Player	no.	yds	avg	td	lg
Total	0	0	0.0	0	0
Opponents	0	0	0.0	0	0



2025 SEASON

STATISTICS

Field Goals

Player	fg	pct.	01-19	20-29	30-39	40-49	50-99	lg	blk
Opponents	1-1	100.0	0-0	1-1	0-0	0-0	0-0	24	0

Scoring

Player	td	fg	PAT					d xp	saf	pts
			kick	rush	rcv	pass				
Cam'Ron McCoy	1	-	-	-	-	-	-	-	-	6
Trey Holly	1	-	-	-	-	-	-	-	-	6
Nathan Zimmer	-	-	2-2	-	-	-	-	-	-	2
Total	2	0-0	2-2	0	0	0	0	0	0	14
Opponents	4	1-1	4-4	0	0	0	0	0	0	31

Score by Periods

Team	1st	2nd	3rd	4th	OT	TOT
Southern U.	7	7	0	0	0	14
Opponents	7	10	14	0	0	31

Punting

Player	no.	yds	avg	lg	tb	fc	i20	50+	blk
Kenny Pham	5	149	29.8	42	0	1	2	0	0
Total	5	149	29.8	42	0	1	2	0	0
Opponents	2	97	48.5	49	0	2	1	0	0

Punt Returns

Player	no.	yds	avg	td	lg
Total	0	0	0.0	0	0
Opponents	1	5	5.0	0	5

Kick Returns

Player	no.	yds	avg	td	lg
Jarrod Hicks	3	31	10.3	0	18
Jason Gabriel	1	11	11.0	0	11
Total	4	42	10.5	0	18
Opponents	1	17	17.0	0	17

All Purpose

Player	g	rush	rcv	pr	kr	ir	total	avg/g
Trey Holly	1	116	18	0	0	0	134	134.0
Cam'Ron McCoy	1	98	0	0	0	0	98	98.0
Mike Franklin	1	38	0	0	0	0	38	38.0
Jarrod Hicks	1	0	0	0	31	0	31	31.0
Cam Jefferson	1	0	23	0	0	0	23	23.0
Kobe Brown	1	2	12	0	0	0	14	14.0
Jermaine Minor Jr.	1	0	13	0	0	0	13	13.0
Elijah West	1	0	10	0	0	0	10	10.0
Dupree Fuller	1	0	9	0	0	0	9	9.0
Jason Gabriel	1	-4	0	0	11	0	7	7.0
Malachi Jackson	1	0	7	0	0	0	7	7.0
Total	1	250	92	0	42	0	384	384.0
Opponents	1	231	183	5	17	0	436	436.0

Total Offense

Player	g	plays	rush	pass	total	avg/g
Cam'Ron McCoy	1	23	98	71	169	169.0
Trey Holly	1	10	116	0	116	116.0
Mike Franklin	1	8	38	0	38	38.0
Jalen Woods	1	5	0	21	21	21.0
Kobe Brown	1	1	2	0	2	2.0
Jason Gabriel	1	1	-4	0	-4	-4.0
Total	1	49	250	92	342	342.0
Opponents	1	59	231	183	414	414.0



2025 SEASON

STATISTICS

Team Defense

##	Player	gp	Tackles				tfl/yds	Sacks	Pass defense			Fumbles		blkd	
			ua	a	tot	no-yds		int-yds	brup	qbh	fr-yds	ff	kick	saf	
2	Horacio Johnson	1	8	3	11	
0	Vincent Paige Jr.	1	6	3	9	0.5-2	
4	Elijah West	1	7	1	8	.	.	.	1	
91	Zac Yassine	1	3	3	6	1-2	
33	Michael Jones Jr	1	5	1	6	2-5	
1	Ckelby Givens	1	2	2	4	0.5-2	1	.	.	
9	Jamarlo Campbell	1	2	1	3	1-8	1-8	
34	Greyson Lafleur	1	.	2	2	
59	Lance Joseph	1	2	.	2	
97	De'Myrion Johnson	1	.	2	2	
5	Treylan James	1	1	1	2	
58	Jerome Wallace	1	.	2	2	0.5-1	
3	Herman Brister III	1	1	1	2	.	.	.	1	
48	Kai Brown	1	1	.	1	
26	Tyrik Brigalia	1	.	1	1	
28	Klamarly Murray	1	1	.	1	
6	Xavier Spencer	1	.	1	1	
95	Habib Bello	1	.	1	1	0.5-0	
17	Cam Jefferson	1	.	1	1	
67	Jayden Rogers	1	.	1	1	
7	Zay Franks	1	1	.	1	
	Totals	1	40	28	68	6-20	1-8	0-0	2	0	1-0	1	0	0	
	Opponents	1	28	30	58	5-18	0-0	0-0	1	1	1-0	1	0	0	



2025 SEASON

STATISTICS

Rushing

Player	gp	att	gain	loss	net	avg	td	lg	avg/g
Trey Holly	1	10	116	0	116	11.6	1	80	116.0
Cam/Ron McCoy	1	9	108	10	98	10.9	1	69	98.0
Mike Franklin	1	8	42	4	38	4.8	0	24	38.0
Kobe Brown	1	1	2	0	2	2.0	0	2	2.0
Jarrod Hicks	1	1	0	0	0	0.0	0	0	0.0
Jason Gabriel	1	1	0	4	-4	-4.0	0	0	-4.0
Total	1	30	268	18	250	8.3	2	80	250.0
Opponents	1	35	252	21	231	6.6	3	49	231.0

Passing

Player	gp	effic	comp-att-int	pct	yds	td	lg	avg/g
Cam/Ron McCoy	1	106.9	9-14-0	64.3	71	0	12	71.0
Jalen Woods	1	115.3	4-5-0	80.0	21	0	8	21.0
Total	1	109.1	13-19-0	68.4	92	0	12	92.0
Opponents	1	157.0	19-24-0	79.2	183	1	27	183.0

Receiving

Player	gp	no.	yds	avg	td	lg	avg/g
Cam Jefferson	1	3	23	7.7	0	10	23.0
Dupree Fuller	1	2	9	4.5	0	8	9.0
Jermaine Minor Jr.	1	2	13	6.5	0	8	13.0
Trey Holly	1	2	18	9.0	0	11	18.0
Elijah West	1	2	10	5.0	0	7	10.0
Kobe Brown	1	1	12	12.0	0	12	12.0
Malachi Jackson	1	1	7	7.0	0	7	7.0
Total	1	13	92	7.1	0	12	92.0
Opponents	1	19	183	9.6	1	27	183.0

Punt Returns

Player	no.	yds	avg	td	lg
Total	0	0	0.0	0	0
Opponents	1	5	5.0	0	5

Interceptions

Player	no.	yds	avg	td	lg
Total	0	0	0.0	0	0
Opponents	0	0	0.0	0	0

Kick Returns

Player	no.	yds	avg	td	lg
Jarrod Hicks	3	31	10.3	0	18
Jason Gabriel	1	11	11.0	0	11
Total	4	42	10.5	0	18
Opponents	1	17	17.0	0	17

Fumbles Recovered

Player	no.	yds	avg	td	lg
Total	1	0	0.0	0	0
Opponents	1	0	0.0	0	0



2025 SEASON

STATISTICS

Scoring

Player	td	fg	PAT						pts
			kick	rush	rcv	pass	dxp	saf	
Cam'Ron McCoy	1	-	-	-	-	-	-	-	6
Trey Holly	1	-	-	-	-	-	-	-	6
Nathan Zimmer	-	-	2-2	-	-	-	-	-	2
Total	2	0-0	2-2	0	0	0	0	0	14
Opponents	4	1-1	4-4	0	0	0	0	0	31

Field Goals

Player	fg	pct.	01-19	20-29	30-39	40-49	50-99	lg	blk
Opponents	1-1	100.0	0-0	1-1	0-0	0-0	0-0	24	0

FG Sequence

Team Name	Southern U.	Opponents
N.C. Central		(24)

Numbers in parentheses indicate field goal was made

Total Offense

Player	g	plays	rush	pass	total	avg/g
Cam'Ron McCoy	1	23	98	71	169	169.0
Trey Holly	1	10	116	0	116	116.0
Mike Franklin	1	8	38	0	38	38.0
Jalen Woods	1	5	0	21	21	21.0
Kobe Brown	1	1	2	0	2	2.0
Jason Gabriel	1	1	-4	0	-4	-4.0
Total	1	49	250	92	342	342.0
Opponents	1	59	231	183	414	414.0

Punting

Player	no.	yds	avg	lg	tb	fc	20	50+	blk
Kenny Pham	5	149	29.8	42	0	1	2	0	0
Total	5	149	29.8	42	0	1	2	0	0
Opponents	2	97	48.5	49	0	2	1	0	0

Kickoffs

Player	no.	yds	avg	tb	ob	retn	net	ydl
Nathan Zimmer	3	110	36.7	0	0			
Total	3	110	36.7	0	0	3	31	34
Opponents	6	332	55.3	1	0	4	44.2	20

All Purpose

Player	g	rush	rcv	pr	kr	lr	total	avg/g
Trey Holly	1	116	18	0	0	0	134	134.0
Cam'Ron McCoy	1	98	0	0	0	0	98	98.0
Mike Franklin	1	38	0	0	0	0	38	38.0
Jarrod Hicks	1	0	0	0	31	0	31	31.0
Cam Jefferson	1	0	23	0	0	0	23	23.0
Kobe Brown	1	2	12	0	0	0	14	14.0
Jermaine Minor Jr.	1	0	13	0	0	0	13	13.0
Elijah West	1	0	10	0	0	0	10	10.0
Dupree Fuller	1	0	9	0	0	0	9	9.0
Jason Gabriel	1	-4	0	0	11	0	7	7.0
Malachi Jackson	1	0	7	0	0	0	7	7.0
Total	1	250	92	0	42	0	384	384.0
Opponents	1	231	183	5	17	0	436	436.0



STATISTICS

3rd-Down Conversions

Date	Opponent	Score	Overall	1st Qtr	2nd Qtr	3rd Qtr	4th Qtr	Overtime
08/23/2025	vs N.C. Central	L 14-31	2-10 20.0	0-0 0.0	2-4 50.0	0-3 0.0	0-3 0.0	0-0 0.0
Southern U.			2-10 20.0	0-0 0.0	2-4 50.0	0-3 0.0	0-3 0.0	0-0 0.0
Opponents			4-9 44.4	1-2 50.0	1-3 33.3	2-3 66.7	0-1 0.0	0-0 0.0

4th-Down Conversions

Date	Opponent	Score	Overall	1st Qtr	2nd Qtr	3rd Qtr	4th Qtr	Overtime
08/23/2025	vs N.C. Central	L 14-31	2-3 66.7	0-0 0.0	0-1 0.0	0-0 0.0	2-2 100.0	0-0 0.0
Southern U.			2-3 66.7	0-0 0.0	0-1 0.0	0-0 0.0	2-2 100.0	0-0 0.0
Opponents			1-1 100.0	1-1 100.0	0-0 0.0	0-0 0.0	0-0 0.0	0-0 0.0

Time of Possession

Date	Opponent	Score	Overall	1st Qtr	2nd Qtr	3rd Qtr	4th Qtr	Overtime
08/23/2025	vs N.C. Central	L 14-31	24:54	01:33	06:22	07:24	09:35	00:00
Southern U.			Total 24:54	01:33	06:22	07:24	09:35	00:00
			Avg. 24:54	01:33	06:22	07:24	09:35	00:00
Opponents			Total 35:06	07:08	14:57	05:45	07:16	00:00
			Avg. 35:06	07:08	14:57	05:45	07:16	00:00