



# SOUTHERN UNIVERSITY

CHANDLER WHITFIELD | **TERRENCE GRAVES** | CKELBY GIVENS

#WEARESOUTHERN

GO **JAG** SPORTS.COM

#PROWLON



# FOOTBALL QUICK FACTS

## RETURNING STARTERS (OFFENSE)

NO	NAME	POS	HT	WT	YR	HOMETOWN / PREVIOUS SCHOOL
5	Dupree Fuller	TE	6-3	225	Sr	
6	Kendric Rhymes	RB	6-0	185	So.	Houston, TX / Heights HS
19	Chandler Whitfield	WR	5-10	170	Jr.	Zachary, LA / Zachary HS
55	Joshua Trask	OL	6-5	315	Sr.	Natchez, MS / Copiah-Lincoln CC
80	Tyler Kirkwood	WR	6-1	190	Jr.	New Orleans, LA / Holy Cross HS

## RETURNING STARTERS (DEFENSIVE)

NO	NAME	POS	HT	WT	YR	HOMETOWN / PREVIOUS SCHOOL
5	Derrick Williams	LB	6-0	210	Jr.	Miami, Fla. / Miami Central HS
29	Horacio Johnson	DB	6-0	195	Jr.	Miami, FL / Booker T. Washington HS
92	Ckelby Givens	DE	6-2	230	So.	Shreveport, La. / Captian Shreve HS

## RETURNING STARTERS (SPECIALISTS)

NO	NAME	POS	HT	WT	YR	HOMETOWN / PREVIOUS SCHOOL
39	Braxton Blackwell	LS	5-10	190	Jr.	Gulf Port, Ms. / Western Kentucky
45	Josh Griffin	K	6-2	180	Jr.	Vicksburg, Ms. / Warren Central HS

## 2023 SCHEDULE / RESULTS

Date	Opponent	Result
9.2	at Alabama State	L, 14-10
9.9	Jackson State	L, 27-14
9.16	Alabama A&M	W, 20-10
9.30	at Arkansas Pine Bluff	W, 27-0
10.7	Florida A&M	L, 26-19
10.14	Lincoln University	W, 45-18
10.21	at Bethune-Cookman	W, 28-18
10.28	Texas Southern	W, 23-17
11.4	at Alcorn	L, 44-21
11.11	Prairie View A&M	L, 27-21
11.25	at Grambling	W, 27-22

## RETURNING LEADERS (OFFENSE)

RUSHING	Att	Yds	TD
Kendric Rhymes	121	696	9
Kobe Dillon	35	123	1

PASSING	C-A-I	Yds	TD
Noah Bodden	22-45-2	388	1

RECEIVING	Rec	Yds	TD
Chandler Whitfield	20	357	3
Darren Morris	11	247	2
Kedric Rhymes	27	192	2

## 2024 SCHEDULE / RESULTS

Date	Opponent	Result
8.31	at McNeese State	7 PM
9.7	Savannah State	6 PM
9.14	at Jackson State	1 PM
9.21	at Prairie View A&M	6 PM
10.5	Nicholls	6 PM
10.12	at Texas Southern	TBA
10.19	Alcorn (Homecoming)	6 PM
10.26	at Florida A&M	6 PM
11.2	at Alabama A&M	TBA
11.9	Bathune-Cookman	2 PM
11.16	Arkansas Pine Bluff	2 PM
11.30	Grambling	1 PM

## RETURNING LEADERS (DEFENSE)

TACKLES	Solo	Asst	Total
Derrick Williams	41	31	72
Horacio Johnson	42	21	63
Ckelby Givens	32	29	61

SACKS	No	Yds
Ckelby Givens	7.0	23
Jelani Davis	2.5	22
Williams Miles	1.5	9

TACKLES FOR LOSS	No	Yds
Ckelby Givens	21.0	83
Derrick Williams	4.0	7
Williams Miles	4.0	14

INT	No	Yds	TD
Willie Matthews III	1	49	0
Joshua Tate	1	18	0

## UNIVERSITY INFORMATION

QUICK FACTS	
Location	Baton Rouge, LA
Founded	1880
Enrollment	7,091
Nickname	Jaguars
Colors	Columbia Blue & Gold
Conferece	Southwestern Athletic (SWAC)
Affiliation	NCAA Division I
President/Chancellor	Dennis J. Shields
Athletic Director	Roman Banks
Senior Woman Administrator	Lashonda Stirgus
Falculity ATHletic Representative	Tanginika Johnson
Office Phone	(225) 771-2721
Website	gojagsports.com

SPORTS INFORMATION STAFF	
Deputy AD	Rodney Kirschner
Office	(225) 771-5609
Email	rodney_kirschner@subrc.edu

Director of Media Realtions	Willie D. Scott
Office	(225) 771-3495
Email	willie.scott01@sus.edu

Asst. Dir. of Social Media	Mykah Mares
Office	(225) 306-8492
Email	mykah.mares@sus.edu

COACHING STAFF	
Head Coach	Terrence Graves
Alma Mater	Winston-Salem (1994)
Record at Southern	1-0
Overall Record	2-0 (1st season)
Offensive Coordinator	Mark Frederick
Defensive Coordinator	Henry Miller
Quarterbacks	Willie Totten
Offensive Line	Damon Nivens
Wide Receivers	Quintin Burrell
Tight Ends	Fred McNair
Special Teams Coordinator	Everett Todd
Safties	Sean Wallace
Defensive Line	Demarcus Miller
Linebackers	Chris Scott

SUPPORT STAFF	
Director of Football Operation	Ricky Jackson
Recruiting Coordinator	Ricky Jackson
Travel Coordinator	Candace Donaldson
Video Coordinator	Kaleb Williams
Lead FB Trainer	Dr. Jessica Robinson
Strength and Conditioning	Randall Moore
Equipment Director	Theo Major
Front Office Administrator	Mandy Mckinsey
Photographer	Eugene Johnson

TEAM INFORMATION	
2023 Record	6-5
Conference Record	5-3
Conference Finish	Thrd
Postseason	None
Final National Ranking	None
Starters Returning / Lost	18/ 10
All-Time Record	597-379-25 (.610)
First Year of Football	1916 (106 seasons)
Conference Championships	19



# MEDIA SERVICES

## STRATEGIC COMMUNICATIONS

The Southern University Strategic Communications Office is ready to assist you in every way possible to make the experience of covering SU Athletics productive and rewarding. For this reason, we have developed policies and procedures which will require cooperation on the part of the media. Not complying with these policies will result in the refusal of credentials/access.

## INTERVIEW POLICIES

ALL interviews must be coordinated through the Southern University Strategic Communications Office and must be requested at least two days (48 hours) in advance. Player or coach interviews should be requested through the media contact for each sport. Team locker rooms and the training room is off limits to media representatives at all times. Media may not contact current student-athletes directly under any circumstances.

## OFFICE LOCATION

The Southern University Strategic Communications Office is located on the First Floor of FG Clark Activity Center Romm A-108 B. Regular office hours are 9 a.m.-5 p.m., Monday-Friday. The main office phone number 225.771.3495.

## WEEKLY PRESS OPPORTUNITY

Southern head coach Terrence Graves and selected players will meet with the media each Tuesday at 12 p.m. during the season. Request for specific players should be made to the Strategic Communications Office on Sunday afternoon prior to the press opportunity.

## INTERVIEWS

All interview request for coach Terrence Graves, any Southern assistant coaches and players must be coordinated through the Strategic Communications Office.

Players are available for interviews, either in person or on the phone, before or after practice Sunday through Thursday. In order to arrange for player interviews, please provide 24 hours notice to the Strategic Communications Office. Player Interviews may be conducted in the SU Field House or in the Strategic Communications Office. The Southern training room, football locker room, weight room and meeting rooms are off-limits to the media. Your cooperation is appreciated.

For telephone interviews, the student-athlete will be placed on a three-way call at a mutually-agreed upon time. Phone numbers of student-athletes will not be made available to the media.

For interviews with head coach Terrence Graves and/or Southern assistant coaches, please contact the Strategic Communications Office. The best time for coach Terrence Graves to conduct interviews is weekday mornings.

## WEBSITE

Updated statistics, game recaps, weekly and daily releases, player and coaches' bios, historical, broadcast and ticket information can be found on the official Southern University Athletic Website at [www.gojagsports.com](http://www.gojagsports.com). Media outlets are encouraged to check the website regularly for the latest athletics news.

## VIDEO SERVICES

Requests for video footage of Southern University football should be made to the Strategic Communications Office. They will work with the Southern video coordinator and his staff to fill specific requests. Please allow a minimum of three days lead time for video requests.

## ACCESSING INFORMATION

In addition to the Southern University Athletics website ([www.gojagsports.com](http://www.gojagsports.com)), the latest news, weekly releases, updated depth charts, rosters and season and single game statistics can be sent on a daily or weekly basis via e-mail. Contact the Strategic Communications office to request to be added to the football e-mail list.

## CREDENTIAL REQUESTS

All requests for media, radio, television, photography, scouting and parking credentials for the 2024 Southern University Football season, or for any individual game, should be made in writing, on company letterhead or via e-mail (company name in address), to the Strategic Communications office. Requests should be made at least one week prior to the game. Individual game credentials will not be mailed, but can be picked up in the Sports Information Office the week of the game. Credentials will not be given out in the SID Office on game day.

## WILL CALL

Any media credentials not picked up during the week a will be available at A.W. Mumford Press Box from 12PM - 1 PM.

## PRESS BOX SERVICES

The press box, located on west side of A.W. Mumford Stadium and opens three hours prior to game time.

Meals will be served in the press box at halftime. Sodas will be available throughout the game.

Game notes, programs, a flip card and statistics will be provided prior to the game. Play-by-play and quick statistics, final team, individual and defensive statistics, drive charts and coaches' quotes also will be provided. Complete sets of information will be available approximately 20 minutes after the game.

## POST GAME INTERVIEWS

Southern head coach Terrence Graves and requested players will be available in the post game interview approximately 10 minutes after the game. Southern post-game interviews will take place in the Southern University Weight Room.



## DIRECTIONS

From New Orleans, LA and South Baton Rouge, LA  
Head West on I-10 W 54.1 mi/48 mins  
Take exit 155B to merge onto I-110 N toward Downtown/Metro Airport 6.3 mi/7 mins  
Take exit 6 for LA-408 W toward Metro Airport/Southern University 0.6 mi/2mins  
Turn left at Harding Blvd/LA-408 W 2.1 mi/6mins  
Harding Blvd/LA-408 W turns slightly right and becomes College Drive 0.2 mi  
Turn right at Roosevelt Steptoe Ave 0.2 mi

From Houston, TX and West Baton Rouge, LA  
Head East on I-10 E (Entering Louisiana) (283 mi/3 hours 59 mins)  
Take exit 155B on the left to merge onto I-110 N toward Business (6.3 mi/7 mins)  
District/Metro Airport  
Take exit 6 for LA-408 W toward Metro Airport/Southern University (0.6 mi/2 mins)  
Turn left at Harding Blvd/LA-408 W (2.1 mi/6 mins)  
Harding Blvd/LA-408 W turns slightly right and becomes College Drive 0.2 mi  
Turn right at Roosevelt Steptoe Ave (0.2 mi)

From Shreveport, LA and North Baton Rouge, LA  
1. Head South on I-49 S (178 mi/2 hours 35 mins)  
Take exit 19 for US-190 E toward Baton Rouge (0.6 mi/1 min)  
Turn left at US-190 E (54.7 mi/1 hour 13 mins)  
Take the exit toward New Orleans (0.2 mi)  
Sharp left at Scenci Hwy (1.0 mi/3 mins)  
Turn left at Scenic Hwy (1.0 mi/3mins)  
Harding Blvd/A-408 turns slightly right and becomes College Drive (0.2 mi)  
Turn right at Roosevelt Steptoe Ave (0.2 mi)

## STRATEGIC COMMUNICATIONS

Deputy AD Rodney Kirschner  
Office (225) 771-5609  
Email [rodney\\_kirschner@subr.edu](mailto:rodney_kirschner@subr.edu)

Director of Media Relations Willie D. Scott  
Office (225) 771-3495  
Email [willie.scott01@sus.edu](mailto:willie.scott01@sus.edu)

Director of Digital Content Garrett Edgerson  
Office (225) 771-3495  
Email [garrett.edgerson@gmail.com](mailto:garrett.edgerson@gmail.com)

Asst. Dir. of Social Media Mykah Mares  
Office (225) 306-8492  
Email [mykah.mares@sus.edu](mailto:mykah.mares@sus.edu)



# MEDIA SERVICES

## TRACKING THE OPPONENTS



McNeese State  
 2023 Record: 1-10  
 Head Coach:  
 Location:

mcneesesports.com  
 Conference Record: 1-6  
 Gary Goff (3rd Year)  
 Lake Charles, Louisiana



Savannah State  
 2023 Record: 2-8  
 Head Coach:  
 Location:

ssuathletics.com  
 Conference Record: 1-7  
 Aaron Keltonm (3rd Year)  
 Savannah, Georgia 31404



Jackson State  
 2023 Record: 7-4  
 Head Coach:  
 Location:

gojsutigers.com  
 Conference Record: 5-3  
 T.C. Taylor (1st Year)  
 Jackson, Mississippi 39217



Prairie View A&M\*  
 2023 Record: 6-6  
 Head Coach:  
 Location:

uapblionsroar.com  
 Conference Record: 6-2  
 Bubba McDowel (1st Year)  
 Pine Bluff, Arkansas 71601



Nicholls  
 2023 Record: 6-5  
 Head Coach:  
 Location:

geauxcolonels.com  
 Conference Record: 7-0  
 Tim Rebowe (9th Year)  
 Tallahassee, FL 32307



Texas Southern\*  
 2023 Record: 3-8  
 Head Coach:  
 Location:

tsusports.com  
 Conference Record: 2-6  
 Cris Dishman (1st Year)  
 Houston, Texas 77004



Alcorn State\*  
 2023 Record: 7-4  
 Head Coach:  
 Location:

alcornsports.com  
 Conference Record: 6-2  
 Cedric Thomas (1st Year)  
 Lorman, Mississippi 39096



Florida A&M\*  
 2023 Record: 12-1  
 Head Coach:  
 Location:

famuathletics.com  
 Conference Record: 8-0  
 James Colzie (1st Year)  
 Tallahassee, Florida 32307



Alabama A&M\*  
 2023 Record: 5-6  
 Head Coach:  
 Location:

aamusports.com  
 Conference Record: 3-5  
 Connell Maynor (7th Year)  
 Huntsville, ALabama 35762



Bethune-Cookman\*  
 2023 Record: 3-8  
 Head Coach:  
 Location:

bcuathletics.com  
 Conference Record: 2-6  
 Raymond Woodie (2nd Year)  
 Daytona Beach, Florida 32114



Arkansas Pine Bluff\*  
 2023 Record: 2-9  
 Head Coach:  
 Location:

uapblionsroar.com  
 Conference Record: 1-7  
 Alonzo Hampton (2nd Year)  
 Pine Bluff, Arkansas 71601



Grambling\*+  
 2023 Record: 5-6  
 Head Coach:  
 Location:

gsutigers.com  
 Conference Record: 4-4  
 Mickey Joseph (1st Year)  
 Grambling, Louisiana 71245

## 2024 BROADCAST SCHEDULE



DATE	OPPONENT	TIME/ RESULT	RADIO	TV
8.31	at McNeese State	5:00 pm		
9.7	Savannah State	6:00 pm		
9.14	at Jackson	6:00 pm		
9.21	at Prairie View*	6:00 pm		
10.5	Nicholls	6:00 pm		
10.12	at Texas Southern*	4:00 pm		
10.19	Alcorn State* (HC)	3:00 pm		
10.26	at Florida A&M*	4:00 pm		
11.2	at Alabama A&M*	TBA		
11.9	Bethune-Cookman*	2:00 pm		
11.16	Arkansas-Pine Bluff*	TBA		
11.30	Grambling*+	TBA		

## FUTURE SCHEDULES

All dates are subject to change

2025  
 Sept. 2025 at Fresno State

- \* - Conference games
- + - Bayou Classic




# A.W. MUMFORD STADIUM



## A. W. Mumford Stadium History

The stadium is named after coach Arnett W. "Ace" Mumford who is still the winningest coach in SU football history, who coached the Jaguars from 1936–42 and 1944–61. Almost 8 decades later, Mumford stadium has seen many changes. In 1938, SU built a grandstand on the west side that included dormitories. In the 1960's the dormitories were converted into team meeting spaces and locker rooms. Another expansion for more seats and better lighting started in 1977 and forced the Jaguars off campus to use nearby Memorial Stadium for home games. The project was completed in 1982 and University Stadium was then renamed to A. W. Mumford Stadium. A \$6.75 million renovation begun on A. W. Mumford Stadium's west side in 2000. With a double-decked press box that included two elevators, seven suites, additional restrooms, working press area, radio booths, coaching booths and camera decks. In 2009 the north end zone addition known as the A.W. "Ace" Fieldhouse was completed adding an additional 2,300 seats along with an administrative offices, athletic training room, weight room, conference and meeting rooms, coaching offices, end zone suites, Track and field locker rooms, equipment room, laundry room, storage space and football locker room that allowed the Jaguars to move from the F.G. Clark Activity Center. In 2016 UBU Sports synthetic field turf was installed. Southern students and the Human Jukebox sit on the west side of the stadium.



## STADIUM QUICK FACTS

Opened	1928
Surface	UBU Sports Intensity
Capacity	28,500



## STADIUM INFORMATION

A. W. Mumford Stadium is a 28,500-seat multi-purpose stadium on the campus of Southern University in Scotlandville, Baton Rouge, Louisiana. It opened in 1928 and is home to the Southern Jaguars football and Southern University Laboratory School Kittens football teams, as well as the Southern women's soccer team. The Roscoe Moore Track located in the stadium is home to the men's and women's track and field teams.

The stadium is named after coach Arnett W. "Ace" Mumford, the most successful coach in SU football history, who coached the Jaguars from 1936–42 and 1944–61.



# ***DENNIS SHIELDS*** **PRESIDENT/CHANCELLOR**

The Southern University System Board of Supervisors named Dennis Shields the next president of the Southern University System and chancellor of Southern University and A&M College. Shields, who has been the chancellor for the University of Wisconsin Platteville since 2010, has spent most of his career advocating for better access to higher education — especially those who have been historically underrepresented. Under Shields' leadership, the campus has had tremendous growth. Enrollment grew nearly 11 percent from 2010 to fall 2016. Most recently, he led successful efforts to gain legislative and gubernatorial approval to build a new \$55 million state-of-the-art engineering facility on campus as well as a \$23.7 million renovation project for one of the liberal arts buildings on campus. Those two projects, plus a \$15.3 million Williams Fieldhouse expansion, will give the university more than \$93 million in upcoming growth and improvements. Additionally, he led the construction of two residence halls, one with a dining facility.

"I am humbled and honored by your confidence in me to take on this role at this wonderful institution of higher education," Shields said to the Southern University Board via live stream video during the meeting. "I had a remarkable and inspiring visit (to campus) and was able to spend some time with the students. I take it as a great responsibility to help continue the rise of the Southern University System."

Prior to his current position in Wisconsin, Shields held administrative positions in admissions at the University of Iowa College of Law, University of Michigan Law School and Duke University School of Law. He has also held a deanship and a teaching position at Phoenix School of Law and acted as the vice president for student affairs at The City College of New York.

A champion of diversity and access, Shields served as the first chair of the Diversity and Inclusion Working Group of the National Collegiate Athletics Association for Division III. With Shields at the helm, the University of Wisconsin Platteville, has focused more on issues of diversity, equity, and inclusion in higher. Initiatives have successfully doubled the number of students from racially and ethnically diverse backgrounds over the course of the past decade.

Shields, an Iowa native, earned a bachelor's degree in business administration from Graceland College in 1977 and a juris doctor from the University of Iowa College of Law in 1982.





# *ROMAN BANKS*

## DIRECTOR OF ATHLETICS

---

Coach Roman Banks begins his 13th year on the bluff and 7th year as the Director of Athletics. During Coach Banks tenure at Southern has been distinguished by many accomplishments, including: successfully restructuring and redefining the mission of the athletic department, adding personnel in numerous administrative areas and recruiting a highly-skilled team of coaches, administrators and support staff.

Some accomplishments under Coach Banks tenure are listed below:

For the first time since the 2013-2014 academic calendar, Southern University Athletics reached or won the SWAC Championship in three out of the four major revenue sports (Football 2018 & 2019 SWAC Western Division Champions, Women's Basketball SWAC Regular Season Champions 2017, 2018 and 2019, SWAC Tournament Champions 2019 and NCAA Tournament 2019, Baseball 2019 SWAC Western Division Champions, 2019 SWAC Tournament Champions and 2019 NCAA Baseball Regional). During the summer of 2018, SU Athletics finalized a five-year agreement with Under Armour to be the official sports apparel outfitter of the Southern University Athletic Department. SU is one of only two schools in the SWAC signed to Under Armour. SU also meet requirements of its proposed Gender Equity plan in restoring and upgrading the facility at Lady Jaguar Field. During the 2018 homecoming weekend, Southern University unveiled the new Student-Athlete Development Center (SADC) located next to the JK Haynes School of Nursing building. The SADC features meeting space, offices for members of the SU Athletics Academic and Compliance Staffs, a computer lab, quiet study rooms and a fueling station perfect for student-athletes to grab a nutritious snack in between practice and going to class. With the introduction of the SADC, SU Athletics continued its upward trajectory academically as revealed in the latest NCAA APR report released earlier this month. All SU programs met or exceeded the NCAA mandated 930 benchmark and two programs - baseball and women's tennis - registered a perfect APR score of 1000 for their single year cohort in 2017-18. Football scored its highest APR score in the program's history.

The Shreveport, Louisiana native was named the 12th head coach in Jaguar Men's Basketball History on May 1, 2011. He guided the Jaguars for 7 years compiling a 114-85 overall record, 573% and 77-31 SWAC Record .713% winning percentage. In that time, he never lost to in-state rival Grambling State going 12-0 vs the Tigers. He accomplished two NCAA Tournament appearances in 2013 and 2016, two SWAC Tournament Championships 2013 and 2016, one SWAC Tournament Championship Runner-Up 2015, one SWAC Regular Season Championship 2014 and one HBCU National Championship 2013.

Banks is no stranger to Southern University his father (HOF Cleophus Banks), Brother (Carlos Sample), Godfather (Bob Love), Son (Tre'lun Banks) all played at Southern University. His daughter (Kennedi Banks) is a current SU cheerleader and nephew (Collyn Givens) is a current SU football player.

Before coming to Southern Banks had served as Southeastern Louisiana University Associate Head Basketball Coach. During his tenure in Hammond, Banks was part of a program that produced seven winning seasons (the most of any Division 1 school in the state of Louisiana) and 140 total wins (second to LSU's 144 wins from 2003-11).

Regarded as one of the top recruiters in the state of Louisiana, Banks spent six seasons as an assistant coach at Southern University where he served as the Jaguars' chief recruiter. While at Southern, he was responsible for the recruitment of two-time Southwestern Athletic Conference Player of the Year Adarrial Smylie and Dionte Harvey, the 1997-98 SWAC Newcomer of the Year.

Banks, who played at Northwestern State and is remembered for sinking a decisive free throw with 12 seconds left in the Demons' Dec. 7, 1988 85-82 upset over the University of Kentucky at Rupp Arena, is all over the NSU record books as one of the top players in school history after his career as a guard from 1987-92. He ranks seventh all-time in scoring (1,454 points, 118 games, 12.3 average), second in assists (515, 4.4 average, set a career-high 157 assists in a season), third in steals (190, 1.5 spg). Banks was an All-Southland Conference selection (second team) in 1990, when he was also on the six-man All-Southland Tournament team. A severe hamstring injury halted his initial senior season in 1990-91, but he came back to lead the Demons in four categories as a senior in 1991-92, including the Demons in scoring (16.2 ppg) and helped lead NSU to their first winning season in five years where the team establish 23 school records while NSU topped NCAA Division 1 in points per game (95.0 ppg) Banks was named honorable mention All-Southland Conference and was a third-team All-Louisiana selection by the Louisiana Sports Writers Association. He was inducted into the Northwestern State "N" Club Hall of Fame in October of 2011.

Banks started his coaching career at Shreveport's Green Oaks High School before spending two years at Southern University-Shreveport, where he was the Athletic Director and head men's basketball coach. A native of Shreveport, Banks was a three-time All-District 2-4A selection at Captain Shreve High School where he averaged 22.7 points and 7.6 assists as a senior in helping lead the Gators to a 28-7 record.

Banks, a member of the National Association of Collegiate Directors of Athletics (NACDA), Minority Opportunities Athletic Association (MOAA), Louisiana Association of Basketball Coaches (LABC), the National Association of Basketball Coaches (NABC) and Black Coaches Association, is married to the former Tiffaney McCoy, a guidance counselor at Baton Rouge Magnet High School. They are the parents of two children, son Tre'lun (24) and daughter Kennedi (20).

Coach Banks Coaching Record is 270-224 and at Southern he is 114-85 (77-31).



# TERRENCE GRAVES

## HEAD COACH

Southern University Athletics named Coach Terrence Graves as the 21st Head Coach of the Southern Jaguars Football program on December 13, 2023.

A 24-year veteran in the SWAC, he is entering his first season as head coach and third year on the bluff. He previously served as Interim Head Coach for the 50th Bayou Classic and prior to that he was the Assistant Head Coach/Special Teams Coordinator/Linebackers Coach.

He has the distinction as the only coach to serve as the Interim Head Coach for both Grambling State and Southern in the Bayou Classic and led both schools to victory.

Before coming to Southern, Graves was the Interim Head Coach and Special Teams Coordinator / Linebackers Coach at Grambling State.

Prior to his arrival at Grambling, Graves spent four years at Mississippi Valley State University as the Assistant Head Coach and Linebackers Coach. The Norfolk, Va., native later became the Pass Defensive Coordinator in 2012- 2014. In 2013, Graves would later serve as the Interim Head Football Coach at the end of the season. During his stint at MVSU, Graves was instrumental in constructing some of the best defenses in the SWAC and NCAA. MVSU was ranked No. 1 SWAC and No. 4 nationally in total defense. They also led the SWAC and NCAA in tackles for loss. In 2013, MVSU led the SWAC in interceptions and finished eighth the NCAA.

Prior to his time at MVSU, Graves spent 15 years at Southern University under the legendary Coach Pete Richardson. During his time with the Jaguars, he assisted the team with three SWAC Championships and four HBCU National Championships. He was the Co-Defensive Coordinator from 2000-2002. In 2001, Southern led the SWAC in total defense and scoring defense and also led the NCAA in turnovers. The football program also finished eighth nationally in total defense. From 2005- 2009, Graves served as the Defensive Coordinator at Southern. In 2009, the Jaguars' defense led the SWAC in turnover margin and ranked number No. 2 nationally. In 2007, Graves led Southern to a NCAA Top 25 Defense, which led the SWAC in pass defense efficiency.

In 2003, Graves served as the Defensive Coordinator and Linebackers Coach at Norfolk State, where he coached All-MEAC 1st Team and FCS All-American linebacker Kevin Talley. Talley still holds the NCAA record in tackles in a single season (195). That same year, Graves' defense led the MEAC in pass defense and was ranked No. 2 in the NCAA.

Graves played as a true freshman at Wake Forest University before transferring to Winston-Salem State University, where he was a part of two CIAA Conference Championships (1990 and 1991). He was an HBCU Pre-season All-American and a 1st Team All-CIAA Defensive Back in 1992. He finished No. 2 in the conference and No. 5 nationally in interceptions. He finished his career with 12 interceptions. He is a 1994 graduate of Winston-Salem State University. He earned a degree in Political Science/History.

Coach Graves has been a member of the American Football Coaches Association since 1995. He is also a member of Phi Beta Sigma Fraternity, Inc. He is also a member of Garden of Prayer Worship Center COGIC.

He is a proud father to China, his daughter, and a grandfather of two grandchildren.

### COACHING CAREER:

1993: Winston-Salem State (Defensive Backs Coach)  
1994-95: Southern (Graduate Assistant)  
1996-99: Southern (Special Teams Coordinator / Linebackers Coach)  
2000-02: Southern (Co-Defensive Coordinator)  
2003: Norfolk State University (Defensive Coordinator / Linebackers Coach)  
2004-09: Southern (Defensive Coordinator / Linebackers Coach)  
2010-13: Mississippi Valley State (Associate Head Coach / Linebackers Coach)  
2013: Mississippi Valley State (Interim Head Coach)  
2014-21: Grambling State (Special Teams Coordinator / Linebackers Coach)  
2021: Grambling State (Interim Head Coach)  
2022-23: Southern (Associate Head Coach / Special Teams Coordinator / Linebackers Coach)  
2023: Southern (Interim Head Coach)  
2024: Southern (Head Coach)



# 2024 JAGUARS FOOTBALL ROSTER

NO	NAME	POS	HT	WT	YR	HOMETOWN / PREVIOUS SCHOOL / HIGH
0	RODNEY JOHNSON	DB	6-2	200	SR	NEW ORLEANS, LA (SFA)
1	CKELBY GIVENS	DE	6-3	250	JR	SHREVEPORT, LA (CAPTIAN SHREVE)
2	TYLER KIRKWOOD	WR	6-0	198	SR	NEW ORLEANS, LA (HOLY CROSS HS)
2	HORACIO JOHNSON	S	6-0	198	SR	MIAMI, FL (BOOKER T. WASHINGTON HS)
3	XAVIER SPENCER	CB	6-2	191	SR	LEESVILLE, LA
4	DARREN MORRIS	WR	6-2	191	JR	BATON ROUGE, LA (SOUTHERN LAB HS)
4	ELIJAH WEST	S	6-1	188	JR	ALBANY, GA
5	DUPREE FULLER	TE	6-4	228	SR	ROJEDA, CA (LOS ANGELES VALLEY CC)
5	DERRICK WILLIAMS	LB	6-0	210	SR	MIAMI, FL ( MIAMI CENTRAL HS)
6	KENDRIC RHYMES	RB	6-0	185	SR	HOUSTON, TX (HEIGHTS HS)
7	DATRAVEON BROWN	WR	6-1	188	SR	SHREVEPORT, LA
7	JOSHUA TATE	LB	6-1	202	SR	DACATUR, GA (IOWA CENTRAL CC)
8	JAMARIUS BROWN	S	6-0	208	SR	MOBILE, AL
8	COREY RUSSELL	RB	6-0	203	R-SR	ARCADIA, LA ( GRAMBLING)
9	KOBE DILLON	RB	6-2	195	SR	FERRIDAY, LA (FERRIDAY HS)
9	JAMARLO CAMPBELL	LB	6-2	223	JR	GOODYEAR, AZ
10	CZAVIAN TEASETT	QB	6-2	200	R-FR	BATON ROUGE, LA (SCOTLANDVILLE HS)
11	DARRIUS HARRY	DE	6-2	248	SR	NEW ORLEANS, LA (SOUTHEASTERN)
12	JALEN WOODS	QB	6-1	201	R-FR	COLLEGE PARK, GA (WOODWORTH ACADEMY)
13	ERIC REED, JR	CB	6-2	188	R-JR	SHREVEPORT, LA
14	JOSHUA ALEXANDER	S	6-2	200	SR	LELAND, MS (COHOMA CC)
15	NOAH BODDEN	QB	6-4	218	JR	VALLEY STREAM, NY (GRAMBLING)
15	LUKE ROSE	CB	6-2	191	SR	OCALA, FL (NORTH MARION HS)
16	ANGELO IZZARD, JR	QB	5-11	190	R-FR	BATON ROUGE, LA (TUSKEGEE)
19	CHANDLER WHITFIELD	WR	5-10	182	SR	ZACHARY, LA (ULM)
20	TYCE FUSILIER	RB	5-8	183	SR	NEW IBERIA, LA (GRAMBLING)
21	TREMELL HARRELL	NB	6-0	188	JR	BATON RIOUGE, LA
22	DALEN WILSON	CB	6-0	178		
23	HERMAN BRISTER III	S	6-2	199	R-FR	BATON ROUGE, LA (AIR FORCE)
24	JAYLIN SIMMONS	NB	5-11	189		
25	JASON GABRIEL	RB	5-8	188	FR	NEW ORLEANS, LA
26	CAMERON JERRERSON	WR	5-10	180	R-FR	SHREVEPORT, LA (AIRLINE HS)
27	MARCUS BORNE	NB	5-10	175	R-JR	NEW ORLEANS, LA (ARCHBISHOP RUMNEL HS)
28	KIAMARY MURRAY	CB	6-2	188		
29	BRAELEN MORGAN	RB	5-7	170	JR	BATON ROUGE, LA (CATHOLIC HS)
30	ZACCARIUS COOPER	RB	6-0	204	SO	
31	LEROY BOWERS	S	6-1	208	R-JR	CINCINNATI, OH (UNIV. OF CINCINNATI)
32	VINCENT PAGE, JR	LB	6-0	225	JR	DENTON, TX
33	MIKE JONES, JR	LB	6-1	233	SR	HOUSTON, TX (KILGORE CC)
34	GREYSON LAFLUER	LB	6-0	225	JR	BATON ROUGE, LA (COLLEGE OF THE DESSERT)
35	JAYLON WOOD	CB	5-11	203	FR	
36	EDDIE BUXTON	S	6-0	199		
37	TY LEE	S	5-11	188	FR	LAFAYETTE, LA
38	JAMAAR CALLIO	S	6-0	179	FR	NEW ORLEANS, LA
39	BRAXSTON BLACKWELLS		5-10	190	SR	GULFPORT, MS (WESTERN KENTUCKY)
40	KENNY PHAM	P/K	5-10	177	JR	PORT ARTHUR, TX
41	CHRISTOPHER HALL	CB	5-11	177	R-FR	COLLEGE PARK, GA (WOODWORTH ACADEMY)
42	DEMETRIOS WALKER II	DE	6-3	256	JR	KANSAS CITY, MO
43	KENNETH GOODEN, JR	S	6-3	179	R-JR	DERRIDER, LA (DERRIDER HS)
44	JELANI DAVIS	DE	6-2	285	SR	ST. LOUIS , MO (JACKSON ST)
45	JOSHUA GRIFFIN	K	6-3	188	SR	VICKSBURG, MS (WARREN CEBTRAL HS)
46	MARKEIS BATISTE	LB	6-2	200	R-FR	BATON ROUGE, LA (MADISON PREP HS)
47	KYLE WILLIAMS	LB/LS	5-10	215	SR	VILLE PLATTE , LA (VILLE PLATTE HS)
48	DAVE PETERSON	S	6-0	205	FR	
49	MICHEAL THOMAS	LB	6-0	202	R-FR	NEW ORLEANS, LA (DE LA SALLE HS)
50	EDWIN WILSON	OL	6-5	303	FR	KENTWOOD, LA (KENTWOOD HS)
51	JACOBIE WILSON	LB	5-11	205	FR	
52	JUSTIN HILLARD	DE	6-3	254	FR	
53	EDRIC WILLIAMS	LB	6-0	226	R-FR	NEW ORLEANS, LA (BOOKER T. WASHINGTON HS)
54	MASON WARREN	LB	6-0	222	FR	BATON ROUGE, LA
55	JOSHUA TRASK, JR	OL	6-5	315	SR	NATCHEZ, MS (COPHIA-LINCOLN CC)
57	CAMERON PLUMMER	DE	6-5	255	R-JR	HOUSTON, TX (SAM HOUSTON UNIV.)



# 2024 JAGUARS FOOTBALL ROSTER

NO	NAME	POS	HT	WT	YR	HOMETOWN/PREVIUOSSCHOOL/HIGH
58	JEROME WALLACE	DT	6-3	278	SO	MIAMI, FL
59	LANCE JOSEPH	DE	6-2	235	R-FR	NEW ORLEANS, LA
60	JOSPEH GONZALEZ	OL	6-4	302	JR	
61	BENTON HARRIS	OL	6-3	298	FR	
62	JUAN GONZALES	OL	6-3	340	JR	NEW ORLEANS, LA ( MCNEESE ST.)
63	CARLOUS GRIFFIN	OL	6-0	278	R-SO	MANSFIELD, LA (MANSFIELD HS)
64	RONALD HARRIS	OL	6-4	300	FR	
65	CHRISTIAN GARCIA	OL	6-2	299	JR	PASEDNA, CA
66	DANDRE RICHARD	OL	6-3	295	SR	BATON ROUGE, LA
67	JAYDEN ROGERS	OL	6-2	375	R-FR	PLAQUEMINE, LA (PLAQUEMINE HS)
68	JERON LEWIS	OL	6-4	340	R-FR	PLAQUEMINE, LA (PLAQUEMINE HS)
69	SHANE GARDNER	OL	6-3	304	FR	
70	TREMYNE HART	OL	6-3	302	FR	
71	CARMELO CRUMP	OL	6-2	294	JR	TERRYTOWN, LA (ULM)
72	CAMERON FOSTER	OL	6-4	315	JR	SHREVEPORT, LA (MCNEESE ST)
73	KEYDREN HOLIDAY	OL	6-4	302	FR	BATON ROUGE, LA
74	BRYAN WALLACE	OL	6-3	305	FR	MIAMI, FL
76	KALEN BAILEY	OL	6-2	299	FR	NATCHEZ, MS
77	ANTONIA SANDERS	OL	6-5	301	JR	HAWKINS, GA (GEORGIA MILITARY COLLEGE)
78	CORTNEY LYLES	OL	6-3	300	JR	JACKSON, MS
80	JARROD MADDOX	WR	6-2	178	FR	KILLEEN, TX
81	JORDAN DUPREE	WR	5-10	169	SO	BATON ROUGE, LA (DUNHAM HS)
82	KOBE BROWN	WR	6-0	170	FR	
83	CAMERON JACKSON	WR	6-6	190	JR	SHREVEPORT, LA (HEMNDERSON ST)
84	JERMAINE MINOR, JR	TE	6-4	228	JR	SHREVEPORT, LA
85	KHALIL HARRIS	WR	5-8	175	JR	QUEENS, NY (GRAMBLING)
86	THOMAS MORRIS	TE	6-4	229	FR	BATON ROUGE, LA
87	CALVIN COLLIER	WR	6-0	188	SO	
88	DAMIEN KNIGHTEN	WR	5-10	178	FR	BATON ROUGE, LA (SCOTLANDVILLE HS)
89	HUBERT CALISTE	TE	6-5	232	FR	NEW ORLEANS, LA (ST AUGUSTINE HS)
90	QUINTON BUTLER	DT	6-2	277	JR	ST MARTINVILLE, LA
91	ZAC YASSINE	DT	6-1	286	SR	SUGARLAND, TX (LAMAR)
92	CAMDEN JONES	DT	6-2	277	SO	
93	WILLIE MYLES	DT	5-9	350	SR	BATON ROUGE, LA (SCOTLANDVILLE HS)
94	DAVIN COTTON	DT	6-3	285	SR	SHREVEPORT, LA (LSU)



# 2023 STATISTICS

## Team Results

	Date	Opponent		Score	Overall	Conf	Time	Attend
	09/02/2023	at Alabama St.	L	10-14	0-1	0-0	3:31	22726
	09/09/2023	Jackson St.	L	14-27	0-2	0-0	3:27	29986
*	09/16/2023	Alabama A&M	W	20-10	1-2	1-0	3:18	0
*	09/30/2023	at Ark.-Pine Bluff	W	27-0	2-2	2-0	0:00	8461
*	10/07/2023	Florida A&M	L	19-26	2-3	2-1	3:37	17174
	10/14/2023	Lincoln (CA)	W	45-18	3-3	2-1	3:28	21500
*	10/21/2023	vs Bethune-Cookman	W	28-18	4-3	3-1	3:04	10186
*	10/28/2023	Texas Southern	Wot1	23-17	5-3	4-1	3:20	19662
*	11/04/2023	at Alcorn	L	21-44	5-4	4-2	3:36	14592
*	11/11/2023	Prairie View	L	21-27	5-5	4-3	3:26	16470
*	11/25/2023	vs Grambling	W	27-22	6-5	5-3	3:49	64699





# 2023 STATISTICS

## Team Statistics

	<b>SU</b>	<b>OPP</b>
<b>Scoring</b>	<b>255</b>	<b>223</b>
Points per game	23.2	20.3
Points Off Turnovers	68	59
<b>First Downs</b>	<b>180</b>	<b>222</b>
Rushing	67	87
Passing	97	111
Penalty	16	24
<b>Rushing Yardage</b>	<b>1231</b>	<b>1439</b>
Yards gained rushing	1568	1908
Yards lost rushing	337	469
Rushing attempts	360	430
Average per rush	3.4	3.3
Average per game	111.9	130.8
TDs Rushing	16	12
<b>Passing Yardage</b>	<b>2372</b>	<b>2161</b>
Comp-Att-Int	171-305-13	206-340-7
Average per pass	7.8	6.4
Average per catch	13.9	10.5
Average per game	215.6	196.5
TDs Passing	14	13
<b>Total offense</b>	<b>3603</b>	<b>3600</b>
Total plays	665	770
Average per play	5.4	4.7
Average per game	327.5	327.3
<b>Kick returns: #-Yards</b>	<b>37-618</b>	<b>21-377</b>
<b>Punt returns: #-Yards</b>	<b>13-157</b>	<b>20-176</b>
<b>Int returns: #-Yards</b>	<b>7-77</b>	<b>13-99</b>
<b>Kick return average</b>	<b>16.7</b>	<b>18.0</b>
<b>Punt return average</b>	<b>12.1</b>	<b>8.8</b>
<b>Int return average</b>	<b>11.0</b>	<b>7.6</b>
<b>Fumbles-Lost</b>	<b>16-11</b>	<b>19-14</b>
<b>Penalties-Yards</b>	<b>93-865</b>	<b>68-592</b>
Average per game	78.6	53.8
<b>Punts-Yards</b>	<b>47-2059</b>	<b>51-2035</b>
Average per punt	43.8	39.9
Net punt average	38.7	33.5
<b>Kickoffs-Yards</b>	<b>51-2978</b>	<b>45-2460</b>
Average per kick	58.4	54.7
Net kick average	38.3	36.6
<b>Time of possession / game</b>	<b>26:14</b>	<b>32:59</b>
<b>3rd-down conversion</b>	<b>43/135</b>	<b>61/162</b>
3rd-down pct	32%	38%
<b>4rd-down conversion</b>	<b>12/27</b>	<b>11/27</b>



# 2023 STATISTICS

	SU	OPP
4rd-down pct	44%	41%
<b>Sacks by-Yards</b>	<b>29-195</b>	<b>37-221</b>
<b>Misc Yards</b>	<b>0</b>	<b>0</b>
<b>Touchdowns scored</b>	<b>34</b>	<b>28</b>
<b>Field goals - attempts</b>	<b>7-11</b>	<b>9-18</b>
<b>On-Side kicks</b>	<b>1-1</b>	<b>0-1</b>
<b>Red-zone scores</b>	<b>(22-30) 73%</b>	<b>(23-34) 68%</b>
<b>Red-zone touchdowns</b>	<b>(17-30) 57%</b>	<b>(15-34) 44%</b>
<b>PAT-attempts</b>	<b>(30-33) 91%</b>	<b>(22-23) 96%</b>
<b>2-point conversion-attempts</b>	<b>(0-0) 0%</b>	<b>(1-5) 20%</b>
<b>Attendance</b>	<b>104792</b>	<b>45779</b>
Games / Avg per game	6/17465	3/15260
Neutral site games	-	2/37443

## Score by Periods

Team	1st	2nd	3rd	4th	OT	TOT
Southern U.	79	85	34	51	6	255
Opponents	52	77	50	44	0	223





# 2023 STATISTICS

## Team Defense

##	Player	gp	Tackles				Sacks	Pass defense			Fumbles		blkd	
			ua	a	tot	tfl/yds	no-yds	int-yds	brup	qbh	fr-yds	ff	kick	saf
5	Derrick Williams	11	31	41	72	4-7	.	.	.	3	1-0	.	.	.
56	Jalen Campbell	11	31	32	63	5.5-33	3.5-26	.	5	2	.	.	.	.
7	Jordan Carter	11	43	20	63	2.5-11	.	4-10	6	1	1-30	1	.	.
29	Horacio Johnson	11	42	21	63	2.5-6	.	.	3	.	1-0	1	1	.
92	Ckelby Givens	11	32	29	61	21-83	7-23	.	.	8	1-0	4	.	.
0	Rodney Johnson	11	24	19	43	.	.	.	5	.	.	.	.	.
9	Tahj Brown	11	24	18	42	14.5-63	7-44	.	.	2	2-0	1	.	.
94	Davin Cotton	11	13	20	33	2-2	.	.	.	2	1-0	1	.	.
28	Willie Matthews III	9	18	14	32	.	.	1-49	1	1	.	.	.	.
17	Kriston Davis	10	25	6	31	1-9	.	1-0	13	.	1-0	1	.	.
11	Demetri Morsell	9	21	6	27	1-5	.	.	5	.	1--29	.	.	.
32	Joshua Tate	7	13	11	24	4-22	2-20	1-18	.	1	.	.	.	.
2	Keylin Roach	11	12	12	24	1.5-3	.	.	2	.	2-0	1	.	.
48	Jordan Monroe	10	13	9	22	5-25	2.5-19	.	1	.	.	1	.	.
90	Rasheed Lyles	11	11	9	20	2.5-3	.	.	.	2	.	.	.	.
93	William Miles	10	10	8	18	4-14	1.5-9	.	.	2	.	.	.	.
91	Zac Yassine	7	10	6	16	1.5-17	1-15	.	.	.	.	.	.	.
18	Tyler Judson	7	6	6	12	.	.	.	3	.	.	.	.	.
95	Latrelle Johnson	8	4	8	12	.	.	.	.	.	.	.	1	.
31	Leroy Bowers	8	5	7	12	.	.	.	.	.	.	.	.	.
98	Joshua Donald	9	8	3	11	2-14	1-10	.	.	.	.	.	.	.
40	Darrius Harry	11	1	8	9	1-4	0.5-3	.	.	1	.	.	.	.
27	Marcus Borne	8	3	3	6	.	.	.	.	.	.	.	.	.
96	Jelani Davis	5	4	1	5	3.5-26	2.5-22	.	.	.	.	.	.	.
5	Dupree Fuller	6	3	1	4	1.5-2	.	.	1	.	.	.	.	.
47	Kyle Williams	5	1	2	3	.	.	.	.	.	.	.	.	.
20	Kaymen St.Junious	3	2	1	3	.	.	.	.	.	.	.	.	.
30	Bryson Baggett	3	2	1	3	.	.	.	.	.	.	.	.	.
43	Kenneth Gooden	6	1	1	2	.	.	.	.	.	.	.	.	.
4	Darren Morris	11	1	1	2	.	.	.	.	.	.	.	.	.
33	Michael Jones Jr	8	1	1	2	1.5-11	.	.	.	.	.	.	.	.
26	Dominique Hall	5	1	1	2	.	.	.	.	.	1-0	.	.	.
41	Christopher Hall	2	.	1	1	.	.	.	.	.	.	.	.	.
37	Jaylin Simmons	2	.	1	1	.	.	.	.	.	.	.	.	.
49	Michael Thomas	2	.	1	1	.	.	.	.	.	.	.	.	.
74	John Mitchell	6	1	.	1	.	.	.	.	.	.	.	.	.
82	Jailon Howard	11	1	.	1	.	.	.	.	.	.	.	.	.
99	Austin Mitchell	1	.	1	1	.	.	.	.	.	.	.	.	.
22	Travien Benjamin	1	1	.	1	.	.	.	.	.	.	.	.	.
8	Ed Magee	10	1	.	1	.	.	.	.	.	.	.	.	.
36	Logan Scott	2	1	.	1	.	.	.	.	.	.	.	.	.



# 2023 STATISTICS

##	Player	GP-GS	ALST	JSU	AAMU	UAPB	FAMU	Lincoln (CA)	BCU	TSU	Alcorn	PVAM	GSU
0	Rodney Johnson	11/9	START	XXX	START	START	START	START	START	START	START	XXX	START
1	Harold Blood	11/10	START	XXX	START	START	START	START	START	START	START	START	START
2	Keylin Roach	11/3	XXX	XXX	START	START	XXX	XXX	XXX	XXX	XXX	START	XXX
2	Cassius Allen	11/0	XXX	XXX	XXX	XXX	XXX	XXX	XXX	XXX	XXX	XXX	XXX
3	George Qualls, Jr.	11/5	START	XXX	START	XXX	START	START	XXX	XXX	XXX	XXX	START
4	Darren Morris	11/0	XXX	XXX	XXX	XXX	XXX	XXX	XXX	XXX	XXX	XXX	XXX
5	Derrick Williams	11/9	XXX	XXX	START	START	START	START	START	START	START	START	START
5	Dupree Fuller	6/3	START	XXX	START	XXX	XXX	...	...	...	...	...	START
6	Kendric Rhymes	11/0	XXX	XXX	XXX	XXX	XXX	XXX	XXX	XXX	XXX	XXX	XXX
7	Dylan Mehrotra	1/0	...	...	...	...	...	...	...	...	XXX	...	...
7	Jordan Carter	11/10	START	XXX	START	START	START	START	START	START	START	START	START
8	Ed Magee	10/5	XXX	XXX	...	START	XXX	XXX	START	START	START	START	XXX
9	Tahj Brown	11/10	START	XXX	START	START	START	START	START	START	START	START	START
9	Kobe Dillion	9/1	XXX	...	XXX	XXX	XXX	XXX	XXX	XXX	XXX	START	...
10	Czavian Teasett	0/0	...	...	...	...	...	...	...	...	...	...	...
11	Demetri Morsell	9/8	START	...	...	XXX	START	START	START	START	START	START	START
12	Jalen Woods	1/0	...	...	...	XXX	...	...	...	...	...	...	...
13	Colbey Washington	11/10	START	XXX	START	START	START	START	START	START	START	START	START
14	Joshua Alexander	4/0	XXX	...	...	XXX	XXX	...	...	XXX	...	...	...
15	Luke Rose	2/0	...	XXX	...	XXX	...	...	...	...	...	...	...
15	Noah Bodden	6/0	XXX	...	XXX	XXX	...	XXX	...	...	...	XXX	XXX
17	Kriston Davis	10/9	START	XXX	...	START	START	START	START	START	START	START	START
18	Tyler Judson	7/3	START	XXX	START	XXX	XXX	...	...	...	...	XXX	START
19	Chandler Whitfield	11/9	XXX	XXX	START	START	START	START	START	START	START	START	START
20	Kaymen St.Junious	3/0	XXX	...	XXX	XXX	...	...	...	...	...	...	...
21	Jermaine Minor Jr.	10/1	XXX	XXX	...	START	XXX	XXX	XXX	XXX	XXX	XXX	XXX
22	Travien Benjamin	1/0	...	...	...	XXX	...	...	...	...	...	...	...
23	CJ Russell	10/0	XXX	XXX	...	XXX	XXX	XXX	XXX	XXX	XXX	XXX	XXX
24	Gary Quarles	11/9	START	XXX	START	START	START	START	START	START	START	XXX	START
25	Braelen Morgan	2/0	...	...	...	...	...	...	...	...	...	XXX	XXX
26	Dominique Hall	5/0	...	...	...	...	...	XXX	XXX	XXX	XXX	XXX	...
26	Cam Jefferson	2/0	XXX	...	...	XXX	...	...	...	...	...	...	...
27	Marcus Borne	8/0	XXX	...	XXX	XXX	XXX	XXX	...	...	XXX	XXX	XXX
28	Willie Matthews III	9/0	...	...	XXX	XXX	XXX	XXX	XXX	XXX	XXX	XXX	XXX
29	Horacio Johnson	11/8	XXX	XXX	START	START	START	START	START	START	START	START	XXX
30	Bryson Baggett	3/0	...	...	...	...	...	...	...	XXX	...	XXX	XXX
31	Leroy Bowers	8/0	...	...	...	XXX	XXX	XXX	XXX	XXX	XXX	XXX	XXX
32	Joshua Tate	7/0	...	...	...	...	XXX	XXX	XXX	XXX	XXX	XXX	XXX
33	Michael Jones Jr	8/0	XXX	...	XXX	XXX	XXX	XXX	...	XXX	XXX	XXX	...
34	Amareya Greeley	0/0	...	...	...	...	...	...	...	...	...	...	...
35	Robens Beauplan	11/0	XXX	XXX	XXX	XXX	XXX	XXX	XXX	XXX	XXX	XXX	XXX
36	Logan Scott	2/0	XXX	...	...	...	...	...	...	...	...	...	XXX
37	Jaylin Simmons	2/0	...	...	...	...	...	XXX	...	...	...	...	XXX
38	Tyce Fusilier	7/0	XXX	...	...	XXX	XXX	XXX	...	XXX	XXX	XXX	...
39	Braxston Blackwell	11/0	XXX	XXX	XXX	XXX	XXX	XXX	XXX	XXX	XXX	XXX	XXX
40	Darrius Harry	11/0	XXX	XXX	XXX	XXX	XXX	XXX	XXX	XXX	XXX	XXX	XXX
41	Christopher Hall	2/0	...	...	...	...	XXX	XXX	...	...	...	...	...
42	Cody Rucker	1/0	...	...	...	...	...	...	...	XXX	...	...	...
43	Kenneth Gooden	6/0	...	...	XXX	XXX	XXX	XXX	XXX	...	...	XXX	...
44	Andy Boykin	0/0	...	...	...	...	...	...	...	...	...	...	...
45	Joshua Griffin	11/0	XXX	XXX	XXX	XXX	XXX	XXX	XXX	XXX	XXX	XXX	XXX
46	Markeis Batiste	1/0	XXX	...	...	...	...	...	...	...	...	...	...
47	Kyle Williams	5/0	...	XXX	...	XXX	XXX	...	...	...	...	XXX	XXX
48	Jordan Monroe	10/0	XXX	XXX	XXX	XXX	XXX	...	XXX	XXX	XXX	XXX	XXX
49	Michael Thomas	2/0	...	...	...	...	...	...	XXX	...	XXX	...	...
51	Christian Lane	2/0	...	...	...	XXX	...	...	...	...	...	XXX	...
52	Kyelin Smith	1/0	...	...	...	XXX	...	...	...	...	...	...	...
53	Eldric Williams	0/0	...	...	...	...	...	...	...	...	...	...	...
55	Joshua Trask Jr	11/10	START	XXX	START	START	START	START	START	START	START	START	START
56	Jalen Campbell	11/10	START	XXX	START	START	START	START	START	START	START	START	START



# 2023 STATISTICS

##	Player	GP-GS	ALST	JSU	AAMU	UAPB	FAMU	Lincoln (CA)	BCU	TSU	Alcorn	PVAM	GSU
57	Cameron Plummer	5/0	XXX	...	...	XXX	...	XXX	...	...	XXX	XXX	...
58	Tyris Pierre	1/0	...	...	...	...	...	...	...	...	...	XXX	...
59	Lance Joseph	0/0	...	...	...	...	...	...	...	...	...	...	...
60	Bernard Childs	8/5	START	XXX	...	XXX	...	START	START	...	XXX	START	START
61	Kyree Wade	3/0	...	XXX	...	XXX	XXX	...	...	...	...	...	...
62	Juan Gonzales	2/0	...	XXX	...	XXX	...	...	...	...	...	...	...
63	Blake Williams	1/0	XXX	...	...	...	...	...	...	...	...	...	...
64	Brandon Johnson	1/0	...	...	...	...	...	...	...	...	...	XXX	...
65	Carlus Griffin	0/0	...	...	...	...	...	...	...	...	...	...	...
66	Jerron Lewis	2/0	...	...	...	...	...	...	...	...	XXX	XXX	...
67	Jayden Rogers	3/0	...	...	...	...	XXX	...	...	...	XXX	XXX	...
68	Eric Hardy	1/0	...	...	...	...	...	...	...	...	XXX	...	...
69	Micah Daniels	0/0	...	...	...	...	...	...	...	...	...	...	...
70	Traveon Newsome	11/10	START	XXX	START	START	START	START	START	START	START	START	START
71	Cherlson Paul	7/2	...	...	XXX	XXX	XXX	START	START	...	XXX	...	XXX
72	Cam Foster	2/1	...	...	...	...	...	...	...	...	...	START	XXX
74	John Mitchell	6/2	...	...	...	XXX	START	...	...	XXX	START	XXX	XXX
75	Bryce McNair	11/7	START	XXX	START	START	START	XXX	XXX	START	START	XXX	START
77	Khristian Zachary	4/3	...	XXX	START	...	...	...	...	START	...	START	...
78	Eli Fields	10/9	START	...	START	START	START	START	START	START	START	XXX	START
80	Tyler Kirkwood	0/0	...	...	...	...	...	...	...	...	...	...	...
81	Jordan Dupre	4/0	XXX	XXX	...	XXX	...	...	...	...	XXX	...	...
82	Jailon Howard	11/7	START	XXX	XXX	XXX	START	START	START	START	START	START	XXX
83	Cameron Jackson	1/0	...	...	...	XXX	...	...	...	...	...	...	...
84	Ivan Thomas	0/0	...	...	...	...	...	...	...	...	...	...	...
85	Khalil Harris	0/0	...	...	...	...	...	...	...	...	...	...	...
86	Harold Rhods	0/0	...	...	...	...	...	...	...	...	...	...	...
88	August Pitre III	10/0	...	XXX	XXX	XXX	XXX	XXX	XXX	XXX	XXX	XXX	XXX
89	Ashton Terrell	0/0	...	...	...	...	...	...	...	...	...	...	...
90	Rasheed Lyles	11/7	START	XXX	XXX	XXX	XXX	START	START	START	START	START	START
91	Zac Yassine	7/0	...	...	...	XXX	...	XXX	XXX	XXX	XXX	XXX	XXX
92	Ckelby Givens	11/10	START	XXX	START	START	START	START	START	START	START	START	START
93	William Miles	10/1	XXX	XXX	START	XXX	XXX	XXX	XXX	XXX	...	XXX	XXX
94	Davin Cotton	11/10	START	XXX	START	START	START	START	START	START	START	START	START
95	Latrelle Johnson	8/0	XXX	XXX	XXX	XXX	XXX	XXX	XXX	...	...	...	XXX
96	Jelani Davis	5/0	XXX	...	...	XXX	...	XXX	XXX	XXX	...	...	...
98	Joshua Donald	9/2	XXX	XXX	XXX	START	START	...	XXX	XXX	...	XXX	XXX
99	Austin Mitchell	1/0	...	...	...	...	...	XXX	...	...	...	...	...



# 2023 STATISTICS

## Rushing

Player	gp	att	gain	loss	net	avg	td	lg	avg/g
Kendric Rhymes	11	121	696	36	660	5.5	9	73	60.0
Gary Quarles	11	92	423	35	388	4.2	3	34	35.3
Kobe Dillion	9	35	123	7	116	3.3	1	17	12.9
CJ Russell	10	20	72	1	71	3.6	2	20	7.1
Braelen Morgan	2	2	37	0	37	18.5	0	25	18.5
Ed Magee	10	2	4	0	4	2.0	0	3	0.4
Dylan Mehrotra	1	1	4	0	4	4.0	0	4	4.0
Harold Blood	11	71	192	190	2	0.0	1	29	0.2
Noah Bodden	6	9	16	55	-39	-4.3	0	10	-6.5
Team	11	7	1	13	-12	-1.7	0	0	-1.1
<b>Total</b>	<b>11</b>	<b>360</b>	<b>1568</b>	<b>337</b>	<b>1231</b>	<b>3.4</b>	<b>16</b>	<b>73</b>	<b>111.9</b>
<b>Opponents</b>	<b>11</b>	<b>430</b>	<b>1908</b>	<b>469</b>	<b>1439</b>	<b>3.3</b>	<b>12</b>	<b>75</b>	<b>130.8</b>

## Passing

Player	gp	effic	comp-att-int	pct	yds	td	lg	avg/g
Harold Blood	11	129.4	148-258-11	57.4	1963	13	98	178.5
Noah Bodden	6	119.8	22-45-2	48.9	388	1	53	64.7
Dylan Mehrotra	1	0.0	0-1-0	0.0	0	0	0	0.0
Joshua Alexander	4	276.4	1-1-0	100.0	21	0	21	5.3
<b>Total</b>	<b>11</b>	<b>128.0</b>	<b>171-305-13</b>	<b>56.1</b>	<b>2372</b>	<b>14</b>	<b>98</b>	<b>215.6</b>
<b>Opponents</b>	<b>11</b>	<b>122.5</b>	<b>206-340-7</b>	<b>60.6</b>	<b>2161</b>	<b>13</b>	<b>63</b>	<b>196.5</b>

## Receiving

Player	gp	no.	yds	avg	td	lg	avg/g
Kendric Rhymes	11	27	192	7.1	2	44	17.5
August Pitre III	10	23	441	19.2	5	64	44.1
Chandler Whitfield	11	20	357	17.9	3	72	32.5
Jailon Howard	11	16	199	12.4	0	42	18.1
Colbey Washington	11	15	219	14.6	0	31	19.9
George Qualls, Jr.	11	15	180	12.0	1	38	16.4
Cassius Allen	11	14	224	16.0	0	35	20.4
Ed Magee	10	11	156	14.2	0	36	15.6
Darren Morris	11	11	247	22.5	2	98	22.5
Gary Quarles	11	10	62	6.2	1	30	5.6
Kobe Dillion	9	2	15	7.5	0	11	1.7
Dupree Fuller	6	2	15	7.5	0	11	2.5
Jermaine Minor Jr.	10	2	34	17.0	0	26	3.4
Cameron Jackson	1	1	12	12.0	0	12	12.0
Marcus Borne	8	1	4	4.0	0	4	0.5
<b>Total</b>	<b>11</b>	<b>170</b>	<b>2357</b>	<b>13.9</b>	<b>14</b>	<b>98</b>	<b>214.3</b>
<b>Opponents</b>	<b>11</b>	<b>206</b>	<b>2161</b>	<b>10.5</b>	<b>13</b>	<b>63</b>	<b>196.5</b>

## Punt Returns

Player	no.	yds	avg	td	lg
Chandler Whitfield	10	144	14.4	0	43
Rasheed Lyles	1	12	12.0	0	12
Keylin Roach	1	1	1.0	0	1
George Qualls, Jr.	0	0	0.0	1	0
<b>Total</b>	<b>13</b>	<b>157</b>	<b>12.1</b>	<b>1</b>	<b>43</b>
<b>Opponents</b>	<b>20</b>	<b>176</b>	<b>8.8</b>	<b>0</b>	<b>39</b>

## Interceptions

Player	no.	yds	avg	td	lg
Jordan Carter	4	10	2.5	0	9
Kriston Davis	1	0	0.0	0	0
Willie Matthews III	1	49	49.0	0	49
Joshua Tate	1	18	18.0	0	18
<b>Total</b>	<b>7</b>	<b>77</b>	<b>11.0</b>	<b>0</b>	<b>49</b>
<b>Opponents</b>	<b>13</b>	<b>99</b>	<b>7.6</b>	<b>2</b>	<b>95</b>

## Kick Returns

Player	no.	yds	avg	td	lg
CJ Russell	13	251	19.3	0	43
Jailon Howard	9	208	23.1	1	90
Braelen Morgan	5	67	13.4	0	23
Darren Morris	2	28	14.0	0	15
Jordan Dupre	2	34	17.0	0	19
Tahj Brown	1	-2	-2.0	0	0
Kobe Dillion	1	4	4.0	0	4
Tyce Fusilier	1	11	11.0	0	11
Kendric Rhymes	1	17	17.0	0	17
Cassius Allen	1	0	0.0	0	0
Michael Jones Jr	1	0	0.0	0	0
<b>Total</b>	<b>37</b>	<b>618</b>	<b>16.7</b>	<b>1</b>	<b>90</b>
<b>Opponents</b>	<b>21</b>	<b>377</b>	<b>18.0</b>	<b>0</b>	<b>60</b>

## Fumble Returns

Player	no.	yds	avg	td	lg
Jordan Carter	1	30	30.0	0	30
Tahj Brown	2	0	0.0	0	0
Keylin Roach	2	0	0.0	0	0
Ckelby Givens	1	0	0.0	1	0
Davin Cotton	1	0	0.0	0	0
Kriston Davis	1	0	0.0	0	0
Derrick Williams	1	0	0.0	0	0
Kobe Dillion	1	0	0.0	0	0
Horacio Johnson	1	0	0.0	0	0
Tyce Fusilier	1	0	0.0	0	0
Dominique Hall	1	0	0.0	0	0
Demetri Morsell	1	-29	-29.0	0	0
<b>Total</b>	<b>14</b>	<b>1</b>	<b>0.1</b>	<b>1</b>	<b>30</b>
<b>Opponents</b>	<b>11</b>	<b>53</b>	<b>4.8</b>	<b>1</b>	<b>27</b>



# 2023 STATISTICS

## Scoring

Player	td	fg	PAT						pts
			kick	rush	rcv	pass	dxp	saf	
Kendric Rhymes	11	-	-	-	-	-	-	-	66
Joshua Griffin	-	6-10	30-33	-	-	-	-	-	48
August Pitre III	5	-	-	-	-	-	-	-	30
Gary Quarles	4	-	-	-	-	-	-	-	24
Chandler Whitfield	3	-	-	-	-	-	-	-	18
CJ Russell	2	-	-	-	-	-	-	-	12
George Qualls, Jr.	2	-	-	-	-	-	-	-	12
Darren Morris	2	-	-	-	-	-	-	-	12
Demetri Morsell	1	-	-	-	-	-	-	-	6
Jailon Howard	1	-	-	-	-	-	-	-	6
Kobe Dillion	1	-	-	-	-	-	-	-	6
Harold Blood	1	-	-	-	-	-	-	-	6
Ckelby Givens	1	-	-	-	-	-	-	-	6
<b>Total</b>	<b>34</b>	<b>7-11</b>	<b>30-33</b>	<b>0</b>	<b>0</b>	<b>0</b>	<b>0</b>	<b>0</b>	<b>255</b>
<b>Opponents</b>	<b>28</b>	<b>9-18</b>	<b>22-23</b>	<b>0</b>	<b>1</b>	<b>1</b>	<b>1</b>	<b>1</b>	<b>223</b>

## Field Goals

Player	fg	pct.	01-19	20-29	30-39	40-49	50-99	lg	blk
Joshua Griffin	6-10	60.0	2-2	1-1	0-2	2-2	1-2	54	1
<b>Opponents</b>	<b>9-18</b>	<b>50.0</b>	<b>1-1</b>	<b>2-2</b>	<b>4-6</b>	<b>1-7</b>	<b>0-1</b>	<b>44</b>	<b>2</b>

## FG Sequence

Team Name	Southern U.	Opponents
Alabama St.	(40)	41,47
Jackson St.	52	40
Alabama A&M	(0),0,(15)	(0)
Ark.-Pine Bluff	(22),(42)	33
Texas Southern	33,(54)	(21),46
Alcorn	()	(34),(19),(37)
Prairie View	38	40,(23),38,(33)
Lincoln (CA)	(15)	
Florida A&M		(44)
Bethune-Cookman		51,(37)
Grambling		44

Numbers in (parentheses) indicate field goal was made

## Total Offense


Player	g	plays	rush	pass	total	avg/g
Harold Blood	11	329	2	1963	1965	178.6
Kendric Rhymes	11	121	660	0	660	60.0
Gary Quarles	11	92	388	0	388	35.3
Noah Bodden	6	54	-39	388	349	58.2
Kobe Dillion	9	35	116	0	116	12.9
CJ Russell	10	20	71	0	71	7.1
Braelen Morgan	2	2	37	0	37	18.5
Joshua Alexander	4	1	0	21	21	5.3
Ed Magee	10	2	4	0	4	0.4
Dylan Mehrotra	1	2	4	0	4	4.0
Team	11	0	-12	0	-12	-1.1
<b>Total</b>	<b>11</b>	<b>665</b>	<b>1231</b>	<b>2372</b>	<b>3603</b>	<b>327.5</b>
<b>Opponents</b>	<b>11</b>	<b>770</b>	<b>1439</b>	<b>2161</b>	<b>3600</b>	<b>327.3</b>

## Punting

Player	no.	yds	avg	lg	tb	fc	i20	50+	blk
Robens Beauplan	47	2059	43.8	63	3	8	14	9	0
<b>Total</b>	<b>47</b>	<b>2059</b>	<b>43.8</b>	<b>63</b>	<b>3</b>	<b>8</b>	<b>14</b>	<b>9</b>	<b>0</b>
<b>Opponents</b>	<b>51</b>	<b>2035</b>	<b>39.9</b>	<b>65</b>	<b>9</b>	<b>14</b>	<b>13</b>	<b>7</b>	<b>1</b>

## Kickoffs

Player	no.	yds	avg	tb	ob	retn	net	ydln
Joshua Griffin	49	2845	58.1	23	1			
Robens Beauplan	1	68	68.0	0	0			
<b>Total</b>	<b>51</b>	<b>2978</b>	<b>58.4</b>	<b>24</b>	<b>1</b>	<b>17</b>	<b>38.3</b>	<b>26</b>
<b>Opponents</b>	<b>45</b>	<b>2460</b>	<b>54.7</b>	<b>6</b>	<b>1</b>	<b>35</b>	<b>36.6</b>	<b>28</b>





# YEAR-BY-YEAR RESULTS

<b>1901 (0-1)</b>		
Tuskegee	L	0-37

<b>1902 (0-1)</b>		
Tuskegee	L	0-85

<b>1903 (N/A)</b>		
results unavailable		

<b>1904 (0-1)</b>		
Tuskegee	L	0-65

<b>1905 (0-2)</b>		
Tuskegee	L	0-6
Talladega	L	0-5

<b>1906 (0-1-1)</b>		
Tuskegee	L	0-5
Talladega	T	5-5

<b>1907 (1-1)</b>		
Tuskegee	L	0-6
Talladega	W	10-5

<b>1908 (3-1)</b>		
Talladega	W	5-0
Talladega	W	6-0
Tuskegee	L	0-6
Atlanta	W	6-0

<b>1909 (5-0)</b>		
Talladega		W6-0
Atlanta	W	6-0
Florida A&M	W	65-0
Americus	W	18-0
Tuskegee	W	2-0

<b>1910 (3-1)</b>		
Talladega	W	6-0
Atlanta	W	6-0
Americus	W	6-0
Morehouse	L	0-17

<b>1911 (2-1)</b>		
Americus	W	12-0
Jackson	W	17-0
Talladega	L	5-6

<b>1912 (N/A)</b>		
results unavailable		

<b>1913 (N/A)</b>		
results unavailable		

<b>1914 (3-1)</b>		
Selma	W	39-0
Americus	W	26-0
Tuskegee	W	7-0
Talladega	L	0-19

<b>1915 (2-1)</b>		
Tuskegee	W	13-0
Selma	W	40-0
Fisk	L	0-25

<b>1916 (2-2-1)</b>		
Selma	W	41-0
Paine	W	62-20
Birmingham	L	0-12

<b>1917 (1-2)</b>		
Talladega	L	0-19
Selma	W	72-0
Ohio National Guard	L	0-19

<b>1918 (0-1-1)</b>		
Tuskegee	L	0-31
Clark	T	0-0

<b>1919 (2-2)</b>		
results unavailable		

<b>1920 (0-3-1)</b>		
results unavailable		

<b>1921 (2-1-2)</b>		
24th Infantry	T	7-7
Talladega	L	20-21
Bethel	W	7-0
24th Infantry	W	7-0
Miles	T	7-7

<b>1922 (4-3)</b>		
Tuskegee	L	0-19
24th Infantry	L	0-26
Stillman	W	38-0
24th Infantry	L	0-12
Mobile	W	31-0
Selma	W	82-0
Florida A&M	W	14-0

<b>1923 (-4)</b>		
Stillman	W	30-0
Talladega	L	0-13
Tuskegee	L	6-13
24th Infantry	W	18-12
Birmingham	W	26-0
Miles	W	16-0
Morehouse	L	0-25
Florida A&M	L	0-6

<b>1924 (5-3)</b>		
Selma	W	20-0
Birmingham	W	12-0
Talladega	W	13-6
Alabama A&M	W	30-0
24th Infantry	L	7-40
Tuskegee	L	7-28
Morehouse	L	0-33
Florida A&M	W	13-6

<b>1925 (6-2-1)</b>		
24th Infantry	T	0-0
Birmingham	W	33-0
Talladega	W	7-6
Alabama A&M	W	7-0
Selma	W	57-0
Tuskegee	L	0-14
Miles	W	35-0
Morehouse	L	0-20
Florida A&M	W	25-0

<b>1926 (6-3)</b>		
Georgia Normal	W	83-0
Birmingham	W	59-0
Atlanta University	W	12-7
Miles	W	12-0
Selma	W	54-0
Tuskegee	L	7-14
Talladega	L	0-2

Morehouse	W	12-7
Florida A&M	L	0-6

<b>1927 (5-3-2)</b>		
Miles	W	19-9
Atlanta	L	0-6
Morehouse	L	6-13
Selma	W	49-0
Talladega	W	12-6
Clark	T	6-6
Lane	W	19-0
Langston	L	0-14
Florida A&M	W	25-6
Tuskegee	T	0-0

<b>1928 (5-4-1)</b>		
Florida A&M	W	6-0
Atlanta	L	5-7
Selma	W	32-6
Langston	L	0-7
Talladega	W	13-0
Tennessee State	W	6-0
Morehouse	L	7-25
Tuskegee	T	6-6
Miles	W	42-0
Clark	L	0-28

<b>1929 (5-2-2)</b>		
24th Infantry	T	0-0
Florida A&M	W	6-0
Morris Brown	W	2-0
Langston		T13-13
Alabama A&M	W	32-0
Clark	L	0-13
Selma	W	43-0
Tuskegee	L	0-20
Miles	W	44-0

<b>1930 (6-5)</b>		
24th Infantry	W	39-0
Florida A&M	W	13-6
Morris Brown	L	0-6
Alabama A&M	W	46-6
Langston	L	0-28
Paine	W	0-13
Wilberforce	L	0-26
Clark	W	13-0
Miles	W	19-12
Tuskegee	L	6-32
Morehouse	L	0-3

<b>1931 (8-3)</b>		
24th Infantry	W	42-0
New Orleans	W	39-6
Paine	W	32-12
Clark	W	19-7
Alabama A&M	W	56-0
Wilberforce	L	0-32
Morris Brown	W	6-0
Florida A&M	W	14-0
Tuskegee	L	7-32
Morehouse	W	24-0
Prairie View	L	2-27

<b>1949 (10-0-1)**</b>		
Texas Southern	W	41-0
Central State	W	20-18
Huston-Tillotson	W	34-0
Ark. Pine-Bluff	W	47-6
Langston Univ.	T	14-14

Texas College	W	41-7
Bishop College	W	14-7
Wiley College	W	37-0
Florida A&M	W	31-13
Prairie View A&M	W	39-0
Xavier	W	87-0

*\*\*The 1949 team won the Southwestern Athletic Conference Championship & Black College National Championship\*\**

<b>1950 (10-0-1)**</b>		
Texas Southern	W	19-0
Central State	W	24-0
Huston-Tillotson	W	59-0
Ark. Pine-Bluff	W	26-0
Langston Univ.	W	47-6
Texas State	W	19-6
Bishop College	W	12-7
Wiley College	W	19-6
Florida A&M	T	0-0
Prairie View A&M	W	3-0
Xavier	W	35-6

*\*\*The 1950 team won the Southwestern Athletic Conference Championship & Black College National Championship\*\**

<b>1951 (5-4-2)</b>		
Texas Southern	W	25-0
Alcorn State	L	13-19
Huston-Tillotson	W	67-0
Ark. Pine-Bluff	T	7-7
Langston Univ.	L	2-6
Texas College	T	7-7
Bishop College	W	42-0
Wiley College	W	24-21
Florida A&M	L	6-36
Prairie View A&M	W	13-0
Xavier	L	8-22

<b>1952 (8-3)</b>		
Texas Southern	L	7-14
Alcorn State	L	27-6
Paul Quinn	W	18-12
Ark. Pine Bluff	W	19-7
Langston Univ.	W	38-7
Texas College	W	19-16
Bishop College	W	105-0
Wiley College	W	38-20
Florida A&M	W	25-13
Prairie View A&M	L	6-31
Xavier	W	19-13

<b>1953 (9-2)</b>		
Texas Southern	W	28-6
Alcorn State	W	33-0
Paul Quinn	W	18-12
Ark. Pine-Bluff	W	60-0
Langston Univ.	W	25-7
Texas College	W	58-0
Bishop College	W	79-0
Wiley College	W	70-13
Florida A&M	L	25-33
Prairie View A&M	L	0-20
Xavier	W	41-15

<b>1954 (10-1)**</b>		
Texas Southern	W	26-6
Alcorn State	W	19-0
Paul Quinn	W	33-6



# YEAR-BY-YEAR RESULTS

Ark. Pine-Bluff	W	34-6
Langston Univ.	W	25-6
Texas College	W	41-25
Bishop College	W	77-0
Wiley College	W	33-19
Florida A&M	W	59-23
Prairie View A&M	L	13-20
Xavier	W	4-13

*\*\*The 1954 Black College National Championship\*\**

<b>1955 (7-2-1)**</b>		
Texas Southern	W	33-21
Alcorn State	T	18-18
Xavier	W	51-0
Ark. Pine-Bluff	W	47-6
Langston Univ.	W	7-0
Texas College	W	38-14
Bishop College +	W	1-0
Wiley College	W	16-6
Florida A&M	L	0-51
Prairie View A&M	L	19-21
+Bishop College Forfeit		

*\*\*The 1955 team won the Southwestern Athletic Conference Championship\*\**

<b>1956 (5-5)</b>		
Texas Southern	L	7-19
Alcorn State	W	26-13
Xavier	L	13-14
Ark. Pine-Bluff	W	16-13
Langston Univ.	W	8-0
Texas College	W	39-20
Tennessee State	L	6-52
Wiley College	W	20-13
Florida A&M	L	6-34
Prairie View A&M	L	6-14

<b>1957 (6-4)</b>		
Texas Southern	L	6-19
Alcorn State	W	47-0
Xavier	W	38-0
Ark. Pine-Bluff	W	59-0
Langston Univ.	W	40-20
Texas College	W	48-7
Tennessee State	L	14-33
Wiley College	L	20-24
Florida A&M	L	6-32
Prairie View A&M	W	18-13

<b>1958 (8-2)</b>		
Texas Southern	W	30-6
Alcorn State	W	56-0
Xavier	W	50-0
Ark. Pine-Bluff	W	34-0
Jackson State	W	30-6
Texas College	L	6-13
Tennessee State	W	23-14
Wiley College	W	21-6
Florida A&M	W	35-6
Prairie View A&M	L	14-20

<b>1959 (8-2)**</b>		
Texas Southern	W	32-8

Grambling State	W	12-6
Xavier	W	35-12
Ark. Pine-Bluff	W	56-8
Jackson State	W	22-9
Texas College	W	45-0
Tennessee State	L	13-17
Wiley College	W	18-6
Florida A&M	L	14-21
Prairie View A&M	W	20-6

*\*\*The 1959 team won the Southwestern Athletic Conference Championship\*\**

<b>1960 (9-1)**</b>		
Texas Southern	W	14-0
Grambling State	W	12-6
Kentucky State	W	39-6
Ark. Pine-Bluff	W	26-14
Jackson State	W	41-0
Texas College	W	27-6
Tennessee State	W	7-6
Wiley College	W	27-12
Florida A&M	W	14-6
Prairie View A&M	L	15-23

*\*\*The 1960 team won the Southwestern Athletic Conference Championship & Black College National Championship\*\**

<b>1961 (7-3)</b>		
Texas Southern	L	6-14
Grambling State	W	20-9
Dillard Univ.	W	43-6
Ark. Pine-Bluff	W	26-8
Jackson State	W	17-7
Texas College	W	59-0
Tennessee State	W	7-0
Wiley College	L	19-21
Florida A&M	L	0-46
Prairie View A&M	W	14-7

<b>1962 (5-5)</b>		
Texas Southern	L	6-20
Grambling State	L	3-14
Dillard University	W	27-0
Ark. Pine-Bluff	W	10-0
Jackson State	W	19-14
Alcorn State	L	14-21
Tennessee	W	13-0
Wiley College	W	24-0
Florida A&M	L	0-25
Prairie View A&M	L	14-34

<b>1963 (7-3)</b>		
Texas Southern	W	14-6
Grambling State	W	22-21
Dillard Univ.	W	40-0
Ark. Pine-Bluff	W	14-0
Jackson State	W	17-16
Alcorn State	W	27-19
Tennessee	W	21-9
Wiley College	L	13-16
Florida A&M	L	0-37
Prairie View A&M	L	0-35

<b>1964 (4-6)</b>		
Texas Southern	W	7-6
Grambling State	W	17-20

Dillard Univ.	W	34-8
Ark. Pine-Bluff	L	0-14
Jackson State	L	0-9
Alcorn State	L	3-21
Tennessee	L	21-32
Wiley College	W	39-13
Florida A&M	W	43-20
Prairie View A&M	L	14-60

<b>1965 (5-4-1)</b>		
Texas Southern	T	14-14
Prairie View A&M	W	28-13
Morris Brown	W	28-0
Ark. Pine-Bluff	L	15-24
Jackson State	W	24-21
Alcorn State	W	41-7
Tennessee State	L	36-40
Wiley College	W	77-0
Florida A&M	L	38-41
Grambling State	L	14-34

<b>1966 (7-2-1)</b>		
Texas Southern	L	14-20
Prairie View A&M	W	35-0
Morris Brown	W	28-10
Ark. Pine-Bluff	W	28-14
Jackson State	W	45-28
Alcorn State	T	14-14
Tennessee State	L	9-31
Wilet College	W	29-0
Florida A&M	W	17-13
Grambling State	W	41-13

<b>1967 (5-5)</b>		
Texas Southern	W	21-17
Prairie View A&M	L	3-20
Miss. Valley State	W	50-14
Ark. Pine-Bluff	W	21-16
Jackson State	L	0-3
Alcorn State	W	10-7
Tennessee	L	16-27
Wiley College	W	50-3
Florida A&M	L	25-36
Grambling State	L	20-27

<b>1968 (4-6)</b>		
Texas Southern	L	3-6
Prairie View A&M	W	26-0
Miss. Valley State	W	27-0
Ark. Pine-Bluff	L	14-24
Jackson State	W	30-16
Alcorn State	L	14-26
Tennessee State	L	0-16
Wiley College	W	22-9
Florida A&M	L	24-33
Grambling State	L	32-34

<b>1969 (6-2-1)</b>		
Texas Southern	T	13-13
Prairie View A&M	W	14-6
Miss. Valley State	W	30-7
Ark. Pine-Bluff	W	40-19
Jackson State	W	47-20
Alcorn State	L	7-27
Tennessee State	W	30-22
Florida A&M	L	7-10
Grambling State	W	21-17

<b>1970 (5-5-1)</b>		
North Carolina A&T	W	21-6
Texas Southern	L	6-29

Prairie View A&M	T	13-13
Miss. Valley State	W	20-0
Ark. Pine-Bluff	W	17-10
Jackson State	W	27-14
Alcorn State	L	0-14
Tennessee State	L	7-38
Florida A&M	W	40-19
Grambling State	L	24-37
Cal State-Hayward	L	6-20

<b>1971 (3-7)</b>		
Texas Southern	L	0-21
Prairie View	L	3-21
Miss. Valley State	W	14-0
Ark. Pine-Bluff	L	27-28
Jackson State	L	28-49
Alcorn State	L	14-30
Tennessee State	L	16-27
Florida A&M	W	13-9
Grambling State	L	3-31
North Carolina A&T	W	24-16

<b>1972 (2-7-1)</b>		
Tuskegee Institute	W	24-19
Texas Southern	L	0-37
Prairie View A&M	W	20-7
Miss. Valley State	L	13-23
Ark. Pine-Bluff	T	7-7
Jackson State	L	17-22
Alcorn State	L	3-40
Tennessee State	L	14-30
Florida A&M	L	13-27
Grambling State	L	0-2

<b>1973 (6-4)</b>		
Tuskegee	W	21-13
Texas Southern	W	23-15
Prairie View A&M	W	9-0
Miss. Valley State	W	19-14
Ark. Pine-Bluff	W	34-13
Jackson State	L	3-28
Alcorn State	L	0-6
Tennessee State	L	6-21
Florida A&M	W	14-10
Grambling State	L	2-10

<b>1974 (8-3)</b>		
Tuskegee Institute	W	33-22
Texas Southern	L	6-14
Prairie View A&M	W	34-7
Miss. Valley State	W	21-17
Ark. Pine-Bluff	W	48-7
Jackson State	W	21-19
Alcorn State	L	14-23
Nebraska- Omaha	W	21-7
Los Angeles State	W	42-8
Florida A&M	W	24-8
Grambling State	L	0-21

<b>1975 (9-3)**</b>		
Tuskegee	W	17-3
Texas Southern	W	35-13
Prairie View A&M	W	26-0
Miss. Valley State	L	7-14
Ark. Pine Bluff	W	40-0
Jackson State	W	21-20
Alcorn State	W	7-3
Nebraska-Omaha	W	35-7
Howard Univ.	W	20-0
Florida A&M	L	0-10



# YEAR-BY-YEAR RESULTS

Grambling State	L	17-33
South Carolina St	W	15-12

*\*\*The 1975 team won the Southwestern Athletic Conference Championship\*\**

## 1976 (8-3)

Tuskegee	W	20-7
Texas Southern	W	26-14
Prairie View A&M	W	7-6
Miss. Valley State	W	45-0
Bishop College	W	41-14
Jackson State	W	20-6
Alcorn State	L	0-3
Tennessee	L	7-21
Howard Univ.	W	21-7
Florida A&M	L	6-18
Grambling State	L	2-10

## 1977 (3-7-1)

Tuskegee	W	13-7
Texas Southern	T	14-14
Prairie View A&M	W	46-6
Miss. Valley State	L	13-35
Bishop College	W	28-3
Jackson State	L	0-38
Alcorn State	L	0-23
Tennessee State	L	7-15
Howard Univ.	L	16-26
Florida A&M	L	6-19
Grambling State	L	20-55

## 1978 (4-7)

Tuskegee	W	35-17
Texas Southern	L	11-20
Prairie View A&M	W	15-14
Miss. Valley State	W	22-14
Alabama State	L	6-9
Jackson State	L	14-41
Alcorn State	L	7-16
Tennessee State	L	13-30
Howard Univ.	W	28-20
Florida A&M	L	12-16
Grambling State	L	15-28

## 1979 (7-4)

Tuskegee	W	22-2
Texas Southern	W	21-0
Prairie View A&M	W	44-0
Miss. Valley State	W	20-7
Alabama State	W	28-0
Jackson State	L	0-34
Alcorn State	L	12-17
Tennessee State	L	6-17
Howard Univ.	W	30-0
Florida A&M	L	6-18
Grambling State	W	14-7

## 1980 (4-6-1)

Nevada-Reno	L	0-20
Texas Southern	L	16-19
Prairie View A&M	W	31-6
Miss. Valley State	W	14-12
Nicholls State	W	48-0
Jackson St.	L	6-7
Alcorn State	W	15-7
Tennessee State	L	9-49
Howard	T	3-3
Florida A&M	L	7-13

Grambling State	L	16-43
-----------------	---	-------

## 1981 (3-8)

Bethune-Cookman	W	3-0
Texas Southern	L	7-13
Prairie View A&M	W	35-0
Miss. Valley State	L	16-21
Nicholls State	L	14-56
Jackson State	L	0-41
Alcorn State	L	0-18
Tennessee State	L	18-28
Southeastern	L	27-28
Florida A&M	L	14-41
Grambling State	W	50-20

## 1982 (8-3)

Bethune-Cookman	W	14-10
Texas Southern	W	17-6
Prairie View A&M	W	42-6
Miss Valley State	W	31-14
Nicholls State	L	14-26
Jackson State	L	10-17
Alcorn State	W	17-12
Tennessee State	L	21-28
Southeastern	W	26-19
Florida A&M	W	24-21
Grambling State	W	22-17

## 1983 (7-4)

Alabama State	W	14-7
Texas Southern	W	35-7
Prairie View A&M	W	23-9
Miss Valley State	W	31-28
Nicholls State	W	21-20
Jackson State	L	0-31
Alcorn State	W	20-19
Tennessee State	L	24-49
Morgan State	W	45-27
Florida A&M	L	14-31
Grambling State	L	10-24

## 1984 (6-5)

Alabama State	W	20-0
Texas Southern	W	10-3
Prairie View A&M	W	28-7
Miss Valley State	L	45-63
Nicholls State	L	26-43
Jackson State	W	34-28
Alcorn State	L	16-44
Tennessee State	L	7-42
N. C. A&T	W	41-0
Florida A&M	W	28-18
Grambling	L	29-31

## 1985 (6-5)

Miss Valley State	L	7-28
Alabama State	W	35-14
Texas Southern	W	22-14
Prairie View A&M	W	14-12
Nicholls State	W	25-22
Jackson State	L	9-27
Alcorn State	L	13-23
Tennessee State	W	13-10
Delaware State	L	8-46
Florida A&M	W	38-27
Grambling State	L	12-29

## 1986 (5-5-1)

Delaware State	L	14-21
Alabama State	W	27-9

Texas Southern	W	43-29
Prairie View A&M	W	21-14
Miss Valley State	W	28-7
Nicholls State	L	10-17
Jackson State	L	9-16
Alcorn State	L	13-14
Tennessee State	T	17-17
Florida A&M	W	30-14
Grambling State	L	3-30

## 1987 (7-4)

Alabama State	W	14-10
Texas Southern	W	33-13
Prairie View A&M	W	14-0
Miss Valley State	W	17-14
Nicholls State	L	21-27
Jackson State	L	0-14
Alcorn State	L	17-19
Tennessee State	W	14-7
Florida A&M	L	17-24
SW Missouri St.	W	8-6
Grambling State	W	27-21

## 1988 (7-4)

Alabama State	W	20-12
Texas Southern	W	24-16
Prairie View A&M	W	Forfeit
Miss Valley State	W	45-7
Nicholls State	L	0-24
Jackson State	L	3-23
Alcorn State	L	7-27
Florida A&M	L	20-45
Bethune-Cookman	W	20-13
Tennessee State	W	10-7
Grambling State	W	10-3

## 1989 (6-4-1)

Alabama State	W	17-14
Texas Southern	L	14-21
Prairie View A&M	W	34-3
Miss Valley State	W	28-6
U. Dis. of Columbia	W	42-14
Jackson State	W	21-7
Alcorn State	L	10-27
Nicholls State	W	31-28
Florida State	L	13-21
Tennessee State	T	7-7
Grambling State	L	30-44

## 1990 (4-7)

Howard	L	21-26
Alabama State	W	7-6
Texas Southern	L	16-26
Miss Valley State	W	42-22
Ark Pine-Bluff	W	16-12
Jackson State	L	14-52
Alcorn State	L	14-24
Florida A&M	W	48-30
Tennessee State	L	21-31
Nicholls State	L	19-23
Grambling State	L	13-25

## 1991 (4-7)

Alabama State	L	16-19
Texas Southern	W	38-30
S. C. State	L	23-30
Miss Valley State	L	0-7
Jackson State	W	21-20
Alcorn State	L	29-52
Nicholls State	L	7-21

Florida A&M	L	20-24
Tennessee State	L	14-33
Prairie View A&M	W	56-20
Grambling State	W	31-30

## 1992 (5-6)

Alabama State	L	10-30
S C State	W	19-18
Miss Valley State	W	13-10
Winston Salem	W	47-14
Jackson State	L	24-25
Alcorn State	L	13-35
Nicholls State	L	24-27
Florida A&M	L	6-16
Texas Southern	W	34-6
Prairie View A&M	W	12-7
Grambling State	L	27-30

## 1993 (11-1)\*\*

Northwestern	W	30-13
Alabama State	W	23-14
Prairie View A&M	W	46-6
S C State	W	14-10
Miss Valley State	W	14-13
Texas Southern	W	47-7
Jackson State	W	16-3
Alcorn State	W	47-31
Nicholls State	L	14-28
Florida A&M	W	26-14
Grambling State	W	31-13
S C State	W	11-0

*\*\*The 1993 team won the Southwestern Athletic Conference Championship & Black College National Championship\*\**

## 1994 (6-5)

Northwestern	W	20-0
Alabama State	W	31-0
Miss Valley State	W	46-6
N C A&T	L	21-22
Prairie View A&M	W	21-7
Jackson State	L	21-24
Alcorn State	L	37-41
Nicholls State	L	14-20
Florida A&M	L	14-16
Texas Southern	W	21-10
Grambling	W	34-7

## 1995 (11-1)\*\*

Northwestern	W	13-7
Alabama State	W	29-19
Prairie View A&M	W	29-19
Hampton	W	45-22
Miss Valley State	W	44-6
Jackson State	L	14-16
Alcorn State	W	61-51
Nicholls State	W	41-3
Florida A&M	W	52-38
Texas Southern	W	48-13
Grambling	W	30-14
Florida A&M	W	30-25

*\*\*The 1995 team won the Black College National Championship\*\**

## 1996 (7-5)

Northwestern	L	10-27
Alabama State	L	14-16
Prairie View A&M	W	63-0



# YEAR-BY-YEAR RESULTS

Tennessee State	W	19-18
Miss Valley State	W	24-0
Jackson State	W	27-16
Alcorn State	W	21-14
Nicholls State	L	0-14
Texas Southern	L	30-34
Grambling	W	17-12
Howard	L	24-27

<b>1997 (11-1)**</b>		
Miss Valley State	W	57-30
Northwestern	W	27-9
Ark. Pine-Bluff	W	36-33
Prairie View A&M	W	63-7
Alabama State	W	27-16
Jackson State	W	28-8
Alcorn State	W	25-16
Nicholls State	W	21-14
Florida A&M	L	3-33
Texas Southern	W	27-18
Grambling	W	30-7
S C State	W	34-28

*\*\*The 1997 team won the Southwestern Athletic Conference Championship & Black College National Championship\*\**

<b>1998 (9-3)**</b>		
Northwestern	L	7-28
Ark. Pine-Bluff	W	17-14
Prairie View A&M	W	37-7
Alabama State	W	34-27
Miss Valley State	W	42-13
Alabama A&M	L	27-33
Jackson State	W	33-28
Alcorn State	W	29-28
Florida A&M	L	48-50
Texas Southern	W	20-14
Grambling	W	26-14
Bethune-Cookman	W	28-2

*\*\*The 1998 team won the Southwestern Athletic Conference Championship\*\**

<b>1999 (11-2)**</b>		
Northwestern	W	20-13
Ark. Pine-Bluff	W	17-9
Prairie View A&M	W	42-0
Alabama State	W	36-13
Hampton	W	21-6
Alabama A&M	W	29-12
Jackson State	W	26-14
Alcorn State	W	28-6
Florida A&M	L	18-65
Texas Southern	W	23-14
Grambling	W	37-31
Jackson State	W	31-30
Hampton	L	3-24

*\*\*The 1999 team won the Southwestern Athletic Conference Championship\*\**

<b>2000 (6-5)</b>		
Northwestern	L	20-31
Ark. Pine-Bluff	L	19-30
Prairie View A&M	W	56-6
Jackson State	L	10-13

Alabama State	L	33-37
Alabama A&M	W	31-20
Alcorn State	W	30-14
Morris Brown	W	44-23
Florida A&M	L	49-50
Texas Southern	W	49-29
Grambling	W	33-29

<b>2001 (7-4)</b>		
Northwestern	L	21-30
Ark. Pine-Bluff	W	35-14
Alabama State	W	32-7
Tulane	L	41-7
Alabama A&M	W	23-20
Jackson State	L	21-24
Miss Valley State	W	49-0
Florida A&M	W	17-14
Texas Southern	W	7-6
Prairie View A&M	W	43-28
Grambling	L	20-30

<b>2002 (6-6)</b>		
Tulane	L	19-37
Northwestern	L	20-30
Ark. Pine-Bluff	W	14-13
Jackson State	L	14-36
Prairie View A&M	W	46-24
Nicholls State	L	13-21
Alabama A&M	L	11-27
Miss Valley State	W	19-16
Alcorn State	L	20-22
Miles College	W	28-21
Texas Southern	W	27-25
Grambling	W	48-24

<b>2003 (12-1)**</b>		
Miss Valley State	W	29-0
Prairie View A&M	W	62-7
North Carolina A&T	W	35-16
Alabama State	W	35-10
Ark. Pine-Bluff	W	53-7
Alabama A&M	W	55-25
Jackson State	W	30-20
Alcorn State	L	34-36
Allen University	W	65-0
Lincoln University	W	34-7
Texas Southern	W	24-17
Grambling	W	44-41
Alabama State	W	20-9

*\*\*The 2003 team won the Southwestern Athletic Conference Championship & Black College National Championship\*\**

<b>2004 (8-4)**</b>		
McNeese State	L	17-35
Miss Valley State	W	17-14
Prairie View A&M	W	42-12
South Dakota State	L	24-31
Alabama State	W	42-41
Alabama A&M	W	33-24
Jackson State	W	45-7
Alcorn State	W	23-20
Texas College	W	50-17
Texas Southern	W	28-0
Grambling	L	13-24
Alabama State	L	35-40

*\*\*The 2004 team won the Southwestern Athletic Conference Western Division\*\**

## 2005 (4-5)

McNeese State	Canceled	
Miss Valley State	L	28-31
Prairie View A&M	W	38-0
Albany State	Canceled	
Alabama State	L	35-45
Alabama A&M	L	7-20
Jackson State	W	20-14
Alcorn State	L	16-38
Texas Southern	W	44-20
Ark. Pine-Bluff	W	27-21
Grambling	L	35-50

## 2006 (5-6)

Bethune-Cookman	W	30-29
Miss Valley State	W	31-14
Prairie View A&M	L	23-26
N C Central	L	20-27
Alabama State	W	38-20
Alabama A&M	L	21-28
Jackson State	L	28-31
Alcorn State	L	10-26
Texas Southern	W	34-17
Ark. Pine-Bluff	L	20-45
Grambling	W	21-17

## 2007 (8-3)

Florida A&M	W	33-27
Miss Valley State	W	23-6
Prairie View A&M	W	12-2
Tennessee State	W	41-34
Alabama State	W	21-2
Alabama A&M	L	28-33
Jackson State	L	26-32
Alcorn State	W	14-10
Texas Southern	W	56-7
Ark. Pine-Bluff	L	21-23
Grambling	W	22-13

## 2008 (6-5)

Houston	L	3-55
Tennessee State	L	32-34
Miss Valley State	W	49-7
Alcorn State	W	15-12
Jackson State	W	35-28
Texas Southern	W	45-14
Florida A&M	L	49-52
Prairie View A&M	L	23-24
Ark. Pine-Bluff	W	31-24
Alabama State	W	15-0
Grambling	L	14-20

## 2009 (6-5)

Louisiana at Laf.	L	19-42
Central State	W	68-0
Tennessee State	W	21-17
Alcorn State	W	48-42
Jackson State	L	14-22
Fort Valley State	W	55-23
Prairie View A&M	L	14-16
Ark. Pine-Bluff	W	24-10
Alabama State	W	34-24
Grambling	L	13-31
Texas Southern	L	25-30

## 2010 (2-9)

Delaware State	W	37-27
Ark. at Monticello	L	7-31
Alabama A&M	L	14-34

Ark. Pine-Bluff	L	23-41
Miss Valley State	W	38-20
Jackson State	L	45-49
Prairie View A&M	L	16-30
Alcorn State	L	20-27
Texas Southern	L	7-54
Alabama State	L	19-21
Grambling	L	17-38

## 2011 (4-7)

Tennessee State	L	7-33
Alabama A&M	W	21-6
Jackson State	L	24-28
Florida A&M	L	33-38
Miss Valley State	W	28-21
Prairie View A&M	L	20-23
Ark. Pine-Bluff	L	21-22
Alcorn State	W	30-14
Texas Southern	L	15-29
Alabama State	W	26-23
Grambling	L	12-36

## 2012 (4-7)

New Mexico	L	21-66
Miss Valley State	L	0-6
Jackson State	W	28-21
Florida A&M	W	21-14
Alcorn State	L	17-20
Texas Southern	W	34-7
Ark. Pine-Bluff	L	21-50
Prairie View A&M	L	29-49
Alabama A&M	L	23-24
Alabama State	L	30-31
Grambling	W	38-33

## 2013 (9-4)

Houston	L	13-62
Northwestern	L	14-55
Prairie View A&M	W	62-59
Miss Valley State	W	17-7
Jackson State	L	14-19
Alabama A&M	W	20-17
Ark. Pine-Bluff	W	29-21
Alcorn State	L	38-44
Texas Southern	W	31-24
Alabama State	W	31-28
Clark Atlanta	W	53-0
Grambling	W	40-17
Jackson State	W	34-27

*\*\*The 2013 team won the Southwestern Athletic Conference Championship\*\**

## 2014 (9-4)\*\*

Louisiana at Laf.	L	6-45
Central Methodist	W	56-14
Northwestern	L	27-51
Prairie View A&M	W	34-24
Alcorn State	L	16-56
Ark. Pine-Bluff	W	51-36
Alabama A&M	W	35-34
Jackson State	W	42-28
Alabama State	W	28-21
Texas Southern	W	30-20
Miss Valley State	W	44-13
Grambling	W	52-45
Alcorn State	L	24-38

*\*\*The 2014 team won the Southwestern Athletic Conference Western Division\*\**



# YEAR-BY-YEAR RESULTS

2015 (6-5)		
LA Tech	L	15-62
Miss Valley State	W	50-13
Jackson State	W	50-31
Georgia	L	6-48
Alabama State	W	45-34
Prairie View A&M	L	42-47
Texas Southern	W	40-21
Alcorn State	L	7-48
Ark. Pine-Bluff	W	57-24
Alabama A&M	W	46-7
Grambling	L	23-34

2016 (8-3)		
Louisiana at Mon.	L	21-38
Tulane	L	21-66
Alabama State	W	64-6
Alabama A&M	W	59-31
Jackson State	W	28-24
Ark. Pine-Bluff	W	49-17
Alcorn State	W	41-33
Texas Southern	W	26-10
Prairie View A&M	W	44-34
Miss Valley State	W	55-0
Grambling	L	30-52

2017 (7-4)		
S C State	W	14-8
Southern Miss	L	0-45
UTSA	L	17-51
Alcorn State	L	31-48
Fort Valley State	W	31-14
Alabama A&M	W	35-17
Jackson State	W	35-17
Ark. Pine-Bluff	L	47-40
Prairie View A&M	W	37-31
Texas Southern	W	33-7
Grambling	L	21-30

2018 (7-4) **		
TCU	L	7-55
LA Tech	L	17-54
Langston	W	33-18
Alabama A&M	W	29-27
Alcorn State	L	3-20
Prairie View A&M	W	38-0
Texas Southern	W	21-7
Jackson State	W	41-7
Ark. Pine-Bluff	W	56-24
Grambling	W	38-28
Alcorn State	L	28-37

*\*\*The 2018 team won the Southwestern Athletic Conference Western Division\*\**

2019 (8-5) **		
McNeese State	L	28-34
Memphis	L	24-55
Edwards Water	W	61-0
Florida A&M	L	21-27
Ark. Pine-Bluff	W	31-7
Prairie View A&M	W	34-28
Texas Southern	W	28-21
Alcorn State	L	13-27
Alabama A&M	W	35-31
Va. of Lynchburg	W	58-7
Jackson State	W	40-34
Grambling	L	24-39
Alcorn State	L	24-39

*\*\*The 2019 team won the Southwestern Athletic Conference Western Division\*\**

Spring 2021 (5-1)**		
Alabama State	W	24-21
Ark. Pine-Bluff	L	30-33
Texas Southern	W	51-23
Alcorn State	W	2-0*
Jackson State	W	34-14
Prairie View A&M		Canceled
Grambling	W	49-7

*\*\*The 2021 Season played in Spring due to Covid-19\*\*  
\*Alcorn State forfeit due to opting out of the Season\**

Fall 2021 (4-7)		
Troy	L	3-55
Miles College	W	41-24
McNeese	L	18-31
Mississippi Valley	W	38-25
Texas Southern	L	31-35
Ark. Pine-Bluff	W	34-7
Prairie View A&M	L	21-48
Alcorn	W	38-35
Florida A&M	L	17-29
Jackson State	L	17-21
Grambling	L	26-29

2022 (7-5)**		
Florida Memorial	W	86-0
LSU	L	17-65
Texas Southern	L	0-24
Ark. Pine-Bluff	W	59-3
Prairie View A&M	W	45-13
Alcorn	W	21-17
VA-Lynchburg	W	51-7
Jackson State	L	0-35
Florida A&M	L	16-30
Mississippi Valley	W	27-7
Grambling	W	34-17
Jackson State	L	24-43

*\*\*The 2022 team won the Southwestern Athletic Conference Western Division\*\**

2023 (6-5)		
Alabama State	L	10-14
Jackson State	L	14-27
Alabama A&M	W	20-10
Ark. Pine-Bluff	W	27-0
Florida A&M	L	19-26
Lincoln University	W	45-18
Bethune-Cookman	W	28-18
Texas Southern	W	23-17
Alcorn	L	21-44
Prairie View A&M	L	21-27
Grambling	W	27-22



# ARNETT W. MUMFORD



Arnett William “Ace” Mumford (November 26, 1898 – April 28, 1962) was an American football coach. He served as the head football coach at historically black colleges and universities in Texas and Louisiana from 1924 to 1961, compiling a career college football record of 233–85–23. His head coaching positions were at Jarvis Christian College (1924–1926), Bishop College (1927–1929), Texas College (1931–1935), and Southern University (1936–1961). He has been inducted into at least eight halls of fame for his coaching accomplishments.

In 1924 Mumford graduated from Wilberforce University, where he served as a member of Kappa Alpha Psi social fraternity. He began coaching later that same year.

After a brief stint at Jarvis Christian, he then coached football, basketball, and baseball at Bishop. He first came to the attention of Southern University officials after one of his Texas College teams soundly defeated Southern in a game; afterward, when a Southern dean accused his Texas College players of stealing from the school, Mumford forced all of his players to get off of the team bus and to display their personal belongings until the school’s missing items could be located. Southern officials were impressed by both his coaching and disciplinary actions of that day. Once at Southern he was also known for emphasizing the importance of education. On the field itself he earned a reputation for perfectionism, making the team practice the same play late into the night to get it just right, even employing a white-colored football to assist visibility during late night use. He was also notably opposed to attempting field goals; at one point Southern was documented to have made just three successful kicks in the decade prior to a November 1955 game—and perhaps even extending for an undocumented period of time after that as well. A contemporary newspaper article concerning a banquet to be held to recognize Mumford for his then-twenty years of service to Southern summed up his career.

In those days, long before the formal creation of the Bayou Classic, Mumford led Southern to an 8–1 record against Grambling State (including 5–1 against the famed Eddie Robinson). Southern’s biggest intrastate rivalry of that era was actually with Xavier, and it quickly grew too heated to remain at on-campus venues. Mumford supported philanthropic efforts to move the game to a neutral field and convert it into a charitable fundraiser for the local chapter of the Lions Club, in its fight against the causes of visual impairment. Multiple “Glasses Bowl” classic games were held, starting in 1939. Mumford died of a heart attack at the age of 63, while directing a track meet. It is said that “he died in his cleats.”

Mumford once had the third most wins among all college football coaches, behind only Pop Warner and Amos Alonzo Stagg; he still has the fourth most wins among HBCU coaches, behind Robinson, Billy Joe, and “Big” John Merritt.

Mumford led Texas College to 1 black college football national championship and Southern to 5 black national championships. He also coached Texas College to 2 and Southern to 11 Southwestern Athletic Conference football championships. During one particular stretch between 1948 and 1951, his teams posted a 38–game unbeaten streak. In addition, he coached Southern to the 1941 black national championship in basketball by taking the National Intercollegiate Invitational Tournament in Cincinnati. He also served as athletic director while at Southern.

Mumford’s teams produced more than 40 All-Americans. In 1960 it was also estimated that “more than half of Louisiana’s high school coaches are former Jaguars.”

By the 1939 season Mumford’s football program was so successful that it had begun turning heads even within the local white community; as a sign of the changing times, Southern had begun to advertise accommodations for white patrons on its new stadium grounds. When the stadium was completed in 1940, it included a 150-seat section for white patrons. One of the more noteworthy white fans was Ellis A. “Little Fuzzy” Brown who, along with his twin brother James (“Big Fuzzy”), coached Istrouma High School into the most successful dynasty in Louisiana’s highest classification of prep football. Likewise, white coaches such as Frank Broyles and Bear Bryant were known to have visited Mumford during his coaching career to discuss football strategy. Mumford’s 1948 team also further bridged the racial gap by participating in the first game between an HBCU and a predominantly white institution, at the Fruit Bowl; Southern defeated San Francisco State 30–0, and finished the year at 12–0—a single-season won–loss record that has



# ARNETT W. MUMFORD

yet to be surpassed by any HBCU team.

As evidence of the respect that he retained within the HBCU coaching community, among the pallbearers and honorary pallbearers serving at his funeral were past, present, and future college football head coaches Alex Durley, T. B. Ellis, Jake Gaither, Zip Gayles, Howard Gentry, B. T. Harvey, Emory Hines, Bob Lee, Pop Long, Merritt, Billy Nicks, Alfred Priestly, Robinson, and E. E. Simmons. The funeral was officiated by Rev. Dr. T. J. Jemison.

Among the honors bestowed upon Mumford include him being elected president of the SWAC and executive vice president of the National Association of Intercollegiate Athletics. In 1958 he was inducted into the NAIA–Helms Foundation Hall of Fame. In 1960 he was named “Coach of the Decade” for the 1950s by the 100% Wrong Club of Atlanta, an organization that fosters HBCU athletic competition. In 1961 he was given the Small College Service Award “for outstanding contributions to intercollegiate athletics” by the Football Writers Association of America. On February 25, 1962, shortly before his sudden death, Mumford was recognized by the Baton Rouge Alumni Chapter of Kappa Alpha Psi “for outstanding achievement and social service.” Though he was much more closely associated with the NAIA, the National Collegiate Athletic Association even made a special point to issue a memorial resolution for Mumford at its fifty-seventh annual convention, in 1963. Southern’s A. W. Mumford Stadium, which saw its original concrete grandstand constructed during his tenure, was renamed for him on September 25, 1982, following an expansion project.

Mumford was subsequently posthumously inducted into the Louisiana Sports Hall of Fame (1984), the Southern University Sports Hall of Fame (1988), the SWAC Hall of Fame (1992), the HBCU Heritage Museum and Hall of Fame (before or in 2000), and the College Football Hall of Fame (2001). The American Football Coaches Association, of which he was a member, also selected him posthumously for the 2006 Trailblazer Award, for his coaching accomplishments at an HBCU in the decade of the 1940s (an especially noteworthy achievement considering that, back in 1960, he had been named “Coach of the Decade” for another decade—the 1950s). In 2011 he was inducted into the West Virginia Sports Hall of Fame. In October 2016 the city of Buckhannon, West Virginia erected a plaque at the lot where his childhood home had been located. On November 4, 2016 Mumford was again acknowledged by the Southern University Sports Hall of Fame, this time with a new, life-sized statue bearing his likeness. Most recently he was inducted into the Black College Football Hall of Fame, in 2019.

## Head Coaching Record

1924-1926	Jarvis Christian	6-8-3
1927-1929	Bishop	22-7-1
1931-1935	Texas College	26-9-6
1936-1961	Southern	179-61-13

## Accomplishments and Honors

### Football

- 6 Black College National Championships
- 13 SWAC Championships

### Basketball

- 1 Black College National Championship

## Honors

- College Hall of Fame Inductee in 2001
- Southern University Sports Hall of Fame Inductee in 2016
- Black College Hall of Fame Inductee in 2019



# ARNETT W. MUMFORD

---

## Honors

College Hall of Fame Inductee in 2001

Southern University Sports Hall of Fame Inductee in 2016

Black College Hall of Fame Inductee in 2019



Property of Southern University Archives Department



# PETE RICHARDSON



Pete Richardson (born October 17, 1946) is a former American football defensive back in the National Football League and former college head coach.

Richardson played college football at University of Dayton, and was drafted by the Buffalo Bills in the sixth round of the 1968 NFL Draft. He played for the Bills for three years until a knee injury ended his playing career.

Richardson embarked into a steadfast 30 plus year coaching career in the late 1970s, starting out in the high school football ranks in Dayton, Ohio, before moving up to NCAA Division II football in 1979 as he joined the coaching staff at Winston-Salem State University in Winston-Salem, North Carolina. In 1988 Richardson became the head coach of the Winston-Salem State University Rams. He served from 1988 to 1992, where he compiled a win-loss record of 41-14-1, winning three Central Intercollegiate Athletic Association (CIAA) conference championships (1988, 1990, 1991) and led the Rams to two appearances in the Division II football playoffs in 1990 and 1991.

He left the Winston-Salem State Rams football program in good shape, and pursued a higher challenge he became head football coach on the Division I-AA level at Southern University in Baton Rouge, Louisiana in 1993. During his tenure the Jaguar football team won five Southwestern Athletic Conference (SWAC) titles, including back-to-back-to-back crowns in 1997, 1998, 1999, and the 2003, as well four Black college football national championships (1993, 1995, 1997, 2003). His teams also made six appearances in the now defunct Heritage Bowl, a post-season HBCU Bowl game. Richardson compiled a win-loss record of 134-62-0 in 17 seasons as Head Coach, making him the second winningest coach in the history of the Southern Jaguars football program behind coach Arnett Mumford. He is the only coach in the history of the Southern University football program to have the unique distinction go undefeated against College Football Hall Of Fame coach Eddie Robinson of Grambling State University Tigers in the Bayou Classic.

Richardson, towards the end of his 30-year college head coach career in the Division II and Division I-AA (now Football Championship Subdivision) ranks has collected a load of accolades specially allocated to football coaches of HBCUs Historically Black Colleges and Universities, such as the Black Coaches Association's Coach of the Year in 1998, five-time SWAC Coach of the Year (1995, 1997, 1998, 1999 and 2003), Atlanta's 100% Wrong Club's Coach of the Year (1995, 1997, 1998, 1999 and 2003), Washington D.C.'s Pigskin Club's Coach of the Year (1995, 1998 and 2003), the Kodak Region IV Coach of the Year (1995) and the Sheridan Broadcasting Network's Coach of the Year (1997 and 2003).

There is a huge number of former Southern Jaguar players that came through during Richardson's tenure, who were All-SWAC Conference players and Black College All-Americans. Only a very few of them have able to move on and establish careers in the National Football League. They are Jerry Wilson, Ahmad Treaudo, and Lenny Williams. Wilson, a 4th round NFL Draft pick in 1995, has been the only player from this group that achieved veteran status, playing 10 seasons with three teams. The other players have been practice squad free agents, seeing little to no action. Yancey Thigpen was the only Winston-Salem Ram player under Richardson who went on to the NFL.



# PETE RICHARDSON

## Playing career

1960s Dayton  
 1969-1971 Buffalo Bills  
 Position(s) Defensive back

Coaching career (HC unless noted)  
 1973-1976 Dunbar HS (OH) (assistant)  
 1977-1978 Dunbar HS (OH)  
 1988-1992 Winston-Salem State  
 1993-2009 Southern

## Head Coaching Record

1973-1978 Dunbar HS  
 1988-1992 Winston Salem State 41-14-1  
 1993-2009 Southern 128-62

## Accomplishments

4 Black College National Championships  
 3 CIAA Championships  
 5 SWAC Championships





# BAYOU CLASSIC



The Bayou Classic is the annual college football game between the Grambling State University Tigers and the Southern University Jaguars, first held under that name in 1974 at Tulane Stadium in New Orleans, although the series itself actually began in 1932. A trophy is awarded to the winning school.

Since 1990 the game has been held the final Saturday in November (i.e., the Saturday after Thanksgiving) at the Mercedes-Benz Superdome. Following the devastation of Hurricane Katrina, organizers moved the 2005 event from the Superdome to Reliant Stadium in Houston, Texas, where many of New Orleans' evacuees were living. This was the only time that the Bayou Classic was held outside of Louisiana. The 2006 Bayou Classic returned to the Superdome.

It is the best known annual game and rivalry in historically black college or university (HBCU) football and was nationally televised in the U.S. by NBC from 1991 to 2014. Since 2015 it has aired on the NBC Sports Network. The Bayou Classic was the only National Collegiate Athletic Association Division I Football Championship Subdivision game to be shown regularly on broadcast television. Fans have been known to refer to it as the "Black Super Bowl", although that name is not used in any official capacity by either school due to the National Football League's restrictions on the use of the "Super Bowl" name. Both schools typically forgo FCS playoff eligibility to participate in the Bayou Classic. The game is one of two black college football classics to be associated with Thanksgiving weekend; the other is the older Turkey Day Classic.

The game had State Farm Insurance as its title sponsor from 1996 to 2011.

Of the many activities held in conjunction with the game, the most well-known and well-attended is the two-part Battle of the Bands, where both universities' marching bands—Grambling's "World Famed" Tiger Marching Band and Southern's Human Jukebox—perform. Following the Greek show, the two renowned bands stage elaborately choreographed performances on the Friday night before the game. The final part is held during the football game's halftime show. There is no official judge for the band battle.

Since 1992, members of South Louisiana's Naval Reserve Officer Training Corps (NROTC) run with the game ball from Southern's campus in North Baton Rouge to the Mercedes-Benz Superdome in downtown New Orleans for the annual "Bayou Classic Motivation Run." The event happens the day before the game begins and is an approximately 100 mile run that takes between 8 and 10 hours to complete. Members of the NROTC take turns running with the ball while a police escort follow them along the way.

Other activities include a press conference, golf tournament, coaches luncheon, a concert/festival, tailgating, fashion show, pep rally, alumni functions, college recruitment fair, a Thanksgiving Day Parade (which was brought back in 2011), and a job fair for graduating students of both schools. An annual Grambling vs. Southern "Miss Bayou Classic" beauty pageant was also held from 1976 to 2002.

The Bayou Classic is a major source of revenue (\$50 million) to the city of New Orleans and the state of Louisiana. 250,000 visitors descend upon New Orleans over the course of the events leading up to the game, and the national television audience has attracted between four and five million viewers. The success of the game has inspired the promotion of numerous other HBCU rivalries and "classics". In the past the stadium attendance had averaged between 50,000–70,000 annually. Hurricane Katrina brought



# BAYOU CLASSIC

some challenges, first with a one-year move to Houston, then with a slight drop-off in attendance upon the classic's return to New Orleans—all while the Florida Classic and Magic City Classic gained significantly in prominence over that same time period. Though the Bayou Classic also lost its title sponsor in 2011 and GSU faced numerous issues during its 2013 season, officials in 2014 rejected suggestions to remove GSU as a participant and instead resolved to quickly rejuvenate the classic. Attendance has now climbed significantly each year since 2011 and is again near pre-Katrina levels. The game also remains nationally televised, although NBC did move the game broadcast over to its sister sports-only network in 2015.

Series history[edit]

Historically, Grambling State and Southern have arguably had the two most successful football teams in the Southwestern Athletic Conference. Through the 2018 season Grambling has more SWAC football titles than any other school (25, not including their vacated 1975 title); Southern has the second most with 19. Grambling and SU also have more black national titles than any other SWAC schools; as of 2017 Grambling has the second most in the entire country with 15 total, while SU has the fourth most at the FCS-level (11). The two schools have also represented the SWAC in 13 of the 15 Pelican, Heritage, and Celebration bowls that have been held. Through 2015 Florida A&M of the Mid-Eastern Athletic Conference was the only FCS-level HBCU school with more football wins (588) than Southern (578) or Grambling (565).[12] However both Grambling and Southern were ordered by the NCAA to vacate wins in multiple sports due to the questionable eligibility of hundreds of their student athletes between 2010 and 2015.[13][14] It is not immediately clear just which Grambling football games are effected by these rulings, but the NCAA did make a special point to specify that Grambling's 2011 season record and championships remain fully intact:[13] games played between 2012 and 2015, however, appear to remain possible candidates for being vacated.[15] Southern, meanwhile, had to vacate all of its 2013 and 2014 wins, at the very least.[1]

Through now,[when?] Southern leads the overall series with Grambling, begun in 1932, by a 36–33 margin. This total does not include two vacated wins[1] but includes one forfeited loss.[2]:223 Both teams have 23 overall victories, and Grambling State claims the longest winning streak in the all-time series, nine games from 1970 to 1978 (including SU's 1972 forfeit). Southern claims the longest winning streak in the Bayou Classic era, eight games from 1993 to 2000 (the Jaguars also had a previous eight-game winning streak at the start of the series, in the games played between 1932 and 1946). Grambling's 43–6 victory in 1980 ranks as the largest margin of victory in the Bayou Classic, while SU's 1935 victory (64–6) is the largest margin in the all-time series.[16] Multiple trophies have been awarded to the winner of the Bayou Classic over the years. The most recent trophy, consisting of Waterford Crystal, was retired after the 2014 game after more than 25 years of service and presented to the Smithsonian Institution for its National Museum of African American History and Culture in Washington, D.C.[17] A newly designed trophy has been showcased since the 2015 game.

People prominently involved in the series include Ace Mumford (SU coach from 1936–42 and again 1944–61), Eddie Robinson (SU student, albeit briefly, in the 1930s[18] and GSU coach from 1941–42 and again 1945–97), Doug Williams (GSU player from 1974–77, SU consultant in 1985, and GSU coach from 1998–2003 and again 2011–13), Marino Casem (SU athletic director from 1986–99 and coach from 1987–88 and again 1992), Pete Richardson (SU coach from 1993–2009), and Rod Broadway (GSU coach from 2007–10). Mumford once had the third most wins among all college football coaches (behind Pop Warner and Amos Alonzo Stagg), and Robinson later had the most. Today Robinson still has the third most wins (behind John Gagliardi and Joe Paterno) and also has the most wins among all who coached at HBCU schools; Mumford now has the fourth most wins among HBCU coaches behind Robinson, Billy Joe, and John Merritt. Broadway holds the distinction of being the only coach to have ever won a black national title at three different schools, one of which was Grambling.

Prior to 1974, though the game was viewed as a big in-state rivalry between the two schools, it was not nearly the media spectacle that it is today. After it was re-branded as the Bayou Classic and moved to New Orleans, a trophy was added and numerous events were also scheduled to be held throughout the week leading up to the game itself. Games in the series played before 1974 are generally not included within the context of the Bayou Classic's historical lineage. SU led the series 15–10 up until that point. The annual game was known to be touted as a “classic” as early as the 1948 meeting, a game that the Jaguars won in an 18–0 upset before 10,000 fans.[19] A brawl during that game led to a suspension of the series for the next decade (a period in which the Jaguars won three black national championships) and delayed GSU's admittance to SWAC membership until 1958, shortly before the rivalry was resumed.[20]:146–47 With the renewal of the series in 1959, the game was again billed as a “classic” but proved a bittersweet return as five fans were killed in a vehicular accident on their way to the game.[21] The series was again interrupted in 1972, this time due to political unrest on host Southern's campus—which resulted in a forfeiture by SU. The game was then permanently moved to off-campus neutral sites the following year, drawing a large crowd of 40,000 in Shreveport, Louisiana, and influencing the decision to create the Bayou Classic.



# BAYOU CLASSIC





# BAYOU CLASSIC

No.	Date	Location	Winner	Score
1	November 23, 1974	New Orleans	Grambling	21-0
2	November 29, 1975	New Orleans	Grambling	33-17
3	November 27, 1976	New Orleans	Grambling	10-2
4	November 26, 1977	New Orleans	Grambling	55-20
5	November 25, 1978	New Orleans	Grambling	28-15
6	December 1, 1979	New Orleans	Southern	14-7
7	November 29, 1980	New Orleans	Grambling	43-16
8	November 21, 1981	New Orleans	Southern	50-20
9	November 27, 1982	New Orleans	Southern	22-17
10	November 26, 1983	New Orleans	Grambling	24-10
11	November 24, 1984	New Orleans	Grambling	31-29
12	November 23, 1985	New Orleans	Grambling	29-12
13	November 29, 1986	New Orleans	Grambling	30-3
14	November 28, 1987	New Orleans	Southern	27-21
15	November 26, 1988	New Orleans	Southern	10-3
16	November 18, 1989	New Orleans	Grambling	44-30
17	November 24, 1990	New Orleans	Grambling	25-13
18	November 30, 1991	New Orleans	Southern	31-30
19	November 28, 1992	New Orleans	Grambling	30-27
20	November 27, 1993	New Orleans	Southern	31-13
21	November 26, 1994	New Orleans	Southern	34-7
22	November 25, 1995	New Orleans	Southern	30-14
23	November 30, 1996	New Orleans	Southern	17-12
24	November 29, 1997	New Orleans	Southern	30-7
25	November 28, 1998	New Orleans	Southern	26-14
26	November 27, 1999	New Orleans	Southern	37-31
27	November 25, 2000	New Orleans	Southern	33-29
28	November 24, 2001	New Orleans	Grambling	30-20
29	November 30, 2002	New Orleans	Southern	48-24
30	November 29, 2003	New Orleans	Southern	44-41
31	November 27, 2004	New Orleans	Grambling	24-13
32	November 26, 2005	Houston	Grambling	50-35
33	November 25, 2006	New Orleans	Southern	21-17
34	November 24, 2007	New Orleans	Southern	22-13
35	November 29, 2008	New Orleans	Grambling	29-14
36	November 28, 2009	New Orleans	Grambling	31-13
37	November 27, 2010	New Orleans	Grambling	38-17
38	November 26, 2011	New Orleans	Grambling	36-12
39	November 24, 2012	New Orleans	Southern	38-33
40	November 30, 2013	New Orleans	Southern	40-17
41	November 29, 2014	New Orleans	Southern	52-45
42	November 28, 2015	New Orleans	Grambling	34-23 *
43	November 26, 2016	New Orleans	Grambling	52-30
44	November 25, 2017	New Orleans	Grambling	30-21
45	November 24, 2018	New Orleans	Southern	38-28
46	November 30, 2019	New Orleans	Southern	30-28
47	April 17, 2021	Shreveport, LA	Southern	49-7
48	November 27, 2021	New Orleans	Grambling	26-29
49	November 26, 2022	New Orleans	Southern	34-17
50	November 25, 2023	New Orleans	Southern	27-21

Series: Southern 26-24

\*—game subject to be vacated by Grambling State[15]  
(it is not yet clear if this game included ineligible players)





# JAGUARS IN THE NFL

## SOUTHERN IN THE NFL HALL OF FAME

Mel Blount Class of 1989

Aeneas Williams Class of 2014

Harold Carimicheal Class of 2020

## SOUTHERN IN THE NFL

Jim Varnado  
 Charlie Granger  
 Donnie Davis  
 Ed Mitchell  
 Sid Williams  
 Alvin Haymond  
 Frank Pitts  
 Jim Battle  
 Sam Montgomery  
 Pete Barnes  
 Bob Bonner  
 Al Beauchamp  
 Elmo Malple  
 Grundy Harris  
 Harvey Nairn  
 Robert Holmes  
 Richard Neal  
 Harold McLinton  
 Joe Williams  
 Tom McClinton  
 Mike Washington  
 Willie Davenport  
 Ray Jones  
 Alden Roche  
 Mel Blount  
 Ken Ellis  
 Lew Porter  
 Willie Davenport  
 Isaiah Robertson  
 Donnell Smith  
 Harold Carmicheal  
 Jimmy Elder  
 Jubilee Dunbar  
 Jim Osbourne  
 Henry Brandon  
 Ed Richardson  
 Willie McKelton  
 Laverne Dickinson  
 Rod Milburn  
 Eddie Bishop  
 Harold Sampson  
 Godwin Turk  
 Charlie Johnson  
 Willie Brister  
 Henry Greene


Perry Brooks  
 Isaac Hagins  
 Johnny Jackson  
 Conrad Rucker  
 Nathan Besaint  
 Ken Times  
 Herb Williams  
 George Farmer  
 James Davis  
 Brian Williams  
 James Evans  
 Gerald Perry  
 Micheal Ball  
 Vincent Fizer  
 Maurice Hurst  
 Harvey Wilson  
 Elliot Searcy  
 Aeneas Williams  
 Robert Harris  
 Thomas McLemore  
 Brian Thomas  
 Jerry Willson  
 Donnell Baker  
 Lawrence Hart  
 Chris White  
 Gillis Willson  
 Lenny Willaims  
 Ralph Williams  
 Rufus Porter  
 Matthew Dorsett  
 Rashaun Allen  
 Rich Jackson  
 Alvin Hayword  
 Tyronme Jones  
 Godwin Turk  
 Danny Johnson  
 Randy Allen  
 Ja'Tyre Carter



Ja'Tyre Carter



DANNY JOHNSON



MEL BLOUNT

# SOUTHWESTERN ATHLETIC CONFERENCE

The Southwestern Athletic Conference (SWAC) is a collegiate athletic conference headquartered in Birmingham, Alabama, which is made up of historically black colleges and universities (HBCUs) in the Southern United States. It participates in the NCAA's Division I for all sports; in football, it participates in the Football Championship Subdivision (FCS), formerly referred to as Division I-AA.

The SWAC is widely considered the premier HBCU conference and ranks among the elite in the nation in terms of alumni affiliated with professional sports teams, particularly in football. [1] On the gridiron, the conference has been the biggest draw on the Football Championship Subdivision (FCS) level of the NCAA, leading the nation in average home attendance every year except one since FCS has been in existence.[2][3] In 1994, the SWAC fell just 40,000 fans short of becoming the first non-Football Bowl Subdivision conference to attract one million fans to its home games.

## HISTORY

In 1920, athletic officials from six Texas HBCUs — C.H. Fuller of Bishop College, Red Randolph and C.H. Patterson of Paul Quinn College, E.G. Evans, H.J. Evans and H.J. Starns of Prairie View A&M, D.C. Fuller of Texas College and G. Whitte Jordan of Wiley College — met in Houston to discuss common interests. At this meeting, they agreed to form a new league, the SWAC.

Paul Quinn became the first of the original members to withdraw from the league in 1929. When Langston University of Oklahoma was admitted into the conference two years later, it began the migration of state-supported institutions into the SWAC. Southern University entered the ranks in 1934, followed by Arkansas AM&N (now the University of Arkansas at Pine Bluff) in 1936 and Texas Southern University in 1954.

Rapid growth in enrollment of the state-supported schools made it difficult for the church-supported schools to finance their athletics programs and one by one they fell victim to the growing prowess of the state-supported colleges. Huston-Tillotson (formerly Samuel Huston) withdrew from the conference in 1954,[4] Bishop in 1956, and Langston in 1957—one year before the admittance of two more state-supported schools: Grambling College and Jackson State College. The enter-exit cycle continued in 1962 when Texas College withdrew,[5] followed by the admittance of Alcorn A&M (now Alcorn State University) that same year. Wiley left in 1968, the same year Mississippi Valley State College entered. Arkansas AM&N exited in 1970 and Alabama State University entered in 1982. Arkansas-Pine Bluff (formerly Arkansas AM&N) rejoined the SWAC on July 1, 1997, regaining full-member status one year later. Alabama A&M University became the conference's tenth member when it became a full member in September 1999 after a one-year period as an affiliate SWAC member.[6] Most of the former SWAC members that have left the conference are currently a part of the Red River Athletic Conference of the NAIA.

On 3 September 2020, the SWAC had announced that there would be a division realignment with the additions of Florida A&M University and Bethune-Cookman University beginning with the 2021–22 academic year; which both would compete in the SWAC East, while Alcorn State would be moving to the SWAC West.

## COMPETITIONS

The SWAC is one of three conferences – the others being the Ivy League and the Mid-Eastern Athletic Conference – that does not automatically participate in the FCS football playoffs but can be invited via an at-large invitation as was the case in 2021 with SWAC member Florida A&M University who was invited over SWAC conference football champion Jackson State, who as the conference champion, was obligated via contract the SWAC has with the Celebration Bowl to play in the 2021 Celebration Bowl and so therefore could not participate in the FCS football playoffs. The SWAC instead splits its schools into two divisions, and plays a conference championship game. Three of the SWAC's teams, Alabama State in the Turkey Day Classic and Grambling and Southern in the Bayou Classic, play their last games of the regular season on Thanksgiving weekend, preventing the SWAC Championship from being decided until the first weekend of December, long after the tournament is underway. The SWAC has occasionally been a participant in bowl games, the most recent being the Celebration Bowl, which features the SWAC as one of its tie-ins.

Current championship competition offered by the SWAC includes competition for men in baseball, basketball, cross country, football, golf, indoor track, outdoor track & field and tennis. Women's competition is offered in the sports of basketball, bowling, cross country, golf, indoor track, outdoor track & field, soccer, softball, tennis and volleyball.




# FOLLOW US



**@SouthernUsports**



**@southernusports**



**@SouthernUsports**

