



# MONTANA FOOTBALL



UNIVERSITY OF MONTANA - NATIONAL CHAMPIONS 1995, 2001 - 19 BIG SKY CHAMPIONSHIPS



## GAME 1

#3 Montana (0-0, 0-0 BSC) vs Missouri St (0-0, 0-0 MVFC)

Saturday, Aug. 31, 2024 - Washington-Grizzly Stadium (25,217)

Missoula, Mont. - 7:00 p.m. MT

TV: KPAX / KTVQ / KBZK / KXLF / KRTV / KXLH

Web Stream: ESPN+

Radio: Grizzly Radio Network

Live Media Stats: GrizStats.com // Live Twitter feed: @MontanaGrizFB

## QUICK SNAPS

- Montana returns in 2024 as the defending Big Sky Champion after winning the program's 19th league title and advancing to the FCS Championship game for the 8th time in school history.
- The Griz return a robust 16 starters (11 offense, 5 defense) from last season's championship team, with the offensive line alone returning 71 combined starts and the defense combining for 53 total starts.
- UM returns six All-Big Sky honorees that won a combined eight awards last year, led by Junior Bergen (WR/PR) and Eli Gillman, a second-team RB and the league's Freshman of the Year.
- The Griz are led by head coach Bobby Hauck, the winningest coach of all time in the Big Sky Conference who enters the season with 129 wins at Montana.
- Montana is now the winningest FCS team of the 20th century (2000-2023) with a 226-76 record in that time, passing North Dakota State's record of 225-46 with the semifinal win in Missoula last season.

## GRIZ OPEN SEASON AGAINST MISSOURI STATE

The time for talk is over, and now the Montana Grizzlies officially begin the tall task of working toward a second-straight Big Sky Championship and meeting sky-high expectations after last year's run to the national championship.

Talk is cheap, and to meet those expectations the Griz will have to, as the saying goes, take it one game at a time if they are to reach the same highs as they did a year ago.

Standing in their way this week are the Missouri State Bears, a formidable foe out of the always-salty Missouri Valley Football Conference that is set to move up to the FBS level next year and make some noise on the way out the door as they bring 20 returning starters with them on their first-ever trip to Missoula.

Montana head coach Bobby Hauck has his Grizzlies right where he wants them, however, with UM returning in 2024 as the defending Big Sky Champion after winning the program's 19th league title and advancing to the FCS Championship game for the 8th time in school history.

With 16 starters and 35 lettermen back from that team, plus 18 players with FBS experience on their resumes, Montana has reloaded and is gunning for another shot at a title. The Griz are picked to win the Big Sky, but nowhere are expectations higher than in the locker room where the goal since Jan. 8 has been a return to Frisco.

Missouri State is the first of two MVFC teams UM has on the nonconference slate, and a third team lined up to come to Missoula who made a playoff appearance last season in Western Carolina. To reach their goals, the Griz will have to bring their A-game from the start this season, and Missouri State will be the team's first tough test of the new year.

It's a blackout in Missoula, with the Griz and Bears set to kick off at 7 p.m. under the lights at Washington-Grizzly Stadium. It's a venue that has been playing host to parties for the last week, with Pearl Jam, Tyler Childers, and P!nk playing sold-out shows in the home of Griz football. Montana is hoping to put on a show of its own and move to 1-0 on the season.

THE SERIES: In 125 seasons of Griz football and 115 for the Bears, Ursus Horribilis and Ursus Arctos have never faced each other. That changes Saturday in the first-ever meeting between the two programs, when Missouri State opens its last season of FCS play before moving up to the FBS ranks and Conference USA.

In fact, Missouri State has only played three games against current Big Sky Conference members, its most recent meeting a 40-8 dispatching of Northern Arizona in 2018. The Bears are 1-2 all-time against Big Sky teams, including a 1-1 record against NAU and a 1990 loss to Idaho in the playoffs.

MSU returns 20 starters from last year's team that went 4-7 overall and earned three wins in the MVFC under then-first year head coach Ryan Beard. The Bears had a common opponent win over Utah Tech (59-14), the same team Montana beat 43-13 two weeks prior. They also picked up wins over Western Illinois, Murray State, No. 15

## 2024 SCHEDULE / RESULTS

(0-0 Overall, 0-0 Big Sky, 0-0 Home, 0-0 Away)

Date	Opponent	Time (MT)
8.31	Missouri State	7 PM
9.7	@ North Dakota	5 PM (MT)
9.14	Morehead State	1 PM
9.21	Western Carolina	1 PM
9.28	@ Eastern Washington*	6 PM (MT)
10.5	Weber State*	1 PM
10.12	Northern Arizona*^	2 PM
	OPEN	
10.26	@ Northern Colorado*	1 PM
11.2	@ Cal Poly*	3 PM (MT)
11.9	UC Davis*	8:15 PM
11.16	Portland State*	1 PM
11.23	@ Montana State*	12 PM

^= Homecoming - \*= Big Sky Game - Home Games in **BOLD**

## GRIZ FOOTBALL FACTS

Big Sky Titles* (19)	1969, 1970, 1982, 1993, 1995,
*Includes shared titles	1996, 1998, 1999, 2000, 2001
	2002, 2003, 2004, 2005, 2006, 2007, 2008, 2009, 2023
NCAA/FCS Playoff Appearances	27 (FCS Record)
NCAA/FCS Championships (2)	1995, 2001
NCAA/FCS Championship Appearances (8)	1995, 1996,
	2000, 2001, 2004, 2008, 2009, 2023
FCS Postseason Record	38-25 (.603), 35-7 at Home (.829)
All-time WGS Stadium Record	230-35 (.867)
All-Time Record	637-512-26 (.549)
Big Sky Record	267-144-1 (.648)
Head Coach	Bobby Hauck (Montana, 1988)
Record at Montana (2018-2023)	48-18, 26-13 BSC
Record at Montana (2003-2009)	81-17, 48-6 BSC
Overall at Montana ('03-09, '18-'23)	129-35, 74-19 BSC
Overall Record (Years)	144-84, 85-47 Conf. (16)

## MONTANA QUICK FACTS

Location:	Missoula, Mont.
Enrollment:	10,349 (Fall '23)
Founded:	Feb. 17, 1893
Nickname:	Grizzlies, Griz
School Colors:	Copper, Silver, Gold
Spirit Colors:	Maroon (PMS 209) and Silver (PMS 8 C)
Stadium/Capacity:	Washington-Grizzly Stadium / 25,217
Playing Surface:	Field Turf - Revolution 360 with CoolPlay
President:	Seth Bodnar
Athletic Director:	Kent Haslam
Football Sports Information Director:	Eric Taber
	Office: (406) 231-8331 Cell: (646) 287-7492
	Email: eric.taber@mso.umt.edu
	Website: GoGriz.com
	Twitter: @UMGRIZZLIES_FB
	Website: GoGriz.com



## 2023 QUICK STATS COMPARISON

TEAM STATISTICS	MONTANA	Opp.	Missouri St.	Opp.
SCORING				
Points	454	258	328	333
Points Per Game	30.27	17.2	29.82	30.27
FIRST DOWNS				
Total	297	259	222	251
Rushing	147	90	62	104
Passing	130	137	147	124
PENALTIES				
Penalties	20	32	13	23
RUSHING				
Yards	2652	1629	1110	1904
Yards Gained	3162	1629	1454	1904
Yards Lost	510	404	344	250
Attempts	637	463	305	380
AVG/Attempt	4.2	3.5	3.6	5
AVG/Game	176.8	108.6	100.9	173.1
TDs	32	13	12	21
PASSING				
Yards	2967	3093	3303	2777
ATT-CMP-INT	410- 247- 9	510- 273- 17	378- 249- 11	373- 233- 10
AVG/Pass	7.24	6.06	8.74	7.45
AVG/Catch	12.01	11.33	13.27	11.92
AVG/Game	197.8	206.2	300.3	252.5
TDs	18	21	29	20
RETURNS				
Kick: ATT-YDs	25- 577	25- 501	24- 435	25- 450
Kick: AVG	23.1	20.0	18.1	18
Punt: ATT-YDs	31 447	12 46	11 116	12 49
Punt: AVG	14.4	3.8	10.5	4.1
INT: ATT-YDs	17 166	9 103	10 54	11 80
INT: AVG	9.8	11.4	5.4	7.3
KICKING				
Punt: YDs	68 2708	85 3413	37 1589	30 1344
Punt: AVG	39.8	40.2	42.9	44.8
FGM-FGA	18 27	9 17	9 13	15 21
MISCELLANEOUS				
Fumbles-Lost	15- 6	15- 7	15- 8	9- 4
Penalties: Num-YDs	96- 926	96- 707	66- 627	67- 631
Penalties: AVG/Game	61.7	47.1	57	57.4
Time of Possession	470:49	429:11	308:34:00	351:26:00
3rd-Down Conversions	219	217	135	144
4th-Down Conversions	25	41	20	27
Sacks-Yards	35 238	41 297	17 125	27 202
TDs	57	34	43	41
Montana Leaders	Team Leader		Value	
APY	Junior Bergen		1,680	
FGM	Nico Ramos		10	
Int	Trevin Gradney		5	
Pass Eff	Sawyer Racanelli		428.8	
Points	Eli Gillman		72	
Punt Avg	Travis Benham		608.6	
Punt Ret Yds	Junior Bergen		429	
Rec	Junior Bergen		58	
Receiving Yards	Keelan White		786	
Rush Net Yards	Eli Gillman		968	
Sacks	Riley Wilson		8.5	
Tackles	Braxton Hill		128	
Tot Off	Clifton McDowell		2,779	
MSU Leaders	Team Leader		Value	
APY	Raylen Sharpe		1,108	
FGM	Owen Rozanc		9	
Int	Caleb Blake		2	
Pass Eff	Jacob Clark		171.92	
Points	Owen Rozanc		70	
Punt Avg	Grant Burkett		490.9	
Punt Ret Yds	Raylen Sharpe		116	
Rec	Raylen Sharpe		73	
Receiving Yards	Raylen Sharpe		991	
Rush Net Yards	Jacardia Wright		696	
Sacks	Devin Goree		5.5	
Tackles	Todric McGee		102	
Tot Off	Jordan Pachot		2,182	

Northern Iowa.

WATCH: The Grizzlies return to Montana Television Network stations around the state this season, with the Missouri State game available on basic cable and satellite options, as well as free-to-air channels.

This week's game will be shown on KPAX in Missoula, KAJ in Kalispell, KTVQ in Billings, KRTV in Great Falls, KXLH in Helena, KBZK in Bozeman, and KXLF in Butte. A nationwide stream of the game is also available without blackout on ESPN+.

Grizzly Sports Hall of Famer and former NFL head coach Marty Mornhinweg serves as the analyst on the broadcast, while longtime Montana newsman Jay Kohn will provide the play-by-play. Kyle Hansen will report from the sidelines.

LISTEN: "Voice of the Griz" Riley Corcoran is in his ninth season behind the mic at Montana and is once again set to bring you all the Grizzly action over the airwaves on the Grizzly Sports Radio Network and its fifteen affiliate stations around the state.

"Grizzly Gameday" starts two hours before kickoff each Saturday with the official pregame radio show with Ace Sauerwein and Denny Bedard before Corcoran and longtime color commentator Greg Sundberg take over 30 minutes to kickoff.

Griz fans outside the radio footprint can stream all of Montana's broadcasts on their mobile device LIVE and FREE of charge with the Varsity Network App, powered by Learfield and Sidearm Sports.

///GRIZ TRACKS///

MONTANA FOOTBALL TRADITION: The Griz begin their 125th season of college football as the winningest team in Big Sky Conference history and one of the winningest in the FCS, including teams from the Ivy League that have been playing football for decades longer.

Montana has 637 wins since 1897, the only team in the league to total that many and one of just five teams west of the Mississippi River with 600 or more wins in program history.

Montana is now the winningest FCS team of the 20th century (2000-2023) with a 226-76 record in that time, passing North Dakota State's record of 225-46 with the semifinal win in Missoula last season.

OH, CAPTAINS MY CAPTAINS: At the conclusion of fall camp, the Grizzlies voted for five players that will lead them into battle this season as team captains.

Veteran running back Nick Ostmo and all-conference tackle Brandon Casey will represent the offense, safety Ryder Meyer and All-America cornerback Trevin Gradney will represent the defense, and preseason All-Big Sky pick Isiah Childs will represent the special teams. The quintet of seniors will take the field before each game for the coin toss and handle other administrative and leadership duties among the squad.

GRIZ IN THE POLLS: As the unanimous pick to win the Big Sky by the league's media and coaches, the Grizzlies start the season as the top ranked team in the conference in both the Stats Perform and AFCA Coaches preseason FCS polls.

Montana slots in at No. 3 in both top 25 lists, with 1285 voting points in the media poll and 576 in the coaches' poll – firmly between No. 2 NDSU and No. 4 Montana State.

Montana will face five teams ranked in the preseason media top 25 this year, starting at No. 24 North Dakota, followed by a visit to Washington-Grizzly Stadium by No. 20 Western Carolina. The Griz also host No. 22 Weber State on Oct. 5 and No. 18 UC Davis on Nov. 9 before capping the year against No. 4 Montana State in Bozeman. Montana will also travel to Eastern Washington on Sept. 28, which was just outside the top 25 with 14 voting points.

GRIZ IN THE RATINGS: Montana was consistent with the preseason polls in the preseason FCS Sagarin ratings, with the Griz slotting in at No. 3 behind South and North Dakota State. Overall, Sagarin ranks UM as the No. 86-best team in college football this week. Missouri State, meanwhile, slots in as the No. 21 team in the FCS and No. 145 overall, despite not receiving votes in either major preseason poll.

A LOOK AT THE TWO-DEEP: With Montana's first game of the year comes the first look at Hauck's projected two-deep. As always, especially this day and age in college football, there are plenty of fresh faces and future start getting ready to make their first start in maroon and silver.

EXPERIENCE MATTERS: Tackle Brandon Casey is the most experienced player on this year's team, entering the week with 30 career starts to his name. Keelan White is close behind, expected make his 30th career start on Saturday. Journey Grimsrud adds more experience to the O-line as the third-most veteran player with 20 starts.

FIRST TIMERS: Montana will have a first-time starter under center against Missouri State, with quarterback played partly by committee. Fresno State transfer Logan Fife (a junior who started five games for the Bulldogs) and promising redshirt freshman Keali'i Ah Yat will be a game day decision for the Griz on who takes the first snap. Hauck has alluded to the fact that both, and perhaps even Helena native Kaden Huot, will see reps as the leader of the Grizzly offensive attack.

Cade Klimczak, a Central Michigan grad transfer is also slated to make his first start first start for the Grizzlies at left guard following a strong fall camp.

The three are the only expected starters on the offensive depth chart without a start to their name, with the projected O-line itself returning 69 total starts in a highly experienced group.

Defensively it's a different story. Four offseason transfers are set to make their debut for Montana, including linebacker Vie Kaho, end Andres Lehmann, tackle Pat Hayden, and safety Chrishawn Gordon, all of whom came to UM with deep experience.

Of Montana's returners Cooper Barnum is slated to make his first career start at linebacker. He's Portland State head coach Bruce Barnum's son, so you know he's well-versed in what it takes to be a starter. Also slated to start for the first time at safety is Jaxon Lee, a Phillipsburg/Missoula standout who was one of UM's best defenders last season as a backup with 49 tackles and two defensive scores.

All-told, Montana has 38 new faces on the roster this season, evenly split between incoming high school recruits and transfers at 19-each. Most of those players hail from the state of Montana at 10, with California providing the second-most at eight. Nine of the 38 are defensive backs, six are O-linemen and 5 are D-linemen, making up the most rebuilt position groups.

THE MECCA OF FCS FOOTBALL: Last Friday Montana announced a new season ticket record for Washington-Grizzly Stadium of 18,816 total packages sold and distributed. Well, that number jumped again over the weekend, with the new record of 18,854 packages sold and distributed on the books as of Tuesday of game week.

A robust 95 percent of last year's season ticket holders renewed for this year's seven game slate, helping Montana surpass 2023's record of 18,761 sold and the previous record of 18,622 set in 2009.

For context, a recent report noted Oregon State had sold 15,819 season tickets for the coming season, a 96 percent renewal rate from the year prior for the Beavers. In 2022 the Idaho Statesman reported that Boise State had sold 17,403 season tickets, and the San Diego Tribune reported SDSU had sold just under 16,000 in its first year at the new Snapdragon Stadium. The Griz are even in the same ballpark as UCLA, now a Big 10 program that sold 23,077 season tickets at the Rose Bowl in 2022, according to the New York Times.

NIGHT TIME IS THE RIGHT TIME: The Griz kickoff the season against Missouri State under the lights in Washington-Grizzly Stadium, with start time officially set for 7:05. Montana has been historically good in night games in the "Mecca of FCS Football," with a 15-2 record since 2011.

Montana played an all-time high four home night games in 2023, taking home four wins over Ferris State, Sacramento State, Delaware, and Furman.

START STRONG AT HOME: The Griz have been equally as good in home-openers at Washington-Grizzly Stadium at 33-4 since the first home-opener at the venue in 1987. Montana is riding a 20-game winning streak in the first game at home entering the Missouri State contest, having not lost 2003.



# WHERE TO WATCH

For a complete channel guide plus links to MTN's channel finder, visit [GoGriz.com/Wheretowatch](http://GoGriz.com/Wheretowatch).

8.31	<b>Missouri St</b>
TV:	KPAX / KTVQ / KBZK / KXLF / KRTV / KXLH
Stream:	ESPN+ <sup>5</sup>
9.7	<b>@ North Dakota</b>
TV:	MTN Network Statewide / MidCo
Stream:	ESPN+ <sup>5</sup>
9.14	<b>Morehead State</b>
TV:	MTN Network Statewide
Stream:	ESPN+ <sup>5</sup>
9.21	<b>Western Carolina</b>
TV:	MTN Network Statewide
Stream:	ESPN+ <sup>5</sup>
9.28	<b>@ Eastern Washington</b>
TV:	KPAX / KTVQ / KBZK / KXLF / KRTV / KXLH
Stream:	ESPN+ <sup>5</sup>
10.5	<b>Weber State</b>
TV:	MTN Network Statewide / KTGF / KTVH
Stream:	ESPN+ <sup>5</sup>
10.12	<b>Northern Arizona</b>
TV:	MTN Network Statewide
Stream:	ESPN+ <sup>5</sup>
10.26	<b>@ Northern Colorado</b>
TV:	MTN Network Statewide / KTGF / KTVH
Stream:	ESPN+ <sup>5</sup>
11.2	<b>@ Cal Poly</b>
TV:	KPAX / KTVQ / KBZK / KXLF / KRTV / KXLH
Stream:	ESPN+ <sup>5</sup>
11.9	<b>UC Davis</b>
TV:	ESPN2
Stream:	ESPN App <sup>5</sup>
11.16	<b>Portland State</b>
TV:	MTN Network Statewide
Stream:	ESPN+ <sup>5</sup>
11.23	<b>@ Montana State</b>
TV:	KPAX / KTVQ / KBZK / KXLF / KRTV / KXLH
Stream:	ESPN+ <sup>5</sup>



The Montana Grizzly Sports Network is your radio home for Griz football action across the state of Montana. Tune in on game day hear the Griz LIVE all season long, featuring the "Voice of the Griz", Riley Corcoran and Greg Sundberg.

Also tune in to the Bobby Hauck Radio Show, your weekly look inside the Grizzly huddle LIVE from The Den in Missoula every Wednesday at 7 p.m.

City	Call Letters	Frequency
Missoula*	KGVO	1290 AM
	KGVO	98.3 FM
Billings	KBLG	910 AM
	KBLG	105.5 FM
Butte	KOPR	94.1 FM
Boulder	KOPR	106.7 FM
Phillipsburg	KOPR	105.5 FM
Glasgow* <sup>A</sup>	KLTZ	1240 AM
	KLTZ	102.5 FM
Glendive	KXGN	1400 AM
	KXGN	103.1 FM
Great Falls*	KXGF	1400 AM
	KXGF	98.3 FM
Helena	KMTX	105.3 HD2
Kalispell*	KOFI	1180 AM
	KOFI	104.3 FM
Lewistown*	KXLO	1230 AM
	KXLO	106.9 FM
Plentywood	KATQ	1070 AM
	KATQ	107.1 FM
Ronan*	KERR	93.9 FM
Shelby	KZIN	96.7 FM

## GRIZ FOOTBALL 2024

Bobby Hauck is 12-1 all-time in the home-opener with 12-straight wins. His only loss is also UM's last, a 2003 upset by North Dakota State, 25-24.

**HAUCK'S HOME CENTURY:** The winningest coach in both Big Sky Conference and Montana history will post another milestone on his resume this week, coaching his 100th game inside Washington-Grizzly Stadium.

Hauck, a four-time and the defending Big Sky Coach of the Year, is 88-11 in his two terms at UM in games played in Missoula. In 12 seasons he has gone undefeated at home five times, including going 9-0 at home during last year's championship season.

**MADE IN MONTANA:** Montana born and bred players have always been at the heart of Grizzly football. This year, UM boasts 49 total Montana players on the 2024 roster, up from 47 a year ago.

If you want to get hyper-local, 12 of those players hail from Missoula, while 11 more come from Western Montana (the greater Flathead and Bitterroot valleys).

**FUTURE SCHEDULES:** Buckle up for plenty of home football games at Washington-Grizzly Stadium in years to come. Montana will play eight regular-season home games in the fall of 2025, which is believed to be a first for any team in FCS football. With the calendar allowing for a 12-game season for the second-straight year in '25, the Griz will spend the entire month of September at home with four-straight games. It's shaping up to be one of the most exciting seasons in recent memory too, with rivals like North Dakota, Idaho, Eastern Washington, and, of course, Montana State all traveling to Missoula.

Thanks to an extra Saturday between Labor Day weekend and the week before Thanksgiving, UM plays seven regular season home games in 2024 – a first for the Griz since 2007.

Montana is 230-35 (.868) in Washington-Grizzly Stadium since 1986. The Griz are coming off a perfect 9-0 home season in 2023 – the 14th undefeated home season in stadium history.

**MORE SCHEDULE STUFF:** Montana plays a seven-game home schedule for the first time since 2007 and for just the fifth time in program history this year. The Griz play three first time opponents in Missouri State, Morehead State, and Western Carolina, all at home. UM's lone road game in the nonconference slate is at North Dakota. The Griz are 15-9 all-time against UND but hold a slight 6-5-1 advantage in Grand Forks.

Due to an unbalanced Big Sky schedule, 2024 marks the first time in a decade Montana will not play one of the Idaho schools (U of I or ISU). The last time it happened was 2014, when Idaho was still an FBS member.

**PRESEASON PICKS:** The Griz had six players named to eight positions on the 2024 Big Sky preseason all-conference team this year. UM's eight selections were the second-most in the league, with honorees nearly divided evenly among the offense, defense, and special teams.

Returning 2023 first-team all-conference performers Junior Bergen, Brandon Casey, and Trevin Gradney were each picked to once again be some of the league's top players in their senior seasons.

Reigning FCS Freshman of the Year, running back Eli Gillman, joined them on this year's preseason team along with breakout star linebacker Riley Wilson and do-it-all running back-turned linebacker Isiah Childs for his work on Montana's highly effective special teams.

**ALL-AMERICA:** The Montana Grizzlies had a Big Sky-best six players named to one of three Stats Perform FCS Preseason All-America Teams in the buildup to the season. All but one of Montana's six honorees also earned a place on the preseason All-Big Sky team.

Record-setting return man Junior Bergen was UM's lone first team selection, earning a spot on the list as a punt returner, to no one's surprise.

Three Grizzlies were named to the second team, with offensive tackle Brandon Casey, linebacker Riley Wilson, and tight end Cole Grossman earning a place on the squad. Casey and Wilson were both All-Big Sky preseason honorees, while Grossman earns his first preseason accolade since returning to the fold this season following a year off due to injury.

All-American defensive back and the latest to wear Montana's #37 legacy jersey Trevin Gradney earned a place on the third team. He's joined by the 2023 winner of the Jerry Rice Award for the nation's top freshman in running back Eli Gillman.

The Griz tied South Dakota State with a half-dozen honorees, second only to North Dakota State with eight. Montana State had the third-most selections with five picks.

**ALL-CANADA:** Montana senior receiver Keelan White, a native of North Vancouver, B.C., was ranked No. 10 on the list of the top 20 Canadians eligible for the 2025 CFL Draft, the league's scouting bureau announced in August. He's one of only three total receivers and two players from the FCS to make the list.

White, who was named Montana's offensive MVP in 2023 by the Grizzly coaching staff, is coming off a breakout year, leading the team with 798 receiving yards on 54 catches with four touchdown grabs as a junior. One of those touchdowns was a school record 97-yard strike against Sacramento State – the longest play from scrimmage in Montana history.

He enters his senior season poised for more entries in the Grizzly record books with 104 career catches for 1,234 yards and 10 TDs, averaging nearly 12 yards per catch – all marks sitting just outside Montana's top 20 all-time totals.

**THE BEST OF THE BEST:** A pair of Montana Grizzlies have been named players to watch for college football's premiere postseason all-star game, with Junior Bergen and Cole Grossman named to the 2024 Reese's Senior Bowl watchlist, the game's organizers announced Wednesday.

Bergen, a record-setting senior receiver and return man, and Grossman, a versatile offensive threat at tight end, were two of just 13 players from the Big Sky Conference named to the list representing nearly 900 of the best players in college football and future NFL stars.

The Senior Bowl is considered the preeminent college football all-star game and the first stage in the NFL Draft process. The longest continual-running all-star game, it has taken place in Mobile, Alabama, for the past 75 years. The game gives elite draft prospects from around the country the chance to showcase their talent and connect with coaches and decision-makers from all 32 NFL teams.

**BERGEN BITES:** Bergen was a popular pick in the preseason prognostications. He was also named the East-West Shrine Bowl 1,000 watch list, as well as the Senior Bowl Watch List along with Grossman. He is also on this year's Walter Payton Award watch list for FCS Offensive Player of the Year.

**FAMILIAR FACES:** Despite 1,527 miles separating Missoula and Missouri State, the two programs have several Montana connections. Former MSU head coach Bobby Petrino, a native of Lewistown and former player/coach at Carroll College, is the father-in-law of current head coach Ryan Beard. The Bears' OC Nick Petrino is also Bobby's son.

Two former Grizzlies are also on the roster at MSU. Dylan Simmons was a backup safety for the Griz and is now listed as the starting nickel back for the Bears. Iverson Young is a running back at MSU who spent a year in Missoula as a freshman.

Landon Molen is MSU's backup long snapper who is a native of Great Falls and a graduate of Great Falls High, who went to Snow College out of high school.

**MISSOURI VALLEY VS THE BIG SKY:** Montana vs Missouri State is the opening salvo in the 2024 Big Sky Conference vs Missouri Valley Challenge series, a friendly regular season contest between the two FCS power conferences now in its sixth season. The Griz play two of just four games between the two leagues this season, starting with Missouri State and continuing next week at North Dakota.

Montana is 5-1 in the series since 2018, with the only loss occurring that first year at Western Illinois. The Valley leads the all-time series over the Big Sky, however, 22-13.





## MONTANA NUMERICAL ROSTER

No.	Name	Yr.	Pos.	Ht.	Wt.
0	Monte Gillman	Fr.	WR	5' 8"	153
0	Vai Kaho	R-Sr.	LB	6' 1"	235
2	Drew Deck	R-Jr.	WR	5' 9"	160
2	Ronald Jackson	R-Jr.	CB	6' 1"	191
3	Brooks Davis	Fr.	WR	6' 0"	168
4	Dane Parker	Fr.	S	6' 1"	178
4	Ryan Simpson	R-Sr.	WR	6' 6"	209
5	Junior Bergen	Sr.	WR	5' 11"	184
6	Prince Ford	R-Jr.	CB	5' 11"	170
6	Keelan White	R-Sr.	WR	6' 2"	184
7	Malae Fonoti	Fr.	RB	5' 11"	200
7	Kash Goicoechea	Fr.	S	6' 1"	194
8	Keali'i Ah Yat	R-Fr.	QB	6' 1"	192
8	Kenzel Lawler	R-Jr.	CB	6' 0"	190
9	Chrishawn Gordon	R-Sr.	S	5' 11"	191
9	Sawyer Racanelli	R-Sr.	WR	6' 3"	208
10	Eli Gillman	R-So.	RB	6' 0"	208
10	TJ Rausch	R-Jr.	S	6' 3"	205
11	Cole Grossman	R-Sr.	TE	6' 4"	220
11	Gabe Longin	R-Jr.	S	5' 11"	184
12	Elijah Brady	R-Fr.	CB	6' 1"	165
12	Logan Fife	R-Jr.	QB	6' 0"	205
13	Xavier Harris	Sr.	RB	5' 10"	173
13	Ryder Meyer	R-Sr.	S	5' 10"	185
14	Aaron Fontes	Sr.	WR	6' 1"	170
14	Kyon Loud	Fr.	CB	6' 2"	172
16	Kaden Huot	R-So.	QB	6' 4"	210
16	Owen Reynolds	Fr.	S	6' 0"	182
17	Kade Boyd	R-Fr.	S	6' 0"	193
17	Luke Flowers	Fr.	QB	6' 1"	187
18	Sam Alford	R-So.	WR	6' 3"	186
18	Chase McGurran	R-So.	S	6' 0"	196
18	Cody Schweikert	Fr.	QB	6' 3"	208
19	Padraig Lang	R-Jr.	S	6' 1"	189
19	Gage Sliter	R-Fr.	QB	6' 1"	189
20	BJ Phillips	R-Jr.	WR	5' 9"	150
21	Stevie Rocker Jr.	R-Jr.	RB	6' 0"	214
23	Beau Dantic	R-So.	RB	5' 9"	192
24	Cameron Gurnsey	R-Fr.	WR	6' 0"	181
25	Jaxon Lee	Sr.	S	6' 1"	210
26	Nick Ostmo	Gr.	RB	6' 0"	221
27	Jordan Dever	R-Fr.	WR	6' 0"	170
28	Isiah Childs	Sr.	LB	6' 1"	209
29	Tanner Huff	R-Jr.	CB	6' 0"	207
30	Kade Cutler	R-So.	S	6' 0"	203
30	Tommy Running Rabbit	Fr.	RB	6' 1"	202
31	Geno Leonard	R-Jr.	LB	5' 11"	231
32	Tyson Rostad	R-So.	S	6' 1"	201
33	Lekeldrick Bridges	Fr.	WR	5' 11"	162
34	Talen Reynolds	Fr.	RB	5' 11"	161
35	Grady Walker	Fr.	LB	6' 4"	202
36	Ty Morrison	Jr.	P	6' 3"	210
36	Garrett Speer	Fr.	DB	6' 0"	187
37	Trevin Gradney	R-Sr.	CB	6' 0"	184
38	Marcus Evans	R-So.	LB	6' 0"	221
39	Jace Kluczewich	R-Jr.	S	5' 10"	166
40	Cooper Barnum	Sr.	LB	6' 2"	225

## ALPHABETICAL

No.	Name	Yr.	Pos.
8	Keali'i Ah Yat	R-Fr.	QB
18	Sam Alford	R-So.	WR
70	Colin Amick	Fr.	OT
88	Erik Barker	Sr.	TE
40	Cooper Barnum	Sr.	LB
5	Junior Bergen	Sr.	WR
60	Dillon Botner	R-Sr.	OL
17	Kade Boyd	R-Fr.	S
41	Brayton Boyer	R-Fr.	K
12	Elijah Brady	R-Fr.	CB
33	Lekeldrick Bridges	Fr.	WR
79	Liam Brown	R-Jr.	OL
51	Austin Buehler	R-Fr.	OL
66	Brandon Casey	Sr.	OL
28	Isiah Childs	Sr.	LB
63	Dylan Cohen	R-Fr.	OL
30	Kade Cutler	R-So.	S
23	Beau Dantic	R-So.	RB
3	Brooks Davis	Fr.	WR
2	Drew Deck	R-Jr.	WR
47	Kellen Detrick	R-Jr.	DL
27	Jordan Dever	R-Fr.	WR
38	Marcus Evans	R-So.	LB
12	Logan Fife	R-Jr.	QB
82	Ian Finch	R-So.	WR
17	Luke Flowers	Fr.	QB
7	Malae Fonoti	Fr.	RB
14	Aaron Fontes	Sr.	WR
6	Prince Ford	R-Jr.	CB
78	Lucas Freitas	R-Fr.	OL
0	Monte Gillman	Fr.	WR
10	Eli Gillman	R-So.	RB
97	Grant Glasgow	R-So.	K
7	Kash Goicoechea	Fr.	S
9	Chrishawn Gordon	R-Sr.	S
37	Trevin Gradney	R-Sr.	CB
81	Joseph Grezmak	R-So.	TE
76	Journey Grimsrud	R-Jr.	OL
11	Cole Grossman	R-Sr.	TE
24	Cameron Gurnsey	R-Fr.	WR
13	Xavier Harris	Sr.	RB
48	Hayden Harris	R-Sr.	DE
99	Pat Hayden	R-Sr.	DT
53	Braunson Henriksen	R-So.	OL
64	Matt Hilden	Fr.	OL
29	Tanner Huff	R-Jr.	CB
16	Kaden Huot	R-So.	QB
56	Garrett Hustedt	R-Sr.	LB
2	Ronald Jackson	R-Jr.	CB
68	Torin Jeske	Fr.	OL
62	Everett Johnson	R-Jr.	OL
0	Vai Kaho	R-Sr.	LB
69	Noah Kaschmitter	R-Jr.	DL
49	Isaac Keim	Fr.	TE
72	Cade Klimczak	Sr.	OL
39	Jace Kluczewich	R-Jr.	S
83	Drew Klumph	R-So.	WR

## BIG SKY STANDINGS



School	Conf.	Pct.	Over.	Home	Away	Streak
Montana State	0-0	.000	1-0	0-0	1-0	W1
Cal Poly	0-0	.000	0-0	0-0	0-0	
Eastern Washington	0-0	.000	0-0	0-0	0-0	
Idaho	0-0	.000	0-0	0-0	0-0	
Idaho State	0-0	.000	0-0	0-0	0-0	
<b>Montana</b>	<b>0-0</b>	<b>.000</b>	<b>0-0</b>	<b>0-0</b>	<b>0-0</b>	
Northern Arizona	0-0	.000	0-0	0-0	0-0	
Northern Colorado	0-0	.000	0-0	0-0	0-0	
Portland State	0-0	.000	0-0	0-0	0-0	
Sacramento State	0-0	.000	0-0	0-0	0-0	
UC Davis	0-0	.000	0-0	0-0	0-0	
Weber State	0-0	.000	0-0	0-0	0-0	

## NUMERICAL ROSTER (CONT.)

41	Brayton Boyer	R-Fr.	KP	5' 11"	179
42	Riley Wilson	R-Jr.	LB	6' 2"	230
43	Grayson Pibal	R-Jr.	LS	6' 3"	197
44	Ryan Tirrell	R-Sr.	LB	6' 2"	235
45	Caleb Otlewski	R-Fr.	LB	6' 4"	235
46	Jo Silver	Jr.	KP	6' 0"	203
47	Kellen Detrick	R-Jr.	DL	6' 3"	235
48	Hayden Harris	R-Sr.	DE	6' 5"	255
49	Isaac Keim	Fr.	TE	6' 4"	260
50	Erich Osteen	R-Sr.	LB	6' 2"	216
51	Austin Buehler	R-Fr.	OL	6' 5"	270
52	Cy Stevenson	R-Fr.	LB	6' 2"	222
53	Braunson Henriksen	R-So.	OL	6' 5"	280
54	Cooper Walton	R-So.	LB	6' 1"	230
55	Andres Lehrmann	R-Sr.	DE	6' 2"	246
56	Garrett Hustedt	R-Sr.	LB	6' 2"	235
57	Jake Mason	R-Fr.	DL	6' 2"	256
58	Clay Oven	R-Fr.	LB	6' 2"	211
59	Hayden Opitz	R-Fr.	LB	6' 2"	224
60	Dillon Botner	R-Sr.	OL	6' 6"	290
62	Everett Johnson	R-Jr.	OL	6' 7"	301
63	Dylan Cohen	R-Fr.	OL	6' 1"	267
64	Matt Hilden	Fr.	OL	6' 6"	278
66	Brandon Casey	Sr.	OL	6' 5"	309
68	Torin Jeske	Fr.	OL	6' 6"	253
69	Noah Kaschmitter	R-Jr.	DL	6' 3"	253
69	Cannon Panfiloff	R-Jr.	OL	6' 6"	293
70	Colin Amick	Fr.	OT	6' 6"	264
72	Cade Klimczak	Sr.	OL	6' 1"	286
73	Trevor Steinbach	Fr.	OL	6' 5"	290
74	Tate Templeton	R-Fr.	OL	6' 3"	298
75	Declan McCabe	R-Jr.	OL	6' 4"	295
76	Journey Grimsrud	R-Jr.	OL	6' 3"	302
77	Michael Ray	R-So.	OL	6' 3"	289
78	Lucas Freitas	R-Fr.	OL	6' 6"	312
79	Liam Brown	R-Jr.	OL	6' 5"	317
80	Brady Lang	R-Jr.	WR	6' 1"	179
81	Joseph Grezmak	R-So.	TE	6' 5"	241
82	Ian Finch	R-So.	WR	6' 3"	204
83	Drew Klumph	R-So.	WR	5' 11"	181
84	Evan Shafer	Sr.	TE	6' 5"	273
85	Dayton Toney	R-Jr.	WR	6' 1"	191
86	Joe Weida	R-So.	TE	6' 4"	230
87	Jake Olson	R-Jr.	TE	6' 7"	258
88	Erik Barker	Sr.	TE	6' 4"	240
89	Danny Sirmon	Fr.	TE	6' 6"	240
90	Jareb Ramos	R-So.	DL	6' 4"	285
91	Jaxon Tucker	Fr.	DL	6' 3"	232
92	RB Wilson V	Jr.	DL	6' 4"	241
93	Sloan McPherson	R-Jr.	DL	6' 4"	250
94	Brendan Murphy	R-Fr.	DL	6' 2"	228
95	Dylan Smith	R-Jr.	DL	6' 4"	248
96	Henry Nuze	R-Jr.	DL	6' 4"	253
97	Grant Glasgow	R-So.	K	6' 1"	194
97	Tyson Simmons	Fr.	DE	6' 3"	252
98	Matai Mata'afa	R-Jr.	DL	6' 1"	231
99	Pat Hayden	R-Sr.	DT	6' 2"	285

Madison, N.J. / Madison HS
Prosper, Texas / Prestonwood Christian HS / Hawaii
Clackamas, Ore. / Clackamas HS
Missoula, Mont. / Loyola Sacred Heart HS
Melissa, Texas / Melissa HS / San Diego St.
Fremont, Ohio / Fremont-Ross HS / Kent St.
Havre, Mont. / Havre HS
Mill Creek, Wash. / Eastside Catholic HS / UCLA
Kalispell, Mont. / Glacier HS
Simi Valley, Calif. / Chaminade Prep / UCLA
Helena, Mont. / Capital HS
Libby, Mont. / Libby HS
Polson, Mont. / Polson HS
Johnstown, Colo. / Roosevelt HS
Doral, Fla. / Doral Academy / Youngstown St.
Omaha, Neb. / Mount Michael Benedictine / Nebraska
Ferndale, Wash. / Ferndale HS / Washington
Billings, Mont. / Central HS
Helena, Mont. / Capital HS
Whitefish, Mont. / Whitefish HS
Turlock, Calif. / Turlock HS / Cal
Seattle, Wash. / O'Dea HS
Santa Rosa, Calif. / Cardinal Newman HS
Sandpoint, Idaho / Sandpoint HS
Bozeman, Mont. / Bozeman HS
Grangeville, Idaho / Grangeville HS
Roy, Utah / Roy HS / Utah Tech
Sammamish, Wash. / Skyline HS
Rockford, Mich. / Rockford HS / Central Michigan
Sammamish, Wash. / Skyline HS
Missoula, Mont. / Sentinel HS
Waco, Texas / Midway HS
Huntley, Mont. / Huntley Project HS
Yakima, Wash. / Selah HS
Snoqualmie, Wash. / Mount Si HS
Beaverton, Ore. / Sunset HS
Bozeman, Mont. / Senior HS
Pilot Mountain, N.C. / East Surry HS / Louisburg
Missoula, Mont. / Hellgate HS
Missoula, Mont. / Sentinel HS
Connersville, Ind. / Connersville HS / Hillsdale
Frisco, Texas / Prestonwood Christian / Incarnate Word
Missoula, Mont. / Sentinel HS
Butte, Mont. / Butte HS
Keizer, Ore. / McNary HS
Missoula, Mont. / Sentinel HS
Centennial, Colo. / Arapahoe HS
Billings, Mont. / West HS
Henderson, Nev. / Green Valley HS / Coll. of the Canyons
Savage, Mont. / Savage HS
Seattle, Wash. / O'Dea HS
Whitehall, Mont. / Whitehall HS
Kalispell, Mont. / Glacier HS
Lawrence, Kan. / Lawrence HS / Kansas
Chandler, Ariz. / Basha HS / Navy Prep
Lahaina, Hawaii / Lahainaluna HS / Mississippi St.
Deptford, N.J. / Gateway Regional HS / Monmouth

## ALPHABETICAL (cont.)

19	Padraig Lang	R-Jr.	S
80	Brady Lang	R-Jr.	WR
8	Kenzel Lawler	R-Jr.	CB
25	Jaxon Lee	Sr.	S
55	Andres Lehrmann	R-Sr.	DE
31	Geno Leonard	R-Jr.	LB
11	Gabe Longin	R-Jr.	S
14	Kyon Loud	Fr.	CB
57	Jake Mason	R-Fr.	DL
98	Matai Mata'afa	R-Jr.	DL
75	Declan McCabe	R-Jr.	OL
18	Chase McGurran	R-So.	S
93	Sloan McPherson	R-Jr.	DL
13	Ryder Meyer	R-Sr.	S
36	Ty Morrison	Jr.	P
94	Brendan Murphy	R-Fr.	DL
96	Henry Nuze	R-Jr.	DL
87	Jake Olson	R-Jr.	TE
59	Hayden Opitz	R-Fr.	LB
50	Erich Osteen	R-Sr.	LB
26	Nick Ostmo	Gr.	RB
45	Caleb Otlewski	R-Fr.	LB
58	Clay Oven	R-Fr.	LB
69	Cannon Panfiloff	R-Jr.	OL
4	Dane Parker	Fr.	S
20	BJ Phillips	R-Jr.	WR
43	Grayson Pibal	R-Jr.	LS
9	Sawyer Racanelli	R-Sr.	WR
90	Jareb Ramos	R-So.	DL
10	TJ Rausch	R-Jr.	S
77	Michael Ray	R-So.	OL
16	Owen Reynolds	Fr.	S
34	Talen Reynolds	Fr.	RB
21	Stevie Rocker Jr.	R-Jr.	RB
32	Tyson Rostad	R-So.	S
30	Tommy Running Rabbit	Fr.	RB
18	Cody Schweikert	Fr.	QB
84	Evan Shafer	Sr.	TE
46	Jo Silver	Jr.	KP
97	Tyson Simmons	Fr.	DE
4	Ryan Simpson	R-Sr.	WR
89	Danny Sirmon	Fr.	TE
19	Gage Sliter	R-Fr.	QB
95	Dylan Smith	R-Jr.	DL
36	Garrett Speer	Fr.	DB
73	Trevor Steinbach	Fr.	OL
52	Cy Stevenson	R-Fr.	LB
74	Tate Templeton	R-Fr.	OL
44	Ryan Tirrell	R-Sr.	LB
85	Dayton Toney	R-Jr.	WR
91	Jaxon Tucker	Fr.	DL
35	Grady Walker	Fr.	LB
54	Cooper Walton	R-So.	LB
86	Joe Weida	R-So.	TE
6	Keelan White	R-Sr.	WR
42	Riley Wilson	R-Jr.	LB
92	RB Wilson V	Jr.	DL

## MONTANA COACHING STAFF

NAME	TITLE
Bobby Hauck (Montana 1988).....	Head Coach
Brent Pease* (Montana 1986).....	Offensive Coordinator / Quarterbacks
Roger Cooper* (Montana State 2004).....	Co-Defensive Coordinator / Linebackers
Tim Hauck* (Montana 1980).....	Co-Defensive Coordinator / Safeties
Rob Phenicie* (Memphis 1989).....	Assistant Head Coach / Tight Ends
Justin Green (Montana 2004).....	Recruiting Coordinator / Running Backs
Bryce Erickson* (NM Highlands 2006).....	Wide Receivers
Kim McCloud* (Hawaii 1991).....	Cornerbacks
Mike Linehan (North Texas 2018).....	Defensive Line
Joe Pawlak (Northern Illinois 2011).....	Offensive Line
Scott Linehan* (Idaho 1987).....	Offensive Analyst
Mike Hudson* (Texas San Antonio 1994).....	Defensive Analyst
Dan Ryan (Montana 2010).....	Football Strength Coach
Jimmy Morimoto (Phoenix 2002).....	Assistant Athletic Director, Football Operations
Keaton Johnson (Montana 2021).....	Director of Recruiting
Dustin Snyder (San Diego State 2017).....	Player Personnel / Video Coordinator

\*= In the box





# 2024 ROSTER BREAKDOWN

## 2024 GRIZ PERSONNEL

Offensive Formation:	Multiple
Defensive Formation:	Multiple
Starters Returning [3+] (O/D):	16 11/5
Starters Lost [3+]:	11
Lettermen Returning (O/D)	35 (18O/15D/2S)
Lettermen Lost:	22
Returning All-Conference Performers	6
Returning Academic All-Conference Performers	17

## RETURNING 2023 ALL-BIG SKY

1st team..... Junior Bergen..... Sr.	WR/PR
1st team..... Brandon Casey..... Sr.	OL
1st team..... Trevin Gradney..... R-Sr.	DB
2nd team..... Eli Gillman..... R-So.	RB/FR
2nd team..... Riley Wilson..... R-Jr.	LB
HM..... Journey Grimsrud..... R-Jr.	OL

## 2024 RETURNING STARTERS (3+ STARTS)

No.	Name	Yr.	Pos.	Career
2.....	Ronald Jackson.....	R-Jr.	CB.....	3
5.....	Junior Bergen.....	Sr.	WR.....	15
6.....	Keelan White.....	R-Sr.	WR.....	29
10.....	Eli Gillman.....	R-So.	RB.....	14
13.....	Ryder Meyer.....	R-Sr.	S.....	15
14.....	Aaron Fontes.....	Sr.	WR.....	13
37.....	Trevin Gradney.....	R-Sr.	CB.....	12
44.....	Ryan Tirrell.....	R-Sr.	LB.....	7
48.....	Hayden Harris.....	R-Sr.	DE.....	15
66.....	Brandon Casey.....	Sr.	OT.....	30
69.....	Cannon Panfiloff.....	R-Jr.	OL.....	4
76.....	Journey Grimsrud.....	R-Jr.	OL.....	20
79.....	Liam Brown.....	R-Jr.	OL.....	15
84.....	Evan Shafer.....	Sr.	TE.....	11
87.....	Jake Olson.....	R-Jr.	TE.....	3
88.....	Erik Barker.....	Sr.	TE.....	4

Offense: 11, Defense: 5

**16 Total**

## 2023 STARTERS LOST (3+ STARTS)

No.	Name	Pos.	Career
0.....	Kale Edwards.....	DE.....	14
3.....	TraJon Cotton.....	S.....	33
4.....	Nash Fouch.....	S.....	37
5.....	Garrett Graves.....	S.....	6
7.....	Sam Vidlak.....	QB.....	3
8.....	Corbin Walker.....	CB.....	31
17.....	Clifton McDowell.....	QB.....	12
35.....	Braxton Hill.....	LB.....	26
37.....	Levi Janacaro.....	LB.....	18
54.....	Tyler Flink.....	LB.....	9
55.....	Chris Walker.....	OL.....	28
57.....	AJ Forbes.....	OL.....	42
61.....	Hunter Mayginnnes.....	OL.....	24
99.....	Alex Gubner.....	DT.....	53

## OTHER TOP RETURNERS (5+ APPEARANCES)

No.	Name	Yr.	Pos.	2022 App.
2	Deck, Drew	R-Jr.	WR	11
4	Simpson, Ryan	R-Sr.	WR	11
8	Ah Yat, Keali'i	R-Fr.	QB	5
9	Racanelli, Sawyer	R-Sr.	WR	15
10	Rausch, TJ	R-Jr.	S	15
13	Harris, Xavier	Sr.	RB	15
25	Lee, Jaxon	Sr.	S	15
26	Ostmo, Nick	Gr.	RB	15
28	Childs, Isiah	Sr.	LB	15
32	Rostad, Tyson	R-So.	S	8
39	Kluczewich, Jace	R-Jr.	CB	15
40	Barnum, Cooper	Sr.	LB	15
42	Wilson, Riley	R-Jr.	LB	13
43	Pibal, Grayson	R-Jr.	LS	15
47	Detrick, Kellen	R-Jr.	DL	9
56	Hustedt, Garrett	R-Sr.	DE	15
75	McCabe, Declan	R-Jr.	OL	13
78	Freitas, Lucas	R-Fr.	OL	7
97	Glasgow, Grant	R-So.	K	13
98	Mata'afa, Matai	R-Jr.	DL	15

**20 Total**

## 2023 LETTERMEN

Freitas, Lucas	Edwards, Kale	Rostad, Carson
Vidlak, Sam	Flink, Tyler	Shafer, Evan
Rostad, Tyson	Forbes, AJ	Tirrell, Ryan
Detrick, Kellen	Fouch, Nash	Walker, Corbin
Ramos, Nico	Gillman, Eli	White, Keelan
Warren, Jelani	Graves, Garrett	
Brown, Liam	Grimsrud, Journey	
Deck, Drew	Gubner, Alex	
Simpson, Ryan	Harris, Hayden	
Genatone, Vincent	Harris, Xavier	
Ashton, Micah	Hill, Braxton	
Glasgow, Grant	Hustedt, Garrett	
Gradney, Trevin	Jackson, Ronald	
McCabe, Declan	Janacaro, Levi	
Wilson, Riley	Kluczewich, Jace	
Fontes, Aaron	Koppang, David	
Panfiloff, Cannon	Lee, Jaxon	
Walker, Chris	Mata'afa, Matai	
Barker, Erik	McDowell, Clifton	
Barnum, Cooper	Meyer, Ryder	
Benham, Travis	Olson, Jake	
Bergen, Junior	Ostmo, Nick	
Casey, Brandon	Pibal, Grayson	
Childs, Isiah	Racanelli, Sawyer	
Cotton, TraJon	Rausch, TJ	



# FALL 2024 NEWCOMERS

## FALL 2024 INCOMING FRESHMEN

Name	Pos.	Ht.	Wt.	Hometown (Previous School)
Colin Amick	OT	6' 6"	255	Sammamish, Wash. / Skyline HS
Lekeldrick Bridges	WR	5' 11"	175	Cedar Hill, Texas / Cedar Hill
Brooks Davis	WR	6' 0"	180	Brentwood, Calif. / Heritage HS
Luke Flowers	QB	6' 1"	185	Rigby, Idaho / Rigby HS
Malae Fonoti	RB	5' 11"	205	Palolo Valley, Hawaii / Kahuku HS
Monte Gillman	ATH	5' 8"	170	Dassel, Minn. / Dassel-Cokato HS
Kash Goicoechea	S	6' 1"	195	Kalispell, Mont. / Glacier HS
Matt Hilden	OL	6' 6"	305	Santa Rosa, Calif. / Cardinal Newman HS
Torin Jeske	OL	6' 6"	250	Bozeman, Mont. / Bozeman HS
Isaac Keim	TE	6' 4"	245	Kalispell, Mont. / Glacier HS
Kyon Loud	DB	6' 2"	180	San Mateo, Calif. / Junipero Serra HS
Owen Reynolds	S	6' 0"	185	Red Lodge, Mont. / Red Lodge HS
Talen Reynolds	RB	5' 11"	185	Missoula, Mont. / Loyola Sacred Heart HS
Tommy Running Rabbit	ATH	6' 1"	190	Browning, Mont. / Browning HS
Cody Schweikert	ATH	6' 3"	220	Columbia Falls, Mont. / Columbia Falls HS
Danny Sirmon	TE	6' 6"	240	Missoula, Mont. / Sentinel HS
Garrett Speer	DB	6' 0"	190	Portland, Ore. / Jesuit HS
Trevor Steinbach	OL	6' 5"	284	Sammamish, Wash. / Skyline HS
Grady Walker	ATH	6' 4"	195	Missoula, Mont. / Sentinel HS

## 2024 TRANSFERS

Name	Pos.	Yr.	Ht.	Wt.	Hometown (Previous School)
Kade Cutler	S	R-So.	6-0	206	Phillipsburg, Mont. / Flint Creek HS / Montana St.
Logan Fife	QB	R-Jr.	6-0	205	Tracy, Calif. / Tracy HS / Fresno St.
Prince Ford	DB	R-Jr.	5-11	170	Concord, N.C. / Cox Mill HS / Golden West / Illinois
Chrishawn Gordon	S	R-Sr.	5-11	186	Oceanside, Calif. / Valley Center HS / Fresno St.
Pat Hayden	DT	R-Sr.	6-2	280	Deptford, N.J. / Gateway Regional HS / Monmouth
Everett Johnson	OL	R-Jr.	6-7	300	Turlock, Calif. / Turlock HS / Cal
Vai Kaho	LB	R-Sr.	6-1	230	Reno, Nev. / Bishop Manogue HS / San Diego St.
Cade Klimczak	OL	Sr.	6-1	285	Rockford, Mich. / Rockford HS / Central Michigan
Kenzel Lawler	CB	R-Jr.	6-0	184	Corona, Calif. / Eleanor Roosevelt HS / Utah
Andres Lehrmann	DE	R-Sr.	6-2	255	Doral, Fla. / Doral Academy / Youngstown St.
Jake Mason	DL	R-Fr.	6-2	245	Ferndale, Wash. / Ferndale HS / Washington
Ty Morrison	K/P	Jr.	6-3	205	Valencia, Calif. / Valencia HS / Coll. of the Canyons
Caleb Otlewski	LB	R-Fr.	6-4	235	Melissa, Texas / Melissa HS / San Diego St.
Dane Parker	S	Fr.	6-1	190	Puyallup, Wash. / Puyallup HS / Air Force Prep
Stevie Rocker Jr.	RB	R-Jr.	6-0	215	Tucson, Ariz. / Canyon Del Oro HS / Arizona
Jo Silver	K/P	Jr.	6-0	187	Fremont, Ohio / Fremont-Ross HS / Kent St.
Tyson Simmons	DL	Fr.	6-3	252	Chandler, Ariz. / Basha HS / Navy Prep
Dayton Toney	WR	R-Jr.	6-1	188	San Antonio, Texas / Prestonwood Christian / Incarnate Word
RB Wilson V	DL	Jr.	6-4	250	Henderson, Nev. / Green Valley HS / Coll. of the Canyons

### STATE BREAKDOWN

10	MT
8	CA
4	WA
3	TX
2	NV
2	AZ
1	FL
1	HI
1	ID
1	MN
1	NJ
1	OR
1	NC
1	MI
1	OH
38	Total

### POSITION BREAKDOWN

9	DB (S/CB)
6	OL
5	DL
4	ATH
2	QB
3	RB
3	WR
2	TE
2	LB
2	KP
38	Total





# 2024 GRIZ FOOTBALL TWO-DEEP



## WEEK 1 - MISSOURI STATE

### OFFENSE

[MULTIPLE]

#### QUARTERBACK

12	Logan Fife	6-0	205	R-Jr.	-OR-
8	Keali'i Ah Yat	6-1	192	R-Fr.	

#### WIDE RECEIVER [X]

6	Keelan White	6-2	184	R-Sr.	
9	Sawyer Racanelli	6-3	208	R-Sr.	

#### WIDE RECEIVER [Z]

14	Aaron Fontes	6-1	170	Sr.	
4	Ryan Simpson	6-6	209	R-Sr.	

#### WIDE RECEIVER [F]

5	Junior Bergen	5-11	184	Sr.	
2	Drew Deck	5-9	160	R-Jr.	

#### TIGHT END

84	Evan Shafer	6-5	273	Sr.	
88	Erik Barker	6-4	240	Sr.	

#### TAILBACK

10	Eli Gillman	6-0	208	R-So.	
26	Nick Ostmo	6-0	221	Gr.	

#### LEFT TACKLE

69	Cannon Panfiloff	6-6	293	R-Jr.	
60	Dillon Botner	6-6	290	R-Sr.	

#### LEFT GUARD

72	Cade Klimzcak	6-1	286	R-Sr.	
62	Everett Johnson	6-7	301	R-Jr.	

#### CENTER

79	Liam Brown	6-5	317	R-Jr.	
75	Declan McCabe	6-4	295	R-Jr.	

#### RIGHT GUARD

76	Journey Grimsrud	6-3	302	R-Jr.	
78	Lucas Freitas	6-6	312	R-Fr.	

#### RIGHT TACKLE

66	Brandon Casey	6-5	309	Sr.	
51	Austin Buehler	6-5	270	R-Fr.	

### DEFENSE

[MULTIPLE]

#### LINEBACKER

44	Ryan Tirrell	6-2	235	R-Sr.	
28	Isiah Childs	6-1	209	Sr.	

#### LINEBACKER

0	Vai Kaho	6-1	235	R-Sr.	
42	Riley Wilson	6-2	230	R-Jr.	

#### LINEBACKER

40	Cooper Barnum	6-2	225	Sr.	
50	Erich Osteen	6-2	216	R-Sr.	

#### DEFENSIVE END

48	Hayden Harris	6-5	255	R-Sr.	
69	Noah Kaschmitter	6-3	253	R-Jr.	

#### DEFENSIVE END

55	Andres Lehrmann	6-2	246	R-Sr.	
96	Henry Nuce	6-4	253	R-Jr.	

#### NOSE

99	Pat Hayden	6-2	285	R-Sr.	
90	Jareb Ramos	6-4	285	R-So.	

#### CORNERBACK

37	Trevin Gradney	6-0	184	R-Sr.	
6	Prince Ford	5-11	170	R-Jr.	

#### CORNERBACK

2	Ronald Jackson	6-1	191	R-Jr.	
8	Kenzel Lawler	6-0	190	R-Jr.	

#### FREE SAFETY

9	Chrishawn Gordon	5-11	191	R-Sr.	-OR-
39	Jace Kluczewich	5-10	166	R-Jr.	

#### NICKEL

25	Jaxon Lee	6-1	210	Sr.	
32	Tyson Rostad	6-1	201	R-So.	

#### STRONG SAFETY

13	Ryder Meyer	5-10	185	R-Sr.	
10	TJ Rausch	6-3	205	R-Jr.	

### SPECIALISTS

#### PUNTER

36	Ty Morrison	6-3	210	Jr.	
----	-------------	-----	-----	-----	--

#### KICKER

97	Grant Glasgow	6-1	194	R-So.	
46	Jo Silver	6-0	203	Jr.	

#### PUNT RETURN

5	Junior Bergen	5-11	184	Sr.	
2	Drew Deck	5-9	160	R-Jr.	

#### KICKOFF RETURN

5	Junior Bergen	5-11	184	Sr.	
2	Drew Deck	5-9	160	R-Jr.	

#### HOLDER

13	Ryder Meyer	5-10	185	R-Sr.	
----	-------------	------	-----	-------	--

#### SNAPPER

43	Grayson Pibal	6-3	197	R-Jr.	
----	---------------	-----	-----	-------	--

### PRONUNCIATION

0	Vai Kaho	VIE KA-ho
7	Malae Fonoti	Ma-LIE Fo-NO-Tee
7	Kasch Goicoechea	GO-ka-CHEE-ah
8	Keali'i Ah Yat	KAY-a-LEE-ee Ah YAHT
8	Kenzel Lawler	KEN-zel
9	Sawyer Racanelli	RACK-a-nell-EE
10	TJ Rausch	ROWSH
13	Xavier Harris	ZAVIER
14	Aaron Fontes	FONTS
16	Kaden Huot	HEEW-it
19	Padraig Lang	PAHD-rag
37	Trevin Gradney	GRAD-knee
39	Jace Kluczewich	KLUC-which
43	Grayson Pibal	PIE-bal
44	Ryan Tirrell	TEER-al
55	Anres Lehrmann	AN-dreys LER-man
56	Garrett Hustedt	HEW-stead
69	Cannon Panfiloff	PAN-fill-OFF
76	Journey Grimsrud	GRIMS-rude
78	Lucas Freitas	FRAY-tas
92	RB Wilson V	R.B. Wilson the fifth
98	Matai Mata'afa	Ma-TIE Mata-OFF-a

#### COACHES:

Bobby Hauck	HOW-k
Brent Pease	PEAS
Tim Hauck	HOW-k
Rob Phenicie	FEN-iss-EE
Mike Linehan	LEN-a-HAN
Joe Pawlak	PAV-lik
Scott Linehan	LEN-a-HAN
Jimmy Morimoto	MOR-lee-MOE-toe

\* Two-Deep is projected, and subject to change





## GAME-BY-GAME STARTERS

## CAREER STARTS BY POSITION



		TAKEAWAYS			GIVEAWAYS		
Opponent	Differential	Interceptions	Fumbles	Total	Interceptions	Fumbles	Total
Missouri St.							
TOTAL							

Score by qtr. ....	1st	2nd	3rd	4th	Total
Missouri St. ....	0	0	0	0	0
Opponents .....	0	0	0	0	0

Opponent Qtr/Time .... Score ..... Drive ..... BU/UM  
Missouri St



# HEAD COACH BOBBY HAUCK



## BOBBY HAUCK // HEAD COACH

In his first tenure at UM from 2003-2009 Hauck won more games than any other coach in FCS football, led the Grizzlies to three national championship appearances, and won seven-straight Big Sky Conference championships.

During that time Hauck's Grizzlies out-scored their opponents 3,079-1,795 in his 97-game tenure. He also coached 37 first-team All-Big Sky selections. His 82 percent winning average was the highest in the FCS at the time, and he led UM to three perfect seasons in Big Sky play with a 47-6 league record, winning at least a share of the Big Sky title in each of his seven seasons.

He is a four-time Big Sky Conference Coach of the Year and a three-time AFCA FCS Region 5 Coach of the Year, earning the honor in 2006, 2009, and 2023. He is also a two-time finalist for the Eddie Robinson Coach of the Year award, once 2009 and the second in 2023.

Under Hauck, the Grizzlies have also excelled in the classroom. From 2003-2009, Montana placed 104 football players on Academic All-Big Sky teams, the most, or second most in the league each year. In each of those seasons, football student-athletes also graduated at a higher rate than their campus counterparts, including a remarkable 90 percent rate in 2005.

Since returning in 2018 Hauck's Grizzlies have posted the highest grade point averages in program history, averaging over a 3.0 each year. In that time the Griz have had a conference-high 202 Academic All-Big Sky honorees as well, leading or coming in second in the conference each semester.

The UM alum returned to his native Montana in 2017 after five seasons as the head coach at UNLV, and three seasons serving as the Associate Head Coach and Special Teams Coordinator at San Diego State.

He began his coaching career with the Grizzlies in 1988 after earning a bachelor's degree in business and physical education at Montana in 1987.

"It is an honor and a privilege to be able to come back home to a place that is so important to me. I am grateful for the opportunity to continue the tradition of excellence at the University of Montana. I am absolutely committed to success both on and off the field. I cannot wait to see what the future holds, and look forward to being a strong

advocate for the University as a whole," said Hauck.

From 2010-2014 Hauck served as head coach and special teams coordinator at UNLV. As head coach, he led the Rebels to the Heart of Dallas Bowl in 2013 - their only winning season since 2000, only the fourth bowl game in UNLV history, and the first to be played on New Year's Day.

In 2015, Hauck accepted the role as special teams coordinator at San Diego State under legendary head coach Rocky Long. There he coached kick returner Rashaad Penny, a three-time Mountain West Special Teams Player of the Year and 2017 Offensive Player of the Year - the only player in league history to win both awards in the same season. Penny also holds the NCAA record for career kick returns for a touchdown (7).

In 2022 Hauck's special teams at Montana set more records when Malik Flowers tied Penny's NCAA record with his seventh kickoff return for a touchdown and broke the FCS record for career kick return yards with 2,659.


Hauck's son Robby also finished his playing career at Montana as a record breaker, setting a new UM and Big Sky record for tackles with 482, the sixth-most in FCS history.

### The Hauck File

**Hometown:** Missoula, Mont. (Born), Big Timber, Mont. (High School)

**Alma Mater:** Montana '88 (B.A. Business and Health and Physical Education), UCLA '91 (M.S. Education Administration)

**Family:** Wife Stacey; Daughters Alexandra, Elise, and Sydney; Son Robby



### • The Winningest Coach in Montana History

### • Winningest Coach in Big Sky Conference History

Bobby Hauck became the 37th head football coach at the University of Montana on Nov. 30, 2017. He began his second tenure as the Grizzlies' head coach a day later on December 1, 2017.

In two terms coaching Montana, he's become one of the most consistent winners in all of college football.

2024 will be his 18th year as a college football head coach, his 13th overall year at Montana, and the sixth year of his second stint as Montana's head coach.

In 2018 Hauck became the winningest coach in Montana history, surpassing the great Don Read with 86 wins in eight seasons.

In 2023 he also became the winningest coach in Big Sky Conference history, surpassing former NAU head coach and long-time Montana assistant Jerome Souers' career total of 123 with the win over Sacramento State. A game ball and his sideline gear from that game are now enshrined at the College Football Hall of Fame in Atlanta. Hauck is now closing in Souers' other record of 85 wins in Big Sky play.

Entering the 2024 season he holds the most wins among active FCS coaches since 2020 at 33.

A long history of success in the league, Hauck is also the fastest coach in Big Sky history to reach the 40, 50, 60, 70, and 80-win plateaus.



# HEAD COACH BOBBY HAUCK

## BY THE NUMBERS...

8

Big Sky  
Championships

33

Wins since 2020  
\*Most among active  
FCS coaches

17

FCS  
Playoff Wins

12

Consecutive  
semesters with a  
team 3.0 GPA or  
better

129

Wins at Montana  
\*Big Sky Record

### THE HAUCK FILE

#### Head Coaching Record

Year	Team	Overall	Conf. (Finish)
2003	Montana	9-4	5-2 (T-1st)
2004	Montana	12-3	6-1 (T-1st)
2005	Montana	8-4	5-2 (T-1st)
2006	Montana	12-2	8-0 (1st)
2007	Montana	11-1	8-0 (1st)
2008	Montana	14-2	7-1 (T-1st)
2009	Montana	14-1	8-0 (1st)
<b>Montana (1st term)</b>		<b>80-17</b>	<b>47-6</b>
2018	Montana	6-5	4-4 (4th)
2019	Montana	10-4	6-2 (T-2nd)
2020-21	Montana	2-0	0-0
2021	Montana	10-3	6-2 (T-3rd)
2022	Montana	8-5	4-4 (6th)
2023	Montana	13-2	7-1 (1st)
<b>Montana (2nd term)</b>		<b>49-19</b>	<b>27-13</b>
<b>Montana (overall)</b>		<b>129-36</b>	<b>74-19</b>
2010	UNLV	2-11	2-6 (7th)
2011	UNLV	2-10	1-6 (T-6th)
2012	UNLV	2-11	2-6 (8th)
2013	UNLV	7-6	5-3 (T-3rd)
2014	UNLV	2-11	1-7 (6th)
<b>UNLV</b>		<b>15-49</b>	<b>11-28</b>
<b>Overall</b>		<b>144-84</b>	<b>85-47</b>

#### AFCA FCS Regional Coach of the Year

2006                      2009                      2023

#### Eddie Robinson Coach of the Year Finalist

2009                      2023

#### Big Sky Conference Coach of the Year

2006                      2007                      2009                      2023

#### Big Sky Conference

##### All-Time Wins

1. Bobby Hauck, Montana .....	129
2. Jerome Souers, Northern Arizona .....	123
3. Chris Ault, Nevada .....	111
4. Tim Walsh, PSU/CP .....	107
5. Mike Kramer, EWU/MSU/ISU .....	95

##### All-Time Conference Wins

1. Jerome Souers, Northern Arizona .....	85
4. Bobby Hauck, Montana .....	74
2. Tim Walsh, PSU/CP .....	74
3. Chris Ault, Nevada .....	68
5. Beau Baldwin, EWU/CP .....	60

#### Bowl/Postseason Experience (season, not year of bowl)

1989	D1-AA First Round
1989	D1-AA Semifinal
1991	Sun Bowl
1995	Cotton Bowl
1996	Holiday Bowl
1998	Aloha Bowl
1999	Holiday Bowl
2000	Rose Bowl
2001	Holiday Bowl
2002	Sun Bowl
2003	D1-AA First Round
2004	D1-AA National Championship
2005	D1-AA First Round
2006	FCS Semifinal
2007	FCS First Round
2008	FCS National Championship
2009	FCS National Championship
2014	Heart of Dallas Bowl
2015	Hawaii Bowl
2016	Las Vegas Bowl
2017	Armed Forces Bowl
2019	FCS Quarterfinal
2021	FCS Quarterfinal
2022	FCS Second Round
2023	FCS National Championship

#### Hauck vs. The Big Sky

School	Won	Lost
Cal Poly	8	1
Eastern Washington	9	2
Idaho	5	1
Idaho State	8	1
Montana State	7	5
Northern Arizona	8	1
Northern Colorado	8	0
Portland State	10	2
Sacramento State	9	3
UC Davis	4	1
Weber State	6	3

#### Hauck Timeline

Years	Team
1988-1989	Montana (DB/DL)
1990-1992	UCLA (Recruiting/DB/ST/GA)
1993-1994	Northern Arizona (OLB)
1995-1998	Colorado (RC/S/OLB/ST)
1999-2002	Washington (DB/ST)
2003-2009	Montana (Head Coach)
2010-2014	UNLV (Head Coach)
2015-2017	San Diego St (Assoc. HC/STC)
2018-Present	Montana (Head Coach)







# 2024 COACHING STAFF



## BRENT PEASE

### **OFFENSIVE COORDINATOR / QUARTERBACKS**

- 2024 is the seventh year of his second stint coaching at UM, and his second as the Offensive Coordinator and QBs coach
- A 30-year coaching veteran with stops in the Big Sky, SEC, Mountain West and Pac-12
- Coached in nine D1-AA (FCS) playoffs seasons, three D1-AA National Championships, and nine bowl games
- Won the 2010 Fiesta Bowl with #6 Boise State as the Broncos Assistant Head Coach with record-setting QB Kellen Moore
- Former Grizzly Offensive Coordinator (1996-1998), Offensive Assistant (1991-1995)
- As QB at UM in 1986, led the nation in total offense with 309 YPG, and passed for a school record 3,056 yards & 30 TDs

\*In the box



## ROGER COOPER

### **CO-DEFENSIVE COORDINATOR / LINEBACKERS**

- 2024 will be Roger Cooper's third season overall at Montana and his first as the Grizzlies' co-Defensive Coordinator and linebacker coach.
- Prior to serving as co-DC, he worked exclusively with Montana's linebackers in 2023, and safeties in 2022.
- Former All-American linebacker at Montana State, earning All-Big Sky honors in three-straight seasons (2002-2004) and was named Big Sky defensive MVP in 2004

\*In the box



## TIM HAUCK

### **CO-DEFENSIVE COORDINATOR / SAFETIES**

- 2024 will be the second for Hauck at his alma mater since returning in 2023 and his ninth year overall with the program as a coach.
- The Grizzly Sports Hall of Famer, 13-year NFL vet, and Super Bowl-winning coach was promoted from Defensive Analyst to co-Defensive Coordinator and Safeties Coach in March of 2024.
- He returned to his alma mater and the place he began his coaching career after 15 seasons as a mentor at the game's highest levels.
- He most recently spent five seasons in the NFL with Philadelphia, where he helped lead the Eagles to a win over New England in Super Bowl LII.
- As a player he was a three-year letterman for the Grizzlies from 1987 to 1989, when he became a two-time All-American and two-time Big Sky Defensive MVP at safety.

\*In the box



## ROB PHENICIE

### **ASST. HEAD COACH / TIGHT ENDS**

- 2024 marks the third season of his second stint coaching the Griz, and his tenth season overall at Montana.
- Phenicie returned to UM in March of 2020 as an analyst after five seasons as the head coach at Idaho State.
- He coached tackles and tight ends in 2023, and now coaches tight ends exclusively
- From 2003 to 2009 he served as Montana's offensive coordinator under Hauck, helping lead the Griz to three national championship appearances.
- Helped Montana win seven-straight Big Sky titles in that time.
- Also coached with Hauck at UNLV from 2010 to 2014 as the Rebel's offensive coordinator.



## JUSTIN GREEN

### **RECRUITING COORDINATOR/RUNNING BACKS**

- 2024 is his 13th season serving as Running Backs Coach and Recruiting Coordinator at his alma mater
- Had a stellar career with the Griz (2003-2004), rushing for 1,784 yards and being named the Big Sky "Newcomer of the Year"
- A fifth-round draft pick by the Baltimore Ravens in 2005, playing four years in the NFL
- Graduated with a degree in Sociology from Montana

\*In the box



## BRYCE ERICKSON

### **WIDE RECEIVERS**

- 2024 will be his fourth season at Montana and his second coaching the receivers. He previously coached UM's tight ends.
- Former QB Coach at Idaho where he All-Sun Belt honoree and Famous Idaho Potato Bowl MVP Matt Linehan
- Also recruited and coached QB Jake Luton at Idaho before he transferred to Oregon State and went on to the NFL
- Spent five years coaching the running backs at Arizona State prior to coaching at Idaho
- Son of College Football Hall of Famer Dennis Erickson



## JOE PAWLAK

### **OFFENSIVE LINE**

- 2024 is Pawlak's first year in Montana after being hired in February.
- Pawlak (Pronounced: PAV-lik) came to Montana after five years as the O-Line coach at North Dakota
- Prior to his time at North Dakota, Pawlak was a Graduate Assistant at Iowa where he assisted in leading a Hawkeye front that won the 2016 Joe Moore Award for the best offensive line in college football.
- As a player he was a three-year starter and all-conference performer at Northern Illinois where he helped the Huskies win the 2011 MAC championship.



# 2024 COACHING STAFF



## Kim McCloud

### **CORNERBACKS**

- 2024 is his second season as Montana's cornerback coach after serving as a defensive analyst in 2022.
- A 25-year coaching veteran, with stops at Idaho, Nevada, Baylor, Syracuse, Hawaii, and more.
- Has been a part of 14 post-season squads while coaching on both sides of the ball
- Came to Montana from Hawaii where he was the cornerbacks coach. Prior to Hawaii, was at Syracuse of the ACC, coaching cornerbacks and wide receivers, while also serving as the assistant head coach for three seasons.

\*In the box



## MIKE LINEHAN

### **DEFENSIVE LINE**

- 2024 is Linehan's second year at Montana, and his second year as a D-Line coach
- Came to Montana after three years at San Diego State where he was a GA on the Aztec D-Line
- Began his playing career at Idaho, the alma mater of his father and long-time NFL coach Scott Linehan. His brother Matt Linehan is also an Idaho alum and is the Vandals' current wide receivers coach.



## SCOTT LINEHAN

### **OFFENSIVE ANALYST**

- Former NFL head coach and 30-plus year coaching veteran Scott Linehan has joined the Montana football coaching staff as an offensive analyst in 2024
- Came to Montana after serving as an analyst in the SEC at Missouri in 2021. Prior to that he spent a season at LSU as the passing game coordinator
- Before that he spent five seasons in Dallas where he helped the Cowboys to three NFC East division titles and three playoff appearances.
- In total he spent 17 years in the NFL with three seasons as a head coach and 13 as an offensive coordinator.
- He was the head coach of the St. Louis Rams from 2006-2008 and has served as the offensive coordinator for the Cowboys, Miami Dolphins, Minnesota Vikings, and Detroit Lions. He also served as a collegiate offensive coordinator at Idaho, Washington, and Louisville.

\*In the box



## MIKE HUDSON

### **DEFENSIVE ANALYST**

- Hudson returned to Montana in 2024 to serve as a defensive analyst after spending six seasons with the Griz in various capacities between 2005 and 2010.
- In his first term at UM he served as the assoc. head coach, cornerbacks coach, running backs coach, defensive secondary coach, linebackers coach, and operations director.
- During that time he coached some of UM's greatest, including NFL draftees Caleb McCurdy (linebacker), safety Shann Schillinger, and cornerback Trumaine Johnson.
- He first came to Montana in 2005 from Sam Houston where he served as the Bearcats defensive coordinator on a team that beat the then-No. 1 Griz 41-29 in Huntsville, Texas, then lost to UM later that year 34-14 in the 2004 1-AA semifinal in Missoula.
- Most recently served as the asst. HC and O-line asst. at UT Martin in 2023 where he helped the Skyhawks to a Big South/OVC championship.

\*In the box



## DAN RYAN

### **STRENGTH & CONDITIONING**

- Fifth year on staff at Montana as strength coach in 2024
- Former Director of Strength and Conditioning at Idaho State
- Worked at UNLV under Hauck from 2010-2015
- Was a student assistant at Montana from 2006-2010



## JIMMY MORIMOTO

### **ASSISTANT ATHLETIC DIRECTOR - FOOTBALL OPERATIONS**

- Entering seventh season as the Director of Football Operations in 2024
- Came to Montana after one year as the Director of Operations at Hawaii
- Spent two years overseeing recruitment at Fresno State as the Director of Player Personnel
- Served under Coach Hauck at UNLV as Director of Player Personnel
- Former Head Coach at Baldwin High School in his native Hawaii



## KEATON JOHNSON

### **DIRECTOR OF RECRUITING**

- 2024 marks his third season as the Director of Recruiting for the Griz
- Oversees all on-campus recruiting, handles official and unofficial visits and coordinates recruiting logistics with staff members. He also works alongside marketing team and coaching staff on all recruitment material.
- Previously worked on the Grizzly football staff from 2019-2021 as a student assistant in recruitment and operations
- Graduated with a degree in Business Management from Montana



## DUSTIN SNYDER

### **PLAYER PERSONNEL / VIDEO COORDINATOR**

- 2024 is his second season as Montana's Director of Player Personnel and Video Coordinator
- He manages all video operations for the team and supports the Grizzly staff and players in day-to-day operations, as well as assisting with the recruitment process.
- Previously worked with Coach Hauck at San Diego State University, where he was a student assistant from 2014-2017.
- Worked one year at Del Norte High School and four years at Vista Murrieta High School prior to Montana. At VMHS, he taught math and coached football and baseball.



# GRIZ IN THE 2024 POLLS

## STATS PERFORM FCS MEDIA TOP 25

2023 Final

Rank	School	1sts	Pts.	Prev.
1	South Dakota State (56)	15-0	1,400	1
2	<b>Montana</b>	<b>13-2</b>	<b>1,343</b>	<b>2</b>
3	North Dakota State	11-4	1,252	8
4	South Dakota	10-3	1,140	3
5	UAlbany	11-4	1,125	9
6	Villanova	10-3	1,105	6
7	Furman	10-3	1,085	7
8	Idaho	9-4	1,067	4
9	Montana State	8-4	992	5
10	Delaware	9-4	790	11
11	Florida A&M	12-1	777	10
12	Southern Illinois	8-5	754	14
13	Sacramento State	8-5	748	15
14	Chattanooga	8-5	594	18
15	Richmond	9-4	573	22
16	North Dakota	7-5	542	12
17	Mercer	9-4	525	17
18	Austin Peay	9-3	458	13
19	Youngstown State	8-5	454	21
20	North Carolina Central	9-3	339	16
21	Lafayette	9-3	280	20
22	UIW	8-2	210	19
23	Western Carolina	7-4	117	23
24	UC Davis	7-4	107	25
25	UT Martin	8-3	103	24

**Others Receiving Votes:** Gardner-Webb 60, Tarleton 52, Nicholls 45, Northern Iowa 41, Holy Cross 35, Drake 21, Harvard 18, Central Arkansas 17, Eastern Illinois 16, Duquesne 10, Yale 4.

## AFCA FCS COACHES TOP 25

2023 Final

Rank	School (1st)	Rec.	Pts	Prev
1	South Dakota State (23)	15-0	575	1
2	<b>Montana</b>	<b>13-2</b>	<b>552</b>	<b>2</b>
3	North Dakota State	11-4	513	7
T-4	Idaho	9-4	448	4
T-4	South Dakota	10-3	448	3
6	Furman	10-3	447	6
7	UAlbany	11-4	429	15
8	Montana State	8-4	411	8
9	Villanova	10-3	407	9
10	Florida A&M	12-1	400	5
11	Delaware	9-4	278	12
12	Austin Peay	9-3	264	10
13	Southern Illinois	8-5	258	17
14	UIW	9-2	254	11
15	Sacramento State	8-5	238	16
16	North Dakota	7-5	223	14
17	Chattanooga	8-5	203	19
18	North Carolina Central	9-3	185	13
19	Lafayette	9-3	178	18
20	Mercer	9-4	175	20
21	Youngstown State	8-5	138	23
22	Richmond	9-4	130	25
23	UT Martin	8-3	100	21
24	Eastern Illinois	8-3	65	24
25	Holy Cross	7-4	56	22

**Others Receiving Votes:** UC Davis, 28; Harvard, 14; Gardner-Webb, 11; Tarleton, 8; Central Arkansas, 7; Nicholls, 7; Western Carolina, 7; Illinois St., 6; Yale, 4; William & Mary, 3; Rhode Island, 2; Samford, 2; Bryant, 1.

## PRESEASON MEDIA POLL

### STATS PERFORM FCS TOP 25

Preseason Poll - Aug. 5, 2024

RANK	SCHOOL	2023 RECORD	POINTS	2023 FINAL RANK
1	South Dakota State (52)	15-0	1396	1
2	North Dakota State (3)	11-4	1327	3
3	<b>Montana</b>	<b>13-2</b>	<b>1285</b>	<b>2</b>
4	Montana State (1)	8-4	1199	9
5	South Dakota	10-3	1155	4
6	Villanova	10-3	1151	6
7	Idaho	9-4	1021	8
8	Sacramento State	8-5	874	13
9	Chattanooga	8-5	868	14
10	Southern Illinois	8-5	832	12
11	Central Arkansas	7-4	724	NR
12	Furman	10-3	678	7
13	Richmond	9-4	625	15
14	UIW	8-2	605	22
15	William & Mary	6-5	546	NR
16	UAlbany	11-4	527	5
17	Lafayette	9-3	359	21
18	UC Davis	7-4	351	24
19	Illinois State	6-5	350	NR
20	Western Carolina	7-4	318	23
21	Tarleton State	8-3	302	NR
22	Weber State	6-5	268	NR
23	Nicholls	6-5	201	NR
24	North Dakota	7-5	197	16
25	Youngstown State	8-5	177	19

**Others:** Elon (174), UT Martin (169), Eastern Illinois (139), Mercer (98), Florida A&M (65), North Carolina Central (52), Austin Peay (51), Alabama State (17), Holy Cross (17), Eastern Washington (14), Duquesne (8), Drake (8), Samford (6), Harvard (6), UNI (4)

## PRESEASON COACHES POLL

### AFCA FCS COACHES' TOP 25

Preseason Poll - Aug. 12, 2024

Rank	School (1st votes)	2022 Record	Pts.
1	South Dakota St. (25)	15-0	649
2	North Dakota St.	11-4	614
3	<b>Montana</b>	<b>13-2</b>	<b>576</b>
4	Montana St.	8-4	518
5	South Dakota	10-3	512
6	Villanova	10-3	502
7	Idaho	9-4	473
8	Chattanooga	8-5	403
9	Furman	10-3	392
10	Sacramento St.	8-5	382
11	Southern Illinois	8-5	370
12	Richmond	9-4	353
13	Central Arkansas	7-4	339
14	UAlbany	11-4	275
15	UIW	9-2	259
16	William & Mary	6-5	196
17	UC Davis	7-4	164
18	Lafayette	9-3	157
19	Western Carolina	7-4	144
20	Illinois St.	6-5	143
21	Tarleton	8-3	137
22	North Dakota	7-5	131
23	Youngstown St.	8-5	97
24	Nicholls	6-5	91
25	Florida A&M (1)	12-1	71

**Others:** Weber St., 66; North Carolina Central, 53; Eastern Illinois, 50; UT Martin, 38; Austin Peay, 35; Northern Iowa, 33; Harvard, 32; Yale, 31; Mercer, 27; Holy Cross, 20; Howard, 20; Alabama St., 17; Northern Arizona, 17; Elon, 16; Alcorn St., 9; Duquesne, 7; North Carolina A&T, 6; Fordham, 5; Gardner-Webb, 4; Indiana St., 3; Missouri St., 3; Butler, 2; Eastern Kentucky, 2; Southeast Missouri St., 2; Eastern Washington, 1; Murray St., 1; Samford, 1; Utah Tech, 1.

## MONTANA IN THE FCS MEDIA POLL

Pre. 1 2 3 4 5 6 7 8 9 10 11 12 Final  
3

## MONTANA IN THE FCS COACHES POLL

Pre. 1 2 3 4 5 6 7 8 9 10 11 12 Final  
3



## 2024 BIG SKY PRESEASON POLLS

Coaches' Poll	Team (1st votes) - Points
1.....	Montana (10), 120
2.....	Montana State (1), 110
3.....	Idaho, 95
4.....	UC Davis (1), 88
5.....	Sacramento State, 82
6.....	Weber State, 74
7.....	Northern Arizona, 55
8.....	Eastern Washington, 47
9.....	Portland State, 45
10.....	Idaho State, 31
11.....	Northern Colorado, 23
12.....	Cal Poly, 22

Media Poll	Team (1st votes) - Points
1.....	Montana (26), 442
2.....	Montana State (9), 414
3.....	Idaho (2), 342
4.....	UC Davis (1), 332
5.....	Sacramento State, 324
6.....	Eastern Washington, 240
7.....	Weber State, 234
8.....	Idaho State, 174
9.....	Northern Arizona, 172
10.....	Portland State, 169
11.....	Cal Poly, 74
12.....	Northern Colorado, 47

### MONTANA'S FINAL FCS RANKINGS

1982	NCAA	19th
1988	NCAA	19th
1989	NCAA	6th
1993	The Sports Network	3rd
1994	The Sports Network	8th
1995	The Sports Network	1st
1996	The Sports Network	2nd
1997	The Sports Network	11th
1998	The Sports Network	14th
1999	The Sports Network	7th
2000	The Sports Network	2nd
2001	The Sports Network	1st
2002	The Sports Network	9th
2003	The Sports Network	14th
2004	The Sports Network	2nd
2005	The Sports Network	12th
2006	The Sports Network	3rd
2007	The Sports Network	10th
2008	The Sports Network	2nd
2009	The Sports Network	2nd
2010	The Sports Network	20th
2011	The Sports Network	4th
2012	Not Ranked	—
2013	The Sports Network	8th
2014	The Sports Network	12th
2015	STATS FCS	14th
2016	NCAA Coaches	25th
2017	Received Votes	RV
2018	Received Votes	RV
2019	STATS FCS	6th
2020-21	NA*	NA
2021	STATS FCS	6th
2022	STATS FCS	14th
2023	STATS FCS	2nd

\*Montana opted to play a two-game spring season in 2021 instead of a full FCS season.

## PLAYER OF THE WEEK NOMINATIONS

DATE	OPPONENT	NOMINEE
8/31	Missouri State	(O)
		(D)
		(S)

### KEY

O = Offensive, D = Defensive, S = Special Teams, F = Stats Perform FCS Freshman  
 ! = Big Sky Player of the Week  
 \$ = Stats Perform FCS National Player of the Week  
 + = Stats Perform FCS National Player of the Week Honorable Mention  
 T = Stats Perform National Team of the Week





# POSTSEASON YEAR-BY-YEAR

## FCS/1-AA RECORD **27** PLAYOFF APPERANCES: 8 CHAMPIONSHIP - 11 SEMIFINAL - 15 QUARTERFINAL

Year	Opponent/Location	Round	W/L	Score
2023	Delaware	2nd	W	49-19
	Furman	QF	W	35-28 OT
	North Dakota State	SF	W	31-29 2OT
	South Dakota State	F	L	3-23
2022	Southeast Missouri	1st	W	34-24
	at North Dakota State	2nd	L	26-49
2021	Eastern Washington	2nd	W	57-41
	at James Madison	QF	L	6-28
2019	Southeastern Louisiana	2nd	W	73-28
	at Weber State	QF	L	10-17
2015	South Dakota State	1st	W	24-17
	at North Dakota State	2nd	L	6-37
2014	San Diego	1st	W	52-14
	at Eastern Washington	2nd	L	20-37
2013	Costal Carolina	2nd	L	35-42
2011	Central Arkansas #	2nd	W	41-14
	Northern Iowa #	QF	W	48-10
	at Sam Houston State #	SF	L	28-31
2009	South Dakota State	1st	W	61-48
	Stephen F. Austin	QF	W	51-0
	Appalachian State	SF	W	24-17
	vs. Villanova	Final	L	21-23
2008	Texas State	1st	W	31-13
	Weber State	QF	W	24-12
	at James Madison	SF	W	35-27
	vs Richmond	Final	L	7-24
2007	Wofford	1st	L	22-23
2006	McNeese State	1st	W	31-6
	Southern Illinois	QF	W	20-3
	Umass	SF	L	17-19
2005	Cal Poly	1st	L	21-35
2004	Northwestern State	1st	W	57-7
	New Hampshire	QF	W	47-17
	Sam Houston State	SF	W	34-13
	vs James Madison	Final	L	21-31
2003	Western Illinois	1st	L	40-43 2OT
2002	Northwestern State	1st	W	45-14
	at McNeese State	QF	L	20-24
2001	Northwestern State	1st	W	28-19
	Sam Houston State	QF	W	49-24
	Northern Iowa	SF	W	38-0
	vs Furman	Final	W	13-6

Year	Opponent/Location	Round	W/L	Score
2000	Eastern Illinois	1st	W	45-14
	Richmond	QF	W	37-17
	Appalachian State	SF	W	19-16 OT
	vs Georgia Southern	Final	L	25-27
1999	Youngstown State	1st	L	27-30
1998	at Western Illinois	1st	L	9-52
1997	at McNeese State	1st	L	14-19
1996	Nicholls State	1st	W	48-3
	East Tennessee State	QF	W	44-14
	Troy State	SF	W	70-7
	at Marshall	Final	L	29-49
1995	Eastern Kentucky	1st	W	48-0
	Georgia Southern	QF	W	45-0
	Stephen F. Austin	SF	W	70-14
	at Marshall	Final	W	22-20
1994	Northern Iowa	1st	W	23-20
	McNeese State	QF	W	30-28
	at Youngstown State	SF	L	9-28
1993	Delaware	1st	L	48-49
1989	Jackson State	1st	W	48-7
	Eastern Illinois	QF	W	25-19
	at Georgia Southern	SF	L	14-45
1988	at Idaho	1st	L	19-38
1982	at Idaho	1st	L	7-21

### FCS/1-AA Playoffs

**27 Playoff Appearances\*\* - 38-25 Overall**  
63 Games: 35-7 Home, 2-13 Road, 1-5 Neutral  
(#Games/Appearance vacated due to NCAA infractions)  
\*\* FCS Record

### COLLEGE DIVISION (0-2, NEUTRAL)

Year	Opponent/Location	W/L	Score
1969	North Dakota State^	L	3-30
1970	North Dakota State^	L	16-31

^Camilia Bowl (College Division National Championship Game) played at Sacramento, Calif.

\* indicates conference game



# BIG SKY CHAMPIONSHIP HISTORY


**19 Big Sky Championships - 13 Big Sky Runner-up seasons**

**Montana has won the Big Sky or come in second in 32 of the league's 61 seasons.**

Year	Big Sky Champion(s)	Runner(s)up
1963	Idaho State (3-1)	Montana State (2-1)
1964	Montana State (3-0)	Idaho State (2-1)
1965	Weber State, Idaho (3-1)	<b>Montana (2-2)</b>
1966	Montana State (4-0)	Idaho (3-1)
1967	Montana State (4-0)	<b>Montana, Weber State, Idaho (2-2)</b>
1968	Weber State, Idaho, Montana State (3-1)	
1969	<b>MONTANA (4-0)</b>	Weber State (3-1)
1970	<b>MONTANA (6-0)</b>	Idaho State (4-2)
1971	Idaho (4-1)	Boise State (4-2)
1972	Montana State (5-1)	Idaho State (4-1)
1973	Boise State (6-0)	Montana State (5-1)
1974	Boise State (6-0)	Montana State (5-1)
1975	Boise State (5-0-1)	Idaho State, Montana State (4-2)
1976	Montana State (6-0)	Idaho (5-1)
1977	Boise State (6-0)	Northern Arizona (5-1)
1978	Northern Arizona	<b>Montana, Montana State (4-2)</b>
1979	Montana State (6-1)	Nevada (5-2)
1980	Boise State (6-1)	Idaho (4-3)
1981	Idaho State, Boise State (6-1)	<b>Montana (5-2)</b>
1982	<b>MONTANA, Idaho, Montana State (5-2)</b>	
1983	Nevada (6-1)	Idaho State (5-2)
1984	Montana State (6-1)	Nevada (5-2)
1985	Idaho (6-1)	Nevada (6-1)
1986	Nevada (7-0)	NAU, Idaho (5-2)
1987	Idaho (7-1)	Weber State (7-1)
1988	Idaho (7-1)	<b>Montana (6-2)</b>
1989	Idaho (8-0)	<b>Montana (7-1)</b>
1990	Nevada (7-1)	Idaho, Boise State (6-2)
1991	Nevada (8-0)	<b>Montana (6-2)</b>
1992	Idaho (6-1)	Eastern Washington (6-1)
1993	<b>MONTANA (7-0)</b>	Idaho, Eastern Washington (5-2)
1994	Boise State (6-1)	<b>Montana, Idaho (5-2)</b>
1995	<b>MONTANA (6-1)</b>	Boise State, Idaho, NAU, WSU (4-3)
1996	<b>MONTANA (8-0)</b>	Northern Arizona (7-1)
1997	Eastern Washington (7-1)	<b>Montana (6-2)</b>
1998	<b>MONTANA (6-2)</b>	Cal St. Northridge, Montana St. (5-3)
1999	<b>MONTANA (7-1)</b>	PSU, NAU, EWU (6-2)
2000	<b>MONTANA (8-0)</b>	Portland St., Sac St., Weber St. (5-3)
2001	<b>MONTANA (7-0)</b>	Northern Arizona, Portland St. (5-2)
2002	<b>MONTANA, Idaho State, Montana State (5-2)</b>	
2003	<b>MONTANA, Montana State, Northern Arizona (5-2)</b>	
2004	<b>MONTANA, Eastern Washington (6-1)</b>	MSU, PSU (4-3)
2005	<b>MONTANA, EWU, Montana State (5-2)</b>	PSU, WSU (4-3)
2006	<b>MONTANA (8-0)</b>	Montana State, Portland State (6-2)
2007	<b>MONTANA (8-0)</b>	Eastern Washington (6-2)
2008	<b>MONTANA, Weber State (7-1)</b>	EWU, Montana State (5-3)
2009	<b>MONTANA (8-0)</b>	Eastern Washington, Weber State (6-2)
2010	EWU, MSU (7-1)	<b>Montana, Sac State, WSU (5-3)</b>
2011	Montana State (7-1)	PSU, EWU, WSU (5-3)
2012	Eastern Wash., Montana St., Cal Poly (7-1)	NAU (6-2)
2013	Eastern Wash. (8-0)	Northern Arizona (7-1)
2014	Eastern Wash. (7-1)	Idaho St., <b>Montana, MSU (6-2)</b>
2015	Southern Utah (7-1)	<b>Montana, Portland State (6-2)</b>
2016	North Dakota, Eastern Wash. (8-0)	Weber State (6-2)
2017	Weber State, Southern Utah (7-1)	EWU, SAC, NAU (6-2)
2018	Eastern Wash., UC Davis, Weber St. (7-1)	MSU, ISU (5-3)
2019	Weber St., Sac. St. (7-1)	<b>Montana, MSU, EWU (6-2)</b>
2020-21	Weber St.* (5-0)	EWU (5-1)
2021	Sacramento St. (8-0)	Montana St. (7-1)
2022	Sacramento St., Montana St. (8-0)	WSU, Idaho (6-2)
2023	<b>MONTANA (7-1)</b>	Idaho, MSU (6-2)

## WINNINGEST FCS TEAMS OF THE 21ST CENTURY

- FCS Most Wins (2000-19)**
- 1. MONTANA, 198**
  2. North Dakota State, 170
  3. James Madison, 170
  4. Northern Iowa, 166
  5. Eastern Washington, 164
  6. Dayton, 162
  7. San Diego, 160
  8. Sam Houston State, 158
  9. Jacksonville State, 156
  - T-10. Grambling State, McNeese and New Hampshire, 155
  13. Wofford, 154
  14. Bethune-Cookman, 151
  15. Harvard, 150
  16. Villanova, 148
  17. Colgate, 146
  18. Lehigh, 145
  - T-19. Delaware, Duquesne and South Carolina State, 142
  22. Richmond, 139
  23. Montana State, 138
  - T-24. Drake and Furman, 137



## BIG SKY COUNTRY



**A founding member of the Big Sky Conference, Montana was one of six institutions to join the league in 1963 along with Idaho, Idaho State, Montana State, Weber State, and Gonzaga (for all sports except football).**



# 2024 OPPONENTS



**MISSOURI STATE**  
FIRST MEETING

## THE GRIZ WHEN....

Leading after 1st Quarter: .....	0-0
Trailing after 1st Quarter: .....	0-0
Tied after 1st Quarter: .....	0-0
Leading at Halftime: .....	0-0
Trailing at Halftime: .....	0-0
Tied at Halftime: .....	0-0
Leading after 3rd Quarter: .....	0-0
Trailing after 3rd Quarter: .....	0-0
Tied after 3rd Quarter: .....	0-0
Playing Overtime: .....	0-0
Scoring First: .....	0-0
Opponents Score First: .....	0-0
Outrushing Opponents: .....	0-0
Outrushed By Opponents: .....	0-0
Outpassing Opponents: .....	0-0
Outpassed By Opponents: .....	0-0
More Total Yards Than Opponents: .....	0-0
Fewer Total Yards Than Opponents: .....	0-0
Winning the Turnover Battle: .....	0-0
Losing the Turnover Battle: .....	0-0
Even in Turnovers: .....	0-0
More Penalties than Opponents: .....	0-0
Fewer Penalties than Opponents: .....	0-0
Same Penalties as Opponents: .....	0-0
Largest halftime lead .....	0
Largest halftime deficit .....	0
Score 20 or more points .....	0-0
Hold opponent to 20 points or less .....	0-0
Games decided by 3 points or less .....	0-0
Games decided by 10 points or less .....	0-0
Games decided by 11-20 points .....	0-0
Games decided by 21 points or more .....	0-0
Score a TD in first 2 drives .....	0-0
No TD in first 2 drives .....	0-0
Temperature in the 90s .....	0-0
Temperature in the 80s .....	0-0
Temperature in the 70's .....	0-1
Temperature in the 60's .....	0-0
Temperature in the 50's .....	0-0
Temperature below 50 degrees .....	0-0
Coldest game time temperature .....	
Warmest game time temperature .....	
UM wins coin toss.....	0-0
UM loses coin toss .....	0-0
Playing in Sept.....	0-0
Playing in Oct .....	0-0
Playing in Nov.....	0-0
Playing in Dec.....	0-0



# 2024 MONTANA ALL-TIME VS. OPPONENT

Opponent.....	W .....	L .....	T .....
Abilene Christian .....	1 .....	0 .....	0 .....
Albany .....	2 .....	0 .....	0 .....
Appalachian State .....	3 .....	1 .....	0 .....
Arizona .....	1 .....	4 .....	0 .....
Army .....	0 .....	1 .....	0 .....
Boise State .....	9 .....	16 .....	0 .....
Brigham Young .....	5 .....	11 .....	0 .....
British Columbia .....	2 .....	0 .....	0 .....
Butler .....	1 .....	0 .....	0 .....
California .....	0 .....	5 .....	0 .....
Cal Fullerton .....	1 .....	1 .....	0 .....
<b>Cal Poly .....</b>	<b>18 .....</b>	<b>5 .....</b>	<b>0 .....</b>
Cal-State Chico .....	1 .....	0 .....	0 .....
Cal-State Northridge.....	4 .....	1 .....	0 .....
Carroll College.....	7 .....	0 .....	0 .....
Carson-Newman.....	1 .....	0 .....	0 .....
Central Arkansas .....	0* .....	0 .....	0 .....
Central Washington .....	3 .....	0 .....	0 .....
Coastal Carolina .....	0 .....	1 .....	0 .....
Colorado State.....	6 .....	10 .....	0 .....
Delaware .....	1 .....	1 .....	0 .....
DePaul.....	1 .....	0 .....	0 .....
Drake .....	1 .....	0 .....	0 .....
East Tennessee State.....	1 .....	0 .....	0 .....
Eastern Illinois .....	1 .....	0 .....	0 .....
Eastern Kentucky .....	1 .....	0 .....	0 .....
Eastern New Mexico.....	3 .....	0 .....	0 .....
<b>Eastern Washington .....</b>	<b>30 .....</b>	<b>18 .....</b>	<b>1 .....</b>
Ferris State .....	1 .....	0 .....	0 .....
Fort Lewis .....	2 .....	0 .....	0 .....
Fresno State .....	0 .....	1 .....	0 .....
Furman .....	2 .....	0 .....	0 .....
Georgia Southern .....	1 .....	2 .....	0 .....
Gonzaga .....	11 .....	9 .....	4 .....
Hawaii.....	1 .....	4 .....	0 .....
Hofstra .....	3 .....	1 .....	0 .....
Houston .....	0 .....	1 .....	0 .....
Humboldt State.....	1 .....	0 .....	0 .....
Idaho.....	31 .....	56 .....	2 .....
Idaho State .....	48 .....	13 .....	0 .....
Indiana State .....	1 .....	0 .....	0 .....
Iowa .....	0 .....	2 .....	0 .....
Jackson State .....	1 .....	0 .....	0 .....
Jacksonville State.....	1 .....	0 .....	0 .....
James Madison .....	1 .....	2 .....	0 .....
Kansas State .....	0 .....	1 .....	0 .....
Liberty .....	1 .....	1 .....	0 .....
Long Beach State .....	0 .....	1 .....	0 .....
Louisiana Tech.....	0 .....	1 .....	0 .....
Maine.....	2 .....	0 .....	0 .....
Marshall.....	1 .....	1 .....	0 .....
McNeese State .....	3 .....	3 .....	0 .....
Minnesota .....	0 .....	1 .....	0 .....
Minnesota-Duluth .....	1 .....	0 .....	0 .....
Mississippi Valley State ...	1 .....	0 .....	0 .....
<b>Missouri State.....</b>	<b>First Meeting</b>		

Opponent.....	W .....	L .....	T .....
Monmouth.....	1 .....	0 .....	0 .....
<b>Montana State .....</b>	<b>74* .....</b>	<b>42 .....</b>	<b>5 .....</b>
Montana Tech .....	12 .....	4 .....	2 .....
<b>Morehead State.....</b>	<b>First Meeting</b>		
Nevada .....	4 .....	10 .....	0 .....
New Hampshire .....	1 .....	0 .....	0 .....
New Mexico .....	4 .....	10 .....	0 .....
Nicholls State.....	1 .....	0 .....	0 .....
North Alabama.....	1 .....	0 .....	0 .....
<b>North Dakota .....</b>	<b>15 .....</b>	<b>9 .....</b>	<b>1 .....</b>
North Dakota State .....	5 .....	6 .....	0 .....
North Texas .....	1 .....	0 .....	0 .....
<b>Northern Arizona .....</b>	<b>37 .....</b>	<b>15 .....</b>	<b>0 .....</b>
<b>Northern Colorado.....</b>	<b>16 .....</b>	<b>2 .....</b>	<b>0 .....</b>
Northern Illinois.....	1 .....	0 .....	0 .....
Northern Iowa.....	6* .....	0 .....	0 .....
Northwestern State.....	4 .....	0 .....	0 .....
Oklahoma City .....	1 .....	0 .....	0 .....
Oklahoma Panhandle St. ..	1 .....	0 .....	0 .....
Oregon.....	0 .....	8 .....	1 .....
Oregon State .....	2 .....	12 .....	2 .....
Pacific University .....	1 .....	1 .....	0 .....
Pacific.....	2 .....	5 .....	0 .....
Pocatello Marines .....	1 .....	0 .....	0 .....
Portland .....	2 .....	0 .....	1 .....
<b>Portland State .....</b>	<b>34 .....</b>	<b>13 .....</b>	<b>0 .....</b>
Puget Sound.....	3 .....	1 .....	0 .....
Rice .....	0 .....	1 .....	0 .....
Richmond .....	1 .....	1 .....	0 .....
Sacramento State .....	21 .....	4 .....	0 .....
Sam Houston State .....	3 .....	1* .....	0 .....
Saint Francis.....	1 .....	0 .....	0 .....
Saint Mary's.....	2 .....	0 .....	0 .....
San Diego.....	1 .....	1 .....	0 .....
San Diego Marines.....	0 .....	2 .....	0 .....
San Francisco.....	2 .....	1 .....	1 .....
San Jose State .....	0 .....	3 .....	0 .....
Savannah State.....	1 .....	0 .....	0 .....
Simon Fraser .....	3 .....	2 .....	0 .....
Sonoma State.....	1 .....	0 .....	0 .....
South Dakota.....	14 .....	6 .....	0 .....
South Dakota State .....	8 .....	1 .....	0 .....
Southeastern Louisiana...	1 .....	0 .....	0 .....
Southern California.....	0 .....	5 .....	0 .....
Southern Illinois.....	1 .....	0 .....	0 .....
Southern Utah .....	8 .....	2 .....	0 .....
Stanford .....	0 .....	4 .....	0 .....
Stephen F. Austin.....	4 .....	0 .....	0 .....
Syracuse.....	0 .....	0 .....	1 .....
Tennessee .....	0 .....	1 .....	0 .....
Texas State.....	1 .....	0 .....	0 .....
Texas Tech.....	1 .....	3 .....	0 .....
Thomas More .....	1 .....	0 .....	0 .....
Troy State .....	1 .....	0 .....	0 .....
Tulsa.....	0 .....	1 .....	0 .....
<b>UC Davis.....</b>	<b>9 .....</b>	<b>1 .....</b>	<b>0 .....</b>

Opponent.....	W .....	L .....	T .....
UCLA .....	0 .....	6 .....	0 .....
UNLV .....	1 .....	4 .....	0 .....
Utah .....	0 .....	11 .....	0 .....
Utah State.....	8 .....	26 .....	0 .....
Utah Tech/Dixie St. ....	2 .....	0 .....	0 .....
Valparaiso.....	1 .....	0 .....	0 .....
Villanova .....	0 .....	1 .....	0 .....
Washington.....	2 .....	17 .....	1 .....
Washington State .....	2 .....	32 .....	0 .....
<b>Weber State.....</b>	<b>40 .....</b>	<b>16 .....</b>	<b>0 .....</b>
<b>Western Carolina . First Meeting</b>			
Western Illinois .....	2 .....	3 .....	0 .....
Western Oregon .....	0* .....	0 .....	0 .....
Western State.....	1 .....	0 .....	0 .....
Western Washington .....	1 .....	0 .....	0 .....
Whitman .....	5 .....	5 .....	1 .....
Willamette.....	0 .....	1 .....	0 .....
Wofford .....	0 .....	1 .....	0 .....
Wyoming.....	0 .....	14 .....	0 .....
Youngstown State.....	0 .....	2 .....	0 .....

\*Indicates additional game played in 2011, but W/L vacated due to NCAA infraction

2024 opponents in **bold**





# 2023 NCAA RANKING SUMMARY

## NCAA Statistics

### Montana - 2023-24 Football Ranking Summary thru games 01/07/2024

Statistic	National Rank	Conference Rank	Value	National Leader	Value	Conference Leader	Value
3rd Down Conversion Pct (122 ranked)	38	6	0.416	South Dakota St.	0.535	Portland St.	0.482
3rd Down Conversion Pct Defense (122 ranked)	3	1	0.292	Merrimack	0.228	Montana	0.292
4th Down Conversion Pct (121 ranked)	70	8	0.480	South Dakota St.	0.818	Eastern Wash.	0.655
4th Down Conversion Pct Defense (121 ranked)	20	1	0.415	Ark.-Pine Bluff	0.077	Montana	0.415
Blocked Kicks (70 ranked)	70	5	1	New Hampshire	11	Montana St.	5
Blocked Kicks Allowed (122 ranked)	97	10	4	19 teams tied	0	Idaho St. Portland St. Sacramento St.	0 0 0
Blocked Punts (18 ranked)	18	2	1	ETSU New Hampshire Yale	5 5 5	Montana St.	4
Blocked Punts Allowed (122 ranked)	55	8	1	54 teams tied	0	7 teams tied	0
Completion Percentage (122 ranked)	50	7	0.602	Samford	0.717	Northern Ariz.	0.687
Defensive TDs (54 ranked)	12	2	3	Mercer Richmond San Diego	5 5 5	Eastern Wash.	4
Fewest Penalties (122 ranked)	116	12	96	Northwestern St.	27	Eastern Wash. UC Davis	50 50
Fewest Penalties Per Game (122 ranked)	74	10	6.40	Harvard	3.40	Eastern Wash. UC Davis	4.55 4.55
Fewest Penalty Yards (122 ranked)	121	12	926	Northwestern St.	245	UC Davis	414
Fewest Penalty Yards Per Game (122 ranked)	100	10	61.73	Harvard	29.40	UC Davis	37.64
First Downs Defense (122 ranked)	116	10	259	Northwestern St.	110	UC Davis	188
First Downs Offense (122 ranked)	3	1	297	South Dakota St.	328	Montana Sacramento St.	297 297
Fumbles Lost (122 ranked)	42	7	6	Harvard	1	Montana St.	3
Fumbles Recovered (122 ranked)	46	3	7	Alabama A&M Drake	15 15	UC Davis Weber St.	8 8
Kickoff Return Defense (122 ranked)	74	5	20.04	Columbia	12.87	Northern Colo.	16.00
Kickoff Returns (122 ranked)	14	4	23.08	North Dakota	27.83	Weber St.	26.13
Net Punting (122 ranked)	22	8	38.60	Montana St.	43.65	Montana St.	43.65
Passes Had Intercepted (122 ranked)	50	4	9	Fordham	1	Montana St.	4
Passes Intercepted (119 ranked)	4	1	17	North Dakota St.	21	Montana	17
Passing Offense (122 ranked)	68	8	197.8	Idaho St.	330.1	Idaho St.	330.1
Passing Yards Allowed (122 ranked)	57	3	206.2	Sacred Heart	132.8	Idaho	182.2
Passing Yards per Completion (122 ranked)	48	4	12.01	Villanova	17.09	Montana St.	15.51
Punt Return Defense (122 ranked)	13	1	3.83	Samford	0.40	Montana	3.83
Punt Returns (122 ranked)	14	3	14.87	Austin Peay	21.27	Idaho	18.44
Red Zone Defense (122 ranked)	31	2	0.763	South Dakota St.	0.588	Weber St.	0.743
Red Zone Offense (122 ranked)	56	9	0.815	South Dakota St.	0.965	Idaho	0.926
Rushing Defense (122 ranked)	15	1	108.5	UAlbany	87.6	Montana	108.5
Rushing Offense (122 ranked)	24	4	176.8	Davidson	308.7	Montana St.	291.0
Sacks Allowed (122 ranked)	100	11	2.73	Dartmouth	0.50	UC Davis	0.82
Scoring Defense (122 ranked)	5	1	17.2	South Dakota St.	9.3	Montana	17.2
Scoring Offense (122 ranked)	28	6	30.3	Davidson	40.0	Montana St.	39.9
Tackles for Loss Allowed (122 ranked)	109	12	7.27	South Dakota St.	2.73	Montana St.	3.75
Team Passing Efficiency (122 ranked)	53	7	131.13	South Dakota St.	174.26	Montana St.	159.18
Team Passing Efficiency Defense (122 ranked)	5	1	111.39	Florida A&M	102.48	Montana	111.39
Team Sacks (122 ranked)	35	3	2.33	Montana St.	3.42	Montana St.	3.42
Team Tackles for Loss (121 ranked)	46	4	5.9	Gardner-Webb	8.1	Montana St.	6.8
Time of Possession (122 ranked)	25	4	31:20	Youngstown St.	35:06	Idaho	33:48
Total Defense (122 ranked)	18	2	314.7	South Dakota St.	257.2	Idaho	306.8
Total Offense (122 ranked)	44	9	374.6	Western Caro.	504.1	Montana St.	472.0
Turnover Margin (122 ranked)	18	1	0.60	Eastern Ill.	1.36	Montana	0.60
Turnovers Gained (121 ranked)	10	1	24	South Dakota St.	29	Montana	24
Turnovers Lost (122 ranked)	44	6	15	Kennesaw St.	5	Montana St.	7
Winning Percentage (117 ranked)	3	1	0.867	South Dakota St.	1.000	Montana	0.867



# 2023 NCAA RANKING SUMMARY

Statistic	Player	National Rank	Conference Rank	Value	National Leader	Value	Conference Leader	Value
All Purpose (200 ranked)	Junior Bergen Eli Gillman	28 128	3 12	112.00 76.13	Dylan Laube, New Hampshire	209.50	Chedon James, Idaho St.	117.82
Blocked Kicks (9 ranked)					Randall Harris, New Hampshire	5	Julius Davis, Montana St. Jahkari Larmond, Idaho	2 2
Combined Kick Returns (200 ranked)	Junior Bergen Garrett Graves	2 189	1 20	863 109	Devron Harper, Mercer	874	Junior Bergen, Montana	863
Completion Percentage (99 ranked)	Clifton McDowell	62	8	0.584	Kyle Wickersham, Richmond	0.726	Kekoa Visperas, Eastern Wash.	0.660
Completions Per Game (148 ranked)	Clifton McDowell Junior Bergen Sawyer Racanelli	88 141 141	9 17 17	10.67 0.13 0.13	Michael Hiers, Samford	28.73	Kekoa Visperas, Eastern Wash.	25.00
Field Goal Percentage (80 ranked)	Grant Glasgow	67	7	0.571	Will Leyland, South Dakota	1.000	Ricardo Chavez, Idaho	0.792
Field Goals Per Game (127 ranked)	Grant Glasgow	83	9	0.62	Matthew Cook, UNI Patrick Nations, Eastern Ky.	1.73 1.73	Ricardo Chavez, Idaho	1.58
Forced Fumbles (28 ranked)					Cadillac Rhone, Northwestern St.	0.50	Jack Kelly, Weber St.	0.36
Fumbles Recovered (21 ranked)					Sam Buerkle, Fordham Wyatt Pedigo, North Dakota	4 4	Jaren Banks, Eastern Wash. Dillon Juniel, Sacramento St. Jack Kelly, Weber St.	2 2 2
Interceptions Per Game (116 ranked)	Trevin Gradney Corbin Walker	10 116	2 11	0.4 0.2	Cole Wisniewski, North Dakota St.	0.6	Alex McLaughlin, Northern Ariz.	0.4
Kickoff Return TDs (4 ranked)	Junior Bergen	4	1	1	Taymon Cooke, N.C. A&T Donovan Wadley, Merrimack	3 3	Junior Bergen, Montana Christian Grubb, Portland St. Abraham Williams, Weber St.	1 1 1
Kickoff Returns (85 ranked)					Donovan Wadley, Merrimack	37.9	Abraham Williams, Weber St.	29.7
Passes Defended (30 ranked)					Russell Dandy, Eastern Ill.	1.7	Donovan Saunders, Cal Poly	1.4
Passing Efficiency (99 ranked)	Clifton McDowell	49	6	133.2	Mark Gronowski, South Dakota St.	179.7	Gevani McCoy, Idaho	143.2
Passing TDs (136 ranked)	Clifton McDowell	61	7	13	Reese Poffenbarger, UAlbany	36	Kekoa Visperas, Eastern Wash.	19
Passing Yards (150 ranked)	Clifton McDowell Junior Bergen Sawyer Racanelli	56 129 134	7 16 19	2,026 50 39	Reese Poffenbarger, UAlbany	3,603	Gevani McCoy, Idaho	2,910
Passing Yards Per Game (150 ranked)	Clifton McDowell Junior Bergen Sawyer Racanelli	87 134 141	9 19 20	135.1 3.3 2.6	Max Brosmer, New Hampshire	313.5	Kekoa Visperas, Eastern Wash.	275.4
Passing Yards per Completion (99 ranked)	Clifton McDowell	32	2	12.66	Darius Perrantes, Duquesne	17.74	Gevani McCoy, Idaho	12.71
Points Responsible For (200 ranked)	Clifton McDowell Eli Gillman	30 139	3 18	134 72	Reese Poffenbarger, UAlbany	246	Dante Chachere, Portland St.	158
Points Responsible For Per Game (150 ranked)	Clifton McDowell	70	8	8.9	Davius Richard, N.C. Central	21.3	Dante Chachere, Portland St.	14.4
Punt Return TDs (7 ranked)	Junior Bergen	1	1	3	Junior Bergen, Montana	3	Junior Bergen, Montana	3
Punt Returns (35 ranked)	Junior Bergen	6	2	15.3	Kam Thomas, Austin Peay	22.2	Jermaine Jackson, Idaho	18.4
Punting (87 ranked)	Travis Benham	41	7	40.5	Aidan Laros, UT Martin	47.3	Jack Burgess, Weber St.	47.2
Receiving TDs (116 ranked)	Junior Bergen Aaron Fontes Keelan White	66 66 116	5 5 12	5 5 4	Jalen Coker, Holy Cross	15	Hayden Hatten, Idaho	9
Receiving Yards (149 ranked)	Keelan White Junior Bergen Aaron Fontes	39 43 84	5 6 11	786 777 617	Dymere Miller, Monmouth	1,293	Hayden Hatten, Idaho	1,231
Receiving Yards Per Game (198 ranked)	Keelan White Junior Bergen Aaron Fontes	95 99 151	9 10 18	52.4 51.8 44.1	Dymere Miller, Monmouth	117.5	Chedon James, Idaho St.	95.0
Receptions Per Game (196 ranked)	Junior Bergen Keelan White Aaron Fontes	102 127 144	14 17 18	3.9 3.6 3.4	Chedon James, Idaho St.	9.3	Chedon James, Idaho St.	9.3
Rush Yards Per Carry (126 ranked)	Eli Gillman Clifton McDowell	55 89	5 7	4.99 4.46	Jawarn Howell, South Carolina St.	7.93	Jobi Malary, Portland St.	6.56
Rushing TDs (123 ranked)	Eli Gillman Clifton McDowell Nick Ostmo	18 40 51	4 7 8	12 9 8	Isaiah Davis, South Dakota St. Jordan Fuller, Holy Cross Davius Richard, N.C. Central	18 18 18	Anthony Woods, Idaho	16
Rushing Yards (200 ranked)	Eli Gillman Clifton McDowell Nick Ostmo	22 47 85	3 4 10	968 753 655	Isaiah Davis, South Dakota St.	1,578	Anthony Woods, Idaho	1,155
Rushing Yards Per Game (200 ranked)	Eli Gillman Clifton McDowell Nick Ostmo	59 118 142	6 12 17	64.5 50.2 43.7	Jaden Shirden, Monmouth	134.4	Anthony Woods, Idaho	96.2
Sacks (182 ranked)	Riley Wilson	33	6	0.65	Terrell Allen, Tennessee St.	1.32	Jack Kelly, Weber St.	0.95
Scoring (199 ranked)	Eli Gillman	136	13	4.8	Jordan Fuller, Holy Cross	11.4	Anthony Woods, Idaho	8.5
Solo Tackles (22 ranked)					Micah Davey, McNeese	8.2	Winston Reid, Weber St.	6.2
Tackles For Loss (58 ranked)	Riley Wilson	34	3	1.2	Terrell Allen, Tennessee St.	2.5	Brayden Wilson, Weber St.	1.5
Total Offense (200 ranked)	Clifton McDowell Eli Gillman	71 167	9 17	185.3 64.5	Max Brosmer, New Hampshire	325.0	Kekoa Visperas, Eastern Wash.	295.7
Total Points Scored (0 ranked)								
Total Tackles (195 ranked)	Braxton Hill	40	2	8.5	Micah Davey, McNeese	15.2	Winston Reid, Weber St.	10.7
Total Touchdowns (116 ranked)	Eli Gillman Junior Bergen Clifton McDowell Nick Ostmo	25 60 60 87	4 8 8 13	12 9 9 8	Isaiah Davis, South Dakota St. Jordan Fuller, Holy Cross	19 19	Anthony Woods, Idaho	17
Yards per Pass Attempt (99 ranked)	Clifton McDowell	43	4	7.39	Connor Watkins, Villanova	9.97	Gevani McCoy, Idaho	8.22
Yards per Reception (200 ranked)	Keelan White Junior Bergen Aaron Fontes	93 132 161	5 10 14	14.56 13.40 12.85	Jaylan Sanchez, Villanova	25.57	Jared Gipson, Sacramento St.	17.29



# LAST TIME IT HAPPENED...

## THE LAST TIME A GRIZZLY...

Rushed for 100+ yards	118, Clifton McDowell vs Furman, 2023
Rushed for 200+ yards	221, Nick Ostmo vs Cal Poly, 2022
Rushed for 4 TDs	4, Jordan Canada at Sac State, 2013
Rushed for 3 TDs	3, Clifton McDowell at Portland State, 2023
Had 2 100-yard rushers	136, Travon Van & 102, Jordan Canada vs. Portland St., 2013
Passed for 300+ yards	306, Lucas Johnson vs. Southeast Missouri, 2022
Passed for 400+ yards	459, Dalton Sneed vs Southeastern Louisiana, 2019
Passed for 500+ yards	505, Drew Miller at Idaho (in Pullman, Wash.), 2000
Passed for 6 TDs	7, Chad Chalich vs. Idaho State, 2016
Passed for 5 TDs	5, Cam Humphrey vs. Western Illinois, 2021
Passed for 4 TDs	4, Lucas Johnson vs Northwestern St., 2022
Threw 3 or more Interceptions in a game	5, Dalton Sneed vs Weber State, 2019
Player had 200+ receiving yards in a game	200, Marc Mariani vs. Cal Poly, 2009
Player had 300+ receiving yards in a game	303, Samori Toure vs Southeastern Louisiana, 2019
Had two 100-yard receivers	104, Samuel Akem & 140, Samori Toure at Portland St., 2019
Had three 100-yard receivers	156, Etu Molden, 149, Jimmy Farris, 127 Tanner Hancock at Idaho (in Pullman, WA), 2000
Caught four (4) TD passes	4, Kennan Curran vs. Idaho State, 2016
Caught three (3) TD passes	3, Samori Toure vs Southeastern Louisiana, 2019
Caught two (2) TD passes	2, Aaron Fontes at UC Davis, 2023
Player Recorded 500 yards of total offense	549, Brian Ah Yat vs. Northern Arizona, 1996
Player Recorded 400 yards of total offense	459, Dalton Sneed vs Southeastern Louisiana, 2019
Player Recorded 250 all-purpose yards	250, Malik Flowers vs Southeast Missouri, 2022
Returned a punt for a Touchdown	47, Junior Bergen vs NDSU, 2023
Returned a kickoff for a TD	99, Junior Bergen vs Furman, 2023
Player returned a punt and kickoff for a TD in a game	KOR: 99, PR: 59, Junior Bergen, vs Furman, 2023
Team returned a punt and kickoff for a TD in a game	KOR: 80, Malik Flowers, PR: 58, Junior Bergen, vs SEMO, 2022
Kicked 4+ field goals in a game	Kevin Macias, vs Montana State, 2021
Kicked 3 field goals in a game	Nico Ramos, vs Montana State, 2023
Kicked a game-winning field goal	35-yards, Daniel Sullivan at North Dakota, 2014
Kicked a field goal of 50 yards or more	50, Kevin Macias vs. Montana State, 2021
Had 2+ INTs. in a game	2, Gavin Robertson vs Washington 2021
Had 3+ Sacks in a game	3, Riley Wilson, vs. Northern Colorado, 2023
Had 4+ TFLs in a game	4, Riley Wilson, vs. Northern Colorado, 2023
Returned a fumble for a TD	56, Jaxon Lee vs Delaware, 2023
Player returned an interception for a TD	Jaxon Lee (48 Yards), Braxton Hill (34 Yards) vs Northern Colorado, 2023
2+ players returned an interception for a TD	Jaxon Lee (48 Yards), Braxton Hill (34 Yards) vs Northern Colorado, 2023
Team returned 2+ interceptions for TDs	Jaxon Lee (48 Yards), Braxton Hill (34 Yards) vs Northern Colorado, 2023
Blocked a punt	Sawyer Racanelli vs Delaware, 2023
Returned a blocked punt for a TD	Tyler Flink vs Northwestern St., 2022
Blocked a field goal	Josh Sandry vs Savannah State, 2017
Returned a blocked FG for a TD	67, Jimmy Wilson at Northern Arizona, 2005
Returned a missed FG for a TD	100 Robby Hauck, vs Portland State, 2022
Player had 2+ forced fumbles in a game	Patrick O'Connell vs Sacramento State, 2021
Blocked a PAT	Jesse Sims vs Northern Arizona, 2017
Forced a safety	TEAM vs Delaware, 2023
Returned a PAT for a score	Connor Strahm at Portland State, 2017

## THE LAST TIME AN OPPONENT...

Rushed for 100+ yards	108, Tommy Mellott, 107, Julius Davis vs Montana State, 2023
Rushed for 200+ yards	206, Kobe Johnson, at North Dakota State, 2022
Had Two 100-yard rushers	108, Tommy Mellott, 107, Julius Davis vs Montana State, 2023
Rushed for 4 TDs	4, Vai Tafuna, Weber State at WSU, 2010
Passed for 400+ yards	530, Eric Barriere, vs Eastern Washington, 2021
Passed for 5 TDs	5, Eric Barriere, vs Eastern Washington, 2021
Passed for 4 TDs	4, Chason Virgil, Southeastern Louisiana at UM, 2019
Threw 3+ interceptions	3, Jake Dunniway, vs. Sacramento State, 2022
Player had 200+ rec. yards in a game	215, Talo Limu-Jones, vs Eastern Washington, 2021
Player had 300+ rec. yards in a game	333, Greg Hardin, North Dakota at UND, 2012
Had 2+ 100-yard receivers	T. Limu-Jones (215) & A. Boston (141) vs Eastern Washington 2021
Caught 3+ TD passes	3, Cooper Kupp, Eastern Washington at EWU, 2016
Recorded 400 yards of total offense	510, Eric Barriere, vs Eastern Washington, 2021
Returned a punt for a touchdown	58, Steve McShane at Western Illinois, 2018
Returned a kickoff for a TD	87, Kahlil Dawson at Portland State, 2017
Returned an interception for a TD	75, Michael Lawson vs Western Illinois, 2021
Returned a fumble for a TD	0, Cole Wisniewski, at North Dakota State, 2022
Player had 2+ interceptions in a game	2, Michael Lawson vs Western Illinois, 2021
Team had 3+ interceptions. in a game	3 vs Western Illinois, 2021
Blocked a Punt	Dustin Reynolds, at Northern Arizona, 2023
Scored a TD on a blocked punt	0 yards - Ja'Kobe Harris, at Weber State, 2019
Had 300+ all-purpose yards	420, Greg Hardin, North Dakota at UND, 2012
Kicked 3+ field goals in a game	3, Cody Williams, vs Portland St, 2018
Blocked a field goal	Kody Hhiseman, North Dakota St, 2023
Blocked a PAT	Anthony Coleman, at North Dakota State, 2022
Forced a safety.	Hogan Hatten, Idaho, 2022
Had fewer than 100 yards of total offense	Northern Colorado, 2023
Had fewer than 20 rushing yards	Northern Colorado, 2023





# WELCOME TO WASHINGTON-GRIZZLY STADIUM



## ***"THE MECCA OF FCS FOOTBALL"***

The nation's eyes converge on "The Mecca of FCS Football" once again in 2024, and Grizzly Athletics welcomes all those new to Missoula.

Washington-Grizzly Stadium sits at the mouth of Hellgate Canyon, and the Clark Fork River runs through it. The stadium is nestled at the bottom of Mount Sentinel, the northernmost point in the Sapphire Range of Montana's Rocky Mountains. Hellgate Canyon separates Mount Sentinel (with the "M") and Mount Jumbo (with the "L"), the southernmost point of the greater Rattlesnake Wilderness Area in the Garnet Mountain Range.

UM set a new school and conference record in 2023 for combined attendance with 225,623 fans crossing the turnstiles to average 25,069 fans across nine home games – both marks that were tops in the FCS and more than a third of the FBS.

Montana sold-out all six of its regular season games last year and sold out the semifinal game against NDSU – the first playoff sellout in program history. The Griz also packed more than 27,000 into WGS for the first time ever in 2023 with 27,178 in attendance to see the Griz beat Montana State 37-7 in the Brawl of the Wild game. All told, four of the five highest attended games ever in Missoula were set in 2023.

Montana set two new single-game attendance records and packed the house with four of the top-25 highest attended games ever in Washington-Grizzly Stadium in 2023. The first record was set in September when the Griz hosted D-II Ferris State in a nonconference showdown in front of 26,978 fans. The second record was set in the annual "Brawl of the Wild" against Montana State in front of 27,178 fans, the first time 27k+ had been admitted.

The Griz also posted the fourth-highest attended game ever on Homecoming in 2023, with 26,678 fans and alums in attendance to see the Griz beat Idaho State. In November Montana faced Sacramento State in a top-10 showdown in front of 25,888 fans, No. 24 on the all-time highest attended games list.

That average ticket number of 25,069 makes Washington-Grizzly Stadium the eighth-largest city in Montana on a Saturday afternoon, closely behind Kalispell's population of 28,450.

It's also more average fans this season than Vanderbilt, James Madison, Duke, Air Force, Tulane, San Diego State, UConn, UNLV, Northwestern, Marshall, Wyoming, and SMU, to name a few. In fact, UM would be No. 79 out of 133 FBS teams in average attendance, among the top two-thirds of all programs in the nation.

A recent report noted that Oregon State had sold 15,819 season tickets for the coming season, a 96 percent renewal rate from the year prior for the Beavers.

In 2022 the Idaho Statesman reported that Boise State had sold 17,403 season tickets, and the San Diego Tribune reported SDSU had sold just under 16,000 in its first year at the new Snapdragon Stadium. The Griz are even in the same ballpark as UCLA, now a Big 10 program that sold 23,077 season tickets at the Rose Bowl in 2022, according to the New York Times.

Season ticket holders will get more bang for their buck in 2024, with Montana hosting seven regular season home games for the first time since 2007. New season ticket packages remain on sale, with limited quantities remaining. With demand for postseason games at an all-time high, season tickets are the only way to guarantee access to Montana's next playoff run as well.





# NOTEWORTHY



## 2024

8/31 Montana vs Missouri State  
9/7 Montana @ North Dakota  
9/14 Idaho State @ North Dakota  
9/14 Portland State vs South Dakota

## 2023

Big Sky 1, MVFC 4

9/2 NDSU def. EWU ..... 35-10  
9/9 SDSU def. Montana State ..... 20-16  
9/9 North Dakota def. N. Arizona ..... 37-22  
9/9 Weber St. def. UNI ..... 34-17  
9/16 UNI def. Idaho St. .... 41-17

## 2022

Big Sky 3, MVFC 3

9/10 #2/3 Montana def. South Dakota ..... 24-7  
9/10 South Dakota St. def. UC Davis ..... 24-22  
9/17 #2/3 Montana def. Indiana St. .... 49-14  
9/17 South Dakota def. Cal Poly ..... 38-21  
9/17 Sacramento St def. N. Iowa ..... 37-21  
9/17 North Dakota def. N. Arizona ..... 27-24

## 2021

Big Sky 2, MVFC 4

9/4 N. Dakota def. Idaho St. .... 35-14  
9/11 S. Dakota def. N. Arizona ..... 34-7  
9/11 #4 Montana def. W. Illinois ..... 42-7  
9/11 N. Iowa def. Sac. St. .... 34-16  
9/18 E. Washington def. W. Illinois ..... 62-56  
9/18 S. Dakota def. Cal Poly ..... 48-0

## 2019

Big Sky 4, MVFC 6

8/29 N. Arizona def. Missouri St. .... 37-23  
8/31 #25 Montana def. South Dakota ..... 31-17  
9/7 N. Iowa def. S. Utah ..... 34-14  
9/14 Montana St. def. W. Illinois ..... 23-14  
9/21 N. Iowa def. Idaho St. .... 13-6  
9/21 Illinois St. def. N. Arizona ..... 40-27  
9/21 S. Dakota def. N. Colorado ..... 14-6  
9/21 NDSU def. UC Davis ..... 27-16  
9/21 SDSU def. S. Utah ..... 43-7  
9/28 Weber St. def. N. Iowa ..... 29-17

## 2018

Big Sky 3, MVFC 5

8/30 Montana St. def. W. Illinois ..... 26-23  
9/1 North Dakota St. def. Cal Poly ..... 49-3  
9/1 (#24) Montana def. (#13) UNI ..... 26-23  
9/8 S. Dakota def. No. Colorado ..... 43-28  
9/8 South Dakota St. def. Montana St. .... 45-14  
9/15 Missouri St. def. N. Arizona ..... 40-8  
9/15 Weber St. def. S. Dakota ..... 27-10  
9/15 W. Illinois def. Montana ..... 31-27



# FUTURE SCHEDULES

## 2025

8.30 Open  
9.6 CENTRAL WASH.  
9.13 NORTH DAKOTA  
9.20 INDIANA STATE  
9.27 IDAHO  
10.4 @ Idaho State  
10.11 CAL POLY  
10.18 SACRED HEART  
10.25 @ Sacramento State  
11.1 @ Weber State  
11.8 EASTERN WASH.  
11.15 @ Portland State  
11.22 MONTANA STATE

## 2026

9.5 Open  
9.12 UTAH TECH  
9.19 Open  
9.26 PORTLAND STATE  
10.3 @ UC Davis  
10.10 SACRAMENTO STATE  
10.17 Open  
10.24 @ Idaho  
10.31 IDAHO STATE  
11.7 @ Northern Arizona  
11.14 NORTHERN COLO.  
11.21 @ Montana State

## 2027

9.4 Open  
9.11 Open  
9.18 UTAH TECH  
9.25 @ Cal Poly  
10.2 WEBER STATE  
10.9 @ Northern Colorado  
10.16 @ Portland State  
10.23 Open  
10.30 UC DAVIS  
11.6 NORTHERN ARIZONA  
11.13 @ Eastern Washington  
11.20 MONTANA STATE

## FCS TEAMS WITH 600 OR MORE WINS IN PROGRAM HISTORY

Team	1st Yr	Yrs	Won
Yale	1872	150	936
Harvard	1874	148	901
Penn	1876	146	878
Princeton	1869	153	862
North Dakota St.	1894	127	785
Dartmouth	1881	141	733
Delaware	1889	132	730
Lehigh	1884	140	707
Dayton	1905	115	705
UNI	1895	125	701
Lafayette	1882	142	700
North Dakota	1894	127	681
Colgate	1890	133	674
Holy Cross	1896	128	671
Villanova	1894	126	659
Cornell	1887	135	658
South Dakota St.	1897	125	657
St. Thomas (MN)	1904	117	648
Furman	1889	118	645
Drake	1893	130	642
Montana	1897	124	637
Eastern Ky.	1909	111	631
Brown	1878	137	625
Bucknell	1883	138	614
Central Ark.	1908	112	613
Butler	1887	134	608
William & Mary	1893	129	606
New Hampshire	1893	127	602

\* All win totals calculated at beginning of 2024 season.

\* Includes records as senior college only. Bowl and playoff games are included, and each tie game is computed as half won and half lost. Some records adjusted by the NCAA Committee on Infractions. Tiebreaker rule began with 1996 season.

## NIGHT GAME RECORD

Montana's all-time record in night games at Washington-Grizzly Stadium.

Year	Opponent	Time	Result	Score
2011	Northern Iowa	6PM	W	48-10
2013	Appalachian St.	7PM	W	30-6
2014	South Dakota	7PM	W	28-20
	Montana State	3PM	W	34-7
2015	Cal Poly	7PM	L	20-19
2016	Saint Francis	7PM	W	41-31
	Idaho State	5PM	W	62-44
2017	E. Washington	6PM	L	48-41
2018	Northern Iowa	7PM	W	26-23
2019	North Alabama	7PM	W	61-17
2021	W. Illinois	6PM	W	42-7
	E. Washington	7PM	W	57-41
2022	Cal Poly	6PM	W	57-0
	SEMO	8PM	W	34-24
2023	Ferris St.	6PM	W	17-10
	Sac State	6PM	W	34-7
	Delaware	7PM	W	49-19
	Furman	7PM	W	35-28
			Record:	15-2

## GRIZ VS. TEAMS FROM EAST OF THE MISSISSIPPI RIVER IN WASHINGTON-GRIZZLY STADIUM

1989	Jackson State (MS)*	W
	Eastern Illinois*	W
1990	Thomas More (KY)	W
	McNeese State (LA)*	W
1992	Hofstra (NY)	W
1993	Jacksonville State (AL)	W
	Delaware*	L
1994	Carson-Newman (TN)	W
	McNeese State (LA)*	W
1995	Minnesota-Duluth	W
	Eastern Kentucky*	W
	Georgia Southern*	W
1996	East Tennessee State*	W
	Troy State (AL)*	W
1999	Youngstown State (OH)*	L
2000	Hofstra (NY)	L
	Eastern Illinois*	W
	Richmond (VA)*	W
	Appalachian State (NC)*	W
2002	Albany (NY)	W
2003	Western Illinois*	L
2004	Maine	W
	Hofstra (NY)	W
	New Hampshire*	W
2006	McNeese State (LA)*	W
	Southern Illinois*	W
	Massachusetts*	L
2007	Albany (NY)	W
	Wofford (SC)*	L
2009	Appalachian State (NC)*	W
2012	Liberty (VA)	W
2013	Appalachian State (NC)	W
	Coastal Carolina (NC)*	L
2016	Saint Francis (PA)	W
	Mississippi Valley State	W
2017	Valparaiso (IN)	W
	Savannah State (GA)	W
2019	North Alabama	W
	Monmouth (NJ)	W
	Southeastern Louisiana*	W
2021	Western Illinois	W
2023	Butler (IN)	W
	Ferris State (MI)	W
	Delaware	W
	Furman (SC)	W

Record: 38-7

\* = D1-AA/FCS Playoff Game



# NOTEWORTHY



## THE #37 TRADITION - GRIZZLY LEGACY

Grizzly football jersey #37 began its legacy in 1983. Griz fullback and Plentywood native Kraig Paulson began the tradition of passing #37 on to a younger player who hailed from the state of Montana. Paulson was known for his hard-nosed play and workman mentality. So the tradition began. Number 37 has come to represent the Spirit of Montana... hard work, dedication to the team, and tough play on the gridiron.

### Trevin Gradney

Cornerback – 2024 – Billings

### Levi Janacaro

Linebacker – 2023 – Missoula

### Marcus Welnel

Linebacker – 2022 – Helena

### Jace Lewis

Linebacker – 2021 – Townsend

### Jesse Sims

Defensive End – 2018-19 – Stevensville

### Tucker Schye

Defensive End – 2017 – Malta

### Caleb Kidder

Defensive End – 2015-16 – Helena

### Zack Wagenmann

Defensive End – 2014 – Missoula

### Jordan Tripp

Linebacker – 2012-13 – Missoula

### Ryan Featherston

Defensive End – 2011 – East Helena

### Carson Bender

Defensive Tackle – 2008-10 – Deer Lodge

### Loren Utterback

Linebacker – 2004-07 – Fort Benton

### Ciche Pitcher

Defensive End – 2001-03 – Anaconda

### Andy Petek

Defensive End – 1998-00 – Helena

### Jason Crebo

Linebacker – 1994-97 – Helena

### Todd Ericson

Safety – 1990-93 – Butte

### Tim Hauck

Defensive End – 1987-89 – Big Timber

### Kraig Paulson

Fullback – 1983-86 – Plentywood



## MONTANA NATIVES

Below is a list of players on the 2024 roster who hail from the state of Montana.

(as of 8/27/24)

49 total Montanans, 12 Missoulians

No.	Name	Hometown / High School
2...	Drew Deck	Kalispell / Glacier
4...	Ryan Simpson	Bozeman / Senior
5...	Junior Bergen	Billings / Senior
7...	Kash Goicoechea	Kalispell / Glacier
10...	TJ Rausch	Missoula / Sentinel
11...	Gabe Longin	Great Falls / Great Falls
13...	Ryder Meyer	Fairfield / Fairfield
16...	Kaden Huot	Helena / Helena
16...	Owen Reynolds	Red Lodge / Red Lodge
17...	Kade Boyd	Billings / Central
18...	Chase McGurran	Helena / Helena
18...	Cody Schweikert	Columbia Falls / Columbia Falls
19...	Padraig Lang	Bozeman / Senior
19...	Gage Sliter	Kalispell / Glacier
23...	Beau Dantic	Laurel / Laurel
24...	Cameron Gurnsey	Butte / Butte
25...	Jaxon Lee	Missoula / Sentinel
29...	Tanner Huff	Butte / Butte
30...	Kade Cutler	Phillipsburg / Flint Creek
30...	Tommy Running Rabbit	Browning / Browning
31...	Geno Leonard	Missoula / Sentinel
32...	Tyson Rostad	Hamilton / Hamilton
34...	Talen Reynolds	Missoula / Loyola
35...	Grady Walker	Missoula / Sentinel
37...	Trevin Gradney	Billings / West
38...	Marcus Evans	Helena / Helena
39...	Jace Kluczewich	Missoula / Sentinel
44...	Ryan Tirrell	Missoula / Loyola
47...	Kellen Detrick	Havre / Havre
49...	Isaac Keim	Kalispell / Glacier
51...	Austin Buehler	Helena / Capital
52...	Cy Stevenson	Libby / Libby
53...	Braunson Henriksen	Polson / Polson
58...	Clay Oven	Billings / Central
59...	Hayden Opitz	Helena / Capital
60...	Dillon Botner	Whitefish / Whitefish
68...	Torin Jeske	Bozeman / Senior
74...	Tate Templeton	Missoula / Sentinel
76...	Journey Grimsrud	Huntley / Huntley Project
80...	Brady Lang	Bozeman / Senior
82...	Ian Finch	Missoula / Sentinel
83...	Drew Klumph	Missoula / Sentinel
86...	Joe Weida	Missoula / Sentinel
87...	Jake Olson	Butte / Butte
89...	Danny Sirmon	Missoula / Sentinel
91...	Jaxon Tucker	Billings / West
93...	Sloan McPherson	Savage / Savage
95...	Dylan Smith	Whitehall / Whitehall
96...	Henry Nuce	Kalispell / Glacier

## GRIZ HOME-OPENER HISTORY AT WASHINGTON-GRIZZLY STADIUM

1987.....	Portland St. ....	L, 20-3
1988.....	E. New Mexico .....	W, 35-6
1989.....	E. New Mexico .....	W, 41-15
1990.....	Thomas Moore .....	W, 62-0
1991.....	Humbolt St. ....	W, 38-6
1992.....	Chico St. ....	W, 41-0
1993.....	South Dakota St. ....	W, 52-48
1994.....	Sonoma St. ....	W, 41-7
1995.....	E. New Mexico .....	W, 41-14
1996.....	Cal Poly.....	W, 43-0
1997.....	Stephen F. Austin .....	W, 24-10
1998.....	Southern Utah.....	L, 45-35
1999.....	South Dakota .....	W, 45-13
2000.....	Hofstra .....	L, 10-9
2001.....	Western Washington.....	W, 30-0
2002.....	Albany .....	W, 45-7
2003.....	North Dakota St. ....	L, 25-24
2004.....	Maine .....	W, 27-20
2005.....	Fort Lewis .....	W, 55-0
2006.....	South Dakota St. ....	W, 36-7
2007.....	Southern Utah.....	W, 37-17
2008.....	Southern Utah.....	W, 46-10
2009.....	Western State .....	W, 38-0
2010.....	Western State .....	W, 73-2
2011.....	Cal Poly.....	W, 37-23
2012.....	South Dakota .....	W, 35-24
2013.....	Appalachian St. ....	W, 30-6
2014.....	Central Washington.....	W, 48-14
2015.....	#1 North Dakota St. ....	W, 38-35
2016.....	Saint Francis.....	W, 41-31
2017.....	Valparaiso .....	W, 45-23
2018.....	#13 Northern Iowa .....	W, 26-23
2019.....	North Alabama .....	W, 61-17
2020-21 ...	Central Washington.....	W, 59-3
2021.....	Western Illinois.....	W, 42-7
2022.....	Northwestern State .....	W, 47-0
2023.....	Butler.....	W, 35-20
.....Record: 33-4		

## GRIZ IN THE PROS

(As of 8/28/23)

PLAYERS		
NAME	TEAM	HOMETOWN
Dylan Cook	Pittsburgh	Butte, Mont.
Alex Gubner	Kansas City	West Hills, Calif.
Patrick O'Connell	Seattle	Kalispell, Mont.
Samori Toure	Green Bay	Portland, Ore.
COACHES:		
COACH NAME	TEAM	HOMETOWN
Colt Anderson	Cincinnati	Butte, Mont.
Dave Dickenson	Calgary	Great Falls, Mont.
Craig Dickenson	Calgary	Great Falls, Mont..
Andre Patterson	New York Giants	Camden, Ark.







## RETURNING ALL-BIG SKY HONOREES

### Individual Award Winners

#### Freshman of the Year

Eli Gillman

#### Coach of the Year

Bobby Hauck\*

### First Team Offense

WR: Junior Bergen, Montana

OL: Brandon Casey, Montana

### First Team Defense

DB: Trevin Gradney, Montana

### First Team Special Teams

PR: Junior Bergen, Montana

### Second Team Offense

RB: Eli Gillman, Montana

### Second Team Defense

LB: Riley Wilson, Montana


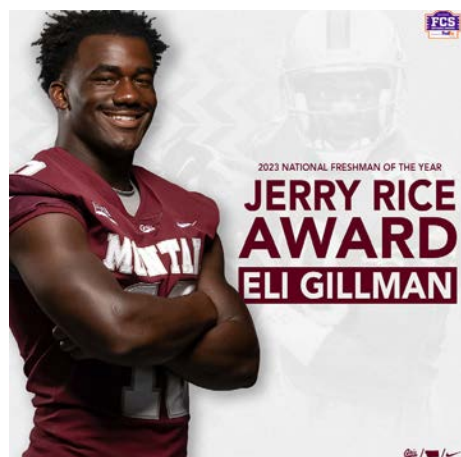
### Honorable Mention (Min. 3 votes)

OL: Journey Grimsrud, Montana

\* - Unanimous Selection



**GOOD OL' GRIZZLIES:** Montana Athletics recently announced a new partnership with SANIL, national leaders in NIL activation, to re-launch Good Ol' Grizzlies, UM's preferred NIL collective. Visit GoodOlGrizzlies.com for more information on how you can support Grizzly student-athletes.





# NOTEWORTHY



## FOUR GRIZZLY GREATS ENTER HALL OF FAME

The University of Montana athletic department proudly announced the 2024 incoming class of the Grizzly Sports Hall of Fame on Monday, as well as this year's recipient of the Grizzly Lifetime Honors Award. Montana football's historic tradition will be celebrated this year with three former Grizzly gridders set to be inducted alongside a Lady Griz basketball great.

All-American safety Colt Anderson of Butte, All-Big Sky receiver and longtime radio analyst Scott Gurnsey of Tumwater, Washington, and All-American offensive lineman Dylan McFarland of Kalispell will represent Griz football, while Lady Griz All-Big Sky guard Kelly (Pilcher) Beattie of Missoula will also be inducted to the Grizzly Sports Hall of Fame at a banquet this fall. UM's longest serving President George Dennison will posthumously receive the Grizzly Lifetime Honors Award for his decades of support for Grizzly Athletics and its student-athletes.

The Hall of Fame induction ceremony will be held in the Adams Center on the University of Montana campus in Missoula on Friday, Oct. 4, with the class of 2024 celebrated on the field during the Grizzlies' football game against Weber State on Oct. 5. Ticket information for the banquet will be announced in the near future.

**COLT ANDERSON - BUTTE, MONT.:** Another star in a long Grizzly tradition of walk-ons turned NFL-caliber athletes, Colt Anderson of Butte, America, was a two-time All-American safety and a three-time letterman at UM from 2006-2008. He was a defensive leader on great Griz teams that went 37-5 during his career, and advanced to the 2008 national championship. He twice earned All-America honors in 2007 and 2008 and was named to six different All-America teams. He was a three-time first team All-Big Sky selection (2006, 2007, 2008), and earned Big Sky Defensive Player of the Week honors once in 2008.

In 2008 Anderson was named the winner of the Steve Carlson Team MVP Award and was a two-time winner of UM's Tony Barbour Award given to the player who best exemplifies Griz football (2006 and 2008). He was also a two-time winner of the Golden Helmet Award for the team's hardest hitter (2007 and 2008).

His career total of 313 tackles remains a top-10 mark in program history, and his 2008 total of 129 tackles was tied for the third-most in program history after that season and remains a top-10 total to this day.

**KELLY (PILCHER) BEATTIE - MISSOULA, MONT.:** Missoula native and Big Sky High School alum Kelly (Pilcher) Beattie helped lead the Lady Griz to a 97-21 overall record and a 44-6 record in the Big Sky during her four-year varsity career, with just two losses inside Dahlberg Arena in that time.

Montana was extraordinarily successful during that run, advancing to the NCAA tourney three times during her career in her freshman, sophomore, and senior seasons. She helped lead the Lady Griz to some of the program's most memorable moments, including an 85-74 win over Wisconsin in 1992 and a 77-67 win over UNLV in 1994 in the first round of the NCAA tournament.

She was a two-time first team All-Big Sky pick and a two-time all-tournament selection as well. She was voted team co-MVP (with Grizzly Sports Hall of Famer Ann (Lake) Rausch) as a senior in 1994 and was named UM's outstanding defensive player in 1993. She also earned Big Sky Player of the Week honors three times in her career.

**SCOTT GURNSEY - TUMWATER, WASH.:** While not a Montana native, you'd be hard pressed to find someone with as much passion for the Montana Grizzlies than Scott Gurnsey. One of the most prolific receivers in program history, Gurnsey was a first-team All-Big Sky pick in 1993 as the conference's top wide-out. He caught 67 passes for 1,079 yards and nine touchdowns in 11 regular-season games that year, which still stands as the eighth-best season of any UM receiver. For his work, he earned UM's Terry Dillon award for outstanding back or receiver that year.

In 1994 he was the co-recipient of the Steve Carlson Team MVP Award alongside Dave Dickenson and Shalon Baker. Known for big plays in big games, in two seasons against Montana State (1993, '94) Gurnsey totaled 363 yards receiving, both still ranked among the top-25 games in UM history. He posted 176 receiving yards against Boise State in 1993, highlighted by a 70-yard touchdown catch – both marks that also rank among the tops in program history.

After graduation he served as UM's radio color analyst and pre/post-game show host for 27 years until his retirement in 2023, helping paint the picture for a generation of fans over the airwaves for some of the greatest moments in program history. His son Cameron Gurnsey is currently a member of the Grizzly football team.

**DYLAN MCFARLAND - KALISPELL, MONT.:** Dylan McFarland helped pave the way for some of Montana's greatest rushers of all-time as a three-year starter at left tackle and helped lead the Griz to the 2001 national championship and four Big Sky Conference championships. He was a two-time All-American in 2002-2003 and was named to six different All-America teams. He was also a two-time first team All-Big Sky selection.

In 2003 he was the winner of the Steve Carlson team MVP award, and to this day remains the only offensive lineman to ever earn the honor. He was also a two-time winner of the Paul Weskamp Award for outstanding offensive lineman in 2002 and 2003, one of only eight to win the award more than once in a career. A team captain as a senior in 2003, he was a four-year letterman on teams that compiled a record of 35-8 in three years as a starter and advanced to two national title games.

McFarland was selected in the 7th round of the 2004 NFL Draft by the Buffalo Bills and remained in the league for two seasons. He also spent time in NFL Europa with the Hamburg Sea Devils.





2023-24 Montana Football  
Results and Comparison  
All games

Page 1/1  
as of Jan 09, 2024

	Date	Opponent		Score	Overall	Conf	Time	Attend
	09/02/2023	Butler	W	35-20	1-0	0-0	3:17	25430
	09/09/2023	at Utah Tech	W	43-13	2-0	0-0	3:16	5766
	09/16/2023	Ferris St.	W	17-10	3-0	0-0	3:21	26978
*	09/23/2023	at Northern Ariz.	L	14-28	3-1	0-1	3:35	6428
*	09/30/2023	Idaho St.	W	28-20	4-1	1-1	3:10	26678
*	10/07/2023	at UC Davis	W	31-23	5-1	2-1	3:20	9576
*	10/14/2023	at Idaho	W	23-21	6-1	3-1	3:21	14588
*	10/28/2023	Northern Colo.	W	40-0	7-1	4-1	3:08	25463
*	11/04/2023	Sacramento St.	W	34-7	8-1	5-1	3:08	25888
*	11/11/2023	at Portland St.	W	34-10	9-1	6-1	3:06	4578
*	11/18/2023	Montana St.	W	37-7	10-1	7-1	3:04	27178
	12/02/2023	Delaware	W	49-19	11-1	7-1	3:40	20580
	12/08/2023	Furman	Wot1	35-28	12-1	7-1	3:43	20884
	12/16/2023	North Dakota St.	Wot2	31-29	13-1	7-1	3:14	26544
	01/07/2024	vs South Dakota St.	L	3-23	13-2	7-1	3:02	19512

Opponent	Score	First Downs				Rushing Number-Yards	Passing		Total Offense Plays-Yards	Return Yards	Turn- Overs
		Total	Rush	Pass	Pen		Comp-Att.-Int	Yards			
Butler	35-20	24 / 15	14 / 2	9 / 11	1 / 2	45-230 / 26-41	17-29-2 / 24-36-1	211 / 263	74-441 / 62-304	94 / 36	2 / 2
Utah Tech	43-13	26 / 17	15 / 5	8 / 10	3 / 2	57-262 / 21-103	13-21-0 / 21-49-3	135 / 258	78-397 / 70-361	47 / 65	1 / 4
Ferris St.	17-10	17 / 18	5 / 9	6 / 6	6 / 3	41-84 / 40-129	9-15-1 / 15-29-1	105 / 156	56-189 / 69-285	54 / 28	1 / 1
Northern Ariz.	14-28	12 / 22	4 / 11	6 / 11	2 / 0	24-18 / 43-136	24-38-1 / 24-31-2	213 / 252	62-231 / 74-388	26 / 73	2 / 2
Idaho St.	28-20	24 / 19	11 / 3	12 / 14	1 / 2	51-174 / 13-45	18-25-0 / 31-47-2	220 / 289	76-394 / 60-334	32 / 18	0 / 2
UC Davis	31-23	15 / 21	4 / 3	11 / 15	0 / 3	39-181 / 25-76	18-32-0 / 31-47-0	243 / 359	71-424 / 72-435	126 / 14	2 / 2
Idaho	23-21	15 / 25	8 / 10	7 / 14	0 / 1	40-158 / 32-58	11-18-0 / 26-37-2	176 / 336	58-334 / 69-394	36 / 7	0 / 3
Northern Colo.	40-0	25 / 7	18 / 2	7 / 2	0 / 3	51-285 / 31-18	16-29-1 / 7-23-2	170 / 76	80-455 / 54-94	120 / 57	1 / 2
Sacramento St.	34-7	21 / 17	14 / 8	7 / 8	0 / 1	50-305 / 30-149	12-22-1 / 15-39-0	242 / 119	72-547 / 69-268	51 / 40	1 / 0
Portland St.	34-10	28 / 11	16 / 5	9 / 6	3 / 0	49-231 / 29-93	19-29-0 / 12-18-0	258 / 162	78-489 / 47-255	31 / 47	0 / 0
Montana St.	37-7	22 / 13	9 / 8	12 / 3	1 / 2	40-202 / 35-213	19-25-0 / 4-16-1	228 / 67	65-430 / 51-280	53 / 21	0 / 1
Delaware	49-19	14 / 23	6 / 4	7 / 14	1 / 5	37-203 / 31-111	10-20-1 / 25-47-1	186 / 236	57-389 / 78-347	158 / 75	1 / 2
Furman	35-28	17 / 15	7 / 3	10 / 7	0 / 5	44-148 / 33-92	17-31-1 / 16-47-1	208 / 188	75-356 / 80-280	206 / 98	1 / 1
North Dakota St.	31-29	20 / 19	10 / 9	9 / 8	1 / 2	39-124 / 40-175	16-30-0 / 9-23-0	160 / 157	69-284 / 63-332	75 / 18	0 / 0
South Dakota St.	3-23	17 / 17	6 / 8	10 / 8	1 / 1	30-47 / 34-188	28-46-1 / 13-21-1	212 / 175	76-259 / 55-363	145 / 70	3 / 2
Totals	454-258	297 / 259	147 / 90	130 / 137	20 / 32	637-2652 / 463-1627	247-410-9 / 273-510-17	2967 / 3093	1047-5619 / 973-4720	1254 / 667	15 / 24



2023-24 Montana Football  
Overall Team Statistics  
All games

Page 1/2  
as of Jan 09, 2024

Team Statistics

	MONT	OPP
<b>Scoring</b>	<b>454</b>	<b>258</b>
Points per game	30.3	17.2
Points Off Turnovers	77	37
<b>First Downs</b>	<b>297</b>	<b>259</b>
Rushing	147	90
Passing	130	137
Penalty	20	32
<b>Rushing Yardage</b>	<b>2652</b>	<b>1627</b>
Yards gained rushing	3162	2032
Yards lost rushing	510	405
Rushing attempts	637	463
Average per rush	4.2	3.5
Average per game	176.8	108.5
TDs Rushing	32	13
<b>Passing Yardage</b>	<b>2967</b>	<b>3093</b>
Comp-Att-Int	247-410-9	273-510-17
Average per pass	7.2	6.1
Average per catch	12.0	11.3
Average per game	197.8	206.2
TDs Passing	18	21
<b>Total offense</b>	<b>5619</b>	<b>4720</b>
Total plays	1047	973
Average per play	5.4	4.9
Average per game	374.6	314.7
<b>Kick returns: #-Yards</b>	<b>25-577</b>	<b>25-501</b>
<b>Punt returns: #-Yards</b>	<b>30-446</b>	<b>12-46</b>
<b>Int returns: #-Yards</b>	<b>17-166</b>	<b>9-103</b>
<b>Kick return average</b>	<b>23.1</b>	<b>20.0</b>
<b>Punt return average</b>	<b>14.9</b>	<b>3.8</b>
<b>Int return average</b>	<b>9.8</b>	<b>11.4</b>
<b>Fumbles-Lost</b>	<b>15-6</b>	<b>15-7</b>
<b>Penalties-Yards</b>	<b>96-926</b>	<b>96-707</b>
Average per game	61.7	47.1
<b>Punts-Yards</b>	<b>67-2672</b>	<b>83-3330</b>
Average per punt	39.9	40.1
Net punt average	38.5	34.3
<b>Kickoffs-Yards</b>	<b>85-5414</b>	<b>57-3213</b>
Average per kick	63.7	56.4
Net kick average	40.7	33.8
<b>Time of possession / game</b>	<b>31:20</b>	<b>28:37</b>
<b>3rd-down conversion</b>	<b>91/219</b>	<b>63/216</b>
3rd-down pct	42%	29%
<b>4rd-down conversion</b>	<b>12/25</b>	<b>17/41</b>



2023-24 Montana Football  
Overall Team Statistics  
All games

Page 2/2  
as of Jan 09, 2024

	MONT	OPP
4rd-down pct	48%	41%
<b>Sacks by-Yards</b>	<b>35-238</b>	<b>41-297</b>
<b>Misc Yards</b>	<b>0</b>	<b>0</b>
<b>Touchdowns scored</b>	<b>57</b>	<b>34</b>
<b>Field goals - attempts</b>	<b>18-27</b>	<b>9-17</b>
<b>On-Side kicks</b>	<b>0-0</b>	<b>0-1</b>
<b>Red-zone scores</b>	<b>(44-54) 81%</b>	<b>(29-38) 76%</b>
<b>Red-zone touchdowns</b>	<b>(34-54) 63%</b>	<b>(22-38) 58%</b>
<b>PAT-attempts</b>	<b>(46-50) 92%</b>	<b>(25-27) 93%</b>
<b>2-point conversion-attempts</b>	<b>(5-7) 71%</b>	<b>(1-7) 14%</b>
<b>Attendance</b>	<b>225623</b>	<b>40936</b>
Games / Avg per game	9/25069	5/8187
Neutral site games	-	1/19512

Score by Periods

Team	1st	2nd	3rd	4th	OT	TOT
Montana	103	166	95	68	22	454
Opponents	58	62	75	50	13	258



# 2023-24 Montana Football Individual Statistics All games

Page 1/3  
as of Jan 09, 2024

## Rushing

Player	gp	att	gain	loss	net	avg	td	lg	avg/g
Eli Gillman	15	194	1007	39	968	5.0	12	85	64.5
Clifton McDowell	15	169	932	179	753	4.5	9	42	50.2
Nick Ostmo	15	132	686	31	655	5.0	8	64	43.7
Xavier Harris	15	46	247	9	238	5.2	3	27	15.9
Isiah Childs	15	31	114	6	108	3.5	0	13	7.2
Junior Bergen	15	6	40	0	40	6.7	0	21	2.7
Aaron Fontes	14	14	58	33	25	1.8	0	19	1.8
Kellen Detrick	9	1	19	0	19	19.0	0	19	2.1
Iverson Young	2	7	13	1	12	1.7	0	4	6.0
Keali'i Ah Yat	5	7	17	32	-15	-2.1	0	6	-3.0
Sam Vidlak	7	19	29	142	-113	-5.9	0	13	-16.1
Team	15	11	0	38	-38	-3.5	0	0	-2.5
<b>Total</b>	<b>15</b>	<b>637</b>	<b>3162</b>	<b>510</b>	<b>2652</b>	<b>4.2</b>	<b>32</b>	<b>85</b>	<b>176.8</b>
<b>Opponents</b>	<b>15</b>	<b>463</b>	<b>2032</b>	<b>405</b>	<b>1627</b>	<b>3.5</b>	<b>13</b>	<b>53</b>	<b>108.5</b>

## Passing

Player	gp	effic	comp-att-int	pct	yds	td	lg	avg/g
Clifton McDowell	15	133.2	160-274-4	58.4	2026	13	97	135.1
Sam Vidlak	7	118.5	56-89-4	62.9	566	3	54	80.9
Keali'i Ah Yat	5	137.0	26-38-0	68.4	271	1	39	54.2
Travis Benham	15	13.0	1-2-1	50.0	15	0	15	1.0
Kris Brown	2	0.0	0-2-0	0.0	0	0	0	0.0
Sawyer Racanelli	15	428.8	2-2-0	100.0	39	1	24	2.6
Junior Bergen	15	310.0	2-2-0	100.0	50	0	26	3.3
Team	15	0.0	0-1-0	0.0	0	0	0	0.0
<b>Total</b>	<b>15</b>	<b>131.1</b>	<b>247-410-9</b>	<b>60.2</b>	<b>2967</b>	<b>18</b>	<b>97</b>	<b>197.8</b>
<b>Opponents</b>	<b>15</b>	<b>111.4</b>	<b>273-510-17</b>	<b>53.5</b>	<b>3093</b>	<b>21</b>	<b>70</b>	<b>206.2</b>

## Receiving

Player	gp	no.	yds	avg	td	lg	avg/g
Junior Bergen	15	58	777	13.4	5	76	51.8
Keelan White	15	54	786	14.6	4	97	52.4
Aaron Fontes	14	48	617	12.9	5	52	44.1
Nick Ostmo	15	25	250	10.0	0	39	16.7
Eli Gillman	15	19	140	7.4	0	22	9.3
Sawyer Racanelli	15	10	130	13.0	1	26	8.7
Evan Shafer	15	10	89	8.9	3	25	5.9
Xavier Harris	15	7	50	7.1	0	24	3.3
Erik Barker	15	5	22	4.4	0	9	1.5
Drew Deck	11	5	36	7.2	0	14	3.3
Ryan Simpson	11	2	23	11.5	0	19	2.1
Garrett Graves	15	1	15	15.0	0	15	1.0
Isiah Childs	15	1	1	1.0	0	1	0.1
Micah Ashton	13	1	7	7.0	0	7	0.5
Clifton McDowell	15	1	24	24.0	0	24	1.6
<b>Total</b>	<b>15</b>	<b>247</b>	<b>2967</b>	<b>12.0</b>	<b>18</b>	<b>97</b>	<b>197.8</b>
<b>Opponents</b>	<b>15</b>	<b>273</b>	<b>3093</b>	<b>11.3</b>	<b>21</b>	<b>70</b>	<b>206.2</b>

## Punt Returns

Player	no.	yds	avg	td	lg
Junior Bergen	28	429	15.3	3	59
Drew Deck	2	17	8.5	0	10
<b>Total</b>	<b>30</b>	<b>446</b>	<b>14.9</b>	<b>3</b>	<b>59</b>
<b>Opponents</b>	<b>12</b>	<b>46</b>	<b>3.8</b>	<b>0</b>	<b>14</b>

## Interceptions

Player	no.	yds	avg	td	lg
Trevin Gradney	5	24	4.8	0	21
Corbin Walker	3	25	8.3	0	25
Braxton Hill	2	34	17.0	1	34
Trajon Cotton	2	8	4.0	0	8
Jaxon Lee	2	75	37.5	1	48
Nash Fouch	1	0	0.0	0	0
Ryder Meyer	1	0	0.0	0	0
Ronald Jackson, Jr.	1	0	0.0	0	0
<b>Total</b>	<b>17</b>	<b>166</b>	<b>9.8</b>	<b>2</b>	<b>48</b>
<b>Opponents</b>	<b>9</b>	<b>103</b>	<b>11.4</b>	<b>0</b>	<b>35</b>

## Kick Returns

Player	no.	yds	avg	td	lg
Junior Bergen	15	434	28.9	1	99
Garrett Graves	7	109	15.6	0	32
Eli Gillman	2	34	17.0	0	19
Erik Barker	1	0	0.0	0	0
<b>Total</b>	<b>25</b>	<b>577</b>	<b>23.1</b>	<b>1</b>	<b>99</b>
<b>Opponents</b>	<b>25</b>	<b>501</b>	<b>20.0</b>	<b>0</b>	<b>41</b>

## Fumble Returns

Player	no.	yds	avg	td	lg
Jaxon Lee	1	56	56.0	1	56
Levi Janacaro	1	9	9.0	0	9
Ryder Meyer	1	0	0.0	0	0
Braxton Hill	1	0	0.0	0	0
Ryan Tirrell	1	0	0.0	0	0
Erik Barker	1	0	0.0	0	0
Grayson Pibal	1	0	0.0	0	0
<b>Total</b>	<b>7</b>	<b>65</b>	<b>9.3</b>	<b>1</b>	<b>56</b>
<b>Opponents</b>	<b>6</b>	<b>17</b>	<b>2.8</b>	<b>0</b>	<b>12</b>





2023-24 Montana Football  
Individual Statistics  
All games

Page 2/3  
as of Jan 09, 2024

### Scoring

			PAT						
Player	td	fg	kick	rush	rcv	pass	dxp	saf	pts
Eli Gillman	12	-	-	-	-	-	-	-	72
Nico Ramos	-	10-13	27-30	-	-	-	-	-	57
Junior Bergen	9	-	-	-	-	1	-	-	54
Clifton McDowell	9	-	-	-	-	1	-	-	54
Nick Ostmo	8	-	-	-	-	-	-	-	48
Grant Glasgow	-	8-14	19-20	-	-	-	-	-	43
Aaron Fontes	5	-	-	-	-	-	-	-	30
Keelan White	4	-	-	-	1	-	-	-	26
Xavier Harris	3	-	-	1	-	-	-	-	20
Evan Shafer	3	-	-	-	-	-	-	-	18
Jaxon Lee	2	-	-	-	-	-	-	-	12
Sawyer Racanelli	1	-	-	-	1	-	-	-	8
Braxton Hill	1	-	-	-	-	-	-	-	6
Ryder Meyer	-	-	-	2	-	-	-	-	4
Total	57	18-27	46-50	3	2	2	0	1	454
Opponents	34	9-17	25-27	0	1	1	0	0	258

### Total Offense

Player	g	plays	rush	pass	total	avg/g
Clifton McDowell	15	443	753	2026	2779	185.3
Eli Gillman	15	194	968	0	968	64.5
Nick Ostmo	15	132	655	0	655	43.7
Sam Vidlak	7	108	-113	566	453	64.7
Keali'i Ah Yat	5	45	-15	271	256	51.2
Xavier Harris	15	46	238	0	238	15.9
Isiah Childs	15	31	108	0	108	7.2
Junior Bergen	15	8	40	50	90	6.0
Sawyer Racanelli	15	2	0	39	39	2.6
Aaron Fontes	14	14	25	0	25	1.8
Kellen Detrick	9	1	19	0	19	2.1
Travis Benham	15	2	0	15	15	1.0
Iverson Young	2	7	12	0	12	6.0
Team	15	0	-38	0	-38	-2.5
<b>Total</b>	<b>15</b>	<b>1047</b>	<b>2652</b>	<b>2967</b>	<b>5619</b>	<b>374.6</b>
<b>Opponents</b>	<b>15</b>	<b>973</b>	<b>1627</b>	<b>3093</b>	<b>4720</b>	<b>314.7</b>

### Field Goals

Player	fg	pct.	01-19	20-29	30-39	40-49	50-99	lg	blk
Grant Glasgow	8-14	57.1	0-0	1-1	1-2	6-11	0-0	49	2
Nico Ramos	10-13	76.9	1-1	2-2	5-5	2-5	0-0	43	1
<b>Opponents</b>	<b>9-17</b>	<b>52.9</b>	<b>0-0</b>	<b>2-5</b>	<b>6-7</b>	<b>1-5</b>	<b>0-0</b>	<b>42</b>	<b>0</b>

### Punting

Player	no.	yds	avg	lg	tb	fc	i20	50+	blk
Travis Benham	66	2672	40.5	60	2	29	26	6	0
Team	1	0	0.0	0	0	0	0	0	1
<b>Total</b>	<b>67</b>	<b>2672</b>	<b>39.9</b>	<b>60</b>	<b>2</b>	<b>29</b>	<b>26</b>	<b>6</b>	<b>1</b>
<b>Opponents</b>	<b>83</b>	<b>3330</b>	<b>40.1</b>	<b>62</b>	<b>3</b>	<b>27</b>	<b>19</b>	<b>13</b>	<b>1</b>

### FG Sequence

Team Name	Montana	Opponents
Butler	(23),(49)	(29),41,(39)
Utah Tech	33	
Ferris St.	(43),45	(26),28
Idaho St.	48	26
UC Davis	43,(38)	(42)
Idaho	(44),(46),(44)	
Northern Colo.	44,45	
Portland St.	(19),(36)	(37)
Montana St.	(40),(33),(29)	42
South Dakota St.	(30)	(32)
Delaware	(43),(30)	
Furman	(39),(28),42,42	
North Dakota St.	(46),45	(30),(35),(38)
Northern Ariz.		39,46
Sacramento St.		44,23

### Kickoffs

Player	no.	yds	avg	tb	ob	retn	net	ydln
Grant Glasgow	68	4349	64.0	46	1			
Nico Ramos	17	1065	62.6	9	0			
<b>Total</b>	<b>85</b>	<b>5414</b>	<b>63.7</b>	<b>55</b>	<b>1</b>	<b>25</b>	<b>40.7</b>	<b>24</b>
<b>Opponents</b>	<b>57</b>	<b>3213</b>	<b>56.4</b>	<b>28</b>	<b>1</b>	<b>27</b>	<b>33.8</b>	<b>31</b>

Numbers in (parentheses) indicate field goal was made



2023-24 Montana Football  
Individual Statistics  
All games

Page 3/3  
as of Jan 09, 2024

All Purpose

Player	g	rush	rcv	pr	kr	ir	total	avg/g
Junior Bergen	15	40	777	429	434	0	1680	112.0
Eli Gillman	15	968	140	0	34	0	1142	76.1
Nick Ostmo	15	655	250	0	0	0	905	60.3
Keelan White	15	0	786	0	0	0	786	52.4
Clifton McDowell	15	753	24	0	0	0	777	51.8
Aaron Fontes	14	25	617	0	0	0	642	45.9
Xavier Harris	15	238	50	0	0	0	288	19.2
Sawyer Racanelli	15	0	130	0	0	0	130	8.7
Garrett Graves	15	0	15	0	109	0	124	8.3
Isiah Childs	15	108	1	0	0	0	109	7.3
Evan Shafer	15	0	89	0	0	0	89	5.9
Jaxon Lee	15	0	0	0	0	75	75	5.0
Drew Deck	11	0	36	17	0	0	53	4.8
Braxton Hill	15	0	0	0	0	34	34	2.3
Corbin Walker	15	0	0	0	0	25	25	1.7
Trevin Gradney	13	0	0	0	0	24	24	1.8
Ryan Simpson	11	0	23	0	0	0	23	2.1
Erik Barker	15	0	22	0	0	0	22	1.5
Kellen Detrick	9	19	0	0	0	0	19	2.1
Iverson Young	2	12	0	0	0	0	12	6.0
TraJon Cotton	15	0	0	0	0	8	8	0.5
Micah Ashton	13	0	7	0	0	0	7	0.5
Keali'i Ah Yat	5	-15	0	0	0	0	-15	-3.0
Sam Vidlak	7	-113	0	0	0	0	-113	-16.1
Team	15	-38	0	0	0	0	-38	-2.5
<b>Total</b>	<b>15</b>	<b>2652</b>	<b>2967</b>	<b>446</b>	<b>577</b>	<b>166</b>	<b>6808</b>	<b>453.9</b>
<b>Opponents</b>	<b>15</b>	<b>1627</b>	<b>3093</b>	<b>46</b>	<b>501</b>	<b>103</b>	<b>5370</b>	<b>358.0</b>



**2023-24 Montana Football**  
**Overall Defense Statistics**  
**All games**

Page 1/2  
as of Jan 09, 2024

**Team Defense**

			Tackles				Sacks	Pass defense			Fumbles	blkd		
##	Player	gp	ua	a	tot	tfl/yds	no-yds	int-yds	brup	qbh	fr-yds	ff	kick	saf
35	Braxton Hill	15	43	85	128	7.5-42	4-34	2-34	3	7	1-0	.	.	.
13	Ryder Meyer	15	40	51	91	3-2	.	1-0	4	1	1-0	.	.	.
54	Tyler Flink	15	34	45	79	5.5-26	2-19	.	1	1	.	.	.	.
44	Ryan Tirrell	15	24	38	62	1.5-7	1-6	.	1	2	1-0	.	.	.
37	Levi Janacaro	15	19	42	61	10-28	2-12	.	.	4	1-9	.	.	.
42	Riley Wilson	13	27	26	53	15-77	8.5-61	.	1	6	.	.	.	.
4	Nash Fouch	15	28	24	52	5-20	1-10	1-0	5	.	.	1	.	.
25	Jaxon Lee	15	21	28	49	3.5-10	.	2-75	1	.	1-56	.	.	.
99	Alex Gubner	15	18	27	45	9.5-46	3-26	.	2	2	.	.	.	.
8	Corbin Walker	15	28	11	39	.	.	3-25	8	1	.	.	.	.
0	Kale Edwards	15	16	19	35	10.5-75	4.5-31	.	2	4	.	2	.	.
3	Trajon Cotton	15	12	20	32	1.5-6	0.5-2	2-8	2	.	.	.	.	.
48	Hayden Harris	14	10	22	32	4.5-14	2-8	.	2	4	.	.	.	.
5	Garrett Graves	15	18	11	29	.	.	.	2	.	.	.	.	.
27	Trevin Gradney	13	17	10	27	.	.	5-24	7	.	.	1	.	.
56	Garrett Hustedt	15	5	18	23	2.5-17	2.5-17	.	.	2	.	.	.	.
2	Ronald Jackson, Jr.	15	14	9	23	0.5-1	.	1-0	3	.	.	.	.	.
39	Jace Kluczewich	15	14	3	17	1-3	.	.	1	.	.	.	.	.
40	Cooper Barnum	15	7	7	14	2-9	1-6	.	.	1	.	.	.	.
47	Kellen Detrick	9	2	7	9	1-1	1-1	.	.	1	.	.	.	.
33	Carson Rostad	15	4	5	9	.	.	.	.	.	.	.	.	.
32	Tyson Rostad	8	3	4	7	1-1	.	.	.	.	.	.	.	.
10	TJ Rausch	15	1	5	6	.	.	.	1	.	.	.	.	.
96	Henry Nuce	3	2	3	5	1-1	1-1	.	.	.	.	1	.	.
98	Matai Mata'afa	15	4	.	4	2-10	1-4	.	.	1	.	1	.	.
50	Erich Osteen	3	.	3	3	.	.	.	.	.	.	.	.	.
90	Jareb Ramos	4	1	1	2	.	.	.	.	.	.	.	.	.
28	Isiah Childs	15	.	2	2	.	.	.	.	.	.	.	.	.
43	Grayson Pibal	15	1	1	2	.	.	.	.	.	1-0	.	.	.
97	Grant Glasgow	13	2	.	2	.	.	.	.	.	.	.	.	.
9	David Koppang	15	1	1	2	.	.	.	.	.	.	.	.	.
88	Erik Barker	15	1	.	1	.	.	.	.	.	1-0	.	.	.
4	Ryan Simpson	11	1	.	1	.	.	.	.	.	.	.	.	.
7	Jelani Warren	10	1	.	1	.	.	.	.	.	.	.	.	.
66	Brandon Casey	14	1	.	1	.	.	.	.	.	.	.	.	.
6	Keelan White	15	1	.	1	.	.	.	.	.	.	.	.	.
9	Sawyer Racanelli	15	.	1	1	.	.	.	.	.	.	.	1	.
69	Noah Kaschmitter	2	1	.	1	.	.	.	.	.	.	.	.	.
45	Vincent Genatone	12	1	.	1	.	.	.	.	.	.	.	.	.
26	Nick Ostmo	15	.	1	1	.	.	.	.	.	.	.	.	.
14	Aaron Fontes	14	1	.	1	.	.	.	.	.	.	.	.	.



2023-24 Montana Football  
Overall Defense Statistics  
All games

Page 2/2  
as of Jan 09, 2024

			Tackles				Sacks	Pass defense			Fumbles	blkd		
##	Player	gp	ua	a	tot	tfl/yds	no-yds	int-yds	brup	qbh	fr-yds	ff	kick	saf
10	Eli Gillman	15	1	.	1	.	.	.	.	.	.	.	.	.
93	Sloan McPherson	3	.	.	.	.	.	.	.	1	.	.	.	.
	Totals	15	425	530	955	88-396	35-238	17-166	46	38	7-65	6	1	1
	Opponents	15	538	576	1114	109-466	41-297	9-103	49	24	6-17	8	4	0





# 2023-24 Montana Football Team Game-by-Game Comparison All games

Page 1/1  
as of Jan 09, 2024

Opponent	Score	First Downs				Pen	Rushing Number-Yards	Passing		Yards	Total Offense Plays-Yards	Return Yards	Turn- Overs
		Total	Rush	Pass	Comp-Att-Int								
Butler	35-20	24 / 15	14 / 2	9 / 11	1 / 2	45-230 / 26-41	17-29-2 / 24-36-1	211 / 263	74-441 / 62-304	94 / 36	2 / 2		
Utah Tech	43-13	26 / 17	15 / 5	8 / 10	3 / 2	57-262 / 21-103	13-21-0 / 21-49-3	135 / 258	78-397 / 70-361	47 / 65	1 / 4		
Ferris St.	17-10	17 / 18	5 / 9	6 / 6	6 / 3	41-84 / 40-129	9-15-1 / 15-29-1	105 / 156	56-189 / 69-285	54 / 28	1 / 1		
Northern Ariz.	14-28	12 / 22	4 / 11	6 / 11	2 / 0	24-18 / 43-136	24-38-1 / 24-31-2	213 / 252	62-231 / 74-388	26 / 73	2 / 2		
Idaho St.	28-20	24 / 19	11 / 3	12 / 14	1 / 2	51-174 / 13-45	18-25-0 / 31-47-2	220 / 289	76-394 / 60-334	32 / 18	0 / 2		
UC Davis	31-23	15 / 21	4 / 3	11 / 15	0 / 3	39-181 / 25-76	18-32-0 / 31-47-0	243 / 359	71-424 / 72-435	126 / 14	2 / 2		
Idaho	23-21	15 / 25	8 / 10	7 / 14	0 / 1	40-158 / 32-58	11-18-0 / 26-37-2	176 / 336	58-334 / 69-394	36 / 7	0 / 3		
Northern Colo.	40-0	25 / 7	18 / 2	7 / 2	0 / 3	51-285 / 31-18	16-29-1 / 7-23-2	170 / 76	80-455 / 54-94	120 / 57	1 / 2		
Sacramento St.	34-7	21 / 17	14 / 8	7 / 8	0 / 1	50-305 / 30-149	12-22-1 / 15-39-0	242 / 119	72-547 / 69-268	51 / 40	1 / 0		
Portland St.	34-10	28 / 11	16 / 5	9 / 6	3 / 0	49-231 / 29-93	19-29-0 / 12-18-0	258 / 162	78-489 / 47-255	31 / 47	0 / 0		
Montana St.	37-7	22 / 13	9 / 8	12 / 3	1 / 2	40-202 / 35-213	19-25-0 / 4-16-1	228 / 67	65-430 / 51-280	53 / 21	0 / 1		
Delaware	49-19	14 / 23	6 / 4	7 / 14	1 / 5	37-203 / 31-111	10-20-1 / 25-47-1	186 / 236	57-389 / 78-347	158 / 75	1 / 2		
Furman	35-28	17 / 15	7 / 3	10 / 7	0 / 5	44-148 / 33-92	17-31-1 / 16-47-1	208 / 188	75-356 / 80-280	206 / 98	1 / 1		
North Dakota St.	31-29	20 / 19	10 / 9	9 / 8	1 / 2	39-124 / 40-175	16-30-0 / 9-23-0	160 / 157	69-284 / 63-332	75 / 18	0 / 0		
South Dakota St.	3-23	17 / 17	6 / 8	10 / 8	1 / 1	30-47 / 34-188	28-46-1 / 13-21-1	212 / 175	76-259 / 55-363	145 / 70	3 / 2		
Totals	454-258	297 / 259	147 / 90	130 / 137	20 / 32	637-2652 / 463-1627	247-410-9 / 273-510-17	2967 / 3093	1047-5619 / 973-4720	1254 / 667	15 / 24		

Opponents	3rd Down Conversion	4th Down Conversion	Time of Possession	TOP Margin	Avg Yds/Rush	Avg Yds/Pass	Avg Yds/Play	Punting Number-Avg	Penalties Number-Yards	Sacks
Butler	6-15 / 2-13	2-3 / 1-2	31:15 / 28:45	02:30	5.1 / 1.6	7.3 / 7.3	6.0 / 4.9	3-47.0 / 4-39.5	6-65.0 / 5-45.0	1 / 1
Utah Tech	6-13 / 5-18	0-0 / 1-3	35:29 / 24:31	10:58	4.6 / 4.9	6.4 / 5.3	5.1 / 5.2	6-43.0 / 5-40.6	5-45.0 / 5-60.0	2 / 3
Ferris St.	6-13 / 5-14	0-0 / 1-3	26:32 / 33:28	-06:56	2.0 / 3.2	7.0 / 5.4	3.4 / 4.1	5-37.8 / 5-41.4	7-79.0 / 15-106.0	4 / 2
Northern Ariz.	2-12 / 5-16	1-4 / 3-4	24:33 / 35:27	-10:54	0.8 / 3.2	5.6 / 8.1	3.7 / 5.2	6-33.8 / 4-37.3	4-25.0 / 10-69.0	1 / 7
Idaho St.	5-12 / 7-13	1-1 / 0-1	34:54 / 25:06	09:48	3.4 / 3.5	8.8 / 6.1	5.2 / 5.6	4-30.8 / 3-38.0	9-72.0 / 7-50.0	1 / 3
UC Davis	9-19 / 6-15	0-0 / 0-2	30:14 / 29:46	00:28	4.6 / 3.0	7.6 / 7.6	6.0 / 6.0	4-45.3 / 6-47.7	7-71.0 / 4-25.0	0 / 2
Idaho	8-14 / 7-14	0-1 / 2-4	27:24 / 31:43	-04:19	4.0 / 1.8	9.8 / 9.1	5.8 / 5.7	2-47.5 / 3-42.3	2-15.0 / 7-45.0	6 / 2
Northern Colo.	7-15 / 1-15	1-2 / 0-2	35:16 / 24:44	10:32	5.6 / 0.6	5.9 / 3.3	5.7 / 1.7	4-43.8 / 10-43.9	9-90.0 / 1-10.0	6 / 3
Sacramento St.	6-14 / 4-16	1-3 / 2-3	35:41 / 24:19	11:22	6.1 / 5.0	11.0 / 3.1	7.6 / 3.9	4-31.8 / 6-45.0	7-65.0 / 5-43.0	1 / 2
Portland St.	9-16 / 4-11	2-2 / 0-0	34:37 / 25:23	09:14	4.7 / 3.2	8.9 / 9.0	6.3 / 5.4	3-38.7 / 6-37.0	9-70.0 / 6-51.0	3 / 2
Montana St.	7-14 / 1-10	0-0 / 0-4	34:44 / 25:16	09:28	5.1 / 6.1	9.1 / 4.2	6.6 / 5.5	4-36.5 / 4-39.3	8-75.0 / 6-38.0	1 / 4
Delaware	6-14 / 5-16	1-2 / 3-7	26:36 / 33:24	-06:48	5.5 / 3.6	9.3 / 5.0	6.8 / 4.4	3-43.7 / 4-26.8	8-100.0 / 7-55.0	2 / 0
Furman	4-17 / 4-21	0-0 / 2-4	31:17 / 28:43	02:34	3.4 / 2.8	6.7 / 4.0	4.7 / 3.5	9-43.2 / 12-38.4	7-90.0 / 3-15.0	3 / 2
North Dakota St.	6-15 / 3-13	1-2 / 2-2	31:34 / 28:26	03:08	3.2 / 4.4	5.3 / 6.8	4.1 / 5.3	4-38.5 / 5-39.6	2-30.0 / 9-60.0	3 / 3
South Dakota St.	4-16 / 4-11	2-5 / 0-0	29:50 / 30:10	-00:20	1.6 / 5.5	4.6 / 8.3	3.4 / 6.6	6-40.7 / 6-38.7	6-34.0 / 6-35.0	1 / 5
<b>Totals</b>	<b>91-219 / 63-216</b>	<b>12-25 / 17-41</b>	<b>469:56 / 429:11</b>	<b>40:45</b>	<b>4.2 / 3.5</b>	<b>7.2 / 6.1</b>	<b>5.4 / 4.9</b>	<b>67-39.9 / 83-40.1</b>	<b>96-926.0 / 96-707.0</b>	<b>35 / 41</b>

Note: Game totals are displayed in the format TEAM/OPPONENT for each category



# 2023-24 Montana Football Team Game-by-Game All games

Page 1/2  
as of Jan 09, 2024

Date	Opponent	Rushing				Receiving				Passing				Kick Returns				Punt Returns				tot
		no.	yds	td	lg	no.	yds	td	lg	cmp-att-int	yds	td	lg	no.	yds	td	lg	no.	yds	td	lg	off
09/02/2023	Butler	45	230	3	24	17	211	1	54	17-29-2	211	1	54	4	84	0	32	1	10	0	10	441
09/09/2023	at Utah Tech	57	262	4	46	13	135	1	21	13-21-0	135	1	21	0	0	0	0	2	47	1	47	397
09/16/2023	Ferris St.	41	84	2	23	9	105	0	26	9-15-1	105	0	26	1	0	0	0	3	51	0	33	189
09/23/2023	at Northern Ariz.	24	18	1	24	24	213	1	35	24-38-1	213	1	35	0	0	0	0	1	5	0	5	231
09/30/2023	Idaho St.	51	174	2	19	18	220	2	39	18-25-0	220	2	39	2	32	0	17	0	0	0	0	394
10/07/2023	at UC Davis	39	181	1	85	18	243	3	41	18-32-0	243	3	41	1	34	0	34	4	92	0	39	424
10/14/2023	at Idaho	40	158	1	53	11	176	1	76	11-18-0	176	1	76	0	0	0	0	0	0	0	0	334
10/28/2023	Northern Colo.	51	285	2	21	16	170	2	21	16-29-1	170	2	21	0	0	0	0	4	38	0	19	455
11/04/2023	Sacramento St.	50	305	3	42	12	242	2	97	12-22-1	242	2	97	1	14	0	14	3	37	0	28	547
11/11/2023	at Portland St.	49	231	4	24	19	258	0	39	19-29-0	258	0	39	2	31	0	20	2	0	0	0	489
11/18/2023	Montana St.	40	202	3	64	19	228	1	38	19-25-0	228	1	38	1	49	0	49	1	4	0	4	430
12/02/2023	Delaware	37	203	3	35	10	186	2	55	10-20-1	186	2	55	5	92	0	22	1	10	0	10	389
12/08/2023	Furman	44	148	1	40	17	208	1	42	17-31-1	208	1	42	2	99	1	99	4	99	1	59	356
12/16/2023	North Dakota St.	39	124	2	21	16	160	1	31	16-30-0	160	1	31	1	28	0	28	3	47	1	47	284
01/07/2024	vs South Dakota St.	30	47	0	11	28	212	0	21	28-46-1	212	0	21	5	114	0	39	1	6	0	6	259
Montana		637	2652	32	85	247	2967	18	97	247-410-9	2967	18	97	25	577	1	99	30	446	3	59	5619
Opponents		463	1627	13	53	273	3093	21	70	273-510-17	3093	21	70	25	501	0	41	12	46	0	14	4720

## Montana Averages

Games	Avg/ rush	Avg/ catch	Pass effic	KR avg	PR avg	All purpose avg/game	Total offense avg/game
15	4.2	12.0	131.1	23.1	14.9	453.9	374.6

Date	Opponent	Tackles				Sacks no-yds	Fumble		Pass Defense			blkd kick	PAT attempts			off		
		ua	a	total	tfl-yds		ff	fr-yds	int-yds	qbh	brup		kick	rush	rcv	saf	t/o	pts
09/02/2023	Butler	26	42	68	7.0-33	1-10	1	1-0	1-0	3	2	0	3-3	1	0	0	3	35
09/09/2023	at Utah Tech	26	28	54	2.0-12	2-12	1	1-0	3-0	7	7	0	5-5	1	0	0	21	43
09/16/2023	Ferris St.	31	42	73	9.0-48	4-29	1	0-0	1-3	2	1	0	2-2	0	0	0	0	17
09/23/2023	at Northern Ariz.	33	60	93	3.0-21	1-10	0	0-0	2-21	0	0	0	0-1	1	0	0	6	14
09/30/2023	Idaho St.	23	28	51	3.0-5	1-1	0	0-0	2-0	1	2	0	4-4	0	0	0	7	28
10/07/2023	at UC Davis	46	10	56	4.0-6	0-0	0	2-0	0-0	1	8	0	4-4	0	0	0	0	31
10/14/2023	at Idaho	39	30	69	9.0-59	6-40	1	1-9	2-27	0	3	0	2-2	0	0	0	3	23
10/28/2023	Northern Colo.	23	36	59	12.0-52	6-40	0	0-0	2-82	6	4	0	4-5	0	0	0	13	40
11/04/2023	Sacramento St.	24	38	62	3.0-11	1-9	0	0-0	0-0	3	2	0	4-5	0	0	0	0	34
11/11/2023	at Portland St.	26	26	52	9.0-26	3-18	0	0-0	0-0	0	3	0	4-4	0	0	0	0	34
11/18/2023	Montana St.	25	30	55	5.0-28	1-14	0	0-0	1-0	4	0	0	4-4	0	0	0	7	37
12/02/2023	Delaware	31	34	65	5.0-24	2-12	1	1-56	1-0	4	2	1	5-5	0	0	1	14	49
12/08/2023	Furman	27	42	69	8.0-33	3-17	1	0-0	1-8	3	8	0	3-3	0	1	0	0	35
12/16/2023	North Dakota St.	19	46	65	6.0-26	3-18	0	0-0	0-0	3	2	0	2-3	0	1	0	0	31
01/07/2024	vs South Dakota St.	26	38	64	3.0-12	1-8	0	1-0	1-25	1	2	0	0-0	0	0	0	3	3
<b>Montana</b>		<b>425</b>	<b>530</b>	<b>955</b>	<b>88.0-396</b>	<b>35-238</b>	<b>6</b>	<b>7-65</b>	<b>17-166</b>	<b>38</b>	<b>46</b>	<b>1</b>	<b>46-50</b>	<b>3</b>	<b>2</b>	<b>1</b>	<b>77</b>	<b>454</b>
<b>Opponents</b>		<b>538</b>	<b>576</b>	<b>1114</b>	<b>109.0-466</b>	<b>41-297</b>	<b>8</b>	<b>6-17</b>	<b>9-103</b>	<b>24</b>	<b>49</b>	<b>4</b>	<b>25-27</b>	<b>0</b>	<b>1</b>	<b>0</b>	<b>37</b>	<b>258</b>

Date	Opponent	Punting										Field Goals			Kickoffs			
		no.	yds	avg	long	blkd	tb	fc	50+	i20	md-att	long	blkd	no.	yds	avg	tb	ob
09/02/2023	Butler	3	141	47.0	52	0	0	1	1	1	2-2	49	0	7	435	62.1	5	0
09/09/2023	at Utah Tech	6	258	43.0	60	0	0	4	1	3	0-1	0	0	7	455	65.0	5	0
09/16/2023	Ferris St.	5	189	37.8	40	0	0	2	0	1	1-2	43	0	4	258	64.5	3	0
09/23/2023	at Northern Ariz.	6	203	33.8	43	1	0	3	0	2	0-0	0	0	3	191	63.7	1	0
09/30/2023	Idaho St.	4	123	30.8	37	0	0	2	0	1	0-1	0	0	5	322	64.4	2	0
10/07/2023	at UC Davis	4	181	45.3	53	0	0	3	1	1	1-2	38	1	6	390	65.0	5	0
10/14/2023	at Idaho	2	95	47.5	51	0	0	1	1	1	3-3	46	0	6	390	65.0	6	0
10/28/2023	Northern Colo.	4	175	43.8	57	0	0	1	1	2	0-2	0	1	7	442	63.1	4	1
11/04/2023	Sacramento St.	4	127	31.8	39	0	0	2	0	2	0-0	0	0	6	377	62.8	4	0
11/11/2023	at Portland St.	3	116	38.7	47	0	1	1	0	2	2-2	36	0	6	365	60.8	1	0



2023-24 Montana Football  
Team Game-by-Game  
All games

Page 2/2  
as of Jan 09, 2024

		Punting										Field Goals			Kickoffs				
Date	Opponent	no.	yds	avg	long	blkd	tb	fc	50+	i20	md-att	long	blkd	no.	yds	avg	tb	ob	
11/18/2023	Montana St.	4	146	36.5	48	0	0	1	0	2	3-3	40	0	7	455	65.0	6	0	
12/02/2023	Delaware	3	131	43.7	47	0	0	1	0	1	2-2	43	0	9	562	62.4	5	0	
12/08/2023	Furman	9	389	43.2	51	0	1	1	1	3	2-4	39	0	6	386	64.3	4	0	
12/16/2023	North Dakota St.	4	154	38.5	44	0	0	4	0	3	1-2	46	1	4	260	65.0	3	0	
01/07/2024	vs South Dakota St.	6	244	40.7	47	0	0	2	0	1	1-1	30	0	2	126	63.0	1	0	
Montana		67	2672	39.9	60	1	2	29	6	26	18-27	49	3	85	5414	63.7	55	1	
Opponents		83	3330	40.1	62	1	3	27	13	19	9-17	42	0	57	3213	56.4	28	1	



# 2023-24 Montana Football Opponents Game-by-Game All games

Page 1/2  
as of Jan 09, 2024

Date	Opponent	Rushing				Receiving				Passing				Kick Returns				Punt Returns				tot
		no.	yds	td	lg	no.	yds	td	lg	cmp-att-int	yds	td	lg	no.	yds	td	lg	no.	yds	td	lg	off
09/02/2023	Butler	26	41	0	8	24	263	2	32	24-36-1	263	2	32	2	29	0	18	1	7	0	7	304
09/09/2023	at Utah Tech	21	103	0	20	21	258	2	50	21-49-3	258	2	50	2	60	0	41	0	0	0	0	361
09/16/2023	Ferris St.	40	129	0	22	15	156	1	34	15-29-1	156	1	34	1	20	0	20	1	8	0	8	285
09/23/2023	at Northern Ariz.	43	136	2	19	24	252	2	48	24-31-2	252	2	48	2	38	0	21	1	10	0	10	388
09/30/2023	Idaho St.	13	45	0	17	31	289	3	28	31-47-2	289	3	28	1	18	0	18	0	0	0	0	334
10/07/2023	at UC Davis	25	76	1	22	31	359	2	65	31-47-0	359	2	65	1	20	0	20	1	-6	0	0	435
10/14/2023	at Idaho	32	58	1	14	26	336	2	42	26-37-2	336	2	42	0	0	0	0	1	7	0	7	394
10/28/2023	Northern Colo.	31	18	0	13	7	76	0	33	7-23-2	76	0	33	2	57	0	31	0	0	0	0	94
11/04/2023	Sacramento St.	30	149	1	28	15	119	0	24	15-39-0	119	0	24	2	40	0	23	1	0	0	0	268
11/11/2023	at Portland St.	29	93	0	21	12	162	1	64	12-18-0	162	1	64	4	47	0	18	0	0	0	0	255
11/18/2023	Montana St.	35	213	0	46	4	67	1	30	4-16-1	67	1	30	1	29	0	29	2	-8	0	3	280
12/02/2023	Delaware	31	111	1	50	25	236	2	44	25-47-1	236	2	44	3	56	0	22	1	10	0	10	347
12/08/2023	Furman	33	92	3	53	16	188	1	70	16-47-1	188	1	70	2	46	0	24	2	18	0	14	280
12/16/2023	North Dakota St.	40	175	2	25	9	157	1	35	9-23-0	157	1	35	1	18	0	18	0	0	0	0	332
01/07/2024	vs South Dakota St.	34	188	2	33	13	175	1	34	13-21-1	175	1	34	1	23	0	23	1	0	0	0	363
Opponents		463	1627	13	53	273	3093	21	70	273-510-17	3093	21	70	25	501	0	41	12	46	0	14	4720
Montana		637	2652	32	85	247	2967	18	97	247-410-9	2967	18	97	25	577	1	99	30	446	3	59	5619

## Opponents Averages

Games	Avg/ rush	Avg/ catch	Pass effic	KR avg	PR avg	All purpose avg/game	Total offense avg/game
15	3.5	11.3	111.4	20.0	3.8	358.0	314.7

Date	Opponent	Tackles				Sacks no-yds	Fumble ff fr-yds	Pass Defense			blkd kick	PAT attempts			off		
		ua	a	total	tfl-yds			int-yds	qbh	brup		kick	rush	rcv	saf	t/o	pts
09/02/2023	Butler	37	36	73	3.0-17	1-15	0 0-0	2-0	0	5	0	2-2	0	0	0	10	20
09/09/2023	at Utah Tech	42	40	82	6.0-21	3-16	1 1-5	0-0	7	3	0	1-1	0	0	0	6	13
09/16/2023	Ferris St.	30	40	70	8.0-43	2-20	0 0-0	1-0	0	2	0	1-1	0	0	0	7	10
09/23/2023	at Northern Ariz.	25	40	65	12.0-73	7-59	1 1-0	1-25	1	6	1	4-4	0	0	0	7	28
09/30/2023	Idaho St.	44	30	74	7.0-46	3-33	0 0-0	0-0	0	2	0	2-2	0	0	0	0	20
10/07/2023	at UC Davis	44	20	64	9.0-26	2-9	2 2-0	0-0	3	5	1	2-3	0	0	0	0	23
10/14/2023	at Idaho	24	48	72	7.0-20	2-12	0 0-0	0-0	0	3	0	1-1	0	1	0	0	21
10/28/2023	Northern Colo.	40	44	84	5.0-20	3-18	0 0-0	1-0	1	2	1	0-0	0	0	0	0	0
11/04/2023	Sacramento St.	30	54	84	5.0-20	2-11	0 0-0	1-0	3	3	0	1-1	0	0	0	0	7
11/11/2023	at Portland St.	42	38	80	8.0-32	2-18	0 0-0	0-0	2	5	0	1-1	0	0	0	0	10
11/18/2023	Montana St.	40	32	72	7.0-23	4-15	1 0-0	0-0	0	2	0	1-1	0	0	0	0	7
12/02/2023	Delaware	28	32	60	5.0-9	0-0	0 0-0	1-9	1	2	0	1-1	0	0	0	0	19
12/08/2023	Furman	34	54	88	12.0-25	2-9	0 0-0	1-34	1	1	0	4-4	0	0	0	7	28
12/16/2023	North Dakota St.	32	38	70	7.0-48	3-28	1 0-0	0-0	0	4	1	2-2	0	0	0	0	29
01/07/2024	vs South Dakota St.	46	30	76	8.0-43	5-34	2 2-12	1-35	5	4	0	2-3	0	0	0	0	23
<b>Opponents</b>		<b>538</b>	<b>576</b>	<b>1114</b>	<b>109.0-466</b>	<b>41-297</b>	<b>8 6-17</b>	<b>9-103</b>	<b>24</b>	<b>49</b>	<b>4</b>	<b>25-27</b>	<b>0</b>	<b>1</b>	<b>0</b>	<b>37</b>	<b>258</b>
<b>Montana</b>		<b>425</b>	<b>530</b>	<b>955</b>	<b>88.0-396</b>	<b>35-238</b>	<b>6 7-65</b>	<b>17-166</b>	<b>38</b>	<b>46</b>	<b>1</b>	<b>46-50</b>	<b>3</b>	<b>2</b>	<b>1</b>	<b>77</b>	<b>454</b>

Date	Opponent	Punting										Field Goals			Kickoffs			
		no.	yds	avg	long	blkd	tb	fc	50+	i20	md-att	long	blkd	no.	yds	avg	tb	ob
09/02/2023	Butler	4	158	39.5	51	0	0	2	1	0	2-3	39	0	5	246	49.2	0	0
09/09/2023	at Utah Tech	5	203	40.6	51	0	1	3	1	1	0-0	0	0	3	195	65.0	3	0
09/16/2023	Ferris St.	5	207	41.4	46	0	0	2	0	0	1-2	26	0	2	110	55.0	1	0
09/23/2023	at Northern Ariz.	4	149	37.3	41	0	0	1	0	0	0-2	0	0	5	325	65.0	5	0
09/30/2023	Idaho St.	3	114	38.0	44	0	0	3	0	1	0-1	0	0	4	217	54.3	2	0
10/07/2023	at UC Davis	6	286	47.7	53	0	0	0	3	2	1-1	42	0	5	323	64.6	3	1
10/14/2023	at Idaho	3	127	42.3	51	0	0	1	1	2	0-0	0	0	3	195	65.0	3	0
10/28/2023	Northern Colo.	10	439	43.9	54	0	0	4	3	3	0-0	0	0	1	65	65.0	1	0
11/04/2023	Sacramento St.	6	270	45.0	62	0	0	1	1	1	0-2	0	0	2	129	64.5	1	0
11/11/2023	at Portland St.	6	222	37.0	46	0	0	2	0	1	1-1	37	0	4	184	46.0	2	0





2023-24 Montana Football  
Opponents Game-by-Game  
All games

Page 2/2  
as of Jan 09, 2024

		Punting										Field Goals			Kickoffs				
Date	Opponent	no.	yds	avg	long	blkd	tb	fc	50+	i20	md-att	long	blkd	no.	yds	avg	tb	ob	
11/18/2023	Montana St.	4	157	39.3	41	0	0	3	0	0	0-1	0	0	2	129	64.5	1	0	
12/02/2023	Delaware	4	107	26.8	39	1	1	1	0	1	0-0	0	0	6	256	42.7	0	0	
12/08/2023	Furman	12	461	38.4	53	0	1	2	2	0	0-0	0	0	5	290	58.0	3	0	
12/16/2023	North Dakota St.	5	198	39.6	45	0	0	0	0	1	3-3	38	0	4	259	64.8	3	0	
01/07/2024	vs South Dakota St.	6	232	38.7	54	0	0	2	1	6	1-1	32	0	6	290	48.3	0	0	
Opponents		83	3330	40.1	62	1	3	27	13	19	9-17	42	0	57	3213	56.4	28	1	
Montana		67	2672	39.9	60	1	2	29	6	26	18-27	49	3	85	5414	63.7	55	1	



2023-24 Montana Football  
By Quarter Statistics  
All games

Page 1/2  
as of Jan 09, 2024

### 3rd-Down Conversions

Date	Opponent		Score	Overall	1st Qtr	2nd Qtr	3rd Qtr	4th Qtr	Overtime
09/02/2023	Butler	W	35-20	6-15 40.0	0-3 0.0	2-5 40.0	2-3 66.7	2-4 50.0	0-0 0.0
09/09/2023	at Utah Tech	W	43-13	6-13 46.2	2-3 66.7	2-3 66.7	0-3 0.0	2-4 50.0	0-0 0.0
09/16/2023	Ferris St.	W	17-10	6-13 46.2	3-5 60.0	1-3 33.3	1-3 33.3	1-2 50.0	0-0 0.0
09/23/2023	at Northern Ariz.	L	14-28	2-12 16.7	0-2 0.0	1-3 33.3	1-2 50.0	0-5 0.0	0-0 0.0
09/30/2023	Idaho St.	W	28-20	5-12 41.7	2-3 66.7	1-5 20.0	1-1 100.0	1-3 33.3	0-0 0.0
10/07/2023	at UC Davis	W	31-23	9-19 47.4	3-4 75.0	3-5 60.0	2-5 40.0	1-5 20.0	0-0 0.0
10/14/2023	at Idaho	W	23-21	8-14 57.1	2-3 66.7	5-6 83.3	0-1 0.0	1-4 25.0	0-0 0.0
10/28/2023	Northern Colo.	W	40-0	7-15 46.7	2-5 40.0	2-5 40.0	1-3 33.3	2-2 100.0	0-0 0.0
11/04/2023	Sacramento St.	W	34-7	6-14 42.9	4-6 66.7	1-4 25.0	1-3 33.3	0-1 0.0	0-0 0.0
11/11/2023	at Portland St.	W	34-10	9-16 56.3	3-4 75.0	3-4 75.0	2-4 50.0	1-4 25.0	0-0 0.0
11/18/2023	Montana St.	W	37-7	7-14 50.0	3-3 100.0	1-4 25.0	3-4 75.0	0-3 0.0	0-0 0.0
12/02/2023	Delaware	W	49-19	6-14 42.9	3-5 60.0	2-3 66.7	1-3 33.3	0-3 0.0	0-0 0.0
12/08/2023	Furman	Wot1	35-28	4-17 23.5	2-5 40.0	2-5 40.0	0-3 0.0	0-4 0.0	0-0 0.0
12/16/2023	North Dakota St.	Wot2	31-29	6-15 40.0	2-3 66.7	1-2 50.0	2-6 33.3	1-4 25.0	0-0 0.0
01/07/2024	vs South Dakota St.	L	3-23	4-16 25.0	1-3 33.3	1-4 25.0	0-2 0.0	2-7 28.6	0-0 0.0
Montana				91-219 41.6	32-57 56.1	28-61 45.9	17-46 37.0	14-55 25.5	0-0 0.0
Opponents				63-216 29.2	14-45 31.1	14-57 24.6	16-51 31.4	19-62 30.6	0-1 0.0

### 4th-Down Conversions

Date	Opponent		Score	Overall	1st Qtr	2nd Qtr	3rd Qtr	4th Qtr	Overtime
09/02/2023	Butler	W	35-20	2-3 66.7	0-0 0.0	1-1 100.0	0-0 0.0	1-2 50.0	0-0 0.0
09/09/2023	at Utah Tech	W	43-13	0-0 0.0	0-0 0.0	0-0 0.0	0-0 0.0	0-0 0.0	0-0 0.0
09/16/2023	Ferris St.	W	17-10	0-0 0.0	0-0 0.0	0-0 0.0	0-0 0.0	0-0 0.0	0-0 0.0
09/23/2023	at Northern Ariz.	L	14-28	1-4 25.0	0-0 0.0	0-0 0.0	0-0 0.0	1-4 25.0	0-0 0.0
09/30/2023	Idaho St.	W	28-20	1-1 100.0	0-0 0.0	0-0 0.0	0-0 0.0	1-1 100.0	0-0 0.0
10/07/2023	at UC Davis	W	31-23	0-0 0.0	0-0 0.0	0-0 0.0	0-0 0.0	0-0 0.0	0-0 0.0
10/14/2023	at Idaho	W	23-21	0-1 0.0	0-0 0.0	0-0 0.0	0-0 0.0	0-1 0.0	0-0 0.0
10/28/2023	Northern Colo.	W	40-0	1-2 50.0	0-0 0.0	1-2 50.0	0-0 0.0	0-0 0.0	0-0 0.0
11/04/2023	Sacramento St.	W	34-7	1-3 33.3	0-0 0.0	1-2 50.0	0-0 0.0	0-1 0.0	0-0 0.0
11/11/2023	at Portland St.	W	34-10	2-2 100.0	1-1 100.0	0-0 0.0	0-0 0.0	1-1 100.0	0-0 0.0
11/18/2023	Montana St.	W	37-7	0-0 0.0	0-0 0.0	0-0 0.0	0-0 0.0	0-0 0.0	0-0 0.0
12/02/2023	Delaware	W	49-19	1-2 50.0	0-0 0.0	0-0 0.0	1-1 100.0	0-1 0.0	0-0 0.0
12/08/2023	Furman	Wot1	35-28	0-0 0.0	0-0 0.0	0-0 0.0	0-0 0.0	0-0 0.0	0-0 0.0
12/16/2023	North Dakota St.	Wot2	31-29	1-2 50.0	0-0 0.0	0-0 0.0	0-1 0.0	1-1 100.0	0-0 0.0
01/07/2024	vs South Dakota St.	L	3-23	2-5 40.0	1-1 100.0	0-1 0.0	0-0 0.0	1-3 33.3	0-0 0.0
Montana				12-25 48.0	2-2 100.0	3-6 50.0	1-2 50.0	6-15 40.0	0-0 0.0
Opponents				17-41 41.5	1-4 25.0	3-9 33.3	7-12 58.3	6-15 40.0	0-1 0.0

### Time of Possession

Date	Opponent		Score	Overall	1st Qtr	2nd Qtr	3rd Qtr	4th Qtr	Overtime
09/02/2023	Butler	W	35-20	31:15	05:00	09:53	04:49	11:33	00:00
09/09/2023	at Utah Tech	W	43-13	35:29	09:11	07:01	12:03	07:14	00:00
09/16/2023	Ferris St.	W	17-10	26:32	07:18	07:22	08:23	03:29	00:00
09/23/2023	at Northern Ariz.	L	14-28	24:33	05:04	07:52	05:00	06:37	00:00
09/30/2023	Idaho St.	W	28-20	34:54	06:55	09:20	06:49	11:50	00:00
10/07/2023	at UC Davis	W	31-23	30:14	08:10	07:05	06:22	08:37	00:00



2023-24 Montana Football  
By Quarter Statistics  
All games

Page 2/2  
as of Jan 09, 2024

Date	Opponent		Score	Overall	1st Qtr	2nd Qtr	3rd Qtr	4th Qtr	Overtime
10/14/2023	at Idaho	W	23-21	27:24	08:29	10:04	02:13	06:38	00:00
10/28/2023	Northern Colo.	W	40-0	35:16	08:40	11:17	06:30	08:49	00:00
11/04/2023	Sacramento St.	W	34-7	35:41	10:26	09:46	06:21	09:08	00:00
11/11/2023	at Portland St.	W	34-10	34:37	06:03	10:14	09:00	09:20	00:00
11/18/2023	Montana St.	W	37-7	34:44	09:02	08:32	09:14	07:56	00:00
12/02/2023	Delaware	W	49-19	26:36	08:18	08:00	04:40	05:38	00:00
12/08/2023	Furman	Wot1	35-28	31:17	04:51	13:11	08:36	04:39	00:00
12/16/2023	North Dakota St.	Wot2	31-29	31:34	01:52	12:58	04:13	12:31	00:00
01/07/2024	vs South Dakota St.	L	3-23	29:50	00:07	17:12	05:21	07:10	00:00
<b>Montana</b>			<b>Total</b>	<b>469:56</b>	<b>99:26</b>	<b>149:47</b>	<b>99:34</b>	<b>121:09</b>	<b>00:00</b>
			<b>Avg.</b>	<b>31:20</b>	<b>06:38</b>	<b>09:59</b>	<b>06:38</b>	<b>08:05</b>	<b>00:00</b>
<b>Opponents</b>			<b>Total</b>	<b>429:11</b>	<b>88:16</b>	<b>112:31</b>	<b>105:47</b>	<b>122:37</b>	<b>00:00</b>
			<b>Avg.</b>	<b>28:37</b>	<b>05:53</b>	<b>07:30</b>	<b>07:03</b>	<b>08:10</b>	<b>00:00</b>



2023-24 Montana Football  
Red-Zone Results  
All games

Page 1/1  
as of Jan 09, 2024

Montana Inside Opponent Red-Zone

				Times	Times	Total			Rush	Pass	FGs	Failed to score inside RZ				
Date	Opponent		Score	In RZ	Scored	Pts	TDs	TDs	TDs	Made	FGA	Down	Int	Fumb	Half	Game
09/02/2023	Butler	W	35-20	6	4	21	2	2	0	2	2	1	0	0	0	1
09/09/2023	at Utah Tech	W	43-13	5	4	28	4	3	1	0	1	0	0	0	0	0
09/16/2023	Ferris St.	W	17-10	2	2	14	2	2	0	0	0	0	0	0	0	0
09/23/2023	at Northern Ariz.	L	14-28	1	1	6	1	0	1	0	0	0	0	0	0	0
09/30/2023	Idaho St.	W	28-20	5	4	28	4	2	2	0	0	0	0	0	0	1
10/07/2023	at UC Davis	W	31-23	3	1	7	1	0	1	0	0	0	0	2	0	0
10/14/2023	at Idaho	W	23-21	2	1	7	1	1	0	0	0	0	0	0	0	1
10/28/2023	Northern Colo.	W	40-0	3	3	20	3	2	1	0	0	0	0	0	0	0
11/04/2023	Sacramento St.	W	34-7	5	4	27	4	3	1	0	0	0	1	0	0	0
11/11/2023	at Portland St.	W	34-10	5	5	31	4	4	0	1	1	0	0	0	0	0
11/18/2023	Montana St.	W	37-7	6	6	30	3	2	1	3	3	0	0	0	0	0
12/02/2023	Delaware	W	49-19	2	2	10	1	1	0	1	1	0	0	0	0	0
12/08/2023	Furman	W	35-28	3	3	17	2	1	1	1	1	0	0	0	0	0
12/16/2023	North Dakota St.	W	31-29	4	3	18	2	2	0	1	2	0	0	0	0	0
01/07/2024	vs South Dakota St.	L	3-23	2	1	3	0	0	0	1	1	1	0	0	0	0
	Totals 44 of 54 (81.5%)			54	44	267	34	25	9	10	12	2	1	2	0	3

Opponents Inside Montana Red-Zone

			Times	Times	Total		Rush	Pass	FGs	Failed to score inside RZ					
Date	Opponent	Score	In RZ	Scored	Pts	TDs	TDs	TDs	Made	FGA	Down	Int	Fumb	Half	Game
09/02/2023	Butler	W 35-20	1	1	3	0	0	0	1	1	0	0	0	0	0
09/09/2023	Utah Tech	W 43-13	1	1	7	1	0	1	0	0	0	0	0	0	0
09/16/2023	Ferris St.	W 17-10	5	2	10	1	0	1	1	2	2	0	0	0	0
09/23/2023	Northern Ariz.	L 14-28	2	2	14	2	2	0	0	0	0	0	0	0	0
09/30/2023	Idaho St.	W 28-20	3	2	13	2	0	2	0	1	0	0	0	0	0
10/07/2023	UC Davis	W 31-23	4	3	20	3	1	2	0	0	0	0	1	0	0
10/14/2023	Idaho	W 23-21	3	2	15	2	1	1	0	0	0	1	0	0	0
10/28/2023	Northern Colo.	W 40-0	0	0	0	0	0	0	0	0	0	0	0	0	0
11/04/2023	Sacramento St.	W 34-7	2	1	7	1	1	0	0	1	0	0	0	0	0
11/11/2023	Portland St.	W 34-10	1	1	3	0	0	0	1	1	0	0	0	0	0
11/18/2023	Montana St.	W 37-7	2	1	7	1	0	1	0	1	0	0	0	0	0
12/02/2023	Delaware	W 49-19	3	2	13	2	1	1	0	0	1	0	0	0	0
12/08/2023	Furman	W 35-28	3	3	21	3	2	1	0	0	0	0	0	0	0
12/16/2023	North Dakota St.	W 31-29	5	5	22	2	1	1	3	3	0	0	0	0	0
01/07/2024	South Dakota St.	L 3-23	3	3	17	2	2	0	1	1	0	0	0	0	0
	Totals 29 of 38 (76.3%)		38	29	172	22	11	11	7	11	3	1	1	0	0



# 2023-24 Montana Football Games Played All games

Page 1/2  
as of Jan 09, 2024

##	Player	GP-GS	Butler	UTTECH	FSU	NAU	ISU	UCD	UI	UNC	SacSt	PSU	MSU	UD	Furman	NDSU	SDSU
0	Kale Edwards	15/14	START	START	START	XXX	START	START	START	START	START	START	START	START	START	START	START
2	Ronald Jackson, Jr.	15/3	XXX	XXX	XXX	XXX	XXX	XXX	XXX	XXX	START	START	START	XXX	XXX	XXX	XXX
2	Drew Deck	11/1	...	XXX	...	...	XXX	START	XXX	XXX	XXX	XXX	XXX	XXX	...	XXX	XXX
3	Trajon Cotton	15/15	START	START	START	START	START	START	START	START	START	START	START	START	START	START	START
3	Nick Williams	1/0	...	XXX	...	...	...	...	...	...	...	...	...	...	...	...	...
4	Nash Fouch	15/14	START	START	START	START	START	START	START	START	START	START	START	START	START	XXX	START
4	Ryan Simpson	11/0	XXX	XXX	...	XXX	XXX	XXX	XXX	XXX	XXX	XXX	XXX	XXX	...	...	...
5	Garrett Graves	15/0	XXX	XXX	XXX	XXX	XXX	XXX	XXX	XXX	XXX	XXX	XXX	XXX	XXX	XXX	XXX
5	Junior Bergen	15/10	START	XXX	START	START	START	XXX	START	XXX	START	START	START	XXX	START	XXX	START
6	Keelan White	15/15	START	START	START	START	START	START	START	START	START	START	START	START	START	START	START
6	Lamar Campbell	2/0	...	XXX	...	...	...	...	...	...	XXX	...	...	...	...	...	...
7	Jelani Warren	10/0	...	...	XXX	...	XXX	XXX	XXX	...	XXX	XXX	XXX	XXX	XXX	XXX	...
7	Sam Vidlak	7/3	START	XXX	START	START	XXX	...	...	XXX	...	XXX	...	...	...	...	...
8	Corbin Walker	15/15	START	START	START	START	START	START	START	START	START	START	START	START	START	START	START
8	Keali'i Ah Yat	5/0	...	...	...	...	...	...	...	XXX	...	XXX	XXX	XXX	...	...	XXX
9	David Koppang	15/0	XXX	XXX	XXX	XXX	XXX	XXX	XXX	XXX	XXX	XXX	XXX	XXX	XXX	XXX	XXX
9	Sawyer Racanelli	15/2	START	XXX	XXX	XXX	XXX	XXX	XXX	XXX	XXX	START	XXX	XXX	XXX	XXX	XXX
10	TJ Rausch	15/0	XXX	XXX	XXX	XXX	XXX	XXX	XXX	XXX	XXX	XXX	XXX	XXX	XXX	XXX	XXX
10	Eli Gillman	15/14	START	START	START	START	START	START	START	XXX	START	START	START	START	START	START	START
11	Cole Grossman	0/0	...	...	...	...	...	...	...	...	...	...	...	...	...	...	...
11	Gabe Longin	2/0	...	XXX	XXX	...	...	...	...	...	...	...	...	...	...	...	...
12	Kris Brown	2/0	...	XXX	...	...	...	...	...	...	...	...	XXX	...	...	...	...
12	Elijah Brady	0/0	...	...	...	...	...	...	...	...	...	...	...	...	...	...	...
13	Ryder Meyer	15/15	START	START	START	START	START	START	START	START	START	START	START	START	START	START	START
13	Xavier Harris	15/1	XXX	XXX	XXX	XXX	XXX	XXX	XXX	XXX	XXX	XXX	XXX	XXX	XXX	START	XXX
14	Aaron Fontes	14/13	XXX	START	START	START	START	START	START	START	START	...	START	START	START	START	START
14	Robert Whitehead	0/0	...	...	...	...	...	...	...	...	...	...	...	...	...	...	...
16	Kaden Huot	0/0	...	...	...	...	...	...	...	...	...	...	...	...	...	...	...
16	Tanner Barbour	0/0	...	...	...	...	...	...	...	...	...	...	...	...	...	...	...
17	Clifton McDowell	15/12	XXX	START	XXX	XXX	START	START	START	START	START	START	START	START	START	START	START
17	Kade Boyd	0/0	...	...	...	...	...	...	...	...	...	...	...	...	...	...	...
18	Chase McGurran	0/0	...	...	...	...	...	...	...	...	...	...	...	...	...	...	...
18	Sam Alford	0/0	...	...	...	...	...	...	...	...	...	...	...	...	...	...	...
19	Padraig Lang	0/0	...	...	...	...	...	...	...	...	...	...	...	...	...	...	...
19	Gage Sliter	0/0	...	...	...	...	...	...	...	...	...	...	...	...	...	...	...
21	Iverson Young	2/0	...	XXX	...	...	...	...	...	...	...	XXX	...	...	...	...	...
23	Beau Dantic	0/0	...	...	...	...	...	...	...	...	...	...	...	...	...	...	...
24	Cameron Gurnsey	0/0	...	...	...	...	...	...	...	...	...	...	...	...	...	...	...
25	Jaxon Lee	15/1	XXX	XXX	XXX	XXX	XXX	XXX	XXX	XXX	XXX	XXX	XXX	XXX	XXX	START	XXX
26	Nick Ostmo	15/1	XXX	XXX	XXX	XXX	XXX	XXX	XXX	START	XXX	XXX	XXX	XXX	XXX	XXX	XXX
27	Trevin Gradney	13/12	START	START	START	START	START	START	START	START	...	...	XXX	START	START	START	START
27	Jordan Dever	0/0	...	...	...	...	...	...	...	...	...	...	...	...	...	...	...
28	Travis Benham	15/0	XXX	XXX	XXX	XXX	XXX	XXX	XXX	XXX	XXX	XXX	XXX	XXX	XXX	XXX	XXX
28	Isiah Childs	15/0	XXX	XXX	XXX	XXX	XXX	XXX	XXX	XXX	XXX	XXX	XXX	XXX	XXX	XXX	XXX
29	Tanner Huff	2/0	XXX	XXX	...	...	...	...	...	...	...	...	...	...	...	...	...
30	Colter Janacaro	0/0	...	...	...	...	...	...	...	...	...	...	...	...	...	...	...
31	Geno Leonard	0/0	...	...	...	...	...	...	...	...	...	...	...	...	...	...	...
32	Tyson Rostad	8/0	...	XXX	...	...	...	...	...	XXX	XXX	XXX	XXX	...	XXX	XXX	XXX
33	Carson Rostad	15/0	XXX	XXX	XXX	XXX	XXX	XXX	XXX	XXX	XXX	XXX	XXX	XXX	XXX	XXX	XXX
34	Asher Croy	1/0	...	...	...	...	...	...	...	...	XXX	...	...	...	...	...	...
35	Braxton Hill	15/15	START	START	START	START	START	START	START	START	START	START	START	START	START	START	START
37	Levi Janacaro	15/12	XXX	XXX	START	START	START	START	START	START	START	START	XXX	START	START	START	START
38	Marcus Evans	0/0	...	...	...	...	...	...	...	...	...	...	...	...	...	...	...
39	Jace Kluczewich	15/0	XXX	XXX	XXX	XXX	XXX	XXX	XXX	XXX	XXX	XXX	XXX	XXX	XXX	XXX	XXX
40	Cooper Barnum	15/0	XXX	XXX	XXX	XXX	XXX	XXX	XXX	XXX	XXX	XXX	XXX	XXX	XXX	XXX	XXX
41	Brayton Boyer	0/0	...	...	...	...	...	...	...	...	...	...	...	...	...	...	...
42	Riley Wilson	13/2	START	START	...	...	XXX	XXX	XXX	XXX	XXX	XXX	XXX	XXX	XXX	XXX	XXX
43	Grayson Pibal	15/0	XXX	XXX	XXX	XXX	XXX	XXX	XXX	XXX	XXX	XXX	XXX	XXX	XXX	XXX	XXX
44	Ryan Tirrell	15/7	START	START	START	XXX	START	START	XXX	XXX	XXX	START	START	XXX	XXX	XXX	XXX
45	Vincent Genatone	12/0	XXX	XXX	...	...	...	XXX	XXX	XXX	XXX	XXX	XXX	XXX	XXX	XXX	XXX





# 2023-24 Montana Football Games Played All games

Page 2/2  
as of Jan 09, 2024

##	Player	GP-GS	Butler	UTTECH	FSU	NAU	ISU	UCD	UI	UNC	SacSt	PSU	MSU	UD	Furman	NDSU	SDSU
46	Wyatt Wegener	0/0	...	...	...	...	...	...	...	...	...	...	...	...	...	...	...
47	Kellen Detrick	9/0	XXX	...	...	XXX	XXX	XXX	XXX	XXX	XXX	XXX	...	XXX	...	...	...
48	Hayden Harris	14/14	...	START	START	START	START	START	START	START	START	START	START	START	START	START	START
49	Cooper Walton	1/0	...	...	...	...	...	...	...	...	XXX	...	...	...	...	...	...
50	Erich Osteen	3/0	...	XXX	...	...	...	...	...	...	XXX	XXX	...	...	...	...	...
51	Austin Buehler	0/0	...	...	...	...	...	...	...	...	...	...	...	...	...	...	...
52	Cy Stevenson	0/0	...	...	...	...	...	...	...	...	...	...	...	...	...	...	...
53	Braunson Henriksen	0/0	...	...	...	...	...	...	...	...	...	...	...	...	...	...	...
54	Tyler Flink	15/9	XXX	XXX	XXX	START	XXX	XXX	START	START	START	XXX	START	START	START	START	START
55	Chris Walker	14/14	START	START	START	START	START	START	START	START	START	START	START	START	...	START	START
56	Garrett Hustedt	15/1	XXX	XXX	XXX	START	XXX	XXX	XXX	XXX	XXX	XXX	XXX	XXX	XXX	XXX	XXX
57	AJ Forbes	14/14	...	START	START	START	START	START	START	START	START	START	START	START	START	START	START
58	Clay Oven	0/0	...	...	...	...	...	...	...	...	...	...	...	...	...	...	...
59	Hayden Opitz	0/0	...	...	...	...	...	...	...	...	...	...	...	...	...	...	...
60	Dillon Botner	0/0	...	...	...	...	...	...	...	...	...	...	...	...	...	...	...
61	Hunter Mayginnnes	6/3	XXX	START	START	START	...	XXX	XXX	...	...	...	...	...	...	...	...
63	Dylan Cohen	0/0	...	...	...	...	...	...	...	...	...	...	...	...	...	...	...
64	Ethan Barney	0/0	...	...	...	...	...	...	...	...	...	...	...	...	...	...	...
66	Brandon Casey	14/14	...	START	START	START	START	START	START	START	START	START	START	START	START	START	START
69	Cannon Panfiloff	14/4	XXX	XXX	XXX	...	XXX	XXX	XXX	XXX	XXX	XXX	START	START	START	XXX	START
69	Noah Kaschmitter	2/0	...	...	...	...	...	XXX	XXX	...	...	...	...	...	...	...	...
72	Tate Templeton	0/0	...	...	...	...	...	...	...	...	...	...	...	...	...	...	...
73	Colin Dreis	3/0	...	XXX	...	...	...	...	...	...	...	XXX	...	XXX	...	...	...
74	Kukila Lincoln	5/0	...	XXX	...	...	XXX	...	...	XXX	...	XXX	...	XXX	...	...	...
75	Declan McCabe	13/1	XXX	XXX	XXX	...	XXX	XXX	XXX	...	XXX	XXX	XXX	XXX	START	XXX	XXX
76	Journey Grimsrud	14/14	...	START	START	START	START	START	START	START	START	START	START	START	START	START	START
77	Michael Ray	0/0	...	...	...	...	...	...	...	...	...	...	...	...	...	...	...
78	Lucas Freitas	7/0	...	...	...	...	XXX	...	...	XXX	...	...	XXX	XXX	XXX	XXX	XXX
79	Liam Brown	11/7	XXX	XXX	XXX	XXX	START	START	START	START	START	START	...	...	...	START	...
80	Brady Lang	1/0	...	...	...	...	...	...	...	XXX	...	...	...	...	...	...	...
81	Joseph Grezmak	0/0	...	...	...	...	...	...	...	...	...	...	...	...	...	...	...
82	Ian Finch	0/0	...	...	...	...	...	...	...	...	...	...	...	...	...	...	...
83	Nico Ramos	9/0	...	XXX	...	...	...	...	...	XXX	XXX	XXX	XXX	XXX	XXX	XXX	XXX
83	Drew Klumph	3/0	...	XXX	...	...	XXX	...	...	...	...	XXX	...	...	...	...	...
84	Evan Shafer	15/12	XXX	START	XXX	XXX	START	START	START	START	START	START	START	START	START	START	START
85	Micah Ashton	13/0	XXX	XXX	XXX	XXX	XXX	XXX	XXX	XXX	XXX	XXX	XXX	XXX	XXX	...	...
86	Joe Weida	0/0	...	...	...	...	...	...	...	...	...	...	...	...	...	...	...
87	Jake Olson	15/3	START	START	XXX	START	XXX	XXX	XXX	XXX	XXX	XXX	XXX	XXX	XXX	XXX	XXX
88	Erik Barker	15/3	XXX	XXX	START	XXX	XXX	XXX	XXX	START	XXX	XXX	XXX	START	XXX	XXX	XXX
89	Lucas Prendergrast	0/0	...	...	...	...	...	...	...	...	...	...	...	...	...	...	...
90	Jareb Ramos	4/0	XXX	...	XXX	XXX	...	...	XXX	...	...	...	...	...	...	...	...
92	Will Jenkins	0/0	...	...	...	...	...	...	...	...	...	...	...	...	...	...	...
93	Sloan McPherson	3/0	...	XXX	...	...	...	...	...	...	...	...	...	...	...	XXX	XXX
94	Brendan Murphy	0/0	...	...	...	...	...	...	...	...	...	...	...	...	...	...	...
95	Dylan Smith	1/0	...	XXX	...	...	...	...	...	...	...	...	...	...	...	...	...
96	Henry Nuce	3/0	...	...	...	...	...	...	...	...	...	...	...	...	XXX	XXX	XXX
97	Grant Glasgow	13/0	XXX	XXX	XXX	XXX	XXX	XXX	XXX	XXX	...	...	XXX	XXX	XXX	XXX	XXX
98	Matai Mata'afa	15/0	XXX	XXX	XXX	XXX	XXX	XXX	XXX	XXX	XXX	XXX	XXX	XXX	XXX	XXX	XXX
99	Alex Gubner	15/15	START	START	START	START	START	START	START	START	START	START	START	START	START	START	START



**2023-24 Montana Football**  
**Team Game Highs**  
**All games**

Page 1/1  
as of Jan 09, 2024

**Montana - Game Highs**

<b>RUSHES</b>	57	at Utah Tech (09/09/2023)
<b>YARDS RUSHING</b>	305	Sacramento St. (11/04/2023)
<b>YARDS PER RUSH</b>	6.1	Sacramento St. (11/04/2023)
<b>TD RUSHES</b>	4 4	at Portland St. (11/11/2023) at Utah Tech (09/09/2023)
<b>PASS ATTEMPTS</b>	46	vs South Dakota St. (N) (01/07/2024)
<b>PASS COMPLETIONS</b>	28	vs South Dakota St. (N) (01/07/2024)
<b>YARDS PASSING</b>	258	at Portland St. (11/11/2023)
<b>YARDS PER PASS</b>	11.0	Sacramento St. (11/04/2023)
<b>TD PASSES</b>	3	at UC Davis (10/07/2023)
<b>TOTAL PLAYS</b>	80	Northern Colo. (10/28/2023)
<b>TOTAL OFFENSE</b>	547	Sacramento St. (11/04/2023)
<b>YARDS PER PLAY</b>	7.6	Sacramento St. (11/04/2023)
<b>POINTS</b>	49	Delaware (12/02/2023)
<b>SACKS BY</b>	6 6	Northern Colo. (10/28/2023) at Idaho (10/14/2023)
<b>FIRST DOWNS</b>	28	at Portland St. (11/11/2023)
<b>PENALTIES</b>	9 9 9	at Portland St. (11/11/2023) Northern Colo. (10/28/2023) Idaho St. (09/30/2023)
<b>PENALTY YARDS</b>	100	Delaware (12/02/2023)
<b>TURNOVERS</b>	3	vs South Dakota St. (N) (01/07/2024)
<b>PUNTS</b>	9	Furman (12/08/2023)
<b>PUNTING AVG</b>	47.5	at Idaho (10/14/2023)
<b>LONG PUNT</b>	60	at Utah Tech (09/09/2023)
<b>PUNTS INSIDE 20</b>	3 3 3	North Dakota St. (12/16/2023) Furman (12/08/2023) at Utah Tech (09/09/2023)
<b>LONG PUNT RETURN</b>	59	Furman (12/08/2023)



**2023-24 Montana Football**  
**Opponent Match Highs**  
**All games**

Page 1/1  
as of Jan 09, 2024

**Opponent - Game Highs**

<b>RUSHES</b>	43	at Northern Ariz. (09/23/2023)
<b>YARDS RUSHING</b>	213	Montana St. (11/18/2023)
<b>YARDS PER RUSH</b>	6.1	Montana St. (11/18/2023)
<b>TD RUSHES</b>	3	Furman (12/08/2023)
<b>PASS ATTEMPTS</b>	49	at Utah Tech (09/09/2023)
<b>PASS COMPLETIONS</b>	31	at UC Davis (10/07/2023)
	31	Idaho St. (09/30/2023)
<b>YARDS PASSING</b>	359	at UC Davis (10/07/2023)
<b>YARDS PER PASS</b>	9.1	at Idaho (10/14/2023)
<b>TD PASSES</b>	3	Idaho St. (09/30/2023)
<b>TOTAL PLAYS</b>	80	Furman (12/08/2023)
<b>TOTAL OFFENSE</b>	435	at UC Davis (10/07/2023)
<b>YARDS PER PLAY</b>	6.6	vs South Dakota St. (N) (01/07/2024)
<b>POINTS</b>	29	North Dakota St. (12/16/2023)
<b>SACKS BY</b>	7	at Northern Ariz. (09/23/2023)
<b>FIRST DOWNS</b>	25	at Idaho (10/14/2023)
<b>PENALTIES</b>	15	Ferris St. (09/16/2023)
<b>PENALTY YARDS</b>	106	Ferris St. (09/16/2023)
<b>TURNOVERS</b>	4	at Utah Tech (09/09/2023)
<b>PUNTS</b>	12	Furman (12/08/2023)
<b>PUNTING AVG</b>	47.7	at UC Davis (10/07/2023)
<b>LONG PUNT</b>	62	Sacramento St. (11/04/2023)
<b>PUNTS INSIDE 20</b>	6	vs South Dakota St. (N) (01/07/2024)
<b>LONG PUNT RETURN</b>	14	Furman (12/08/2023)



2023-24 Montana Football  
Team Match Lows  
All games

Page 1/1  
as of Jan 09, 2024

Montana - Game Lows

RUSHES	24	at Northern Ariz. (09/23/2023)
YARDS RUSHING	18	at Northern Ariz. (09/23/2023)
YARDS PER RUSH	0.8	at Northern Ariz. (09/23/2023)
TD RUSHES	0	vs South Dakota St. (N) (01/07/2024)
PASS ATTEMPTS	15	Ferris St. (09/16/2023)
PASS COMPLETIONS	9	Ferris St. (09/16/2023)
YARDS PASSING	105	Ferris St. (09/16/2023)
YARDS PER PASS	4.6	vs South Dakota St. (N) (01/07/2024)
TD PASSES	0	vs South Dakota St. (N) (01/07/2024)
	0	at Portland St. (11/11/2023)
	0	Ferris St. (09/16/2023)
TOTAL PLAYS	56	Ferris St. (09/16/2023)
TOTAL OFFENSE	189	Ferris St. (09/16/2023)
YARDS PER PLAY	3.4	Ferris St. (09/16/2023)
POINTS	3	vs South Dakota St. (N) (01/07/2024)
SACKS BY	0	at UC Davis (10/07/2023)
FIRST DOWNS	12	at Northern Ariz. (09/23/2023)
PENALTIES	2	North Dakota St. (12/16/2023)
	2	at Idaho (10/14/2023)
PENALTY YARDS	15	at Idaho (10/14/2023)
INTERCEPTIONS BY	0	North Dakota St. (12/16/2023)
	0	at Portland St. (11/11/2023)
	0	Sacramento St. (11/04/2023)
	0	at UC Davis (10/07/2023)
PUNTS	2	at Idaho (10/14/2023)
PUNTING AVG	30.8	Idaho St. (09/30/2023)
LONG PUNT	37	Idaho St. (09/30/2023)
PUNTS INSIDE 20	1	vs South Dakota St. (N) (01/07/2024)
	1	Delaware (12/02/2023)
	1	at Idaho (10/14/2023)
	1	at UC Davis (10/07/2023)
	1	Idaho St. (09/30/2023)
	1	Ferris St. (09/16/2023)
	1	Butler (09/02/2023)
LONG PUNT RETURN	0	at Portland St. (11/11/2023)
	0	at Idaho (10/14/2023)
	0	Idaho St. (09/30/2023)





2023-24 Montana Football  
Opponent Match Lows  
All games

Page 1/1  
as of Jan 09, 2024

Opponent - Game Lows

RUSHES	13	Idaho St. (09/30/2023)
YARDS RUSHING	18	Northern Colo. (10/28/2023)
YARDS PER RUSH	0.6	Northern Colo. (10/28/2023)
TD RUSHES	0	Montana St. (11/18/2023)
	0	at Portland St. (11/11/2023)
	0	Northern Colo. (10/28/2023)
	0	Idaho St. (09/30/2023)
	0	Ferris St. (09/16/2023)
	0	at Utah Tech (09/09/2023)
	0	Butler (09/02/2023)
PASS ATTEMPTS	16	Montana St. (11/18/2023)
PASS COMPLETIONS	4	Montana St. (11/18/2023)
YARDS PASSING	67	Montana St. (11/18/2023)
YARDS PER PASS	3.1	Sacramento St. (11/04/2023)
TD PASSES	0	Sacramento St. (11/04/2023)
	0	Northern Colo. (10/28/2023)
TOTAL PLAYS	47	at Portland St. (11/11/2023)
TOTAL OFFENSE	94	Northern Colo. (10/28/2023)
YARDS PER PLAY	1.7	Northern Colo. (10/28/2023)
POINTS	0	Northern Colo. (10/28/2023)
SACKS BY	0	Delaware (12/02/2023)
FIRST DOWNS	7	Northern Colo. (10/28/2023)
PENALTIES	1	Northern Colo. (10/28/2023)
PENALTY YARDS	10	Northern Colo. (10/28/2023)
INTERCEPTIONS BY	0	North Dakota St. (12/16/2023)
	0	Montana St. (11/18/2023)
	0	at Portland St. (11/11/2023)
	0	at Idaho (10/14/2023)
	0	at UC Davis (10/07/2023)
	0	Idaho St. (09/30/2023)
	0	at Utah Tech (09/09/2023)
PUNTS	3	at Idaho (10/14/2023)
	3	Idaho St. (09/30/2023)
PUNTING AVG	26.8	Delaware (12/02/2023)
LONG PUNT	39	Delaware (12/02/2023)
PUNTS INSIDE 20	0	Furman (12/08/2023)
	0	Montana St. (11/18/2023)
	0	at Northern Ariz. (09/23/2023)
	0	Ferris St. (09/16/2023)
	0	Butler (09/02/2023)
LONG PUNT RETURN	0	vs South Dakota St. (N) (01/07/2024)
	0	North Dakota St. (12/16/2023)
	0	at Portland St. (11/11/2023)
	0	Sacramento St. (11/04/2023)
	0	Northern Colo. (10/28/2023)
	0	at UC Davis (10/07/2023)
	0	Idaho St. (09/30/2023)
	0	at Utah Tech (09/09/2023)



**2023-24 Montana Football**  
**Individual Game Highs**  
**All games**

Page 1/1  
as of Jan 09, 2024

**Montana - Individual Game Highs**

<b>RUSHES</b>	21	Clifton McDowell vs Furman (12/08/2023)
<b>YARDS RUSHING</b>	119	Eli Gillman vs Butler (09/02/2023)
<b>TD RUSHES</b>	3	Clifton McDowell at Portland St. (11/11/2023)
<b>LONG RUSH</b>	85	Eli Gillman at UC Davis (10/07/2023)
<b>PASS ATTEMPTS</b>	39	Clifton McDowell vs South Dakota St. (N) (01/07/2024)
<b>PASS COMPLETIONS</b>	23	Sam Vidlak at Northern Ariz. (09/23/2023)
<b>YARDS PASSING</b>	243	Clifton McDowell at UC Davis (10/07/2023)
<b>TD PASSES</b>	3	Clifton McDowell at UC Davis (10/07/2023)
<b>LONG PASS</b>	97	Clifton McDowell vs Sacramento St. (11/04/2023)
<b>RECEPTIONS</b>	9	Keelan White at Northern Ariz. (09/23/2023)
<b>YARDS RECEIVING</b>	118	Junior Bergen at Idaho (10/14/2023)
<b>TD RECEPTIONS</b>	2	Aaron Fontes at UC Davis (10/07/2023)
<b>LONG RECEPTION</b>	97	Keelan White vs Sacramento St. (11/04/2023)
<b>PUNTS</b>	9	Travis Benham vs Furman (12/08/2023)
<b>PUNTING AVG</b>	47.5	Travis Benham at Idaho (10/14/2023)
<b>LONG PUNT</b>	60	Travis Benham at Utah Tech (09/09/2023)
<b>PUNTS INSIDE 20</b>	3	Travis Benham vs North Dakota St. (12/16/2023)
	3	Travis Benham vs Furman (12/08/2023)
	3	Travis Benham at Utah Tech (09/09/2023)
<b>LONG PUNT RETURN</b>	59	Junior Bergen vs Furman (12/08/2023)
<b>LONG KICKOFF RETURN</b>	99	Junior Bergen vs Furman (12/08/2023)
<b>TACKLES</b>	15	Braxton Hill vs Ferris St. (09/16/2023)
<b>SACKS</b>	3	Riley Wilson vs Northern Colo. (10/28/2023)
<b>TACKLES FOR LOSS</b>	4	Riley Wilson vs Northern Colo. (10/28/2023)



**2023-24 Montana Football**  
**Opponent Individual Match Highs**  
**All games**

Page 1/1  
as of Jan 09, 2024

**Opponent - Individual Game Highs**

<b>RUSHES</b>	19	Devon Starling at Northern Ariz. (09/23/2023)
<b>YARDS RUSHING</b>	108	Tommy Mellott vs Montana St. (11/18/2023)
<b>TD RUSHES</b>	2	Dominic Roberto vs Furman (12/08/2023)
<b>LONG RUSH</b>	53	Tyler Huff vs Furman (12/08/2023)
<b>PASS ATTEMPTS</b>	47	Tyler Huff vs Furman (12/08/2023)
	47	Jordan Cooke vs Idaho St. (09/30/2023)
<b>PASS COMPLETIONS</b>	31	Miles Hastings at UC Davis (10/07/2023)
	31	Jordan Cooke vs Idaho St. (09/30/2023)
<b>YARDS PASSING</b>	359	Miles Hastings at UC Davis (10/07/2023)
<b>TD PASSES</b>	3	Jordan Cooke vs Idaho St. (09/30/2023)
<b>LONG PASS</b>	70	Tyler Huff vs Furman (12/08/2023)
<b>RECEPTIONS</b>	11	Hayden Hatten at Idaho (10/14/2023)
<b>YARDS RECEIVING</b>	142	Jermaine Braddock at Portland St. (11/11/2023)
<b>TD RECEPTIONS</b>	2	Chandler Harvin vs Delaware (12/02/2023)
	2	Hayden Hatten at Idaho (10/14/2023)
	2	Chedon James vs Idaho St. (09/30/2023)
<b>LONG RECEPTION</b>	70	Colton Hinton vs Furman (12/08/2023)
<b>FIELD GOALS</b>	3	Griffin Crosa vs North Dakota St. (12/16/2023)
<b>LONG FIELD GOALS</b>	42	Hunter Ridley at UC Davis (10/07/2023)
<b>PUNTS</b>	12	Ryan Leavy vs Furman (12/08/2023)
<b>PUNTING AVG</b>	47.7	Justin Dwinell at UC Davis (10/07/2023)
<b>LONG PUNT</b>	62	Cal McGough vs Sacramento St. (11/04/2023)
<b>PUNTS INSIDE 20</b>	5	Hunter Dustman vs South Dakota St. (N) (01/07/2024)
<b>LONG PUNT RETURN</b>	14	Joshua Harris vs Furman (12/08/2023)
<b>LONG KICKOFF RETURN</b>	41	Devyn Perkins at Utah Tech (09/09/2023)
<b>TACKLES</b>	17	Rex Connors at UC Davis (10/07/2023)
<b>SACKS</b>	4	Eloi Kwete at Northern Ariz. (09/23/2023)
<b>TACKLES FOR LOSS</b>	4.5	Eloi Kwete at Northern Ariz. (09/23/2023)
<b>INTERCEPTIONS</b>	1	Dalys Beantum vs South Dakota St. (N) (01/07/2024)
	1	Micah Robinson vs Furman (12/08/2023)
	1	Tyron Herring vs Delaware (12/02/2023)
	1	Kylen Ross vs Sacramento St. (11/04/2023)
	1	Nathaniel Gillis vs Northern Colo. (10/28/2023)
	1	Alex McLaughlin at Northern Ariz. (09/23/2023)
	1	Shon Stephens vs Ferris St. (09/16/2023)
	1	Lucas Kozlowski vs Butler (09/02/2023)
	1	Devaon Holman vs Butler (09/02/2023)