



# MONTANA FOOTBALL



UNIVERSITY OF MONTANA - NATIONAL CHAMPIONS 1995, 2001 - 19 BIG SKY CHAMPIONSHIPS



## GAME 13 - FIRST ROUND, FCS PLAYOFFS

Tennessee State (9-3, 6-2 OVC) @ #14 Montana (8-4, 5-3 BSC)

Saturday, Nov. 30, 2024 - Washington-Grizzly Stadium (25,217)

Missoula, Mont. - 8:15 PM (MT)

TV: ESPN 2

Web Stream: ESPN+

Radio: Grizzly Radio Network

Live Media Stats: GrizStats.com // Live Twitter feed: @MontanaGrizFB

### QUICK SNAPS

- Montana returns for the program's 125th year of football in 2024 as the defending Big Sky Champion after winning its 19th league title and advancing to the FCS Championship game for the 8th time in school history in 2023.
- The Griz return a robust 16 starters (11 offense, 5 defense) from last season's championship team, with the offensive line alone returning 71 combined starts and the defense combining for 53 total starts.
- UM returns six All-Big Sky honorees that won a combined eight awards last year, led by Junior Bergen (WR/PR) and Eli Gillman, a second-team RB and the FCS/Big Sky Freshman of the Year.
- The Griz are led by head coach Bobby Hauck, the winningest coach of all time in the Big Sky Conference who entered the season with 129 wins at Montana.
- Montana holds the FCS record for most D-I playoff appearances (1-AA/FCS), now with 28.

### "SECOND SEASON" STARTS FOR GRIZ AS MONTANA HOSTS TENNESSEE STATE

The second season start now for the Montana Grizzlies as 24 teams from around the nation begin anew at 0-0 in the 2024 edition of the FCS playoffs.

Montana enters the postseason for a record 28th time on Saturday night, under the lights in Washington-Grizzly Stadium as the Griz host Tennessee State in a first-time meeting in the opening round of the tournament.

On the heels of 2023's magical championship run, the Griz enter the 2024 postseason perhaps not where they wanted to be at 8-4. But as an old lottery commercial once said, "you gotta be in it to win it," and all Montana needs is a shot.

Griz fans will remember back to one of the most memorable games in program history with Montana defeated North Dakota State on a foggy December night in Washington-Grizzly Stadium in the FCS Semifinal.

Well, that year the Bison entered the playoffs in virtually the same situation as this year's Griz, sitting at 8-3 and outside of a top seed, faced with hosting Drake in the first round of the tournament. Not a position they were used to being in. But playoff football is all about catching fire at the right time, and NDSU rattled off three-straight wins, including two road wins in Bozeman and Vermillion to earn a trip to Missoula, where they were a two-point conversion away from earning a third-straight road win. They got in, and dang-near won the thing.

But that was then, and this is now. Montana returns to action this week, licking its wounds from a rivalry loss, but still with everything to play for as the Tigers (9-3) come to Missoula looking for an upset.

The Griz have history on their side and one of the winningest coaches in playoff history on their sideline (more on both those points later), not to mention a team thirsty to put together a complete for perhaps the first time this season. What better time to do it than when the eyes of the nation are fix on Missoula.

Kickoff is set for 8:15 p.m. on Saturday. Tickets cost \$35 for the general public and are free to UM students.

**WATCH:** The eyes of the nation descend on Washington-Grizzly Stadium again this week, with "The Deuce" - ESPN 2 - broadcasting the game to millions of households around the country. It marks the second time this season the Griz have played on ESPN 2. It is also the only game in the first two rounds of the FCS Playoffs to be shown nationwide on an ESPN linear network. A nationwide stream of the game is also available on ESPN+.

Roxy Bernstein, a long-time multi-sport broadcaster and former broadcast partner of legendary Griz basketball coach Mike Montgomery, will have the play-by-play call of the game. Former NFL quarterback Jay Walker will serve as analyst.

**LISTEN:** "Voice of the Griz" Riley Corcoran is in his ninth season behind the mic at Montana and will bring you all the Grizzly action over the airwaves on the Grizzly Sports Radio Network and its fourteen affiliate stations around the state.

### 2024 SCHEDULE / RESULTS

(8-4 Overall, 5-3 Big Sky, 5-2 Home, 3-2 Away)

Date	Opponent	Time (MT)
8.31	Missouri State	W, 29-24
9.7	@ #20 North Dakota	L, 24-27
9.14	Morehead State	W, 59-2
9.21	#24 Western Carolina	W, 46-35
9.28	@ Eastern Washington*	W, 52-49
10.5	Weber State*	L, 48-55 (OT)
10.12	#24 Northern Arizona*^	W, 31-20
	OPEN	
10.26	@ Northern Colorado*	W, 24-0
11.2	@ Cal Poly*	W, 42-7
11.9	#4 UC Davis*	L, 14-30
11.16	Portland State*	W, 28-17
11.23	@ #2 Montana State*	L, 34-11
11.30	#19 Tennessee State*	8:15 PM

^= Homecoming - \*= Big Sky Game - Home Games in **BOLD** - \$=FCS Playoffs

### GRIZ FOOTBALL FACTS

Big Sky Titles* (19)	1969, 1970, 1982, 1993, 1995,
*Includes shared titles	1996, 1998, 1999, 2000, 2001
	2002, 2003, 2004, 2005, 2006, 2007, 2008, 2009, 2023
NCAA/FCS Playoff Appearances	28 (FCS Record)
NCAA/FCS Championships (2)	1995, 2001
NCAA/FCS Championship Appearances (8)	1995, 1996,
	2000, 2001, 2004, 2008, 2009, 2023
FCS Postseason Record	38-25 (.603), 35-7 at Home (.829)
All-time WGS Stadium Record	235-37 (.864)
All-Time Record	645-516-26 (.555)
Big Sky Record	272-145-1 (.650)
Head Coach	Bobby Hauck (Montana, 1988)
Record at Montana (2018-2024)	57-23, 32-16 BSC
Record at Montana (2003-2009)	80-17, 47-6 BSC
Overall at Montana ('03-09, '18-'24)	137-40, 79-22 BSC
Overall Record (Years)	152-89, 90-50 Conf. (16)

### MONTANA QUICK FACTS

Location:	Missoula, Mont.
Enrollment:	10,811 (Fall '24)
Founded:	Feb. 17, 1893
Nickname:	Grizzlies, Griz
School Colors:	Copper, Silver, Gold
Spirit Colors:	Maroon (PMS 209) and Silver (PMS 8 C)
Stadium/Capacity:	Washington-Grizzly Stadium / 25,217
Playing Surface:	Field Turf - Revolution 360 with CoolPlay
President:	Seth Bodnar
Athletic Director:	Kent Haslam
Football Sports Information Director:	Eric Taber
	Office: (406) 243-5402 Cell: (646) 287-7492
	Email: eric.taber@mso.umt.edu
	Website: GoGriz.com
	Twitter: @UMGRIZZLIES_FB
	Website: GoGriz.com



## 2024 QUICK STATS COMPARISON

TEAM STATISTICS	MONTANA	Opp.	Tenn. St.	Opp.
Scoring				
Points	408	300	321	274
Points Per Game	34	25	26.75	22.83
First Downs				
Total	270	244	219	221
Rushing	129	101	80	96
Passing	123	108	118	104
Penalties				
Penalties	18	35	21	21
Rushing				
Yards	2412	1843	1341	1670
Yards Gained	2675	1843	1584	1670
Yards Lost	263	251	243	366
Attempts	431	457	378	426
AVG/Attempt	5.6	4.0	3.5	3.9
AVG/Game	201.0	153.6	111.8	139.2
TDs	33	16	15	15
Passing				
Yards	2665	2495	2747	2349
ATT-CMP-INT	403- 248- 6	351- 195- 12	381- 230- 7	374- 199- 9
AVG/Pass	6.61	7.11	7.21	6.28
AVG/Catch	10.75	12.79	11.94	11.80
AVG/Game	222.1	207.9	228.9	195.8
TDs	19	18	22	17
Returns				
Kick: ATT-YDs	32- 706	41- 969	29- 777	42- 1013
Kick: AVG	22.1	23.6	26.8	24.1
Punt: ATT-YDs	15 216	16 103	19 172	24 246
Punt: AVG	14.4	6.4	9.1	10.3
INT: ATT-YDs	12 90	6 15	9 159	7 110
INT: AVG	7.5	2.5	17.7	15.7
Kicking				
Punt: YDs	47 1988	52 2170	61 2378	64 2578
Punt: AVG	42.3	41.7	39.0	40.3
FGM-FGA	12 17	15 19	10 19	11 16
Miscellaneous				
Fumbles-Lost	10- 4	12- 5	15- 8	22- 10
Penalties: Num-YDs	79- 766	77- 648	73- 656	90- 723
Penalties: AVG/Game	63.8	54.0	54.7	60.3
Time of Possession	355:25	364:23	359:10	356:09
3rd-Down Conversions	154	157	160	173
4th-Down Conversions	25	18	13	26
Sacks-Yards	22 154	24 149	28 215	23 145
TDs	53	36	42	34

Montana Leaders	Team Leader	Value	PG
APY	Eli Gillman	1,132	94.33
FGM	Ty Morrison	12	1.00
Int	Jace Kluczewich	4	0.40
Pass Eff	Logan Fife	144.74	12.06
Points	Eli Gillman	90	7.50
Punt Avg	Ty Morrison	496.1	41.34
Punt Ret Yds	Junior Bergen	134	12.18
Rec	Keelan White	50	4.55
Receiving Yards	Keelan White	548	49.82
Rush Net Yards	Eli Gillman	956	79.67
Sacks	Hayden Harris	7.5	0.63
Tackles	Ryan Tirrell	99	8.25
Tot Off	Logan Fife	1,894	157.83

TSU Leaders	Team Leader	Value	PG
APY	CJ Evans	1,202	100.17
FGM	James Lowery	10	0.83
Int	Tyler Jones	4	0.36
Pass Eff	Draylen Ellis	137.28	11.44
Points	James Lowery	69	5.75
Punt Avg	Mark Shenouda	315.7	39.46
Punt Ret Yds	CJ Evans	121	10.08
Rec	Karate Brenson	60	5.00
Receiving Yards	Karate Brenson	884	73.67
Rush Net Yards	Jaden McGill	502	41.83
Sacks	Keandre Booker	6.5	0.54
Tackles	Ahmad Nelson	93	7.75
Tot Off	Draylen Ellis	2,867	238.92

"Grizzly Gameday" starts two hours before kickoff each Saturday with the official pregame radio show with Ace Sauerwein, former Grizzly Sammy Akem, and Denny Bedard before Corcoran and longtime color commentator Greg Sundberg take over 30 minutes to kickoff. Fans can watch the pregame show live on stage at the GSA tailgate party.

Griz fans outside the radio footprint can stream all of Montana's broadcasts on their mobile device LIVE and FREE of charge on the Varsity Network App and GoGriz.com/Listen.

FAMILIAR FACES: Football fans, especially those of the mid '90s to early '00s vintage, will be very familiar with TSU head coach Eddie George, who won the Heisman Trophy at Ohio State in 1995 as a running back before going on to be the NFL Rookie of the Year the following season with the Houston Oilers, who moved to Nashville in 1997. He started every game for the Titans through 2003, made the Pro Bowl four consecutive years, and helped lead them to an appearance in the 2000 Super Bowl. George returned to Nashville to coach Tennessee State in 2021.

Likely more familiar to Griz fans, however, is TSU defensive coordinator Brandon Fisher, who was a two-year starter for the Grizzlies at outside linebacker from 2006-2009 during Hauck's first term. Fisher appeared in 53 games as a four-year letterman and racked up 169 career tackles, 8.5 TFLs, and 10 pass breakups for the Griz, helping lead the team to a pair of FCS Championship games.

After graduating from Montana with a degree in business administration, Fisher started coaching under his dad Jeff Fisher, at the time the Tennessee Titan's head coach. He's since coached for the Detroit Lions, St. Louis Rams, and in the college ranks at Southern Utah and Auburn.

THE GAME: Montana is set to make a record 28th all-time appearance in the NCAA D-I postseason (1-AA/FCS) on Saturday and will play in the first round of the tournament for the 23rd time overall and for just the fourth time in the last decade.

The Griz have won four of their last six games and finished the year with two uncharacteristic losses at home this season at 5-2 in Missoula.

Here's a mouthful of Tiger bites to get you primed for the opponent.

- Tennessee State heads to Missoula ranked No. 19 in the latest FCS coaches poll and No. 21 in the latest FCS media poll, coming off a 28-21 win over then-No. 12 SEMO.

- TSU was named the Stats Perform HBCU+ National Team of the Week on Monday. The Tigers earned a share of the Big South-OVC Football Association championship – their first conference title since 1999. The two-time HBCU+ Team of the Week never trailed in the win, with Draylen Ellis accounting for 278 yards of total offense and three touchdowns. Freshman linebacker Sanders Ellis had eight tackles (two solos) and two pass breakups, while defensive end Keandre Booker scored on a 22-yard fumble recovery.

- Eddie George was named a finalist for the 2024 Eddie Robinson FCS Coach of the Year Award on Monday after leading the Tigers to a share of their first conference title since 1999 and first playoff bid since 2013 in his 4th season at TSU with a 9-3 overall record. He's one of 15 finalists for the award. Big Sky coaches Tim Plough (UC Davis) and Brent Vigen (MSU) were also named finalists. Bobby Hauck was a finalist in 2023. George was also named the Big South/OVC Coach of the Year on Tuesday.

- Tiger defensive back Jalen McLendon, a 6-0, 180-pound junior, was named one of 35 finalists for the Buck Buchanan Award on Tuesday. McLendon has logged 53 tackles (45 solo) this season, with 12 pass breakups, 1 INT, and 1 TFL.

- Eddie George's son Eriq George is also one of TSU's top defenders this year. The sophomore D-linebacker has 49 total tackles, a team-high 12 TFLs, and 5.5 sacks.

POSTSEASON PARTICULARS: Montana enters Saturday's game with a 38-25 (.603) overall playoff record, and an incredible 35-7 (.833) record in playoff games at Washington-Grizzly Stadium. Bobby Hauck is 17-11 in the postseason during his 13 years at Montana.

- Montana enters the postseason as the second-winningest FCS team of the 20th century, holding a 234-80 record since the year 2000. Only NDSU has more wins in that time, with 235 victories since 2004. Eastern Washington has the second-most wins among Big Sky foes in that time frame with 189, and Montana State has the third-most with 182. South Dakota State, who the Griz could face next week with a win on Saturday, also has 182.

- Montana has played five nationally ranked teams at the time of the game this season, and No. 19/21 TSU will be the fifth. Since week one, Missouri State also finished its season at No. 21 in the coaches poll with an 8-4 record, giving the Griz six ranked opponents this year. UM is 3-3 against those six ranked teams. Overall, Montana capped the regular season at 4-2 against teams who finished with a winning record, with the only two losses to UC Davis and MSU.

THE SERIES: While Saturday's game marks the first meeting between Montana and Tennessee State, the Griz do have a short history of playing against other Historically Black Colleges and Universities (HBCUs). This will be only the fourth all-time meeting against an HBCU for Montana, and the first for a Bobby Hauck-led Griz team.

The last meeting between UM and an HBCU was in 2017 when the Griz hosted Savannah State in a nonconference game – a 56-3 win for Montana. UM played another HBCU the year prior in 2016 when Mississippi Valley State came to Missoula in the nonconference portion of the schedule – a 67-7 win for the Griz. The first time UM played an HBCU was in the then-1-AA playoffs in 1989 when Jackson State visited Missoula, with the Griz taking a 48-7 win.

The Griz have won those three previous games by a combined score of 171-17.

///GRIZ TRACKS///

GRIZ IN THE POLLS: Montana slipped to lucky No. 13 in both the FCS media and coaches polls this week and received the No. 14 seed in the postseason from the FCS Playoff Committee. The Griz are the top-ranked 8-4 team in the country. Tennessee State comes to Missoula ranked No. 19 in the coaches poll and No. 21 in the media poll at 9-3 on the year, and were an at-large team in the playoffs.

This week's FCS polls will be the last until the end of the season, following the FCS championship game on Monday, Jan. 6, 2025, at Toyota Stadium in Frisco, Texas.

RECORD WATCH: Montana's two-headed monster of a rushing attack led by Eli Gillman and Nick Ostmo, has continued to produce at a record pace – one of UM's longest-standing records at that.

- With 2,412 yards rushing on 431 attempts, the Griz are averaging the second-most yards per carry in the Big Sky again this week at 5.59 per tote after a slow day rushing at MSU. That's still on pace to break a long-standing school record of 5.56 yards per carry, set all the way back in 1954 (2,114 yards on 380 attempts).

- Gillman, at one point in the season one of the top two rushers per carry in all D-I football, is still one of the tops in the FCS, this week ranked fifth in the subdivision in yards per carry with 6.98. The sophomore led UM at MSU in rushing with 35 net yards and the only TD of the day for the Griz on 10 carries. With that TD, he moved up Montana's record books and is inching closer to becoming one of the top rushers in program history.

Now with 1989 career rushing yards, Gillman passed Peter Nguyen's career total last week to move to No. 9 in Griz history in total rushing. He enters the playoffs needing just 11 more rush yards to hit the 2,000 mark. Only seven other Grizzlies in program history have rushed for 2,000 yards in their careers.

He also now has 956 rush yards this season and needs just 13 more to pass his 2023 total of 968, and 44 more to hit the 1,000 mark. Only 13 other Grizzlies have rushed for 1,000+ yards in a season, and Gillman would be the first to do it since 2019 when Marcus Knight (who recently signed with the Bay Area indoor football team) ran for 1,030, and Jordan Canada before him who ran for 1,207 in 2014.

- Gillman's TD at MSU has tied him with Ostmo and three other Grizzly greats at No. 8 on UM's career total touchdowns list, with both entering the playoffs with 28 to their name. That total of 28 is tied with Hall of Famer Joe Douglass, Shalon



# WHERE TO WATCH

For a complete channel guide plus links to MTN's channel finder, visit [GoGriz.com/Wheretowatch](http://GoGriz.com/Wheretowatch).

**8.31 Missouri St**  
**TV:** KPAX / KTVQ / KBZK / KXLF / KRTV / KXLH  
**Stream:** ESPN+<sup>5</sup>

**9.7 @ North Dakota**  
**TV:** MTN Network Statewide / MidCo  
**Stream:** ESPN+<sup>5</sup>

**9.14 Morehead State**  
**TV:** MTN Network Statewide  
**Stream:** ESPN+<sup>5</sup>

**9.21 Western Carolina**  
**TV:** MTN Network Statewide  
**Stream:** ESPN+<sup>5</sup>

**9.28 @ Eastern Washington**  
**TV:** KPAX / KTVQ / KBZK / KXLF / KRTV / KXLH  
**Stream:** ESPN+<sup>5</sup>

**10.5 Weber State**  
**TV:** KPAX / MTN Network Statewide  
**Stream:** ESPN+<sup>5</sup>

**10.12 Northern Arizona**  
**TV:** MTN Network Statewide  
**Stream:** ESPN+<sup>5</sup>

**10.26 @ Northern Colorado**  
**TV:** MTN Network Statewide / KTGF / KTVH  
**Stream:** ESPN+<sup>5</sup>

**11.2 @ Cal Poly**  
**TV:** KPAX / KTVQ / KBZK / KXLF / KRTV / KXLH  
**Stream:** ESPN+<sup>5</sup>

**11.9 UC Davis**  
**TV:** ESPN2  
**Stream:** ESPN App<sup>5</sup>

**11.16 Portland State**  
**TV:** MTN Network Statewide  
**Stream:** ESPN+<sup>5</sup>

**11.23 @ Montana State**  
**TV:** KPAX / KTVQ / KBZK / KXLF / KRTV / KXLH  
**Stream:** ESPN+<sup>5</sup>

**11.30 Tennessee State**  
**TV:** ESPN2  
**Stream:** ESPN App<sup>5</sup>



The Montana Grizzly Sports Network is your radio home for Griz football action across the state of Montana. Tune in on game day hear the Griz LIVE all season long, featuring the "Voice of the Griz", Riley Corcoran and Greg Sundberg.

Also tune in to the Bobby Hauck Radio Show, your weekly look inside the Grizzly huddle LIVE from The Den in Missoula every Wednesday at 7 p.m.

City	Call Letters	Frequency
Missoula*	KGVO	1290 AM
Billings	KGVO	98.3 FM
Butte	KBLG	910 AM
Boulder	KBLG	105.5 FM
Phillipsburg	KOPR	94.1 FM
Glasgow* <sup>A</sup>	KOPR	106.7 FM
Glendive	KOPR	105.5 FM
Great Falls*	KLTZ	1240 AM
Helena	KLTZ	102.5 FM
Kalispell*	KXGN	1400 AM
Lewistown*	KXGN	103.1 FM
Plentywood	KXGF	1400 AM
Ronan*	KXGF	98.3 FM
Shelby	KMTX	105.3 HD2
	KOFI	1180 AM
	KOFI	104.3 FM
	KXLO	1230 AM
	KXLO	106.9 FM
	KATQ	1070 AM
	KATQ	107.1 FM
	KERR	93.9 FM
	KZIN	96.7 FM

## GRIZ FOOTBALL 2024

Baker, the touchdown maker, and Jody Farmer. Both will now need one more TD to tie Sammy Akem's career total of 29 and five more to tie Marc Mariani's career total of 33.

Both have also scored 168 career points as Grizzlies, a combined 336 points between them. For context, Montana, as a team, has scored a total of 408 points this season, while opponents have scored just 300 against UM.

**HAUCK HISTORY:** Bobby Hauck is seeking his 18th career playoff win on Saturday against Tennessee State and will be making his 12th appearance in the FCS playoffs as Montana's head coach.

\* A win for the Griz would make Hauck the winningest active coach in FCS postseason history, passing UNI's Mark Farley (who also has 17 wins but is not participating in this year's tournament). A win would also tie Hauck with former NDSU head man Chris Kleiman (who went 18-1 in five postseason appearances) and SDSU's John Stiegelmeier who retired at 18-11 in the postseason after winning a national title.

Legendary Youngstown State coach Jim Tressel holds the record for most 1-AA/FCS postseason wins with 23, making Hauck 7 playoff wins away from becoming the winningest overall coach in the history of the tournament.

### Winningest Coaches in 1-AA/FCS Postseason History

Coach	Team	W	L
Jim Tressel	Youngstown St.	23	6
Jerry Moore	Appalachian St.	22	15
John Stiegelmeier	South Dakota St.	18	11
Chris Kleiman	North Dakota St.	18	1
Bobby Hauck*	Montana	17	11
Mark Farley*	Northern Iowa	17	13
Erk Russell	Georgia Southern	16	2
Roy Kidd	Eastern Kentucky	16	15
Matt Entz	North Dakota St.	15	3
Jim Donnan	Marshall	15	4

\* = Active

\* Hauck also finishes the 2024 regular season with 137 career wins at Montana. He's now the No. 4 winningest active head coach in the FCS today.

### Most Career Wins as an FCS Head Coach (active)

Wins	Coach	Team	Seasons
188	Kevin Callahan	Monmouth	31
183	Mark Farley	UNI	23
151	Greg Gattuso	Albany	22
137	Bobby Hauck	Montana	13
127	Danny Rocco	VMI	17

\* With the loss at MSU last week, Hauck finishes the 2024 regular season with 79 career wins in Big Sky Conference play – the second most in league history. He will enter the 2025 season needing 7 more league wins to pass Jerome Souers' total of 85 at NAU to become both the winningest overall coach and winningest coach in league play in Big Sky history.

Hauck also enters the postseason with an incredible .774 winning percentage as Montana's head coach. Last week's loss at MSU was just his 40th in 177 contests with the Grizzlies, carrying a 137-40 record in 13 seasons. Including his time at UNLV, Hauck recently celebrated his 150th career victory overall, and currently holds a 152-89 (.631) record as a college football head coach.

**BERGEN BITES:** Junior Bergen is also etching his name all over Montana's record books. Not only is he also among Montana's all-time leaders in total touchdowns with 25 and already a record-holder for most punt return TDs in Big Sky history, his versatility places him among UM's all-time leaders in all-purpose yards.

He enters the postseason – home of some of his most electric moments – with 4,220 career all-purpose yards, needing 330 more to pass Levendar Seagars and move into UM's top-five all-time in the category.

**POSSESSION, POSSESSION, POSSESSION:** You can't win without the ball, and Montana is holding onto possession at a record rate as the Griz head to the postseason.

UM is currently +7 in the turnover margin – the best rate in the Big Sky and a top 25 mark nationwide. The Griz have totaled 17 takeaways while suffering just 10 giveaways (6 INTs, 4 fumbles) – to date, the fewest giveaways in modern program history. Montana's previous record low giveaway total was 11 in 2014 (7 INTs, 4 fumbles), and before that had never given up fewer than five fumbles in a season since 1990.

Montana has also been making the most of its turnovers, scoring 50 points off takeaways and giving up only 10 points to giveaways.

**STOPS WHEN IT MATTERS:** Montana's defense has been getting stops when it matters this season as the Griz lead the nation in 4th down conversion defense. Against 18 attempts, UM's opponents have only managed to convert on four 4th down attempts, a .222 percentage.

Conversely, UM is second in the Big Sky in offensive 4th down conversions, moving the chains 14 times on 25 attempts.

Montana is also top four in the Big Sky in third down defense, allowing teams to convert just 38 percent of the time (60/157).

**FIFE FACTS:** Quarterback Logan Fife, despite not starting nearly half of the season, is closing in on one of UM's best years ever in the "touchdowns responsible for" category – a combination of passing and rushing TDs. With three passing and one more rushing against Portland State, he's now got 21 TDs this year and needs five more to rank among the program's top 15 of all time.

**FALSE START FRENZY:** Montana returns home this week and welcomes TSU into one of the loudest environments in FCS football. The Grizzly faithful have helped cause opponents to jump for a false start penalty a total of 21 times this season. In 2023, opponents totaled 26 false starts, with 10 of those coming in the playoffs (NDSU famously jumped five times).

With the second season starting on Saturday, Griz fans have a chance to break last year's record.

**COWBOY UP:** Junior safety Jace Kluczewich – a rancher at the family spread near Frenchtown in his spare time – is in the midst of the best two-month stretch of his career. Not only has he started four of the last five games (his first four career starts), he's picked-off four passes this season, three of which have come in the last month.

He was named Big Sky Defensive Player of the Week for the first time in his career last week with two picks at the goal line and a near-solo goal line stand against Portland State.

His season total of four picks leads the Big Sky and is tied for the eighth most in the FCS.

**HARRIS' HITS:** Despite only playing in his second year at Montana, defensive end Hayden Harris has already entered Montana's top 30 list of all-time leaders in tackles for loss. Harris enters the week ranked third in the Big Sky and top 15 nationally with 15 TFLs this season, and with 19.5 on his career ranks No. 30 all time at UM. He's also totaled 7.5 sacks this season, enough to rank him third in the league and top 25 in the FCS.

**PLAYERS OF THE WEEK:** With the conclusion of the regular season, the Montana Grizzlies capped the year with six Big Sky Player of the Week honorees. It's the most for the Griz in a single season since seven got honored in 2019 and six before that in 2015. Only five Grizzlies earned a weekly honor in the 2023 championship season. Montana's record for most player of the week honorees in a season is 12, set in 2011.

This year's players of the week are:

Special Teams: Ty Morrison (Missouri St. 8/31), Junior Bergen (Cal Poly, 11/2)

Offensive: Eli Gillman (W. Carolina 9/21), Logan Fife (EWU 9/28)

Defensive: Jaxon Lee (UNC 10/26), Jace Kluczewich (PSU 11/16)



## MONTANA NUMERICAL ROSTER

No.	Name	Yr.	Pos.	Ht.	Wt.
0	Monte Gillman	Fr.	WR	5' 8"	153
0	Vai Kaho	R-Sr.	LB	6' 1"	235
2	Drew Deck	R-Jr.	WR	5' 9"	160
2	Ronald Jackson	R-Jr.	CB	6' 1"	191
3	Brooks Davis	Fr.	WR	6' 0"	168
4	Dane Parker	Fr.	S	6' 1"	178
4	Ryan Simpson	R-Sr.	WR	6' 6"	209
5	Junior Bergen	Sr.	WR	5' 11"	184
6	Prince Ford	R-Jr.	CB	5' 11"	170
6	Keelan White	R-Sr.	WR	6' 2"	184
7	Malae Fonoti	Fr.	RB	5' 11"	200
7	Kash Goicoechea	Fr.	S	6' 1"	194
8	Keali'i Ah Yat	R-Fr.	QB	6' 1"	192
8	Kenzel Lawler	R-Jr.	CB	6' 0"	190
9	Chrishawn Gordon	R-Sr.	S	5' 11"	191
9	Sawyer Racanelli	R-Jr.	WR	6' 3"	208
10	Eli Gillman	R-So.	RB	6' 0"	208
10	TJ Rausch	R-Jr.	S	6' 3"	205
11	Cole Grossman	R-Sr.	TE	6' 4"	220
11	Gabe Longin	R-Jr.	S	5' 11"	184
12	Elijah Brady	R-Fr.	CB	6' 1"	165
12	Logan Fife	R-Jr.	QB	6' 0"	205
13	Xavier Harris	Sr.	RB	5' 10"	173
13	Ryder Meyer	R-Sr.	S	5' 10"	185
14	Aaron Fontes	Sr.	WR	6' 1"	170
14	Kyon Loud	Fr.	CB	6' 2"	172
16	Kaden Huot	R-So.	QB	6' 4"	210
16	Owen Reynolds	Fr.	S	6' 0"	182
17	Kade Boyd	R-Fr.	S	6' 0"	193
17	Luke Flowers	Fr.	QB	6' 1"	187
18	Sam Alford	R-So.	WR	6' 3"	186
18	Chase McGurran	R-So.	S	6' 0"	196
18	Cody Schweikert	Fr.	QB	6' 3"	208
19	Padraig Lang	R-Jr.	S	6' 1"	189
19	Gage Sliter	R-Fr.	QB	6' 1"	189
20	BJ Phillips	R-Jr.	WR	5' 9"	150
21	Stevie Rocker Jr.	R-Jr.	RB	6' 0"	214
23	Beau Dantic	R-So.	RB	5' 9"	192
24	Cameron Gurnsey	R-Fr.	WR	6' 0"	181
25	Jaxon Lee	Sr.	S	6' 1"	210
26	Nick Ostmo	Gr.	RB	6' 0"	221
27	Jordan Dever	R-Fr.	WR	6' 0"	170
28	Isiah Childs	Sr.	LB	6' 1"	209
29	Tanner Huff	R-Jr.	CB	6' 0"	207
30	Kade Cutler	R-So.	S	6' 0"	203
30	Tommy Running Rabbit	Fr.	RB	6' 1"	202
31	Geno Leonard	R-Jr.	LB	5' 11"	231
32	Tyson Rostad	R-So.	S	6' 1"	201
34	Talen Reynolds	Fr.	RB	5' 11"	161
35	Grady Walker	Fr.	LB	6' 4"	202
36	Ty Morrison	Jr.	P	6' 3"	210
36	Garrett Speer	Jr.	DB	6' 0"	187
37	Trevin Gradney	R-Sr.	CB	6' 0"	184
38	Marcus Evans	R-So.	LB	6' 0"	221
39	Jace Kluczewich	R-Jr.	S	5' 10"	166
40	Cooper Barnum	Sr.	LB	6' 2"	225
41	Brayton Boyer	R-Fr.	KP	5' 11"	179

### Hometown / Previous School

Dassel, Minn. / Dassel-Cokato HS
Reno, Nev. / Bishop Manogue HS / San Diego St.
Kalispell, Mont. / Glacier HS
Detroit, Mich. / Belleville HS / Akron
Brentwood, Calif. / Heritage HS
Puyallup, Wash. / Puyallup HS / Air Force Prep
Bozeman, Mont. / Bozeman Senior HS
Billings, Mont. / Senior HS
Concord, N.C. / Cox Mill HS / Illinois
North Vancouver, B.C. / Handsworth Secondary
Palolo Valley, Hawaii / Kahuku HS
Kalispell, Mont. / Glacier HS
Kaneohe, Hawaii / Kamehameha HS
Corona, Calif. / Eleanor Roosevelt HS / Utah
Oceanside, Calif. / Valley Center HS / Fresno St.
Brush Prairie, Wash. / Hockinson HS / Washington
Dassel, Minn. / Dassel-Cokato HS
Missoula, Mont. / Sentinel HS
Vancouver, Wash. / Skyview HS
Great Falls, Mont. / Great Falls HS
Seattle, Wash. / West Seattle HS
Tracy, Calif. / Tracy HS / Fresno St.
Oxnard, Calif. / Oxnard HS
Fairfield, Mont. / Fairfield HS
Oxnard, Calif. / Oxnard HS
San Mateo, Calif. / Junipero Serra HS
Helena, Mont. / Helena HS
Red Lodge, Mont. / Red Lodge HS
Billings, Mont. / Central HS
Rigby, Idaho / Rigby HS
Park City, Utah / Park City HS
Helena, Mont. / Helena HS
Columbia Falls, Mont. / Columbia Falls HS
Bozeman, Mont. / Senior HS
Kalispell, Mont. / Glacier HS
San Antonio, Texas / Cajon HS / Santa Barbara
Tucson, Ariz. / Canyon Del Oro HS / Arizona
Laurel, Mont. / Laurel HS
Butte, Mont. / Butte HS
Missoula, Mont. / Sentinel HS
Portland, Ore. / Lincoln HS
Spokane, Wash. / Shadle Park HS
Manhattan, Kan. / Wamego HS / Akron
Butte, Mont. / Butte HS
Phillipsburg, Mont. / Flint Creek HS / Montana St.
Browning, Mont. / Browning HS
Missoula, Mont. / Sentinel HS
Hamilton, Mont. / Hamilton HS
Missoula, Mont. / Loyola Sacred Heart HS
Missoula, Mont. / Sentinel HS
Valencia, Calif. / Valencia HS / Coll. of the Canyons
Portland, Ore. / Jesuit HS
Billings, Mont. / Billings West HS
Helena, Mont. / Helena HS
Frenchtown, Mont. / Sentinel HS
Vancouver, Wash. / Skyview HS / Washington St.
Madison, N.J. / Madison HS

## ALPHABETICAL

No.	Name	Yr.	Pos.
8	Keali'i Ah Yat	R-Fr.	QB
18	Sam Alford	R-So.	WR
70	Colin Amick	Fr.	OT
88	Erik Barker	Sr.	TE
40	Cooper Barnum	Sr.	LB
5	Junior Bergen	Sr.	WR
60	Dillon Botner	R-Sr.	OL
17	Kade Boyd	R-Fr.	S
41	Brayton Boyer	R-Fr.	K
12	Elijah Brady	R-Fr.	CB
85	Lekeldrick Bridges	Fr.	WR
79	Liam Brown	R-Jr.	OL
51	Austin Buehler	R-Fr.	OL
66	Brandon Casey	Sr.	OL
28	Isiah Childs	Sr.	LB
63	Dylan Cohen	R-Fr.	OL
30	Kade Cutler	R-So.	S
23	Beau Dantic	R-So.	RB
3	Brooks Davis	Fr.	WR
2	Drew Deck	R-Jr.	WR
47	Kellen Detrick	R-Jr.	DL
27	Jordan Dever	R-Fr.	WR
38	Marcus Evans	R-So.	LB
12	Logan Fife	R-Jr.	QB
82	Ian Finch	R-So.	WR
17	Luke Flowers	Fr.	QB
7	Malae Fonoti	Fr.	RB
14	Aaron Fontes	Sr.	WR
6	Prince Ford	R-Jr.	CB
78	Lucas Freitas	R-Fr.	OL
0	Monte Gillman	Fr.	WR
10	Eli Gillman	R-So.	RB
97	Grant Glasgow	R-So.	K
7	Kash Goicoechea	Fr.	S
9	Chrishawn Gordon	R-Sr.	S
37	Trevin Gradney	R-Sr.	CB
81	Joseph Grezmak	R-So.	TE
76	Journey Grimsrud	R-Jr.	OL
11	Cole Grossman	R-Sr.	TE
24	Cameron Gurnsey	R-Fr.	WR
13	Xavier Harris	Sr.	RB
48	Hayden Harris	R-Sr.	DE
99	Pat Hayden	R-Sr.	DT
53	Braunson Henriksen	R-So.	OL
64	Matt Hilden	Fr.	OL
29	Tanner Huff	R-Jr.	CB
16	Kaden Huot	R-So.	QB
56	Garrett Hustedt	R-Sr.	LB
2	Ronald Jackson	R-Jr.	CB
68	Torin Jeske	Fr.	OL
62	Everett Johnson	R-Jr.	OL
0	Vai Kaho	R-Sr.	LB
69	Noah Kaschmitter	R-Jr.	DL
49	Isaac Keim	Fr.	TE
72	Cade Klimczak	Sr.	OL
39	Jace Kluczewich	R-Jr.	S
83	Drew Klumph	R-So.	WR

## BIG SKY STANDINGS



School	Conf	Conf %	Overall	Overall %	PF-PA	Home	Away	Conf Streak	Overall Streak
Montana State ^	8-0	1.000	12-0	1.000	488-204	6-0	6-0	W8	W12
UC Davis	7-1	.875	10-2	.833	423-278	5-1	5-1	W1	W1
Idaho	6-2	.750	9-3	.750	337-285	5-0	4-3	W5	W5
Northern Arizona	6-2	.750	8-4	.667	368-220	5-0	3-4	W5	W5
<b>Montana</b>	<b>5-3</b>	<b>.625</b>	<b>8-4</b>	<b>.667</b>	<b>408-300</b>	<b>5-2</b>	<b>3-2</b>	<b>L1</b>	<b>L1</b>
Idaho State	3-5	.375	5-7	.417	385-454	3-3	2-4	L2	L2
Eastern Washington	3-5	.375	4-8	.333	430-434	2-4	2-4	L1	L1
Weber State	3-5	.375	4-8	.333	340-334	2-3	2-5	W1	W1
Portland State	3-5	.375	3-8	.273	322-441	1-3	2-5	W1	W1
Cal Poly	2-6	.250	3-8	.273	228-344	2-3	1-5	L1	L1
Sacramento State	1-7	.125	3-9	.250	351-417	2-3	1-6	L5	L5
Northern Colorado	1-7	.125	1-11	.083	136-453	0-5	1-6	L5	L5

## NUMERICAL ROSTER (CONT.)

42	Riley Wilson	R-Jr.	LB	6' 2"	230
43	Grayson Pibal	R-Jr.	LS	6' 3"	197
44	Ryan Tirrell	R-Sr.	LB	6' 2"	235
45	Caleb Otlewski	R-Fr.	LB	6' 4"	235
46	Jo Silver	Jr.	KP	6' 0"	203
47	Kellen Detrick	R-Jr.	DL	6' 3"	235
48	Hayden Harris	R-Sr.	DE	6' 5"	255
49	Isaac Keim	Fr.	TE	6' 4"	260
50	Erich Osteen	R-Sr.	LB	6' 2"	216
51	Austin Buehler	R-Fr.	OL	6' 5"	270
52	Cy Stevenson	R-Fr.	LB	6' 2"	222
53	Braunson Henriksen	R-So.	OL	6' 5"	280
54	Cooper Walton	R-So.	LB	6' 1"	230
55	Andres Lehrmann	R-Sr.	DE	6' 2"	246
56	Garrett Hustedt	R-Sr.	LB	6' 2"	235
57	Jake Mason	R-Fr.	DL	6' 2"	256
58	Clay Oven	R-Fr.	LB	6' 2"	211
59	Hayden Opitz	R-Fr.	LB	6' 2"	224
60	Dillon Botner	R-Sr.	OL	6' 6"	290
62	Everett Johnson	R-Jr.	OL	6' 7"	301
63	Dylan Cohen	R-Fr.	OL	6' 1"	267
64	Matt Hilden	Fr.	OL	6' 6"	278
66	Brandon Casey	Sr.	OL	6' 5"	309
68	Torin Jeske	Fr.	OL	6' 6"	253
69	Noah Kaschmitter	R-Jr.	DL	6' 3"	253
69	Cannon Panfiloff	R-Jr.	OL	6' 6"	293
70	Colin Amick	Fr.	OT	6' 6"	264
72	Cade Klimczak	Sr.	OL	6' 1"	286
73	Trevor Steinbach	Fr.	OL	6' 5"	290
74	Tate Templeton	R-Fr.	OL	6' 3"	298
75	Declan McCabe	R-Jr.	OL	6' 4"	295
76	Journey Grimsrud	R-Jr.	OL	6' 3"	302
77	Michael Ray	R-So.	OL	6' 3"	289
78	Lucas Freitas	R-Fr.	OL	6' 6"	312
79	Liam Brown	R-Jr.	OL	6' 5"	317
80	Brady Lang	R-Jr.	WR	6' 1"	179
81	Joseph Grezmak	R-So.	TE	6' 5"	241
82	Ian Finch	R-So.	WR	6' 3"	204
83	Drew Klumph	R-So.	WR	5' 11"	181
84	Evan Shafer	Sr.	TE	6' 5"	273
85	Lekeldrick Bridges	Fr.	WR	5' 11"	162
85	Dayton Toney	R-Jr.	WR	6' 1"	191
86	Joe Weida	R-So.	TE	6' 4"	230
87	Jake Olson	R-Jr.	TE	6' 7"	258
88	Erik Barker	Sr.	TE	6' 4"	240
89	Danny Sirmon	Fr.	TE	6' 6"	240
90	Jareb Ramos	R-So.	DL	6' 4"	285
91	Jaxon Tucker	Fr.	DL	6' 3"	232
92	RB Wilson V	Jr.	DL	6' 4"	241
93	Sloan McPherson	R-Jr.	DL	6' 4"	250
94	Brendan Murphy	R-Fr.	DL	6' 2"	228
95	Dylan Smith	R-Jr.	DL	6' 4"	248
96	Henry Nuce	R-Jr.	DL	6' 4"	253
97	Grant Glasgow	R-So.	K	6' 1"	194
97	Tyson Simmons	Fr.	DE	6' 3"	252
98	Matai Mata'afa	R-Jr.	DL	6' 1"	231
99	Patrick Hayden	R-Sr.	DT	6' 2"	285

Prosper, Texas / Prestonwood Christian HS / Hawaii
Clackamas, Ore. / Clackamas HS
Missoula, Mont. / Loyola Sacred Heart HS
Melissa, Texas / Melissa HS / San Diego St.
Fremont, Ohio / Fremont-Ross HS / Kent St.
Havre, Mont. / Havre HS
Mill Creek, Wash. / Eastside Catholic HS / UCLA
Kalispell, Mont. / Glacier HS
Simi Valley, Calif. / Chaminade Prep / UCLA
Helena, Mont. / Capital HS
Libby, Mont. / Libby HS
Polson, Mont. / Polson HS
Johnstown, Colo. / Roosevelt HS
Doral, Fla. / Doral Academy / Youngstown St.
Omaha, Neb. / Mount Michael Benedictine / Nebraska
Ferndale, Wash. / Ferndale HS / Washington
Billings, Mont. / Central HS
Helena, Mont. / Capital HS
Whitefish, Mont. / Whitefish HS
Turlock, Calif. / Turlock HS / Cal
Seattle, Wash. / O'Dea HS
Santa Rosa, Calif. / Cardinal Newman HS
Sandpoint, Idaho / Sandpoint HS
Bozeman, Mont. / Bozeman HS
Grangeville, Idaho / Grangeville HS
Roy, Utah / Roy HS / Utah Tech
Sammamish, Wash. / Skyline HS
Rockford, Mich. / Rockford HS / Central Michigan
Sammamish, Wash. / Skyline HS
Missoula, Mont. / Sentinel HS
Waco, Texas / Midway HS
Huntley, Mont. / Huntley Project HS
Yakima, Wash. / Selah HS
Snoqualmie, Wash. / Mount Si HS
Beaverton, Ore. / Sunset HS
Bozeman, Mont. / Senior HS
Pilot Mountain, N.C. / East Surry HS / Louisburg
Missoula, Mont. / Hellgate HS
Missoula, Mont. / Sentinel HS
Connersville, Ind. / Connersville HS / Hillsdale
Cedar Hill, Texas / Cedar Hill
Frisco, Texas / Prestonwood Christian / Incarnate Word
Missoula, Mont. / Sentinel HS
Butte, Mont. / Butte HS
Keizer, Ore. / McNary HS
Missoula, Mont. / Sentinel HS
Centennial, Colo. / Arapahoe HS
Billings, Mont. / West HS
Henderson, Nev. / Green Valley HS / Coll. of the Canyons
Savage, Mont. / Savage HS
Seattle, Wash. / O'Dea HS
Whitehall, Mont. / Whitehall HS
Kalispell, Mont. / Glacier HS
Lawrence, Kan. / Lawrence HS / Kansas
Chandler, Ariz. / Basha HS / Navy Prep
Lahaina, Hawaii / Lahainaluna HS / Mississippi St.
Deptford, N.J. / Gateway Regional HS / Monmouth

## ALPHABETICAL (cont.)

19	Padraig Lang	R-Jr.	S
80	Brady Lang	R-Jr.	WR
8	Kenzel Lawler	R-Jr.	CB
25	Jaxon Lee	Sr.	S
55	Andres Lehrmann	R-Sr.	DE
31	Geno Leonard	R-Jr.	LB
11	Gabe Longin	R-Jr.	S
14	Kyon Loud	Fr.	CB
57	Jake Mason	R-Fr.	DL
98	Matai Mata'afa	R-Jr.	DL
75	Declan McCabe	R-Jr.	OL
18	Chase McGurran	R-So.	S
93	Sloan McPherson	R-Jr.	DL
13	Ryder Meyer	R-Sr.	S
36	Ty Morrison	Jr.	P
94	Brendan Murphy	R-Fr.	DL
96	Henry Nuce	R-Jr.	DL
87	Jake Olson	R-Jr.	TE
59	Hayden Opitz	R-Fr.	LB
50	Erich Osteen	R-Sr.	LB
26	Nick Ostmo	Gr.	RB
45	Caleb Otlewski	R-Fr.	LB
58	Clay Oven	R-Fr.	LB
69	Cannon Panfiloff	R-Jr.	OL
4	Dane Parker	Fr.	S
20	BJ Phillips	R-Jr.	WR
43	Grayson Pibal	R-Jr.	LS
9	Sawyer Racanelli	R-Jr.	WR
90	Jareb Ramos	R-So.	DL
10	TJ Rausch	R-Jr.	S
77	Michael Ray	R-So.	OL
16	Owen Reynolds	Fr.	S
34	Talen Reynolds	Fr.	RB
21	Stevie Rocker Jr.	R-Jr.	RB
32	Tyson Rostad	R-So.	S
30	Tommy Running Rabbit	Fr.	RB
18	Cody Schweikert	Fr.	QB
84	Evan Shafer	Sr.	TE
46	Jo Silver	Jr.	KP
97	Tyson Simmons	Fr.	DE
4	Ryan Simpson	R-Sr.	WR
89	Danny Sirmon	Fr.	TE
19	Gage Sliter	R-Fr.	QB
95	Dylan Smith	R-Jr.	DL
36	Garrett Speer	Fr.	DB
73	Trevor Steinbach	Fr.	OL
52	Cy Stevenson	R-Fr.	LB
74	Tate Templeton	R-Fr.	OL
44	Ryan Tirrell	R-Sr.	LB
85	Dayton Toney	R-Jr.	WR
91	Jaxon Tucker	Fr.	DL
35	Grady Walker	Fr.	LB
54	Cooper Walton	R-So.	LB
86	Joe Weida	R-So.	TE
6	Keelan White	R-Sr.	WR
42	Riley Wilson	R-Jr.	LB
92	RB Wilson V	Jr.	DL

## MONTANA COACHING STAFF

NAME	TITLE
Bobby Hauck (Montana 1988).....	Head Coach
Brent Pease* (Montana 1986).....	Offensive Coordinator / Quarterbacks
Roger Cooper* (Montana State 2004).....	Co-Defensive Coordinator / Linebackers
Tim Hauck* (Montana 1980).....	Co-Defensive Coordinator / Safeties
Rob Phenicie* (Memphis 1989).....	Assistant Head Coach / Tight Ends
Justin Green (Montana 2004).....	Recruiting Coordinator / Running Backs
Bryce Erickson* (NM Highlands 2006).....	Wide Receivers
Kim McCloud* (Hawaii 1991).....	Cornerbacks
Mike Linehan (North Texas 2018).....	Defensive Line
Joe Pawlak (Northern Illinois 2011).....	Offensive Line
Scott Linehan* (Idaho 1987).....	Offensive Analyst
Mike Hudson* (Texas San Antonio 1994).....	Defensive Analyst
Dan Ryan (Montana 2010).....	Football Strength Coach
Jimmy Morimoto (Phoenix 2002).....	Assistant Athletic Director, Football Operations
Keaton Johnson (Montana 2021).....	Director of Recruiting
Dustin Snyder (San Diego State 2017).....	Player Personnel / Video Coordinator

\*= In the box





# 2024 ROSTER BREAKDOWN

## 2024 GRIZ PERSONNEL

Offensive Formation:	Multiple
Defensive Formation:	Multiple
Starters Returning [3+] (O/D):	16 11/5
Starters Lost [3+]:	11
Lettermen Returning (O/D)	35 (18O/15D/2S)
Lettermen Lost:	22
Returning All-Conference Performers	6
Returning Academic All-Conference Performers	17

## RETURNING 2023 ALL-BIG SKY

1st team..... Junior Bergen..... Sr. ....	WR/PR
1st team..... Brandon Casey ..... Sr. ....	OL
1st team..... Trevin Gradney ..... R-Sr. ....	DB
2nd team..... Eli Gillman..... R-So. ....	RB/FR
2nd team..... Riley Wilson ..... R-Jr. ....	LB
HM..... Journey Grimsrud ..... R-Jr. ....	OL

## 2024 RETURNING STARTERS (3+ STARTS)

No. ....	Name .....	Yr. ....	Pos. ....	Career
2.....	Ronald Jackson.....	R-Jr. ....	CB.....	3
5.....	Junior Bergen.....	Sr. ....	WR.....	15
6.....	Keelan White.....	R-Sr.....	WR.....	29
10.....	Eli Gillman.....	R-So.....	RB.....	14
13.....	Ryder Meyer.....	R-Sr.....	S.....	15
14.....	Aaron Fontes.....	Sr. ....	WR.....	13
37.....	Trevin Gradney.....	R-Sr.....	CB.....	12
44.....	Ryan Tirrell.....	R-Sr.....	LB.....	7
48.....	Hayden Harris.....	R-Sr.....	DE.....	15
66.....	Brandon Casey.....	Sr. ....	OT.....	30
69.....	Cannon Panfiloff.....	R-Jr. ....	OL.....	4
76.....	Journey Grimsrud.....	R-Jr. ....	OL.....	20
79.....	Liam Brown.....	R-Jr. ....	OL.....	15
84.....	Evan Shafer.....	Sr. ....	TE.....	11
87.....	Jake Olson.....	R-Jr. ....	TE.....	3
88.....	Erik Barker.....	Sr. ....	TE.....	4

Offense: 11, Defense: 5

**16 Total**

## 2023 STARTERS LOST (3+ STARTS)

No. ....	Name .....	Pos. ....	Career
0.....	Kale Edwards.....	DE.....	14
3.....	TraJon Cotton.....	S.....	33
4.....	Nash Fouch.....	S.....	37
5.....	Garrett Graves.....	S.....	6
7.....	Sam Vidlak.....	QB.....	3
8.....	Corbin Walker.....	CB.....	31
17.....	Clifton McDowell.....	QB.....	12
35.....	Braxton Hill.....	LB.....	26
37.....	Levi Janacaro.....	LB.....	18
54.....	Tyler Flink.....	LB.....	9
55.....	Chris Walker.....	OL.....	28
57.....	AJ Forbes.....	OL.....	42
61.....	Hunter Mayginnnes.....	OL.....	24
99.....	Alex Gubner.....	DT.....	53

## OTHER TOP RETURNERS (5+ APPEARANCES)

No.	Name	Yr.	Pos.	2022 App.
2	Deck, Drew	R-Jr.	WR	11
4	Simpson, Ryan	R-Sr.	WR	11
8	Ah Yat, Keali'i	R-Fr.	QB	5
9	Racanelli, Sawyer	R-Jr.	WR	15
10	Rausch, TJ	R-Jr.	S	15
13	Harris, Xavier	Sr.	RB	15
25	Lee, Jaxon	Sr.	S	15
26	Ostmo, Nick	Gr.	RB	15
28	Childs, Isiah	Sr.	LB	15
32	Rostad, Tyson	R-So.	S	8
39	Kluczewich, Jace	R-Jr.	CB	15
40	Barnum, Cooper	Sr.	LB	15
42	Wilson, Riley	R-Jr.	LB	13
43	Pibal, Grayson	R-Jr.	LS	15
47	Detrick, Kellen	R-Jr.	DL	9
56	Hustedt, Garrett	R-Sr.	DE	15
75	McCabe, Declan	R-Jr.	OL	13
78	Freitas, Lucas	R-Fr.	OL	7
97	Glasgow, Grant	R-So.	K	13
98	Mata'afa, Matai	R-Jr.	DL	15

**20 Total**

## 2023 LETTERMEN

Freitas, Lucas	Edwards, Kale	Rostad, Carson
Vidlak, Sam	Flink, Tyler	Shafer, Evan
Rostad, Tyson	Forbes, AJ	Tirrell, Ryan
Detrick, Kellen	Fouch, Nash	Walker, Corbin
Ramos, Nico	Gillman, Eli	White, Keelan
Warren, Jelani	Graves, Garrett	
Brown, Liam	Grimsrud, Journey	
Deck, Drew	Gubner, Alex	
Simpson, Ryan	Harris, Hayden	
Genatone, Vincent	Harris, Xavier	
Ashton, Micah	Hill, Braxton	
Glasgow, Grant	Hustedt, Garrett	
Gradney, Trevin	Jackson, Ronald	
McCabe, Declan	Janacaro, Levi	
Wilson, Riley	Kluczewich, Jace	
Fontes, Aaron	Koppang, David	
Panfiloff, Cannon	Lee, Jaxon	
Walker, Chris	Mata'afa, Matai	
Barker, Erik	McDowell, Clifton	
Barnum, Cooper	Meyer, Ryder	
Benham, Travis	Olson, Jake	
Bergen, Junior	Ostmo, Nick	
Casey, Brandon	Pibal, Grayson	
Childs, Isiah	Racanelli, Sawyer	
Cotton, TraJon	Rausch, TJ	



# FALL 2024 NEWCOMERS

## FALL 2024 INCOMING FRESHMEN

Name	Pos.	Ht.	Wt.	Hometown (Previous School)
Colin Amick	OT	6' 6"	255	Sammamish, Wash. / Skyline HS
Lekeldrick Bridges	WR	5' 11"	175	Cedar Hill, Texas / Cedar Hill
Brooks Davis	WR	6' 0"	180	Brentwood, Calif. / Heritage HS
Luke Flowers	QB	6' 1"	185	Rigby, Idaho / Rigby HS
Malae Fonoti	RB	5' 11"	205	Palolo Valley, Hawaii / Kahuku HS
Monte Gillman	ATH	5' 8"	170	Dassel, Minn. / Dassel-Cokato HS
Kash Goicoechea	S	6' 1"	195	Kalispell, Mont. / Glacier HS
Matt Hilden	OL	6' 6"	305	Santa Rosa, Calif. / Cardinal Newman HS
Torin Jeske	OL	6' 6"	250	Bozeman, Mont. / Bozeman HS
Isaac Keim	TE	6' 4"	245	Kalispell, Mont. / Glacier HS
Kyon Loud	DB	6' 2"	180	San Mateo, Calif. / Junipero Serra HS
Owen Reynolds	S	6' 0"	185	Red Lodge, Mont. / Red Lodge HS
Talen Reynolds	RB	5' 11"	185	Missoula, Mont. / Loyola Sacred Heart HS
Tommy Running Rabbit	ATH	6' 1"	190	Browning, Mont. / Browning HS
Cody Schweikert	ATH	6' 3"	220	Columbia Falls, Mont. / Columbia Falls HS
Danny Sirmon	TE	6' 6"	240	Missoula, Mont. / Sentinel HS
Garrett Speer	DB	6' 0"	190	Portland, Ore. / Jesuit HS
Trevor Steinbach	OL	6' 5"	284	Sammamish, Wash. / Skyline HS
Grady Walker	ATH	6' 4"	195	Missoula, Mont. / Sentinel HS

## 2024 TRANSFERS

Name	Pos.	Yr.	Ht.	Wt.	Hometown (Previous School)
Kade Cutler	S	R-So.	6-0	206	Phillipsburg, Mont. / Flint Creek HS / Montana St.
Logan Fife	QB	R-Jr.	6-0	205	Tracy, Calif. / Tracy HS / Fresno St.
Prince Ford	DB	R-Jr.	5-11	170	Concord, N.C. / Cox Mill HS / Golden West / Illinois
Chrishawn Gordon	S	R-Sr.	5-11	186	Oceanside, Calif. / Valley Center HS / Fresno St.
Pat Hayden	DT	R-Sr.	6-2	280	Deptford, N.J. / Gateway Regional HS / Monmouth
Everett Johnson	OL	R-Jr.	6-7	300	Turlock, Calif. / Turlock HS / Cal
Vai Kaho	LB	R-Sr.	6-1	230	Reno, Nev. / Bishop Manogue HS / San Diego St.
Cade Klimczak	OL	Sr.	6-1	285	Rockford, Mich. / Rockford HS / Central Michigan
Kenzel Lawler	CB	R-Jr.	6-0	184	Corona, Calif. / Eleanor Roosevelt HS / Utah
Andres Lehrmann	DE	R-Sr.	6-2	255	Doral, Fla. / Doral Academy / Youngstown St.
Jake Mason	DL	R-Fr.	6-2	245	Ferndale, Wash. / Ferndale HS / Washington
Ty Morrison	K/P	Jr.	6-3	205	Valencia, Calif. / Valencia HS / Coll. of the Canyons
Caleb Otlewski	LB	R-Fr.	6-4	235	Melissa, Texas / Melissa HS / San Diego St.
Dane Parker	S	Fr.	6-1	190	Puyallup, Wash. / Puyallup HS / Air Force Prep
Stevie Rocker Jr.	RB	R-Jr.	6-0	215	Tucson, Ariz. / Canyon Del Oro HS / Arizona
Jo Silver	K/P	Jr.	6-0	187	Fremont, Ohio / Fremont-Ross HS / Kent St.
Tyson Simmons	DL	Fr.	6-3	252	Chandler, Ariz. / Basha HS / Navy Prep
Dayton Toney	WR	R-Jr.	6-1	188	San Antonio, Texas / Prestonwood Christian / Incarnate Word
RB Wilson V	DL	Jr.	6-4	250	Henderson, Nev. / Green Valley HS / Coll. of the Canyons

### STATE BREAKDOWN

10	MT
8	CA
4	WA
3	TX
2	NV
2	AZ
1	FL
1	HI
1	ID
1	MN
1	NJ
1	OR
1	NC
1	MI
1	OH
38	Total

### POSITION BREAKDOWN

9	DB (S/CB)
6	OL
5	DL
4	ATH
2	QB
3	RB
3	WR
2	TE
2	LB
2	KP
38	Total





# 2024 GRIZ FOOTBALL TWO-DEEP



## WEEK 13 - TENNESSEE STATE

### OFFENSE

[MULTIPLE]

#### QUARTERBACK

12 Logan Fife ..... 6-0 205 R-Jr. **-OR-**  
8 Keali'i Ah Yat..... 6-1 192 R-Fr.

#### WIDE RECEIVER [X]

6 Keelan White ..... 6-2 184 R-Sr.  
4 Ryan Simpson ..... 6-6 209 R-Sr.

#### WIDE RECEIVER [Z]

9 Sawyer Racanelli..... 6-3 208 R-Jr.  
14 Aaron Fontes..... 6-1 170 Sr.

#### WIDE RECEIVER [F]

5 Junior Bergen ..... 5-11 184 Sr.  
2 Drew Deck..... 5-9 160 R-Jr.

#### TIGHT END

88 Erik Barker..... 6-4 240 Sr.  
84 Evan Shafer..... 6-5 273 Sr.

#### TAILBACK

10 Eli Gillman ..... 6-0 208 R-So.  
26 Nick Ostmo..... 6-0 221 R-Sr.

#### LEFT TACKLE

60 Dillon Botner..... 6-6 290 R-Sr.  
69 Cannon Panfiloff..... 6-6 293 R-Jr.

#### LEFT GUARD

79 Liam Brown ..... 6-5 317 R-Jr.  
62 Everett Johnson ..... 6-7 301 R-Jr.

#### CENTER

72 Cade Klimczak ..... 6-1 286 R-Sr.  
75 Declan McCabe..... 6-4 295 R-Jr.

#### RIGHT GUARD

76 Journey Grimsrud..... 6-3 302 R-Jr.  
78 Lucas Freitas ..... 6-6 312 R-Fr.

#### RIGHT TACKLE

66 Brandon Casey..... 6-5 309 Sr.  
51 Austin Buehler..... 6-5 270 R-Fr.

### DEFENSE

[MULTIPLE]

#### LINEBACKER

44 Ryan Tirrell ..... 6-2 235 R-Sr.  
40 Cooper Barnum ..... 6-2 225 Sr.

#### LINEBACKER

0 Vai Kaho ..... 6-1 235 R-Sr. **-OR-**  
45 Caleb Otlewski..... 6-4 235 R-Fr.

#### LINEBACKER

42 Riley Wilson..... 6-2 230 R-Jr.  
56 Garrett Hustedt..... 6-2 235 R-Sr.

#### DEFENSIVE END

48 Hayden Harris ..... 6-5 255 R-Sr.  
98 Matai Mata'afa..... 6-1 231 R-Jr.

#### DEFENSIVE END

96 Henry Nuce ..... 6-4 253 R-Jr.  
55 Andres Lehrmann..... 6-2 246 R-Sr.

#### NOSE

99 Pat Hayden..... 6-2 285 R-Sr.  
90 Jareb Ramos ..... 6-4 285 R-So.

#### CORNERBACK

37 Trevin Gradney..... 6-0 184 R-Sr.  
14 Kyon Loud ..... 6-2 172 Fr.

#### CORNERBACK

2 Ronald Jackson..... 6-1 191 R-Jr.  
8 Kenzel Lawler..... 6-0 190 R-Jr.

#### FREE SAFETY

39 Jace Kluczewich..... 5-10 166 R-Jr.  
9 Chrishawn Gordon ..... 5-11 191 R-Sr.

#### NICKEL

25 Jaxon Lee ..... 6-1 210 Sr.  
32 Tyson Rostad ..... 6-1 201 R-So.

#### STRONG SAFETY

13 Ryder Meyer..... 5-10 185 R-Sr.  
10 TJ Rausch ..... 6-3 205 R-Jr.

### SPECIALISTS

#### PUNTER

36 Ty Morrison..... 6-3 210 Jr.

#### PLACE KICKS

36 Ty Morrison..... 6-3 210 Jr.  
46 Jo Silver..... 6-0 203 Jr.

#### KICKOFFS

46 Jo Silver..... 6-0 203 Jr.  
97 Grant Glasgow ..... 6-1 194 R-So.

#### PUNT RETURN

5 Junior Bergen ..... 5-11 184 Sr.  
2 Drew Deck..... 5-9 160 R-Jr.

#### KICKOFF RETURN

5 Junior Bergen ..... 5-11 184 Sr.  
2 Drew Deck..... 5-9 160 R-Jr.

#### HOLDER

12 Logan Fife ..... 6-0 205 R-Jr.

#### SNAPPER

43 Grayson Pibal..... 6-3 197 R-Jr.

### PRONUNCIATION

0 Vai Kaho ..... VIE KA-ho  
7 Malae Fonoti ..... Ma-LIE Fo-NO-Tee  
7 Kasch Goicoechea ..... GO-ka-CHEE-ah  
8 Keali'i Ah Yat ..... KAY-a-LEE-ee Ah YAHT  
8 Kenzel Lawler..... KEN-zel  
9 Sawyer Racanelli ..... RACK-a-nell-EE  
10 TJ Rausch ..... ROWSH  
13 Xavier Harris ..... ZAVIER  
14 Aaron Fontes..... FONTS  
14 Keyon Loud ..... KEE-on  
16 Kaden Huot ..... HEEW-it  
19 Padraig Lang..... PAHD-rag  
37 Trevin Gradney..... GRAD-knee  
39 Jace Kluczewich ..... KLUCE-which  
43 Grayson Pibal..... PIE-bal  
44 Ryan Tirrell ..... TEER-al  
55 Anres Lehrmann..... AN-dreys LER-man  
56 Garrett Hustedt..... HEW-stead  
69 Cannon Panfiloff..... PAN-fill-OFF  
76 Journey Grimsrud..... GRIMS-rude  
78 Lucas Freitas..... FRAY-tas  
92 RB Wilson V ..... R.B. Wilson the fifth  
98 Matai Mata'afa..... Ma-TIE Mata-OFF-a

#### COACHES:

Bobby Hauck ..... HOW-k  
Brent Pease ..... PEAS  
Tim Hauck ..... HOW-k  
Rob Phenicie ..... FEN-iss-EE  
Mike Linehan ..... LEN-a-HAN  
Joe Pawlak ..... PAV-lik  
Scott Linehan..... LEN-a-HAN  
Jimmy Morimoto ..... MOR-lee-MOE-toe

\* Two-Deep is projected, and subject to change





# 2024 GRIZ START CHART



**www.gogriz.com**  
THE OFFICIAL WEBSITE OF GRIZZLY ATHLETICS

## GAME-BY-GAME STARTERS

OFFENSE	QB	WR (X)	WR (Z)	WR (F)/TE	WR/TE	TB	LT	LG	C	RG	RT
Missouri St.	Ah Yat	White	Fontes	X. Harris	Shafer	Gillman	Panfiloff	Klimczak	Brown	Grimsrud	Casey
North Dakota	Ah Yat	White	Fontes	X. Harris	Olson	Gillman	Panfiloff	Klimczak	Brown	Grimsrud	Casey
Morehead St.	Ah Yat	White	Racanelli	X. Harris	Barker	Gillman	Panfiloff	Brown	Klimczak	Grimsrud	Casey
W. Carolina	Ah Yat	White	Racanelli	Bergen	Shafer	Gillman	Panfiloff	Brown	Klimczak	Grimsrud	Casey
E. Washington	Fife	White	Fontes	Bergen	Barker	Gillman	Panfiloff	Brown	Klimczak	Grimsrud	Casey
Weber State	Fife	Racanelli	Fontes	Bergen	Barker	Gillman	Panfiloff	Brown	Klimczak	Grimsrud	Casey
N. Arizona	Fife	White	Racanelli	Bergen	X. Harris	Ostmo	Botner	Brown	Klimczak	Grimsrud	Casey
N. Colorado	Fife	White	Fontes	Barker	Shafer	Ostmo	Panfiloff	Brown	Klimczak	Grimsrud	Casey
Cal Poly	Fife	White	Racanelli	Bergen	Barker	Ostmo	Panfiloff	Brown	Klimczak	Grimsrud	Casey
UC Davis	Fife	Fontes	Racanelli	Bergen	Barker	Gillman	Botner	Brown	Klimczak	Grimsrud	Casey
Portland St.	Ah Yat	Fontes	Racanelli	Bergen	Shafer	Gillman	Panfiloff	Brown	Klimczak	Grimsrud	Casey
Montana St.	Fife	White	Racanelli	Barker	Shafer	Ostmo	Botner	Brown	Klimczak	Grimsrud	Casey

DEFENSE	LB	LB	LB	DE	DE	NOSE	CB	CB	Nickel	S	S
Missouri St.	Tirrell	Kaho	Barnum	H. Harris	Lehrmann	Hayden	Gradney	Jackson	Lee	Gordon	Meyer
North Dakota	Tirrell	Kaho	Otlewski	H. Harris	Nuce	Hayden	Gradney	Jackson	Lee	Gordon	Meyer
Morehead St.	Tirrell	Kaho	Wilson	H. Harris	Kaschmitter	Hayden	Gradney	Jackson	Lee	Gordon	Rostad
W. Carolina	Tirrell	Kaho	Wilson	H. Harris	Lehrmann	Hayden	Gradney	Jackson	Lee	Gordon	Rostad
E. Washington	Tirrell	Kaho	Otlewski	H. Harris	Lehrmann	Hayden	Gradney	Jackson	Lee	Gordon	Rausch
Weber State	Tirrell	Kaho	Wilson	H. Harris	Lehrmann	Hayden	Gradney	Jackson	Lee	Gordon	Meyer
N. Arizona	Tirrell	Kaho	Wilson	H. Harris	Lehrmann	Hayden	Gradney	Jackson	Lee	Gordon	Meyer
N. Colorado	Tirrell	Kaho	Wilson	H. Harris	Lehrmann	Hayden	Gradney	Jackson	Lee	Kluczewich	Meyer
Cal Poly	Tirrell	Kaho	Wilson	H. Harris	Lehrmann	Hayden	Gradney	Jackson	Lee	Kluczewich	Meyer
UC Davis	Tirrell	Kaho	Wilson	H. Harris	Nuce	Ramos	Gradney	Jackson	Lee	Kluczewich	Meyer
Portland St.	Tirrell	Kaho	Wilson	H. Harris	Nuce	Hayden	Gradney	Jackson	Lee	Gordon	Meyer
Montana St.	Tirrell	Kaho	Wilson	H. Harris	Nuce	Hayden	Gradney	Jackson	Lee	Kluczewich	Meyer

SPECIALISTS	P/K	KO	H	LS	PR	KR	KR
Missouri St.	Morrison	Glasgow	Meyer	Pibal	Deck	Childs	X Harris
North Dakota	Morrison	Glasgow	Meyer	Pibal	Deck	Childs	X Harris
Morehead St.	Morrison	Glasgow	Fife	Pibal	Bergen	Childs	X Harris
W. Carolina	Morrison	Glasgow	Fife	Pibal	Bergen	Childs	Bergen
E. Washington	Morrison	Glasgow	Fife	Pibal	Bergen	Childs	Bergen
Weber State	Morrison	Glasgow	Fife	Pibal	Bergen	Childs	Bergen
N. Arizona	Morrison	Silver	Meyer	Pibal	Bergen	Childs	Bergen
N. Colorado	Morrison	Glasgow	Fife	Pibal	Bergen	Childs	Bergen
Cal Poly	Morrison	Silver	Fife	Pibal	Bergen	Childs	Bergen
UC Davis	Morrison	Glasgow	Fife	Pibal	Bergen	Childs	Bergen
Portland St.	Morrison	Glasgow	Fife	Pibal	Bergen	Childs	Bergen
Montana St.	Morrison	Glasgow	Fife	Pibal	Bergen	Childs	Bergen

## CAREER STARTS BY POSITION

### OFFENSE

QB	WR (X)	WR (Z)	WR (F)/TE	TE	TB	LT	LG	C	RG	RT
Fife 7	White 39	Fontes 20	Bergen 22	Shafer 16	Gillman 22	Panfiloff 13	Brown 27	Klimczak 12	Grimsrud 33	Casey 42
Ah Yat 5	Simpson	Racanelli 9	X. Harris 13	Barker 11 / Olson 4	Ostmo 17	Botner 3	Johnson 0	McCabe 1	Freitas 0	Buehler 0

### DEFENSE

LB	LB	LB	DE	DE	NOSE	CB	CB	Nickel	S	S
Tirrell 19	Kaho 12	Wilson 11	Harris 26	Lehrmann 7	Hayden 11	Gradney 24	Jackson 15	Lee 12	Gordon 8	Meyer 24
Childs 0	Barnum 1	Otlewski 2	Mata'afa	Nuce 4 / Kaschmitter 1	Ramos 1	Ford 0	Lawler 0	Rostad 2	Kluczewich 4	Rausch 1



# 2024 GRIZ GAME BREAKERS

## GRIZ TURNOVER DIFFERENTIAL

Opponent	Differential	TAKEAWAYS			GIVEAWAYS		
		Interceptions	Fumbles	Total	Interceptions	Fumbles	Total
Missouri St.	E	1	0	1	0	1	1
North Dakota	+1	1	0	1	0	0	0
Morehead St.	E	1	0	1	1	0	1
W. Carolina	E	1	0	1	1	0	1
E. Washington	E	0	0	0	0	0	0
Weber State	-1	0	1	1	0	2	2
N. Arizona	E	0	1	1	0	1	1
N. Colorado	+3	3	0	3	0	0	0
Cal Poly	+2	2	1	3	1	0	1
UC Davis	-2	0	0	0	2	0	2
Portland St.	+4	3	2	5	1	0	1
Montana St.	E	0	0	0	0	0	0
<b>TOTAL</b>	<b>+7</b>	<b>12</b>	<b>5</b>	<b>17</b>	<b>6</b>	<b>4</b>	<b>10</b>

POINTS OFF TURNOVERS	
Montana	Opponents
50	16

Score by qtr. ....	1st	2nd	3rd	4th	OT	Total
Montana .....	83	102	113	110	0	408
Opponents .....	73	62	68	90	7	300

Score by qtr. ....	1st	2nd	3rd	4th	OT	Total
Tennessee St. ....	107	92	59	63	0	321
Opponents .....	72	98	40	64	0	274

## GRIZ SCORING DRIVES

Opponent	Qtr/Time	Score	Drive	MSU/UM
Missouri St	1st/04:12	Gillman, Eli 37 yd run (Morrison kick failed)	3 plays, 75 yards, TOP 01:13	7/6
	2nd/07:07	Morrison, Ty 35 yd field goal	12 plays, 66 yards, TOP 04:31	10/9
	2nd/00:00	Morrison, Ty 22 yd field goal	12 plays, 76 yards, TOP 01:40	10/12
	3rd/00:32	Harris, Xavier 34 yd pass from Fife, Logan (Morrison, Ty kick)	6 plays, 53 yards, TOP 02:28	17/19
	4th/09:36	Gillman, Eli 2 yd run (Morrison, Ty kick)	3 plays, 58 yards, TOP 01:05	17/26
	4th/01:38	Morrison, Ty 38 yd field goal	8 plays, 44 yards, TOP 03:05	24/29

Opponent	Qtr/Time	Score	Drive	UM/UND
N. Dakota	1st/11:08	Harris, Xavier 37 yd pass from Ah Yat, Keali'i (Morrison, Ty kick)	4 plays, 56 yards, TOP 01:20	7/0
	1st/06:28	Gillman, Eli 63 yd run (Morrison, Ty kick)	2 plays, 70 yards, TOP 00:44	14/0
	1st/01:08	Fontes, Aaron 18 yd run (Morrison, Ty kick)	7 plays, 65 yards, TOP 03:07	21/7
	2nd/00:00	Morrison, Ty 30 yd field goal	12 plays, 65 yards, TOP 01:51	24/7

Opponent	Qtr/Time	Score	Drive	MSU/UM
Morehead St	1st/11:23	Ah Yat, Keali'i 1 yd run (Morrison, Ty kick)	6 plays, 33 yards, TOP 01:54	0/7
	1st/08:20	White, Keelan 2 yd pass from Ah Yat, Keali'i (Fife, Logan rush)	4 plays, 16 yards, TOP 01:40	0/15
	2nd/13:41	Gillman, Eli 13 yd run (Morrison, Ty kick)	5 plays, 50 yards, TOP 01:48	0/22
	2nd/08:18	Morrison, Ty 46 yd field goal	6 plays, 18 yards, TOP 02:58	0/25
	2nd/04:33	Ostmo, Nick 10 yd run (Morrison, Ty kick)	7 plays, 49 yards, TOP 01:53	0/32
	2nd/02:07	Gillman, Eli 22 yd run (Morrison, Ty kick)	3 plays, 43 yards, TOP 00:51	0/39
	3rd/07:47	Rocker Jr., Stevie 23 yd run (Morrison, Ty kick)	9 plays, 95 yards, TOP 04:44	0/46
	3rd/00:02	Ah Yat, Keali'i 2 yd run (Glasgow kick failed)	10 plays, 75 yards, TOP 05:14	0/52
	4th/08:47	Fonoti, Malae 5 yd run (Silver, Jo kick)	9 plays, 63 yards, TOP 04:34	2/59

Opponent	Qtr/Time	Score	Drive	WCU/UM
W. Carolina	2nd/13:20	Gillman, Eli 66 yd run (Morrison, Ty kick)	2 plays, 75 yards, TOP 00:32	17/7
	2nd/03:05	Ah Yat, Keali'i 1 yd run (Morrison, Ty kick)	9 plays, 81 yards, TOP 03:50	20/14
	2nd/00:53	Ah Yat, Keali'i 9 yd run (Morrison, Ty kick)	6 plays, 70 yards, TOP 00:47	27/21
	3rd/05:28	Ah Yat, Keali'i 6 yd run (Morrison, Ty kick)	4 plays, 64 yards, TOP 00:48	27/28
	3rd/03:01	Ah Yat, Keali'i 1 yd run (Morrison, Ty kick)	6 plays, 22 yards, TOP 02:22	27/35
	4th/12:12	Morrison, Ty 34 yd field goal	9 plays, 63 yards, TOP 03:09	27/38
	4th/01:44	Ostmo, Nick 12 yd run (Racanelli, Sawyer pass)	15 plays, 75 yards, TOP 06:38	35/46

Opponent	Qtr/Time	Score	Drive	UM/EWU
E. Wash.	1st/08:44	Morrison, Ty 29 yd field goal	7 plays, 65 yards, TOP 02:14	3/0
	1st/02:23	Barker, Erik 29 yd pass from Fife, Logan (Morrison, Ty kick)	6 plays, 75 yards, TOP 02:38	10/7
	2nd/09:56	Ostmo, Nick 8 yd run (Morrison, Ty kick)	8 plays, 75 yards, TOP 04:19	17/14
	2nd/03:13	Bergen, Junior 47 yd pass from Fife, Logan (Morrison, Ty kick)	8 plays, 80 yards, TOP 03:45	24/14
	2nd/00:12	Barker, Erik 5 yd pass from Fife, Logan (Morrison, Ty kick)	11 plays, 89 yards, TOP 01:35	31/14
	3rd/07:42	Gillman, Eli 69 yd run (Morrison, Ty kick)	2 plays, 75 yards, TOP 00:55	38/21



# 2024 GRIZ GAME BREAKERS

## GRIZ SCORING DRIVES

Opponent	Qtr/Time	Score	Drive	UM/EWU
	4th/05:11	Ostmo, Nick 6 yd pass from Fife, Logan (Morrison, Ty kick)	11 plays, 75 yards, TOP 05:48	45/35
	4th/02:34	Olson, Jake 2 yd pass from Fife, Logan (Morrison, Ty kick)	6 plays, 75 yards, TOP 01:53	52/42
Opponent	Qtr/Time	Score	Drive	WSU/UM
Weber St.	1st/13:08	Gillman, Eli 37 yd run (Morrison, Ty kick)	4 plays, 59 yards, TOP 01:42	0/7
	2nd/10:44	Morrison, Ty 44 yd field goal	12 plays, 42 yards, TOP 05:19	14/10
	2nd/04:42	Fife, Logan 2 yd run (Morrison, Ty kick)	6 plays, 59 yards, TOP 02:38	28/17
	3rd/08:02	Gillman, Eli 68 yd pass from Fife, Logan (2pt failed)	3 plays, 75 yards, TOP 01:46	28/23
	4th/14:49	Gillman, Eli 3 yd run (Morrison, Ty kick)	8 plays, 70 yards, TOP 03:06	31/30
	4th/10:00	Morrison, Ty 48 yd field goal	7 plays, 18 yards, TOP 02:24	31/33
	4th/05:28	Gillman, Eli 4 yd run (Olson, Jake pass)	8 plays, 70 yards, TOP 03:06	38/41
	4th/00:59	White, Keelan 13 yd pass from Fife, Logan (Morrison, Ty kick)	11 plays, 73 yards, TOP 03:32	45/48
Opponent	Qtr/Time	Score	Drive	NAU/UM
N. Arizona	1st/04:46	Morrison, Ty 21 yd field goal	10 plays, 77 yards, TOP 03:44	7/3
	3rd/10:16	Fife, Logan 1 yd run (Morrison, Ty kick)	11 plays, 75 yards, TOP 04:44	13/10
	3rd/05:34	Fife, Logan 1 yd run (Morrison, Ty kick)	9 plays, 75 yards, TOP 04:22	20/17
	4th/06:13	Bergen, Junior 11 yd pass from Fife, Logan (Morrison, Ty kick)	9 plays, 74 yards, TOP 04:20	20/24
	4th/01:57	Fife, Logan 2 yd run (Morrison, Ty kick)	6 plays, 33 yards, TOP 02:57	20/31
Opponent	Qtr/Time	Score	Drive	UNC/UM
N. Colorado	1st/02:49	Gillman, Eli 4 yd run (Morrison, Ty kick)	8 plays, 54 yards, TOP 03:59	0/7
	2nd/00:31	Finch, Ian 2 yd pass from Ah Yat, Keali'i (Morrison, Ty kick)	8 plays, 83 yards, TOP 04:39	0/14
	3rd/12:41	Morrison, Ty 47 yd field goal	4 plays, -5 yards, TOP 02:09	0/17
	3rd/01:38	Gillman, Eli 9 yd pass from Ah Yat, Keali'i (Morrison, Ty kick)	16 plays, 87 yards, TOP 08:57	0/24
Opponent	Qtr/Time	Score	Drive	CP/UM
Cal Poly	1st/05:10	Harris, Xavier 24 yd pass from Ah Yat, Keali'i (Morrison, Ty kick)	11 plays, 75 yards, TOP 05:21	0/7
	2nd/05:29	White, Keelan 21 yd pass from Fife, Logan (Morrison, Ty kick)	8 plays, 67 yards, TOP 03:45	0/14
	3rd/02:49	Bergen, Junior 84 yd punt return (Morrison, Ty kick)		0/21
	3rd/00:13	Gillman, Eli 3 yd run (Morrison, Ty kick)	3 plays, 17 yards, TOP 01:01	0/28
	4th/11:01	Freitas, Lucas 0 yd run (Morrison, Ty kick)	7 plays, 48 yards, TOP 03:34	0/35
	4th/01:02	Rocker Jr., Stevie 1 yd run (Morrison, Ty kick)	4 plays, 35 yards, TOP 00:55	7/42
Opponent	Qtr/Time	Score	Drive	UCD/UM
UC Davis	1st/09:01	Bergen, Junior 23 yd pass from Fife, Logan (Morrison, Ty kick)	7 plays, 72 yards, TOP 03:30	0/7
	3rd/06:51	Ah Yat, Keali'i 2 yd run (Morrison, Ty kick)	11 plays, 55 yards, TOP 04:42	13/14
Opponent	Qtr/Time	Score	Drive	PSU/UM
Portland St.	3rd/13:01	Fife, Logan 1 yd run (Morrison, Ty kick)	5 plays, 72 yards, TOP 01:54	3/7
	3rd/10:10	Racanelli, Sawyer 81 yd pass from Fife, Logan (Morrison, Ty kick)	2 plays, 81 yards, TOP 00:18	10/14
	3rd/02:30	Barker, Erik 11 yd pass from Fife, Logan (Morrison, Ty kick)	11 plays, 70 yards, TOP 03:55	17/21
	4th/14:23	Fontes, Aaron 35 yd pass from Fife, Logan (Morrison, Ty kick)	1 plays, 30 yards, TOP 00:27	17/28
Opponent	Qtr/Time	Score	Drive	UM/MSU
Montana St.	2nd/13:08	Morrison, Ty 47 yd field goal	6 plays, 24 yards, TOP 03:11	3/7
	4th/11:02	Gillman, Eli 1 yd run (Racanelli, Sawyer pass)	13 plays, 75 yards, TOP 05:53	11/27



# HEAD COACH BOBBY HAUCK



## • The Winningest Coach in Montana History

## • Winningest Coach in Big Sky Conference History

Bobby Hauck became the 37th head football coach at the University of Montana on Nov. 30, 2017. He began his second tenure as the Grizzlies' head coach a day later on December 1, 2017.

In two terms coaching Montana, he's become one of the most consistent winners in all of college football.

2024 will be his 18th year as a college football head coach, his 13th overall year at Montana, and the sixth year of his second stint as Montana's head coach.

In 2018 Hauck became the winningest coach in Montana history, surpassing the great Don Read with 86 wins in eight seasons.

In 2023 he also became the winningest coach in Big Sky Conference history, surpassing former NAU head coach and long-time Montana assistant Jerome Souers' career total of 123 with the win over Sacramento State. A game ball and his sideline gear from that game are now enshrined at the College Football Hall of Fame in Atlanta. Hauck is now closing in Souers' other record of 85 wins in Big Sky play.

Entering the 2024 season he holds the most wins among active FCS coaches since 2020 at 33.

A long history of success in the league, Hauck is also the fastest coach in Big Sky history to reach the 40, 50, 60, 70, and 80-win plateaus.

## BOBBY HAUCK // HEAD COACH

In his first tenure at UM from 2003-2009 Hauck won more games than any other coach in FCS football, led the Grizzlies to three national championship appearances, and won seven-straight Big Sky Conference championships.

During that time Hauck's Grizzlies outscored their opponents 3,079-1,795 in his 97-game tenure. He also coached 37 first-team All-Big Sky selections. His 82 percent winning average was the highest in the FCS at the time, and he led UM to three perfect seasons in Big Sky play with a 47-6 league record, winning at least a share of the Big Sky title in each of his seven seasons.

He is a four-time Big Sky Conference Coach of the Year and a three-time AFCA FCS Region 5 Coach of the Year, earning the honor in 2006, 2009, and 2023. He is also a two-time finalist for the Eddie Robinson Coach of the Year award, once 2009 and the second in 2023.

Under Hauck, the Grizzlies have also excelled in the classroom. From 2003-2009, Montana placed 104 football players on Academic All-Big Sky teams, the most, or second most in the league each year. In each of those seasons, football student-athletes also graduated at a higher rate than their campus counterparts, including a remarkable 90 percent rate in 2005.

Since returning in 2018 Hauck's Grizzlies have posted the highest grade point averages in program history, averaging over a 3.0 each year. In that time the Griz have had a conference-high 202 Academic All-Big Sky honorees as well, leading or coming in second in the conference each semester.

The UM alum returned to his native Montana in 2017 after five seasons as the head coach at UNLV, and three seasons serving as the Associate Head Coach and Special Teams Coordinator at San Diego State.

He began his coaching career with the Grizzlies in 1988 after earning a bachelor's degree in business and physical education at Montana in 1987.

"It is an honor and a privilege to be able to come back home to a place that is so important to me. I am grateful for the opportunity to continue the tradition of excellence at the University of Montana. I am absolutely committed to success both on and off the field. I cannot wait to see what the future holds, and look forward to being a strong

advocate for the University as a whole," said Hauck.

From 2010-2014 Hauck served as head coach and special teams coordinator at UNLV. As head coach, he led the Rebels to the Heart of Dallas Bowl in 2013 - their only winning season since 2000, only the fourth bowl game in UNLV history, and the first to be played on New Year's Day.

In 2015, Hauck accepted the role as special teams coordinator at San Diego State under legendary head coach Rocky Long. There he coached kick returner Rashaad Penny, a three-time Mountain West Special Teams Player of the Year and 2017 Offensive Player of the Year - the only player in league history to win both awards in the same season. Penny also holds the NCAA record for career kick returns for a touchdown (7).

In 2022 Hauck's special teams at Montana set more records when Malik Flowers tied Penny's NCAA record with his seventh kickoff return for a touchdown and broke the FCS record for career kick return yards with 2,659.


Hauck's son Robby also finished his playing career at Montana as a record breaker, setting a new UM and Big Sky record for tackles with 482, the sixth-most in FCS history.

### The Hauck File

**Hometown:** Missoula, Mont. (Born), Big Timber, Mont. (High School)

**Alma Mater:** Montana '88 (B.A. Business and Health and Physical Education), UCLA '91 (M.S. Education Administration)

**Family:** Wife Stacey; Daughters Alexandra, Elise, and Sydney; Son Robby







# HEAD COACH BOBBY HAUCK

## BY THE NUMBERS...

8

Big Sky  
Championships

41

Wins since 2020  
\*Second-most  
among active  
FCS coaches

17

FCS  
Playoff Wins

12

Consecutive  
semesters with  
a team 3.0 GPA  
or better

137

Wins at  
Montana  
\*Big Sky Record

79

Conference  
wins at Montana  
- No. 2 in Big  
Sky history

### THE HAUCK FILE

Head Coaching Record			
Year	Team	Overall	Conf. (Finish)
2003	Montana	9-4	5-2 (T-1st)
2004	Montana	12-3	6-1 (T-1st)
2005	Montana	8-4	5-2 (T-1st)
2006	Montana	12-2	8-0 (1st)
2007	Montana	11-1	8-0 (1st)
2008	Montana	14-2	7-1 (T-1st)
2009	Montana	14-1	8-0 (1st)
<b>Montana (1st term)</b>		<b>80-17</b>	<b>47-6</b>
2018	Montana	6-5	4-4 (4th)
2019	Montana	10-4	6-2 (T-2nd)
2020-21	Montana	2-0	0-0
2021	Montana	10-3	6-2 (T-3rd)
2022	Montana	8-5	4-4 (6th)
2023	Montana	13-2	7-1 (1st)
2024	Montana	8-4	5-3 (5th)
<b>Montana (2nd term)</b>		<b>57-23</b>	<b>32-16</b>
<b>Montana (overall)</b>		<b>137-40</b>	<b>79-22</b>
2010	UNLV	2-11	2-6 (7th)
2011	UNLV	2-10	1-6 (T-6th)
2012	UNLV	2-11	2-6 (8th)
2013	UNLV	7-6	5-3 (T-3rd)
2014	UNLV	2-11	1-7 (6th)
<b>UNLV</b>		<b>15-49</b>	<b>11-28</b>
<b>Overall</b>		<b>152-89</b>	<b>90-50</b>

<b>AFCA FCS Regional Coach of the Year</b>			
2006	2009	2023	
<b>Eddie Robinson Coach of the Year Finalist</b>			
	2009	2023	
<b>Big Sky Conference Coach of the Year</b>			
2006	2007	2009	2023

#### Big Sky Conference All-Time Wins

1. Bobby Hauck, Montana .....	137
2. Jerome Souers, Northern Arizona .....	123
3. Chris Ault, Nevada .....	111
4. Tim Walsh, PSU/CP .....	107
5. Mike Kramer, EWU/MSU/ISU .....	95

#### All-Time Conference Wins

1. Jerome Souers, Northern Arizona .....	85
2. Bobby Hauck, Montana .....	79
3. Tim Walsh, PSU/CP .....	74
4. Chris Ault, Nevada .....	68
5. Beau Baldwin, EWU/CP .....	60

#### Bowl/Postseason Experience (season, not year of bowl)

1989	D1-AA First Round
1989	D1-AA Semifinal
1991	Sun Bowl
1995	Cotton Bowl
1996	Holiday Bowl
1998	Aloha Bowl
1999	Holiday Bowl
2000	Rose Bowl
2001	Holiday Bowl
2002	Sun Bowl
2003	D1-AA First Round
2004	D1-AA National Championship
2005	D1-AA First Round
2006	FCS Semifinal
2007	FCS First Round
2008	FCS National Championship
2009	FCS National Championship
2014	Heart of Dallas Bowl
2015	Hawaii Bowl
2016	Las Vegas Bowl
2017	Armed Forces Bowl
2019	FCS Quarterfinal
2021	FCS Quarterfinal
2022	FCS Second Round
2023	FCS National Championship
2024	FCS Playoffs

#### Hauck vs. The Big Sky

School	Won	Lost
Cal Poly	9	1
Eastern Washington	10	2
Idaho	5	1
Idaho State	8	1
Montana State	7	6
Northern Arizona	9	1
Northern Colorado	8	0
Portland State	11	2
Sacramento State	9	3
UC Davis	4	2
Weber State	8	4

#### Hauck Timeline

Years	Team
1988-1989	Montana (DB/DL)
1990-1992	UCLA (Recruiting/DB/ST/GA)
1993-1994	Northern Arizona (OLB)
1995-1998	Colorado (RC/S/OLB/ST)
1999-2002	Washington (DB/ST)
2003-2009	Montana (Head Coach)
2010-2014	UNLV (Head Coach)
2015-2017	San Diego St (Assoc. HC/STC)
2018-Present	Montana (Head Coach)





# 2024 COACHING STAFF



## BRENT PEASE

### **OFFENSIVE COORDINATOR / QUARTERBACKS**

- 2024 is the seventh year of his second stint coaching at UM, and his second as the Offensive Coordinator and QBs coach
- A 30-year coaching veteran with stops in the Big Sky, SEC, Mountain West and Pac-12
- Coached in nine D1-AA (FCS) playoffs seasons, three D1-AA National Championships, and nine bowl games
- Won the 2010 Fiesta Bowl with #6 Boise State as the Broncos Assistant Head Coach with record-setting QB Kellen Moore
- Former Grizzly Offensive Coordinator (1996-1998), Offensive Assistant (1991-1995)
- As QB at UM in 1986, led the nation in total offense with 309 YPG, and passed for a school record 3,056 yards & 30 TDs

\*In the box



## ROGER COOPER

### **CO-DEFENSIVE COORDINATOR / LINEBACKERS**

- 2024 will be Roger Cooper's third season overall at Montana and his first as the Grizzlies' co-Defensive Coordinator and linebacker coach.
- Prior to serving as co-DC, he worked exclusively with Montana's linebackers in 2023, and safeties in 2022.
- Former All-American linebacker at Montana State, earning All-Big Sky honors in three-straight seasons (2002-2004) and was named Big Sky defensive MVP in 2004

\*In the box



## TIM HAUCK

### **CO-DEFENSIVE COORDINATOR / SAFETIES**

- 2024 will be the second for Hauck at his alma mater since returning in 2023 and his ninth year overall with the program as a coach.
- The Grizzly Sports Hall of Famer, 13-year NFL vet, and Super Bowl-winning coach was promoted from Defensive Analyst to co-Defensive Coordinator and Safeties Coach in March of 2024.
- He returned to his alma mater and the place he began his coaching career after 15 seasons as a mentor at the game's highest levels.
- He most recently spent five seasons in the NFL with Philadelphia, where he helped lead the Eagles to a win over New England in Super Bowl LII.
- As a player he was a three-year letterman for the Grizzlies from 1987 to 1989, when he became a two-time All-American and two-time Big Sky Defensive MVP at safety.

\*In the box



## ROB PHENICIE

### **ASST. HEAD COACH / TIGHT ENDS**

- 2024 marks the third season of his second stint coaching the Griz, and his tenth season overall at Montana.
- Phenicie returned to UM in March of 2020 as an analyst after five seasons as the head coach at Idaho State.
- He coached tackles and tight ends in 2023, and now coaches tight ends exclusively
- From 2003 to 2009 he served as Montana's offensive coordinator under Hauck, helping lead the Griz to three national championship appearances.
- Helped Montana win seven-straight Big Sky titles in that time.
- Also coached with Hauck at UNLV from 2010 to 2014 as the Rebel's offensive coordinator.



## JUSTIN GREEN

### **RECRUITING COORDINATOR/RUNNING BACKS**

- 2024 is his 13th season serving as Running Backs Coach and Recruiting Coordinator at his alma mater
- Had a stellar career with the Griz (2003-2004), rushing for 1,784 yards and being named the Big Sky "Newcomer of the Year"
- A fifth-round draft pick by the Baltimore Ravens in 2005, playing four years in the NFL
- Graduated with a degree in Sociology from Montana

\*In the box



## BRYCE ERICKSON

### **WIDE RECEIVERS**

- 2024 will be his fourth season at Montana and his second coaching the receivers. He previously coached UM's tight ends.
- Former QB Coach at Idaho where he All-Sun Belt honoree and Famous Idaho Potato Bowl MVP Matt Linehan
- Also recruited and coached QB Jake Luton at Idaho before he transferred to Oregon State and went on to the NFL
- Spent five years coaching the running backs at Arizona State prior to coaching at Idaho
- Son of College Football Hall of Famer Dennis Erickson



## JOE PAWLAK

### **OFFENSIVE LINE**

- 2024 is Pawlak's first year in Montana after being hired in February.
- Pawlak (Pronounced: PAV-lik) came to Montana after five years as the O-Line coach at North Dakota
- Prior to his time at North Dakota, Pawlak was a Graduate Assistant at Iowa where he assisted in leading a Hawkeye front that won the 2016 Joe Moore Award for the best offensive line in college football.
- As a player he was a three-year starter and all-conference performer at Northern Illinois where he helped the Huskies win the 2011 MAC championship.



# 2024 COACHING STAFF



## Kim McCloud

### **CORNERBACKS**

- 2024 is his second season as Montana's cornerback coach after serving as a defensive analyst in 2022.
- A 25-year coaching veteran, with stops at Idaho, Nevada, Baylor, Syracuse, Hawaii, and more.
- Has been a part of 14 post-season squads while coaching on both sides of the ball
- Came to Montana from Hawaii where he was the cornerbacks coach. Prior to Hawaii, was at Syracuse of the ACC, coaching cornerbacks and wide receivers, while also serving as the assistant head coach for three seasons.

\*In the box



## MIKE LINEHAN

### **DEFENSIVE LINE**

- 2024 is Linehan's second year at Montana, and his second year as a D-Line coach
- Came to Montana after three years at San Diego State where he was a GA on the Aztec D-Line
- Began his playing career at Idaho, the alma mater of his father and long-time NFL coach Scott Linehan. His brother Matt Linehan is also an Idaho alum and is the Vandals' current wide receivers coach.



## SCOTT LINEHAN

### **OFFENSIVE ANALYST**

- Former NFL head coach and 30-plus year coaching veteran Scott Linehan has joined the Montana football coaching staff as an offensive analyst in 2024
- Came to Montana after serving as an analyst in the SEC at Missouri in 2021. Prior to that he spent a season at LSU as the passing game coordinator
- Before that he spent five seasons in Dallas where he helped the Cowboys to three NFC East division titles and three playoff appearances.
- In total he spent 17 years in the NFL with three seasons as a head coach and 13 as an offensive coordinator.
- He was the head coach of the St. Louis Rams from 2006-2008 and has served as the offensive coordinator for the Cowboys, Miami Dolphins, Minnesota Vikings, and Detroit Lions. He also served as a collegiate offensive coordinator at Idaho, Washington, and Louisville.

\*In the box



## MIKE HUDSON

### **DEFENSIVE ANALYST**

- Hudson returned to Montana in 2024 to serve as a defensive analyst after spending six seasons with the Griz in various capacities between 2005 and 2010.
- In his first term at UM he served as the assoc. head coach, cornerbacks coach, running backs coach, defensive secondary coach, linebackers coach, and operations director.
- During that time he coached some of UM's greatest, including NFL draftees Caleb McCurdy (linebacker), safety Shann Schillinger, and cornerback Trumaine Johnson.
- He first came to Montana in 2005 from Sam Houston where he served as the Bearkats defensive coordinator on a team that beat the then-No. 1 Griz 41-29 in Huntsville, Texas, then lost to UM later that year 34-14 in the 2004 1-AA semifinal in Missoula.
- Most recently served as the asst. HC and O-line asst. at UT Martin in 2023 where he helped the Skyhawks to a Big South/OVC championship.

\*In the box



## DAN RYAN

### **STRENGTH & CONDITIONING**

- Fifth year on staff at Montana as strength coach in 2024
- Former Director of Strength and Conditioning at Idaho State
- Worked at UNLV under Hauck from 2010-2015
- Was a student assistant at Montana from 2006-2010



## JIMMY MORIMOTO

### **ASSISTANT ATHLETIC DIRECTOR - FOOTBALL OPERATIONS**

- Entering seventh season as the Director of Football Operations in 2024
- Came to Montana after one year as the Director of Operations at Hawaii
- Spent two years overseeing recruitment at Fresno State as the Director of Player Personnel
- Served under Coach Hauck at UNLV as Director of Player Personnel
- Former Head Coach at Baldwin High School in his native Hawaii



## KEATON JOHNSON

### **DIRECTOR OF RECRUITING**

- 2024 marks his third season as the Director of Recruiting for the Griz
- Oversees all on-campus recruiting, handles official and unofficial visits and coordinates recruiting logistics with staff members. He also works alongside marketing team and coaching staff on all recruitment material.
- Previously worked on the Grizzly football staff from 2019-2021 as a student assistant in recruitment and operations
- Graduated with a degree in Business Management from Montana



## DUSTIN SNYDER

### **PLAYER PERSONNEL / VIDEO COORDINATOR**

- 2024 is his second season as Montana's Director of Player Personnel and Video Coordinator
- He manages all video operations for the team and supports the Grizzly staff and players in day-to-day operations, as well as assisting with the recruitment process.
- Previously worked with Coach Hauck at San Diego State University, where he was a student assistant from 2014-2017.
- Worked one year at Del Norte High School and four years at Vista Murrieta High School prior to Montana. At VMHS, he taught math and coached football and baseball.



# GRIZ IN THE 2024 POLLS

## STATS PERFORM FCS MEDIA TOP 25

Week 13 - 11/25

Rank	School	1sts	Pts.	Prev.
1	Montana State (51)	12-0	1395	2
2	South Dakota State (1)	10-2	1281	3
3	North Dakota State (2)	10-2	1281	1
4	South Dakota (2)	9-2	1275	4
5	UC Davis	10-2	1167	5
6	UIW	10-2	1084	6
7	Idaho	9-3	1054	7
8	Mercer	10-2	1020	8
9	Richmond	10-2	955	10
10	Rhode Island	10-2	843	13
11	Illinois State	9-3	771	14
12	Villanova	9-3	746	15
13	<b>Montana</b>	<b>8-4</b>	<b>739</b>	<b>9</b>
14	Tarleton State	9-3	684	16
15	Abilene Christian	8-4	613	11
16	Southeast Missouri State	9-3	508	12
17	Northern Arizona	8-4	389	21
18	Jackson State	10-2	384	20
19	New Hampshire	8-4	320	24
20	South Carolina State	9-2	302	23
21	Tennessee State	9-3	296	NR
22	Eastern Kentucky	8-4	284	25
23	UT Martin	8-4	282	22
24	Stony Brook	8-4	94	18
25	Harvard	8-2	87	17

**Others Receiving Votes:** North Carolina Central 78; Southern Utah 59; Southeastern Louisiana 33; Lehigh 31; Duquesne 27; Western Carolina 25; Chattanooga 20; Drake 20; Tennessee Tech 13; Central Connecticut State 6; Dartmouth 4

## AFCA FCS COACHES TOP 25

Week 13 - 11/25

Rank	School (1st)	Rec.	Pts	Prev
1	Montana State (23)	12-0	622	2
2	South Dakota State (2)	10-2	593	3
3	South Dakota	9-2	571	4
4	North Dakota State	10-2	554	1
5	UC Davis	10-2	522	5
6	UIW	10-2	495	6
7	Richmond	10-2	453	7
8	Idaho	9-3	443	8
9	Mercer	10-2	427	9
10	Illinois State	9-3	392	13
11	Villanova	9-3	360	14
12	Rhode Island	10-2	351	15
13	<b>Montana</b>	<b>8-4</b>	<b>304</b>	<b>10</b>
14	Tarleton State	9-3	290	16
15	Jackson State	10-2	266	17
16	Southeast Missouri State	9-3	236	11
17	Abilene Christian	8-4	220	12
18	South Carolina State	9-2	194	T-21
19	Tennessee State	9-3	150	25
20	UT Martin	8-4	128	24
21	Missouri State	8-4	124	18
22	Northern Arizona	8-4	100	NR
23	North Carolina Central	8-3	54	NR
24	New Hampshire	8-4	47	NR
25	Duquesne	8-3	46	19

**Others Receiving Votes:** Stony Brook, 44; Eastern Kentucky, 32; Drake, 29; Lehigh, 19; Dartmouth, 16; Harvard, 16; Central Connecticut State, 12; Chattanooga, 6; Butler, 4; Southeastern Louisiana, 4; Columbia, 2.

## PRESEASON MEDIA POLL

### STATS PERFORM FCS TOP 25

Preseason Poll - Aug. 5, 2024

RANK	SCHOOL	2023 RECORD	POINTS	2023 FINAL RANK
1	South Dakota State (52)	15-0	1396	1
2	North Dakota State (3)	11-4	1327	3
3	<b>Montana</b>	<b>13-2</b>	<b>1285</b>	<b>2</b>
4	Montana State (1)	8-4	1199	9
5	South Dakota	10-3	1155	4
6	Villanova	10-3	1151	6
7	Idaho	9-4	1021	8
8	Sacramento State	8-5	874	13
9	Chattanooga	8-5	868	14
10	Southern Illinois	8-5	832	12
11	Central Arkansas	7-4	724	NR
12	Furman	10-3	678	7
13	Richmond	9-4	625	15
14	UIW	8-2	605	22
15	William & Mary	6-5	546	NR
16	UAlbany	11-4	527	5
17	Lafayette	9-3	359	21
18	UC Davis	7-4	351	24
19	Illinois State	6-5	350	NR
20	Western Carolina	7-4	318	23
21	Tarleton State	8-3	302	NR
22	Weber State	6-5	268	NR
23	Nicholls	6-5	201	NR
24	North Dakota	7-5	197	16
25	Youngstown State	8-5	177	19

**Others:** Florida A&M (3-2, 1-0 SWAC), 67; ETSU (3-3, 1-1 SoCon), 58; McNeese (4-3, 1-1 Southland), 49; Southern Illinois (2-4, 0-2 MVFC), 47; Dartmouth (3-0, 1-0 Ivy), 45; Lafayette (3-2, 1-0 Patriot), 37; Stony Brook (4-2, 1-1 CAA), 32; UT Martin (3-3, 1-1 Big South-OVC), 27; Western Carolina (2-3, 1-0 SoCon), 26; Duquesne (3-2, 1-0 NEC), 25; Nicholls (2-3, 0-0 Southland), 21; New Hampshire (3-2, 1-0 CAA), 16; Towson (2-3, 1-1 CAA), 15; Houston Christian (3-3, 1-0 Southland), 12; Butler (5-0, 1-0 Pioneer), 7; Harvard (2-1, 0-1 Ivy), 7; Monmouth (3-3, 1-1 CAA), 6; Tennessee State (4-2, 2-1 Big South-OVC), 6

## MONTANA IN THE FCS MEDIA POLL

Pre.	1	2	3	4	5	6	7	8	9	10	11	12	13	Final
3	4	8	9	8	8	14	11	9	8	7	10	9	13	

## PRESEASON COACHES POLL

### AFCA FCS COACHES' TOP 25

Preseason Poll - Aug. 12, 2024

Rank	School (1st votes)	2022 Record	Pts.
1	South Dakota St. (25)	15-0	649
2	North Dakota St.	11-4	614
3	<b>Montana</b>	<b>13-2</b>	<b>576</b>
4	Montana St.	8-4	518
5	South Dakota	10-3	512
6	Villanova	10-3	502
7	Idaho	9-4	473
8	Chattanooga	8-5	403
9	Furman	10-3	392
10	Sacramento St.	8-5	382
11	Southern Illinois	8-5	370
12	Richmond	9-4	353
13	Central Arkansas	7-4	339
14	UAlbany	11-4	275
15	UIW	9-2	259
16	William & Mary	6-5	196
17	UC Davis	7-4	164
18	Lafayette	9-3	157
19	Western Carolina	7-4	144
20	Illinois St.	6-5	143
21	Tarleton	8-3	137
22	North Dakota	7-5	131
23	Youngstown St.	8-5	97
24	Nicholls	6-5	91
25	Florida A&M (1)	12-1	71

**Others:** Weber St., 66; North Carolina Central, 53; Eastern Illinois, 50; UT Martin, 38; Austin Peay, 35; Northern Iowa, 33; Harvard, 32; Yale, 31; Mercer, 27; Holy Cross, 20; Howard, 20; Alabama St., 17; Northern Arizona, 17; Elon, 16; Alcorn St., 9; Duquesne, 7; North Carolina A&T, 6; Fordham, 5; Gardner-Webb, 4; Indiana St., 3; Missouri St., 3; Butler, 2; Eastern Kentucky, 2; Southeast Missouri St., 2; Eastern Washington, 1; Murray St., 1; Samford, 1; Utah Tech, 1.

## MONTANA IN THE FCS COACHES POLL

Pre.	1	2	3	4	5	6	7	8	9	10	11	12	13	Final
3	4	9	10	9	9	14	11	9	8	7	11	10	13	





## 2024 BIG SKY PRESEASON POLLS

Coaches' Poll	Team (1st votes) - Points
1.....	Montana (10), 120
2.....	Montana State (1), 110
3.....	Idaho, 95
4.....	UC Davis (1), 88
5.....	Sacramento State, 82
6.....	Weber State, 74
7.....	Northern Arizona, 55
8.....	Eastern Washington, 47
9.....	Portland State, 45
10.....	Idaho State, 31
11.....	Northern Colorado, 23
12.....	Cal Poly, 22

Media Poll	Team (1st votes) - Points
1.....	Montana (26), 442
2.....	Montana State (9), 414
3.....	Idaho (2), 342
4.....	UC Davis (1), 332
5.....	Sacramento State, 324
6.....	Eastern Washington, 240
7.....	Weber State, 234
8.....	Idaho State, 174
9.....	Northern Arizona, 172
10.....	Portland State, 169
11.....	Cal Poly, 74
12.....	Northern Colorado, 47

### MONTANA'S FINAL FCS RANKINGS

1982	NCAA	19th
1988	NCAA	19th
1989	NCAA	6th
1993	The Sports Network	3rd
1994	The Sports Network	8th
1995	The Sports Network	1st
1996	The Sports Network	2nd
1997	The Sports Network	11th
1998	The Sports Network	14th
1999	The Sports Network	7th
2000	The Sports Network	2nd
2001	The Sports Network	1st
2002	The Sports Network	9th
2003	The Sports Network	14th
2004	The Sports Network	2nd
2005	The Sports Network	12th
2006	The Sports Network	3rd
2007	The Sports Network	10th
2008	The Sports Network	2nd
2009	The Sports Network	2nd
2010	The Sports Network	20th
2011	The Sports Network	4th
2012	Not Ranked	-
2013	The Sports Network	8th
2014	The Sports Network	12th
2015	STATS FCS	14th
2016	NCAA Coaches	25th
2017	Received Votes	RV
2018	Received Votes	RV
2019	STATS FCS	6th
2020-21	NA*	NA
2021	STATS FCS	6th
2022	STATS FCS	14th
2023	STATS FCS	2nd

\*Montana opted to play a two-game spring season in 2021 instead of a full FCS season.

## PLAYER OF THE WEEK NOMINATIONS

DATE	OPPONENT	NOMINEE
8/31	Missouri State	Eli Gillman (O)
		Hayden Harris (D)
		<b>Ty Morrison! (S)</b>
9/7	at North Dakota	N/A (O)
		N/A (D)
		N/A (S)
9/14	Morehead State	<b>Malae Fonoti+ (O/F)</b>
		Hayden Harris (D)
		Isiah Childs (S)
9/21	Western Carolina	<b>Eli Gillman! (O)</b>
		N/A (D)
		Sawyer Racanelli (S)
		<b>Keali'i Ah Yat (F)+</b>
9/28	at Eastern Washington	<b>Logan Fife!+ (O)</b>
		Ryan Tirrell (D)
		N/A (S)
9/14	Weber State	Keelan White (O)
		Riley Wilson (D)
		N/A (S)
10/12	Northern Arizona	Logan Fife (O)
		Riley Wilson (D)
		Junior Bergen (S)
10/26	at Northern Colorado	Keali'i Ah Yat (O)
		<b>Jaxon Lee! (D)</b>
		Ty Morrison (S)
11/2	at Cal Poly	Keelan White (O)
		Riley Wilson (D)
		<b>Junior Bergen!+ (S)</b>
11/9	UC Davis	N/A (O)
		N/A (D)
		N/A (S)
11/16	Portland State	Logan Fife (O)
		<b>Jace Klucewich! (D)</b>
		N/A (S)
11/23	at Montana State	N/A (O)
		N/A (D)
		N/A (S)

### KEY

O = Offensive, D = Defensive, S = Special Teams, F = Stats Perform FCS Freshman  
 ! = Big Sky Player of the Week  
 \$ = Stats Perform FCS National Player of the Week  
 + = Stats Perform FCS National Player of the Week Honorable Mention  
 T = Stats Perform National Team of the Week

### ACTIVE STREAK OF APPEARANCES IN FCS MEDIA TOP 25 POLL

Rank	Team	Consec. Polls
1	NDSU	197
2	SDSU	169
3	Montana	52
4	Montana St.	52
5	Incarnate Word	48
6	Idaho	31



# POSTSEASON YEAR-BY-YEAR

## FCS/1-AA RECORD **28** PLAYOFF APPERANCES: 8 CHAMPIONSHIP - 11 SEMIFINAL - 15 QUARTERFINAL

Year	Opponent/Location	Round	W/L	Score
2024	Tennessee State	1st		
2023	Delaware	2nd	W	49-19
	Furman	QF	W	35-28 OT
	North Dakota State	SF	W	31-29 2OT
	South Dakota State	F	L	3-23
2022	Southeast Missouri	1st	W	34-24
	at North Dakota State	2nd	L	26-49
2021	Eastern Washington	2nd	W	57-41
	at James Madison	QF	L	6-28
2019	Southeastern Louisiana	2nd	W	73-28
	at Weber State	QF	L	10-17
2015	South Dakota State	1st	W	24-17
	at North Dakota State	2nd	L	6-37
2014	San Diego	1st	W	52-14
	at Eastern Washington	2nd	L	20-37
2013	Costal Carolina	2nd	L	35-42
2011	Central Arkansas #	2nd	W	41-14
	Northern Iowa #	QF	W	48-10
	at Sam Houston State #	SF	L	28-31
2009	South Dakota State	1st	W	61-48
	Stephen F. Austin	QF	W	51-0
	Appalachian State	SF	W	24-17
	vs. Villanova	Final	L	21-23
2008	Texas State	1st	W	31-13
	Weber State	QF	W	24-12
	at James Madison	SF	W	35-27
	vs Richmond	Final	L	7-24
2007	Wofford	1st	L	22-23
2006	McNeese State	1st	W	31-6
	Southern Illinois	QF	W	20-3
	Umass	SF	L	17-19
2005	Cal Poly	1st	L	21-35
2004	Northwestern State	1st	W	57-7
	New Hampshire	QF	W	47-17
	Sam Houston State	SF	W	34-13
	vs James Madison	Final	L	21-31
2003	Western Illinois	1st	L	40-43 2OT
2002	Northwestern State	1st	W	45-14
	at McNeese State	QF	L	20-24
2001	Northwestern State	1st	W	28-19
	Sam Houston State	QF	W	49-24
	Northern Iowa	SF	W	38-0

Year	Opponent/Location	Round	W/L	Score
	vs Furman	Final	W	13-6
2000	Eastern Illinois	1st	W	45-14
	Richmond	QF	W	37-17
	Appalachian State	SF	W	19-16 OT
	vs Georgia Southern	Final	L	25-27
1999	Youngstown State	1st	L	27-30
1998	at Western Illinois	1st	L	9-52
1997	at McNeese State	1st	L	14-19
1996	Nicholls State	1st	W	48-3
	East Tennessee State	QF	W	44-14
	Troy State	SF	W	70-7
	at Marshall	Final	L	29-49
1995	Eastern Kentucky	1st	W	48-0
	Georgia Southern	QF	W	45-0
	Stephen F. Austin	SF	W	70-14
	at Marshall	Final	W	22-20
1994	Northern Iowa	1st	W	23-20
	McNeese State	QF	W	30-28
	at Youngstown State	SF	L	9-28
1993	Delaware	1st	L	48-49
1989	Jackson State	1st	W	48-7
	Eastern Illinois	QF	W	25-19
	at Georgia Southern	SF	L	14-45
1988	at Idaho	1st	L	19-38
1982	at Idaho	1st	L	7-21

### FCS/1-AA Playoffs

27 Playoff Appearances\*\* - 38-25 Overall

63 Games: 35-7 Home, 2-13 Road, 1-5 Neutral  
(#Games/Appearance vacated due to NCAA infractions)

\*\* FCS Record

### COLLEGE DIVISION (0-2, NEUTRAL)

Year	Opponent/Location	W/L	Score
1969	North Dakota State^	L	3-30
1970	North Dakota State^	L	16-31

^Camilia Bowl (College Division National Championship Game) played at Sacramento, Calif.

\* indicates conference game



# BIG SKY CHAMPIONSHIP HISTORY


**19 Big Sky Championships - 13 Big Sky Runner-up seasons**

**Montana has won the Big Sky or come in second in 32 of the league's 62 seasons.**

Year.....	Big Sky Champion(s) .....	Runner(s)up .....
1963.....	Idaho State (3-1).....	Montana State (2-1)
1964.....	Montana State (3-0).....	Idaho State (2-1)
1965.....	Weber State, Idaho (3-1).....	<b>Montana (2-2)</b>
1966.....	Montana State (4-0).....	Idaho (3-1)
1967.....	Montana State (4-0).....	<b>Montana</b> , Weber State, Idaho (2-2)
1968.....	Weber State, Idaho, Montana State (3-1)	
1969.....	<b>MONTANA (4-0)</b> .....	Weber State (3-1)
1970.....	<b>MONTANA (6-0)</b> .....	Idaho State (4-2)
1971.....	Idaho (4-1).....	Boise State (4-2)
1972.....	Montana State (5-1).....	Idaho State (4-1)
1973.....	Boise State (6-0).....	Montana State (5-1)
1974.....	Boise State (6-0).....	Montana State (5-1)
1975.....	Boise State (5-0-1) .....	Idaho State, Montana State (4-2)
1976.....	Montana State (6-0).....	Idaho (5-1)
1977.....	Boise State (6-0).....	Northern Arizona (5-1)
1978.....	Northern Arizona.....	<b>Montana</b> , Montana State (4-2)
1979.....	Montana State (6-1).....	Nevada (5-2)
1980.....	Boise State (6-1).....	Idaho (4-3)
1981.....	Idaho State, Boise State (6-1) .....	<b>Montana (5-2)</b>
1982.....	<b>MONTANA</b> , Idaho, Montana State (5-2)	
1983.....	Nevada (6-1).....	Idaho State (5-2)
1984.....	Montana State (6-1).....	Nevada (5-2)
1985.....	Idaho (6-1).....	Nevada (6-1)
1986.....	Nevada (7-0).....	NAU, Idaho (5-2)
1987.....	Idaho (7-1).....	Weber State (7-1)
1988.....	Idaho (7-1).....	<b>Montana (6-2)</b>
1989.....	Idaho (8-0).....	<b>Montana (7-1)</b>
1990.....	Nevada (7-1).....	Idaho, Boise State (6-2)
1991.....	Nevada (8-0).....	<b>Montana (6-2)</b>
1992.....	Idaho (6-1).....	Eastern Washington (6-1)
1993.....	<b>MONTANA (7-0)</b> .....	Idaho, Eastern Washington (5-2)
1994.....	Boise State (6-1).....	<b>Montana</b> , Idaho (5-2)
1995.....	<b>MONTANA (6-1)</b> .....	Boise State, Idaho, NAU, WSU (4-3)
1996.....	<b>MONTANA (8-0)</b> .....	Northern Arizona (7-1)
1997.....	Eastern Washington (7-1) .....	<b>Montana (6-2)</b>
1998.....	<b>MONTANA (6-2)</b> .....	Cal St. Northridge, Montana St. (5-3)
1999.....	<b>MONTANA (7-1)</b> .....	PSU, NAU, EWU (6-2)
2000.....	<b>MONTANA (8-0)</b> .....	Portland St., Sac St., Weber St. (5-3)
2001.....	<b>MONTANA (7-0)</b> .....	Northern Arizona, Portland St. (5-2)
2002.....	<b>MONTANA</b> , Idaho State, Montana State (5-2)	
2003.....	<b>MONTANA</b> , Montana State, Northern Arizona (5-2)	
2004.....	<b>MONTANA</b> , Eastern Washington (6-1).....	MSU, PSU (4-3)
2005.....	<b>MONTANA</b> , EWU, Montana State (5-2).....	PSU, WSU (4-3)
2006.....	<b>MONTANA (8-0)</b> .....	Montana State, Portland State (6-2)
2007.....	<b>MONTANA (8-0)</b> .....	Eastern Washington (6-2)
2008.....	<b>MONTANA</b> , Weber State (7-1).....	EWU, Montana State (5-3)
2009.....	<b>MONTANA (8-0)</b> .....	Eastern Washington, Weber State (6-2)
2010.....	EWU, MSU (7-1).....	<b>Montana</b> , Sac State, WSU (5-3)
2011.....	Montana State (7-1).....	PSU, EWU, WSU (5-3)
2012.....	Eastern Wash., Montana St., Cal Poly (7-1).....	NAU (6-2)
2013.....	Eastern Wash. (8-0).....	Northern Arizona (7-1)
2014.....	Eastern Wash. (7-1).....	Idaho St., <b>Montana</b> , MSU (6-2)
2015.....	Southern Utah (7-1).....	<b>Montana</b> , Portland State (6-2)
2016.....	North Dakota, Eastern Wash. (8-0) .....	Weber State (6-2)
2017.....	Weber State, Southern Utah (7-1).....	EWU, SAC, NAU (6-2)
2018.....	Eastern Wash., UC Davis, Weber St. (7-1) .....	MSU, ISU (5-3)
2019.....	Weber St., Sac. St. (7-1) .....	<b>Montana</b> , MSU, EWU (6-2)
2020-21 ..	Weber St.* (5-0).....	EWU (5-1)
2021.....	Sacramento St. (8-0) .....	Montana St. (7-1)
2022.....	Sacramento St., Montana St. (8-0).....	WSU, Idaho (6-2)
2023.....	<b>MONTANA (7-1)</b> .....	Idaho, MSU (6-2)
2024.....	Montana St. (8-0).....	UC Davis (7-1)

## WINNINGEST FCS TEAMS OF THE 21ST CENTURY

- FCS Most Wins (2000-19)**
- 1. MONTANA, 198**
  2. North Dakota State, 181
  3. James Madison, 170
  4. Northern Iowa, 166
  5. Eastern Washington, 164
  6. Dayton, 162
  7. San Diego, 160
  8. Sam Houston State, 158
  9. Jacksonville State, 156
  - T-10. Grambling State, McNeese and New Hampshire, 155
  13. Wofford, 154
  14. Bethune-Cookman, 151
  15. Harvard, 150
  16. Villanova, 148
  17. Colgate, 146
  18. Lehigh, 145
  - T-19. Delaware, Duquesne and South Carolina State, 142
  22. Richmond, 139
  23. Montana State, 138
  - T-24. Drake and Furman, 137



## BIG SKY COUNTRY



**A founding member of the Big Sky Conference, Montana was one of six institutions to join the league in 1963 along with Idaho, Idaho State, Montana State, Weber State, and Gonzaga (for all sports except football).**



# 2024 OPPONENTS



**TENNESSEE STATE**

First Meeting

## THE GRIZ WHEN....

Leading after 1st Quarter: .....	4-1
Trailing after 1st Quarter: .....	4-2
Tied after 1st Quarter: .....	0-1
Leading at Halftime: .....	5-1
Trailing at Halftime: .....	3-3
Tied at Halftime: .....	0-0
Leading after 3rd Quarter: .....	7-1
Trailing after 3rd Quarter: .....	1-3
Tied after 3rd Quarter: .....	0-0
Playing Overtime: .....	0-1

Scoring First: .....	4-3
Opponents Score First: .....	4-1
Outrushing Opponents: .....	6-0
Outrushed By Opponents: .....	2-4
Outpassing Opponents: .....	6-2
Outpassed By Opponents: .....	2-2
More Total Yards Than Opponents: .....	7-0
Fewer Total Yards Than Opponents: .....	1-4
Winning the Turnover Battle: .....	3-1
Losing the Turnover Battle: .....	0-2
Even in Turnovers: .....	5-1

More Penalties than Opponents: .....	5-2
Fewer Penalties than Opponents: .....	3-2
Same Penalties as Opponents: .....	0-0
Largest halftime lead .....	39
Largest halftime deficit .....	17
Score 20 or more points .....	8-3
Hold opponent to 20 points or less .....	5-0
Games decided by 3 points or less .....	1-1
Games decided by 10 points or less .....	1-1
Games decided by 11-20 points .....	3-1
Games decided by 21 points or more .....	3-1
Score a TD in first 2 drives .....	3-3
No TD in first 2 drives .....	5-1

Temperature in the 90s .....	0-0
Temperature in the 80s .....	2-0
Temperature in the 70's/Indoor .....	0-1
Temperature in the 60's .....	3-0
Temperature in the 50's .....	2-2
Temperature below 50 degrees .....	1-1
Coldest game time temperature .....	40
Warmest game time temperature .....	88
UM wins coin toss.....	3-2
UM loses coin toss .....	5-2
Playing in Aug./Sept. ....	4-1
Playing in Oct .....	2-1
Playing in Nov.....	2-2
Playing in Dec.....	0-0





# 2024 MONTANA ALL-TIME VS. OPPONENT

Opponent.....	W .....	L .....	T .....
Abilene Christian .....	1 .....	0 .....	0 .....
Albany .....	2 .....	0 .....	0 .....
Appalachian State .....	3 .....	1 .....	0 .....
Arizona .....	1 .....	4 .....	0 .....
Army .....	0 .....	1 .....	0 .....
Boise State .....	9 .....	16 .....	0 .....
Brigham Young .....	5 .....	11 .....	0 .....
British Columbia .....	2 .....	0 .....	0 .....
Butler .....	1 .....	0 .....	0 .....
California .....	0 .....	5 .....	0 .....
Cal Fullerton .....	1 .....	1 .....	0 .....
<b>Cal Poly .....</b>	<b>19 .....</b>	<b>5 .....</b>	<b>0 .....</b>
Cal-State Chico .....	1 .....	0 .....	0 .....
Cal-State Northridge.....	4 .....	1 .....	0 .....
Carroll College.....	7 .....	0 .....	0 .....
Carson-Newman.....	1 .....	0 .....	0 .....
Central Arkansas .....	0* .....	0 .....	0 .....
Central Washington .....	3 .....	0 .....	0 .....
Coastal Carolina .....	0 .....	1 .....	0 .....
Colorado State.....	6 .....	10 .....	0 .....
Delaware .....	1 .....	1 .....	0 .....
DePaul.....	1 .....	0 .....	0 .....
Drake .....	1 .....	0 .....	0 .....
East Tennessee State.....	1 .....	0 .....	0 .....
Eastern Illinois .....	1 .....	0 .....	0 .....
Eastern Kentucky .....	1 .....	0 .....	0 .....
Eastern New Mexico.....	3 .....	0 .....	0 .....
<b>Eastern Washington .....</b>	<b>31 .....</b>	<b>18 .....</b>	<b>1 .....</b>
Ferris State .....	1 .....	0 .....	0 .....
Fort Lewis .....	2 .....	0 .....	0 .....
Fresno State .....	0 .....	1 .....	0 .....
Furman .....	2 .....	0 .....	0 .....
Georgia Southern .....	1 .....	2 .....	0 .....
Gonzaga .....	11 .....	9 .....	4 .....
Hawaii.....	1 .....	4 .....	0 .....
Hofstra .....	3 .....	1 .....	0 .....
Houston .....	0 .....	1 .....	0 .....
Humboldt State.....	1 .....	0 .....	0 .....
Idaho.....	31 .....	56 .....	2 .....
Idaho State .....	48 .....	13 .....	0 .....
Indiana State .....	1 .....	0 .....	0 .....
Iowa .....	0 .....	2 .....	0 .....
Jackson State .....	1 .....	0 .....	0 .....
Jacksonville State.....	1 .....	0 .....	0 .....
James Madison .....	1 .....	2 .....	0 .....
Kansas State .....	0 .....	1 .....	0 .....
Liberty.....	1 .....	1 .....	0 .....
Long Beach State.....	0 .....	1 .....	0 .....
Louisiana Tech.....	0 .....	1 .....	0 .....
Maine.....	2 .....	0 .....	0 .....
Marshall.....	1 .....	1 .....	0 .....
McNeese State.....	3 .....	3 .....	0 .....
Minnesota .....	0 .....	1 .....	0 .....
Minnesota-Duluth .....	1 .....	0 .....	0 .....
Mississippi Valley State ...	1 .....	0 .....	0 .....
<b>Missouri State.....</b>	<b>1 .....</b>	<b>0 .....</b>	<b>0 .....</b>

Opponent.....	W .....	L .....	T .....
Monmouth.....	1 .....	0 .....	0 .....
<b>Montana State.....</b>	<b>74* .....</b>	<b>43 .....</b>	<b>5 .....</b>
Montana Tech .....	12 .....	4 .....	2 .....
<b>Morehead State.....</b>	<b>1 .....</b>	<b>0 .....</b>	<b>0 .....</b>
Nevada .....	4 .....	10 .....	0 .....
New Hampshire.....	1 .....	0 .....	0 .....
New Mexico .....	4 .....	10 .....	0 .....
Nicholls State.....	1 .....	0 .....	0 .....
North Alabama.....	1 .....	0 .....	0 .....
<b>North Dakota.....</b>	<b>15 .....</b>	<b>10 .....</b>	<b>1 .....</b>
North Dakota State .....	5 .....	6 .....	0 .....
North Texas .....	1 .....	0 .....	0 .....
<b>Northern Arizona .....</b>	<b>38 .....</b>	<b>15 .....</b>	<b>0 .....</b>
<b>Northern Colorado.....</b>	<b>17 .....</b>	<b>2 .....</b>	<b>0 .....</b>
Northern Illinois.....	1 .....	0 .....	0 .....
Northern Iowa.....	6* .....	0 .....	0 .....
Northwestern State.....	4 .....	0 .....	0 .....
Oklahoma City .....	1 .....	0 .....	0 .....
Oklahoma Panhandle St. ..	1 .....	0 .....	0 .....
Oregon.....	0 .....	8 .....	1 .....
Oregon State .....	2 .....	12 .....	2 .....
Pacific University .....	1 .....	1 .....	0 .....
Pacific.....	2 .....	5 .....	0 .....
Pocatello Marines .....	1 .....	0 .....	0 .....
Portland .....	2 .....	0 .....	1 .....
<b>Portland State .....</b>	<b>35 .....</b>	<b>13 .....</b>	<b>0 .....</b>
Puget Sound.....	3 .....	1 .....	0 .....
Rice .....	0 .....	1 .....	0 .....
Richmond .....	1 .....	1 .....	0 .....
Sacramento State .....	21 .....	4 .....	0 .....
Sam Houston State .....	3 .....	1* .....	0 .....
Saint Francis.....	1 .....	0 .....	0 .....
Saint Mary's.....	2 .....	0 .....	0 .....
San Diego.....	1 .....	1 .....	0 .....
San Diego Marines.....	0 .....	2 .....	0 .....
San Francisco.....	2 .....	1 .....	1 .....
San Jose State .....	0 .....	3 .....	0 .....
Savannah State.....	1 .....	0 .....	0 .....
Simon Fraser .....	3 .....	2 .....	0 .....
Sonoma State.....	1 .....	0 .....	0 .....
South Dakota.....	14 .....	6 .....	0 .....
South Dakota State .....	8 .....	1 .....	0 .....
Southeast Missouri .....	1 .....	0 .....	0 .....
Southeastern Louisiana...	1 .....	0 .....	0 .....
Southern California.....	0 .....	5 .....	0 .....
Southern Illinois.....	1 .....	0 .....	0 .....
Southern Utah .....	8 .....	2 .....	0 .....
Stanford .....	0 .....	4 .....	0 .....
Stephen F. Austin.....	4 .....	0 .....	0 .....
Syracuse.....	0 .....	0 .....	1 .....
Tennessee .....	0 .....	1 .....	0 .....
Tennessee State.....	First Meeting		
Texas State.....	1 .....	0 .....	0 .....
Texas Tech.....	1 .....	3 .....	0 .....
Thomas More .....	1 .....	0 .....	0 .....
Troy State .....	1 .....	0 .....	0 .....

Opponent.....	W .....	L .....	T .....
Tulsa.....	0 .....	1 .....	0 .....
<b>UC Davis.....</b>	<b>9 .....</b>	<b>1 .....</b>	<b>0 .....</b>
UCLA .....	0 .....	6 .....	0 .....
UNLV .....	1 .....	4 .....	0 .....
Utah .....	0 .....	11 .....	0 .....
Utah State.....	8 .....	26 .....	0 .....
Utah Tech/Dixie St. ....	2 .....	0 .....	0 .....
Valparaiso.....	1 .....	0 .....	0 .....
Villanova .....	0 .....	1 .....	0 .....
Washington.....	2 .....	17 .....	1 .....
Washington State .....	2 .....	32 .....	0 .....
<b>Weber State.....</b>	<b>40 .....</b>	<b>18 .....</b>	<b>0 .....</b>
<b>Western Carolina .....</b>	<b>1 .....</b>	<b>0 .....</b>	<b>0 .....</b>
Western Illinois .....	2 .....	3 .....	0 .....
Western Oregon .....	0* .....	0 .....	0 .....
Western State.....	1 .....	0 .....	0 .....
Western Washington .....	1 .....	0 .....	0 .....
Whitman .....	5 .....	5 .....	1 .....
Willamette.....	0 .....	1 .....	0 .....
Wofford .....	0 .....	1 .....	0 .....
Wyoming.....	0 .....	14 .....	0 .....
Youngstown State.....	0 .....	2 .....	0 .....

\*Indicates additional game played in 2011, but W/L vacated due to NCAA infraction

2024 opponents in **bold**



# 2024 NCAA RANKING SUMMARY

Statistic	National Rank	Conference Rank	Value	National Leader	Value	Conference Leader	Value
3rd Down Conversion Pct (123 ranked)	31	7	0.435	Eastern Wash.	0.564	Eastern Wash.	0.564
3rd Down Conversion Pct Defense (123 ranked)	51	4	0.382	Mercer	0.251	Northern Ariz.	0.307
4th Down Conversion Pct (123 ranked)	40	2	0.560	Duquesne	0.900	Portland St.	0.643
4th Down Conversion Pct Defense (123 ranked)	1	1	0.222	Montana	0.222	Montana	0.222
Blocked Kicks (72 ranked)				The Citadel	8	UC Davis	4
Blocked Kicks Allowed (123 ranked)	1	1	0	17 teams tied	0	4 teams tied	0
Blocked Punts (25 ranked)				Alabama St.	5	Montana St. Northern Ariz.	2 2
Blocked Punts Allowed (123 ranked)	1	1	0	56 teams tied	0	9 teams tied	0
Completion Percentage (123 ranked)	45	6	0.615	Eastern Wash.	0.740	Eastern Wash.	0.740
Defensive TDs (54 ranked)				Mercer	7	Cal Poly UC Davis	3 3
Fewest Penalties (123 ranked)	82	11	79	Harvard Northern Colo.	35 35	Northern Colo.	35
Fewest Penalties Per Game (123 ranked)	77	11	6.58	Northern Colo.	2.92	Northern Colo.	2.92
Fewest Penalty Yards (123 ranked)	97	12	766	Northern Colo.	296	Northern Colo.	296
Fewest Penalty Yards Per Game (123 ranked)	96	12	63.83	Northern Colo.	24.67	Northern Colo.	24.67
First Downs Defense (123 ranked)	83	6	244	Dayton	142	Montana St.	191
First Downs Offense (123 ranked)	12	5	270	Western Caro.	305	Idaho St.	298
Fumbles Lost (123 ranked)	15	2	4	North Dakota St. Southern Utah	1 1	Eastern Wash.	3
Fumbles Recovered (123 ranked)	83	8	5	Central Conn. St.	16	Sacramento St.	10
Kickoff Return Defense (123 ranked)	110	9	23.63	Furman	12.00	Northern Ariz.	17.81
Kickoff Returns (123 ranked)	28	4	22.06	South Dakota	30.00	Eastern Wash.	26.84
Net Punting (123 ranked)	27	7	39.26	Youngstown St.	43.88	Weber St.	42.23
Passes Had Intercepted (123 ranked)	19	4	6	Montana St.	1	Montana St.	1
Passes Intercepted (122 ranked)	28	2	12	Mercer	22	UC Davis	14
Passing Offense (123 ranked)	44	5	222.1	Western Caro.	335.8	UC Davis	324.6
Passing Yards Allowed (123 ranked)	47	3	207.9	Dayton	122.9	Northern Ariz.	171.1
Passing Yards per Completion (123 ranked)	97	10	10.75	Houston Christian	14.85	Idaho	14.46
Punt Return Defense (123 ranked)	33	5	6.44	Penn	0.20	Idaho	3.25
Punt Returns (123 ranked)	8	1	14.40	Southeastern La.	18.22	Montana	14.40
Red Zone Defense (123 ranked)	60	4	0.821	San Diego	0.652	UC Davis	0.769
Red Zone Offense (123 ranked)	30	5	0.863	Jackson St.	0.977	Montana St.	0.961
Rushing Defense (123 ranked)	65	6	153.6	Mercer	67.4	Montana St.	113.9
Rushing Offense (123 ranked)	16	5	200.4	Montana St.	317.9	Montana St.	317.9
Sacks Allowed (123 ranked)	67	10	2.00	South Dakota St.	0.50	Montana St.	0.75
Scoring Defense (123 ranked)	58	5	25.0	South Dakota St.	12.4	Montana St.	17.0
Scoring Offense (123 ranked)	18	4	34.0	Montana St.	40.7	Montana St.	40.7
Tackles for Loss Allowed (123 ranked)	54	8	5.58	South Dakota St.	2.58	Montana St.	2.92
Team Passing Efficiency (123 ranked)	67	10	129.67	North Dakota St.	179.27	Montana St.	169.91



# 2024 NCAA RANKING SUMMARY

Statistic	National Rank	Conference Rank	Value	National Leader	Value	Conference Leader	Value
Team Passing Efficiency Defense (123 ranked)	46	4	125.35	N.C. Central	100.46	Montana St.	114.05
Team Sacks (122 ranked)	73	5	1.83	Mercer	3.33	Idaho	2.58
Team Tackles for Loss (123 ranked)	67	5	5.4	Southern U.	8.3	Sacramento St.	6.0
Time of Possession (123 ranked)	74	7	29:37	Youngstown St.	36:11	Montana St.	33:40
Total Defense (123 ranked)	61	4	361.5	Dayton	242.9	Montana St.	295.7
Total Offense (123 ranked)	20	5	422.5	Montana St.	496.2	Montana St.	496.2
Turnover Margin (123 ranked)	23	1	0.58	North Dakota St.	1.42	Montana	0.58
Turnovers Gained (123 ranked)	43	3	17	Mercer	31	Sacramento St. UC Davis	20 20
Turnovers Lost (123 ranked)	12	3	10	North Dakota St.	3	Eastern Wash.	7
Winning Percentage (123 ranked)	29	4	0.667	Montana St.	1.000	Montana St.	1.000

Statistic	Player	National Rank	Conference Rank	Value	National Leader	Value	Conference Leader	Value
Rushing TDs (126 ranked)	Eli Gillman Keali'i Ah Yat Logan Fife	14 71 126	2 10 16	13 7 5	Sone Ntoh, Monmouth	25	Lan Larison, UC Davis	14
Rushing Yards (200 ranked)	Eli Gillman Nick Ostmo	31 64	4 7	956 769	Targhee Lambson, Southern Utah	1,921	Lan Larison, UC Davis	1,321
Rushing Yards Per Game (200 ranked)	Eli Gillman Nick Ostmo	44 72	6 9	79.7 64.1	Targhee Lambson, Southern Utah	160.1	Lan Larison, UC Davis	110.1
Sacks (199 ranked)	Hayden Harris	34	4	0.63	Matt Spatny, Lehigh	1.05	Keyshawn James-Newby, Idaho	0.82
Scoring (199 ranked)	Eli Gillman Ty Morrison Keali'i Ah Yat	27 51 172	6 9 24	7.5 6.8 4.7	Sone Ntoh, Monmouth	13.0	Lan Larison, UC Davis	10.2
Solo Tackles (16 ranked)					Rex Connors, UC Davis	6.8	Rex Connors, UC Davis	6.8
Tackles For Loss (51 ranked)	Hayden Harris	20	3	1.3	Ckelby Givens, Southern U.	2.2	Logan George, Idaho St. Kemari Munier-Bailey, Weber St.	1.5 1.5
Total Offense (199 ranked)	Logan Fife Keali'i Ah Yat Eli Gillman Nick Ostmo	85 110 159 187	9 12 19 20	157.8 111.8 79.7 64.1	Derek Robertson, Monmouth	325.3	Miles Hastings, UC Davis	301.5
Total Points Scored (0 ranked)								
Total Tackles (191 ranked)	Ryan Tirrell Ryder Meyer Riley Wilson Jaxon Lee	41 120 142 165	5 15 17 20	8.3 6.9 6.6 6.3	Blake Gotcher, Northwestern St.	13.5	Rex Connors, UC Davis	10.1
Total Touchdowns (126 ranked)	Eli Gillman Keali'i Ah Yat	12 126	2 18	15 7	Sone Ntoh, Monmouth	26	Lan Larison, UC Davis	20
Yards per Pass Attempt (100 ranked)	Logan Fife Keali'i Ah Yat	48 95	7 11	7.44 5.59	Jacob Clark, Missouri St.	9.59	Tommy Mellott, Montana St.	9.06
Yards per Reception (200 ranked)	Sawyer Racanelli	193	24	12.32	AJ Wilson, Houston Christian	28.45	Michael Briscoe, Cal Poly	21.52



# 2024 NCAA RANKING SUMMARY

Statistic	National Rank	Conference Rank	Value	National Leader	Value	Conference Leader	Value
3rd Down Conversion Pct (123 ranked)	31	7	0.435	Eastern Wash.	0.564	Eastern Wash.	0.564
3rd Down Conversion Pct Defense (123 ranked)	51	4	0.382	Mercer	0.251	Northern Ariz.	0.307
4th Down Conversion Pct (123 ranked)	40	2	0.560	Duquesne	0.900	Portland St.	0.643
4th Down Conversion Pct Defense (123 ranked)	1	1	0.222	Montana	0.222	Montana	0.222
Blocked Kicks (72 ranked)				The Citadel	8	UC Davis	4
Blocked Kicks Allowed (123 ranked)	1	1	0	17 teams tied	0	4 teams tied	0
Blocked Punts (25 ranked)				Alabama St.	5	Montana St. Northern Ariz.	2 2
Blocked Punts Allowed (123 ranked)	1	1	0	56 teams tied	0	9 teams tied	0
Completion Percentage (123 ranked)	45	6	0.615	Eastern Wash.	0.740	Eastern Wash.	0.740
Defensive TDs (54 ranked)				Mercer	7	Cal Poly UC Davis	3 3
Fewest Penalties (123 ranked)	82	11	79	Harvard Northern Colo.	35 35	Northern Colo.	35
Fewest Penalties Per Game (123 ranked)	77	11	6.58	Northern Colo.	2.92	Northern Colo.	2.92
Fewest Penalty Yards (123 ranked)	97	12	766	Northern Colo.	296	Northern Colo.	296
Fewest Penalty Yards Per Game (123 ranked)	96	12	63.83	Northern Colo.	24.67	Northern Colo.	24.67
First Downs Defense (123 ranked)	83	6	244	Dayton	142	Montana St.	191
First Downs Offense (123 ranked)	12	5	270	Western Caro.	305	Idaho St.	298
Fumbles Lost (123 ranked)	15	2	4	North Dakota St. Southern Utah	1 1	Eastern Wash.	3
Fumbles Recovered (123 ranked)	83	8	5	Central Conn. St.	16	Sacramento St.	10
Kickoff Return Defense (123 ranked)	110	9	23.63	Furman	12.00	Northern Ariz.	17.81
Kickoff Returns (123 ranked)	28	4	22.06	South Dakota	30.00	Eastern Wash.	26.84
Net Punting (123 ranked)	27	7	39.26	Youngstown St.	43.88	Weber St.	42.23
Passes Had Intercepted (123 ranked)	19	4	6	Montana St.	1	Montana St.	1
Passes Intercepted (122 ranked)	28	2	12	Mercer	22	UC Davis	14
Passing Offense (123 ranked)	44	5	222.1	Western Caro.	335.8	UC Davis	324.6
Passing Yards Allowed (123 ranked)	47	3	207.9	Dayton	122.9	Northern Ariz.	171.1
Passing Yards per Completion (123 ranked)	97	10	10.75	Houston Christian	14.85	Idaho	14.46
Punt Return Defense (123 ranked)	33	5	6.44	Penn	0.20	Idaho	3.25
Punt Returns (123 ranked)	8	1	14.40	Southeastern La.	18.22	Montana	14.40
Red Zone Defense (123 ranked)	60	4	0.821	San Diego	0.652	UC Davis	0.769
Red Zone Offense (123 ranked)	30	5	0.863	Jackson St.	0.977	Montana St.	0.961
Rushing Defense (123 ranked)	65	6	153.6	Mercer	67.4	Montana St.	113.9
Rushing Offense (123 ranked)	16	5	200.4	Montana St.	317.9	Montana St.	317.9
Sacks Allowed (123 ranked)	67	10	2.00	South Dakota St.	0.50	Montana St.	0.75
Scoring Defense (123 ranked)	58	5	25.0	South Dakota St.	12.4	Montana St.	17.0
Scoring Offense (123 ranked)	18	4	34.0	Montana St.	40.7	Montana St.	40.7
Tackles for Loss Allowed (123 ranked)	54	8	5.58	South Dakota St.	2.58	Montana St.	2.92
Team Passing Efficiency (123 ranked)	67	10	129.67	North Dakota St.	179.27	Montana St.	169.91





# CAREER RECORD WATCH

## RUSHING YARDS

4,070.....	Yohance Humphery, 1998-01
4,067.....	Chase Reynolds, 2008-10
4,018.....	Lex Hilliard, 2003-05; 2007
3,435.....	Jordan Canada, 2011-2014
<b>2,625.....</b>	<b>Nick Ostmo, 2019-Pres.</b>
2,228.....	Rocky Klever, 1977-81
2,066.....	John Nguyen, 2013-16
2,033.....	Steve Caputo, 1969-71
<b>1,989.....</b>	<b>Eli Gillman, 2022-Pres.</b>
1,985.....	Peter Nguyen, 2009-12
1,885.....	Josh Branen, 1995-97
1,826.....	Jeremy Calhoun, 2015-17
1,813.....	Monty Bullerdick, 1977-78
1,784.....	Justin Green, 2003-04
1,726.....	JR Waller, 2002-05
1,719.....	Jody Farmer, 1986-89
1,592.....	Dick Imer, 1953-54
1,569.....	Terry Dillon, 1960-62
1,564.....	Arnie Blancas, 1969-70
1,554.....	Les Kent, 1969-70
1,453.....	Tony Rice, 1988-92
1,429.....	Del Spear, 1973-76
<b>1,418.....</b>	<b>Xavier Harris, 2020/21-Pres.</b>
1,348.....	Paul Connelly, 1964-65
1,345.....	Jeff Hoffman, 1970-71
1,322.....	Marcus Knight, 2019, 2022

## RUSHING TOUCHDOWNS

52.....	Chase Reynolds, 2008-10
50.....	Lex Hilliard, 2003-05, 2007
43.....	Yohance Humphery, 1988-2001
40.....	Jordan Canada, 2011-2014
27.....	Marcus Knight, 2019, 2022
	Jeremy Calhoun, 2015-17
<b>26.....</b>	<b>Eli Gillman, 2022-Pres.</b>
<b>24.....</b>	<b>Nick Ostmo, 2019-Pres.</b>
	Tony Rice, 1989-92
22.....	Justin Green, 2003-04
	Jody Farmer, 1986-89
20.....	Dave Dickenson, 1992-95
	Josh Branen, 1995-97
17.....	Kelly Stensrud, 1992-95
	Rocky Klever, 1977-81
16.....	John Edwards, 1999-2002
	Del Spear, 1973-76
15.....	Jeff Hoffman, 1969, 1971-72
14.....	Casey Reilly, 1969-71
13.....	JR Waller, 2002-05
12.....	Mike Hagen, 1980-81

## TOTAL TOUCHDOWNS

59.....	Chase Reynolds, RB, 2008-10
52.....	Lex Hilliard, RB, 2003-05, 07
48.....	Yohance Humphery, RB, 1998-01
42.....	Jordan Canada, RB, 2011-2014
36.....	Lex Hilliard, RB, 2003-05
33.....	Marc Mariani, WR, 2006-09
29.....	Samuel Akem, WR, 2017-21
<b>28.....</b>	<b>Nick Ostmo, RB, 2019-Pres.</b>
	<b>Eli Gillman, RB, 2022-Pres.</b>
	Joe Douglass, WR, 1995-96
	Shalon Baker, WR, 1991-94
	Jody Farmer, HB, 1986-89
26.....	Etu Molden, WR, 1999-01
	Mike Erhardt, WR, 1993-96
	Tony Rice, RB, 1989-92
<b>25.....</b>	<b>Junior Bergen, WR, 2021-Pres.</b>
	Marcus Knight, RB, 2019
	Jeremy Calhoun, RB, 2015-17
24	Jabin Sambrano, WR>Returns, 2008-11
	Jon Talmage, WR, 2002-05
	Josh Branen, RB, 1995-97
	Kelly Stensrud, RB, 1992-95

## MOST POINTS SCORED

413.....	Dan Carpenter, 2004-07
	(Big Sky Conference/FCS Records)
394.....	Chris Snyder, Kicker, 2000-03
387.....	Brody McKnight, Kicker, 2008-11
354.....	Chase Reynolds, RB, 2008-10
312.....	Lex Hilliard, 2003-05, 07
290.....	Yohance Humphery, RB, 1998-01
280.....	Kirk Duce, K, 1988-91
271.....	Brody McKnight, Kicker, 2008-11
261.....	Andy Larson, Kicker, 1993-96
252.....	Jordan Canada, RB, 2011-14
241.....	Kris Heppner, Kicker, 1997-99
200.....	Brandon Purdy, Kicker, 2016-17, 19
	Marc Mariani, WR, 2006-09
196.....	Bruce Carlson, Kicker, 1974-77
180.....	Dan Worrell, Kicker, 1968-70
178.....	Jody Farmer, RB, 1986-89
176.....	Samuel Akem, WR, 2017-2021
174.....	Marcus Knight, RB, 2019, 2022
	Joe Douglass, WR, 1995-96
170.....	Shalon Baker, WR, 1991-94
<b>168.....</b>	<b>Nick Ostmo, RB, 2019-Pres.</b>
	<b>Eli Gillman, RB, 2022-Pres.</b>
166.....	Eby Dobson, Kicker, 1983-86
165.....	Daniel Sullivan, 2014-15
160.....	Kelly Stensrud, RB, 1992-95
158.....	Tony Rice, RB, 1988-92
	Mike Erhardt, WR, 1993-96
<b>152.....</b>	<b>Junior Bergen, 2021-Pres.</b>
146.....	Jon Talmage, WR, 2002-05
144.....	Jabin Sambrano, WR>Returns, 2008-11
	Josh Branen, RB, 1995-97
136.....	Nico Ramos, Kicker, 2022-23
132.....	Justin Green, RB, 2003-04

## ALL-PURPOSE YARDS

5,441.....	Marc Mariani, 2006-2009
4,994.....	Yohance Humphery, 1998-2001
4,958.....	Chase Reynolds, 2008-10
4,828.....	Lex Hilliard, 2003-07
4,549.....	Levendar Segars, 2001-04
<b>4,220.....</b>	<b>Junior Bergen, 2021-Pres.</b>
4,070.....	Jabin Sambrano, 2008-11
3,685.....	Jerry Louie-McGee, 2016-19
3,515.....	Shalon Baker, 1991-94
3,347.....	Renard Coleman, 1985-88

## AVERAGE YARDS PER PUNT RETURN (MINIMUM 35 ATTEMPTS)

<b>15.6.....</b>	<b>Junior Bergen (62-918), 2021-Pres.</b>
15.01.....	Marc Mariani (83-1253), 2006-09
13.89.....	Tuff Harris (72-1000), 2003-06
12.39.....	Ron Baines (41-508), 1967-68
11.64.....	Shalon Baker (78-908), 1991-94
11.61.....	Joe Douglass (70-813), 1995-96
11.35.....	Jerry Louie-McGee (68-772), 2016-19
10.28.....	Brody McKnight (59-87), 2008-11
10.20.....	Bill Cockhill (50-510), 1990-93
10.08.....	Levander Segars (143-1441), 2001-04

## PUNT RETURN TDS

<b>6* .....</b>	<b>Junior Bergen, 2021-Pres.</b>
3.....	Jerry Louie-McGee, 2016-19
	Marc Mariani, 2006-09
	Levander Segars, 2001-04

\* Big Sky Conference Record

## RECEIVING YARDS (TOP-30)

3,021.....	Jamaal Jones, 2013-15
3,018.....	Marc Mariani, 2006-09
2,733.....	Matt Wells, 1992-95
2,711.....	Samuel Akem, 2017-21
2,574.....	Scott Gurnsey, 1991-94
2,566.....	Jon Talmage, 2002-05
2,561.....	Shalon Baker, 1991-94
2,527.....	Raul Pacheco, 1995-98
2,488.....	Samori Toure, 2017-19
2,402.....	Jeremy Watkins, 1996-99
2,301.....	Joe Douglass, 1995-96
2,300.....	Etu Molden, 1998-01
2,295.....	Ellis Henderson, 2012-13, 2015
2,277.....	Jerry Louie-McGee, 2016-19
2,257.....	Bill Cockhill, 1990-93
2,223.....	Jimmy Farris, 1997-00
2,089.....	Mike Ferriter, 2005-08
2,008.....	Keenan Curran, 2015-18
1,991.....	Mike Erhardt, 1993-96
1,969.....	Mike Trevathan, 1987-90
1,940.....	Ryan Bagley, 2004-07
1,882.....	Brian Salonen, 1980-83
1,868.....	Travis Walker, 1996-99
1,787.....	Jabin Sambrano, 2008-11
<b>1,782.....</b>	<b>Keelan White, 2019-Pres.</b>
<b>1,748.....</b>	<b>Junior Bergen, 2021-Pres.</b>
1,736.....	Mitch Roberts, 2018-22
1,733.....	Jefferson Heidelberg, 2001-04
1,707.....	Tate Hancock, 2001-04
1,639.....	Matt Clark, 1987-90



# LAST TIME IT HAPPENED...

## THE LAST TIME A GRIZZLY...

Rushed for 100+ yards	136, Eli Gillman, Portland State, 2024
Rushed for 200+ yards	221, Nick Ostmo vs Cal Poly, 2022
Rushed for 4 TDs	4, Keali'i Ah Yat vs Western Carolina, 2024
Rushed for 3 TDs	3, Logan Fife vs Northern Arizona, 2024
Had 2 100-yard rushers	160, Nick Ostmo & 109, Eli Gillman at Eastern Washington, 2024
Passed for 300+ yards	344, Logan Fife vs Weber State, 2024
Passed for 400+ yards	459, Dalton Sneed vs Southeastern Louisiana, 2019
Passed for 500+ yards	505, Drew Miller at Idaho (in Pullman, Wash.), 2000
Passed for 6 TDs	7, Chad Chalich vs. Idaho State, 2016
Passed for 5 TDs	5, Logan Fife at Eastern Washington, 2024
Passed for 4 TDs	4, Lucas Johnson vs Northwestern St., 2022
Threw 3 or more Interceptions in a game	5, Dalton Sneed vs Weber State, 2019
Player had 200+ receiving yards in a game	200, Marc Mariani vs. Cal Poly, 2009
Player had 300+ receiving yards in a game	303, Samori Toure vs Southeastern Louisiana, 2019
Had two 100-yard receivers	104, Samuel Akem & 140, Samori Toure at Portland St., 2019
Had three 100-yard receivers	156, Etu Molden, 149, Jimmy Farris, 127 Tanner Hancock at Idaho (in Pullman, WA), 2000
Caught four (4) TD passes	4, Kennan Curran vs. Idaho State, 2016
Caught three (3) TD passes	3, Samori Toure vs Southeastern Louisiana, 2019
Caught two (2) TD passes	2, Erik Barker at Eastern Washington, 2024
Player Recorded 500 yards of total offense	549, Brian Ah Yat vs. Northern Arizona, 1996
Player Recorded 400 yards of total offense	459, Dalton Sneed vs Southeastern Louisiana, 2019
Player Recorded 250 all-purpose yards	250, Malik Flowers vs Southeast Missouri, 2022
Returned a punt for a Touchdown	84, Junior Bergen vs Cal Poly, 2024
Returned a kickoff for a TD	99, Junior Bergen vs Furman, 2023
Player returned a punt and kickoff for a TD in a game	KOR: 99, PR: 59, Junior Bergen, vs Furman, 2023
Team returned a punt and kickoff for a TD in a game	KOR: 80, Malik Flowers, PR: 58, Junior Bergen, vs SEMO, 2022
Kicked 4+ field goals in a game	Kevin Macias, vs Montana State, 2021
Kicked 3 field goals in a game	Ty Morrison, vs Missouri State, 2024
Kicked a game-winning field goal	35-yards, Daniel Sullivan at North Dakota, 2014
Kicked a field goal of 50 yards or more	50, Kevin Macias vs. Montana State, 2021
Had 2+ INTs. in a game	2, Jace Kluczewich vs Portland State 2024
Had 3+ Sacks in a game	3, Riley Wilson, vs. Northern Colorado, 2023
Had 4+ TFLs in a game	4, Riley Wilson, vs. Northern Colorado, 2023
Returned a fumble for a TD	56, Jaxon Lee vs Delaware, 2023
Player returned an interception for a TD	Jaxon Lee (48 Yards), Braxton Hill (34 Yards) vs Northern Colorado, 2023
2+ players returned an interception for a TD	Jaxon Lee (48 Yards), Braxton Hill (34 Yards) vs Northern Colorado, 2023
Team returned 2+ interceptions for TDs	Jaxon Lee (48 Yards), Braxton Hill (34 Yards) vs Northern Colorado, 2023
Blocked a punt	Sawyer Racanelli vs Delaware, 2023
Returned a blocked punt for a TD	Tyler Flink vs Northwestern St., 2022
Blocked a field goal	Josh Sandry vs Savannah State, 2017
Returned a blocked FG for a TD	67, Jimmy Wilson at Northern Arizona, 2005
Returned a missed FG for a TD	100 Robby Hauck, vs Portland State, 2022
Player had 2+ forced fumbles in a game	Patrick O'Connell vs Sacramento State, 2021
Blocked a PAT	Jesse Sims vs Northern Arizona, 2017
Forced a safety	TEAM vs Delaware, 2023
Returned a PAT for a 2 point score	Connor Strahm at Portland State, 2017

## THE LAST TIME AN OPPONENT...

Rushed for 100+ yards	197, Adam Jones, Montana State, 2024
Rushed for 200+ yards	206, Kobe Johnson, at North Dakota State, 2022
Had Two 100-yard rushers	108, Tommy Mellott, 107, Julius Davis vs Montana State, 2023
Rushed for 4 TDs	4, Vai Tafuna, Weber State at WSU, 2010
Passed for 400+ yards	530, Eric Barriere, vs Eastern Washington, 2021
Passed for 5+ TDs	6, Richie Munoz, vs Weber State, 2024
Passed for 4 TDs	4, Kekoa Visperas, at Eastern Washington, 2023
Threw 3+ interceptions	3, Kia'i Kenoe, at Northern Colorado, 2024
Player had 200+ rec. yards in a game	229, De'Andre Tamez, Western Carolina, 2024
Player had 300+ rec. yards in a game	333, Greg Hardin, North Dakota at UND, 2012
Had 2+ 100-yard receivers	J. Sharp (152) & J. Record (105) vs Weber State, 2024
Caught 3+ TD passes	3, Efton Chism III, Eastern Washington at EWU, 2024
Recorded 400 yards of total offense	510, Eric Barriere, vs Eastern Washington, 2021
Returned a punt for a touchdown	58, Steve McShane at Western Illinois, 2018
Returned a kickoff for a TD	95, Noah Kjar vs Weber State, 2024
Returned an interception for a TD	75, Michael Lawson vs Western Illinois, 2021
Returned a fumble for a TD	45, Brandon Wong, Northern Arizona, 2024t
Returned a PAT for a 2 point score	85, Richard Sweeney III, Morehead State, 2024
Player had 2+ interceptions in a game	2, Michael Lawson vs Western Illinois, 2021
Team had 3+ interceptions. in a game	3 vs Western Illinois, 2021
Blocked a Punt	Dustin Reynolds, at Northern Arizona, 2023
Scored a TD on a blocked punt	0 yards - Ja'Kobe Harris, at Weber State, 2019
Had 300+ all-purpose yards	420, Greg Hardin, North Dakota at UND, 2012
Kicked 3+ field goals in a game	3, Hunter Ridely, vs UC Davis, 2024
Blocked a field goal	Kody Hhiseman, North Dakota St, 2023
Blocked a PAT	Anthony Coleman, at North Dakota State, 2022
Forced a safety	Hogan Hatten, Idaho, 2022
Had fewer than 100 yards of total offense	45, Morehead State, 2024
Had 0-20 rushing yards	Northern Colorado, 2023
Had negative rushing yards	-14, Morehead State, 2024





# WELCOME TO WASHINGTON-GRIZZLY STADIUM



## "THE MECCA OF FCS FOOTBALL"

The nation's eyes converge on "The Mecca of FCS Football" once again in 2024. Grizzly Athletics welcomes all those new to Missoula.

Washington-Grizzly Stadium sits at the mouth of Hellgate Canyon, and the Clark Fork River runs through it. The stadium is nestled at the bottom of Mount Sentinel, the northernmost point in the Sapphire Range of Montana's Rocky Mountains. Hellgate Canyon separates Mount Sentinel (with the "M") and Mount Jumbo (with the "L"), the southernmost point of the greater Rattlesnake Wilderness Area in the Garnet Mountain Range.

UM set a new school and conference record in 2023 for combined attendance with 225,623 fans crossing the turnstiles to average 25,069 fans across nine home games – both marks that were tops in the FCS and more than a third of the FBS.

Montana sold-out all six of its regular season games last year and sold-out the semifinal game against NDSU – the first playoff sellout in program history. The Griz also packed more than 27,000 into WGS for the first time ever in 2023 with 27,178 in attendance to see the Griz beat Montana State 37-7 in the Brawl of the Wild game. All told, four of the five highest attended games ever in Missoula were set in 2023.

The Griz/cat game was one of two new single-game attendance records in 2023, with the first set in September when the Griz hosted D-II Ferris State in a nonconference showdown in front of 26,978 fans.

The Griz also posted the fourth-highest attended game ever on Homecoming in 2023, with 26,678 fans and alums in attendance to see the Griz beat Idaho State. In November Montana faced Sacramento State in a top-10 showdown in front of 25,888 fans, No. 24 on the all-time highest attended games list. All-told, four of the top-25 highest attended games ever in Washington-Grizzly Stadium were played in 2023.

That average ticket number of 25,069 makes Washington-Grizzly Stadium the eighth-largest city in Montana on a Saturday afternoon, close behind Kalispell's population of 28,450.

It was also more average fans per season in 2023 than Vanderbilt, James Madison, Duke, Air Force, Tulane, San Diego State, UConn, UNLV, Northwestern, Marshall, Wyoming, and SMU, to name a few. In fact, UM would be No. 79 out of 133 FBS teams in average attendance, among the top two-thirds of all programs in the nation.

Montana set a new program record in 2024 with 18,816 season ticket packages sold and distributed. A recent report noted that Oregon State had sold 15,819 season tickets for the coming season, a 96 percent renewal rate from the year prior for the Beavers.

In 2022 the Idaho Statesman reported that Boise State had sold 17,403 season tickets, and the San Diego Tribune reported SDSU had sold just under 16,000 in its first year at the new Snapdragon Stadium. The Griz are even in the same ballpark as UCLA, now a Big 10 program that sold 23,077 season tickets at the Rose Bowl in 2022, according to the New York Times.

### WASHINGTON-GRIZZLY STADIUM FALSE START TRACKER



A running tally of false start penalties committed by Montana opponents inside Washington-Grizzly Stadium in 2024

Grizzly opponents committed a total of 26 false start penalties in 2023.



# NOTEWORTHY



## 2024

8/31 #3 Montana def. Missouri State.....29-24  
9/7 #20 N. Dakota def. #3 Montana.....27-24  
9/14 #10 North Dakota def. Idaho State...52-28  
9/14 Portland State vs South Dakota **Canceled**

## 2023

Big Sky 1, MVFC 4

9/2 NDSU def. EWU.....35-10  
9/9 SDSU def. Montana State.....20-16  
9/9 North Dakota def. N. Arizona.....37-22  
9/9 Weber St. def. UNI.....34-17  
9/16 UNI def. Idaho St.....41-17

## 2022

Big Sky 3, MVFC 3

9/10 #2/3 Montana def. South Dakota.....24-7  
9/10 South Dakota St. def. UC Davis.....24-22  
9/17 #2/3 Montana def. Indiana St.....49-14  
9/17 South Dakota def Cal Poly.....38-21  
9/17 Sacramento St def N. Iowa.....37-21  
9/17 North Dakota def N. Arizona.....27-24

## 2021

Big Sky 2, MVFC 4

9/4 N. Dakota def. Idaho St.....35-14  
9/11 S. Dakota def. N. Arizona.....34-7  
9/11 #4 Montana def. W. Illinois.....42-7  
9/11 N. Iowa def. Sac. St.....34-16  
9/18 E. Washington def W. Illinois.....62-56  
9/18 S. Dakota def. Cal Poly.....48-0

## 2019

Big Sky 4, MVFC 6

8/29 N. Arizona def. Missouri St.....37-23  
8/31 #25 Montana def South Dakota.....31-17  
9/7 N. Iowa def. S. Utah.....34-14  
9/14 Montana St. def. W. Illinois.....23-14  
9/21 N. Iowa def. Idaho St.....13-6  
9/21 Illinois St. def. N. Arizona.....40-27  
9/21 S. Dakota def. N. Colorado.....14-6  
9/21 NDSU def. UC Davis.....27-16  
9/21 SDSU def. S. Utah.....43-7  
9/28 Weber St. def. N. Iowa.....29-17

## 2018

Big Sky 3, MVFC 5

8/30 Montana St. def. W. Illinois.....26-23  
9/1 North Dakota St. def. Cal Poly.....49-3  
9/1 #24 Montana def. #13 UNI.....26-23  
9/8 S. Dakota def. No. Colorado.....43-28  
9/8 South Dakota St. def. Montana St.....45-14  
9/15 Missouri St. def. N. Arizona.....40-8  
9/15 Weber St. def. S. Dakota.....27-10  
9/15 W. Illinois def. Montana.....31-27



## FUTURE SCHEDULES

### 2025

8.30 **Open**  
9.6 **CENTRAL WASH.**  
9.13 **NORTH DAKOTA**  
9.20 **INDIANA STATE**  
9.27 **IDAHO**  
10.4 @ Idaho State  
10.11 **CAL POLY**  
10.18 **SACRED HEART**  
10.25 @ Sacramento State  
11.1 @ Weber State  
11.8 **EASTERN WASH.**  
11.15 @ Portland State  
11.22 **MONTANA STATE**

### 2026

9.5 **Open**  
9.12 **UTAH TECH**  
9.19 **Open**  
9.26 **PORTLAND STATE**  
10.3 @ UC Davis  
10.10 **SACRAMENTO STATE**  
10.17 **Open**  
10.24 @ Idaho  
10.31 **IDAHO STATE**  
11.7 @ Northern Arizona  
11.14 **NORTHERN COLO.**  
11.21 @ Montana State

### 2027

9.4 **Open**  
9.11 **Open**  
9.18 **UTAH TECH**  
9.25 @ Cal Poly  
10.2 **WEBER STATE**  
10.9 @ Northern Colorado  
10.16 @ Portland State  
10.23 **Open**  
10.30 **UC DAVIS**  
11.6 **NORTHERN ARIZONA**  
11.13 @ Eastern Washington  
11.20 **MONTANA STATE**

## FCS TEAMS WITH 600 OR MORE WINS IN PROGRAM HISTORY

Team	1st Yr	Yrs	Won
Yale	1872	150	936
Harvard	1874	148	901
Penn	1876	146	878
Princeton	1869	153	862
North Dakota St.	1894	127	785
Dartmouth	1881	141	733
Delaware	1889	132	730
Lehigh	1884	140	707
Dayton	1905	115	705
UNI	1895	125	701
Lafayette	1882	142	700
North Dakota	1894	127	681
Colgate	1890	133	674
Holy Cross	1896	128	671
Villanova	1894	126	659
Cornell	1887	135	658
South Dakota St.	1897	125	657
St. Thomas (MN)	1904	117	648
Furman	1889	118	645
Drake	1893	130	642
<b>Montana</b>	<b>1897</b>	<b>124</b>	<b>637</b>
Eastern Ky.	1909	111	631
Brown	1878	137	625
Bucknell	1883	138	614
Central Ark.	1908	112	613
Butler	1887	134	608
William & Mary	1893	129	606
New Hampshire	1893	127	602

\* All win totals calculated at beginning of 2024 season.

\* Includes records as senior college only. Bowl and playoff games are included, and each tie game is computed as half won and half lost. Some records adjusted by the NCAA Committee on Infractions. Tiebreaker rule began with 1996 season.

## NIGHT GAME RECORD

Montana's all-time record in night games at Washington-Grizzly Stadium.

Year	Opponent	Time	Result	Score
2011	Northern Iowa	6PM	W	48-10
2013	Appalachian St.	7PM	W	30-6
2014	South Dakota	7PM	W	28-20
	Montana State	3PM	W	34-7
2015	Cal Poly	7PM	L	20-19
2016	Saint Francis	7PM	W	41-31
	Idaho State	5PM	W	62-44
2017	E. Washington	6PM	L	48-41
2018	Northern Iowa	7PM	W	26-23
2019	North Alabama	7PM	W	61-17
2021	W. Illinois	6PM	W	42-7
	E. Washington	7PM	W	57-41
2022	Cal Poly	6PM	W	57-0
	SEMO	8PM	W	34-24
2023	Ferris St.	6PM	W	17-10
	Sac State	6PM	W	34-7
	Delaware	7PM	W	49-19
	Furman	7PM	W	35-28
2024	Missouri State	7PM	W	29-24
	UC Davis	8:30PM	L	30-14
			<b>Record: 16-3</b>	

## GRIZ VS. TEAMS FROM EAST OF THE MISSISSIPPI RIVER IN WASHINGTON-GRIZZLY STADIUM

1989.....	Jackson State (MS)*	W
	Eastern Illinois*	W
1990.....	Thomas More (KY)	W
	McNeese State (LA)*	W
1992.....	Hofstra (NY)	W
1993.....	Jacksonville State (AL)	W
	Delaware*	L
1994.....	Carson-Newman (TN)	W
	McNeese State (LA)*	W
1995.....	Minnesota-Duluth	W
	Eastern Kentucky*	W
	Georgia Southern*	W
1996.....	East Tennessee State*	W
	Troy State (AL)*	W
1999.....	Youngstown State (OH)*	L
2000.....	Hofstra (NY)	L
	Eastern Illinois*	W
	Richmond (VA)*	W
	Appalachian State (NC)*	W
2002.....	Albany (NY)	W
2003.....	Western Illinois*	L
2004.....	Maine	W
	Hofstra (NY)	W
	New Hampshire*	W
2006.....	McNeese State (LA)*	W
	Southern Illinois*	W
	Massachusetts*	L
2007.....	Albany (NY)	W
	Wofford (SC)*	L
2009.....	Appalachian State (NC)*	W
2012.....	Liberty (VA)	W
2013.....	Appalachian State (NC)	W
	Coastal Carolina (NC)*	L
2016.....	Saint Francis (PA)	W
	Mississippi Valley State	W
2017.....	Valparaiso (IN)	W
	Savannah State (GA)	W
2019.....	North Alabama	W
	Monmouth (NJ)	W
	Southeastern Louisiana*	W
2021.....	Western Illinois	W
2023.....	Butler (IN)	W
	Ferris State (MI)	W
	Delaware*	W
	Furman (SC)*	W
2024.....	Morehead St (KY)	W
	Western Carolina	W

**Record: 40-7**

\* = D1-AA/FCS Playoff Game





# NOTEWORTHY



## THE #37 TRADITION - GRIZZLY LEGACY

Grizzly football jersey #37 began its legacy in 1983. Griz fullback and Plentywood native Kraig Paulson began the tradition of passing #37 on to a younger player who hailed from the state of Montana. Paulson was known for his hard-nosed play and workman mentality. So the tradition began. Number 37 has come to represent the Spirit of Montana... hard work, dedication to the team, and tough play on the gridiron.

### Trevin Gradney

Cornerback – 2024 – Billings

### Levi Janacaro

Linebacker – 2023 – Missoula

### Marcus Welnel

Linebacker – 2022 – Helena

### Jace Lewis

Linebacker – 2021 – Townsend

### Jesse Sims

Defensive End – 2018-19 – Stevensville

### Tucker Schye

Defensive End – 2017 – Malta

### Caleb Kidder

Defensive End – 2015-16 – Helena

### Zack Wagenmann

Defensive End – 2014 – Missoula

### Jordan Tripp

Linebacker – 2012-13 – Missoula

### Ryan Featherston

Defensive End – 2011 – East Helena

### Carson Bender

Defensive Tackle – 2008-10 – Deer Lodge

### Loren Utterback

Linebacker – 2004-07 – Fort Benton

### Ciche Pitcher

Defensive End – 2001-03 – Anaconda

### Andy Petek

Defensive End – 1998-00 – Helena

### Jason Crebo

Linebacker – 1994-97 – Helena

### Todd Ericson

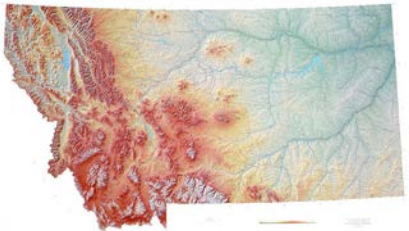
Safety – 1990-93 – Butte

### Tim Hauck

Defensive End – 1987-89 – Big Timber

### Kraig Paulson

Fullback – 1983-86 – Plentywood



## MONTANA NATIVES

Below is a list of players on the 2024 roster who hail from the state of Montana.

(as of 8/27/24)

49 total Montanans, 12 Missoulians

No.	Name	Hometown / High School
2...	Drew Deck	Kalispell / Glacier
4...	Ryan Simpson	Bozeman / Senior
5...	Junior Bergen	Billings / Senior
7...	Kash Goicoechea	Kalispell / Glacier
10...	TJ Rausch	Missoula / Sentinel
11...	Gabe Longin	Great Falls / Great Falls
13...	Ryder Meyer	Fairfield / Fairfield
16...	Kaden Huot	Helena / Helena
16...	Owen Reynolds	Red Lodge / Red Lodge
17...	Kade Boyd	Billings / Central
18...	Chase McGurran	Helena / Helena
18...	Cody Schweikert	Columbia Falls / Columbia Falls
19...	Padraig Lang	Bozeman / Senior
19...	Gage Sliter	Kalispell / Glacier
23...	Beau Dantic	Laurel / Laurel
24...	Cameron Gurnsey	Butte / Butte
25...	Jaxon Lee	Missoula / Sentinel
29...	Tanner Huff	Butte / Butte
30...	Kade Cutler	Phillipsburg / Flint Creek
30...	Tommy Running Rabbit	Browning / Browning
31...	Geno Leonard	Missoula / Sentinel
32...	Tyson Rostad	Hamilton / Hamilton
34...	Talen Reynolds	Missoula / Loyola
35...	Grady Walker	Missoula / Sentinel
37...	Trevin Gradney	Billings / West
38...	Marcus Evans	Helena / Helena
39...	Jace Kluczewich	Missoula / Sentinel
44...	Ryan Tirrell	Missoula / Loyola
47...	Kellen Detrick	Havre / Havre
49...	Isaac Keim	Kalispell / Glacier
51...	Austin Buehler	Helena / Capital
52...	Cy Stevenson	Libby / Libby
53...	Braunson Henriksen	Polson / Polson
58...	Clay Oven	Billings / Central
59...	Hayden Opitz	Helena / Capital
60...	Dillon Botner	Whitefish / Whitefish
68...	Torin Jeske	Bozeman / Senior
74...	Tate Templeton	Missoula / Sentinel
76...	Journey Grimsrud	Huntley / Huntley Project
80...	Brady Lang	Bozeman / Senior
82...	Ian Finch	Missoula / Hellgate
83...	Drew Klumph	Missoula / Sentinel
86...	Joe Weida	Missoula / Sentinel
87...	Jake Olson	Butte / Butte
89...	Danny Sirmon	Missoula / Sentinel
91...	Jaxon Tucker	Billings / West
93...	Sloan McPherson	Savage / Savage
95...	Dylan Smith	Whitehall / Whitehall
96...	Henry Nuce	Kalispell / Glacier



## RETURNING ALL-BIG SKY HONOREES

### Individual Award Winners

#### Freshman of the Year

Eli Gillman

#### Coach of the Year

Bobby Hauck\*

### First Team Offense

WR: Junior Bergen, Montana

OL: Brandon Casey, Montana

### First Team Defense

DB: Trevin Gradney, Montana

### First Team Special Teams

PR: Junior Bergen, Montana

### Second Team Offense

RB: Eli Gillman, Montana

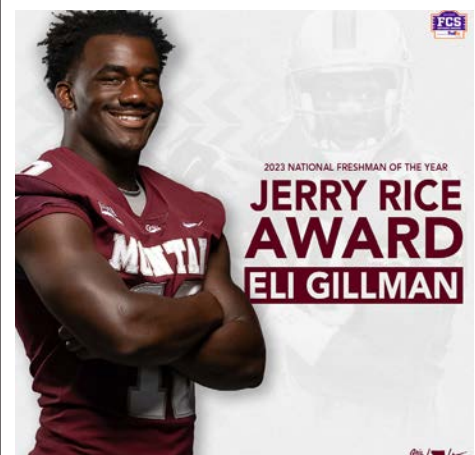
### Second Team Defense

LB: Riley Wilson, Montana

### Honorable Mention (Min. 3 votes)

OL: Journey Grimsrud, Montana

\* - Unanimous Selection





# NOTEWORTHY



## GRIZ IN SEASON-OPENERS UNDER BOBBY HAUCK

2003.....	at Maine .....	W, 30-20
2004.....	Maine .....	W, 27-20
2005.....	Fort Lewis .....	W, 55-0
2006.....	at Iowa .....	L, 41-7
2007.....	Southern Utah.....	W, 37-17
2008.....	at Cal Poly.....	W, 30-28
2009.....	Western State .....	W, 38-0
2018.....	#13 Northern Iowa .....	W, 26-23
2019.....	at South Dakota .....	W, 31-17
2020-21 ..	Central Washington.....	W, 59-3
2021.....	at #20 Washington .....	W, 13-7
2022.....	Northwestern State .....	W, 47-0
2023.....	Butler.....	W, 35-20
2024.....	Missouri State .....	W, 29-24
.....		<b>Record: 13-1</b>

## GRIZ IN SEASON-OPENER WIN STREAK

2015.....	#1 North Dakota State .....	W, 38-35
2016.....	Saint Francis .....	W, 41-31
2017.....	Valparaiso .....	W, 45-23
2018.....	#13 Northern Iowa .....	W, 26-23
2019.....	at South Dakota .....	W, 31-17
2020-21 ..	Central Washington.....	W, 59-3
2021.....	at #20 Washington .....	W, 13-7
2022.....	Northwestern State .....	W, 47-0
2023.....	Butler.....	W, 35-20
2024.....	Missouri State .....	W, 29-24
.....		<b>10-Straight</b>

## LONGEST SEASON-OPENER WIN STREAKS IN THE FCS\*

Team .....	Streak.....	Since .....
Montana.....	9 .....	2015
North Dakota State .....	8 .....	2016
Princeton .....	8 .....	2015**
Villanova .....	7 .....	2017
Delaware .....	5 .....	2019
Furman .....	5 .....	2019
Hampton.....	5 .....	2018**
Prairie View A&M.....	5 .....	2019
Sacramento State.....	5 .....	2018**

\*Prior to start of 2024 Season

\*\* Did not play in 2020 season

## GRIZ HOME-OPENER HISTORY AT WASHINGTON-GRIZZLY STADIUM

1987.....	Portland St. ....	L, 20-3
1988.....	E. New Mexico .....	W, 35-6
1989.....	E. New Mexico .....	W, 41-15
1990.....	Thomas Moore.....	W, 62-0
1991.....	Humbolt St. ....	W, 38-6
1992.....	Chico St. ....	W, 41-0
1993.....	South Dakota St.....	W, 52-48
1994.....	Sonoma St. ....	W, 41-7
1995.....	E. New Mexico .....	W, 41-14
1996.....	Cal Poly.....	W, 43-0
1997.....	Stephen F. Austin.....	W, 24-10
1998.....	Southern Utah.....	L, 45-35
1999.....	South Dakota .....	W, 45-13
2000.....	Hofstra .....	L, 10-9
2001.....	Western Washington.....	W, 30-0
2002.....	Albany .....	W, 45-7
2003.....	North Dakota St. ....	L, 25-24
2004.....	Maine .....	W, 27-20
2005.....	Fort Lewis .....	W, 55-0
2006.....	South Dakota St.....	W, 36-7
2007.....	Southern Utah.....	W, 37-17
2008.....	Southern Utah.....	W, 46-10
2009.....	Western State .....	W, 38-0
2010.....	Western State .....	W, 73-2
2011.....	Cal Poly.....	W, 37-23
2012.....	South Dakota .....	W, 35-24
2013.....	Appalachian St.....	W, 30-6
2014.....	Central Washington.....	W, 48-14
2015.....	#1 North Dakota St. ....	W, 38-35
2016.....	Saint Francis .....	W, 41-31
2017.....	Valparaiso .....	W, 45-23
2018.....	#13 Northern Iowa .....	W, 26-23
2019.....	North Alabama .....	W, 61-17
2020-21 ..	Central Washington.....	W, 59-3
2021.....	Western Illinois.....	W, 42-7
2022.....	Northwestern State .....	W, 47-0
2023.....	Butler.....	W, 35-20
2024.....	Missouri State .....	W, 29-24
.....		<b>Record: 34-4</b>

## GRIZ IN THE PROS

(As of 10/6/24)

PLAYERS NAME	TEAM	HOMETOWN
Dylan Cook	Pittsburgh	Butte, Mont.
Braxton Hill	Saskatchewan	Anaconda, Mont.
Patrick O'Connell	Seattle	Kalispell, Mont.
Samori Toure	Chicago	Portland, Ore.
Chris Walker	Winnipeg	Lincoln, Neb.

COACHES: COACH NAME	TEAM	HOMETOWN
Colt Anderson	Tennessee	Butte, Mont.
Dave Dickenson	Calgary	Great Falls, Mont.
Craig Dickenson	Calgary	Great Falls, Mont..
Andre Patterson	New York Giants	Camden, Ark.



## 2023 RESULTS

(13-2 Overall, 7-1 Big Sky, 9-0 Home, 4-1 Away, 0-1 Neutral)

Date	Opponent	Time (MT)
9/2	Butler	W, 35-20
9/9	@ Utah Tech	W, 43-13
9/16	Ferris State	W, 17-10
9/23	@ Northern Arizona*	L, 14-28
9/30	Idaho State*^	W, 28-20
10/7	@ #18 UC Davis*	W, 31-23
10/14	@ #3 Idaho*	W, 23-21
10/28	Northern Colorado*	W, 40-0
11/4	#7 Sacramento State*	W, 34-7
11/11	@ Portland State*	W, 34-10
11/18	Montana State*	W, 37-7
12/2	#11 Delaware <sup>s</sup>	W, 49-19
12/8	#7 Furman <sup>s</sup>	W 35-28 (OT)
12/16	#8 North Dakota St <sup>s</sup> W	31-29 (2OT)
1/7	#1 South Dakota St <sup>s</sup>	L, 3-23

^= Homecoming - \* = Big Sky Game - Home Games in **BOLD**

<sup>s</sup>=FCS Playoffs



**GOOD OL' GRIZZLIES:** Montana Athletics announced a new partnership with SANIL, national leaders in NIL activation, to re-launch Good Ol' Grizzlies, UM's preferred NIL collective.

Visit [GoodOlGrizzlies.com](https://GoodOlGrizzlies.com) for more information on how you can support Grizzly student-athletes.







# NOTEWORTHY

## PRESEASON NOTES

**MONTANA FOOTBALL TRADITION:** The Griz begin their 125th season of college football as the winningest team in Big Sky Conference history and one of the winningest in the FCS, including teams from the Ivy League that have been playing football for decades longer.

Montana has 637 wins since 1897, the only team in the league to total that many and one of just five teams west of the Mississippi River with 600 or more wins in program history.

Montana started the year as the winningest FCS team of the 20th century (2000-2023) with a 226-76 record in that time, passing North Dakota State's record of 225-46 with the semifinal win in Missoula last season.



**OH, CAPTAINS MY CAPTAINS:** At the conclusion of fall camp, the Grizzlies voted for five players that will lead them into battle this season as team captains.

Veteran running back Nick Ostmo and all-conference tackle Brandon Casey will represent the offense, safety Ryder Meyer and All-America cornerback Trevin Gradney will represent the defense, and preseason All-Big Sky pick Isiah Childs will represent the special teams. The quintet of seniors will take the field before each game for the coin toss and handle

**GRIZ FOOTBALL 2024**

other administrative and leadership duties among the squad.

**GRIZ IN THE POLLS:** As the unanimous pick to win the Big Sky by the league's media and coaches, the Grizzlies started the season as the top ranked team in the conference in both the Stats Perform and AFCA Coaches preseason FCS polls.

Montana slotted in at No. 3 in both top 25 lists, with 1285 voting points in the media poll and 576 in the coaches' poll – firmly between No. 2 NDSU and No. 4 Montana State.

Montana faces five teams ranked in the preseason media top 25 this year, starting at No. 24 North Dakota, followed by a visit to Washington-Grizzly Stadium by No. 20 Western Carolina. The Griz also host No. 22 Weber State on Oct. 5 and No. 18 UC Davis on Nov. 9 before capping the year against No. 4 Montana State in Bozeman. Montana also travels to Eastern Washington on Sept. 28, which was just outside the top 25 with 14 voting points.

**GRIZ IN THE RATINGS:** Montana was consistent with the preseason polls in the preseason FCS Sagarin ratings, with the Griz slotting in at No. 3 behind South and North Dakota State. Overall, Sagarin ranks UM as the No. 86-best team in college football this week. Missouri State, meanwhile, slots in as the No. 21 team in the FCS and No. 145 overall, despite not receiving votes in either major preseason poll.

### THE MECCA OF FCS FOOTBALL:

On Aug. 23 Montana announced a new season ticket record for Washington-Grizzly Stadium of 18,816 total packages sold and distributed. Well, that number jumped again over the weekend, with the new record of 18,854 packages sold and distributed on the books as of Tuesday of game week one.

A robust 95 percent of last year's season ticket holders renewed for this year's sev-



en game slate, helping Montana surpass 2023's record of 18,761 sold and the previous record of 18,622 set in 2009.

For context, a recent report noted Oregon State had sold 15,819 season tickets for the coming season, a 96 percent renewal rate from the year prior for the Beavers. In 2022 the Idaho Statesman reported that Boise State had sold 17,403 season tickets, and the San Diego Tribune reported SDSU had sold just under 16,000 in its first year at the new Snapdragon Stadium. The Griz are even in the same ballpark as UCLA, now a Big 10 program that sold 23,077 season tickets at the Rose Bowl in 2022, according to the New York Times.

**MADE IN MONTANA:** Montana born and bred players have always been at the heart of Grizzly football. This year, UM boasts 49 total Montana players on the 2024 roster, up from 47 a year ago.

If you want to get hyper-local, 12 of those players hail from Missoula, while 11 more come from Western Montana (the greater Flathead and Bitterroot valleys).

**FUTURE SCHEDULES:** Buckle up for plenty of home football games at Washington-Grizzly Stadium in years to come. Montana will play eight regular-season home games in the fall of 2025, which is believed to be a first for any team in FCS football. With the calendar allowing for a 12-game season for the second-straight year in '25, the Griz will spend the entire month of September at home with four-

# NOTEWORTHY

straight games. It's shaping up to be one of the most exciting seasons in recent memory too, with rivals like North Dakota, Idaho, Eastern Washington, and, of course, Montana State all traveling to Missoula.

Thanks to an extra Saturday between Labor Day weekend and the week before Thanksgiving, UM plays seven regular season home games in 2024 – a first for the Griz since 2007.

Montana is 230-35 (.868) in Washington-Grizzly Stadium since 1986. The Griz are coming off a perfect 9-0 home season in 2023 – the 14th undefeated home season in stadium history.

**MORE SCHEDULE STUFF:** Montana plays a seven-game home schedule for the first time since 2007 and for just the fifth time in program history this year. The Griz play three first time opponents in Missouri State, Morehead State, and Western Carolina, all at home. UM's lone road game in the nonconference slate is at North Dakota. The Griz are 15-9 all-time against UND but hold a slight 6-5-1 advantage in Grand Forks.

Due to an unbalanced Big Sky schedule, 2024 marks the first time in a decade Montana will not play one of the Idaho schools (U of I or ISU). The last time it happened was 2014, when Idaho was still an FBS member.



**PRESEASON PICKS:** The Griz had six players named to eight positions on the 2024 Big Sky preseason all-conference team this year. UM's eight selections were the second-most in the league, with honorees nearly divided evenly among the offense, defense, and special teams.

Returning 2023 first-team all-conference performers Junior Bergen, Brandon Casey,

and Trevin Gradney were each picked to once again be some of the league's top players in their senior seasons.

Reigning FCS Freshman of the Year, running back Eli Gillman, joined them on this year's preseason team along with breakout star linebacker Riley Wilson and do-it-all running back-turned linebacker Isiah Childs for his work on Montana's highly effective special teams.

**ALL-AMERICA:** The Montana Grizzlies had a Big Sky-best six players named to one of three Stats Perform FCS Preseason All-America Teams in the buildup to the season. All but one of Montana's six honorees also earned a place on the preseason All-Big Sky team.

Record-setting return man Junior Bergen was UM's lone first team selection, earning a spot on the list as a punt returner, to no one's surprise.

Three Grizzlies were named to the second team, with offensive tackle Brandon Casey, linebacker Riley Wilson, and tight end Cole Grossman earning a place on the squad. Casey and Wilson were both All-Big Sky preseason honorees, while Grossman earns his first preseason accolade since returning to the fold this season following a year off due to injury.

All-American defensive back and the latest to wear Montana's #37 legacy jersey Trevin Gradney earned a place on the third team. He's joined by the 2023 winner of the Jerry Rice Award for the nation's top freshman in running back Eli Gillman.

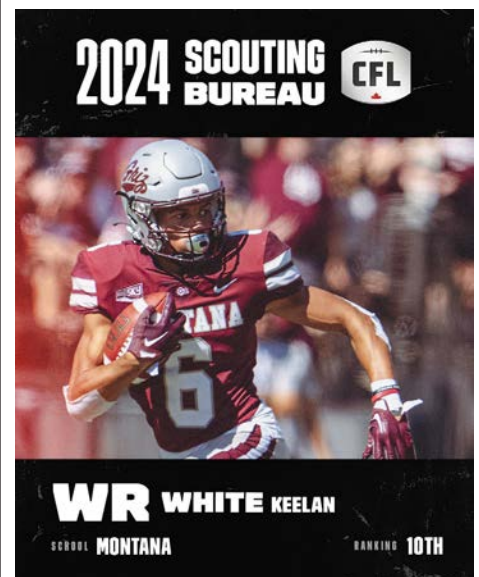
The Griz tied South Dakota State with a half-dozen honorees, second only to North Dakota State with eight. Montana State had the third-most selections with five picks.

**ALL-CANADA:** Montana senior receiver Keelan White, a native of North Vancouver, B.C., was ranked No. 10 on the list of the top 20 Canadians eligible for the 2025

CFL Draft, the league's scouting bureau announced in August. He's one of only three total receivers and two players from the FCS to make the list.

White, who was named Montana's offensive MVP in 2023 by the Grizzly coaching staff, is coming off a breakout year, leading the team with 798 receiving yards on 54 catches with four touchdown grabs as a junior. One of those touchdowns was a school record 97-yard strike against Sacramento State – the longest play from scrimmage in Montana history.

He enters his senior season poised for more entries in the Grizzly record books with 104 career catches for 1,234 yards and 10 TDs, averaging nearly 12 yards per catch – all marks sitting just outside Montana's top 20 all-time totals.



**THE BEST OF THE BEST:** A pair of Montana Grizzlies have been named players to watch for college football's premiere post-season all-star game, with Junior Bergen and Cole Grossman named to the 2024 Reese's Senior Bowl watchlist, the game's organizers announced Wednesday.

Bergen, a record-setting senior receiver and return man, and Grossman, a versatile offensive threat at tight end, were two of just 13 players from the Big Sky Conference named to the list representing nearly





# NOTEWORTHY

900 of the best players in college football and future NFL stars.

The Senior Bowl is considered the preeminent college football all-star game and the first stage in the NFL Draft process. The longest continual-running all-star game, it has taken place in Mobile, Alabama, for the past 75 years. The game gives elite draft prospects from around the country the chance to showcase their talent and connect with coaches and decision-makers from all 32 NFL teams.

**BERGEN BITES:** Bergen was a popular pick in the preseason prognostications. He was also named the East-West Shrine Bowl 1,000 watch list, as well as the Senior Bowl Watch List along with Grossman. He is also on this year's Walter Payton Award watch list for FCS Offensive Player of the Year.

## THE LIST

The following is a complete list of Montana's 2024 Preseason Accolades

### Preseason All-Big Sky

#### Offense

RB Eli Gillman, Montana  
WR Junior Bergen, Montana  
OL Brandon Casey, Montana\*

#### Defense

LB Riley Wilson, Montana\*  
DB Trevin Gradney, Montana

#### Special Teams

PR Junior Bergen, Montana  
ST Isiah Childs, Montana  
AP Junior Bergen, Montana

### East-West Shrine Bowl 1,000

WR Junior Bergen

### Walter Payton Award Watch List

WR Junior Bergen

### Buck Buchanan Award Watch List

LB Riley Wilson

### Stats Perform FCS Preseason All-America

#### 1st Team

PR Junior Bergen

#### 2nd Team

TE Cole Grossman  
OL Brandon Casey  
LB Riley Wilson

#### 3rd Team

RB Eli Gillman  
DB Trevin Gradney

### Senior Bowl Watch List

TE Cole Grossman  
WR Junior Bergen



### Phil Steele Preseason All-America

#### 1st Team

DB Trevin Gradney  
AP Junior Bergen

#### 2nd Team

WR Junior Bergen  
OL Brandon Casey  
PR Junior Bergen

#### 3rd Team

LB Riley Wilson

#### 4th Team

TE Cole Grossman

### Phil Steele Preseason All-Big Sky

#### 1st Team

RB Eli Gillman  
WR Junior Bergen  
WR Keelan White  
OL Brandon Casey  
LB Riley Wilson  
LB Ryan Tirrell  
DB Trevin Gradney

PR Junior Bergen

AP Junior Bergen

#### 2nd Team

TE Cole Grossman  
OL Journey Grimsrud  
DB Ryder Meyer  
LS Grayson Pibal

#### 3rd Team

RB Nick Ostmo  
WR Aaron Fontes  
OL Liam Brown  
LB Cooper Barnum  
DB Jaxon Lee



**THE 1,000 YARD CLUB:** Montana opens the year with one of the deepest sets of skill position playmakers in the entire FCS. For the first time in modern Montana history, the Grizzlies start the season with three players who have over 1,000 yards receiving in their career, and three more with 1,000 rushing sprinkled between the wideout and running back rooms.

Together, the six players account for a total of 9,211 offensive yards (4,392 receiving, 4,819 rushing) and 87 total touchdowns.

	RECEIVING	RUSHING	TOTAL	TOTAL TD
JUNIOR BERGEN	1235	575	1810	20
AARON FONTES	1011	29	1040	7
ELI GILLMAN	145	1033	1178	15
XAVIER HARRIS	248	1326	1574	11
NICK OSTMO	519	1856	2375	24
KEELAN WHITE	1234	0	1234	10
TOTAL YARDS	4392	4819	9211	87

## WEEK 1

MONTANA .....29  
MISSOURI ST. ... 24

Montana opened the season with a thrilling 29-24 win over a veteran Missouri State team out of the Missouri Valley Football Conference, with UM improving to 1-0 in front of a sold-out crowd on a blackout night in Washington-Grizzly Stadium.

The game was evenly matched with nearly equal total yardage. The Bears actually outgained Montana 356-347 and had the ball for 13 minutes longer than the Griz did. It was the ground attack from Montana that provided the difference maker as they averaged nearly five yards per run, led by an impressive start to the sophomore season for Eli Gillman.

Montana played both Keali'i Ah Yat and Logan Fife at the quarterback position. Ah Yat got his first start and played into the second half, completing 9-of-19 passes for 90 yards and running for 19 more. His numbers could have been better, but there were a handful of drops in the opening half that hampered his completion percentage. Fife ended the game under center, completing 5-of-7 passes for 90 yards and a score. Fife also carried it three times for 15 yards.

**PLAYER OF THE WEEK:** Playing in his first-ever game at Montana, Kicker/Punter Ty Morrison introduced himself as yet another potential Griz candidate for FCS Punter of the Year with a stellar debut in maroon and silver on Saturday.

You'll forgive the junior college transfer for doinking his first kick in front of 26,000 strong at Washington-Grizzly Stadium off the uprights on a first quarter PAT attempt. After that, however, he was lights-out. Morrison posted the best punting average and longest punt in the league so far this season and scored 11 points with his foot to help lead the Griz to a 29-24 win over Missouri State in the home opener.

In doing so, Morrison was named Big Sky Special Teams Player of the Week by the conference on week one, making him one-for-one in weekly awards as a Grizzly.

Morrison averaged 45.3 yards per attempt over four punts to total 181 yards, with a long of 61 yards and two landing inside the 20. His 61-yarder was the longest punt in the Big Sky on weeks zero and one, and his average of 45.3 is also topped in the league. Even more impressive: after kicking that longest punt in the league, he was seen sprinting down field and putting his body on the line to take down the MSU returner in space, saving a potential touch-down and logging his first career tackle.

The junior was rock solid in the place-kicking department as well, going 3-for-3 on field goal attempts, hitting from 35, 22, and 38 yards out, and 2-of-3 on PATs for a personal haul of 11 points. Morrison also out-kicked Missouri State's All-America punter Grant Burkett, an FCS Punter of the Year watch list member who averaged 42.2 yards on four attempts for 169 yards total, with a long of 52 and none inside the 20 against UM.

Morrison's 11 points are the most per game of any kicker in the Big Sky by a country mile on week one, with four other kickers in the league averaging just six or less points with the boot.

Known for putting an emphasis on special teams, Hauck has mentored two winners of the Ray Guy FCS Punter of the Year award since returning to Montana in 2018. Brian Buschini won national honors in 2021, and Kalispell's Patrick Rohrbach repeated as the FCS's top punter in 2022.



**#SPECIALTEAMS** Fellow kicker Grant Glasgow is back with a big leg again in 2024, handling the kickoff duties for a second-straight season. The sophomore put five of his six kickoffs into the back of the endzone for a touchback against MSU, tied for the second most touchbacks of his career. Last season, his touchback average of 68% was the second-best in Montana history.

**HELMET STICKERS:** Eli Gillman – The reigning FCS Freshman of the Year started his sophomore campaign with a bang with a game-high 89 yards rushing on 15 carries with two touchdowns, averaging a superb 5.9 yards per attempt against Missouri State. It marked the fourth time in his career he's scored a pair of rushing TDs, and his 89 yards were the fifth-most of his career. His 37-yard touchdown scamper in the first quarter was also the third-longest rush of his career. His 12 points scored is tied for the second-most in the Big Sky this season and tied for third in the FCS.

• Hayden Harris put in a dominant defensive effort for the Grizzlies with a career high 2.5 sacks and 3 tackles for loss – both totals that lead the Big Sky this season and are tied for the most in the FCS. His sacks were timely as well with the second coming on Missouri State's final drive of the game, helping ice the win for the Griz. All told the senior logged 5 tackles (3 solo), with his 2.5 sacks totaling 20 lost yards for the visitors.

Harris, who transferred from UCLA a year ago, picked up steam as the season went on in 2023, saving his best performances for the playoffs in UM's run to the FCS championship. In the first three rounds of the playoffs, he logged 15 total tackles and three TFLs, highlighted by a career-high eight stops against Delaware and 1.5 TFLs against NDSU. Both totals in that three-game stretch were nearly as much as he totaled the entire rest of the season combined.

**FRESH FACES:** Montana got some more big performances against Missouri State from other newcomers to the program as well.

• Senior linebacker Vai Kaho, a transfer

from San Diego State, also had a breakout day in his first game as a Grizzly with seven tackles and 2.5 TFLs, none bigger than a sack on UM's final defensive play of the game that iced the win.

- Another youngster playing in his game of college football (and another San Diego State transfer) was freshman linebacker Caleb Otlewski, who joined the program over the summer after a season spent as the Aztec's Scout Team Player of the Year. He finished his first game as a Grizzly with six tackles, a half-sack and a quarterback hurry.

- Safety Chrishawn Gordon also impressed in his first game at UM. The Fresno State transfer was UM's second-leading tackler on Saturday with seven stops, and had the most solo tackles with five.

- Senior defensive end Andres Lehrmann also produced in his first game in maroon and silver. He had two tackles, one of which was one of the last three sacks of the game that iced the win, to go along with a half TFL and two quarterback hurries in his debut out of Youngstown State.

- Always known as a breeding ground for future stars to earn their stripes, Montana's special teams saw six more players get their first reps of Division-I college football on Saturday in addition to Morrison. Five of the six all hail from the Treasure State as well.

Missoula Hellgate's Ian Finch, Helena Capital's Hayden Opitz, Billings Central's Clay Oven, Whitehall's Dylan Smith, Libby's Cy Stevenson, and redshirt-freshman Washington transfer Jake Mason all played in their first college football game on special teams against Missouri State, highlighting the youth on the depth chart.

**REALLY FRESH FACES:** The only true freshman to see the field outside of the special teams was cornerback Kyon Loud, who not only played, but registered his first tackle – a solo stop on an MSU receiver in the first quarter. Loud, a 6-foot-2, 172-pounder out of Junipero Serra in San Mateo, Calif., impressed during fall camp, and could be a regular in the cornerback rotation.

- Add it all up and eight players made their first-ever start at Montana, while a total of 19 players made their first appearance.

Montana racked up five sacks and 10 tackles for loss against Missouri State. The Grizzly D only had two games in 2023 where they posted more than four sacks (six vs Idaho and Northern Colorado), and one game where they logged more than 9 TFLs (12, Northern Colorado).

**STREAKS ALIVE:** Montana kicked-off the 2024 season with a 29-24 win that kept multiple streaks rolling for Coach Hauck and the Grizzlies. Here's a breakdown:

- It was UM's 10th-straight win in a season-opener, a streak dating back to 2015's win over No. 1 NDSU in Missoula. Montana's streak of 10 season-opening wins is the longest in the FCS. Prior to week one, NDSU was right on Montana's heels with 8 first game wins, but lost at Colorado to start its season.

- It was also UM's 21st-straight win in the home-opener, a streak that dates back to 2003 when the Griz lost to, you guessed it, NDSU in Hauck's first home game as a Grizzly head coach.

- The nighttime is still the right time for the Griz, having won 11-straight night games in Missoula and is 16-2 overall in night games at Washington-Grizzly Stadium. The last night loss for UM was against EWU way back in 2017, meaning Bobby Hauck has never lost a night game at WGS.

- Speaking of Hauck, the Grizzly mentor coached his 100th home game inside WGS against Missouri State. He now holds an 89-11 record in Missoula over his two terms as UM head coach, going 55-6 from 2003-2009 and 34-5 from 2018 to now. In 12 seasons he's gone undefeated at home five times, including going 9-0 during last year's championship run.

Hauck will get the chance to hit one more milestone this week at UND as he seeks his 50th overall win since returning in 2018. He heads to Grand Forks at 49-18 in his second tenure at UM. A win at the

Alerus center could put him over the half century mark.



## "IT'S BIGGER THAN SPORTS" MCPHERSON HELPS A PATIENT IN NEED

Back in June, Montana junior defensive linemen Sloan McPherson did something not many of us would these days: answer a phone call from an unknown number.

Fast forward to the last week of August, just as he and the Grizzlies were preparing to take on Missouri State in the season opener, he did something else not many would. And he did it for a good cause.

McPherson put the chance to play in one of the few games a college football player gets in life on hold for an opportunity to save someone's life. Someone he doesn't even know.

Earlier this summer he was flagged as a potential match for a patient in need of stem cells through the National Marrow Donor Program's "Be the Match" registry, an annual drive Grizzly Football has held each spring for the last five years. He was just one of the 235 new potential donors from the University of Montana community to sign up that day in April. And in June, his number was called.

In late August, right before the first game of the season – a game he and his teammates work toward year-round – McPherson set football aside, flew to Boise, and donated stem cells. Potentially missing the home-opener to help save a life.





"At first, I was a little nervous for it, but when you think about it, it's just a great opportunity to change someone's life. It's bigger than sports to have a chance to save someone. So, I was really honored by it," said McPherson.

"I just figured, I signed up for it, so I made a commitment to that person and that organization, and I just wanted to be able to help out. It didn't take much thought. I just knew I was going to do it right away."

The native of Savage, Montana, got word that he was a match just as the Grizzlies were getting ready for their 4th of July break in the summer workout schedule. That's when the nearly two-month long process of becoming a donor began.

It started locally, having blood tests done in late July to make sure that he was, indeed, a match, and his stem cells would, indeed, help a patient suffering from life-threatening diseases like leukemia and sickle cell anemia.

Then in August, just as he and the Grizzlies were wrapping-up fall camp, he was scheduled to fly to Boise the next week and began a five-day series of injections and medicine cycles to prepare his body in between the team's rigorous routine.

He didn't miss a beat.

"Finding time to do it in the schedule was tough, working around practice and meetings and all that, but Coach (Bobby) Hauck was super understanding about it. I felt a little tired during fall camp but other than that it wasn't bad," McPherson added.

"The process was a lot of reading emails trying to figure out the details, but just talking with the coaches, they were good with everything and supported me in what I wanted to do."

On Sunday, August 25th, six days before kickoff, he boarded that plane for St. Luke's Hospital in Boise, not knowing if he would be physically able to play on Saturday. Monday was donation day, and he flew back to Missoula on Tuesday.

"They hooked me up and I sat there for six hours running blood out of one arm, through a machine that took out stem cells, and putting it back in the other arm. You get kind of sore from sitting in the chair for so long and it's a little bit uncomfortable, but it was nothing that hurt," he said.

"I definitely didn't want to miss a game. But like I said earlier, it's bigger than sports sometimes. And luckily, I made it back. I didn't feel too bad afterwards."

As the week went on and kickoff drew closer, McPherson felt better and better, eventually coming to the conclusion that he wanted to suit up against Missouri State. No one doubted he could.

"All the coaches just kept checking up on me, checking how my recovery was going, making sure I was feeling good. I was a little behind on some of the film and all that stuff, but I worked and got caught back up," said McPherson. On Saturday night he ran out of the tunnel and took the field with his teammates. Hauck was impressed.

"I just think it shows what a quality human being he is. There's a lot of guys in our locker room that would make that same decision because they're caring people," he said.

"Sloan had to decide whether he was going to play in the first game or go donate and save a life. He chose to help someone. He missed two practices, but he came back and actually felt good enough to play, which shows his mental toughness as well."

Hauck and the Grizzlies have been supporting the NMDP "Get in the Game" program since he returned to coach Montana in 2018. It's a cause that was brought to his attention by friend and former Villanova head coach Andy Talley who partnered with the organization to help use the power

of college football to increase the global donor pool and potentially help save more lives.

Since the team's first drive in 2019, Montana has helped register over 800 fellow Grizzlies around campus, soaring past the team's goal of 70 new signups each year. But the team has a longer history of helping out than that.

In 2013 running back coach Justin Green donated blood platelets and helped save the life of a nine-year-old girl. Former Grizzly wide receiver Ryan Burke also helped save a life by donating bone marrow in 2014.

In 2023 defensive end Henry Nuce of Kalispell donated stem cells and other members of the campus community have been selected to donate as well. In early 2024, track and field athlete Brooke Stayner of Missoula donated marrow to save the life of a 47-year-old woman with leukemia.

All told, six donors from UM have been called upon to help save a life. McPherson makes seven.

"They do a great job with this program, but when it comes down to it and you're an actual donor - rather than just trying to register people - that gets real," said Hauck.

"You're faced with tough decisions, and Sloan made the right one. It just shows what a good and decent person he is."

McPherson doesn't know who the recipient of his stem cell donation will be. There's a good chance he may never know. That's not the point.

The point for him – someone who put his personal goals and ambitions aside – was to simply abide by the golden rule.

"I just knew that it was the right thing to do. I hope that if I was in the same situation, someone be willing to do it for me. Even if I never meet him, just knowing that I could help someone out in that way is big deal to me."

The world could use a bit more of that.





# NOTEWORTHY

## WEEK 2

### MONTANA ..... 24 N. DAKOTA ..... 27

It was a tale of two halves in Grand Forks as No. 4 Montana dominated No. 20 North Dakota 24-7 in the first half but fell into a lull as the Fighting Hawks fought back in the second with a “three yards and a cloud of dust” offense to beat the Griz 27-24.

Montana saw its streak of 13-straight regular-season nonconference wins snapped at UND, a streak that includes a win at No. 20 Washington in Seattle and dated back to the loss at No. 15 Oregon in 2019.

**FIRST PICK:** Frenchtown’s Jace Kluciwich got his first career interception in Grand Forks last week, giving UM’s defense two total picks this season, ranking the Griz second in the league behind Sac State with three.

**RJ’S STOPS:** Junior cornerback Ronald Jackson had a career day at UND with 12 tackles, 10 of which were solo stops. He was fourth in the Big Sky, 12th in the FCS, and first on the team in solo tackles after the game.

**WELCOME BACK WILSON:** All-Big Sky linebacker Riley Wilson made his first appearance for the Griz at UND and picked up right where he left off in 2023. He tied his career high in total stops with seven against the Fighting Hawks. He must not like birds that much, because he also had 7 stops against the Delaware Blue Hens in last year’s playoffs.

**FRESH STARTS:** Linebacker Caleb Otlewski, a redshirt freshman who came to UM from San Diego State, made his first collegiate start at UND, and was again impactful with three tackles and one QB hurry. He made his first appearance at UM on week one and logged six tackles and another hurry to go along with a half sack.

He’s the ninth Grizzly to make their first career start this season, with one on the

offense and eight on the defense as of week two.

**GRIZ VS. THE VALLEY:** Montana slipped to 6-2 against teams from the Missouri Valley Conference after the loss at UND in the Big Sky/Missouri Valley Challenge Series, dating back to 2018 when the series started in Hauck’s first season. Including playoffs, the Griz are 7-4 against the Valley during Hauck’s second term, and Hauck is 11-6 in his career against teams that currently reside in the Valley.

- UM and UND have a long history of football between the two schools, with the first game dating back to 1915 – a 10-10 tie in Grand Forks. Since then, the Griz have built at 15-10-1 lead in the series with a 7-2 advantage in Missoula. However, in games played at UND the series is now tied 6-6-1 following the loss.

- UND was the only team to ever hold a winning record against Bobby Hauck as a member of the Big Sky Conference at 1-0 with a 2018 win in Grand Forks. North Dakota is no longer in the Big Sky, but now has a 2-0 record over Hauck-led Grizzlies.

**FUTURE SCHEDULES:** Montana will get its shot at redemption against North Dakota in 2025 when the Hawks make the return visit in the home-and-home series to Missoula on Sept. 13. UM is 7-2 all-time against UND in games played at UM.

The UM/UND game in 2025 will be the second of four-straight home games to start the season for the Griz, and one of eight total home games on a blockbuster schedule that includes two MVFC teams, Idaho, Eastern Washington, and Montana State, all in Missoula.

## WEEK 3

### MONTANA ..... 59 MOREHEAD ST .... 2

Montana Grizzly football dominated in the trenches in a 59-2 win over Morehead State in Missoula to improve to 2-1 on the

year. The game was never in doubt with the Griz scoring 39 first-half points and not allowing an offensive score all day.

The Griz ran for 410 yards while holding the Eagles to just 45 total yards on the day. The defense had 24 different tacklers and gave up just four first downs, while Montana had 35 – the second-most in modern program history. Of those first downs, 25 came on the ground, tied for the most in UM history dating back to 1974 at Idaho.

Morehead State was held to -14 rushing yards on the day and went just 1-for-12 on third down. They did not pick up a single first down in the entire second half as the Grizzly defense was dominant.

**HISTORIC RUSHING:** The 410 rushing yards on 55 carries goes down as the 10th-most single-game rushing yards in Grizzly history, with the school record 471 yards against Portland State in 1968 topping the list. UM’s wishbone offense in the late ‘60s and early ‘70s produced eight of the top 10 single-game rushing totals.

However, in modern Grizzly history (1991-present), last Saturday’s game marks the second-most ever for UM, close behind 2022’s total of 412 yards against Cal Poly in the snow. In total, Montana has played 20 games with more than 350 yards rushing, with four occurring under Coach Hauck.

- True freshman Malae Fonoti led the way after taking over down the stretch, running it 24 times for 176 yards and a touchdown. Eli Gillman only played in the first half and still finished with 106 yards and two touchdowns on 13.3 yards per carry.

It’s the first time Montana had two 100-yard rushers in the same game since Travon Van and Jordan Canada did it in 2013, and Fonoti’s 176 yards is one of the top 25 rushing totals in Grizzly history – in his first game of college football.

- Nick Ostmo scored his 22nd career touchdown, tying his running backs coach Justin Green for eighth in program history. He also reached the 2,000 yard mark on the ground for his career to become just the eighth Grizzly of all-time to reach the



# NOTEWORTHY

mark.

**SCORIGAMI:** Montana's 59-2 win over Morehead State is the rarest of rare results, with that final score believed to have never occurred in the entire history of American Football. Making it even more rare is that MSU's two points came from a PAT return, not a safety.

**RARE RETURN:** Richard Sweeney III's PAT return for a two-point conversion for Morehead State against Montana last week is a first for a Grizzly opponent in modern program history.

The Griz have picked up those rare two points with a PAT return in recent history, however. Former UM linebacker Connor Strahm picked off a Portland State two-point conversion pass attempt in 2017 and returned it 100 yards for a score in a 45-33 win for the Griz in Oregon.

**DOLA:** Montana's offensive line helped pave the way for the Grizzlies 410 rushing yards last week, one of the 10 highest ground game totals in program history and second-most since 1991.

Junior Liam Brown and senior Cade Klimczak swapped positions up front in the leadup to last week's game, with Brown returning to his more natural position of guard and Klimczak moving to center. The Grizzly front has seen a consistent five starters in each game this season with a combined 84 career starts among them.

**GRIZ VS THE VALLEY:** Montana closed out the nonconference season with the Big Sky's only win over a team from the Missouri Valley Conference in the annual Big Sky/MVFC Challenge Series.

A week after pulling-out a come-from-behind win over Montana, North Dakota boat raced Idaho State at home on Week 4 52-28 in Grand Forks with ISU scoring twice in the fourth quarter. What was to be the last game of the year in the series was canceled after Portland State players came down with a case of Pertussis in the locker room, forcing them to cancel the scheduled game against South Dakota in Portland.

Montana's win over Missouri State to open

the year remains the only win for the Big Sky, with the Valley winning 2-1 – its fifth win in the series in six seasons.

## WEEK 4

### MONTANA ..... 46 W. CAROLINA .... 35

Montana bounced-back from an early deficit to beat No. 24 Western Carolina – last year's FCS leaders in total offense – 46-35 thanks to yet another dominant rushing attack.

The Grizzlies outscored Western Carolina 46-18 through the final three quarters after WCU jumped ahead 17-0 in the first quarter to earn UM's 15th-straight win at home.

**SATURDAY'S STARS:** Keali'i Ah Yat ran it 11 times for 57 yards and entered the Grizzly record book by rushing for four touchdowns. He's just the sixth player in program history with four rushing scores in a game, and the first quarterback to ever do it. He earned an honorable mention for the Stats Perform FCS Freshman of the Week.

•Eli Gillman was named Big Sky Offensive Player of the Week after a career-high 175 yards on the ground in his second-straight 100-yard game, averaging 12.5 yards on his 14 carries and finding the end zone once. The sophomore had two different runs for 50-plus yards, including Montana's first score on the day on a play that changed the entire tone of the game.

•Nick Ostmo moved into sixth in program history in rushing yards, passing John Nguyen behind 72 yards on 15 carries. All told, Montana outgained Western Carolina by 246 yards on the ground, and it proved to be the difference maker late in the game.

It's the first time Montana has come back from down 17 in a game since a playoff win over Southeast Missouri State in 2022 where they trailed 24-3.

Sawyer Racanelli had two big tone-set-

ting tackles on punt coverage and helped spring the Grizzlies loose for 49 yards of kickoff returns and added four catches on four targets to total 28 yards as a receiver to make several big plays for the Griz on Saturday.

**HOME SWEET HOME:** Montana's win over Western Carolina was its 15th-straight at Washington-Grizzly Stadium, a streak dating back to the midway point of the 2022 season.

With the nonconference portion of the season wrapped-up, you'll have to go all the way back to 2015 to find the last time Montana lost a nonconference regular-season game at home. UM's last loss was against Cal Poly – a Big Sky team playing in a non-conference game – in Sept. of 2015, one week after the Griz opened the season with a win over No. 1 NDSU.

**THE WEST IS THE BEST:** With the win over Western Carolina (located in Cullowhee, N.C. - a full 2,200 miles east on Missoula) to cap the nonconference season, Montana picked up its 40th win over a team from east of the Mississippi River inside Washington-Grizzly Stadium, now at 40-7 since the venue was constructed in 1986 and now riding a 14-game winning streak.

In his two stints as UM's head coach, Hauck is 17-3 overall against teams from the east and his Grizzlies have outscored those teams a combined 768-378, an average win margin of nearly 20 points per game. Since he returned in 2018 the Griz have outscored easterners 464-193, with three playoff games added to that total



## WEEK 5

### MONTANA ..... 52 E. WASHINGTON 49

It took everything that Montana had, and a historic night from the offense, to leave Cheney with a 52-49 win over Eastern Washington. The Grizzlies totaled 701 yards, the second-most in program history, to outpace the Eagles in a late-night shootout.

There were gutsy fourth down calls, trick plays from both sides, surprise onside kicks, and so much more as the two teams combined for over 100 points and 1,252 total yards. Despite the shootout, the Grizzly offense was surprisingly balanced, passing for 364 yards and running for 337 to eclipse the 700-yard mark.

Montana led for a majority of the game after scoring the final 21 points of the opening half, but it took some massive plays on fourth down for the Griz to pull out the win. UM went 3-for-3 on fourth down, including a touchdown pass in the final minutes, in a bold display of decision making, play calling, and execution.

In his first start as a Grizzly, Logan Fife went the distance in an impressive performance, throwing for 364 yards and five touchdowns and added 22 more on the ground for a personal haul of 386 – at that time the most yards of any player in the Big Sky Conference to date. The Fresno St. transfer went 30-for-42 for 364 yards and five touchdowns. It's the first time since 2021 that a UM QB has thrown for five scores, and the first time since the 2022 non-conference season that a Grizzly has thrown for 300-plus yards.

His passing total of 364 yards was also a Big Sky-best, the third-most in the FCS on week five, and a top 15 total nationwide this season. Even more impressive? 309 of them came in the first half alone.

Following that dazzling debut, Fife was named Big Sky Offensive Player of the

Week by the league office – the first conference weekly honor of his career. He was also given an honorable mention for the Stats Perform FCS Offensive Player of the Week.

**BURNING THE EAGLES:** Montana's offense has torched Eastern Washington's defense for 172 points in the last three meetings (52 points in 2024, 63 in 2022, and 57 in the 2021 playoffs).

Since Hauck returned in 2018 the Griz have gone 4-1 against the Eagles, out-



scoring them 234-148 all while racking up 2,461 yards in five games – an average of just under 500 yards per contest.

Hauck now holds a 10-2 career record over Eastern Washington, tied with Portland State (also 10-2) for the most wins over a single Big Sky opponent.

• Eastern Washington scored 28 points in the fourth quarter against UM for a nailbiter finish in the Grizzly win, led by 265 yards and 4 TD passes on the day for Kekoa Vesperas. Three of those touchdown catches were made by All-America receiver Efton Chism III. The last player to catch three touchdown passes in a game against Montana? NFL star Cooper Kupp at EWU in 2016.

**MORE FIFE FACTS:** Fife's game was a rare one for the Griz, making a little recent history for UM. The last time a Montana QB threw for over 300 yards was Lucas Johnson, who had 306 yards against SEMO in the 2022 playoffs. The last Grizzly QB to pass for 5 TDs in a game was

Cam Humphrey against Western Illinois back in 2021.

**TIGHT END TARGETS:** Montana's corps of tight ends had a breakout day with all three dressed on the road trip catching a pass and two getting into the endzone for three of UM's seven touchdowns.

Senior Erik Barker caught two touchdown passes – the second and third of his career. Junior Jake Olson of Butte also got into the endzone with the first touchdown catch of his career.

**AIR IT OUT:** Junior Bergen had a career day with 150 yards receiving. He was especially dangerous with ball in hand, totaling 111 YAC yards after the catch.

His 150 receiving yards and 21 kickoff return yards give him 171 all-purpose yards against EWU. Those 150 yards at EWU also moved him on to UM's top 30 all-time receiving yards list, passing Bob McCauley (1,466) to move to No. 30. Those 30 players are the only Grizzlies to ever total over 1,500 receiving yards in a career.

• Senior receiver Keelan White was Fife's other primary target that week, hauling in seven grabs for 75 yards. Six of those seven grabs came in the second quarter and helped UM score 21 points in the period.

**POUND THE ROCK:** Montana's offense featured a two-headed monster in the ground game, with Nick Ostmo and Eli Gillman each rushing for over 100 yards – the second time this season UM has had two players pass the century mark in a game.

Ostmo improved his career rushing total to 2,245, moving into 5th all-time for Montana. He also moved up the rushing touchdowns list and total touchdowns as well with 26 after catching a TD pass. Gillman posted his third straight 100 yard game with 109 at EWU, the sixth 100-yard day of his career.

**STOPS ON STOPS:** Senior linebacker Ryan Tirrell logged a career-high 14 total tackles in Montana's win at Eastern Washington, the most stops in the Big Sky Conference on week five and tied for the third-most in the league this season.





## NOTEWORTHY

### WEEK 6

**MONTANA ..... 48**  
**WEBER ST. .... 55**

Weber State struck with several big plays early to take an 11-point halftime lead and hit on more big plays in the second half to stifle a Montana comeback attempt, with the Wildcats upsetting the Grizzlies 55-48 in overtime at Washington-Grizzly Stadium.

WSU QB Richie Munoz threw for 364 yards and six TDs, with three of those scores from 50-plus out. The Wildcats also rushed for 177 more to gash the Grizzly defense for 541 yards and added a kickoff return touchdown as well in a Big Sky shootout.

UM QB Logan Fife piled-up big numbers for a second-straight week, completing 73 percent of his passes for 344 yards and a pair of TDs. Led by four total touchdowns with three on the ground from Eli Gillman, the Grizzly rushing attack put up 172 yards for 527 total but couldn't punch it in for one last score in OT.

In a back-and-forth thriller that saw six lead changes, the Grizzlies scored four TDs and a field goal in the second half to take a 48-45 lead with less than a minute to play. The Wildcat one-minute drill marched the visitors back into Montana territory in short order, however, setting up kicker Kyle Thompson for a 43-yard field goal that snuck just inside the left upright to send it to overtime, 48-48.

In the extra period WSU scored first on a reviewed touchdown catch where it appeared Damon Bankston had come back to the field of play from running out of bounds. He was ruled as having been forced out by a Grizzly defender, however, making him eligible for the go-ahead touchdown catch to make it 55-48.

With an opportunity to send it to double overtime on the ensuing Grizzly drive, Fife was sacked and stripped of the ball, which Weber State recovered to seal its third-

straight win over Montana.

Montana got some massive individual performances in the loss. Keelan White had a career day, catching 11 passes for 163 yards and a TD. Gillman's four TD total and three rushing TDs were also both career-highs.

Riley Wilson led the charge defensively, posting a career-high 14 tackles, 2.5 tackles for loss, a sack, and a QB Hurry. Senior end Hayden Harris was also dangerous once again, punching-out his second strip-sack of the season and recovering the fumble for his third forced fumble this year.

### WEEK 7

**MONTANA ..... 31**  
**N. ARIZONA ..... 20**

Montana scored 28 second half points and gave up just one offensive touchdown in a 31-20 Homecoming win over #24 Northern Arizona in Missoula.

Montana outgained the Lumberjacks 357-306 in total yardage and were much better on the critical downs, going 6-of-12 on third down while holding NAU to just three third down conversions.

The game didn't start Montana's way as it allowed a defensive touchdown on the first offensive drive of the game with a returned fumble. UM also gave up an 88-yard score in the second half on a trick play, but outside of those two Montana held the Lumberjacks to just two scores on the other eight drives. NAU only made it to the red zone twice, and the Griz held them to field goals both times.

Riley Wilson led the defensive unit with nine tackles and added a big sack that helped force Northern Arizona into a field goal in the first half. Ronald Jackson Jr. was second on the team with eight tackles, including the forced fumble that iced the game late. Ryder Meyer and Ryan Tirrell each finished with seven tackles as well.

The offense showed off its balance yet

again with Logan Fife throwing for 199 yards and a touchdown while Montana's two lead running backs combined for 150 yards on the ground. Eli Gillman had 76 yards on 14 carries, and Nick Ostmo went for 74 yards on 15 runs.

**HAPPY HOMECOMING:** Montana continued its winning ways on Homecoming, when 26,229 Griz fans returned to Missoula to see the win over NAU. UM improved to 69-33-1 on Homecoming since 1919 and to 34-4 inside Washington-Grizzly Stadium. It was also the fifth-straight homecoming win for the Griz and 10th win in the last 12 games. Bobby Hauck, a Montana alum, is now 12-1 overall on Homecoming.

**FALSE START FRENZY:** NAU jumped once on week seven to bring the total opponent false start penalties inside Washington-Grizzly Stadium to 15 this season. With two regular season home games left on the calendar, the Grizzly faithful will have work to do to break Montana's 2023 total of 26 opponent false starts in Missoula.

**STEAKS OR HOT DOGS:** Over the bye week, Montana held its annual Academic Champions dinner, where players who earned a 3.0 GPA in the classroom last semester enjoyed a steak dinner, while those who did not feasted on hot dogs. Impressively, only 12 of Montana's 110 players had a hot dog.

Montana has posted an impressive 12-straight semesters with a team 3.0 cumulative GPA or better since Hauck's return, an almost unheard-of achievement in college football.

### WEEK 8

**MONTANA ..... 24**  
**N. COLORADO ..... 0**

Montana pitched an unprecedented third-straight shutout over the Northern Colorado Bears in a 24-0 win in Greeley in late October. The Grizzlies blanked the bears again following a 40-0 win in 2023 and a 35-0 win in 2021.



# NOTEWORTHY

The Griz haven't allowed an offensive score to the Bears in 15 straight quarters of football. In that time, the Bears have run 242 plays for 829 total yards, averaging just over three yards per play. UM has now outscored the Bears 99-0 in the previous three matchups, and 143-14 in the last four dating back to 2017. The two teams won't meet again until 2026.

It was the second defensive shutout of the season for Montana as the only points that Morehead State scored in the week three game were off a returned PAT. It's the fifth overall shutout, and sixth defensive shutout, in the previous four seasons for Montana.

Jace Kluczewich, Caleb Otlewski, and Jaxon Lee had interceptions in a dominant day for the Griz defense. Ryder Meyer led the team with eight tackles, while Vai Kaho, Ronald Jackson, and Lee all finished with seven tackles. They held UNC quarterback Kia'i Keone under 50 percent passing with the three interceptions.

**STOPPING THE BEAR CHARGE:** Not inconsequential in Montana's three-straight shutouts of UNC has been the ability to stop the Bears run game. UM held UNC to just 65 yards on the ground on Saturday. Last time the two met in 2023 the Griz held them to just 18 yards rushing, and in 2021 they held UNC to 72. Meanwhile UM has been able to assert itself on the ground, outrushing the Bears by a total of 639-155 in that three-game span.

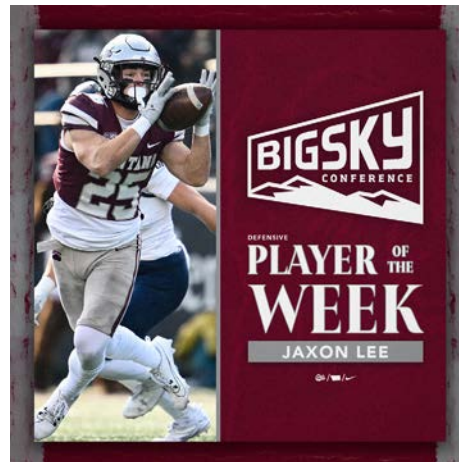
**PLAYER OF THE WEEK:** While there's no doubt it takes a complete team effort to shut out an opponent on their home turf, safety Jaxon Lee's seven tackles and a highlight reel interception early in the second half went a long way toward making it happen.

Lee, a senior from Missoula by way of Philipsburg, helped lead a Grizzly defensive charge against Northern Colorado in Greeley, as Montana blanked the Bears 24-0 at Nottingham Field. He was named the Big Sky Defensive Player of the Week by the league on Monday. It's the first weekly honor of his career and the first for the Grizzly defense so far this season.

• Keali'i Ah Yat paced Montana's offense at UNC, completing 14 of 22 passes for 149 yards and two touchdowns. He also netted five rushing yards of his own, and helped guide a Grizzly rushing attack that totaled just under 200 yards on the ground.

• Grizzly receiver and Missoula Hellgate alum Ian Finch scored his first career touchdown on his first career catch at Northern Colorado. Despite the Hellgate and UM campuses sitting less than a mile apart, not a lot of Knights have gone on to become Griz in recent history.

The last player from Hellgate to score a touchdown for Montana? That was safety Jake Dennehy, who hauled in a pick-six at Wyoming back in 1997. The last offensive player to score for the Griz from Hellgate? Running back Kelly Stensrud who scored his last TD at UM at Eastern Washington in 1995. His daughter Anna Stensrud, also a Hellgate alum, is now on the women's golf team at Montana.



## WEEK 9

**MONTANA ..... 42**  
**CAL POLY ..... 7**

The Grizzly defense clamped down and Junior Bergen busted free for a record-setting punt return touchdown that broke the dam loose for the Montana Grizzlies in a comprehensive 42-7 Big Sky road win over Cal Poly in San Luis Obispo.

The Griz took three turnovers to help keep the Mustangs scoreless through three

quarters on a cool day in California's Central Coast. The offense scored five times in the second half to put the game away with a rotation of the first, second, and third team players on the field. It was Montana's second-straight win on the road after beating UNC in Greeley the week prior.

Logan Fife and Keali'i Ah Yat shared quarterback duties, and together led UM to 268 passing yards and a pair of scores, split roughly down the middle with 137 and 131 yards, respectively. Xavier Harris caught the first of those TD passes on return to his home state of California, and Keelan White had a one-handed highlight reel grab for a second quarter score for the other.

All told Montana had nine receivers catch 21 passes for its 268 yards, with a team high 73 yards going to White and Harris accounting for 50 more. UM added 68 more yards on the ground for 336 yards of total offense.

Montana's defense continued its dominance, with Cal Poly's fourth quarter touchdown the first against it in eight quarters of football, a streak that stretched back to the fourth quarter of the NAU game.

Linebacker Garrett Hustedt and safety Chrisawn Gordon each hauled in their first career interceptions and Jaxon Lee forced a fumble that Trevin Gradney recovered to help keep the home team largely off the scoreboard. Lee and Ryan Tirrell led the Griz with nine tackles each, while Riley Wilson had another big day with four stops, two of which were TFLs and one of which was a sack, along with a pass breakup and two quarterback hurries.

**PLAYER OF THE WEEK:** The play of the day, however, belonged to the special teams and Junior Bergen. With just under three minutes left in the third quarter, Bergen ripped off an 84-yard punt return touchdown, making one man miss, streaking down the left sideline and weaving his way through traffic on his way to the endzone.

It was the sixth punt return TD of his illustrious career, officially setting a new Big Sky Conference record after passing Corey Smith of Montana State's career total

# NOTEWORTHY

of five. He now needs two more to tie the FCS record of eight set by LeRoy Vann of Florida A&M. Bergen had two in last year's playoffs alone.

After etching his name in the history books Bergen was named the Big Sky's Special Teams Player of the Week. He was also given an honorable mention for the Stats Perform FCS Special Teams Player of the Week. Surprisingly, it's the first Big Sky weekly honor of his career.

Bergen totaled 98 all-purpose yards in the win at Cal Poly, adding another short punt return for two yards and three catches for 12, but it was the record-breaking punt return that had the biggest impact on the game. Montana found itself in a tussle with the Mustangs late in the third quarter when Bergen broke free, opening the flood gates for the Grizzlies with the first of four touchdowns in the final 18 minutes of the game to run away with a 42-7 win. The 84-yard punt return goes down as the fourth-longest in program history.

**LAUNDRY ON THE FIELD:** Montana was penalized 10 times for 132 yards at Cal Poly, the second most flags against the Griz this season after getting 12 called in the Western Carolina game for 101 yards. Take those two games out and UM has averaged just under five penalties per game, which would rank the third fewest in the Big Sky. The one common thread in the two games UM had an unusually high penalty count? The same officiating crew called both.

**SHUT 'EM OUT:** Montana's defense was a fourth quarter touchdown at Cal Poly away from pitching a second-consecutive shut-out after blanking Northern Colorado 24-0 the week previous... A rare feat. How rare? Montana has not shut out consecutive opponents since the 1995 playoff run when UM beat Eastern Kentucky 48-0 followed by a 45-0 win over Georgia Southern. The Griz were close to doing it in 2021 after beating UNC 35-0 and following that up with a 30-3 win at NAU.

**DEFENSIVE RESURGANCE:** Montana's defense has been resurgent since the Griz fell to Weber State in a 48-55 shootout in early October. Since then, the defense

has allowed just two offensive touchdowns against it – one on a trick play at the end of the third quarter against NAU, and the fourth-quarter score at Cal Poly. That equals a stretch of 130 minutes of football without letting the opponent score.



## WEEK 10

**MONTANA ..... 14**  
**UC DAVIS ..... 30**

In a top seven matchup under the lights at Washington-Grizzly Stadium, the No. 4 UC Davis Aggie defense buckled down to defeat No. 7 Montana 30-14. Montana took the lead midway through the third quarter, but 17 unanswered points to end the game from the Aggies led the visitors to the win to remain unbeaten against FCS competition.

The Davis defense held Montana in check, limiting the Griz to a season-low 286 total yards. Montana had 209 yards through the air, but the rushing attack was held in check with just 77 yards on the ground.

Montana held Walter Payton Award contender Lan Larison under 100 yards and his season average but gave up 256 yards and three UC Davis passing touchdowns. The Aggies finished the night with 100 more yards than Montana on the dot.

Ryder Meyer had a fantastic night leading the Grizzly defense, registering a career-high 17 total tackles. He had eight solo tackles and added one tackle for loss in an impressive night. It's the most tackles

in the game by a Grizzly since Dante Olson had 19 on Nov. 2, 2019.

Jaxon Lee also had a career night with 13 tackles. Montana held the Aggies in check for the most part, but they pieced together nine passing plays of at least 15 yards, which was a difference maker.

Montana's quarterbacks combined for 20-of-41 passing for 209 yards with a touchdown and two interceptions. Fife had 147 yards passing and a touchdown to Junior Bergen. Keali'i Ah Yat had 62 yards through the air but was Montana's leading rusher with 29 yards and a touchdown. Bergen had a good day, catching six balls for 92 yards and the score.

**STREAKS SNAPPED:** The loss to UC Davis snapped some impressive streaks for the Grizzlies. Montana entered that game having won 11 consecutive games under the lights in Missoula, with Hauck having never lost at night since his return to UM in 2018.

Other strings snapped include five straight home wins against top four ranked teams, a streak dating back to 2015 against No. 1 NDSU, and 11-straight home wins over top 25 teams as well.

**FOE'S FIELD GOALS:** UC Davis kicker Hunter Ridley slotted three field goals against UM, a rarity in Missoula. The last kicker to hit three inside WGS? Portland State's Cody Williams also slotted three in the Viking's last win over UM back in 2018.

## WEEK 11

**MONTANA ..... 34**  
**PORTLAND ST ....11**

The Montana Grizzlies overcame a first half shut-out and a second-half power outage at Washington-Grizzly Stadium to come away with a 28-17 win over Portland State on a weird week 11.

The Griz came alive for 21 points in the third quarter with a balanced attack on offense led by Logan Fife at quarterback.

# NOTEWORTHY

The defense stepped-up too, taking a season-high five turnovers to help the Griz improve to 8-3 on the season and 5-2 in conference play.

Montana re-ignited its run game that was held quiet over the last two games for 199 rushing yards, 134 of which came from Eli Gillman, who crossed the century mark for the first time since September. Fife, who entered the game for the injured Keali'i Ah Yat, accounted for all four Grizzly touchdowns with 197 yards and three scores through the air and another on the ground.

Led by Frenchtown's Jace Kluczewich with two, the defense clamped down when it mattered most in the red zone, as UM picked-off three passes as Portland State was driving to try and erase UM's third quarter lead.

The Grizzlies iced the game late in the fourth as dusk settled in Missoula after the power outage forced the lights out in the stadium and time to be kept by the officials, just when time management mattered most.

**PLAYER OF THE WEEK:** Kluczewich did just about everything in his power to shut down Portland State.

With two interceptions on the goal line and five solo tackles (three of which were also on the goal line), he put a halt to a pair of would-be scoring drives that might have been the difference in the game.

On Monday, Kluczewich was named Big Sky Defensive Player of the Week, the first weekly honor from the league of his career, and the second this season for the Grizzly D after fellow Sentinel grad Jaxon Lee earned it in late October. Kluczewich also earned an honorable mention for the Stats Perform FCS Defensive Player of the Week.

With his two picks on Saturday, he now led the Big Sky in total interceptions and was tied for third in the FCS with four to his name at the time.

**POSESSION, POSESSION, POSESSION:** You can't win if you don't have the ball, and Montana had plenty of it against Portland

State. Led by Kluczewich, Montana forced a season high five turnovers and led the Big Sky in total turnover margin at +7 on the year after the game.

The league has been low on turnovers this season as a whole, with UM ranked No. 24 in the FCS 17 total takeaways. The Griz have made those takeaways count, however, scoring 50 points off turnovers, while allowing teams to score just 16 points off UM's turnovers. Giveaways have been kept to a minimum this season, with the Griz only coughing it up 10 times in 11 games.

**POUND THE ROCK:** Eli Gillman returned to his absurdly productive self against Portland State, carrying the ball 14 times for a game-high 134 yards, the second-best game of his career. That's an average of just over 9.5 yards per tote, and it increased his season average to 7.25 yards per carry. That average is the third highest in the Big Sky this week and the fifth-best in the FCS.

**STOP THE RUN:** Portland State's Delon Thompson rushed for 117 yards against Montana while the Griz neutralized one of the Big Sky's top 10 runners in Dante Chachere for just six yards. Thompson is the first Grizzly to rush for 100 yards against Montana this season.

The last player(s) to rush for more than 100 against UM? Tommy Mellott (107) and Julius Davis (108) in last year's Grizzly win over Montana State in Missoula.







# NOTEWORTHY



## FOUR GRIZZLY GREATS ENTER HALL OF FAME

The University of Montana athletic department proudly announced the 2024 incoming class of the Grizzly Sports Hall of Fame on Monday, as well as this year's recipient of the Grizzly Lifetime Honors Award. Montana football's historic tradition will be celebrated this year with three former Grizzly gridders set to be inducted alongside a Lady Griz basketball great.

All-American safety Colt Anderson of Butte, All-Big Sky receiver and longtime radio analyst Scott Gurnsey of Tumwater, Washington, and All-American offensive lineman Dylan McFarland of Kalispell will represent Griz football, while Lady Griz All-Big Sky guard Kelly (Pilcher) Beattie of Missoula will also be inducted to the Grizzly Sports Hall of Fame at a banquet this fall. UM's longest serving President George Dennison will posthumously receive the Grizzly Lifetime Honors Award for his decades of support for Grizzly Athletics and its student-athletes.

The Hall of Fame induction ceremony will be held in the Adams Center on the University of Montana campus in Missoula on Friday, Oct. 4, with the class of 2024 celebrated on the field during the Grizzlies' football game against Weber State on Oct. 5. Ticket information for the banquet will be announced in the near future.

**COLT ANDERSON - BUTTE, MONT.:** Another star in a long Grizzly tradition of walk-ons turned NFL-caliber athletes, Colt Anderson of Butte, America, was a two-time All-American safety and a three-time letterman at UM from 2006-2008. He was a defensive leader on great Griz teams that went 37-5 during his career, and advanced to the 2008 national championship. He twice earned All-America honors in 2007 and 2008 and was named to six different All-America teams. He was a three-time first team All-Big Sky selection (2006, 2007, 2008), and earned Big Sky Defensive Player of the Week honors once in 2008.

In 2008 Anderson was named the winner of the Steve Carlson Team MVP Award and was a two-time winner of UM's Tony Barbour Award given to the player who best exemplifies Griz football (2006 and 2008). He was also a two-time winner of the Golden Helmet Award for the team's hardest hitter (2007 and 2008).

His career total of 313 tackles remains a top-10 mark in program history, and his 2008 total of 129 tackles was tied for the third-most in program history after that season and remains a top-10 total to this day.

**KELLY (PILCHER) BEATTIE - MISSOULA, MONT.:** Missoula native and Big Sky High School alum Kelly (Pilcher) Beattie helped lead the Lady Griz to a 97-21 overall record and a 44-6 record in the Big Sky during her four-year varsity career, with just two losses inside Dahlberg Arena in that time.

Montana was extraordinarily successful during that run, advancing to the NCAA tourney three times during her career in her freshman, sophomore, and senior seasons. She helped lead the Lady Griz to some of the program's most memorable moments, including an 85-74 win over Wisconsin in 1992 and a 77-67 win over UNLV in 1994 in the first round of the NCAA tournament.

She was a two-time first team All-Big Sky pick and a two-time all-tournament selection as well. She was voted team co-MVP (with Grizzly Sports Hall of Famer Ann (Lake) Rausch) as a senior in 1994 and was named UM's outstanding defensive player in 1993. She also earned Big Sky Player of the Week honors three times in her career.

**SCOTT GURNSEY - TUMWATER, WASH.:** While not a Montana native, you'd be hard pressed to find someone with as much passion for the Montana Grizzlies than Scott Gurnsey. One of the most prolific receivers in program history, Gurnsey was a first-team All-Big Sky pick in 1993 as the conference's top wide-out. He caught 67 passes for 1,079 yards and nine touchdowns in 11 regular-season games that year, which still stands as the eighth-best season of any UM receiver. For his work, he earned UM's Terry Dillon award for outstanding back or receiver that year.

In 1994 he was the co-recipient of the Steve Carlson Team MVP Award alongside Dave Dickenson and Shalon Baker. Known for big plays in big games, in two seasons against Montana State (1993, '94) Gurnsey totaled 363 yards receiving, both still ranked among the top-25 games in UM history. He posted 176 receiving yards against Boise State in 1993, highlighted by a 70-yard touchdown catch – both marks that also rank among the tops in program history.

After graduation he served as UM's radio color analyst and pre/post-game show host for 27 years until his retirement in 2023, helping paint the picture for a generation of fans over the airwaves for some of the greatest moments in program history. His son Cameron Gurnsey is currently a member of the Grizzly football team.

**DYLAN MCFARLAND - KALISPELL, MONT.:** Dylan McFarland helped pave the way for some of Montana's greatest rushers of all-time as a three-year starter at left tackle and helped lead the Griz to the 2001 national championship and four Big Sky Conference championships. He was a two-time All-American in 2002-2003 and was named to six different All-America teams. He was also a two-time first team All-Big Sky selection.

In 2003 he was the winner of the Steve Carlson team MVP award, and to this day remains the only offensive lineman to ever earn the honor. He was also a two-time winner of the Paul Weskamp Award for outstanding offensive lineman in 2002 and 2003, one of only eight to win the award more than once in a career. A team captain as a senior in 2003, he was a four-year letterman on teams that compiled a record of 35-8 in three years as a starter and advanced to two national title games.

McFarland was selected in the 7th round of the 2004 NFL Draft by the Buffalo Bills and remained in the league for two seasons. He also spent time in NFL Europa with the Hamburg Sea Devils.



2024-25 Montana Football  
Results and Comparison  
All games

Page 1/1  
as of Nov 26, 2024

	Date	Opponent		Score	Overall	Conf	Time	Attend
	08/31/2024	Missouri St.	W	29-24	1-0	0-0	3:32	26482
	09/07/2024	at North Dakota	L	24-27	1-1	0-0	2:58	11595
	09/14/2024	Morehead St.	W	59-2	2-1	0-0	3:08	25808
	09/21/2024	Western Caro.	W	46-35	3-1	0-0	3:39	25720
*	09/28/2024	at Eastern Wash.	W	52-49	4-1	1-0	3:27	8846
*	10/05/2024	Weber St.	Lot1	48-55	4-2	1-1	3:42	25888
*	10/12/2024	Northern Ariz.	W	31-20	5-2	2-1	3:07	26229
*	10/26/2024	at Northern Colo.	W	24-0	6-2	3-1	3:06	3902
*	11/02/2024	at Cal Poly	W	42-7	7-2	4-1	3:21	10095
*	11/09/2024	UC Davis	L	14-30	7-3	4-2	3:18	26012
*	11/16/2024	Portland St.	W	28-17	8-3	5-2	3:15	24773
*	11/23/2024	at Montana St.	L	11-34	8-4	5-3	2:58	22057

Opponent	Score	Total	First Downs			Rushing Number-Yards	Passing		Total Offense Plays-Yards	Return Yards	Turn- Overs
			Rush	Pass	Pen		Comp-Att.-Int	Yards			
Missouri St.	29-24	23 / 22	10 / 6	9 / 14	4 / 2	35-167 / 34-99	14-26-0 / 23-39-1	180 / 257	61-347 / 73-356	96 / 21	1 / 1
North Dakota	24-27	16 / 25	8 / 14	5 / 7	3 / 4	29-160 / 49-243	21-31-0 / 11-24-1	160 / 97	60-320 / 73-340	102 / 92	0 / 1
Morehead St.	59-2	36 / 4	26 / 1	10 / 2	0 / 1	55-410 / 29--14	18-28-1 / 4-16-1	166 / 59	83-576 / 45-45	57 / 77	1 / 1
Western Caro.	46-35	29 / 25	14 / 6	12 / 15	3 / 4	48-349 / 27-103	23-39-1 / 26-48-1	203 / 374	87-552 / 75-477	46 / 90	1 / 1
Eastern Wash.	52-49	28 / 31	13 / 15	15 / 12	0 / 4	36-330 / 39-263	30-43-0 / 23-42-0	364 / 288	79-694 / 81-551	21 / 197	0 / 0
Weber St.	48-55	26 / 22	10 / 8	15 / 12	1 / 2	36-172 / 38-177	31-45-0 / 19-28-0	355 / 364	81-527 / 66-541	180 / 174	2 / 1
Northern Ariz.	31-20	23 / 16	9 / 11	11 / 3	3 / 2	39-158 / 39-175	16-28-0 / 8-19-0	199 / 131	67-357 / 58-306	66 / 119	1 / 1
Northern Colo.	24-0	21 / 15	12 / 4	9 / 8	0 / 3	40-198 / 23-65	20-30-0 / 15-31-3	197 / 153	70-395 / 54-218	85 / 18	0 / 3
Cal Poly	42-7	17 / 19	4 / 2	12 / 11	1 / 6	32-68 / 38-63	21-30-1 / 20-36-2	268 / 234	62-336 / 74-297	151 / 144	1 / 3
UC Davis	14-30	15 / 22	5 / 7	9 / 13	1 / 2	27-77 / 38-130	20-41-2 / 29-39-0	209 / 256	68-286 / 77-386	58 / 22	2 / 0
Portland St.	28-17	23 / 23	11 / 13	10 / 7	2 / 3	31-199 / 51-213	16-27-1 / 11-17-3	247 / 188	58-446 / 68-401	106 / 113	1 / 5
Montana St.	11-34	13 / 20	7 / 14	6 / 4	0 / 2	23-117 / 52-326	18-35-0 / 6-12-0	117 / 94	58-234 / 64-420	44 / 65	0 / 0
Totals	408-300	270 / 244	129 / 101	123 / 108	18 / 35	431-2405 / 457-1843	248-403-6 / 195-351-12	2665 / 2495	834-5070 / 808-4338	1012 / 1132	10 / 17



2024-25 Montana Football  
Overall Team Statistics  
All games

Page 1/2  
as of Nov 26, 2024

Team Statistics

	MONT	OPP
<b>Scoring</b>	<b>408</b>	<b>300</b>
Points per game	34.0	25.0
Points Off Turnovers	50	16
<b>First Downs</b>	<b>270</b>	<b>244</b>
Rushing	129	101
Passing	123	108
Penalty	18	35
<b>Rushing Yardage</b>	<b>2405</b>	<b>1843</b>
Yards gained rushing	2668	2094
Yards lost rushing	263	251
Rushing attempts	431	457
Average per rush	5.6	4.0
Average per game	200.4	153.6
TDs Rushing	33	16
<b>Passing Yardage</b>	<b>2665</b>	<b>2495</b>
Comp-Att-Int	248-403-6	195-351-12
Average per pass	6.6	7.1
Average per catch	10.7	12.8
Average per game	222.1	207.9
TDs Passing	19	18
<b>Total offense</b>	<b>5070</b>	<b>4338</b>
Total plays	834	808
Average per play	6.1	5.4
Average per game	422.5	361.5
<b>Kick returns: #-Yards</b>	<b>32-706</b>	<b>41-969</b>
<b>Punt returns: #-Yards</b>	<b>15-216</b>	<b>16-103</b>
<b>Int returns: #-Yards</b>	<b>12-90</b>	<b>6-15</b>
<b>Kick return average</b>	<b>22.1</b>	<b>23.6</b>
<b>Punt return average</b>	<b>14.4</b>	<b>6.4</b>
<b>Int return average</b>	<b>7.5</b>	<b>2.5</b>
<b>Fumbles-Lost</b>	<b>10-4</b>	<b>12-5</b>
<b>Penalties-Yards</b>	<b>79-766</b>	<b>77-648</b>
Average per game	63.8	54.0
<b>Punts-Yards</b>	<b>47-1988</b>	<b>51-2118</b>
Average per punt	42.3	41.5
Net punt average	39.3	35.9
<b>Kickoffs-Yards</b>	<b>75-4661</b>	<b>58-3485</b>
Average per kick	62.1	60.1
Net kick average	38.0	37.2
<b>Time of possession / game</b>	<b>29:37</b>	<b>30:22</b>
<b>3rd-down conversion</b>	<b>67/154</b>	<b>60/157</b>
3rd-down pct	44%	38%
<b>4rd-down conversion</b>	<b>14/25</b>	<b>4/18</b>





2024-25 Montana Football  
Overall Team Statistics  
All games

Page 2/2  
as of Nov 26, 2024

	MONT	OPP
4rd-down pct	56%	22%
<b>Sacks by-Yards</b>	<b>22-154</b>	<b>24-149</b>
<b>Misc Yards</b>	<b>0</b>	<b>0</b>
<b>Touchdowns scored</b>	<b>53</b>	<b>36</b>
<b>Field goals - attempts</b>	<b>12-17</b>	<b>15-19</b>
<b>On-Side kicks</b>	<b>0-0</b>	<b>1-2</b>
<b>Red-zone scores</b>	<b>(44-51) 86%</b>	<b>(32-39) 82%</b>
<b>Red-zone touchdowns</b>	<b>(36-51) 71%</b>	<b>(22-39) 56%</b>
<b>PAT-attempts</b>	<b>(46-48) 96%</b>	<b>(35-35) 100%</b>
<b>2-point conversion-attempts</b>	<b>(4-6) 67%</b>	<b>(1-1) 100%</b>
<b>Attendance</b>	<b>180912</b>	<b>56495</b>
Games / Avg per game	7/25845	5/11299
Neutral site games	-	0/0

Score by Periods

Team	1st	2nd	3rd	4th	OT	TOT
Montana	83	102	113	110	0	408
Opponents	73	62	68	90	7	300



# 2024-25 Montana Football Individual Statistics All games

Page 1/3  
as of Nov 26, 2024

## Rushing

Player	gp	att	gain	loss	net	avg	td	lg	avg/g
Eli Gillman	12	137	996	40	956	7.0	13	69	79.7
Nick Ostmo	12	124	780	11	769	6.2	3	62	64.1
Malae Fonoti	1	24	177	1	176	7.3	1	24	176.0
Keali'i Ah Yat	9	48	238	104	134	2.8	7	32	14.9
Xavier Harris	12	13	118	5	113	8.7	0	40	9.4
Logan Fife	12	49	187	86	101	2.1	5	22	8.4
Stevie Rocker Jr.	12	20	102	4	98	4.9	2	23	8.2
Aaron Fontes	12	5	68	0	68	13.6	1	29	5.7
Kaden Huot	1	1	2	0	2	2.0	0	2	2.0
Team	12	10	0	12	-12	-1.2	0	0	-1.0
<b>Total</b>	<b>12</b>	<b>431</b>	<b>2668</b>	<b>263</b>	<b>2405</b>	<b>5.6</b>	<b>33</b>	<b>69</b>	<b>200.4</b>
<b>Opponents</b>	<b>12</b>	<b>457</b>	<b>2094</b>	<b>251</b>	<b>1843</b>	<b>4.0</b>	<b>16</b>	<b>88</b>	<b>153.6</b>

## Passing

Player	gp	effic	comp-att-int	pct	yds	td	lg	avg/g
Logan Fife	12	144.7	156-241-2	64.7	1793	14	81	149.4
Keali'i Ah Yat	9	111.4	92-156-4	59.0	872	5	37	96.9
Junior Bergen	11	0.0	0-4-0	0.0	0	0	0	0.0
Ryan Simpson	7	0.0	0-1-0	0.0	0	0	0	0.0
Team	12	0.0	0-1-0	0.0	0	0	0	0.0
<b>Total</b>	<b>12</b>	<b>129.7</b>	<b>248-403-6</b>	<b>61.5</b>	<b>2665</b>	<b>19</b>	<b>81</b>	<b>222.1</b>
<b>Opponents</b>	<b>12</b>	<b>125.4</b>	<b>195-351-12</b>	<b>55.6</b>	<b>2495</b>	<b>18</b>	<b>88</b>	<b>207.9</b>

## Receiving

Player	gp	no.	yds	avg	td	lg	avg/g
Keelan White	11	50	548	11.0	3	26	49.8
Junior Bergen	11	45	513	11.4	3	55	46.6
Aaron Fontes	12	41	407	9.9	1	35	33.9
Sawyer Racanelli	12	25	308	12.3	1	81	25.7
Nick Ostmo	12	20	144	7.2	1	27	12.0
Xavier Harris	12	18	242	13.4	3	37	20.2
Eli Gillman	12	18	176	9.8	2	68	14.7
Erik Barker	12	11	103	9.4	3	29	8.6
Drew Deck	8	5	60	12.0	0	18	7.5
Stevie Rocker Jr.	12	4	64	16.0	0	34	5.3
Evan Shafer	12	4	46	11.5	0	20	3.8
Jake Olson	12	3	18	6.0	1	9	1.5
Ryan Simpson	7	2	18	9.0	0	13	2.6
Cole Grossman	3	1	4	4.0	0	4	1.3
Ian Finch	10	1	2	2.0	1	2	0.2
<b>Total</b>	<b>12</b>	<b>248</b>	<b>2653</b>	<b>10.7</b>	<b>19</b>	<b>81</b>	<b>221.1</b>
<b>Opponents</b>	<b>12</b>	<b>195</b>	<b>2495</b>	<b>12.8</b>	<b>18</b>	<b>88</b>	<b>207.9</b>

## Punt Returns

Player	no.	yds	avg	td	lg
Junior Bergen	8	134	16.8	1	84
Drew Deck	7	82	11.7	0	28
<b>Total</b>	<b>15</b>	<b>216</b>	<b>14.4</b>	<b>1</b>	<b>84</b>
<b>Opponents</b>	<b>16</b>	<b>103</b>	<b>6.4</b>	<b>0</b>	<b>21</b>

## Interceptions

Player	no.	yds	avg	td	lg
Jace Kluczewich	4	61	15.3	0	40
Hayden Harris	1	0	0.0	0	0
Trevin Gradney	1	0	0.0	0	0
Ryder Meyer	1	0	0.0	0	0
Garrett Hustedt	1	29	29.0	0	29
Jaxon Lee	1	0	0.0	0	0
Chrishawn Gordon	1	0	0.0	0	0
Tyson Rostad	1	0	0.0	0	0
Caleb Otlewski	1	0	0.0	0	0
<b>Total</b>	<b>12</b>	<b>90</b>	<b>7.5</b>	<b>0</b>	<b>40</b>
<b>Opponents</b>	<b>6</b>	<b>15</b>	<b>2.5</b>	<b>0</b>	<b>12</b>

## Kick Returns

Player	no.	yds	avg	td	lg
Junior Bergen	16	343	21.4	0	41
Xavier Harris	8	224	28.0	0	76
Isiah Childs	4	74	18.5	0	27
Aaron Fontes	3	66	22.0	0	25
Matai Mata'afa	1	-1	-1.0	0	0
<b>Total</b>	<b>32</b>	<b>706</b>	<b>22.1</b>	<b>0</b>	<b>76</b>
<b>Opponents</b>	<b>41</b>	<b>969</b>	<b>23.6</b>	<b>1</b>	<b>95</b>

## Fumbles Recovered

Player	no.	yds	avg	td	lg
Hayden Harris	2	0	0.0	0	0
Jaxon Lee	2	0	0.0	0	0
Trevin Gradney	1	0	0.0	0	0
<b>Total</b>	<b>5</b>	<b>0</b>	<b>0.0</b>	<b>0</b>	<b>0</b>
<b>Opponents</b>	<b>4</b>	<b>45</b>	<b>11.3</b>	<b>1</b>	<b>45</b>



2024-25 Montana Football  
Individual Statistics  
All games

Page 2/3  
as of Nov 26, 2024

### Scoring

Player	td	fg	PAT						pts
			kick	rush	rcv	pass	dxp	saf	
Eli Gillman	15	-	-	-	-	-	-	-	90
Ty Morrison	-	12-17	45-46	-	-	-	-	-	81
Keali'i Ah Yat	7	-	-	-	-	-	-	-	42
Logan Fife	5	-	-	1	-	2	-	-	32
Nick Ostmo	4	-	-	-	-	-	-	-	24
Junior Bergen	4	-	-	-	-	1	-	-	24
Keelan White	3	-	-	-	-	-	-	-	18
Erik Barker	3	-	-	-	-	-	-	-	18
Xavier Harris	3	-	-	-	-	-	-	-	18
Aaron Fontes	2	-	-	-	-	-	-	-	12
Stevie Rocker Jr.	2	-	-	-	-	-	-	-	12
Sawyer Racanelli	1	-	-	-	2	-	-	-	10
Jake Olson	1	-	-	-	1	-	-	-	8
Ian Finch	1	-	-	-	-	-	-	-	6
Lucas Freitas	1	-	-	-	-	-	-	-	6
Malae Fonoti	1	-	-	-	-	-	-	-	6
Jo Silver	-	-	1-1	-	-	-	-	-	1
<b>Total</b>	<b>53</b>	<b>12-17</b>	<b>46-48</b>	<b>1</b>	<b>3</b>	<b>3</b>	<b>0</b>	<b>0</b>	<b>408</b>
<b>Opponents</b>	<b>36</b>	<b>15-19</b>	<b>35-35</b>	<b>1</b>	<b>0</b>	<b>0</b>	<b>1</b>	<b>0</b>	<b>300</b>

### Field Goals

Player	fg	pct.	01-19	20-29	30-39	40-49	50-99	lg	blk
Ty Morrison	12-17	70.6	0-0	3-3	4-5	5-7	0-2	48	0
<b>Opponents</b>	<b>15-19</b>	<b>78.9</b>	<b>1-1</b>	<b>3-4</b>	<b>4-4</b>	<b>7-9</b>	<b>0-1</b>	<b>49</b>	<b>0</b>

### FG Sequence

Team Name	Montana	Opponents
Missouri St.	(35),(22),(38)	(33)
North Dakota	(30),54	(19),(40)
Morehead St.	(46),32	
Western Caro.	43,(34)	(33),(30),51,29
Eastern Wash.	(29),46	40
Weber St.	(44),(48)	(29),(43)
Northern Ariz.	(21)	(33),(24),47
Northern Colo.	55,(47)	
Montana St.	(47)	(27),(49)
UC Davis		(42),(41),(40)
Portland St.		(40)

Numbers in (parentheses) indicate field goal was made

### Total Offense

Player	g	plays	rush	pass	total	avg/g
Logan Fife	12	290	101	1793	1894	157.8
Keali'i Ah Yat	9	204	134	872	1006	111.8
Eli Gillman	12	137	956	0	956	79.7
Nick Ostmo	12	124	769	0	769	64.1
Malae Fonoti	1	24	176	0	176	176.0
Xavier Harris	12	13	113	0	113	9.4
Stevie Rocker Jr.	12	20	98	0	98	8.2
Aaron Fontes	12	5	68	0	68	5.7
Kaden Huot	1	1	2	0	2	2.0
Team	12	0	-12	0	-12	-1.0
<b>Total</b>	<b>12</b>	<b>834</b>	<b>2405</b>	<b>2665</b>	<b>5070</b>	<b>422.5</b>
<b>Opponents</b>	<b>12</b>	<b>808</b>	<b>1843</b>	<b>2495</b>	<b>4338</b>	<b>361.5</b>

### Punting

Player	no.	yds	avg	lg	tb	fc	i20	50+	blk
Ty Morrison	47	1988	42.3	62	2	11	11	7	0
<b>Total</b>	<b>47</b>	<b>1988</b>	<b>42.3</b>	<b>62</b>	<b>2</b>	<b>11</b>	<b>11</b>	<b>7</b>	<b>0</b>
<b>Opponents</b>	<b>51</b>	<b>2118</b>	<b>41.5</b>	<b>66</b>	<b>4</b>	<b>17</b>	<b>8</b>	<b>6</b>	<b>0</b>

### Kickoffs

Player	no.	yds	avg	tb	ob	retn	net	ydl
Grant Glasgow	60	3724	62.1	23	1			
Jo Silver	15	937	62.5	3	0			
<b>Total</b>	<b>75</b>	<b>4661</b>	<b>62.1</b>	<b>26</b>	<b>1</b>	<b>41</b>	<b>38</b>	<b>26</b>
<b>Opponents</b>	<b>58</b>	<b>3485</b>	<b>60.1</b>	<b>22</b>	<b>4</b>	<b>32</b>	<b>37.2</b>	<b>27</b>





2024-25 Montana Football  
Individual Statistics  
All games

Page 3/3  
as of Nov 26, 2024

All Purpose

Player	g	rush	rcv	pr	kr	ir	total	avg/g
Eli Gillman	12	956	176	0	0	0	1132	94.3
Junior Bergen	11	0	513	134	343	0	990	90.0
Nick Ostmo	12	769	144	0	0	0	913	76.1
Xavier Harris	12	113	242	0	224	0	579	48.3
Keelan White	11	0	548	0	0	0	548	49.8
Aaron Fontes	12	68	407	0	66	0	541	45.1
Sawyer Racanelli	12	0	308	0	0	0	308	25.7
Malae Fonoti	1	176	0	0	0	0	176	176.0
Stevie Rocker Jr.	12	98	64	0	0	0	162	13.5
Drew Deck	8	0	60	82	0	0	142	17.8
Keali'i Ah Yat	9	134	0	0	0	0	134	14.9
Erik Barker	12	0	103	0	0	0	103	8.6
Logan Fife	12	101	0	0	0	0	101	8.4
Isiah Childs	12	0	0	0	74	0	74	6.2
Jace Kluczewich	10	0	0	0	0	61	61	6.1
Evan Shafer	12	0	46	0	0	0	46	3.8
Garrett Hustedt	9	0	0	0	0	29	29	3.2
Ryan Simpson	7	0	18	0	0	0	18	2.6
Jake Olson	12	0	18	0	0	0	18	1.5
Cole Grossman	3	0	4	0	0	0	4	1.3
Ian Finch	10	0	2	0	0	0	2	0.2
Kaden Huot	1	2	0	0	0	0	2	2.0
Matai Mata'afa	11	0	0	0	-1	0	-1	-0.1
Team	12	-12	0	0	0	0	-12	-1.0
<b>Total</b>	<b>12</b>	<b>2405</b>	<b>2653</b>	<b>216</b>	<b>706</b>	<b>90</b>	<b>6070</b>	<b>505.8</b>
<b>Opponents</b>	<b>12</b>	<b>1843</b>	<b>2495</b>	<b>103</b>	<b>969</b>	<b>15</b>	<b>5425</b>	<b>452.1</b>



2024-25 Montana Football  
Overall Defense Statistics  
All games

Page 1/2  
as of Nov 26, 2024

Team Defense

			Tackles				Sacks	Pass defense			Fumbles		blkd	
##	Player	gp	ua	a	tot	tfl/yds	no-yds	int-yds	brup	qbh	fr-yds	ff	kick	saf
44	Ryan Tirrell	12	39	60	99	4.5-13	2-10	.	4	1	.	.	.	.
25	Jaxon Lee	12	29	47	76	2-3	.	1-0	.	4	2-0	1	.	.
42	Riley Wilson	11	23	50	73	8-40	3-24	.	3	6	.	.	.	.
13	Ryder Meyer	9	24	38	62	3-10	.	1-0	1	.	.	.	.	.
0	Vai Kaho	12	14	46	60	5-10	1-3	.	1	1	.	.	.	.
2	Ronald Jackson, Jr.	12	37	17	54	1-2	.	.	.	.	.	1	.	.
37	Trevin Gradney	12	23	21	44	2-2	.	1-0	8	1	1-0	.	.	.
48	Hayden Harris	12	26	17	43	15-95	7.5-77	1-0	1	2	2-0	3	.	.
96	Henry Nuce	12	15	18	33	4.5-8	1-4	.	1	.	.	1	.	.
55	Andres Lehrmann	12	10	22	32	4-22	2-7	.	.	2	.	1	.	.
9	Chrishawn Gordon	11	18	14	32	2.5-4	.	1-0	4	.	.	.	.	.
45	Caleb Otlewski	10	10	20	30	3.5-16	2.5-15	1-0	.	2	.	.	.	.
10	TJ Rausch	12	12	17	29	1.5-5	.	.	.	.	.	1	.	.
32	Tyson Rostad	10	12	15	27	1-1	1-1	1-0	2	.	.	.	.	.
39	Jace Klucewich	10	11	11	22	0.5-0	.	4-61	.	.	.	.	.	.
90	Jareb Ramos	12	4	15	19	.	.	.	2	1	.	.	.	.
56	Garrett Hustedt	9	5	12	17	.	.	1-29	1	2	.	.	.	.
99	Patrick Hayden	12	3	13	16	2.5-5	.	.	.	.	.	.	.	.
29	Tanner Huff	12	6	8	14	.	.	.	.	.	.	.	.	.
14	Kyon Loud	11	9	4	13	.	.	.	2	.	.	.	.	.
69	Noah Kaschmitter	8	2	10	12	1.5-8	1-7	.	1	.	.	.	.	.
8	Kenzel Lawler	11	7	3	10	.	.	.	.	.	.	.	.	.
98	Matai Mata'afa	11	6	2	8	3-9	1-6	.	.	.	.	.	.	.
21	Stevie Rocker Jr.	12	3	5	8	.	.	.	.	.	.	.	.	.
40	Cooper Barnum	10	5	3	8	.	.	.	.	.	.	.	.	.
28	Isiah Childs	12	3	3	6	.	.	.	.	.	.	.	.	.
31	Geno Leonard	5	3	2	5	.	.	.	.	.	.	.	.	.
83	Drew Klumph	12	4	1	5	.	.	.	.	.	.	.	.	.
57	Jake Mason	11	.	4	4	.	.	.	1	1	.	.	.	.
88	Erik Barker	12	3	.	3	.	.	.	.	.	.	.	.	.
17	Kade Boyd	3	1	2	3	.	.	.	.	.	.	.	.	.
9	Sawyer Racanelli	12	3	.	3	.	.	.	.	.	.	.	.	.
6	Prince Ford	5	1	1	2	.	.	.	.	.	.	.	.	.
95	Dylan Smith	8	1	1	2	.	.	.	.	.	.	.	.	.
59	Hayden Opitz	11	.	2	2	.	.	.	.	.	.	.	.	.
58	Clay Oven	11	1	1	2	.	.	.	.	.	.	.	.	.
50	Erich Osteen	6	1	1	2	.	.	.	.	.	.	.	.	.
30	Kade Cutler	9	.	1	1	.	.	.	.	.	.	.	.	.
97	Grant Glasgow	11	1	.	1	.	.	.	.	.	.	.	.	.
94	Brendan Murphy	1	1	.	1	.	.	.	.	.	.	.	.	.
52	Cy Stevenson	11	.	1	1	.	.	.	.	.	.	.	.	.



2024-25 Montana Football  
Overall Defense Statistics  
All games

Page 2/2  
as of Nov 26, 2024

			Tackles				Sacks	Pass defense			Fumbles		blkd	
##	Player	gp	ua	a	tot	tfl/yds	no-yds	int-yds	brup	qbh	fr-yds	ff	kick	saf
36	Ty Morrison	12	1	.	1	.	.	.	.	.	.	.	.	.
Totals		12	377	508	885	65-253	22-154	12-90	32	23	5-0	8	0	0
Opponents		12	424	398	822	67-247	24-149	6-15	43	26	4-45	6	0	0





2024-25 Montana Football  
Team Game-by-Game  
All games

Page 1/2  
as of Nov 26, 2024

Date	Opponent	Rushing				Receiving				Passing				Kick Returns				Punt Returns				tot	
		no.	yds	td	lg	no.	yds	td	lg	cmp	att	int	yds	td	lg	no.	yds	td	lg	no.	yds	td	lg
08/31/2024	Missouri St.	35	167	2	37	14	180	1	34	14-26-0	180	1	34	3	62	0	26	3	34	0	19		347
09/07/2024	at North Dakota	29	160	2	63	21	148	1	37	21-31-0	160	1	37	4	90	0	29	0	0	0	0		320
09/14/2024	Morehead St.	55	410	7	24	18	166	1	15	18-28-1	166	1	15	1	22	0	22	4	35	0	17		576
09/21/2024	Western Caro.	48	349	6	66	23	203	0	24	23-39-1	203	0	24	2	49	0	30	1	-3	0	0		552
09/28/2024	at Eastern Wash.	36	330	2	69	30	364	5	55	30-43-0	364	5	55	1	21	0	21	0	0	0	0		694
10/05/2024	Weber St.	36	172	4	37	31	355	2	68	31-45-0	355	2	68	7	170	0	41	1	10	0	10		527
10/12/2024	Northern Ariz.	39	158	3	20	16	199	1	38	16-28-0	199	1	38	3	66	0	26	0	0	0	0		357
10/26/2024	at Northern Colo.	40	198	1	25	20	197	2	35	20-30-0	197	2	35	1	76	0	76	0	0	0	0		395
11/02/2024	at Cal Poly	32	68	3	11	21	268	2	34	21-30-1	268	2	34	2	8	0	8	3	114	1	84		336
11/09/2024	UC Davis	27	77	1	24	20	209	1	30	20-41-2	209	1	30	3	32	0	27	2	26	0	13		286
11/16/2024	Portland St.	31	199	1	45	16	247	3	81	16-27-1	247	3	81	3	66	0	25	1	0	0	0		446
11/23/2024	at Montana St.	23	117	1	22	18	117	0	17	18-35-0	117	0	17	2	44	0	23	0	0	0	0		234
Montana		431	2405	33	69	248	2653	19	81	248-403-6	2665	19	81	32	706	0	76	15	216	1	84		5070
Opponents		457	1843	16	88	195	2495	18	88	195-351-12	2495	18	88	41	969	1	95	16	103	0	21		4338

Montana Averages

Games	Avg/ rush	Avg/ catch	Pass effic	KR avg	PR avg	All purpose avg/game	Total offense avg/game
12	5.6	10.7	129.7	22.1	14.4	505.8	422.5

Date	Opponent	Tackles				Sacks no-yds	Fumble		Pass Defense			blkd kick	PAT attempts			off		
		ua	a	total	tfl-yds		ff	fr-yds	int-yds	qbh	brup		kick	rush	rcv	saf	t/o	pts
08/31/2024	Missouri St.	27	44	71	10.0-38	5-30	0	0-0	1-0	4	1	0	2-3	0	0	0	0	29
09/07/2024	at North Dakota	40	36	76	4.0-8	1-4	0	0-0	1-12	2	2	0	3-3	0	0	0	0	24
09/14/2024	Morehead St.	14	44	58	8.0-54	5-49	1	0-0	1-0	1	1	0	6-7	1	0	0	8	59
09/21/2024	Western Caro.	30	42	72	2.0-13	2-13	1	0-0	1-0	2	4	0	5-5	0	1	0	7	46
09/28/2024	at Eastern Wash.	36	46	82	2.0-9	1-8	0	0-0	0-0	3	4	0	7-7	0	0	0	0	52
10/05/2024	Weber St.	23	50	73	7.0-25	2-18	1	1-0	0-0	1	0	0	4-4	0	1	0	0	48
10/12/2024	Northern Ariz.	25	42	67	3.0-14	1-10	1	1-0	0-0	2	4	0	4-4	0	0	0	0	31
10/26/2024	at Northern Colo.	14	50	64	4.0-10	0-0	1	0-0	3-9	0	6	0	3-3	0	0	0	14	24
11/02/2024	at Cal Poly	50	24	74	11.0-29	4-15	1	1-0	2-29	5	3	0	6-6	0	0	0	14	42
11/09/2024	UC Davis	38	52	90	6.0-18	0-0	0	0-0	0-0	1	5	0	2-2	0	0	0	0	14
11/16/2024	Portland St.	36	56	92	6.0-32	1-7	2	2-0	3-40	1	0	0	4-4	0	0	0	7	28
11/23/2024	at Montana St.	44	22	66	2.0-3	0-0	0	0-0	0-0	1	2	0	0-0	0	1	0	0	11
Montana		377	508	885	65.0-253	22-154	8	5-0	12-90	23	32	0	46-48	1	3	0	50	408
Opponents		424	398	822	67.0-247	24-149	6	4-45	6-15	26	43	0	35-35	1	0	0	16	300

		Punting										Field Goals			Kickoffs				
Date	Opponent	no.	yds	avg	long	blkd	tb	fc	50+	i20	md-att	long	blkd	no.	yds	avg	tb	ob	
08/31/2024	Missouri St.	4	181	45.3	61	0	0	1	1	2	3-3	38	0	6	386	64.3	5	0	
09/07/2024	at North Dakota	5	220	44.0	51	0	0	1	2	2	1-2	30	0	4	255	63.8	1	0	
09/14/2024	Morehead St.	1	36	36.0	36	0	0	0	0	0	1-2	46	0	10	630	63.0	0	0	
09/21/2024	Western Caro.	4	200	50.0	62	0	2	0	2	1	1-2	34	0	8	503	62.9	5	0	
09/28/2024	at Eastern Wash.	2	71	35.5	45	0	0	0	0	0	1-2	29	0	9	543	60.3	1	1	
10/05/2024	Weber St.	2	72	36.0	46	0	0	0	0	1	2-2	48	0	9	552	61.3	4	0	
10/12/2024	Northern Ariz.	4	166	41.5	49	0	0	2	0	1	1-1	21	0	6	370	61.7	2	0	
10/26/2024	at Northern Colo.	3	128	42.7	47	0	0	3	0	0	1-2	47	0	5	320	64.0	4	0	
11/02/2024	at Cal Poly	5	214	42.8	53	0	0	1	1	0	0-0	0	0	7	432	61.7	1	0	
11/09/2024	UC Davis	6	236	39.3	46	0	0	1	0	2	0-0	0	0	3	195	65.0	2	0	
11/16/2024	Portland St.	4	156	39.0	43	0	0	2	0	0	0-0	0	0	5	310	62.0	0	0	
11/23/2024	at Montana St.	7	308	44.0	56	0	0	0	1	2	1-1	47	0	3	165	55.0	1	0	
Montana		47	1988	42.3	62	0	2	11	7	11	12-17	48	0	75	4661	62.1	26	1	



2024-25 Montana Football  
Team Game-by-Game  
All games

DateOpponent		Punting										Field Goals			Kickoffs				
		no.	yds	avg	long	blkd	tb	fc	50+	i20	md-att	long	blkd	no.	yds	avg	tb	ob	
Opponents		51	2118	41.5	66	0	4	17	6	8	15-19	49	0	58	3485	60.1	22	4	



# 2024-25 Montana Football Opponents Game-by-Game All games

Page 1/2  
as of Nov 26, 2024

Date	Opponent	Rushing				Receiving				Passing				Kick Returns				Punt Returns				tot			
		no.	yds	td	lg	no.	yds	td	lg	cmp	att	int	yds	td	lg	no.	yds	td	lg	no.	yds	td	lg	off	
08/31/2024	Missouri St.	34	99	3	32	23	257	0	26	23-39-1				257	0	26	0	0	0	0	1	21	0	21	356
09/07/2024	at North Dakota	49	243	3	30	11	97	0	17	11-24-1				97	0	17	3	85	0	30	2	7	0	7	340
09/14/2024	Morehead St.	29	-14	0	9	4	59	0	32	4-16-1				59	0	32	5	77	0	21	0	0	0	0	45
09/21/2024	Western Caro.	27	103	2	21	26	374	2	61	26-48-1				374	2	61	3	68	0	27	2	19	0	16	477
09/28/2024	at Eastern Wash.	39	263	3	48	23	288	4	50	23-42-0				288	4	50	7	195	0	46	1	2	0	2	551
10/05/2024	Weber St.	38	177	0	61	19	364	6	71	19-28-0				364	6	71	5	174	1	95	0	0	0	0	541
10/12/2024	Northern Ariz.	39	175	0	15	8	131	1	88	8-19-0				131	1	88	4	75	0	29	1	-1	0	0	306
10/26/2024	at Northern Colo.	23	65	0	13	15	153	0	29	15-31-3				153	0	29	1	18	0	18	0	0	0	0	218
11/02/2024	at Cal Poly	38	63	0	8	20	234	1	32	20-36-2				234	1	32	6	130	0	28	3	14	0	10	297
11/09/2024	UC Davis	38	130	0	12	29	256	3	29	29-39-0				256	3	29	0	0	0	0	2	10	0	12	386
11/16/2024	Portland St.	51	213	2	15	11	188	0	56	11-17-3				188	0	56	5	113	0	34	0	0	0	0	401
11/23/2024	at Montana St.	52	326	3	88	6	94	1	36	6-12-0				94	1	36	2	34	0	24	4	31	0	15	420
Opponents		457	1843	16	88	195	2495	18	88	195-351-12				2495	18	88	41	969	1	95	16	103	0	21	4338
Montana		431	2405	33	69	248	2653	19	81	248-403-6				2665	19	81	32	706	0	76	15	216	1	84	5070

## Opponents Averages

Games	Avg/ rush	Avg/ catch	Pass effic	KR avg	PR avg	All purpose avg/game	Total offense avg/game
12	4.0	12.8	125.4	23.6	6.4	452.1	361.5

Date	Opponent	Tackles				Sacks	Fumble		Pass Defense			blkd	PAT attempts			off		
		ua	a	total	tfl-yds	no-yds	ff	fr-yds	int-yds	qbh	brup	kick	kick	rush	rcv	saf	t/o	pts
08/31/2024	Missouri St.	26	42	68	5.0-17	1-12	0	1-0	0-0	0	2	0	3-3	0	0	0	7	24
09/07/2024	at North Dakota	44	10	54	8.0-49	6-44	1	0-0	0-0	6	4	0	3-3	0	0	0	0	27
09/14/2024	Morehead St.	34	62	96	4.0-21	2-17	0	0-0	1-0	0	1	0	0-0	0	0	0	0	2
09/21/2024	Western Caro.	37	46	83	7.0-22	1-8	1	0-0	1-3	0	5	0	3-3	1	0	0	3	35
09/28/2024	at Eastern Wash.	33	44	77	5.0-12	2-3	0	0-0	0-0	2	4	0	7-7	0	0	0	0	49
10/05/2024	Weber St.	44	42	86	6.0-15	2-9	2	2-0	0-0	2	3	0	7-7	0	0	0	3	55
10/12/2024	Northern Ariz.	37	26	63	3.0-11	1-9	1	1-45	0-0	0	3	0	2-2	0	0	0	0	20
10/26/2024	at Northern Colo.	33	52	85	6.0-25	2-11	0	0-0	0-0	1	6	0	0-0	0	0	0	0	0
11/02/2024	at Cal Poly	47	8	55	9.0-21	1-5	1	0-0	1-0	6	4	0	1-1	0	0	0	0	7
11/09/2024	UC Davis	28	28	56	7.0-19	2-5	0	0-0	2-12	2	5	0	3-3	0	0	0	3	30
11/16/2024	Portland St.	32	18	50	3.0-9	2-7	0	0-0	1-0	2	2	0	2-2	0	0	0	0	17
11/23/2024	at Montana St.	29	20	49	4.0-26	2-19	0	0-0	0-0	5	4	0	4-4	0	0	0	0	34
Opponents		424	398	822	67.0-247	24-149	6	4-45	6-15	26	43	0	35-35	1	0	0	16	300
Montana		377	508	885	65.0-253	22-154	8	5-0	12-90	23	32	0	46-48	1	3	0	50	408

Date	Opponent	Punting										Field Goals			Kickoffs			
		no.	yds	avg	long	blkd	tb	fc	50+	i20	md-att	long	blkd	no.	yds	avg	tb	ob
08/31/2024	Missouri St.	4	169	42.3	52	0	1	0	1	0	1-1	33	0	5	299	59.8	1	1
09/07/2024	at North Dakota	3	138	46.0	48	0	0	3	0	1	2-2	40	0	6	366	61.0	0	2
09/14/2024	Morehead St.	9	344	38.2	47	0	0	4	0	0	0-0	0	0	1	65	65.0	0	0
09/21/2024	Western Caro.	4	146	36.5	40	0	0	2	0	0	2-4	33	0	7	455	65.0	5	0
09/28/2024	at Eastern Wash.	3	148	49.3	66	0	1	1	1	2	0-1	0	0	7	386	55.1	5	1
10/05/2024	Weber St.	3	128	42.7	44	0	0	2	0	1	2-2	43	0	8	465	58.1	1	0
10/12/2024	Northern Ariz.	3	143	47.7	51	0	0	2	2	1	2-3	33	0	5	323	64.6	2	0
10/26/2024	at Northern Colo.	5	186	37.2	41	0	0	2	0	2	0-0	0	0	1	65	65.0	0	0
11/02/2024	at Cal Poly	5	203	40.6	44	0	1	0	0	0	0-0	0	0	2	107	53.5	0	0
11/09/2024	UC Davis	7	263	37.6	49	0	0	1	0	0	3-3	42	0	6	320	53.3	3	0
11/16/2024	Portland St.	2	95	47.5	50	0	0	0	1	1	1-1	40	0	4	249	62.3	1	0
11/23/2024	at Montana St.	3	155	51.7	66	0	1	0	1	0	2-2	49	0	6	385	64.2	4	0
Opponents		51	2118	41.5	66	0	4	17	6	8	15-19	49	0	58	3485	60.1	22	4



2024-25 Montana Football  
Opponents Game-by-Game  
All games

Date	Opponent	Punting										Field Goals			Kickoffs				
		no.	yds	avg	long	blkd	tb	fc	50+	i20	md-att	long	blkd	no.	yds	avg	tb	ob	
Montana		47	1988	42.3	62	0	2	11	7	11	12-17	48	0	75	4661	62.1	26	1	





2024-25 Montana Football  
By Quarter Statistics  
All games

Page 1/2  
as of Nov 26, 2024

### 3rd-Down Conversions

Date	Opponent		Score	Overall	1st Qtr	2nd Qtr	3rd Qtr	4th Qtr	Overtime
08/31/2024	Missouri St.	W	29-24	2-9 22.2	0-1 0.0	1-3 33.3	1-4 25.0	0-1 0.0	0-0 0.0
09/07/2024	at North Dakota	L	24-27	4-13 30.8	1-2 50.0	3-6 50.0	0-2 0.0	0-3 0.0	0-0 0.0
09/14/2024	Morehead St.	W	59-2	5-12 41.7	0-1 0.0	2-4 50.0	1-3 33.3	2-4 50.0	0-0 0.0
09/21/2024	Western Caro.	W	46-35	8-16 50.0	0-3 0.0	2-3 66.7	3-5 60.0	3-5 60.0	0-0 0.0
09/28/2024	at Eastern Wash.	W	52-49	6-13 46.2	1-3 33.3	3-4 75.0	1-3 33.3	1-3 33.3	0-0 0.0
10/05/2024	Weber St.	Lot1	48-55	8-14 57.1	2-4 50.0	2-5 40.0	2-2 100.0	2-3 66.7	0-0 0.0
10/12/2024	Northern Ariz.	W	31-20	6-12 50.0	2-4 50.0	0-3 0.0	3-3 100.0	1-2 50.0	0-0 0.0
10/26/2024	at Northern Colo.	W	24-0	10-16 62.5	1-2 50.0	0-2 0.0	5-6 83.3	4-6 66.7	0-0 0.0
11/02/2024	at Cal Poly	W	42-7	6-11 54.5	3-4 75.0	3-5 60.0	0-1 0.0	0-1 0.0	0-0 0.0
11/09/2024	UC Davis	L	14-30	6-16 37.5	1-3 33.3	2-5 40.0	3-5 60.0	0-3 0.0	0-0 0.0
11/16/2024	Portland St.	W	28-17	4-10 40.0	1-2 50.0	2-5 40.0	1-1 100.0	0-2 0.0	0-0 0.0
11/23/2024	at Montana St.	L	11-34	2-12 16.7	1-2 50.0	0-4 0.0	1-4 25.0	0-2 0.0	0-0 0.0
Montana				67-154 43.5	13-31 41.9	20-49 40.8	21-39 53.8	13-35 37.1	0-0 0.0
Opponents				60-157 38.2	12-33 36.4	15-49 30.6	14-34 41.2	18-40 45.0	1-1 100.0

### 4th-Down Conversions

Date	Opponent		Score	Overall	1st Qtr	2nd Qtr	3rd Qtr	4th Qtr	Overtime
08/31/2024	Missouri St.	W	29-24	1-1 100.0	0-0 0.0	0-0 0.0	1-1 100.0	0-0 0.0	0-0 0.0
09/07/2024	at North Dakota	L	24-27	1-2 50.0	0-0 0.0	0-1 0.0	0-0 0.0	1-1 100.0	0-0 0.0
09/14/2024	Morehead St.	W	59-2	4-5 80.0	1-1 100.0	1-1 100.0	1-1 100.0	1-2 50.0	0-0 0.0
09/21/2024	Western Caro.	W	46-35	2-3 66.7	1-1 100.0	0-0 0.0	0-1 0.0	1-1 100.0	0-0 0.0
09/28/2024	at Eastern Wash.	W	52-49	3-3 100.0	0-0 0.0	1-1 100.0	0-0 0.0	2-2 100.0	0-0 0.0
10/05/2024	Weber St.	Lot1	48-55	0-2 0.0	0-1 0.0	0-1 0.0	0-0 0.0	0-0 0.0	0-0 0.0
10/12/2024	Northern Ariz.	W	31-20	0-1 0.0	0-1 0.0	0-0 0.0	0-0 0.0	0-0 0.0	0-0 0.0
10/26/2024	at Northern Colo.	W	24-0	0-0 0.0	0-0 0.0	0-0 0.0	0-0 0.0	0-0 0.0	0-0 0.0
11/02/2024	at Cal Poly	W	42-7	0-1 0.0	0-0 0.0	0-1 0.0	0-0 0.0	0-0 0.0	0-0 0.0
11/09/2024	UC Davis	L	14-30	0-3 0.0	0-0 0.0	0-1 0.0	0-0 0.0	0-2 0.0	0-0 0.0
11/16/2024	Portland St.	W	28-17	2-2 100.0	0-0 0.0	1-1 100.0	0-0 0.0	1-1 100.0	0-0 0.0
11/23/2024	at Montana St.	L	11-34	1-2 50.0	0-0 0.0	0-1 0.0	0-0 0.0	1-1 100.0	0-0 0.0
Montana				14-25 56.0	2-4 50.0	3-8 37.5	2-3 66.7	7-10 70.0	0-0 0.0
Opponents				4-18 22.2	0-2 0.0	2-4 50.0	1-5 20.0	1-7 14.3	0-0 0.0

### Time of Possession

Date	Opponent		Score	Overall	1st Qtr	2nd Qtr	3rd Qtr	4th Qtr	Overtime
08/31/2024	Missouri St.	W	29-24	23:23	04:48	06:54	07:07	04:34	00:00
09/07/2024	at North Dakota	L	24-27	22:46	06:58	09:55	03:04	02:49	00:00
09/14/2024	Morehead St.	W	59-2	35:54	04:10	08:38	11:22	11:44	00:00
09/21/2024	Western Caro.	W	46-35	32:30	07:03	07:22	07:30	10:35	00:00
09/28/2024	at Eastern Wash.	W	52-49	33:11	06:38	09:39	08:18	08:36	00:00
10/05/2024	Weber St.	Lot1	48-55	34:55	07:49	12:04	02:43	12:19	00:00
10/12/2024	Northern Ariz.	W	31-20	31:30	08:19	04:25	09:06	09:40	00:00
10/26/2024	at Northern Colo.	W	24-0	38:11	07:54	07:12	11:06	11:59	00:00
11/02/2024	at Cal Poly	W	42-7	29:36	09:56	07:53	05:09	06:38	00:00
11/09/2024	UC Davis	L	14-30	26:31	06:00	07:06	08:44	04:41	00:00
11/16/2024	Portland St.	W	28-17	21:51	01:19	09:40	06:28	04:24	00:00



2024-25 Montana Football  
By Quarter Statistics  
All games

Page 2/2  
as of Nov 26, 2024

Date	Opponent		Score	Overall	1st Qtr	2nd Qtr	3rd Qtr	4th Qtr	Overtime
11/23/2024	at Montana St.	L	11-34	25:07	02:43	08:54	06:48	06:42	00:00
Montana			Total	355:25	73:37	99:42	87:25	94:41	00:00
			Avg.	29:37	06:08	08:19	07:17	07:53	00:00
Opponents			Total	364:23	84:28	102:11	71:01	106:43	00:00
			Avg.	30:22	07:02	08:31	05:55	08:54	00:00



2024-25 Montana Football  
Red-Zone Results  
All games

Page 1/1  
as of Nov 26, 2024

Montana Inside Opponent Red-Zone

Date	Opponent	Score	Times	Times	Total	Rush	Pass	FGs	Failed to score inside RZ						
			In RZ	Scored	Pts	TDs	TDs	TDs	Made	FGA	Down	Int	Fumb	Half	Game
08/31/2024	Missouri St.	W 29-24	4	3	13	1	1	0	2	2	0	0	0	0	1
09/07/2024	at North Dakota	L 24-27	2	2	10	1	1	0	1	1	0	0	0	0	0
09/14/2024	Morehead St.	W 59-2	9	7	45	6	5	1	1	2	1	0	0	0	0
09/21/2024	Western Caro.	W 46-35	6	6	39	5	5	0	1	1	0	0	0	0	0
09/28/2024	at Eastern Wash.	W 52-49	5	5	31	4	1	3	1	1	0	0	0	0	0
10/05/2024	Weber St.	L 48-55	4	4	29	4	3	1	0	0	0	0	0	0	0
10/12/2024	Northern Ariz.	W 31-20	5	5	31	4	3	1	1	1	0	0	0	0	0
10/26/2024	at Northern Colo.	W 24-0	5	4	24	3	1	2	1	1	0	0	0	0	1
11/02/2024	at Cal Poly	W 42-7	4	4	28	4	3	1	0	0	0	0	0	0	0
11/09/2024	UC Davis	L 14-30	2	1	7	1	1	0	0	0	0	1	0	0	0
11/16/2024	Portland St.	W 28-17	4	2	14	2	1	1	0	0	0	1	0	0	1
11/23/2024	at Montana St.	L 11-34	1	1	8	1	1	0	0	0	0	0	0	0	0
Totals 44 of 51 (86.3%)			51	44	279	36	26	10	8	9	1	2	0	0	3

Opponents Inside Montana Red-Zone

Date	Opponent	Score	Times	Times	Total	Rush	Pass	FGs	Failed to score inside RZ						
			In RZ	Scored	Pts	TDs	TDs	TDs	Made	FGA	Down	Int	Fumb	Half	Game
08/31/2024	Missouri St.	W 29-24	3	3	17	2	2	0	1	1	0	0	0	0	0
09/07/2024	North Dakota	L 24-27	3	3	17	2	2	0	1	1	0	0	0	0	0
09/14/2024	Morehead St.	W 59-2	0	0	0	0	0	0	0	0	0	0	0	0	0
09/21/2024	Western Caro.	W 46-35	6	5	28	3	2	1	2	3	0	0	0	0	0
09/28/2024	Eastern Wash.	W 52-49	6	5	35	5	2	3	0	0	1	0	0	0	0
10/05/2024	Weber St.	L 48-55	3	3	17	2	0	2	1	1	0	0	0	0	0
10/12/2024	Northern Ariz.	W 31-20	2	2	6	0	0	0	2	2	0	0	0	0	0
10/26/2024	Northern Colo.	W 24-0	2	0	0	0	0	0	0	0	1	1	0	0	0
11/02/2024	Cal Poly	W 42-7	2	1	7	1	0	1	0	0	0	0	1	0	0
11/09/2024	UC Davis	L 14-30	4	4	20	2	0	2	2	2	0	0	0	0	0
11/16/2024	Portland St.	W 28-17	4	2	14	2	2	0	0	0	0	2	0	0	0
11/23/2024	Montana St.	L 11-34	4	4	24	3	3	0	1	1	0	0	0	0	0
Totals 32 of 39 (82.1%)			39	32	185	22	13	9	10	11	2	3	1	0	0



**2024-25 Montana Football**  
**Team Game Highs**  
**All games**

Page 1/1  
as of Nov 26, 2024

**Montana - Game Highs**

<b>RUSHES</b>	55	Morehead St. (09/14/2024)
<b>YARDS RUSHING</b>	410	Morehead St. (09/14/2024)
<b>YARDS PER RUSH</b>	9.2	at Eastern Wash. (09/28/2024)
<b>TD RUSHES</b>	7	Morehead St. (09/14/2024)
<b>PASS ATTEMPTS</b>	45	Weber St. (10/05/2024)
<b>PASS COMPLETIONS</b>	31	Weber St. (10/05/2024)
<b>YARDS PASSING</b>	364	at Eastern Wash. (09/28/2024)
<b>YARDS PER PASS</b>	9.1	Portland St. (11/16/2024)
<b>TD PASSES</b>	5	at Eastern Wash. (09/28/2024)
<b>TOTAL PLAYS</b>	87	Western Caro. (09/21/2024)
<b>TOTAL OFFENSE</b>	694	at Eastern Wash. (09/28/2024)
<b>YARDS PER PLAY</b>	8.8	at Eastern Wash. (09/28/2024)
<b>POINTS</b>	59	Morehead St. (09/14/2024)
<b>SACKS BY</b>	5 5	Morehead St. (09/14/2024) Missouri St. (08/31/2024)
<b>FIRST DOWNS</b>	36	Morehead St. (09/14/2024)
<b>PENALTIES</b>	12 12	Portland St. (11/16/2024) Western Caro. (09/21/2024)
<b>PENALTY YARDS</b>	132	at Cal Poly (11/02/2024)
<b>TURNOVERS</b>	2 2	UC Davis (11/09/2024) Weber St. (10/05/2024)
<b>PUNTS</b>	7	at Montana St. (11/23/2024)
<b>PUNTING AVG</b>	50.0	Western Caro. (09/21/2024)
<b>LONG PUNT</b>	62	Western Caro. (09/21/2024)
<b>PUNTS INSIDE 20</b>	2 2 2 2	at Montana St. (11/23/2024) UC Davis (11/09/2024) at North Dakota (09/07/2024) Missouri St. (08/31/2024)
<b>LONG PUNT RETURN</b>	84	at Cal Poly (11/02/2024)





**2024-25 Montana Football**  
**Opponent Match Highs**  
**All games**

Page 1/1  
as of Nov 26, 2024

**Opponent - Game Highs**

<b>RUSHES</b>	52	at Montana St. (11/23/2024)
<b>YARDS RUSHING</b>	326	at Montana St. (11/23/2024)
<b>YARDS PER RUSH</b>	6.7	at Eastern Wash. (09/28/2024)
<b>TD RUSHES</b>	3 3 3 3	at Montana St. (11/23/2024) at Eastern Wash. (09/28/2024) at North Dakota (09/07/2024) Missouri St. (08/31/2024)
<b>PASS ATTEMPTS</b>	48	Western Caro. (09/21/2024)
<b>PASS COMPLETIONS</b>	29	UC Davis (11/09/2024)
<b>YARDS PASSING</b>	374	Western Caro. (09/21/2024)
<b>YARDS PER PASS</b>	13.0	Weber St. (10/05/2024)
<b>TD PASSES</b>	6	Weber St. (10/05/2024)
<b>TOTAL PLAYS</b>	81	at Eastern Wash. (09/28/2024)
<b>TOTAL OFFENSE</b>	551	at Eastern Wash. (09/28/2024)
<b>YARDS PER PLAY</b>	8.2	Weber St. (10/05/2024)
<b>POINTS</b>	55	Weber St. (10/05/2024)
<b>SACKS BY</b>	6	at North Dakota (09/07/2024)
<b>FIRST DOWNS</b>	31	at Eastern Wash. (09/28/2024)
<b>PENALTIES</b>	13	Missouri St. (08/31/2024)
<b>PENALTY YARDS</b>	112	Missouri St. (08/31/2024)
<b>TURNOVERS</b>	5	Portland St. (11/16/2024)
<b>PUNTS</b>	9	Morehead St. (09/14/2024)
<b>PUNTING AVG</b>	51.7	at Montana St. (11/23/2024)
<b>LONG PUNT</b>	66 66	at Montana St. (11/23/2024) at Eastern Wash. (09/28/2024)
<b>PUNTS INSIDE 20</b>	2 2	at Northern Colo. (10/26/2024) at Eastern Wash. (09/28/2024)
<b>LONG PUNT RETURN</b>	21	Missouri St. (08/31/2024)



2024-25 Montana Football  
Team Match Lows  
All games

Page 1/1  
as of Nov 26, 2024

Montana - Game Lows

RUSHES	23	at Montana St. (11/23/2024)
YARDS RUSHING	68	at Cal Poly (11/02/2024)
YARDS PER RUSH	2.1	at Cal Poly (11/02/2024)
TD RUSHES	1 1 1 1	at Montana St. (11/23/2024) Portland St. (11/16/2024) UC Davis (11/09/2024) at Northern Colo. (10/26/2024)
PASS ATTEMPTS	26	Missouri St. (08/31/2024)
PASS COMPLETIONS	14	Missouri St. (08/31/2024)
YARDS PASSING	117	at Montana St. (11/23/2024)
YARDS PER PASS	3.3	at Montana St. (11/23/2024)
TD PASSES	0 0	at Montana St. (11/23/2024) Western Caro. (09/21/2024)
TOTAL PLAYS	58 58	at Montana St. (11/23/2024) Portland St. (11/16/2024)
TOTAL OFFENSE	234	at Montana St. (11/23/2024)
YARDS PER PLAY	4.0	at Montana St. (11/23/2024)
POINTS	11	at Montana St. (11/23/2024)
SACKS BY	0 0 0	at Montana St. (11/23/2024) UC Davis (11/09/2024) at Northern Colo. (10/26/2024)
FIRST DOWNS	13	at Montana St. (11/23/2024)
PENALTIES	1	Morehead St. (09/14/2024)
PENALTY YARDS	11	Morehead St. (09/14/2024)
INTERCEPTIONS BY	0 0 0 0 0	at Montana St. (11/23/2024) UC Davis (11/09/2024) Northern Ariz. (10/12/2024) Weber St. (10/05/2024) at Eastern Wash. (09/28/2024)
PUNTS	1	Morehead St. (09/14/2024)
PUNTING AVG	35.5	at Eastern Wash. (09/28/2024)
LONG PUNT	36	Morehead St. (09/14/2024)
PUNTS INSIDE 20	0 0 0 0 0	Portland St. (11/16/2024) at Cal Poly (11/02/2024) at Northern Colo. (10/26/2024) at Eastern Wash. (09/28/2024) Morehead St. (09/14/2024)
LONG PUNT RETURN	0 0 0 0 0 0 0	at Montana St. (11/23/2024) Portland St. (11/16/2024) at Northern Colo. (10/26/2024) Northern Ariz. (10/12/2024) at Eastern Wash. (09/28/2024) Western Caro. (09/21/2024) at North Dakota (09/07/2024)



2024-25 Montana Football  
Opponent Match Lows  
All games

Page 1/1  
as of Nov 26, 2024

Opponent - Game Lows

RUSHES	23	at Northern Colo. (10/26/2024)
YARDS RUSHING	-14	Morehead St. (09/14/2024)
YARDS PER RUSH	-0.5	Morehead St. (09/14/2024)
TD RUSHES	0	UC Davis (11/09/2024)
	0	at Cal Poly (11/02/2024)
	0	at Northern Colo. (10/26/2024)
	0	Northern Ariz. (10/12/2024)
	0	Weber St. (10/05/2024)
	0	Morehead St. (09/14/2024)
PASS ATTEMPTS	12	at Montana St. (11/23/2024)
PASS COMPLETIONS	4	Morehead St. (09/14/2024)
YARDS PASSING	59	Morehead St. (09/14/2024)
YARDS PER PASS	3.7	Morehead St. (09/14/2024)
TD PASSES	0	Portland St. (11/16/2024)
	0	at Northern Colo. (10/26/2024)
	0	Morehead St. (09/14/2024)
	0	at North Dakota (09/07/2024)
	0	Missouri St. (08/31/2024)
TOTAL PLAYS	45	Morehead St. (09/14/2024)
TOTAL OFFENSE	45	Morehead St. (09/14/2024)
YARDS PER PLAY	1.0	Morehead St. (09/14/2024)
POINTS	0	at Northern Colo. (10/26/2024)
SACKS BY	1	at Cal Poly (11/02/2024)
	1	Northern Ariz. (10/12/2024)
	1	Western Caro. (09/21/2024)
	1	Missouri St. (08/31/2024)
FIRST DOWNS	4	Morehead St. (09/14/2024)
PENALTIES	1	at Eastern Wash. (09/28/2024)
PENALTY YARDS	5	at Eastern Wash. (09/28/2024)
INTERCEPTIONS BY	0	at Montana St. (11/23/2024)
	0	at Northern Colo. (10/26/2024)
	0	Northern Ariz. (10/12/2024)
	0	Weber St. (10/05/2024)
	0	at Eastern Wash. (09/28/2024)
	0	at North Dakota (09/07/2024)
	0	Missouri St. (08/31/2024)
PUNTS	2	Portland St. (11/16/2024)
PUNTING AVG	36.5	Western Caro. (09/21/2024)
LONG PUNT	40	Western Caro. (09/21/2024)
PUNTS INSIDE 20	0	at Montana St. (11/23/2024)
	0	UC Davis (11/09/2024)
	0	at Cal Poly (11/02/2024)
	0	Western Caro. (09/21/2024)
	0	Morehead St. (09/14/2024)
	0	Missouri St. (08/31/2024)
LONG PUNT RETURN	0	Portland St. (11/16/2024)
	0	at Northern Colo. (10/26/2024)
	0	Northern Ariz. (10/12/2024)
	0	Weber St. (10/05/2024)
	0	Morehead St. (09/14/2024)



**2024-25 Montana Football**  
**Individual Game Highs**  
**All games**

Page 1/1  
as of Nov 26, 2024

**Montana - Individual Game Highs**

<b>RUSHES</b>	24	Malae Fonoti vs Morehead St. (09/14/2024)
<b>YARDS RUSHING</b>	176	Malae Fonoti vs Morehead St. (09/14/2024)
<b>TD RUSHES</b>	4	Keali'i Ah Yat vs Western Caro. (09/21/2024)
<b>LONG RUSH</b>	69	Eli Gillman at Eastern Wash. (09/28/2024)
<b>PASS ATTEMPTS</b>	42	Logan Fife at Eastern Wash. (09/28/2024)
<b>PASS COMPLETIONS</b>	30	Logan Fife vs Weber St. (10/05/2024)
	30	Logan Fife at Eastern Wash. (09/28/2024)
<b>YARDS PASSING</b>	364	Logan Fife at Eastern Wash. (09/28/2024)
<b>TD PASSES</b>	5	Logan Fife at Eastern Wash. (09/28/2024)
<b>LONG PASS</b>	81	Logan Fife vs Portland St. (11/16/2024)
<b>RECEPTIONS</b>	11	Keelan White vs Weber St. (10/05/2024)
<b>YARDS RECEIVING</b>	163	Keelan White vs Weber St. (10/05/2024)
<b>TD RECEPTIONS</b>	2	Erik Barker at Eastern Wash. (09/28/2024)
<b>LONG RECEPTION</b>	81	Sawyer Racanelli vs Portland St. (11/16/2024)
<b>PUNTS</b>	7	Ty Morrison at Montana St. (11/23/2024)
<b>PUNTING AVG</b>	50.0	Ty Morrison vs Western Caro. (09/21/2024)
<b>LONG PUNT</b>	62	Ty Morrison vs Western Caro. (09/21/2024)
<b>PUNTS INSIDE 20</b>	2	Ty Morrison at Montana St. (11/23/2024)
	2	Ty Morrison vs UC Davis (11/09/2024)
	2	Ty Morrison at North Dakota (09/07/2024)
	2	Ty Morrison vs Missouri St. (08/31/2024)
<b>LONG PUNT RETURN</b>	84	Junior Bergen at Cal Poly (11/02/2024)
<b>LONG KICKOFF RETURN</b>	76	Xavier Harris at Northern Colo. (10/26/2024)
<b>TACKLES</b>	17	Ryder Meyer vs UC Davis (11/09/2024)
<b>SACKS</b>	2.5	Hayden Harris vs Missouri St. (08/31/2024)
<b>TACKLES FOR LOSS</b>	3	Hayden Harris vs Missouri St. (08/31/2024)





**2024-25 Montana Football**  
**Opponent Individual Match Highs**  
**All games**

Page 1/1  
as of Nov 26, 2024

**Opponent - Individual Game Highs**

<b>RUSHES</b>	25	Adam Jones at Montana St. (11/23/2024)
<b>YARDS RUSHING</b>	197	Adam Jones at Montana St. (11/23/2024)
<b>TD RUSHES</b>	2 2 2	Adam Jones at Montana St. (11/23/2024) Kekoa Visperas at Eastern Wash. (09/28/2024) Branson Adams vs Western Caro. (09/21/2024)
<b>LONG RUSH</b>	88	Adam Jones at Montana St. (11/23/2024)
<b>PASS ATTEMPTS</b>	47	Cole Gonzales vs Western Caro. (09/21/2024)
<b>PASS COMPLETIONS</b>	28	Miles Hastings vs UC Davis (11/09/2024)
<b>YARDS PASSING</b>	364	Richie Muñoz vs Weber St. (10/05/2024)
<b>TD PASSES</b>	6	Richie Muñoz vs Weber St. (10/05/2024)
<b>LONG PASS</b>	88	PJ London vs Northern Ariz. (10/12/2024)
<b>RECEPTIONS</b>	8 8	Efton Chism III at Eastern Wash. (09/28/2024) De'Andre Tamarez vs Western Caro. (09/21/2024)
<b>YARDS RECEIVING</b>	229	De'Andre Tamarez vs Western Caro. (09/21/2024)
<b>TD RECEPTIONS</b>	3	Efton Chism III at Eastern Wash. (09/28/2024)
<b>LONG RECEPTION</b>	88	Kolbe Katsis vs Northern Ariz. (10/12/2024)
<b>FIELD GOALS</b>	3	Hunter Ridley vs UC Davis (11/09/2024)
<b>LONG FIELD GOALS</b>	49	Myles Sansted at Montana St. (11/23/2024)
<b>PUNTS</b>	9	Kip Warren vs Morehead St. (09/14/2024)
<b>PUNTING AVG</b>	51.7	Brendan Hall at Montana St. (11/23/2024)
<b>LONG PUNT</b>	66 66	Brendan Hall at Montana St. (11/23/2024) Landon Ogles at Eastern Wash. (09/28/2024)
<b>PUNTS INSIDE 20</b>	2 2	Hunter Green at Northern Colo. (10/26/2024) Landon Ogles at Eastern Wash. (09/28/2024)
<b>LONG PUNT RETURN</b>	21	Hunter Wood vs Missouri St. (08/31/2024)
<b>LONG KICKOFF RETURN</b>	95	Noah Kjar vs Weber St. (10/05/2024)
<b>TACKLES</b>	12 12	Darrell Bryant Jr. at Northern Colo. (10/26/2024) Cam Chapa at Northern Colo. (10/26/2024)
<b>SACKS</b>	2 2 2 2	Jackson Cloyd vs UC Davis (11/09/2024) Josh Navratil at North Dakota (09/07/2024) Wyatt Pedigo at North Dakota (09/07/2024) Craig Orlando at North Dakota (09/07/2024)
<b>TACKLES FOR LOSS</b>	3 3	Jackson Cloyd vs UC Davis (11/09/2024) Mason Rivera at Cal Poly (11/02/2024)
<b>INTERCEPTIONS</b>	1 1 1 1 1 1	Michael Hurst vs Portland St. (11/16/2024) Rex Connors vs UC Davis (11/09/2024) Porter Connors vs UC Davis (11/09/2024) Mason Rivera at Cal Poly (11/02/2024) Jordy Lowery vs Western Caro. (09/21/2024) Richard Sweeney III vs Morehead St. (09/14/2024)



# 2024-25 Montana Football Games Played All games

Page 1/2  
as of Nov 26, 2024

##	Player	GP-GS	MOST	UND	More	WCU	EWU	Weber	NAU	UNC	CPO	UCD	PSU	MSU
0	Vai Kaho	12/12	START	START	START	START	START	START	START	START	START	START	START	START
0	Monte Gillman	0/0	...	...	...	...	...	...	...	...	...	...	...	...
2	Ronald Jackson, Jr.	12/12	START	START	START	START	START	START	START	START	START	START	START	START
2	Drew Deck	8/0	XXX	XXX	XXX	...	XXX	...	...	XXX	XXX	XXX	XXX	...
3	Brooks Davis	0/0	...	...	...	...	...	...	...	...	...	...	...	...
4	Ryan Simpson	7/0	XXX	XXX	XXX	XXX	...	...	...	XXX	XXX	...	XXX	...
4	Dane Parker	0/0	...	...	...	...	...	...	...	...	...	...	...	...
5	Junior Bergen	11/7	...	XXX	XXX	START	START	START	START	XXX	START	START	START	XXX
6	Keelan White	11/9	START	START	START	START	START	XXX	START	START	START	XXX	...	START
6	Prince Ford	5/0	XXX	...	XXX	XXX	...	...	...	...	XXX	XXX	...	...
7	Malae Fonoti	1/0	...	...	XXX	...	...	...	...	...	...	...	...	...
7	Kash Goicoechea	0/0	...	...	...	...	...	...	...	...	...	...	...	...
8	Kenzel Lawler	11/0	XXX	XXX	XXX	...	XXX	XXX	XXX	XXX	XXX	XXX	XXX	XXX
8	Keali'i Ah Yat	9/5	START	START	START	START	...	XXX	...	XXX	XXX	XXX	START	...
9	Sawyer Racanelli	12/8	XXX	XXX	START	START	XXX	START	START	XXX	START	START	START	START
9	Chrishawn Gordon	11/8	START	START	START	START	START	START	START	...	XXX	XXX	START	XXX
10	TJ Rausch	12/1	XXX	XXX	XXX	XXX	START	XXX	XXX	XXX	XXX	XXX	XXX	XXX
10	Eli Gillman	12/8	START	START	START	START	START	START	XXX	XXX	XXX	START	START	XXX
11	Cole Grossman	3/0	...	...	...	...	...	...	...	...	...	XXX	XXX	XXX
11	Gabe Longin	7/0	XXX	XXX	XXX	XXX	XXX	XXX	XXX	...	...	...	...	...
12	Logan Fife	12/7	XXX	XXX	XXX	XXX	START	START	START	START	START	START	XXX	START
12	Elijah Brady	1/0	...	...	XXX	...	...	...	...	...	...	...	...	...
13	Ryder Meyer	9/9	START	START	...	...	...	START	START	START	START	START	START	START
13	Xavier Harris	12/4	START	START	START	XXX	XXX	XXX	START	XXX	XXX	XXX	XXX	XXX
14	Aaron Fontes	12/7	START	START	XXX	XXX	START	START	XXX	START	XXX	START	START	XXX
14	Kyon Loud	11/0	XXX	XXX	...	XXX	XXX	XXX	XXX	XXX	XXX	XXX	XXX	XXX
16	Kaden Huot	1/0	...	...	XXX	...	...	...	...	...	...	...	...	...
17	Kade Boyd	3/0	...	...	XXX	...	XXX	XXX	...	...	...	...	...	...
17	Luke Flowers	0/0	...	...	...	...	...	...	...	...	...	...	...	...
18	Chase McGurran	1/0	...	...	XXX	...	...	...	...	...	...	...	...	...
18	Sam Alford	0/0	...	...	...	...	...	...	...	...	...	...	...	...
19	Padraig Lang	1/0	...	...	XXX	...	...	...	...	...	...	...	...	...
19	Gage Sliter	0/0	...	...	...	...	...	...	...	...	...	...	...	...
20	BJ Phillips	1/0	...	...	XXX	...	...	...	...	...	...	...	...	...
21	Stevie Rocker Jr.	12/0	XXX	XXX	XXX	XXX	XXX	XXX	XXX	XXX	XXX	XXX	XXX	XXX
23	Beau Dantic	0/0	...	...	...	...	...	...	...	...	...	...	...	...
24	Cameron Gurnsey	1/0	...	...	XXX	...	...	...	...	...	...	...	...	...
25	Jaxon Lee	12/12	START	START	START	START	START	START	START	START	START	START	START	START
26	Nick Ostmo	12/4	XXX	XXX	XXX	XXX	XXX	XXX	START	START	START	XXX	XXX	START
27	Jordan Dever	1/0	...	...	XXX	...	...	...	...	...	...	...	...	...
28	Isiah Childs	12/0	XXX	XXX	XXX	XXX	XXX	XXX	XXX	XXX	XXX	XXX	XXX	XXX
29	Tanner Huff	12/0	XXX	XXX	XXX	XXX	XXX	XXX	XXX	XXX	XXX	XXX	XXX	XXX
30	Kade Cutler	9/0	...	XXX	XXX	XXX	XXX	XXX	XXX	...	XXX	XXX	...	XXX
30	Tommy Running Rabbit	0/0	...	...	...	...	...	...	...	...	...	...	...	...
31	Geno Leonard	5/0	...	...	...	...	...	...	...	XXX	XXX	XXX	XXX	XXX
32	Tyson Rostad	10/2	XXX	XXX	START	START	XXX	XXX	...	XXX	XXX	...	XXX	XXX
34	Talen Reynolds	0/0	...	...	...	...	...	...	...	...	...	...	...	...
35	Grady Walker	0/0	...	...	...	...	...	...	...	...	...	...	...	...
36	Ty Morrison	12/0	XXX	XXX	XXX	XXX	XXX	XXX	XXX	XXX	XXX	XXX	XXX	XXX
36	Garrett Speer	0/0	...	...	...	...	...	...	...	...	...	...	...	...
37	Trevin Gradney	12/12	START	START	START	START	START	START	START	START	START	START	START	START
38	Marcus Evans	1/0	...	...	XXX	...	...	...	...	...	...	...	...	...
39	Jace Kluczewich	10/4	XXX	XXX	XXX	XXX	...	...	XXX	START	START	START	XXX	START
40	Cooper Barnum	10/1	START	XXX	...	XXX	XXX	...	XXX	XXX	XXX	XXX	XXX	XXX
41	Brayton Boyer	0/0	...	...	...	...	...	...	...	...	...	...	...	...
42	Riley Wilson	11/9	...	XXX	START	START	XXX	START	START	START	START	START	START	START
43	Grayson Pibal	12/0	XXX	XXX	XXX	XXX	XXX	XXX	XXX	XXX	XXX	XXX	XXX	XXX
44	Ryan Tirrell	12/12	START	START	START	START	START	START	START	START	START	START	START	START
45	Caleb Otlewski	10/2	XXX	START	XXX	XXX	START	...	XXX	XXX	XXX	XXX	XXX	...
46	Jo Silver	3/0	...	...	XXX	...	...	...	XXX	...	XXX	...	...	...



2024-25 Montana Football  
Games Played  
All games

Page 2/2  
as of Nov 26, 2024

##	Player	GP-GS	MOST	UND	More	WCU	EWU	Weber	NAU	UNC	CPO	UCD	PSU	MSU
47	Kellen Detrick	0/0	...	...	...	...	...	...	...	...	...	...	...	...
48	Hayden Harris	12/12	START	START	START	START	START	START	START	START	START	START	START	START
49	Isaac Keim	0/0	...	...	...	...	...	...	...	...	...	...	...	...
50	Erich Osteen	6/0	XXX	XXX	XXX	...	XXX	...	XXX	...	...	...	XXX	...
51	Austin Buehler	2/0	...	...	XXX	...	...	...	...	...	XXX	...	...	...
52	Cy Stevenson	11/0	XXX	XXX	XXX	XXX	XXX	...	XXX	XXX	XXX	XXX	XXX	XXX
53	Braunson Henriksen	0/0	...	...	...	...	...	...	...	...	...	...	...	...
54	Cooper Walton	0/0	...	...	...	...	...	...	...	...	...	...	...	...
55	Andres Lehrmann	12/7	START	XXX	XXX	START	START	START	START	START	START	XXX	XXX	XXX
56	Garrett Hustedt	9/0	...	...	...	XXX	XXX	XXX	XXX	XXX	XXX	XXX	XXX	XXX
57	Jake Mason	11/0	XXX	...	XXX	XXX	XXX	XXX	XXX	XXX	XXX	XXX	XXX	XXX
58	Clay Oven	11/0	XXX	XXX	...	XXX	XXX	XXX	XXX	XXX	XXX	XXX	XXX	XXX
59	Hayden Opitz	11/0	XXX	XXX	XXX	XXX	XXX	XXX	XXX	XXX	...	XXX	XXX	XXX
60	Dillon Botner	11/3	XXX	XXX	XXX	XXX	XXX	XXX	START	XXX	XXX	START	...	START
62	Everett Johnson	11/0	XXX	XXX	XXX	...	XXX	XXX	XXX	XXX	XXX	XXX	XXX	XXX
63	Dylan Cohen	0/0	...	...	...	...	...	...	...	...	...	...	...	...
64	Matt Hilden	0/0	...	...	...	...	...	...	...	...	...	...	...	...
66	Brandon Casey	12/12	START	START	START	START	START	START	START	START	START	START	START	START
68	Torin Jeske	0/0	...	...	...	...	...	...	...	...	...	...	...	...
69	Cannon Panfiloff	10/9	START	START	START	START	START	START	...	START	START	...	START	XXX
69	Noah Kaschmitter	8/1	XXX	XXX	START	...	...	XXX	XXX	XXX	...	...	XXX	XXX
70	Colin Amick	0/0	...	...	...	...	...	...	...	...	...	...	...	...
72	Cade Klimczak	12/12	START	START	START	START	START	START	START	START	START	START	START	START
73	Trevor Steinbach	0/0	...	...	...	...	...	...	...	...	...	...	...	...
74	Tate Templeton	0/0	...	...	...	...	...	...	...	...	...	...	...	...
75	Declan McCabe	8/0	...	XXX	XXX	...	...	...	XXX	XXX	XXX	XXX	XXX	XXX
76	Journey Grimsrud	12/12	START	START	START	START	START	START	START	START	START	START	START	START
77	Michael Ray	0/0	...	...	...	...	...	...	...	...	...	...	...	...
78	Lucas Freitas	12/1	START	XXX	XXX	XXX	XXX	XXX	XXX	XXX	XXX	XXX	XXX	XXX
79	Liam Brown	12/11	XXX	START	START	START	START	START	START	START	START	START	START	START
80	Brady Lang	2/0	XXX	...	XXX	...	...	...	...	...	...	...	...	...
81	Joseph Grezma	0/0	...	...	...	...	...	...	...	...	...	...	...	...
82	Ian Finch	10/0	XXX	XXX	XXX	...	XXX	XXX	XXX	XXX	XXX	XXX	...	XXX
83	Drew Klumph	12/0	XXX	XXX	XXX	XXX	XXX	XXX	XXX	XXX	XXX	XXX	XXX	XXX
84	Evan Shafer	12/5	START	XXX	XXX	START	XXX	XXX	XXX	START	XXX	XXX	START	START
85	Lekeldrick Bridges	1/0	...	...	...	...	...	...	...	...	...	...	XXX	...
86	Joe Weida	1/0	...	...	XXX	...	...	...	...	...	...	...	...	...
87	Jake Olson	12/1	XXX	START	XXX	XXX	XXX	XXX	XXX	XXX	XXX	XXX	XXX	XXX
88	Erik Barker	12/7	XXX	XXX	START	XXX	START	START	XXX	START	START	START	XXX	START
89	Danny Sirmon	0/0	...	...	...	...	...	...	...	...	...	...	...	...
90	Jareb Ramos	12/1	XXX	XXX	XXX	XXX	XXX	XXX	XXX	XXX	XXX	START	XXX	XXX
91	Jaxon Tucker	0/0	...	...	...	...	...	...	...	...	...	...	...	...
92	RB Wilson V	0/0	...	...	...	...	...	...	...	...	...	...	...	...
93	Sloan McPherson	12/0	XXX	XXX	XXX	XXX	XXX	XXX	XXX	XXX	XXX	XXX	XXX	XXX
94	Brendan Murphy	1/0	...	...	...	...	...	...	...	...	XXX	...	...	...
95	Dylan Smith	8/0	XXX	XXX	XXX	...	...	XXX	XXX	...	...	XXX	XXX	XXX
96	Henry Nuce	12/4	XXX	START	XXX	XXX	XXX	XXX	XXX	XXX	XXX	START	START	START
97	Grant Glasgow	11/0	XXX	XXX	XXX	XXX	XXX	XXX	XXX	XXX	...	XXX	XXX	XXX
97	Tyson Simmons	0/0	...	...	...	...	...	...	...	...	...	...	...	...
98	Matai Mata'afa	11/0	XXX	XXX	XXX	XXX	XXX	XXX	...	XXX	XXX	XXX	XXX	XXX
99	Patrick Hayden	12/11	START	START	START	START	START	START	START	START	START	XXX	START	START