



MONTANA FOOTBALL



UNIVERSITY OF MONTANA - NATIONAL CHAMPIONS 1995, 2001 - 19 BIG SKY CHAMPIONSHIPS



GAME 14 - FCS PLAYOFFS SEMIFINAL

#8 NDSU (11-3, 5-3 MVFC) @ #2 Montana (12-1, 7-1 BSC)

Saturday, Dec. 16, 2023 - Washington-Grizzly Stadium (25,217)

Missoula, Mont. - 2:30 p.m.

TV: ESPN2

Web Stream: ESPN+

Radio: Grizzly Radio Network / Varsity Network App

Live Media Stats: GrizStats.com // Live Twitter feed: @MontanaGrizFB

QUICK SNAPS

- Montana makes its 27th FCS/1-AA Playoff Appearance in 2023, the most of any program in the subdivision.
- The Grizzlies earned the No. 2 overall seed in the playoffs with a 10-1 regulars-season record after dominating Montana State 37-7 to win the program's 19th Big Sky Championship - the most titles of any program in the league.
- Montana won four individual All-Conference Awards at the conclusion of the regular season. Head coach Bobby Hauck was named Big Sky Coach of the Year for the 4th time in his career, Alex Gubner was named Defensive Player of the Year, Clifton McDowell was named Newcomer of the year, and Eli Gillman was named Freshman of the Year.
- At 128-35 overall record in his 12 years at Montana, Bobby Hauck is now the winningest coach of all time in the Big Sky Conference. He broke the league win record set by former Northern Arizona head coach (and long-time UM assistant) Jerome Souers (123) after UM's win over Sacramento State. With a 74-19 conference record, Hauck is now tied at No. 2 in conference game wins with Tim Walsh (Portland State/Cal Poly) who posted 74 in his career, and Souers, who totaled 85 Big Sky Conference wins.

GRIZ HOST BISON FOR A TRIP TO THE CHIPPER

The Montana Grizzlies take on the North Dakota State Bison on Saturday in a battle of FCS bluebloods with a trip to the National Championship on the line. Let that sentence sink in.

It's an epic clash with the highest of stakes as both teams look to keep a postseason run rolling south to Frisco.

It's no secret NDSU has been one of the best teams in the nation over the last decade and has been there, done that when it comes to postseason play. But the one place they haven't been in the postseason in Washington-Grizzly Stadium.

Montana enters the FCS semifinal with one of the best home field advantages in the west, holding a 34-7 postseason record in "the meccas of FCS football" and sitting at 8-0 in the friendly confines this season.

The Griz (12-1), winners of nine-straight and one of the hottest teams in the nation, earned homefield advantage throughout the playoffs as the No. 2 overall seed. They host a Bison team (11-3) in the unusual position of having to play Thanksgiving weekend after not receiving a seed with three losses during the season.

Faced with that challenge, all the Bison have done is stampede their way to the semi, rolling over Drake of the Pioneer League 66-3 in the first round before hitting the road and knocking-off Montana State in an OT thriller in Bozeman, and avenging a loss to No. 3 South Dakota in Vermillion, overwhelming the Yotes 45-17.

But they'll take on a Grizzly team that's white-hot and looking to avenge a loss to the Bison in the 2022 playoffs, this time with the backing of Griz Nation behind them in Missoula.

Montana has won nine-straight, with six of those wins coming over ranked opponents. They'll take momentum from an overtime win of their own against Furman last week, building on that from a demolition of Delaware in the quarterfinals.

It has the makes of two freight trains heading toward each other on the same track at full speed, and the collision is one we'll all want to witness.

Kickoff at Washington-Grizzly Stadium is set for 2:30 on Saturday, Dec. 16.

IMPLICATIONS: The road to Frisco continues through Missoula this week with the Grizzlies looking to book the program's first trip to the national title game since it moved to Texas, and for the first time since 2009.

A win for the Griz puts UM into the national championship for the eighth time in program history, searching for its third win. Standing in their way is NDSU, winners of nine FCS titles.

2023 SCHEDULE/RESULTS

(12-1 Overall, 7-1 Big Sky, 8-0 Home, 4-1 Away)

Date	Opponent	Time (MT)
9/2	Butler	W, 35-20
9/9	@ Utah Tech	W, 43-13
9/16	Ferris State	W, 17-10
9/23	@ Northern Arizona*	L, 14-28
9/30	Idaho State*^	W, 28-20
10/7	@ #18 UC Davis*	W, 31-23
10/14	@ #3 Idaho*	W, 23-21
10/21	OPEN	
10/28	Northern Colorado*	W, 40-0
11/4	#7 Sacramento State*	W, 34-7
11/11	@ Portland State*	W, 34-10
11/18	Montana State*	W, 37-7
12/2	#11 Delaware	W, 49-19
12/8	#7 Furman	W 35-28 (OT)
12/16	#8 North Dakota State	2:30 PM

*= Homecoming - ^= Big Sky Game - Home Games in BOLD

GRIZ FOOTBALL FACTS

Big Sky Titles* (19) 1969, 1970, 1982, 1993, 1995, *Includes shared titles 1996, 1998, 1999, 2000, 2001 2002, 2003, 2004, 2005, 2006, 2007, 2008, 2009, 2023

NCAA/FCS Playoff Appearances 27 (FCS Record)

NCAA/FCS Championships (2)..... 1995, 2001

NCAA/FCS Championship Appearances (7) ... 1995, 1996, 2000, 2001, 2004, 2008, 2009

FCS Postseason Record 37-24 (.607), 34-7 at Home (.829)

All-time WGS Stadium Record229-35 (.867)

All-Time Record 636-512-26 (.549)

Big Sky Record 267-144-1 (.648)

Head Coach..... Bobby Hauck (Montana, 1988)

Record at Montana (2018-2023)..... 47-18, 26-13 BSC

Record at Montana (2003-2009)..... 81-17, 48-6 BSC

Overall at Montana ('03-09, '18-'23)..... 128-35, 74-19 BSC

Overall Record (Years) 143-84, 85-47 Conf. (16)

MONTANA QUICK FACTS

Location: Missoula, Mont.

Enrollment: 10,327 (Fall '23)

Founded: Feb. 17, 1893

Nickname: Grizzlies, Griz

School Colors: Copper, Silver, Gold

Spirit Colors: Maroon (PMS 209) and Silver (PMS 8 C)

Stadium/Capacity: Washington-Grizzly Stadium / 25,217

Playing Surface: Field Turf - Revolution 360 with CoolPlay

President: Seth Bodnar

Athletic Director: Kent Haslam

Football Sports Information Director: Eric Taber

..... Office: (406) 231-8331 Cell: (646) 287-7492

..... Email: eric.taber@mso.umt.edu

..... Website: GoGriz.com

..... Twitter: @UMGRIZZLIES_FB

..... Website: GoGriz.com

QUICK STATS COMPARISON

TEAM STATISTICS	MONTANA	Opp.	NDSU	Opp.
SCORING				
Points	420	206	543	268
Points Per Game	32.31	15.85	38.79	19.14
FIRST DOWNS				
Total	260	223	301	225
Rushing	131	73	157	89
Passing	111	121	126	119
PENALTIES				
Penalties	18	29	18	17
RUSHING				
Yards	2481	1266	3387	1626
Yards Gained	2894	1266	3652	1626
Yards Lost	413	362	265	371
Attempts	568	389	578	411
AVG/Attempt	4.4	3.3	5.9	4.0
AVG/Game	190.8	97.4	241.9	116.1
TDs	30	9	45	16
PASSING				
Yards	2595	2761	2820	2625
ATT-CMP-INT	334- 203- 8	466- 251- 16	297- 217- 4	369- 228- 21
AVG/Pass	7.77	5.92	9.49	7.11
AVG/Catch	12.78	11.00	13.00	11.51
AVG/Game	199.6	212.4	201.4	187.5
TDs	17	19	21	15
RETURNS				
Kick: ATT-YDs	19- 435	23- 460	21- 405	54- 1206
Kick: AVG	22.9	20.0	19.3	22.3
Punt: ATT-YDs	27 394	11 46	17 237	11 115
Punt: AVG	14.6	4.2	13.9	10.5
INT: ATT-YDs	16 141	8 68	21 346	4 68
INT: AVG	8.8	8.5	16.5	17.0
KICKING				
Punt: YDs	58 2310	74 2983	29 1226	53 2241
Punt: AVG	39.8	40.3	42.3	42.3
FGM-FGA	16 24	5 13	16 19	15 20
MISCELLANEOUS				
Fumbles-Lost	10- 4	13- 6	14- 6	13- 6
Penalties: Num-YDs	88- 862	81- 612	84- 737	74- 602
Penalties: AVG/Game	66.3	47.1	52.6	43.0
Time of Possession	409:25	370:35	466:30	373:30
3rd-Down Conversions	188	193	163	163
4th-Down Conversions	18	39	23	24
Sacks-Yards	31 212	33 235	36 276	17 126
TDs	53	28	71	32
Montana Leaders				
	Team Leader	Value		
APY	Junior Bergen	1,435		
FGM	Nico Ramos	9		
Int	Trevin Gradney	5		
Pass Eff	Sawyer Racanelli	428.80		
Points	Eli Gillman	60		
Punt Avg	Travis Benham	529.5		
Punt Ret Yds	Junior Bergen	376		
Rec	Junior Bergen	48		
Receiving Yards	Keelan White	727		
Rush Net Yards	Eli Gillman	901		
Sacks	Riley Wilson	8.5		
Tackles	Braxton Hill	106		
Tot Off	Clifton McDowell	2,435		
NDSU Leaders				
	Team Leader	Value		
APY	Eli Green	1,064		
FGM	Griffin Crosa	16		
Int	Cole Wisniewski	8		
Pass Eff	Cole Payton	193.24		
Points	Griffin Crosa	116		
Punt Avg	Kaedin Steindorf	480.5		
Punt Ret Yds	Jayden Price	227		
Rec	Zach Mathis	45		
Receiving Yards	Eli Green	779		
Rush Net Yards	TaMerik Williams	714		
Sacks	Jake Kava	7.0		
Tackles	Logan Kopp	79		
Tot Off	Cam Miller	3,177		

The winner of the Montana/NDSU game will face the winner of the Albany/South Dakota State game in the other semifinal. Albany advanced after beating Idaho in Moscow last week to earn the program's first berth in the semis.

This year's FCS title game is set for Sunday, Jan. 7, in Frisco, Texas. Kickoff is set for noon mountain time.

LAST MEETING: Montana's season came to an end in Fargo a year ago when the Bison beat an injury-depleted Grizzly squad in the second round of the 2022 FCS Playoffs.

In a game that was closer than the scoreline would indicate, NDSU gashed the Griz with big plays in the second half to run away with a 49-26 victory.

Momentum was on the side of the Grizzlies when QB Lucas Johnson left the game injured. Back-to-back scoring drives for Montana had them down just 14-10 in the final minutes of the first half. The Griz had a chance to score at the end of the half and then get the ball first to start the second half.

Instead, a sack knocked Johnson out of the game and the ball out of his hands, allowing the Bison to scoop it and score. The Griz put together a good first half to be right in the game, gaining 179 yards to NDSU's 192. They held the Bison to just 21 second quarter yards and only 11 on the ground but would get away from them over the final half hour.

Johnson ran for a touchdown, Corbin Walker had his second-career playoff pick-six and Keelan White caught a late pass from Daniel Britt for the Grizzlies scores. Nico Ramos was also 2-for-2 on field goals in the game.

LAST MEETING IN MISSOULA: If you were there, you remember. If you were watching the ESPN broadcast with the legendary Brent Musburger, now-uber famous Jesse Palmer, and future star Maria Taylor on the sidelines, you remember. It's one of the most epic moments in Grizzly history, and everyone remembers where they were when it happened.

Smoke-filled skies... Griz sitting fourth and goal at the NDSU one... Six seconds on the clock... UM trailing the Bison (led by future overall No. 2 NFL Draft pick Carson Wentz) 35-31... Power left... Joey Counts... Musburger screaming TOUCHDOWN, MONTANA... Pandemonium... Griz win 38-35.

In front of a then-record crowd in Washington-Grizzly Stadium, Montana pulled off a win for the ages with 544 yards of total offense, 434 of which were passes from Brady Gustafson who completed 30 of 55 throws for three TDs. Receivers Ellis Henderson and Jamaal Jones combined for 252 yards on 15 catches and a touchdown each.

Kendrick Van Ackeren led the charge defensively with 10 tackles and two fumble recoveries. Tyrone Holmes had a sack on Wentz and Derek Crittenden and Tucker Schye also combined on one.

/// GRIZ TRACKS ///

ALL-AMERICA: The first batch of FCS All-America accolades were released on Tuesday, with the Associated Press placing three Grizzlies on one of its three teams.

Alex Gubner, the Big Sky Defensive Player of the Year and unanimous all-conference pick, earned first team honors on the D-line from the AP.

Junior Bergen, also a first-team all-conference pick, was named a second-team All-American as an all-purpose player just days after setting Montana's punt return touchdown record.

Braxton Hill, a finalist for the Buck Buchanan Award and the second-leading tackler in the Big Sky this season earned a place on the third defensive team with 106 tackles to date and 2.5 sacks.

More All-America squads are expected to be announced in the coming week.

FRESHMAN OF THE YEAR: After one of the best rushing seasons of any player in the Big Sky and THE best of any freshman in FCS football, Eli Gillman was named the 2023 recipient of the Jerry Rice Award on Dec. 6, honoring the national freshman player of the year.

Gillman was a runaway winner of the 13th annual Rice Award. A national, 56-member panel voted Gillman with 203-point total, No. 1 among 22 finalists, and nearly 100 points more than the runner-up.

Gillman's 899 yards on 165 attempts the week the award was announced stand as the 18th-best single-season rushing performances in program history among all players and are the most of any freshman in team history. The native of Dassel, Minnesota, also caught 11 passes for 103 yards and even returned a kick for 19 yards to total 1,021, the 11th most all-purpose yards in the Big Sky at the time of announcement.

He's had three 100-yard rushing games to date in his first season in the Grizzly lineup and missed out on a fourth by three yards at Portland State. His 10 rushing touchdowns were tied for the fifth-most of any individual in the Big Sky as well. Gillman has already entered Montana's record books, breaking free for the longest touchdown run in program history at UC Davis from 85 yards out.

• At the conclusion of the regular season he was named the Big Sky Freshman of the Year and earned a place on the second all-conference team. He was also honored by his peers as the winner of the 2023 Terry Dillon Award for the team's outstanding back or receiver at the Grizzly Awards Banquet.

• Gillman is the first Rice Award winner in Montana history, and the fifth in Big Sky Conference history since the award began in 2013. As the winner, Gillman will be celebrated at the Stats Perform FCS National Awards Banquet on Jan. 6 in Frisco, Texas – the eve of the FCS championship game.

• Gillman also appeared in 2 games as a true freshman in 2022, including the playoff game at NDSU where he rushed for 36 yards on five carries. After the game against Furman, he's now closing in on a 1,000 career yards with 966 to date and needs 345 more to already become one of Montana's top-25 rushers of all-time.

• With 11 rushing touchdowns to his name, he's also now among Montana's top-20 all-time leaders in that category.

OUTSTANDING OSTMO: Senior Nick Ostmo will hang up his cleats at the end of the season with a year of eligibility left after battling injury and quietly putting together one of the greatest rushing careers in Montana history.

With 1,795 rushing yards he passed his position coach Justin Green to move to No. 12 on UM's career rushing list. He needs just 32 more yards to move into the top-10 passed Jeremy Calhoun.

• With 21 career rushing TD's he's already top-10 all-time at UM in that category. He needs one more to tie Green and Jody Farmer's mark at 22.

• He's also logged three touchdown catches in his career for a total of 24 total TDs for the Griz, tied with four others at No. 20 on Montana's career list.

A RECORD FOR CLIFF: Quarterback Clifton McDowell has emerged as a true dual threat for the Grizzlies and hasn't been afraid to use his feet to help Montana pick up a total of 131 rushing first downs. Undeclared as a starter at UM, McDowell is currently having a record rushing season for a Grizzly QB.

His 734 net rush yards are currently the most in a season in modern Grizzly history since 1991, surpassing Dalton Sneed's 2018 total of 675 yards against Furman. Jordan Johnson (506 yards, 2011), Cole Bergquist (383 yards, 2007), and Dave Dickenson (336 yards, 1993) round out the top five rushing QB seasons ever at Montana.

MORE McNUGGETS: McDowell has been efficient with the pass this season, throwing only his third interception of the year against Furman, the fewest INTs of any starting QB in the Big Sky.

• He enters the NDSU game as the most efficient passer in the Big Sky with a 145.6 rating, completing 122 of 205 passes with just three picks. He's also the Big Sky leader in parts per pass attempt at 8.3, a top-20 mark in the FCS.

• To date he's responsible for 21 Grizzly touchdowns (12 passing, 9 rushing), five away from entering Montana's top-15 all-time best seasons for a QB.

WHERE TO WATCH

9.2	Butler ABC/Fox Montana (SWX in Billings) Stream: ESPN+ ⁵	W, 35-20
9.9	@ Utah Tech TV: None Stream: ESPN+ ⁵	W, 43-13
9.16	Ferris State ABC/Fox Montana (SWX in Billings) Stream: ESPN+ ⁵	W, 17-10
9.23	@ Northern Arizona TV: Montana Television Network Stream: ESPN+ ⁵	L, 14-28
9.30	Idaho State TV: KPAX Missoula Stream: ESPN+ ⁵	W, 28-20
10.7	@ UC Davis TV: KPAX Missoula	W, 31-23
10.14	@ Idaho TV: ESPN 2 Stream: Watch ESPN App ⁵	W, 23-21
10.28	Northern Colorado TV: "MTN" statewide KTGF Great Falls KTVH Helena Stream: ESPN+ ⁵	1 PM
11.4	Sacramento State TV: Montana Television Network KPAX Missoula/Kalispell KTVQ Billings KRTV Great Falls KXLH Helena KXLF Butte KBZK Bozeman Stream: ESPN+ ⁵	6 PM
11.11	@ Portland State TV: Montana Television Network KPAX Missoula/Kalispell KTVQ Billings KRTV Great Falls KXLH Helena KXLF Butte KBZK Bozeman Stream: ESPN+ ⁵	8 PM
11.18	Montana State TV: KPAX, 8.1/18.1, Missoula/Kalispell KTVQ, 2.1, Billings KBZK, 7.1, Bozeman KXLF, 4.1, Butte KRTV, 3.1, Great Falls KXLH, 9.1, Helena KIVI, 6.1, Boise KSAW, 6.1, Twin Falls KSTU, 13.2, Salt Lake (Antenna TV) KNXV, 15.2, Phoenix (Antenna TV) KGUN, 9.2, Tucson KCDO, 3.1, Denver Stream: ESPN+ ⁵	Noon



The Montana Grizzly Sports Network is your radio home for Griz football action across the state of Montana. Tune in on game day hear the Griz LIVE all season long, featuring the "Voice of the Griz", Riley Corcoran and Greg Sundberg.

Also tune in to the Bobby Hauck Radio Show, your weekly look inside the Grizzly huddle LIVE from FINN in Missoula every Wednesday at 6:30 p.m.

City	Call Letters	Frequency
Missoula*	KGVO	1290 AM
	KGVO	98.3 FM
Billings	KBLG	910 AM
	KBLG	105.5 FM
Butte	KOPR	94.1 FM
Boulder	KOPR	106.7 FM
Phillipsburg	KOPR	105.5 FM
Glasgow* ^A	KLTZ	1240 AM
	KLTZ	102.5 FM
Glendive	KXGN	1400 AM
	KXGN	103.1 FM
Great Falls*	KXGF	1400 AM
	KXGF	98.3 FM
Helena	KMTX	105.3 HD2
Kalispell*	KOFI	1180 AM
	KOFI	104.3 FM
Lewistown*	KXLO	1230 AM
	KXLO	106.9 FM
Plentywood	KATQ	1070 AM
	KATQ	107.1 FM
Polson*	KERR	750 AM
Ronan*	KERR	93.9 FM
Shelby	KZIN	96.7 FM

The Houston, Texas-area native was named the Big Sky's Newcomer of the Year after going undefeated as a starter and leading the Griz to an outright conference championship under center.

HAUCK EARNS MORE ACCOLADES: After winning his eighth Big Sky Conference championship and becoming the league's all-time winningest coach in 2023, Bobby Hauck has been voted by his peers as the American Football Coaches Association (AFCA) FCS Region 5 Coach of the Year, the organization announced on Dec. 6.

It's the third regional Coach of the Year honor for Hauck, with the previous two coming in 2006 and 2009. He is one of just 11 coaches in the 2023 class to earn regional honors multiple times in their careers.

It's been a season of accolades for the Missoula native and UM alum, who enters this weekend's contest with a 128-35 overall record at Montana. At the end of the regular season, coaches around the league unanimously voted him the Big Sky Coach of the Year for the fourth time in his career. Stats Perform also named him a finalist for the Eddie Robinson Award that goes to the media's pick for FCS Coach of the Year.

PLAYOFF PARTICULARS: Montana makes its 11th all-time appearance in the FCS/1-AA Semifinal round this week holding a 7-3 record in program history.

Hauck is 3-1 in semifinal appearances at UM, but this is the first trip to the penultimate round since returning to Montana in 2018.

Montana has advanced to the FCS Playoffs more than any other team, now playing in the postseason for the 27th time. The Griz also hold the record for most consecutive playoff appearances, rattling off 17-straight from 1993-2009.

Last week's game was Montana's 15th trip to the quarterfinal round

The Furman game was Montana's 61st playoff game in program history. The Griz are now, appropriately, 37-24 all-time in the postseason, but hold a phenomenal 34-7 record at home, a .829 win percentage.

Seven of UM's 15 quarterfinal appearances have come under coach Bobby Hauck, who now sits at 5-2 in the round and 16-10 overall in the postseason at Montana.

Montana has faced NDSU four times in postseason play. The Griz lost in Fargo in the second round in both 2022 and 2015. UM also went 0-2 versus the Bison in the 1969 and 1970 Camelia Bowl, then the NCAA's College Division national title game held in Sacramento. Montana was without the use of some key transfer players in both of those contests.

COMIN' IN HOT: Montana enters the semifinal as one of the hottest teams in the nation right now as winners of nine straight with six of those wins coming against ranked teams. It's a streak that includes two playoff wins, a rivalry win over Montana State and a road win at Idaho, who also advanced to the quarters.

Including the win over Furman, the Griz have outscored their last six opponents 229-71.

If you take out the fourth quarter against Idaho and two big plays against Furman, UM has outscored opponents 249-57. In total, Montana has more than doubled-up its opponents this season with 420 points for, and 206 points against.

Delaware was the first team out of Montana's previous five opponents to put up more than 300 yards of total offense, dating all the way back to the October 28 game against Northern Colorado where the Griz allowed just 94 total yards.

THE LOUDEST FANS IN THE FCS: Griz Nation will once again need to crank the volume up to 11 inside Washington-Grizzly Stadium with the perennial powerhouse Bison coming to town.

After helping force three against Furman, the Montana faithful have now helped cause 21 false start penalties against visiting opponents this season.

NDSU comes to Missoula as the second-most penalized team in the MVFC with 84 flags thrown against the Bison for a total of 737 yards so far this season. Coincidentally, Montana is the second-most penalized team in the Big Sky this season with 88 flags.

POSESSION, POSSESSION, POSSESSION: Montana has one of the best turnover margins in the nation at +10 this week after breaking even against Furman with one interception for each team. The Griz are No. 10 in the FCS in turnover margin with 22 takeaways and 12 giveaways.

Montana's Trevin Gradney, who had the game-sealing pass breakup against Furman, has led the FCS for much of the season with 5 interceptions. He was recently surpassed by NDSU safety Cole Wisniewski, who now has 8 picks on the year.

THE NIGHTTIME IS THE RIGHT TIME: Montana extended its program record to eight night games this season against Furman last week, four of which were played in Missoula, also a record. Montana came out smiling, now at 8-0 in night games on the year.

Games under the lights at Washington-Grizzly Stadium have been especially good to the Griz, with UM going 4-for-4 this season at home and now sitting at 15-2 in night games since 2011.

Montana has hosted four playoff night games in the last two seasons, each a banger. In 2021 the Griz hosted EWU in a shootout under the lights, beating the Eagles 57-41 despite over 500 yards passing by the visitors. In 2022 the Griz hosted Southeast Missouri under the lights in the first round of the playoffs and rattled-off 31 unanswered points to beat SEMO 34-24 in a comeback for the ages. This year the Griz trounced Delaware 49-19 under the lights and took a sensational 35-28 overtime win last week against the Paladins.

Four of UM's eight night wins this year came on the road, which marks an impressive reversal of fortune for the Griz in recent years. Montana entered the season at 1-13 in road night games since 2011, and now sits at 5-13 under the lights away from home.

SEND 'EM BACK EAST: Equally as difficult for visitors in night games, Washington-Grizzly Stadium is also a house of terrors for teams from east of the Mississippi River against Montana.

Montana's win over Furman was the 38th for the Griz in their home venue and the 45th overall game against an Eastern team, with UM now at 38-7 all time against visitors from "back east."

Furman was Montana's fourth home game against an eastern team this season, also a stadium record. UM is now 4-0 against eastern teams after wins over Furman, Delaware, Butler (Indiana), and Ferris State (Michigan).

FAMILIAR FACE: Montana safety Ryder Meyer will have a friendly face across Montana's sideline on Saturday when his older brother Tucker comes to Missoula as part of the NDSU coaching staff.

After graduating from Rocky Mountain College, Tucker Meyer was a defensive graduate assistant for the Grizzlies under Hauck in 2019 before going on to work as a GA at Mississippi State under Mike Leach. After a year at Charlotte in 2022, he's now the outside linebacker coach for the Bison.

The Meyer brothers are natives of Fairfield, Montana, where their dad Les Meyer was a Hall of Fame coach.


MONTANA vs THE MVFC: Since the start of the Big Sky/Missouri Valley Conference Challenge Series in 2018, Montana has gone 5-1 in regular season games with five-straight wins. The Valley leads the overall series against the Big Sky 4-0-1.

The two conferences are home to two of the winningest programs in FCS history, and both square off on Saturday. Montana is now at 636 all-time wins while NDSU is at 785. The two storied teams are two of just six FCS teams west of the Mississippi with more than 600 all-time wins.

HEADS OR TAILS: That question has befuddled the Griz this season, with Montana losing eight-straight coin tosses, including the overtime toss against Furman. The good news: Montana is 8-0 when losing the toss and putting the offense on the field first, and 4-1 when winning the toss and deferring to the second half.



2023 NCAA Division I Football Championship



* Host Institution
 All times are Eastern time. Information subject to change.
 © 2023 National Collegiate Athletic Association. No commercial use without the NCAA's written permission.

MONTANA NUMERICAL ROSTER

No.	Name	Yr.	Pos.	Ht.	Wt.
0	Kale Edwards	R-Jr.	DE	6' 5"	235
2	Drew Deck	R-So.	WR	5' 9"	165
2	Ronald Jackson	R-So.	CB	6' 1"	190
3	TraJon Cotton	R-Sr.	S	6' 1"	204
3	Nick Williams	R-So.	WR	6' 5"	204
4	Nash Fouch	R-Sr.	S	6' 2"	207
4	Ryan Simpson	R-Jr.	WR	6' 6"	208
5	Junior Bergen	Jr.	WR	5' 11"	180
5	Garrett Graves	R-Sr.	S	6' 3"	210
6	Lamar Campbell	R-So.	CB	6' 1"	193
6	Keelan White	R-Jr.	WR	6' 2"	185
7	Sam Vidlak	R-So.	QB	6' 1"	201
7	Jelani Warren	R-Jr.	CB	6' 0"	194
8	Keali'i Ah Yat	Fr.	QB	6' 1"	181
8	Corbin Walker	Sr.	CB	5' 11"	183
9	David Koppang	R-Sr.	S	6' 0"	215
9	Sawyer Racanelli	R-Jr.	WR	6' 3"	204
10	Eli Gillman	R-Fr.	RB	6' 0"	206
10	TJ Rausch	R-So.	S	6' 3"	203
11	Cole Grossman	R-Jr.	TE	6' 4"	225
11	Gabe Longin	R-So.	S	5' 11"	194
12	Elijah Brady	Fr.	CB	6' 1"	157
12	Kris Brown	R-Jr.	QB	6' 4"	216
13	Xavier Harris	Jr.	RB	5' 10"	180
13	Ryder Meyer	R-Jr.	S	5' 9"	184
14	Aaron Fontes	Jr.	WR	6' 1"	170
14	Robert Whitehead	Sr.	CB	6' 1"	182
16	Tanner Barbour	Fr.	S	6' 2"	171
16	Kaden Huot	R-Fr.	QB	6' 4"	217
17	Kade Boyd	Fr.	S	6' 0"	188
17	Clifton McDowell	Sr.	QB	6' 4"	224
18	Sam Alford	R-Fr.	WR	6' 3"	186
18	Chase McGurran	R-Fr.	S	6' 0"	186
19	Padraig Lang	R-So.	S	6' 1"	186
19	Gage Sliter	Fr.	QB	6' 1"	187
23	Beau Dantic	R-Fr.	RB	5' 9"	192
24	Cameron Gurnsey	Fr.	WR	6' 0"	188
25	Jaxon Lee	Jr.	S	6' 1"	211
26	Nick Ostmo	Sr.	RB	6' 0"	218
27	Jordan Dever	Fr.	WR	6' 0"	164
27	Trevin Gradney	R-Jr.	CB	6' 0"	188
28	Travis Benham	R-Sr.	P	6' 3"	197
28	Isiah Childs	Jr.	RB	6' 1"	212
29	Tanner Huff	R-So.	CB	6' 0"	209
30	Colter Janacaro	R-So.	RB	5' 11"	207
31	Geno Leonard	R-So.	LB	5' 11"	228
32	Tyson Rostad	R-Fr.	S	6' 1"	198
33	Carson Rostad	Jr.	LB	6' 3"	229
34	Asher Croy	R-So.	LB	6' 0"	225
35	Braxton Hill	Sr.	LB	6' 2"	225
37	Levi Janacaro	R-Sr.	LB	6' 0"	235
38	Marcus Evans	R-Fr.	LB	6' 0"	226
39	Jace Kluczewich	R-So.	CB	5' 10"	171
40	Cooper Barnum	Jr.	LB	6' 2"	222
41	Brayton Boyer	Fr.	K	5' 11"	170
42	Riley Wilson	R-So.	LB	6' 2"	224

ALPHABETICAL

No.	Name	Yr.	Pos.	Hometown / Previous School
8	Keali'i Ah Yat	Fr.	QB	Coeur d'Alene, Idaho / Coeur d'Alene HS
18	Sam Alford	R-Fr.	WR	Kalispell, Mont. / Glacier HS
85	Micah Ashton	R-So.	TE	Detroit, Mich. / Belleville HS / Akron
16	Tanner Barbour	Fr.	S	Sacramento, Calif. / Inderkum HS / Oregon St.
88	Erik Barker	Jr.	TE	Oceanside, Calif. / Oceanside HS
64	Ethan Barney	R-Fr.	OL	Woodinville, Wash. / Woodinville HS
40	Cooper Barnum	Jr.	LB	Bozeman, Mont. / Senior HS
28	Travis Benham	R-Sr.	P	Billings, Mont. / Senior HS
5	Junior Bergen	Jr.	WR	Eureka, Mont. / Lincoln County HS
60	Dillon Botner	R-Jr.	OL	Lacey, Wash. / Sumner HS / Santa Barbara
17	Kade Boyd	Fr.	S	North Vancouver, B.C. / Handsworth Secondary
41	Brayton Boyer	Fr.	K	Applegate, Ore. / Hidden Valley HS / Boise St.
12	Elijah Brady	Fr.	CB	Oakland, Calif. / Bishop O'Dowd HS / UCLA
12	Kris Brown	R-Jr.	QB	Kaneohe, Hawaii / Kamehameha HS
79	Liam Brown	R-So.	OL	Renton, Wash. / Hazen Senior HS
51	Austin Buehler	Fr.	OL	Missoula, Mont. / Loyola Sacred Heart
6	Lamar Campbell	R-So.	CB	Brush Prairie, Wash. / Hockinson HS / Washington
66	Brandon Casey	Jr.	OL	Dassel, Minn. / Dassel-Cokato HS
28	Isiah Childs	Jr.	RB	Missoula, Mont. / Sentinel HS
63	Dylan Cohen	Fr.	OL	Vancouver, Wash. / Skyview HS
3	TraJon Cotton	R-Sr.	S	Great Falls, Mont. / Great Falls HS
34	Asher Croy	R-So.	LB	Seattle, Wash. / West Seattle HS
23	Beau Dantic	R-Fr.	RB	Bozeman, Mont. / Senior HS
2	Drew Deck	R-So.	WR	Oxnard, Calif. / Oxnard HS
47	Kellen Detrick	R-So.	DL	Fairfield, Mont. / Fairfield HS
27	Jordan Dever	Fr.	WR	Oxnard, Calif. / Oxnard HS
73	Colin Dreis	R-Jr.	OL	El Cajon, Calif. / Steele Canyon HS / Grossmont
0	Kale Edwards	R-Jr.	DE	Pullman, Wash. / Pullman HS
38	Marcus Evans	R-Fr.	LB	Helena, Mont. / Helena HS
82	Ian Finch	R-Fr.	WR	Billings, Mont. / Central HS
54	Tyler Flink	R-Sr.	LB	Spring, Texas / Spring HS / Central Arkansas
14	Aaron Fontes	Jr.	WR	Park City, Utah / Park City HS
57	AJ Forbes	R-Sr.	OL	Helena, Mont. / Helena HS
4	Nash Fouch	R-Sr.	S	Bozeman, Mont. / Senior HS
78	Lucas Freitas	Fr.	OL	Kalispell, Mont. / Glacier HS
45	Vincent Genatone	R-Fr.	LB	Laurel, Mont. / Laurel HS
10	Eli Gillman	R-Fr.	RB	Butte, Mont. / Butte HS
97	Grant Glasgow	R-Fr.	K	Missoula, Mont. / Sentinel HS
27	Trevin Gradney	R-Jr.	CB	Portland, Ore. / Lincoln HS
5	Garrett Graves	R-Sr.	S	Spokane, Wash. / Shadle Park HS
81	Joseph Grezszak	So.	TE	Billings, Mont. / Billings West HS
76	Journey Grimsrud	R-So.	OL	Pacifica, Calif. / Archbishop Riordan HS / San Jose St.
11	Cole Grossman	R-Jr.	TE	Manhattan, Kan. / Wamego HS / Akron
99	Alex Gubner	R-Sr.	DT	Butte, Mont. / Butte HS
24	Cameron Gurnsey	Fr.	WR	Missoula, Mont. / Big Sky HS
13	Xavier Harris	Jr.	RB	Missoula, Mont. / Sentinel HS
48	Hayden Harris	R-Jr.	DE	Hamilton, Mont. / Hamilton HS
53	Braunson Henriksen	R-Fr.	OL	Hamilton, Mont. / Hamilton HS
35	Braxton Hill	Sr.	LB	Bozeman, Mont. / Senior HS
29	Tanner Huff	R-So.	CB	Anaconda, Mont. / Anaconda HS
16	Kaden Huot	R-Fr.	QB	Missoula, Mont. / Big Sky HS
56	Garrett Hustedt	R-Jr.	DE	Helena, Mont. / Helena HS
2	Ronald Jackson	R-So.	CB	Frenchtown, Mont. / Sentinel HS
30	Colter Janacaro	R-So.	RB	Vancouver, Wash. / Skyview HS / Washington St.
37	Levi Janacaro	R-Sr.	LB	Madison, N.J. / Madison HS
92	Will Jenkins	Fr.	DL	Prosper, Texas / Prestonwood Christian HS / Hawaii
69	Noah Kaschmitter	Jr.	DL	

BIG SKY STANDINGS

SCHOOL	CONF	CONF %	OVERALL	OVERALL %	PF-PA	HOME	AWAY	NEUTRAL	STREAK
Montana *^	7-1	.875	12-1	.923	420-206	8-0	4-1	0-0	W9
Idaho ^	6-2	.750	9-4	.692	420-287	4-2	5-2	0-0	L1
Montana State ^	6-2	.750	8-4	.667	479-262	6-1	2-3	0-0	L2
UC Davis	5-3	.625	7-4	.636	283-269	3-2	4-2	0-0	W3
Northern Arizona	5-3	.625	5-6	.455	303-340	3-2	2-4	0-0	W2
Sacramento State ^	4-4	.500	8-5	.615	397-354	4-1	4-4	0-0	L1
Weber State	4-4	.500	6-5	.545	265-265	2-3	4-2	0-0	W3
Portland State	4-4	.500	5-6	.455	372-359	3-2	2-4	0-0	W1
Eastern Washington	3-5	.375	4-7	.364	355-397	3-2	1-4	0-1	L2
Idaho State	3-5	.375	3-8	.273	280-437	2-3	1-5	0-0	L4
Cal Poly	1-7	.125	3-8	.273	226-434	3-3	0-5	0-0	L3
Northern Colorado	0-8	.000	0-11	.000	154-367	0-5	0-6	0-0	L11

* Clinched Outright Big Sky Title

^ - FCS Playoff Berth



NUMERICAL ROSTER (CONT.)

43	Grayson Pibal	R-So.	LS	6' 3"	204	Clackamas, Ore. / Clackamas HS
44	Ryan Tirrell	R-Jr.	LB	6' 2"	230	Missoula, Mont. / Loyola Sacred Heart
45	Vincent Genatone	R-Fr.	LB	6' 1"	218	North Platte, Neb. / North Platte HS
46	Wyatt Wegener	R-So.	DL	6' 3"	226	Algona, Iowa / Algona HS / Iowa
47	Kellen Detrick	R-So.	DL	6' 3"	244	Havre, Mont. / Havre HS
48	Hayden Harris	R-Jr.	DE	6' 5"	252	Mill Creek, Wash. / Eastside Catholic HS / UCLA
49	Cooper Walton	R-Fr.	LB	6' 1"	218	Johnstown, Colo. / Roosevelt HS
50	Erich Osteen	R-Jr.	LB	6' 2"	214	Simi Valley, Calif. / Chaminade Prep / UCLA
51	Austin Buehler	Fr.	OL	6' 5"	243	Helena, Mont. / Capital HS
52	Cy Stevenson	Fr.	LB	6' 2"	201	Libby, Mont. / Libby HS
53	Braunson Henriksen	R-Fr.	OL	6' 5"	254	Polson, Mont. / Polson HS
54	Tyler Flink	R-Sr.	LB	5' 11"	225	Missoula, Mont. / Big Sky HS
55	Chris Walker	R-Sr.	OT	6' 6"	304	Lincoln, Neb. / East HS / Nebraska
56	Garrett Hustedt	R-Jr.	DE	6' 2"	245	Omaha, Neb. / Mount Michael Benedictine / Nebraska
57	AJ Forbes	R-Sr.	OL	6' 2"	300	Bellevue, Neb. / West HS / Nebraska
58	Clay Oven	Fr.	DE	6' 3"	194	Billings, Mont. / Central HS
59	Hayden Opitz	Fr.	LB	6' 2"	214	Helena, Mont. / Capital HS
60	Dillon Botner	R-Jr.	OL	6' 6"	285	Whitefish, Mont. / Whitefish HS
61	Hunter Mayginnnes	R-Sr.	OL	6' 5"	317	Chandler, Ariz. / Hamilton HS / Washington St.
63	Dylan Cohen	Fr.	OL	6' 1"	257	Seattle, Wash. / O'Day HS
64	Ethan Barney	R-Fr.	OL	6' 4"	290	Sumner, Wash. / Sumner HS
66	Brandon Casey	Jr.	OL	6' 5"	305	Sandpoint, Idaho / Sandpoint HS
69	Noah Kaschmitter	Jr.	DL	6' 3"	245	Grangeville, Idaho / Grangeville HS
69	Cannon Panfiloff	R-So.	OL	6' 6"	285	Roy, Utah / Roy HS / Utah Tech
72	Tate Templeton	Fr.	OL	6' 3"	291	Missoula, Mont. / Sentinel HS
73	Colin Dreis	R-Jr.	OL	6' 7"	270	Tucson, Ariz. / Salpointe Catholic HS
74	Kukila Lincoln	R-So.	OL	6' 5"	285	Kamuela, Hawaii / Hawaii Prep Academy
75	Declan McCabe	R-So.	OL	6' 4"	290	Waco, Texas / Midway HS
76	Journey Grimsrud	R-So.	OL	6' 3"	291	Huntley, Mont. / Huntley Project HS
77	Michael Ray	R-Fr.	OL	6' 3"	271	Yakima, Wash. / Selah HS
78	Lucas Freitas	Fr.	OL	6' 6"	312	Snoqualmie, Wash. / Mount Si HS
79	Liam Brown	R-So.	OL	6' 5"	301	Beaverton, Ore. / Sunset HS
80	Brady Lang	R-So.	WR	6' 1"	180	Bozeman, Mont. / Senior HS
81	Joseph Grezszak	So.	TE	6' 5"	249	Pilot Mountain, N.C. / East Surry HS / Louisburg
82	Ian Finch	R-Fr.	WR	6' 3"	202	Missoula, Mont. / Hellgate HS
83	Drew Klumph	R-Fr.	WR	5' 11"	184	Missoula, Mont. / Sentinel HS
83	Nico Ramos	R-Sr.	PK	5' 11"	199	Miami, Fla. / Ransom Everglades HS / Cal
84	Evan Shafer	Jr.	TE	6' 5"	278	Connersville, Ind. / Connersville HS / Hillsdale
85	Micah Ashton	R-So.	TE	6' 5"	240	San Diego, Calif. / Del Norte HS
86	Joe Weida	R-Fr.	TE	6' 4"	222	Missoula, Mont. / Sentinel HS
87	Jake Olson	R-So.	TE	6' 7"	254	Butte, Mont. / Butte HS
88	Erik Barker	Jr.	TE	6' 4"	245	Keizer, Ore. / McNary HS
89	Lucas Prendergast	Fr.	WR	6' 4"	214	Seattle, Wash. / Kings HS / Nevada
90	Jareb Ramos	R-Fr.	DL	6' 4"	265	Centennial, Colo. / Arapahoe HS
92	Will Jenkins	Fr.	DL	6' 5"	220	Everett, Wash. / Glacier Peak HS
93	Sloan McPherson	R-So.	DL	6' 4"	245	Savage, Mont. / Savage HS
94	Brendan Murphy	Fr.	DL	6' 2"	227	Seattle, Wash. / O'Dey HS
95	Dylan Smith	R-So.	DL	6' 4"	241	Whitehall, Mont. / Whitehall HS
96	Henry Nuce	Jr.	DL	6' 4"	241	Kalispell, Mont. / Glacier HS
97	Grant Glasgow	R-Fr.	K	6' 1"	191	Lawrence, Kan. / Lawrence HS / Kansas
98	Matai Mata'afa	R-So.	DL	6' 1"	230	Lahaina, Hawaii / Lahainaluna HS / Mississippi St.
99	Alex Gubner	R-Sr.	DT	6' 3"	284	West Hills, Calif. / Chaminade Prep

ALPHABETICAL (cont.)

39	Jace Kluczewich	R-So.	CB
83	Drew Klumph	R-Fr.	WR
9	David Koppang	R-Sr.	S
19	Padraig Lang	R-So.	S
80	Brady Lang	R-So.	WR
25	Jaxon Lee	Jr.	S
31	Geno Leonard	R-So.	LB
74	Kukila Lincoln	R-So.	OL
11	Gabe Longin	R-So.	S
98	Matai Mata'afa	R-So.	DL
61	Hunter Mayginnnes	R-Sr.	OL
75	Declan McCabe	R-So.	OL
17	Clifton McDowell	Sr.	QB
18	Chase McGurran	R-Fr.	S
93	Sloan McPherson	R-So.	DL
13	Ryder Meyer	R-Jr.	S
94	Brendan Murphy	Fr.	DL
96	Henry Nuce	Jr.	DL
87	Jake Olson	R-So.	TE
59	Hayden Opitz	Fr.	LB
50	Erich Osteen	R-Jr.	LB
26	Nick Ostmo	Sr.	RB
58	Clay Oven	Fr.	DE
69	Cannon Panfiloff	R-So.	OL
43	Grayson Pibal	R-So.	LS
89	Lucas Prendergast	Fr.	WR
9	Sawyer Racanelli	R-Jr.	WR
83	Nico Ramos	R-Sr.	PK
90	Jareb Ramos	R-Fr.	DL
10	TJ Rausch	R-So.	S
77	Michael Ray	R-Fr.	OL
32	Tyson Rostad	R-Fr.	S
33	Carson Rostad	Jr.	LB
84	Evan Shafer	Jr.	TE
4	Ryan Simpson	R-Jr.	WR
19	Gage Sliter	Fr.	QB
95	Dylan Smith	R-So.	DL
52	Cy Stevenson	Fr.	LB
72	Tate Templeton	Fr.	OL
44	Ryan Tirrell	R-Jr.	LB
7	Sam Vidlak	R-So.	QB
8	Corbin Walker	Sr.	CB
55	Chris Walker	R-Sr.	OT
49	Cooper Walton	R-Fr.	LB
7	Jelani Warren	R-Jr.	CB
46	Wyatt Wegener	R-So.	DL
86	Joe Weida	R-Fr.	TE
6	Keelan White	R-Jr.	WR
14	Robert Whitehead	Sr.	CB
3	Nick Williams	R-So.	WR
42	Riley Wilson	R-So.	LB

MONTANA COACHING STAFF

NAME	TITLE
Bobby Hauck (Montana 1988)	Head Coach
Brent Pease (Montana 1986)*	Offensive Coordinator / Quarterbacks
Ronnie Bradford (Colorado 1995)*	Defensive Coordinator / Safeties
Rob Phenicie (Memphis 1989)*	Asst. Head Coach / Tight Ends / Tackles
Justin Green (Montana 2004)	Recruiting Coordinator / Running Backs
Chad Germer (Montana 1993)	Centers / Guards
Bryce Erickson (NM Highlands 2006)	Tight Ends
Roger Cooper (Montana State 2004)	Linebackers
Kim McCloud (Hawaii 1991)	Cornerbacks
Mike Linehan (North Texas 2018)	Defensive Line
Tim Hauck (Montana 1980)*	Defensive Analyst
Timm Rosenbach (Washington State 1988)*	Sr. Offensive Analyst / Director Of High School Relations
Dan Ryan (Montana 2010)	Strength & Conditioning
Jimmy Morimoto (Phoenix 2002)	Director of Football Operations
Keaton Johnson (Montana 2021)	Director of Recruiting
Dustin Snyder	Director of Player Personnel / Video Coordinator
Will Hoge*	Defensive Graduate Assistant
Nate Simkins	Offensive Graduate Assistant

*= In the box



2023 ROSTER BREAKDOWN

2023 GRIZ PERSONNEL

Offensive Formation:	Multiple
Defensive Formation:	Multiple
Starters Returning [3+] (O/D):	15 9/6
Starters Lost [3+]:	8
Lettermen Returning (O/D):	44 (21O/21D/2S)
Lettermen Lost:	21
Returning All-Conference Performers:	7
Returning Academic All-Conference Performers:	29

RETURNING 2022 ALL-BIG SKY

1st team.....Hunter Mayginnes	R-Sr.	OG	6-5	1V
1st team.....Alex Gubner	R-Sr.	DT	6-3	3V
2nd team.....Tyler Flink	R-Sr.	ST	5-11	3V
3rd team.....AJ Forbes	R-Sr.	C	6-2	2V
3rd team.....Junior Bergen	Jr.	WR/RS	5-11	2V
HM.....Cole Grossman	R-Jr.	TE	6-4	3V
HM.....Levi Janacaro	R-Sr.	LB	6-0	3V

RETURNING STARTERS (3+ STARTS)

No.	Name	Yr.	Pos.	Career
3	TraJon Cotton	R-Sr.	S	18
4	Nash Fouch	R-Sr.	S	21
6	Keelan White	R-Jr.	WR	15
8	Corbin Walker	Sr.	CB	16
11	Cole Grossman	R-Jr.	TE	26
26	Nick Ostmo	R-Jr.	RB	12
35	Braxton Hill	Sr.	LB	10
37	Levi Janacaro	R-Sr.	LB	5
55	Chris Walker	R-Sr.	OT	14
57	AJ Forbes	R-Sr.	C	27
65	Hunter Mayginnes	R-Sr.	OG	21
66	Brandon Casey	Jr.	OT	15
76	Journey Grimsrud	R-So.	OG	6
79	Liam Brown	R-So.	OG	7
99	Alex Gubner	R-Sr.	DT	38
Offense: 9, Defense: 6				15 Total

2022 STARTERS LOST (3+ STARTS)

No.	Name	Yr.	Pos.	Ht.	Wt.
7	Lucas Johnson	R-Sr.	QB	6-3	215
80	Mitch Roberts	R-Sr.	WR	6-1	200
19	Malik Flowers	R-Sr.	WR	6-2	200
37	Marcus Welnel	R-Sr.	LB	6-1	225
58	Patrick O'Connell	R-Sr.	LB	6-2	225
92	Jacob McGourin	R-So.	DE	6-5	265
50	Deari Todd	R-Sr.	DE	6-2	272
6	Justin Ford	R-Sr.	CB	6-2	200
17	Robby Hauck	R-Sr.	S	5-10	185

OTHER TOP RETURNERS (5+ APPEARANCES)

No.	Name	Yr.	Pos.	2022 App.
85	Micah Ashton	R-So.	TE	11
88	Erik Barker	Jr.	TE	12
40	Cooper Barnum	Jr.	S	7
5	Junior Bergen	Jr.	WR	11
60	Dillon Botner	R-Jr.	OL	11
12	Kris Brown	R-Jr.	QB	7
28	Isiah Childs	Jr.	RB	8
21	Drew Deck	R-So.	WR	8
73	Colin Dreis	R-Jr.	OL	12
0	Kale Edwards	R-Jr.	DE	11
54	Tyler Flink	R-Sr.	LB	13
14	Aaron Fontes	Jr.	WR	12
27	Trevin Gradney	R-Jr.	CB	13
5	Garrett Graves	R-Sr.	S	12
13	Xavier Harris	Jr.	RB	12
56	Garrett Hustedt	R-Jr.	DE	11
69	Noah Kaschmitter	Jr.	DE	12
39	Jace Kluczewich	R-So.	CB	7
9	David Koppang	R-Sr.	S	12
25	Jaxon Lee	Jr.	S	11
74	Kukila Lincoln	R-So.	OL	6
13	Ryder Meyer	R-Jr.	S	12
96	Henry Nuce	Jr.	DL	13
43	Grayson Pibal	R-So.	LS	13
10	TJ Rausch	R-So.	S	10
33	Carson Rostad	Jr.	LB	12
4	Ryan Simpson	R-Jr.	WR	12
44	Ryan Tirrell	R-Jr.	LB	12
3	Nick Williams	R-So.	WR	5
29 Total				

2022 LETTERMEN

Alford, Eli	Grossman, Cole	Roberts, Mitch
Ashton, Micah	Gubner, Alex	Rohrbach, Patrick
Barker, Erik	Harris, Xavier	Rostad, Carson
Barnum, Cooper	Hauck, Robby	Simmons, Dylan
Bergen, Junior	Hill, Braxton	Simpson, Ryan
Bloemendaal, Gerrit	Hurlburt, Alex	Tirrell, Ryan
Botner, Dillon	Hustedt, Garrett	Todd, Deari
Brammer, Peyton	Janacaro, Levi	Walker, Chris
Brown, Kris	Johnson, Lucas	Walker, Corbin
Brown, Liam	Kanouse, Cody	Welnel, Marcus
Casey, Brandon	Kaschmitter, Noah	White, Keelan
Childs, Isiah	Kluczewich, Jace	
Cotton, TraJon	Knight, Marcus	
Dawson, Jayden	Koppang, David	
Deck, Drew	Lee, Jaxon	
Dreis, Colin	Lincoln, Kukila	
Edwards, Kale	Matthews, Michael	
Elwell, Joey	Mayginnes, Hunter	
Flink, Tyler	McGourin, Jacob	
Flowers, Malik	Meyer, Ryder	
Fontes, Aaron	Nuce, Henry	
Forbes, AJ	O'Connell, Patrick	
Ford, Justin	Ostmo, Nick	
Fouch, Nash	Pibal, Grayson	
Gradney, Trevin	Ramos, Nico	
Graves, Garrett	Rausch, TJ	
Grimsrud, Journey	Rensvold, Matt	

2023 NEWCOMERS

2023 INCOMING FRESHMEN

Name	Pos.	Ht.	Wt.	Hometown (Previous School)
Keali'i Ah Yat	QB	6-1	185	Kaneohe, Hawaii / Kamehameha HS
Tanner Barbour	S	6-2	175	Pullman, Wash. / Pullman HS
Brayton Boyer	K	5-11	180	Madison, N.J. / Madison HS
Kade Boyd	S	6-0	185	Billings, Mont. / Central HS
Elijah Brady	CB	6-1	175	Seattle, Wash. / West Seattle HS
Austin Buehler	OL	6-5	250	Helena, Mont. / Capital HS
Dylan Cohen	OL	6-1	280	Seattle, Wash. / O'Day HS
Jordan Dever	WR	6-0	170	Spokane, Wash. / Shadle Park HS
Lucas Freitas	OL	6-6	295	Snoqualmie, Wash. / Mount Si HS
Cameron Gurnsey	WR	6-0	180	Butte, Mont. / Butte HS
Hayden Opitz	LB	6-2	215	Helena, Mont. / Capital HS
Clay Oven	LB	6-2	205	Billings, Mont. / Central HS
Gage Sliter	QB	6-1	180	Kalispell, Mont / Glacier HS
Cy Stevenson	LB	6-2	210	Libby, Mont. / Libby HS
Tate Templeton	OL	6-3	270	Missoula, Mont. / Sentinel HS
Jaxon Tucker	DL	6-3	240	Billings, Mont. / West HS
Iverson Young	RB	5-10	196	Waxahachie, Texas / Waxahachie HS

2023 TRANSFERS

Name	Pos.	Yr.	Ht.	Wt.	Hometown (Previous School)
Travis Benham	P	R-Sr.	6-3	210	Pacifica, Calif. / Archbishop Riordan HS / San Jose St.
Lamar Campbell	CB	R-So.	6-1	190	Lacy, Wash. / Sumner HS / Washington St. / Santa Barbara CC
Grant Glasgow	K	R-Fr.	6-1	195	Lawrence, Kan. / Lawrence HS / Kansas
Joseph Grezma	TE	So.	6-5	249	Pilot Mountain, N.C. / East Surry HS / Louisburg
Hayden Harris	DE	R-Sr.	6-5	251	Mill Creek, Wash. / Eastside Catholic HS / UCLA
Ronald Jackson	S	R-So.	6-1	195	Detroit, Mich. / Belleville HS / Akron
Matai Mata'afa	DL	R-So.	6-1	220	Lahaina, Hawaii / Lahainaluna HS / Mississippi St.
Clifton McDowell	QB	Sr.	6-4	220	Spring, Texas / Louisiana / Kilgore / Central Arkansas
Erich Osteen	LB	R-Jr.	6-2	220	Simi Valley, Calif. / Chaminade Prep / UCLA
Cannon Panfiloff	OT	R-So.	6-6	285	Roy, Utah / Roy HS / Utah Tech
Lucas Pendergast	WR	R-Fr.	6-4	210	Seattle, Wash. / Kings HS / Nevada
Evan Shafer	TE	Jr.	6-5	270	Connersville, Ind. / Connersville HS / Hillsdale
Sam Vidlak	QB	R-So.	6-1	195	Applegate, Ore. / Hidden Valley HS / Oregon St. / Boise St.
Jelani Warren	CB	R-Jr.	6-0	199	Oakland, Calif. / Bishop O'Dowd HS / UCLA
Riley Wilson	LB	R-So.	6-2	210	Prosper, Texas / Prestonwood Christian HS / Hawaii



WELCOME TO

Griz

SIGNING DAY

× *Committed*

2023 GRIZ FOOTBALL TWO-DEEP



WEEK 16 - NDSU

OFFENSE

(MULTIPLE)

QUARTERBACK

- 17 Clifton McDowell..... 6-4 224 Sr.
- 8 Keali'i Ah Yat..... 6-1 181 Fr.

WIDE RECEIVER (X)

- 6 Keelan White 6-2 185 R-Jr.
- 4 Ryan Simpson 6-6 208 R-Jr.

WIDE RECEIVER (Z)

- 14 Aaron Fontes 6-1 170 Jr.
- 9 Sawyer Racanelli..... 6-3 204 R-Jr.

WIDE RECEIVER (F)

- 5 Junior Bergen 5-11 180 Jr.
- 2 Drew Deck..... 5-9 165 R-So.

TIGHT END

- 84 Evan Shafer..... 6-5 278 Jr.
- 88 Erik Barker..... 6-4 245 Jr.

TAILBACK

- 10 Eli Gillman 6-0 206 R-Fr. **-OR-**
- 26 Nick Ostmo..... 6-0 218 Sr.

LEFT TACKLE

- 55 Chris Walker 6-6 304 R-Sr.
- 69 Cannon Panfiloff..... 6-6 285 R-So.

LEFT GUARD

- 79 Liam Brown 6-5 301 R-So. **-OR-**
- 61 Hunter Mayginnes .. 6-5 317 R-Sr.

CENTER

- 57 AJ Forbes 6-2 300 R-Sr.
- 75 Declan McCabe..... 6-4 290 R-So.

RIGHT GUARD

- 76 Journey Grimsrud..... 6-3 291 R-So.
- 74 Kukila Lincoln 6-5 285 R-So.

RIGHT TACKLE

- 66 Brandon Casey..... 6-5 305 Jr.
- 73 Colin Dreis..... 6-7 270 R-Jr.

DEFENSE

(MULTIPLE)

LINEBACKER

- 35 Braxton Hill 6-2 225 Sr
- 33 Carson Rostad 6-3 229 Jr.

LINEBACKER

- 44 Ryan Tirrell 6-2 230 R-Jr. **-OR-**
- 54 Tyler Flink 5-11 225 R-Sr.

LINEBACKER

- 37 Levi Janacaro 6-0 235 R-Sr. **-OR-**
- 42 Riley Wilson..... 6-2 224 R-So.

DEFENSIVE END

- 48 Hayden Harris 6-5 252 R-Jr.
- 98 Matai Mata'afa..... 6-1 230 R-So.

DEFENSIVE END

- 0 Kale Edwards 6-5 235 R-Jr. **-OR-**
- 56 Garrett Hustedt..... 6-2 245 R-Jr.

NOSE

- 99 Alex Gubner 6-3 284 R-Sr.
- 47 Kellen Detrick 6-3 244 R-So.

CORNERBACK

- 8 Corbin Walker..... 5-11 183 Sr.
- 39 Jace Kluczewich..... 5-10 171 R-So.

CORNERBACK

- 27 Trevin Gradney 6-0 188 R-Jr.
- 2 Ronald Jackson..... 6-1 190 R-So.

FREE SAFETY

- 4 Nash Fouch 6-2 207 R-Sr. **-OR-**
- 25 Jaxon Lee..... 6-1 211 Jr.

NICKEL

- 3 TraJon Cotton..... 6-1 204 R-Sr.
- 10 TJ Rausch 6-3 203 R-So.

STRONG SAFETY

- 13 Ryder Meyer 5-9 184 R-Jr
- 5 Garrett Graves..... 6-3 210 R-Sr.

SPECIALISTS

PUNTER

- 28 Travis Benham 6-3 197 R-Sr.

KICKER

- 83 Nico Ramos..... 5-11 199 R-Sr.
- 97 Grant Glasgow 6-1 191 R-Fr.

PUNT RETURN

- 5 Junior Bergen 5-11 180 Jr.
- 6 Drew Deck..... 5-9 165 R-So.

KICKOFF RETURN

- 5 Junior Bergen 5-11 180 Jr.
- 5 Garrett Graves..... 6-3 210 R-Sr.

HOLDER

- 13 Ryder Meyer..... 5-9 184 R-Jr.

SNAPPER

- 43 Grayson Pibal..... 6-3 204 R-So.

PRONUNCIATION

- 3 TraJon Cotton: TRAY-jon
- 4 Nash Fouch: FOWCH (like couch)
- 7 Sam Vidlak: VID-laak
- 8 Keali'i Ah Yat: KAY-a-LEE-ee Ah YAHT
- 9 Sawyer Racanelli: RACK-a-nell-EE
- 9 David Koppang: KOH-pang
- 10 TJ Rausch: ROWSH
- 13 Xavier Harris: ZAVIER
- 14 Aaron Fontes: FONTS
- 16 Kaden Huot: HEW-it
- 19 Padraig Lang: PAHD-rag
- 27 Trevin Gradney: GRAD-knee
- 30 Colter Janacaro: JAN-a-CARE-o
- 37 Levi Janacaro: JAN-a-CARE-o
- 43 Grayson Pibal: PIE-bal
- 44 Ryan Tirrell: TEER-al
- 56 Garrett Hustedt: HEW-stead
- 61 Hunter Mayginnes: MAY-guinness
- 69 Cannon Panfiloff: PAN-fill-OFF
- 73 Colin Dreis: DREES
- 74 Kukila Lincoln: KOO-KEE-la
- 99 Alex Gubner: GUHB-ner

COACHES:

- Bobby Hauck: HOW-k
- Brent Pease: PEAS
- Timm Rosenbach: ROSE-en-BAW
- Chad Germer: JER-mer
- Rob Phenicie: FEN-iss-EE
- Jimmy Morimoto: MOR-lee-MOE-toe

* Two-Deep is projected, and subject to change

2023 GRIZ START CHART



www.gogriz.com
THE OFFICIAL WEBSITE OF GRIZZLY ATHLETICS

GAME-BY-GAME STARTERS

OFFENSE	QB	WR (X)	WR (Z)	WR (F)/TE	TE	TB	LT	LG	C	RG	RT
Butler	Vidlak	White	Racanelli	Bergen	Olson	Gillman	Walker	Lincoln	Forbes	Grimsrud	Casey
Utah Tech	McDowell	White	Fontes	Shafer	Olson	Gillman	Walker	Mayginnes	Forbes	Grimsrud	Casey
Ferris State	Vidlak	White	Fontes	Bergen	Barker	Gillman	Walker	Mayginnes	Forbes	Grimsrud	Casey
N. Arizona	Vidlak	White	Fontes	Bergen	Olson	Gillman	Walker	Mayginnes	Forbes	Grimsrud	Casey
Idaho State	McDowell	White	Fontes	Bergen	Shafer	Gillman	Walker	Brown	Forbes	Grimsrud	Casey
UC Davis	McDowell	White	Fontes	Deck	Shafer	Gillman	Walker	Brown	Forbes	Grimsrud	Casey
Idaho	McDowell	White	Fontes	Bergen	Shafer	Gillman	Walker	Brown	Forbes	Grimsrud	Casey
N. Colorado	McDowell	White	Fontes	Barker	Shafer	Ostmo	Walker	Brown	Forbes	Grimsrud	Casey
Sacramento St.	McDowell	White	Fontes	Bergen	Shafer	Gillman	Walker	Brown	Forbes	Grimsrud	Casey
Portland St.	McDowell	White	Racanelli	Bergen	Shafer	Gillman	Walker	Brown	Forbes	Grimsrud	Casey
Montana St.	McDowell	White	Fontes	Bergen	Shafer	Gillman	Walker	Panfiloff	Forbes	Grimsrud	Casey
Delaware	McDowell	White	Fontes	Baker	Shafer	Gillman	Walker	Panfiloff	Forbes	Grimsrud	Casey
Furman	McDowell	White	Fontes	Bergen	Shafer	Gillman	Panfiloff	McCabe	Forbes	Grimsrud	Casey
NDSU											

DEFENSE	LB	LB	LB	DE	DE	NOSE	CB	CB	Nickel	S	S
Butler	Hill	Tirrell	Wilson	Harris	Edwards	Gubner	Walker	Gradney	Cotton	Fouch	Meyer
Utah Tech	Hill	Tirrell	Wilson	Harris	Edwards	Gubner	Walker	Gradney	Cotton	Fouch	Meyer
Ferris State	Hill	Tirrell	Janacaro	Harris	Edwards	Gubner	Walker	Gradney	Cotton	Fouch	Meyer
N. Arizona	Hill	Flink	Janacaro	Harris	Hustedt	Gubner	Walker	Gradney	Cotton	Fouch	Meyer
Idaho State	Hill	Tirrell	Janacaro	Harris	Edwards	Gubner	Walker	Gradney	Cotton	Fouch	Meyer
UC Davis	Hill	Tirrell	Janacaro	Harris	Edwards	Gubner	Walker	Gradney	Cotton	Fouch	Meyer
Idaho	Hill	Flink	Janacaro	Harris	Edwards	Gubner	Walker	Gradney	Cotton	Fouch	Meyer
N. Colorado	Hill	Flink	Janacaro	Harris	Edwards	Gubner	Walker	Gradney	Cotton	Fouch	Meyer
Sacramento St.	Hill	Flink	Janacaro	Harris	Edwards	Gubner	Walker	Jackson	Cotton	Fouch	Meyer
Portland St.	Hill	Tirrell	Janacaro	Harris	Edwards	Gubner	Walker	Jackson	Cotton	Fouch	Meyer
Montana St.	Hill	Tirrell	Flink	Harris	Edwards	Gubner	Walker	Jackson	Cotton	Fouch	Meyer
Delaware	Hill	Flink	Janacaro	Harris	Edwards	Gubner	Walker	Gradney	Cotton	Fouch	Meyer
Furman	Hill	Flink	Janacaro	Harris	Edwards	Gubner	Walker	Gradney	Cotton	Fouch	Meyer
NDSU											

SPECIALISTS	P	PK	KO	H	LS	PR	KR	KR
Butler	Benham	Glasgow	Glasgow	Meyer	Pibal	Bergen	Bergen	Graves
Utah Tech	Benham	Glasgow	Glasgow	Meyer	Pibal	Bergen	Bergen	Graves
Ferris State	Benham	Glasgow	Glasgow	Meyer	Pibal	Bergen	Bergen	Graves
N. Arizona	Benham	Glasgow	Glasgow	Meyer	Pibal	Bergen	Bergen	Graves
Idaho State	Benham	Glasgow	Glasgow	Meyer	Pibal	Bergen	Bergen	Graves
UC Davis	Benham	Glasgow	Glasgow	Meyer	Pibal	Bergen	Bergen	Graves
Idaho	Benham	Glasgow	Glasgow	Meyer	Pibal	Bergen	Bergen	Graves
N. Colorado	Benham	Glasgow	Glasgow	Meyer	Pibal	Bergen	Bergen	Graves
Sacramento St.	Benham	Ramos	Ramos	Benham	Pibal	Bergen	Bergen	Graves
Portland St.	Benham	Ramos	Ramos	Benham	Pibal	Bergen	Bergen	Graves
Montana St.	Benham	Ramos	Glasgow	Benham	Pibal	Bergen	Bergen	Graves
Delaware	Benham	Ramos	Glasgow	Benham	Pibal	Bergen	Bergen	Graves
Furman	Benham	Ramos	Glasgow	Benham	Pibal	Bergen	Bergen	Graves
NDSU								

CAREER STARTS BY POSITION

OFFENSE

QB	WR (X)	WR (Z)	WR (F)/TE	TE	TB	LT	LG	C	RG	RT
McDowell 10	White 27	Fontes 11	Bergen 14	Shafer 9	Gillman 12	Walker 26	Brown 14	Forbes 40	Grimsrud 18	Casey 28
Vidlak 3	Simpson	Racanelli 2	Deck 1	Olson 3	Ostmo 13	Panfiloff 3	Mayginnes 24	McCabe 1	Lincoln 1	Dries

DEFENSE

LB	LB	LB	DE	DE	NOSE	CB	CB	Nickel	S	S
Hill 23	Janacaro 16	Wilson 2	Harris 13	Edwards 12	Gubner 51	Walker 29	Gradney 10	Cotton 31	Fouch 34	Meyer 13
Flink 7	Tirrell 7	Rostad	Mata'afa	Hustedt 2	Detrick	Kluczewich	Jackson 3	Rausch	Lee	Graves 6

2023 GRIZ GAME BREAKERS

GRIZ TURNOVER DIFFERENTIAL

Opponent	Differential	TAKEAWAYS			GIVEAWAYS		
		Interceptions	Fumbles	Total	Interceptions	Fumbles	Total
Butler	E	1	1	2	2	0	2
Utah Tech	+3	3	1	4	0	1	1
Ferris State	E	1	0	1	1	0	1
N. Arizona	E	2	0	2	1	1	2
Idaho State	+2	2	0	2	0	0	0
UC Davis	E	0	2	2	0	2	2
Idaho	+3	2	1	3	0	0	0
N. Colorado	+1	2	0	2	1	0	1
Sacramento St.	-1	0	0	0	1	0	1
Portland St.	E	0	0	0	0	0	0
Montana St.	+1	1	0	1	0	0	0
Delaware	+1	1	1	2	1	0	1
Furman	E	1	0	1	1	0	1
TOTAL	+10	16	6	22	8	4	12

POINTS OFF TURNOVERS	
Montana	Opponents
74	37

Score by qtr. 1st ..2nd . 3rd ..4th .. OT Total

Montana103 ..153 ..95 ..627420

Opponents4859 ..56430206

Score by qtr. 1st2nd 3rd4th OT..... Total

North Dakota St 162157931247543

Opponents796451686268

GRIZ SCORING DRIVES

Opponent	Qtr/Time	Score	Drive	BU/UM
Butler	1st/14:00	Bergen,Junior 54 yd pass from Vidlak,Sam (Glasgow,Grant kick) 3 plays, 68 yards	TOP 00:55	0/7
	09:45	Glasgow,Grant 23 yd field goal 4 plays, 4 yards	TOP 01:30	0/10
	2nd/09:43	Glasgow,Grant 49 yd field goal 14 plays, 44 yards	TOP 05:35	3/13
	03:05	Harris,Xavier 3 yd run (Meyer,Ryder rush), 7 plays, 68 yards	TOP 02:50	6/21
	3rd/03:41	Gillman,Eli 24 yd run (Glasgow,Grant kick), 3 plays, 50 yards	TOP 01:00	20/28
	4th/06:34	McDowell,Clifton 1 yd run (Glasgow,Grant kick), 9 plays, 63 yards	TOP 04:29	20/35
Qtr/Time Score Drive UM/UT				
Utah Tech	1st/10:26	Ostmo,Nick 4 yd run (Glasgow,Grant kick)	7 plays, 43 yards, TOP 03:20	7/0
	04:44	Gillman,Eli 2 yd run (Glasgow,Grant kick)	9 plays, 63 yards, TOP 04:10	14/0
	2nd/12:41	Ostmo,Nick 46 yd run (Harris,Xavier rush)	5 plays, 77 yards, TOP 02:12	22/0
	05:08	Bergen,Junior 47 yd punt return (Glasgow,Grant kick)		29/0
	00:39	Gillman,Eli 2 yd run (Glasgow,Grant kick)	8 plays, 53 yards, TOP 02:52	36/0
	3rd/00:28	Shafer,Evan 1 yd pass from Vidlak,Sam (Ramos,Nico kick)	6 plays, 65 yards, TOP 02:50	43/0
Qtr/Time Score Drive FSU/UM				
Ferris St.	1st/04:08	Glasgow,Grant 43 yd field goal	10 plays, 45 yards, TOP 03:32	0/3
	3rd/07:45	Gillman,Eli 1 yd run (Glasgow,Grant kick)	6 plays, 40 yards, TOP 02:25	10/10
	01:39	Ostmo,Nick 3 yd run (Glasgow,Grant kick)	4 plays, 30 yards, TOP 01:29	10/17
Qtr/Time Score Drive UM/NAU				
NAU	2nd/08:31	Fontes,Aaron 4 yd pass from Vidlak,Sam (Glasgow kick failed)	2 plays, 4 yards, TOP 00:33	6/14
	2nd/02:48	Harris,Xavier 24 yd run (Meyer,Ryder rush)	7 plays, 75 yards, TOP 02:17	14/21
Qtr/Time Score Drive ISU/UM				
ISU	1st/09:21	McDowell,Clifton 8 yd run (Glasgow,Grant kick)	11 plays, 58 yards, TOP 05:34	0/7
	3rd/12:40	Fontes,Aaron 2 yd pass from McDowell,Clifton (Glasgow,Grant kick)	6 plays, 50 yards, TOP 02:14	7/14
	3rd/05:09	Shafer,Evan 15 yd pass from Racanelli,Sawyer (Glasgow,Grant kick)	9 plays, 75 yards, TOP 04:35	14/21
	4th/07:37	Gillman,Eli 3 yd run (Glasgow,Grant kick)	12 plays, 67 yards, TOP 06:29	20/28
Qtr/Time Score Drive UM/UCD				
UCD	1st/05:51	White,Keelan 21 yd pass from McDowell,Clifton (Glasgow,Grant kick)	8 plays, 58 yards, TOP 04:19	7/0
	2nd/05:21	Fontes,Aaron 11 yd pass from McDowell,Clifton (Glasgow,Grant kick)	9 plays, 65 yards, TOP 04:57	14/13
	01:12	Fontes,Aaron 41 yd pass from McDowell,Clifton (Glasgow,Grant kick)	5 plays, 66 yards, TOP 00:54	21/20
	3rd/02:32	Gillman,Eli 85 yd run (Glasgow,Grant kick)	1 plays, 85 yards, TOP 00:15	28/20
	4th/07:03	Glasgow,Grant 38 yd field goal	4 plays, 5 yards, TOP 01:29	31/20

GRIZ SCORING DRIVES - CONT.

	Qtr/Time	Score	Drive	UM/UI
Idaho	1st/09:11	Glasgow,Grant 44 yd field goal	11 plays, 49 yards, TOP 05:49	3/0
	03:36	Bergen,Junior 76 yd pass from McDowell,Clifton (Glasgow,Grant kick)	5 plays, 95 yards, TOP 02:40	10/0
	2nd/09:22	McDowell,Clifton 8 yd run (Glasgow,Grant kick)	8 plays, 93 yards, TOP 04:00	17/0
	02:12	Glasgow,Grant 46 yd field goal	12 plays, 39 yards, TOP 05:12	20/0
	4th/11:43	Glasgow,Grant 44 yd field goal	7 plays, 18 yards, TOP 03:38	23/7
N. Colo.	2nd/11:58	Lee,Jaxon 48 yd interception (Ramos,Nico kick)		0/7
	01:25	Bergen,Junior 21 yd pass from Ah Yat,Keali'i (Ramos,Nico kick)	4 plays, 40 yards, TOP 00:32	0/14
	3rd/09:08	Gillman,Eli 6 yd run (Ramos Kick failed)	7 plays, 68 yards, TOP 03:11	0/20
	3rd/08:17	Hill,Braxton 34 yd interception (Meyer pass attempt failed)		0/26
	4th/10:16	Racanelli,Sawyer 20 yd pass from McDowell,Clifton (Ramos,Nico kick)	7 plays, 43 yards, TOP 03:24	0/33
05:00	Gillman,Eli 4 yd run (Ramos,Nico kick)	9 plays, 75 yards, TOP 04:24	0/40	
Sac St.	1st/00:39	Gillman,Eli 8 yd run (Ramos,Nico kick)	13 plays, 75 yards, TOP 06:06	7/7
	2nd/13:35	Ostmo,Nick 9 yd run (Ramos,Nico kick)	2 plays, 33 yards, TOP 00:34	7/14
	08:00	Fontes,Aaron 9 yd pass from McDowell,Clifton (Ramos,Nico kick)	7 plays, 77 yards, TOP 03:45	7/21
	4th/11:03	White,Keelan 97 yd pass from McDowell,Clifton (Ramos,Nico kick)	2 plays, 99 yards, TOP 00:48	7/28
	07:11	Ostmo,Nick 10 yd run (Ramos kick failed)	6 plays, 75 yards, TOP 03:18	7/34
Portland St.	1st/04:49	McDowell,Clifton 1 yd run (Ramos,Nico kick)	12 plays, 77 yards, TOP 05:59	7/3
	2nd/14:20	Ostmo,Nick 4 yd run (Ramos,Nico kick)	9 plays, 38 yards, TOP 03:47	14/3
	07:56	McDowell,Clifton 20 yd run (Ramos,Nico kick)	9 plays, 71 yards, TOP 04:07	21/3
	00:00	Ramos,Nico 19 yd field goal	12 plays, 82 yards, TOP 02:20	24/3
	3rd/08:29	McDowell,Clifton 8 yd run (Ramos,Nico kick)	4 plays, 75 yards, TOP 01:08	31/3
00:44	Ramos,Nico 36 yd field goal	12 plays, 50 yards, TOP 05:20	34/10	
Montana St.	1st/08:50	Gillman,Eli 4 yd run (Ramos,Nico kick)	14 plays, 75 yards, TOP 06:10	0/7
	04:21	McDowell,Clifton 4 yd run (Ramos,Nico kick)	7 plays, 70 yards, TOP 02:52	0/14
	2nd/09:31	Ramos,Nico 40 yd field goal	9 plays, 52 yards, TOP 05:52	0/17
	00:00	Ramos,Nico 33 yd field goal	1 plays, 15 yards, TOP 00:01	0/20
	3rd/10:08	Bergen,Junior 20 yd pass from McDowell,Clifton (Ramos,Nico kick)	6 plays, 50 yards, TOP 02:42	7/27
00:03	Ramos,Nico 29 yd field goal	12 plays, 41 yards, TOP 06:23	7/30	
4th/06:50	Ostmo,Nick 64 yd run (Ramos,Nico kick)	2 plays, 69 yards, TOP 00:55	7/37	
Delaware	1st/05:21	Ramos,Nico 43 yd field goal	16 plays, 54 yards, TOP 07:30	0/3
	03:31	Harris,Xavier 27 yd run (Ramos,Nico kick)	1 plays, 27 yards, TOP 00:10	0/10
	2nd/14:51	Ostmo,Nick 35 yd run (2 point failed)	2 plays, 60 yards, TOP 00:36	0/16
	10:22	Ramos,Nico 30 yd field goal	8 plays, 60 yards, TOP 03:31	6/19
	06:37	White,Keelan 55 yd pass from McDowell,Clifton (Ramos,Nico kick)	3 plays, 61 yards, TOP 01:19	6/26
	05:43	0 yd safety		6/28
	03:41	McDowell,Clifton 20 yd run (Ramos,Nico kick)	5 plays, 50 yards, TOP 01:50	6/35
	3rd/10:10	Lee,Jaxon 56 yd fumble recovery (Ramos,Nico kick)		12/42
06:36	Shafer,Evan 25 yd pass from McDowell,Clifton (Ramos,Nico kick)	7 plays, 43 yards, TOP 03:02	12/49	
Furman	1st/14:47	Bergen,Junior 99 yd kickoff return (Ramos,Nico kick)		0/7
	06:44	McDowell,Clifton 8 yd run (Ramos,Nico kick)	2 plays, 48 yards, TOP 00:44	7/14
	2nd/14:56	Ramos,Nico 39 yd field goal	11 plays, 53 yards, TOP 05:25	14/17
	08:15	Ramos,Nico 28 yd field goal	12 plays, 61 yards, TOP 04:48	14/20
	4th/9:40	Bergen,Junior 59 yd punt return (Racanelli,Sawyer pass)		21/28
	OT.....	White,Keelan 13 yd pass from McDowell,Clifton (Ramos,Nico kick)	4 plays, 25 yards	28/35

HEAD COACH BOBBY HAUCK



BOBBY HAUCK HEAD COACH

other coach in FCS football, led the Grizzlies to three national championship appearances, and won seven-straight Big Sky Conference championships.

In his first stint at UM, Hauck's Grizzlies out-scored their opponents 3,079-1,795 in his 97-game tenure. He also coached 37 first-team All-Big Sky selections. His 82 percent winning average was the highest in the FCS at the time, and he led UM to three perfect seasons in Big Sky play with a 47-6 league record, winning at least a share of the Big Sky title in each of his seven seasons.

2023 will be his seven-teenth year as a college football head coach, his 12th overall year at Montana, and the fifth year of his second stint as Grizzly head coach.

In 2018 Hauck became the winningest coach in Montana history, surpassing the great Don Read with 86 wins in eight seasons. Hauck is also the winningest coach in Big Sky history (by win percentage) and is the fastest coach in league history to reach the 40, 50, 60, 70, and 80-win plateaus. He also picked up his 100th overall win and his 50th Big Sky win in 2018.

Entering the 2023. season Hauck is on the cusp of becoming the winningest coach in Big Sky Conference history. He sits just seven wins shy of former NAU head coach (an long-time Montana assistant) Jerome Souers' record of 123 overall career wins.

In his first tenure at UM from 2003-2009 Hauck won more games than any

and Special Teams Coordinator at San Diego State.

He began his coaching career with the Grizzlies in 1988 after earning a bachelor's degree in business and physical education at Montana in 1987.

From 2010-2014 Hauck served as head coach and special teams coordinator at UNLV. As head coach, he led the Rebels to the Heart of Dallas Bowl in 2013 - their only winning season since 2000, only the fourth bowl game in UNLV history, and the first to be played on New Year's Day.

In 2015, Hauck accepted the role as special teams coordinator at San Diego State under legendary head coach Rocky Long. There he coached kick returner Rashaad Penny, a three-time Mountain West Special Teams Player of the Year and 2017 Offensive Player of the Year - the only player in league history to win both awards in the same season. Penny also holds the NCAA record for career kick returns for a touchdown (7).

In 2022 Hauck's special teams at Montana set more records when Malik Flowers tied Penny's NCAA record with his seventh kickoff return for a touchdown and broke the FCS record for career kick return yards with 2,659.

Hauck's son Robby also finished his playing career at Montana as a record breaker, setting a new UM and Big Sky record for tackles with 482, the sixth-most in FCS history.

He is a three-time Big Sky Conference Coach of the Year and was named the D1-AA (FCS) Region 5 Coach of the Year in 2006. He was also a finalist for the Eddie Robinson Coach of the Year award in 2009.

Under Hauck, the Grizzlies have also excelled in the classroom. From 2003-2009, Montana placed 104 football players on Academic All-Big Sky teams, the most, or second most in the league each year. In each of those seasons, football student-athletes also graduated at a higher rate than their campus counterparts, including a remarkable 90 percent rate in 2005.

Since returning in 2018 Hauck's Grizzlies have posted the highest grade point averages in program history, averaging over a 3.0 each year.

The UM alum returned to his native Montana in 2017 after five seasons as the head coach at UNLV, and three seasons serving as the Associate Head Coach

THE HAUCK FILE

Head coaching experience

Year	Team	Overall	Conf. (Finish)
2003	Montana	9-4	5-2 (T-1st)
2004	Montana	12-3	6-1 (T-1st)
2005	Montana	8-4	5-2 (T-1st)
2006	Montana	12-2	8-0 (1st)
2007	Montana	11-1	8-0 (1st)
2008	Montana	14-2	7-1 (T-1st)
2009	Montana	14-1	8-0 (1st)
2018	Montana	6-5	4-4 (4th)
2019	Montana	10-4	6-2 (T-2nd)
2020-21	Montana	2-0	0-0
2021	Montana	10-3	6-2 (T-3rd)
2022	Montana	8-5	4-4
2023	Montana	12-1	7-1
Montana		128-35	74-19
2010	UNLV	2-11	2-6 (7th)
2011	UNLV	2-10	1-6 (T-6th)
2012	UNLV	2-11	2-6 (8th)
2013	UNLV	7-6	5-3 (T-3rd)
2014	UNLV	2-11	1-7 (6th)
UNLV		15-49	11-28
Overall		143-84	85-47

Hauck Timeline

Years	Team
1988-1989	Montana (DB/DL)
1990-1992	UCLA (Recruiting/DB/ST/GA)
1993-1994	Northern Arizona (OLB)
1995-1998	Colorado (RC/S/OLB/ST)
1999-2002	Washington (DB/ST)
2003-2009	Montana (Head Coach)
2010-2014	UNLV (Head Coach)
2015-2017	San Diego St (Assoc. HC/STC)
2018-Present	Montana (Head Coach)

Bowl/Postseason Experience (season, not year of bowl)

1989	D1-AA First Round
1989	D1-AA Semifinal
1991	Sun Bowl
1995	Cotton Bowl
1996	Holiday Bowl
1998	Aloha Bowl
1999	Holiday Bowl
2000	Rose Bowl
2001	Holiday Bowl
2002	Sun Bowl
2003	D1-AA First Round
2004	D1-AA National Championship
2005	D1-AA First Round
2006	FCS Semifinal
2007	FCS First Round
2008	FCS National Championship
2009	FCS National Championship
2014	Heart of Dallas Bowl
2015	Hawaii Bowl
2016	Las Vegas Bowl
2017	Armed Forces Bowl
2019	FCS Quarterfinal
2021	FCS Quarterfinal
2022	FCS Second Round
2023	FCS Semifinal

Hauck vs. The Big Sky

School	Won	Lost
Cal Poly	8	1
Eastern Washington	9	2
Idaho	5	1
Idaho State	8	1
Montana State	7	5
Northern Arizona	8	1
Northern Colorado	8	0
Portland State	10	2
Sacramento State	9	3
UC Davis	4	1
Weber State	6	3

2023 COACHING STAFF



BRENT PEASE

*= In the box

OFFENSIVE COORDINATOR / QUARTERBACKS

- 2023 is the sixth year of his second stint coaching at UM, and his first as the Offensive Coordinator and QBs coach
- A 29-year coaching veteran with stops in the Big Sky, SEC, Mountain West and Pac-12
- Coached in eight D1-AA (FCS) playoffs seasons, two D1-AA National Championships, and nine bowl games
- Won the 2010 Fiesta Bowl with #6 Boise State as the Broncos Assistant Head Coach with record-setting QB Kellen Moore
- Former Grizzly Offensive Coordinator (1996-1998), Offensive Assistant (1991-1995)
- As QB at UM in 1986, led the nation in total offense with 309 YPG, and passed for a school record 3,056 yards & 30 TDs



RONNIE BRADFORD

*= In the box

DEFENSIVE COORDINATOR / SAFETIES

- 2023 is his third year at Montana and his first as the Defensive Coordinator and Safeties coach
- A 10-year NFL veteran as a player and a 15-year veteran coach in the NFL and NCAA. He coached UM's corners in his first two seasons in Missoula
- Prior to arriving at Montana spent three seasons as the secondary coach at USC
- Played in 136 NFL games, making 99 starts for the Broncos, Cardinals, Falcons, and Vikings
- As a coach, helped lead the Denver Broncos to three playoff appearances, and Louisiana Tech and USC to four bowl games
- Was a 4-year letterman at Colorado, and was a member of the Buffaloes 1990 national championship team



ROB PHENICIE

*= In the box

ASST. HEAD COACH / TIGHT ENDS / TACKLES

- 2023 marks the second season of his second stint coaching the Griz, and his ninth season overall at Montana.
- Phenicie returned to UM in March of 2020 as an analyst after five seasons as the head coach at Idaho State.
- 2023 is his first season coaching the tight ends and tackles at UM.
- From 2003 to 2009 he served as Montana's offensive coordinator under Hauck, helping lead the Griz to three national championship appearances.
- Helped Montana win seven-straight Big Sky titles in that time.
- Also coached with Hauck at UNLV from 2010 to 2014 as the Rebel's offensive coordinator.



JUSTIN GREEN

RECRUITING COORDINATOR/RUNNING BACKS

- 2023 is his 12th season serving as Running Backs Coach and Recruiting Coordinator at his alma mater
- Had a stellar career with the Griz (2003-2004), rushing for 1,784 yards and being named the Big Sky "Newcomer of the Year"
- A fifth-round draft pick by the Baltimore Ravens in 2005, playing four years in the NFL
- Graduated with a degree in Sociology from Montana



CHAD GERMER

CENTERS / GUARDS

- 2023 is his 9th-straight season and 15 overall season coaching Montana's Offensive Line. In 2023 he began coaching the interior O-line exclusively.
- Started his coaching career with the Griz from 1998-2002 and coached under Coach Hauck at UM in 2009
- Also coached at UNLV with Hauck from 2010-2014
- Spent six seasons prior to that as the O-line coach at Wyoming under former Griz head coach Joe Glenn from 2003-2008
- A 1991 All-America center at Montana



BRYCE ERICKSON

WIDE RECEIVERS

- 2023 will be his third season at Montana and his first coaching the receivers. He previously coached UM's tight ends.
- Former QB Coach at Idaho where he All-Sun Belt honoree and Famous Idaho Potato Bowl MVP Matt Linehan
- Also recruited and coached QB Jake Luton at Idaho before he transferred to Oregon State and went on to the NFL
- Spent five years coaching the running backs at Arizona State prior to coaching at Idaho
- Son of College Football Hall of Famer Dennis Erickson



ROGER COOPER

LINEBACKERS

- Cooper is in his third year at Montana in 2023, after spending 10 years at Idaho State where he served as the associate head coach, defensive coordinator, and linebacker coach under Rob Phenicie
- Spent three seasons in the NFL and NFL Europe from 2005-2007, with stints in Dallas, San Francisco, San Diego, and Frankfurt, Germany, before suffering a career-ending injury
- Former All-American linebacker at Montana State, earning All-Big Sky honors in three-straight seasons (2002-2004) and was named Big Sky defensive MVP in 2004

2023 COACHING STAFF



Kim McCloud

CORNERBACKS

- 2023 is his first season as Montana's cornerback coach after serving as a defensive analyst in 2022.
- A 25-year coaching veteran, with stops at Idaho, Nevada, Baylor, Syracuse, Hawaii, and more.
- Has been a part of 14 post-season squads while coaching on both sides of the ball
- Came to Montana from Hawaii where he was the cornerbacks coach. Prior to Hawaii, was at Syracuse of the ACC, coaching cornerbacks and wide receivers, while also serving as the assistant head coach for three seasons.



MIKE LINEHAN

DEFENSIVE LINE

- 2023 is Linehan's first year at Montana, and his first year as a D-Line coach
- Came to Montana after three years at San Diego State where he was a GA on the Aztec D-Line
- Began his playing career at Idaho, the alma mater of his father and long-time NFL coach Scott Linehan. His brother Matt Linehan is also an Idaho alum and is the Vandals' current wide receivers coach.



TIM HAUCK

DEFENSIVE ANALYST

- 2023 marks Hauck's return to the Grizzly sidelines for his first season as a Defensive Analyst.
- He returned to his alma mater and the place he began his coaching career after 15 seasons as a mentor at the game's highest levels.
- He most recently spent five seasons in the NFL with Philadelphia, where he helped lead the Eagles to a win over New England in Super Bowl LII.
- As a player he was a three-year letterman for the Grizzlies from 1987 to 1989, when he became a two-time All-American and two-time Big Sky Defensive MVP at safety.
- He then went on to a successful 13-year NFL career from 1990 to 2002 before returning to Montana in 2004 to coach the safeties. Since then, he has coached some of the nation's premier programs, with stops at UCLA, the Tennessee Titans, Cleveland Browns, UNLV, and Philadelphia Eagles.

*= In the box



TIMM ROSENBACH

SR. OFFENSIVE ANALYST / DIRECTOR OF HIGH SCHOOL RELATIONS

- 2023 marks the sixth season of his second stint at Montana, and his first season as Offensive Analyst and High School Relations Director
- Served as UM's offensive coordinator for five-straight seasons since returning to Missoula in 2018. Also served as the OC for one year in 2012.
- Spent two seasons as Hauck's OC at UNLV where his offense tallied the second-most points in school history en route to the Heart of Dallas Bowl
- Served as Eastern Washington's OC (2001-2002) where the Eagles posted the nation's top overall offense with 514.5 YPG
- Former Heisman Trophy finalist and All-American at Washington State where he set several passing records

*= In the box



DAN RYAN

STRENGTH & CONDITIONING

- Fourth year on staff at Montana as strength coach in 2023
- Former Director of Strength and Conditioning at Idaho State
- Worked at UNLV under Hauck from 2010-2015
- Was a student assistant at Montana from 2006-2010



JIMMY MORIMOTO

ASSISTANT ATHLETIC DIRECTOR - FOOTBALL OPERATIONS

- Entering sixth season as the Director of Football Operations in 2023
- Came to Montana after one year as the Director of Operations at Hawaii
- Spent two years overseeing recruitment at Fresno State as the Director of Player Personnel
- Served under Coach Hauck at UNLV as Director of Player Personnel
- Former Head Coach at Baldwin High School in his native Hawaii



KEATON JOHNSON

DIRECTOR OF RECRUITING

- 2023 marks his second season as the Director of Recruiting for the Griz
- Oversees all on-campus recruiting, handles official and unofficial visits and coordinates recruiting logistics with staff members. He also works alongside marketing team and coaching staff on all recruitment material.
- Previously worked on the Grizzly football staff from 2019-2021 as a student assistant in recruitment and operations
- Graduated with a degree in Business Management from Montana



DUSTIN SNYDER

PLAYER PERSONNEL / VIDEO COORDINATOR

- 2023 is his first season as Montana's Director of Player Personnel and Video Coordinator
- He manages all video operations for the team and supports the Grizzly staff and players in day-to-day operations, as well as assisting with the recruitment process.
- Previously worked with Coach Hauck at San Diego State University, where he was a student assistant from 2014-2017.
- Worked one year at Del Norte High School and four years at Vista Murrieta High School prior to Montana. At VMHS, he taught math and coached football and baseball.

GRIZ IN THE POLLS

STATS PERFORM FCS MEDIA TOP 25

Through Games 11/19

Rank	School	1sts	Pts.	Prev.
1	South Dakota State (56)	11-0	1,400	1
2	Montana	10-1	1,344	3
3	South Dakota	9-2	1,280	5
4	Idaho	8-3	1,191	6
5	Montana State	8-3	1,088	4
6	Villanova	9-2	1,052	10
7	Furman	9-2	1,000	2
8	North Dakota State	8-3	995	9
9	UAlbany	9-3	963	12
10	Florida A&M	10-1	828	11
11	Delaware	8-3	802	7
12	North Dakota	7-4	754	13
13	Austin Peay	9-2	751	15
14	Southern Illinois	7-4	588	16
15	Sacramento State	7-4	574	8
16	North Carolina Central	9-2	547	17
17	Mercer	8-3	427	21
18	Chattanooga	7-4	410	18
19	UIW	8-2	396	20
20	Lafayette	9-2	268	24
21	Youngstown State	7-4	266	25
22	Richmond	803	263	NR
23	Western Carolina	7-4	230	14
24	UT Martin	8-3	194	19
25	UC Davis	7-4	179	NR

Others Receiving Votes: Tarleton State 83; Northern Iowa 73; Nicholls 59; Gardner-Webb 47; Drake 38; Holy Cross 38; Central Arkansas 29; Eastern Illinois 16; Duquesne 11; Harvard 11; Yale 5

AFCA FCS COACHES TOP 25

Through Games 11/19

Rank	School (1st)	Rec.	Pts	Prev
1	South Dakota State	11-0	600	1
2	Montana	10-1	570	3
3	South Dakota	9-2	552	5
4	Idaho	8-3	479	8
5	Florida A&M	10-1	454	7
6	Furman	9-2	447	2
7	North Dakota State	8-3	443	9
8	Montana State	8-3	413	4
9	Villanova	9-2	399	15
10	Austin Peay	9-2	382	12
11	UIW	8-2	317	11
12	Delaware	8-3	310	6
13	North Carolina Central	9-2	290	14
14	North Dakota	7-4	260	17
15	Albany	9-3	257	23
16	Sacramento State	7-4	209	10
17	Southern Illinois	7-4	204	T-20
18	Lafayette	9-2	186	22
19	Chattanooga	7-4	182	16
20	Mercer	8-3	169	24
21	UT Martin	8-3	162	13
22	Holy Cross	7-4	75	25
23	Youngstown State	7-4	68	NR
24	Eastern Illinois	8-3	59	NR
25	Richmond	8-3	57	NR

Others Receiving Votes: Western Carolina, 46; UC Davis, 45; Harvard, 42; Central Arkansas, 32; Nicholls, 23; Illinois State, 13; Yale, 13; Gardner-Webb, 12; Tarleton State, 11; Drake, 5; William & Mary, 5; Rhode Island, 4; Duquesne, 3; Bryant, 1; Samford, 1.

PRESEASON MEDIA POLL

STATS PERFORM FCS TOP 25

Preseason Poll - Aug. 7, 2023

Rank	School	1sts	Pts
1	SOUTH DAKOTA ST	56	1400
2	NORTH DAKOTA ST		1329
3	MONTANA STATE		1294
4	WILLIAM & MARY		1172
5	HOLY CROSS		1113
6	FURMAN		1035
7	UIW		935
8	IDAHO		932
9	SAMFORD		885
10	SACRAMENTO STATE		881
11	NEW HAMPSHIRE		798
12	SE MISSOURI		768
13	WEBER STATE		744
14	MONTANA		711
15	SE LOUISIANA		710
16	UC DAVIS		513
17	NORTH DAKOTA		479
18	RICHMOND		387
19	NORTH CAROLINA CENTRAL		330
20	MERCER		293
21	RHODE ISLAND		169
22	DELAWARE		166
23	UNI		155
24	E KENTUCKY		137
25	GARDNER-WEBB		129

Others Receiving Votes: Central Arkansas (110), Chattanooga (84), Jackson State (71), Southern Illinois (66), Youngstown State (66), UT Martin (65), Florida A&M (65), Elon (61), Austin Peay (40), Fordham (28), Yale (18), Villanova (8), McNeese (7), Abilene Christian (6), St. Thomas (6), Saint Francis U (5)

PRESEASON COACHES POLL

AFCA FCS COACHES' TOP 25

Preseason Poll - Aug. 14, 2023

Rank	School (1st votes)	2022 Final Rank	Pts.
1	South Dakota St. (24)	1	624
2	North Dakota St. (1)	2	596
3	Montana St.	5	567
4	William & Mary	8	510
5	Holy Cross	6	459
6	Furman	10	438
7	UIW	3	424
8	Sacramento St.	4	421
9	Samford	7	414
10	Weber St.	9	325
11	Southeast Missouri St.	13	322
12	New Hampshire	15	304
13	Idaho	22	288
14	Montana	14	285
15	Southeastern Louisiana	19	259
16	Richmond	12	235
17	UC Davis	NR	226
18	North Dakota	NR	188
19	North Carolina Central	17	139
20	Northern Iowa	NR	137
21	Delaware	24t	124
22	Mercer	21	123
23	Rhode Island	NR	73
24	Gardner-Webb	NR	72
25	Florida A&M	23	70

Others Receiving Votes: Yale, 64; Eastern Kentucky, 59; Fordham, 58; Jackson St., 37; Elon, 30; St. Thomas (Minn.), 30; Youngstown St., 28; Princeton, 26; Southern Illinois, 26; UT Martin, 23; Central Arkansas, 22; Chattanooga, 13; North Carolina A&T, 13; Illinois St., 12; Northern Arizona, 12; Southern, 9; Davidson, 7; St. Francis (Pa.), 7; Tennessee Tech, 6; Howard, 5; Pennsylvania, 5; Abilene Christian, 4; Austin Peay, 3; Campbell, 2; Villanova, 1.

MONTANA IN THE FCS MEDIA POLL

Pre.	1	2	3	4	5	6	7	8	9	10	11	12	Final
14	13	12	13	18	17	16	9	7	4	3	3	2	

MONTANA IN THE FCS COACHES POLL

Pre.	1	2	3	4	5	6	7	8	9	10	11	12	Final
14	13	11'	11	16	13	10	6	5	4	3	3	2	

2023 BIG SKY PRESEASON POLLS

Coaches' Poll Team (1st votes) - Points

1. Montana State (10) – 120
2. UC Davis (1) – 96
3. Sacramento State (1) – 94
4. Weber State – 91
5. Idaho – 89
6. **Montana – 84**
7. Eastern Washington – 52
8. Portland State – 45
9. Northern Arizona – 44
10. Northern Colorado – 37
11. Cal Poly – 25
12. Idaho State – 15

Media Poll..... Team (1st votes) - Points

1. Montana State (26) – 447
2. Idaho (8) – 410
3. **Montana (2) – 359**
4. Sacramento State (3) – 334
5. UC Davis – 330
6. Weber State – 320
7. Eastern Washington – 216
8. Northern Arizona – 178
9. Portland State – 167
10. Northern Colorado – 109
11. Cal Poly – 103
12. Idaho State – 69

MONTANA'S FINAL FCS RANKINGS

1982	NCAA	19th
1988	NCAA	19th
1989	NCAA	6th
1993	The Sports Network	3rd
1994	The Sports Network	8th
1995	The Sports Network	1st
1996	The Sports Network	2nd
1997	The Sports Network	11th
1998	The Sports Network	14th
1999	The Sports Network	7th
2000	The Sports Network	2nd
2001	The Sports Network	1st
2002	The Sports Network	9th
2003	The Sports Network	14th
2004	The Sports Network	2nd
2005	The Sports Network	12th
2006	The Sports Network	3rd
2007	The Sports Network	10th
2008	The Sports Network	2nd
2009	The Sports Network	2nd
2010	The Sports Network	20th
2011	The Sports Network	4th
2012	Not Ranked	–
2013	The Sports Network	8th
2014	The Sports Network	12th
2015	STATS FCS	14th
2016	NCAA Coaches	25th
2017	Received Votes	RV
2018	Received Votes	RV
2019	STATS FCS	6th
2020-21	NA*	NA
2021	STATS FCS	6th
2022	STATS FCS	14th

*Montana opted to play a two-game spring season in 2021 instead of a full FCS season.

PLAYER OF THE WEEK NOMINATIONS

DATE	OPPONENT	NOMINEE
9/2	Butler	Eli Gillman+ (O) Ryder Meyer (D) Grant Glasgow (S)
9/9	@ Utah Tech	Nick Ostmo (O) Trevin Gradeny (D) Travis Benham (S)
9/16	Ferris State	Eli Gillman (O) Braxton Hill+ (D) Junior Bergen (S)
9/23	@ N. Arizona	N/A (O) N/A (D) N/A (S)
9/30	Idaho State	Clifton McDowell (O) Braxton Hill (D) Travis Benham (S)
10/7	@ UC Davis	Aaron Fontes! (O) Braxton Hill (D) Junior Bergen+ (S)
10/14	@ Idaho	Junior Bergen (O) Ryder Meyer! (D) Grant Glasgow!+ (S) Stats Perform FCS Team of the Week (T)
10/28	N. Colorado	Eli Gillman (O/F) Riley Wilson!+ (D) N/A (S)
11/4	Sacramento St.	Clifton McDowell!+ (O) Alex Gubner (D) Junior Bergen (S) Eli Gillman+ (F)
11/11	@ Portland State	Clifton McDowell (O) Riley Wilson (D) Nico Ramos (S)
11/18	Montana St.	Clifton McDowell (O) Alex Gubner (D) Nico Ramos (S) Stats Perform FCS Team of the Week+ (T)

KEY

O = Offensive, D = Defensive, S = Special Teams, F = Stats Perform FCS Freshman
! = Big Sky Player of the Week
\$ = Stats Perform FCS National Player of the Week
+ = Stats Perform FCS National Player of the Week Honorable Mention
T = Stats Perform National Team of the Week

POSTSEASON YEAR-BY-YEAR

**FCS/1-AA RECORD 27 PLAYOFF APPEARANCES:
7 CHAMPIONSHIP - 11 SEMIFINAL - 15 QUARTERFINAL**

Year	Opponent/Location	Round	W/L	Score
2023	Delaware	2nd	W	49-19
	Furman	QF	W	35-28 OT
	North Dakota State	SF	-	-
2022	Southeast Missouri	1st	W	34-24
	at North Dakota State	2nd	L	26-49
2021	Eastern Washington	2nd	W	57-41
	at James Madison	QF	L	6-28
2019	Southeastern Louisiana	2nd	W	73-28
	at Weber State	QF	L	10-17
2015	South Dakota State	1st	W	24-17
	at North Dakota State	2nd	L	6-37
2014	San Diego	1st	W	52-14
	at Eastern Washington	2nd	L	20-37
2013	Costal Carolina	2nd	L	35-42
2011	Central Arkansas #	2nd	W	41-14
	Northern Iowa #	QF	W	48-10
	at Sam Houston State #	SF	L	28-31
2009	South Dakota State	1st	W	61-48
	Stephen F. Austin	QF	W	51-0
	Appalachian State	SF	W	24-17
	vs. Villanova	Final	L	21-23
2008	Texas State	1st	W	31-13
	Weber State	QF	W	24-12
	at James Madison	SF	W	35-27
	vs Richmond	Final	L	7-24
2007	Wofford	1st	L	22-23
2006	McNeese State	1st	W	31-6
	Southern Illinois	QF	W	20-3
	Umass	SF	L	17-19
2005	Cal Poly	1st	L	21-35
2004	Northwestern State	1st	W	57-7
	New Hampshire	QF	W	47-17
	Sam Houston State	SF	W	34-13
	vs James Madison	Final	L	21-31
2003	Western Illinois	1st	L	40-43
2002	Northwestern State	1st	W	45-14
	at McNeese State	QF	L	20-24
2001	Northwestern State	1st	W	28-19
	Sam Houston State	QF	W	49-24
	Northern Iowa	SF	W	38-0
	vs Furman	Final	W	13-6

Year	Opponent/Location	Round	W/L	Score
2000	Eastern Illinois	1st	W	45-14
	Richmond	QF	W	37-17
	Appalachian State	SF	W	19-16
	vs Georgia Southern	Final	L	25-27
	Youngstown State	1st	L	27-30
1998	at Western Illinois	1st	L	9-52
1997	at McNeese State	1st	L	14-19
1996	Nicholls State	1st	W	48-3
	East Tennessee State	QF	W	44-14
	Troy State	SF	W	70-7
	at Marshall	Final	L	29-49
1995	Eastern Kentucky	1st	W	48-0
	Georgia Southern	QF	W	45-0
	Stephen F. Austin	SF	W	70-14
	at Marshall	Final	W	22-20
1994	Northern Iowa	1st	W	23-20
	McNeese State	QF	W	30-28
	at Youngstown State	SF	L	9-28
1993	Delaware	1st	L	48-49
1989	Jackson State	1st	W	48-7
	Eastern Illinois	QF	W	25-19
	at Georgia Southern	SF	L	14-45
1988	at Idaho	1st	L	19-38
1982	at Idaho	1st	L	7-21

FCS/1-AA Playoffs

27 Playoff Appearances - 37-24 Overall**
 61 Games: 34-7 Home, 2-13 Road, 1-4 Neutral
(#Games/Appearance vacated due to NCAA infractions)
 ** FCS Record

COLLEGE DIVISION (0-2, NEUTRAL)

Year	Opponent/Location	W/L	Score
1969	North Dakota State [^]	L	3-30
1970	North Dakota State [^]	L	16-31

[^]Camilia Bowl (College Division National Championship Game) played at Sacramento, Calif.

* indicates conference game

BIG SKY CHAMPIONSHIP HISTORY

19 Big Sky Championships - 13 Big Sky Runner-up seasons

Montana has won the Big Sky or come in second in 32 of the league's 61 seasons.

Year	Big Sky Champion(s)	Runner(s)up
1963	Idaho State (3-1)	Montana State (2-1)
1964	Montana State (3-0)	Idaho State (2-1)
1965	Weber State, Idaho (3-1)	Montana (2-2)
1966	Montana State (4-0)	Idaho (3-1)
1967	Montana State (4-0)	Montana, Weber State, Idaho (2-2)
1968	Weber State, Idaho, Montana State (3-1)	
1969	MONTANA (4-0)	Weber State (3-1)
1970	MONTANA (6-0)	Idaho State (4-2)
1971	Idaho (4-1)	Boise State (4-2)
1972	Montana State (5-1)	Idaho State (4-1)
1973	Boise State (6-0)	Montana State (5-1)
1974	Boise State (6-0)	Montana State (5-1)
1975	Boise State (5-0-1)	Idaho State, Montana State (4-2)
1976	Montana State (6-0)	Idaho (5-1)
1977	Boise State (6-0)	Northern Arizona (5-1)
1978	Northern Arizona	Montana, Montana State (4-2)
1979	Montana State (6-1)	Nevada (5-2)
1980	Boise State (6-1)	Idaho (4-3)
1981	Idaho State, Boise State (6-1)	Montana (5-2)
1982	MONTANA, Idaho, Montana State (5-2)	
1983	Nevada (6-1)	Idaho State (5-2)
1984	Montana State (6-1)	Nevada (5-2)
1985	Idaho (6-1)	Nevada (6-1)
1986	Nevada (7-0)	NAU, Idaho (5-2)
1987	Idaho (7-1)	Weber State (7-1)
1988	Idaho (7-1)	Montana (6-2)
1989	Idaho (8-0)	Montana (7-1)
1990	Nevada (7-1)	Idaho, Boise State (6-2)
1991	Nevada (8-0)	Montana (6-2)
1992	Idaho (6-1)	Eastern Washington (6-1)
1993	MONTANA (7-0)	Idaho, Eastern Washington (5-2)
1994	Boise State (6-1)	Montana, Idaho (5-2)
1995	MONTANA (6-1)	Boise State, Idaho, NAU, WSU (4-3)
1996	MONTANA (8-0)	Northern Arizona (7-1)
1997	Eastern Washington (7-1)	Montana (6-2)
1998	MONTANA (6-2)	Cal St. Northridge, Montana St. (5-3)
1999	MONTANA (7-1)	PSU, NAU, EWU (6-2)
2000	MONTANA (8-0)	Portland St., Sac St., Weber St. (5-3)
2001	MONTANA (7-0)	Northern Arizona, Portland St. (5-2)
2002	MONTANA, Idaho State, Montana State (5-2)	
2003	MONTANA, Montana State, Northern Arizona (5-2)	
2004	MONTANA, Eastern Washington (6-1)	MSU, PSU (4-3)
2005	MONTANA, EWU, Montana State (5-2)	PSU, WSU (4-3)
2006	MONTANA (8-0)	Montana State, Portland State (6-2)
2007	MONTANA (8-0)	Eastern Washington (6-2)
2008	MONTANA, Weber State (7-1)	EWU, Montana State (5-3)
2009	MONTANA (8-0)	Eastern Washington, Weber State (6-2)
2010	EWU, MSU (7-1)	Montana, Sac State, WSU (5-3)
2011	Montana State (7-1)	PSU, EWU, WSU (5-3)
2012	Eastern Wash., Montana St., Cal Poly (7-1)	NAU (6-2)
2013	Eastern Wash. (8-0)	Northern Arizona (7-1)
2014	Eastern Wash. (7-1)	Idaho St., Montana, MSU (6-2)
2015	Southern Utah (7-1)	Montana, Portland State (6-2)
2016	North Dakota, Eastern Wash. (8-0)	Weber State (6-2)
2017	Weber State, Southern Utah (7-1)	EWU, SAC, NAU (6-2)
2018	Eastern Wash., UC Davis, Weber St. (7-1)	MSU, ISU (5-3)
2019	Weber St., Sac. St. (7-1)	Montana, MSU, EWU (6-2)
2020-21	Weber St.* (5-0)	EWU (5-1)
2021	Sacramento St. (8-0)	Montana St. (7-1)
2022	Sacramento St., Montana St. (8-0)	WSU, Idaho (6-2)
2023	MONTANA (7-1)	Idaho, MSU (6-2)

WINNINGEST FCS TEAMS OF THE 21ST CENTURY

FCS Most Wins (2000-19)

1. MONTANA, 198
2. North Dakota State, 181
3. James Madison, 170
4. Northern Iowa, 166
5. Eastern Washington, 164
6. Dayton, 162
7. San Diego, 160
8. Sam Houston State, 158
9. Jacksonville State, 156
- T-10. Grambling State, McNeese and New Hampshire, 155
13. Wofford, 154
14. Bethune-Cookman, 151
15. Harvard, 150
16. Villanova, 148
17. Colgate, 146
18. Lehigh, 145
- T-19. Delaware, Duquesne and South Carolina State, 142
22. Richmond, 139
23. Montana State, 138
- T-24. Drake and Furman, 137

GRIZZLY COACHES SHOW

FINN

BIGSKY COUNTRY

BIGSKY CONFERENCE

Eastern Washington University
University of Idaho
Idaho State University
University of Montana
Montana State University

Northern Arizona University
University of Northern Colorado
Portland State University
Sacramento State University
Weber State University

bigskyconf.com

A founding member of the Big Sky Conference, Montana was one of six institutions to join the league in 1963 along with Idaho, Idaho State, Montana State, Weber State, and Gonzaga (for all sports except football).

2023 OPPONENTS



NORTH DAKOTA STATE

NDSU leads series 6-4

Griz are: 4-1 at UM, 0-3 at NDSU,

0-2 Neutral (Camilia Bowl, Sacramento, Calif.)

Year	Location	Result	Score
1914	Montana	W	13-0
1921	Montana	W	7-6
1941	Montana	W	27-0
1969	Neutral*	L	30-3
1970	Neutral*	L	31-16
2003	Montana	L	25-24
2014	North Dakota State	L	22-10
2015	Montana	W	38-35
2015	North Dakota State^	L	37-6
2022	North Dakota State^	L	49-26
2023	Montana^	-	-

^ FCS Playoff Game

* Calilia Bowl postseason game

THE GRIZ WHEN....

Leading after 1st Quarter:	8-0
Trailing after 1st Quarter:	0-1
Tied after 1st Quarter:	4-0
Leading at Halftime:	10-0
Trailing at Halftime:	1-1
Tied at Halftime:	1-0
Leading after 3rd Quarter:	11-0
Trailing after 3rd Quarter:	1-1
Tied after 3rd Quarter:	0-0
Playing Overtime:	1-0
Scoring First:	10-0
Opponents Score First:	2-1
Outrushing Opponents:	10-0
Outrushed By Opponents:	2-1
Outpassing Opponents:	5-0
Outpassed By Opponents:	7-1
More Total Yards Than Opponents:	9-0
Fewer Total Yards Than Opponents:	3-1
Winning the Turnover Battle:	6-0
Losing the Turnover Battle:	1-0
Even in Turnovers:	5-1
More Penalties than Opponents:	9-0
Fewer Penalties than Opponents:	2-1
Same Penalties as Opponents:	1-0
Largest halftime lead	36
Largest halftime deficit	7
Score 20 or more points	11-0
Hold opponent to 20 points or less	9-0
Games decided by 3 points or less	1-0
Games decided by 10 points or less	4-0
Games decided by 11-20 points	1-1
Games decided by 21 points or more	6-0
Score a TD in first 2 drives	8-0
No TD in first 2 drives	4-1
Temperature in the 90s	2-0
Temperature in the 80s	1-0
Temperature in the 70's	2-1
Temperature in the 60's	0-0
Temperature in the 50's	2-0
Temperature below 50 degrees	5-0
Coldest game time temperature	29
Warmest game time temperature	97
UM wins coin toss	4-1
UM loses coin toss	8-0
Playing in Sept.	4-1
Playing in Oct	3-0
Playing in Nov	3-0
Playing in Dec	2-0

2023 OPPONENT SCHEDULE/RESULTS

Butler 
Opponent
 @ Montana
 vs. Taylor
 vs. Wabash
 @ Stetson
 vs. Presbyterian
 @ St. Thomas
 vs. Davidson
 @ Dayton
 vs. Valparaiso
 @ Morehead State
 Open
 vs. Drake

Record: 7-4
Date/Result
 L, 20-35
 W, 41-13
 W, 47-21
 W, 28-18
 W, 27-17
 L, 10-17
 L, 33-35
 W, 37-10
 W, 17-7
 W, 49-7
 11.11
 L, 9-13

Idaho State 
Opponent
 @ San Diego State
 @ Utah State
 vs. Northern Iowa
 vs. Northern Colorado
 @ Montana
 Open
 vs. Eastern Washington
 @ Portland State
 @ Sacramento State
 vs. Weber State
 vs. UC Davis
 @ Idaho

Record: 3-8
Date/Result
 L, 28-36
 L, 28-78
 L, 17-41
 W, 35-21
 L, 20-28
 10.7
 W, 42-41
 W, 38-24
 L, 16-51
 L, 21-33
 L, 14-21
 L, 21-63

Sacramento St. 
Opponent
 @ Nichols
 vs. Texas A&M Commerce
 @ Stanford
 @ Idaho
 vs. Northern Arizona
 Open
 @ Northern Colorado
 vs. Montana State
 vs. Idaho State
 @ Montana
 vs. Cal Poly
 @ UC Davis
 @ North Dakota
 @ South Dakota

Record: 8-5
Date/Result
 W, 38-24
 W, 34-6
 W, 30-23
 L, 27-36
 W, 31-30
 10.7
 W, 21-13
 L, 30-42
 W, 51-16
 L, 7-34
 W, 41-30
 L, 21-31
 W, 42-35
 L, 24-34

Utah Tech 
Opponent
 @ Montana State
 vs. Montana
 @ Northern Arizona
 @ Missouri State
 @ Colorado State
 vs. Stephen F. Austin
 Open
 @ North Alabama
 vs. Eastern Kentucky
 @ Abilene Christian
 @ Austin Peay
 vs. Southern Utah

Record: 2-9
Date/Result
 L, 20-63
 L, 13-43
 W, 50-36
 L, 14-59
 L, 20-41
 W, 37-31
 10.14
 L, 30-31
 L, 30-34
 L, 7-24
 L, 17-30
 L, 16-24

UC Davis 
Opponent
 @ Texas A&M Commerce
 @ Oregon State
 vs. Southern Utah
 vs. Eastern Washington
 @ Cal Poly
 vs. Montana
 @ Weber State
 Open
 @ Northern Arizona
 vs. Portland State
 @ Idaho State
 vs. Sacramento State

Record: 7-4
Date/Result
 W, 48-10
 L, 7-55
 W, 23-21
 L, 24-27
 W, 31-13
 L, 23-31
 W, 17-16
 10.21
 L, 21-38
 W, 37-23
 W, 21-14
 W, 31-21

Portland St. 
Opponent
 @ Oregon
 @ Wyoming
 vs. North American
 vs. Cal Poly
 @ Montana State
 Open
 @ Northern Arizona
 vs. Idaho State
 vs. Eastern Washington
 @ UC Davis
 vs. Montana
 @ Northern Colorado

Record: 5-6
Date/Result
 L, 7-81
 L, 17-31
 W, 91-0
 W, 59-21
 L, 22-38
 10.7
 W, 45-21
 L, 24-38
 W, 47-35
 L, 23-37
 L, 10-34
 W, 27-23

Ferris State 
Opponent
 vs. Mercyhurst
 @ Ashland
 @ Montana
 Open
 vs. Northern Michigan
 vs. Saginaw Valley State
 @ Grand Valley State
 @ Michigan Tech
 vs. American International
 @ Davenport
 vs. Wayne State
 @ Grand Valley State

Record: 8-3
Date/Result
 W, 54-12
 W, 38-28
 L, 10-17
 9.23
 W, 78-3
 W, 38-17
 L, 28-49
 W, 35-21
 W, 56-0
 W, 2-10
 W, 63-19
 L, 14-21

Idaho 
Opponent
 @ Lamar
 @ Nevada
 @ Cal
 vs. Sacramento State
 @ Eastern Washington
 @ Cal Poly
 vs. Montana
 Open
 vs. Montana State
 @ Northern Colorado
 @ Weber State
 vs. Idaho State
 vs. Southern Illinois
 vs. Albany

Record: 9-4
Date/Result
 W, 42-17
 W, 33-6
 L, 17-31
 W, 36-27
 W, 44-36
 W, 42-14
 L, 21-23
 10.21
 W, 24-21
 W, 27-13
 L, 29-31
 W, 63-21
 W, 20-17
 L, 22-30

Montana State 
Opponent
 vs. Utah Tech
 @ South Dakota State
 vs. Stetson
 @ Weber State
 vs. Portland State
 Open
 vs. Cal Poly
 @ Sacramento State
 @ Idaho
 vs. Northern Arizona
 vs. Eastern Washington
 @ Montana
 vs. North Dakota State

Record: 8-4
Date/Result
 W, 63-20
 L, 16-20
 W, 57-20
 W, 40-0
 W, 38-22
 10.7
 W, 59-19
 W, 42-30
 L, 21-24
 W, 45-21
 W, 57-14
 L, 7-37
 L, 34-35

N. Arizona 
Opponent
 @ Arizona
 @ North Dakota
 vs. Utah Tech
 vs. Montana
 @ Sacramento State
 @ Weber State
 vs. Portland State
 Open
 vs. UC Davis
 @ Montana State
 vs. Northern Colorado
 @ Eastern Washington

Record: 5-6
Date/Result
 L, 3-38
 L, 22-37
 L, 36-50
 W, 28-14
 L, 30-31
 W, 27-10
 L, 21-45
 10.21
 W, 38-21
 L, 21-45
 W, 28-7
 W, 49-42

N. Colorado 
Opponent
 @ Abilene Christian
 vs. Incarnate Word
 @ Washington State
 @ Idaho State
 vs. Weber State
 Open
 vs. Sacramento State
 @ Cal Poly
 @ Montana
 vs. Idaho
 @ Northern Arizona
 vs. Portland State

Record: 0-11
Date/Result
 L, 11-31
 L, 7-42
 L, 21-64
 L, 21-35
 L, 21-28
 10.7
 L, 13-21
 L, 17-24
 L, 0-40
 L, 13-27
 L, 7-28
 L, 23-27

NDSU 
Opponent
 vs. Eastern Washington
 vs. Maine
 vs. Central Arkansas
 vs. South Dakota*
 @ Missouri State*
 @ #15 North Dakota*
 vs. Western Illinois*
 vs. Murray State*
 @ #1 South Dakota State*
 vs. #11 Southern Illinois*
 @ #22 Northern Iowa*
 vs. Drake^
 @ #5 Montana State^
 @ #3 South Dakota^

Record: 11-3
Date/Result
 W, 35-10
 W, 44-7
 W, 49-31
 L, 19-24
 W, 38-10
 L, 24-49
 W, 52-7
 W, 38-6
 L, 16-33
 W, 34-10
 W, 48-27
 W, 66-3
 W, 35-34 (OT)
 W, 45-17

*= MVFC Game - Home Games in **BOLD** - FCS Playoff Game ^

2023 MONTANA ALL-TIME VS. OPPONENT

Opponent.....	W	L.....	T	Opponent.....	W	L.....	T	Opponent.....	W	L.....	T
Abilene Christian	1.....	0.....	0	Montana State.....	74*	42.....	5	Utah	0.....	11.....	0
Albany.....	2.....	0.....	0	Montana Tech	12.....	4.....	2	Utah State.....	8.....	26.....	0
Appalachian State	3.....	1.....	0	Nevada	4.....	10.....	0	Utah Tech/Dixie St.	2.....	0.....	0
Arizona	1.....	4.....	0	New Hampshire.....	1.....	0.....	0	Valparaiso.....	1.....	0.....	0
Army	0.....	1.....	0	New Mexico.....	4.....	10.....	0	Villanova.....	0.....	1.....	0
Boise State	9.....	16.....	0	Nicholls State.....	1.....	0.....	0	Washington.....	2.....	17.....	1
Brigham Young	5.....	11.....	0	North Alabama.....	1.....	0.....	0	Washington State	2.....	32.....	0
British Columbia	2.....	0.....	0	North Dakota	15.....	9.....	1	Weber State.....	40.....	16.....	0
Butler	1.....	0.....	0	North Dakota State	4.....	5.....	0	Western Illinois	2.....	3.....	0
California	0.....	5.....	0	North Texas	1.....	0.....	0	Western Oregon	0*.....	0.....	0
Cal Fullerton	1.....	1.....	0	Northern Arizona	37.....	15.....	0	Western State.....	1.....	0.....	0
Cal Poly	18.....	5.....	0	Northern Colorado.....	16.....	2.....	0	Western Washington	1.....	0.....	0
Cal-State Chico	1.....	0.....	0	Northern Illinois.....	1.....	0.....	0	Whitman	5.....	5.....	1
Cal-State Northridge.....	4.....	1.....	0	Northern Iowa.....	6*.....	0.....	0	Willamette.....	0.....	1.....	0
Carroll College.....	7.....	0.....	0	Northwestern State.....	4.....	0.....	0	Wofford.....	0.....	1.....	0
Carson-Newman.....	1.....	0.....	0	Oklahoma City.....	1.....	0.....	0	Wyoming.....	0.....	14.....	0
Central Arkansas	0*.....	0.....	0	Oklahoma Panhandle St. 1.....	0.....	0.....	0	Youngstown State.....	0.....	2.....	0
Central Washington	3.....	0.....	0	Oregon.....	0.....	8.....	1				
Coastal Carolina.....	0.....	1.....	0	Oregon State	2.....	12.....	2				
Colorado State.....	6.....	10.....	0	Pacific University	1.....	1.....	0				
Delaware.....	1.....	1.....	0	Pacific	2.....	5.....	0				
DePaul.....	1.....	0.....	0	Pocatello Marines.....	1.....	0.....	0				
Drake.....	1.....	0.....	0	Portland	2.....	0.....	1				
East Tennessee State.....	1.....	0.....	0	Portland State	34.....	13.....	0				
Eastern Illinois	1.....	0.....	0	Puget Sound.....	3.....	1.....	0				
Eastern Kentucky	1.....	0.....	0	Rice	0.....	1.....	0				
Eastern New Mexico.....	3.....	0.....	0	Richmond	1.....	1.....	0				
Eastern Washington	30.....	18.....	1	Sacramento State	21.....	4.....	0				
Ferris State.....	1.....	0.....	0	Sam Houston State	3.....	1*.....	0				
Fort Lewis.....	2.....	0.....	0	Saint Francis.....	1.....	0.....	0				
Fresno State	0.....	1.....	0	Saint Mary's.....	2.....	0.....	0				
Furman	2.....	0.....	0	San Diego.....	1.....	1.....	0				
Georgia Southern	1.....	2.....	0	San Diego Marines.....	0.....	2.....	0				
Gonzaga	11.....	9.....	4	San Francisco.....	2.....	1.....	1				
Hawaii.....	1.....	4.....	0	San Jose State	0.....	3.....	0				
Hofstra.....	3.....	1.....	0	Savannah State.....	1.....	0.....	0				
Houston	0.....	1.....	0	Simon Fraser.....	3.....	2.....	0				
Humboldt State.....	1.....	0.....	0	Sonoma State.....	1.....	0.....	0				
Idaho.....	31.....	56.....	2	South Dakota.....	14.....	6.....	0				
Idaho State	48.....	13.....	0	South Dakota State	8.....	0.....	0				
Indiana State	1.....	0.....	0	Southeastern Louisiana... 1.....	0.....	0.....	0				
Iowa.....	0.....	2.....	0	Southern California.....	0.....	5.....	0				
Jackson State.....	1.....	0.....	0	Southern Illinois.....	1.....	0.....	0				
Jacksonville State.....	1.....	0.....	0	Southern Utah	8.....	2.....	0				
James Madison	1.....	2.....	0	Stanford.....	0.....	4.....	0				
Kansas State	0.....	1.....	0	Stephen F. Austin.....	4.....	0.....	0				
Liberty.....	1.....	1.....	0	Syracuse.....	0.....	0.....	1				
Long Beach State.....	0.....	1.....	0	Tennessee	0.....	1.....	0				
Louisiana Tech.....	0.....	1.....	0	Texas State.....	1.....	0.....	0				
Maine.....	2.....	0.....	0	Texas Tech.....	1.....	3.....	0				
Marshall.....	1.....	1.....	0	Thomas More	1.....	0.....	0				
McNeese State.....	3.....	3.....	0	Troy State	1.....	0.....	0				
Minnesota	0.....	1.....	0	Tulsa.....	0.....	1.....	0				
Minnesota-Duluth	1.....	0.....	0	UC Davis.....	9.....	1.....	0				
Mississippi Valley State ... 1.....	0.....	0.....	0	UCLA.....	0.....	6.....	0				
Monmouth.....	1.....	0.....	0	UNLV	1.....	4.....	0				

*Indicates additional game played in 2011, but W/L vacated due to NCAA infraction

2023 opponents in **bold**

2023 NCAA RANKING SUMMARY

NCAA Statistics

Montana - 2023-24 Football Ranking Summary thru games 12/09/2023

Statistic	National Rank	Conference Rank	Value	National Leader	Value	Conference Leader	Value
3rd Down Conversion Pct (122 ranked)	30	5	0.431	South Dakota St.	0.543	Portland St.	0.482
3rd Down Conversion Pct Defense (122 ranked)	3	1	0.292	Merrimack	0.228	Montana	0.292
4th Down Conversion Pct (121 ranked)	60	6	0.500	South Dakota St.	0.818	Eastern Wash.	0.655
4th Down Conversion Pct Defense (121 ranked)	13	1	0.385	Ark.-Pine Bluff	0.077	Montana	0.385
Blocked Kicks (70 ranked)	70	5	1	New Hampshire	11	Montana St.	5
Blocked Kicks Allowed (122 ranked)	77	10	3	19 teams tied	0	Idaho St. Portland St. Sacramento St.	0 0 0
Blocked Punts (18 ranked)	18	2	1	ETSU New Hampshire Yale	5 5 5	Montana St.	4
Blocked Punts Allowed (122 ranked)	55	8	1	54 teams tied	0	7 teams tied	0
Completion Percentage (122 ranked)	48	7	0.608	North Dakota St.	0.733	Northern Ariz.	0.687
Defensive TDs (54 ranked)	12	2	3	Mercer Richmond San Diego	5 5 5	Eastern Wash.	4
Fewest Penalties (122 ranked)	111	11	88	Northwestern St.	27	Eastern Wash. UC Davis	50 50
Fewest Penalties Per Game (122 ranked)	94	10	6.77	Harvard	3.40	Eastern Wash. UC Davis	4.55 4.55
Fewest Penalty Yards (122 ranked)	116	12	862	Northwestern St.	245	UC Davis	414
Fewest Penalty Yards Per Game (122 ranked)	107	10	66.31	Harvard	29.40	UC Davis	37.64
First Downs Defense (122 ranked)	68	4	223	Northwestern St.	110	UC Davis	188
First Downs Offense (122 ranked)	14	4	260	North Dakota St.	301	Sacramento St.	297
Fumbles Lost (122 ranked)	12	2	4	Harvard	1	Montana St.	3
Fumbles Recovered (122 ranked)	60	4	6	Alabama A&M Drake	15 15	UC Davis Weber St.	8 8
Kickoff Return Defense (122 ranked)	74	5	20.00	Columbia	12.87	Northern Colo.	16.00
Kickoff Returns (122 ranked)	15	4	22.89	North Dakota	27.83	Weber St.	26.13
Net Punting (122 ranked)	24	8	38.39	Montana St.	43.65	Montana St.	43.65
Passes Had Intercepted (122 ranked)	34	3	8	Fordham	1	Montana St.	4
Passes Intercepted (119 ranked)	5	1	16	North Dakota St.	21	Montana	16
Passing Offense (122 ranked)	69	8	199.6	Idaho St.	330.1	Idaho St.	330.1
Passing Yards Allowed (122 ranked)	65	4	212.4	Howard	129.5	Idaho	182.2
Passing Yards per Completion (122 ranked)	32	3	12.78	Villanova	17.09	Montana St.	15.51
Punt Return Defense (122 ranked)	17	1	4.18	Samford	0.40	Montana	4.18
Punt Returns (122 ranked)	14	3	15.12	Austin Peay	21.27	Idaho	18.44
Red Zone Defense (122 ranked)	9	1	0.700	Butler	0.625	Montana	0.700
Red Zone Offense (122 ranked)	40	8	0.833	South Dakota St.	0.960	Idaho	0.926
Rushing Defense (122 ranked)	9	1	97.2	UAlbany	78.1	Montana	97.2
Rushing Offense (122 ranked)	17	3	190.8	Davidson	308.7	Montana St.	291.0
Sacks Allowed (122 ranked)	88	11	2.54	Dartmouth	0.50	UC Davis	0.82
Scoring Defense (122 ranked)	4	1	15.8	South Dakota St.	10.5	Montana	15.8
Scoring Offense (122 ranked)	14	3	32.3	Davidson	40.0	Montana St.	39.9
Tackles for Loss Allowed (122 ranked)	109	12	7.23	South Dakota	2.77	Montana St.	3.75
Team Passing Efficiency (122 ranked)	40	6	138.05	North Dakota St.	174.08	Montana St.	159.18
Team Passing Efficiency Defense (122 ranked)	4	1	110.22	UIW	104.89	Montana	110.22
Team Sacks (122 ranked)	30	3	2.38	UAlbany	3.57	Montana St.	3.42
Team Tackles for Loss (121 ranked)	36	4	6.1	Florida A&M	8.2	Montana St.	6.8
Time of Possession (122 ranked)	25	4	31:26	Youngstown St.	35:06	Idaho	33:48
Total Defense (122 ranked)	18	2	309.6	South Dakota St.	253.9	Idaho	306.8
Total Offense (122 ranked)	31	5	390.5	Western Caro.	504.1	Montana St.	472.0
Turnover Margin (122 ranked)	10	1	0.77	Eastern Ill.	1.36	Montana	0.77
Turnovers Gained (121 ranked)	15	1	22	UAlbany	28	Montana	22
Turnovers Lost (122 ranked)	25	2	12	Kennesaw St.	5	Montana St.	7
Winning Percentage (117 ranked)	2	1	0.923	South Dakota St.	1.000	Montana	0.923

2023 NCAA RANKING SUMMARY

Statistic	Player	National Rank	Conference Rank	Value	National Leader	Value	Conference Leader	Value
All Purpose (200 ranked)	Junior Bergen Eli Gillman	31 120	3 11	110.38 78.62	Dylan Laube, New Hampshire	209.50	Chedon James, Idaho St.	117.82
Blocked Kicks (8 ranked)					Randall Harris, New Hampshire	5	Julius Davis, Montana St. Jahkari Larmond, Idaho	2 2
Combined Kick Returns (200 ranked)	Junior Bergen	5	3	723	Devron Harper, Mercer	874	Jermaine Jackson, Idaho	810
Completion Percentage (99 ranked)	Clifton McDowell	56	7	0.595	Cam Miller, North Dakota St.	0.745	Kekoa Visperas, Eastern Wash.	0.660
Completions Per Game (147 ranked)	Clifton McDowell Junior Bergen Sawyer Racanelli	97 139 139	9 16 16	9.38 0.15 0.15	Michael Hiers, Samford	28.73	Kekoa Visperas, Eastern Wash.	25.00
Field Goal Percentage (80 ranked)	Grant Glasgow	70	7	0.538	Will Leyland, South Dakota	1.000	Ricardo Chavez, Idaho	0.792
Field Goals Per Game (127 ranked)	Grant Glasgow	75	8	0.64	Matthew Cook, UNI Patrick Nations, Eastern Ky.	1.73 1.73	Ricardo Chavez, Idaho	1.58
Forced Fumbles (28 ranked)					Cadillac Rhone, Northwestern St.	0.50	Jack Kelly, Weber St.	0.36
Fumbles Recovered (19 ranked)					Sam Buerkle, Fordham Wyatt Pedigo, North Dakota	4 4	Jaren Banks, Eastern Wash. Dillon Juniel, Sacramento St. Jack Kelly, Weber St.	2 2 2
Interceptions Per Game (117 ranked)	Trevin Gradney	5	1	0.5	Cole Wisniewski, North Dakota St.	0.6	Trevin Gradney, Montana	0.5
Kickoff Return TDs (4 ranked)	Junior Bergen	4	1	1	Taymon Cooke, N.C. A&T Donovan Wadley, Merrimack	3 3	Junior Bergen, Montana Christian Grubb, Portland St. Abraham Williams, Weber St.	1 1 1
Kickoff Returns (85 ranked)					Donovan Wadley, Merrimack	37.9	Abraham Williams, Weber St.	29.7
Passes Defended (30 ranked)	Trevin Gradney	30	4	1.0	Russell Dandy, Eastern Ill.	1.7	Donovan Saunders, Cal Poly	1.4
Passing Efficiency (99 ranked)	Clifton McDowell	26	1	145.6	Mark Gronowski, South Dakota St.	178.1	Clifton McDowell, Montana	145.6
Passing TDs (136 ranked)	Clifton McDowell	70	7	12	Reese Poffenbarger, UAlbany	36	Kekoa Visperas, Eastern Wash.	19
Passing Yards (150 ranked)	Clifton McDowell Junior Bergen Sawyer Racanelli	69 128 133	7 16 19	1,701 50 39	Max Brosmer, New Hampshire	3,449	Gevani McCoy, Idaho	2,910
Passing Yards Per Game (150 ranked)	Clifton McDowell Junior Bergen Sawyer Racanelli	87 130 136	9 17 20	130.8 3.8 3.0	Max Brosmer, New Hampshire	313.5	Kekoa Visperas, Eastern Wash.	275.4
Passing Yards per Completion (99 ranked)	Clifton McDowell	11	1	13.94	Darius Perrantes, Duquesne	17.74	Clifton McDowell, Montana	13.94
Points Responsible For (199 ranked)	Clifton McDowell	34	4	128	Reese Poffenbarger, UAlbany	246	Dante Chachere, Portland St.	158
Points Responsible For Per Game (150 ranked)	Clifton McDowell	62	7	9.8	Davius Richard, N.C. Central	21.3	Dante Chachere, Portland St.	14.4
Punt Return TDs (7 ranked)	Junior Bergen	1	1	2	6 players tied	2	Jermaine Jackson, Idaho Junior Bergen, Montana	2 2
Punt Returns (35 ranked)	Junior Bergen	6	2	15.7	Kam Thomas, Austin Peay	22.2	Jermaine Jackson, Idaho	18.4
Punting (86 ranked)	Travis Benham	39	7	40.6	Aidan Laros, UT Martin	47.3	Jack Burgess, Weber St.	47.2
Receiving TDs (115 ranked)	Aaron Fontes Junior Bergen Keelan White	64 115 115	5 11 11	5 4 4	Jalen Coker, Holy Cross	15	Hayden Hatten, Idaho	9
Receiving Yards (150 ranked)	Keelan White Junior Bergen Aaron Fontes	46 61 117	5 6 14	727 693 517	Dymere Miller, Monmouth	1,293	Hayden Hatten, Idaho	1,231
Receiving Yards Per Game (200 ranked)	Keelan White Junior Bergen Aaron Fontes	77 91 157	7 9 19	55.9 53.3 43.1	Dymere Miller, Monmouth	117.5	Chedon James, Idaho St.	95.0
Receptions Per Game (197 ranked)	Junior Bergen Keelan White Aaron Fontes	122 127 176	15 17 21	3.7 3.6 3.2	Chedon James, Idaho St.	9.3	Chedon James, Idaho St.	9.3
Rush Yards Per Carry (126 ranked)	Eli Gillman Clifton McDowell	49 52	5 6	5.15 5.10	Jawarn Howell, South Carolina St.	7.93	Jobi Malary, Portland St.	6.56
Rushing TDs (122 ranked)	Eli Gillman Clifton McDowell Nick Ostmo	27 39 50	5 7 8	10 9 8	Jordan Fuller, Holy Cross Davius Richard, N.C. Central	18 18	Anthony Woods, Idaho	16
Rushing Yards (200 ranked)	Eli Gillman Clifton McDowell Nick Ostmo	25 48 97	3 4 12	901 734 594	Jaden Shirden, Monmouth	1,478	Anthony Woods, Idaho	1,155
Rushing Yards Per Game (200 ranked)	Eli Gillman Clifton McDowell Nick Ostmo	48 92 136	3 9 15	69.3 56.5 45.7	Jaden Shirden, Monmouth	134.4	Anthony Woods, Idaho	96.2
Sacks (180 ranked)	Riley Wilson	20	5	0.77	Terrell Allen, Tennessee St.	1.32	Jack Kelly, Weber St.	0.95
Scoring (199 ranked)	Eli Gillman Clifton McDowell	158 199	15 23	4.6 4.2	Jordan Fuller, Holy Cross	11.4	Anthony Woods, Idaho	8.5
Solo Tackles (22 ranked)					Micah Davey, McNeese	8.2	Winston Reid, Weber St.	6.2
Tackles For Loss (59 ranked)	Riley Wilson	26	2	1.3	Terrell Allen, Tennessee St.	2.5	Brayden Wilson, Weber St.	1.5
Total Offense (200 ranked)	Clifton McDowell Eli Gillman	69 155	9 14	187.3 69.3	Max Brosmer, New Hampshire	325.0	Kekoa Visperas, Eastern Wash.	295.7
Total Points Scored (0 ranked)								
Total Tackles (194 ranked)	Braxton Hill	51	2	8.2	Micah Davey, McNeese	15.2	Winston Reid, Weber St.	10.7
Total Touchdowns (114 ranked)	Eli Gillman Clifton McDowell Nick Ostmo Junior Bergen	42 58 84 114	5 8 12 17	10 9 8 7	Jordan Fuller, Holy Cross	19	Anthony Woods, Idaho	17
Yards per Pass Attempt (99 ranked)	Clifton McDowell	18	1	8.30	Connor Watkins, Villanova	9.97	Clifton McDowell, Montana	8.30
Yards per Reception (200 ranked)	Keelan White Junior Bergen Aaron Fontes	63 97 128	2 6 10	15.47 14.44 13.61	Jaylan Sanchez, Villanova	25.57	Jared Gipson, Sacramento St.	17.29

LAST TIME IT HAPPENED...

THE LAST TIME A GRIZZLY...

Rushed for 100+ yards	118, Clifton McDowell vs Furman, 2023
Rushed for 200+ yards	221, Nick Ostmo vs Cal Poly, 2022
Rushed for 4 TDs	4, Jordan Canada at Sac State, 2013
Rushed for 3 TDs	3, Clifton McDowell at Portland State, 2023
Had 2 100-yard rushers	136, Travon Van & 102, Jordan Canada vs. Portland St., 2013
Passed for 300+ yards	306, Lucas Johnson vs. Southeast Missouri, 2022
Passed for 400+ yards	459, Dalton Sneed vs Southeastern Louisiana, 2019
Passed for 500+ yards	505, Drew Miller at Idaho (in Pullman, Wash.), 2000
Passed for 6 TDs	7, Chad Chalich vs. Idaho State, 2016
Passed for 5 TDs	5, Cam Humphrey vs. Western Illinois, 2021
Passed for 4 TDs	4, Lucas Johnson vs Northwestern St., 2022
Threw 3 or more Interceptions in a game	5, Dalton Sneed vs Weber State, 2019
Player had 200+ receiving yards in a game	200, Marc Mariani vs. Cal Poly, 2009
Player had 300+ receiving yards in a game	303, Samori Toure vs Southeastern Louisiana, 2019
Had two 100-yard receivers	104, Samuel Akem & 140, Samori Toure at Portland St., 2019
Had three 100-yard receivers	156, Etu Molden, 149, Jimmy Farris, 127 Tanner Hancock at Idaho (in Pullman, WA), 2000
Caught four (4) TD passes	4, Kennan Curran vs. Idaho State, 2016
Caught three (3) TD passes	3, Samori Toure vs Southeastern Louisiana, 2019
Caught two (2) TD passes	2, Aaron Fontes at UC Davis, 2023
Player Recorded 500 yards of total offense	549, Brian Ah Yat vs. Northern Arizona, 1996
Player Recorded 400 yards of total offense	459, Dalton Sneed vs Southeastern Louisiana, 2019
Player Recorded 250 all-purpose yards	250, Malik Flowers vs Southeast Missouri, 2022
Returned a punt for a Touchdown	59, Junior Bergen vs Furman, 2023
Returned a kickoff for a TD	99, Junior Bergen vs Furman, 2023
Player returned a punt and kickoff for a TD in a game	KOR: 99, PR: 59, Junior Bergen, vs Furman, 2023
Team returned a punt and kickoff for a TD in a game	KOR: 80, Malik Flowers, PR: 58, Junior Bergen, vs SEMO, 2022
Kicked 4+ field goals in a game	Kevin Macias, vs Montana State, 2021
Kicked 3 field goals in a game	Nico Ramos, vs Montana State, 2023
Kicked a game-winning field goal	35-yards, Daniel Sullivan at North Dakota, 2014
Kicked a field goal of 50 yards or more	50, Kevin Macias vs. Montana State, 2021
Had 2+ INTs. in a game	2, Gavin Robertson vs Washington 2021
Had 3+ Sacks in a game	3, Riley Wilson, vs. Northern Colorado, 2023
Had 4+ TFLs in a game	4, Riley Wilson, vs. Northern Colorado, 2023
Returned a fumble for a TD	56, Jaxon Lee vs Delaware, 2023
Player returned an interception for a TD	Jaxon Lee (48 Yards), Braxton Hill (34 Yards) vs Northern Colorado, 2023
2+ players returned an interception for a TD	Jaxon Lee (48 Yards), Braxton Hill (34 Yards) vs Northern Colorado, 2023
Team returned 2+ interceptions for TDs	Jaxon Lee (48 Yards), Braxton Hill (34 Yards) vs Northern Colorado, 2023
Blocked a punt	Sawyer Racanelli vs Delaware, 2023
Returned a blocked punt for a TD	Tyler Flink vs Northwestern St., 2022
Blocked a field goal	Josh Sandry vs Savannah State, 2017
Returned a blocked FG for a TD	67, Jimmy Wilson at Northern Arizona, 2005
Returned a missed FG for a TD	100 Robby Hauck, vs Portland State, 2022
Player had 2+ forced fumbles in a game	Patrick O'Connell vs Sacramento State, 2021
Blocked a PAT	Jesse Sims vs Northern Arizona, 2017
Forced a safety	TEAM vs Delaware, 2023
Returned a PAT for a score	Connor Strahm at Portland State, 2017

THE LAST TIME AN OPPONENT...

Rushed for 100+ yards	108, Tommy Mellott, 107, Julius Davis vs Montana State, 2023
Rushed for 200+ yards	206, Kobe Johnson, at North Dakota State, 2022
Had Two 100-yard rushers	108, Tommy Mellott, 107, Julius Davis vs Montana State, 2023
Rushed for 4 TDs	4, Vai Tafuna, Weber State at WSU, 2010
Passed for 400+ yards	530, Eric Barriere, vs Eastern Washington, 2021
Passed for 5 TDs	5, Eric Barriere, vs Eastern Washington, 2021
Passed for 4 TDs	4, Chason Virgil, Southeastern Louisiana at UM, 2019
Threw 3+ interceptions	3, Jake Dunniway, vs. Sacramento State, 2022
Player had 200+ rec. yards in a game	215, Talo Limu-Jones, vs Eastern Washington, 2021
Player had 300+ rec. yards in a game	333, Greg Hardin, North Dakota at UND, 2012
Had 2+ 100-yard receivers	T. Limu-Jones (215) & A. Boston (141) vs Eastern Washington 2021
Caught 3+ TD passes	3, Cooper Kupp, Eastern Washington at EWU, 2016
Recorded 400 yards of total offense	510, Eric Barriere, vs Eastern Washington, 2021
Returned a punt for a touchdown	58, Steve McShane at Western Illinois, 2018
Returned a kickoff for a TD	87, Kahlil Dawson at Portland State, 2017
Returned an interception for a TD	75, Michael Lawson vs Western Illinois, 2021
Returned a fumble for a TD	0, Cole Wisniewski, at North Dakota State, 2022
Player had 2+ interceptions in a game	2, Michael Lawson vs Western Illinois, 2021
Team had 3+ interceptions. in a game	3 vs Western Illinois, 2021
Blocked a Punt	Dustin Reynolds, at Northern Arizona, 2023
Scored a TD on a blocked punt	0 yards - Ja'Kobe Harris, at Weber State, 2019
Had 300+ all-purpose yards	420, Greg Hardin, North Dakota at UND, 2012
Kicked 3+ field goals in a game	3, Cody Williams, vs Portland St, 2018
Blocked a field goal	Michael Jordan Jr., Northern Colorado, 2023
Blocked a PAT	Anthony Coleman, at North Dakota State, 2022
Forced a safety	Hogan Hatten, Idaho, 2022
Had fewer than 100 yards of total offense	Northern Colorado, 2023
Had fewer than 20 rushing yards	Northern Colorado, 2023

WELCOME TO WASHINGTON-GRIZZLY STADIUM



“THE MECCA OF FCS FOOTBALL”

The nation's eyes converge on "The Mecca of FCS Football" for the NCAA D-1 Playoffs in 2023, and Grizzly Athletics welcomes all those new to Missoula.

Washington-Grizzly Stadium sits at the mouth of Hellgate Canyon, and the Clark Fork River runs through it. The stadium is nestled at the bottom of Mount Sentinel, the northernmost point in the Sapphire Range of Montana's Rocky Mountains. Hellgate Canyon separates Mount Sentinel (with the "M") and Mount Jumbo (with the "L"), the southernmost point of the greater Rattlesnake Wilderness Area in the Garnet Mountain Range.

After six home games and six straight sellouts, Montana led the FCS in average attendance at the end of the regular season with 157,615 total fans crossing the turnstiles for an average of 26,269 per game. That total beat Montana's previous Big Sky Conference Record for average home attendance (25,652 in 2009) to establish a new league record for the best attendance in the league.

Montana set two new single-game attendance records and packed the house with four of the top-25 highest attended games ever in Washington-Grizzly Stadium in 2023. The first record was set in September when the Griz hosted D-II Ferris State in a nonconference showdown in front of 26,978 fans. The second record was set in the annual "Brawl of the Wild" against Montana State in front of 27,178 fans, the first time 27k+ had been admitted.

The Griz also posted the fourth-highest attended game ever on Homecoming in 2023, with 26,678 fans and alums in attendance to see the Griz beat Idaho State. In November Montana faced Sacramento State in a top-10 showdown in front of 25,888 fans, No. 24 on the all-time highest attended games list.

That average ticket number of 26,269 makes Washington-Grizzly Stadium the eighth-largest city in Montana on a Saturday afternoon, closely behind Kalispell's population of 28,450.

It's also more average fans this season than Vanderbilt, James Madison, Duke, Air Force, Tulane, San Diego State, UConn, UNLV, Northwestern, Marshall, Wyoming, and SMU, to name a few. In fact, UM would be No. 79 out of 133 FBS teams in average attendance, among the top two-thirds of all programs in the nation.

In August, Montana Athletics also announced it has shattered the previous record for most season tickets in program history, with 18,761 sold and distributed the day before the season opener. The total blew past the previous season ticket record of 18,622 set in 2009 by nearly 140 packages and exceeds 2022's season total by more than 450 sold and distributed.

Montana remains one of the leaders in season ticket sales among FCS, Group of Five, and even some Power Five programs nationwide.

The Idaho Statesman reported that Boise State sold 17,403 season tickets in 2022, while the San Diego Tribune reported that San Diego State sold just under 16,000 in its first season at the new Snapdragon Stadium. The Griz are even in the same ballpark as UCLA, which sold 23,077 season tickets at the Rose Bowl in 2022, according to the New York Times.

Before the season, James Madison announced it has sold out of 2023 season tickets with 8,718 claimed, a new record for the Dukes by more than 1,000 tickets in its first season as an FBS team.

NOTEWORTHY



2023 BIG SKY / MISSOURI VALLEY CHALLENGE SERIES

Big Sky 1, MVFC 4

9/2	NDSU def. EWU	35-10
9/9	SDSU def. Montana State	20-16
9/9	North Dakota def. N. Arizona	37-22
9/9	Weber St. def. UNI	34-17
9/16	UNI def. Idaho St.	41-17

2022

Big Sky 3, MVFC 3

9/10	#2/3 Montana def. South Dakota	24-7
9/10	South Dakota St. def. UC Davis	24-22
9/17	#2/3 Montana def. Indiana St.	49-14
9/17	South Dakota def. Cal Poly	38-21
9/17	Sacramento St def N. Iowa	37-21
9/17	North Dakota def N. Arizona	27-24

2021

Big Sky 2, MVFC 4

9/4	N. Dakota def. Idaho St.	35-14
9/11	S. Dakota def. N. Arizona	34-7
9/11	#4 Montana def. W. Illinois	42-7
9/11	N. Iowa def. Sac. St.	34-16
9/18	E. Washington def W. Illinois	62-56
9/18	S. Dakota def. Cal Poly	48-0

2019

Big Sky 4, MVFC 6

8/29	N. Arizona def. Missouri St.	37-23
8/31	#25 Montana def South Dakota	31-17
9/7	N. Iowa def. S. Utah	34-14
9/14	Montana St. def. W. Illinois	23-14
9/21	N. Iowa def. Idaho St.	13-6
9/21	Illinois St. def. N. Arizona	40-27
9/21	S. Dakota def. N. Colorado	14-6
9/21	NDSU def. UC Davis	27-16
9/21	SDSU def. S. Utah	43-7
9/28	Weber St. def. N. Iowa	29-17

2018

Big Sky 3, MVFC 5

8/30	Montana St. def. W. Illinois	26-23
9/1	North Dakota St. def. Cal Poly	49-3
9/1	(#24) Montana def. (#13) UNI	26-23
9/8	S. Dakota def. No. Colorado	43-28
9/8	South Dakota St. def. Montana St.	45-14
9/15	Missouri St. def. N. Arizona	40-8
9/15	Weber St. def. S. Dakota	27-10
9/15	W. Illinois def. Montana	31-27

FUTURE SCHEDULES

2024

8.31	MISSOURI STATE
9.7	@ North Dakota
9.14	MOREHEAD STATE
9.21	WESTERN CAROLINA
9.28	@ Eastern Washington*
10.5	WEBER STATE*
10.12	NORTHERN ARIZONA*
10.19	OPEN
10.26	@ Northern Colorado*
11.2	@ Cal Poly*
11.9	UC DAVIS*
11.16	PORTLAND STATE*
11.23	@ Montana State*

2025

8.30	OPEN
9.6	OPEN
9.13	NORTH DAKOTA
9.20	INDIANA STATE
9.27	IDAHO*
10.4	@ Idaho State*
10.11	CAL POLY*
10.18	OPEN
10.25	@ Sacramento State*
11.1	@ Weber State*
11.8	EASTERN WASHINGTON*
11.15	@ Portland State*
11.22	MONTANA STATE*

2026

9.5	OPEN
9.12	DIXIE STATE
9.19	@ MISSOURI STATE
9.26	PORTLAND STATE*
10.3	@ UC DAVIS*
10.10	SACRAMENTO STATE*
10.17	OPEN
10.24	@ IDAHO*
10.31	IDAHO STATE*
11.7	@ NORTHERN ARIZONA*
11.14	NORTHERN COLORADO*
11.21	@ Montana State*

* - BIG SKY GAME

FCS TEAMS WITH 600 OR MORE WINS IN PROGRAM HISTORY

Team	1st Yr	Yrs	Won
Penn	1876	145	872
Princeton	1869	152	857
North Dakota St	1894	126	785
Dartmouth	1881	140	727
Delaware	1889	131	721
Lehigh	1884	139	705
Dayton	1905	114	701
UNI	1895	124	695
Lafayette	1882	141	691
North Dakota	1894	126	674
Colgate	1890	132	668
Holy Cross	1896	127	664
Cornell	1887	134	655
Villanova	1894	125	649
South Dakota St.	1897	124	642
St. Thomas (MN)	1904	116	640
Furman	1889	117	635
Drake	1893	129	634
Eastern Ky.	1909	110	626
Montana	1897	123	636
Brown	1878	136	620
Bucknell	1883	137	610
Central Ark.	1908	111	606
Jacksonville St.	1904	113	603
Butler	1887	133	601
William & Mary	1893	128	600

* All win totals calculated at beginning of 2023 season.

* Includes records as senior college only. Bowl and playoff games are included, and each tie game is computed as half won and half lost. Some records adjusted by the NCAA Committee on Infractions. Tiebreaker rule began with 1996 season.

NIGHT GAME RECORD

Montana's all-time record in night games at Washington-Grizzly Stadium.

Year	Opponent	Time	Result	Score
2011	Northern Iowa	6PM	W	48-10
2013	Appalachian St.	7PM	W	30-6
2014	South Dakota	7PM	W	28-20
	Montana State	3PM	W	34-7
2015	Cal Poly	7PM	L	20-19
2016	Saint Francis	7PM	W	41-31
	Idaho State	5PM	W	62-44
2017	E. Washington	6PM	L	48-41
2018	Northern Iowa	7PM	W	26-23
2019	North Alabama	7PM	W	61-17
2021	W. Illinois	6PM	W	42-7
	E. Washington	7PM	W	57-41
2022	Cal Poly	6PM	W	57-0
	SEMO	8PM	W	34-24
2023	Ferris St.	6PM	W	17-10
	Sac State	6PM	W	34-7
	Delaware	7PM	W	49-19
	Furman	7PM	W	35-28
			Record:	15-2

GRIZ VS. TEAMS FROM EAST OF THE MISSISSIPPI RIVER IN WASHINGTON-GRIZZLY STADIUM

1989	Jackson State (MS)*	W
	Eastern Illinois*	W
1990	Thomas More (KY)	W
	McNeese State (LA)*	W
1992	Hofstra (NY)	W
1993	Jacksonville State (AL)	W
	Delaware*	L
1994	Carson-Newman (TN)	W
	McNeese State (LA)*	W
1995	Minnesota-Duluth	W
	Eastern Kentucky*	W
	Georgia Southern*	W
1996	East Tennessee State*	W
	Troy State (AL)*	W
1999	Youngstown State (OH)*	L
2000	Hofstra (NY)	L
	Eastern Illinois*	W
	Richmond (VA)*	W
	Appalachian State (NC)*	W
2002	Albany (NY)	W
2003	Western Illinois*	L
2004	Maine	W
	Hofstra (NY)	W
	New Hampshire*	W
2006	McNeese State (LA)*	W
	Southern Illinois*	W
	Massachusetts*	L
2007	Albany (NY)	W
	Wofford (SC)*	L
2009	Appalachian State (NC)*	W
2012	Liberty (VA)	W
2013	Appalachian State (NC)	W
	Coastal Carolina (NC)*	L
2016	Saint Francis (PA)	W
	Mississippi Valley State	W
2017	Valparaiso (IN)	W
	Savannah State (GA)	W
2019	North Alabama	W
	Monmouth (NJ)	W
	Southeastern Louisiana*	W
2021	Western Illinois	W
2023	Butler (IN)	W
	Ferris State (MI)	W
	Delaware	W
	Furman (SC)	W
		Record: 38-7

* = D1-AA/FCS Playoff Game

NOTEWORTHY



THE #37 TRADITION - GRIZZLY LEGACY

Grizzly football jersey #37 began its legacy in 1983. Griz fullback and Plentywood native Kraig Paulson began the tradition of passing #37 on to a younger player who hailed from the state of Montana. Paulson was known for his hard-nosed play and workman mentality. So the tradition began. Number 37 has come to represent the Spirit of Montana... hard work, dedication to the team, and tough play on the gridiron.

Levi Janacaro
Linebacker – 2023 – Missoula

Marcus Welnel
Linebacker – 2022 – Helena

Jace Lewis
Linebacker – 2021 – Townsend

Jesse Sims
Defensive End – 2018-19 – Stevensville

Tucker Schye
Defensive End – 2017 – Malta

Caleb Kidder
Defensive End – 2015-16 – Helena

Zack Wagenmann
Defensive End – 2014 – Missoula

Jordan Tripp
Linebacker – 2012-13 – Missoula

Ryan Featherston
Defensive End – 2011 – East Helena

Carson Bender
Defensive Tackle – 2008-10 – Deer Lodge

Loren Utterback
Linebacker – 2004-07 – Fort Benton

Ciche Pitcher
Defensive End – 2001-03 – Anaconda

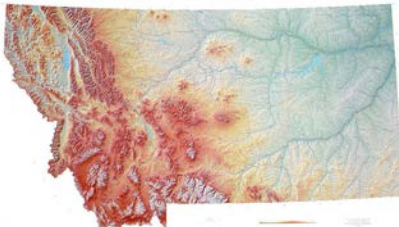
Andy Petek
Defensive End – 1998-00 – Helena

Jason Crebo
Linebacker – 1994-97 – Helena

Todd Ericson
Safety – 1990-93 – Butte

Tim Hauck
Defensive End – 1987-89 – Big Timber

Kraig Paulson
Fullback – 1983-86 – Plentywood



MONTANA NATIVES

Below is a list of players on the 2023 roster who hail from the state of Montana.

(as of 8/29/23)

47 total Montanans, 12 Missoulians

No.	Name	Hometown / High School
2	Drew Deck	Kalispell / Glacier
4	Ryan Simpson	Bozeman / Senior
5	Junior Bergen	Billings / Senior
5	Garrett Graves	Eureka / Lincoln County
9	David Koppang	Missoula / Loyola
10	T.J Rausch	Missoula / Sentinel
11	Gabe Longin	Great Falls / Great Falls
12	Kris Brown	Bozeman / Senior
13	Ryder Meyer	Fairfield / Fairfield
16	Kaden Huot	Helena / Helena
17	Kade Boyd	Billings / Central
18	Chase McGurran	Helena / Helena
19	Padraig Lang	Bozeman / Senior
19	Gage Sliter	Kalispell / Glacier
23	Beau Dantic	Laurel / Laurel
24	Cameron Gurnsey	Butte / Butte
25	Jaxon Lee	Missoula / Sentinel
27	Trevin Gradney	Billings / West
29	Tanner Huff	Butte / Butte
30	Colter Janacaro	Missoula / Big Sky
31	Geno Leonard	Missoula / Sentinel
32	Tyson Rostad	Hamilton / Hamilton
33	Carson Rostad	Hamilton / Hamilton
34	Asher Croy	Bozeman / Senior
35	Braxton Hill	Anaconda / Anaconda
37	Levi Janacaro	Missoula / Big Sky
38	Marcus Evans	Helena / Helena
39	Jace Kluczewich	Frenchtown / Sentinel
44	Ryan Tirrell	Missoula / Loyola
47	Kellen Detrick	Havre / Havre
51	Austin Buehler	Helena / Capital
52	Cy Stevenson	Libby / Libby
53	Braunson Henriksen	Polson / Polson
54	Tyler Flink	Missoula / Big Sky
58	Clay Oven	Billings / Central
59	Hayden Opitz	Helena / Capital
60	Dillon Botner	Whitefish / Whitefish
72	Tate Templeton	Missoula / Sentinel
76	Journey Grimsrud	Huntley / Huntley Project
80	Brady Lang	Bozeman / Senior
82	Ian Finch	Missoula / Hellgate
83	Drew Klumph	Missoula / Sentinel
86	Joe Weida	Missoula / Sentinel
87	Jake Olson	Butte / Butte
93	Sloan McPherson	Savage / Savage
95	Dylan Smith	Whitehall / Whitehall
96	Henry Nuce	Kalispell / Glacier

GRIZ HOME-OPENER HISTORY AT WASHINGTON-GRIZZLY STADIUM

1987	Portland St.	L, 20-3
1988	E. New Mexico	W, 35-6
1989	E. New Mexico	W, 41-15
1990	Thomas Moore	W, 62-0
1991	Humbolt St.	W, 38-6
1992	Chico St.	W, 41-0
1993	South Dakota St.	W, 52-48
1994	Sonoma St.	W, 41-7
1995	E. New Mexico	W, 41-14
1996	Cal Poly	W, 43-0
1997	Stephen F. Austin	W, 24-10
1998	Southern Utah	L, 45-35
1999	South Dakota	W, 45-13
2000	Hofstra	L, 10-9
2001	Western Washington	W, 30-0
2002	Albany	W, 45-7
2003	North Dakota St.	L, 25-24
2004	Maine	W, 27-20
2005	Fort Lewis	W, 55-0
2006	South Dakota St.	W, 36-7
2007	Southern Utah	W, 37-17
2008	Southern Utah	W, 46-10
2009	Western State	W, 38-0
2010	Western State	W, 73-2
2011	Cal Poly	W, 37-23
2012	South Dakota	W, 35-24
2013	Appalachian St.	W, 30-6
2014	Central Washington	W, 48-14
2015	#1 North Dakota St.	W, 38-35
2016	Saint Francis	W, 41-31
2017	Valparaiso	W, 45-23
2018	#13 Northern Iowa	W, 26-23
2019	North Alabama	W, 61-17
2020-21	Central Washington	W, 59-3
2021	Western Illinois	W, 42-7
2022	Northwestern State	W, 47-0
2023	Butler	W, 35-20

Record: 33-4

GRIZ IN THE PROS

(As of 8/29/23)

PLAYERS	TEAM	HOMETOWN
NAME		
Dylan Cook	Pittsburgh	Butte, Mont.
Patrick O'Connell	Seattle	Kalispell, Mont.
Samori Toure	Green Bay	Portland, Ore.

COACHES:	TEAM	HOMETOWN
COACH NAME		
Colt Anderson	Cincinnati	Butte, Mont.
Dave Dickenson	Calgary	Great Falls, Mont.
Craig Dickenson	Saskatchewan	Great Falls, Mont.
Andre Patterson	New York Giants	Camden, Ark.



NOTEWORTHY

PRESEASON NOTES

PRESEASON ALL-BIG SKY: Montana placed five players on the preseason All-Big Sky list in July. Returning first-team all-conference guard Hunter Mayginnnes earned a spot on the preseason all-league offensive line, and fellow returning first-team tackle Alex Gubner was named to the D-line.

Senior Levi Janacaro of Missoula – UM’s leading returning tackler this season – earned a place on the preseason all-conference as a linebacker, the second pick for the Grizzly defense.

Junior Bergen and Trevin Gradney – a pair of Billings natives and returning All-Big Sky picks – complete Montana’s preseason honorees for special teams.



WATCH OUT FOR WALKER: Senior offensive tackle Chris Walker has earned a couple big-time preseason NFL looks, with a place on both the East-West Shrine Game 1,000 and the Reese's Senior Bowl Watch List. The 6-6, 304-pounder also earned a place among college football's most NFL-ready prospects earlier in August when Bruce Feldman, one of the nation's top analysts, included Walker in his annual "College Football Freaks" list.

HISTORY OF SUCCESS: With 624 wins across 123 years of Grizzly football since 1897, Montana ranks as one of the top-20 all-time winningest FCS programs currently playing in the subdivision, and the winningest Big Sky Conference team in league history. Mostly comprised of Ivy League teams that have been in existence for more than 20 years longer than UM, there are only five other teams from west of the Mississippi with more all-time wins than the Griz.

CAPTAIN THIS SHIP: Coach Hauck announced at the end of fall camp that senior standouts TraJon Cotton (S), AJ Forbes (C), Braxton Hill (LB), Levi Janacaro (LB) and Chris Walker (OT) have been named the 2023 season team captains following a vote from the players.



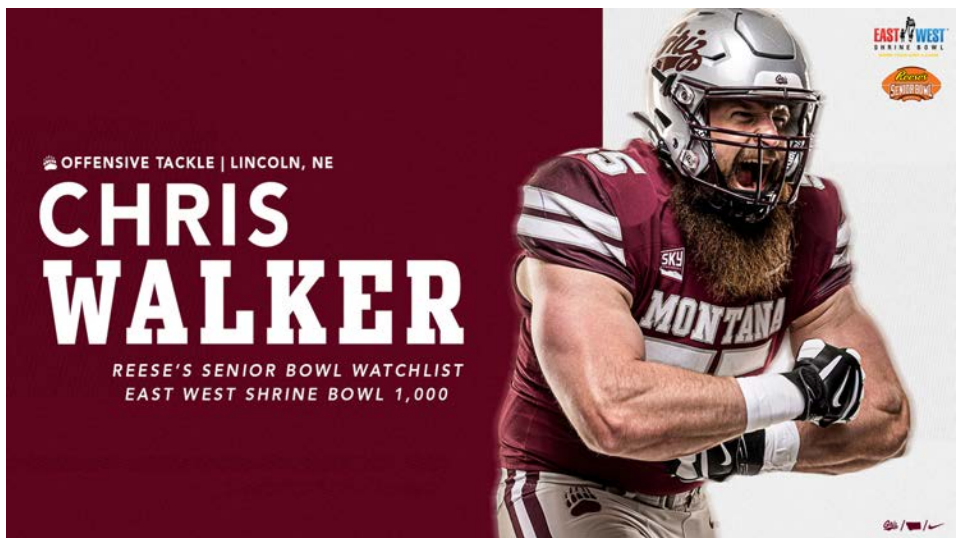
MONTANA TOUGH: The Griz boast 47 total players on this year’s roster that hail from the Treasure State. A robust 12 of those Montanans are home-grown out of Missoula. In-state recruitment has always been a cornerstone of the Grizzly program, and continues to be so in Hauck’s second tenure.

THE “U” x 2: Montana has a long and proud history of producing NFL talent at the linebacker position and, under Hauck, have consistently produced some of the most elite special teams in FCS football. Earlier this year FCS news site The Analyst updated its list of “The new U. in FCS college football” and Montana got the nod as the tops at each position out of all teams in the subdivision.

- Linebacker U: With NFL Draft picks like Caleb McSurdy and Jordan Tripp, along with greats like Brock Coyle, Josh Buss, Patrick O’Connell, and 2019 Buck Buchanan Award winner Dante Olson (not to mention the likes of Kroy Biermann and Tyrone Holmes, who played D-end at UM before switching to linebacker in the NFL).

That lineage looks to be in good hands going forward as well. Missoula’s Levi Janacaro, who earned preseason all-conference honors as the team’s leading returning tackler, and Anaconda’s Braxton Hill are poised to have big seasons in their senior year. Carson Rostad from Hamilton and Ryan Tirrell of Missoula are juniors who will be looking for a breakout season, and Riley Wilson is also one to watch at the position.

- Special Teams U: With two straight FCS Punter of the Year honorees on the Grizzly roster over the past two seasons, it’s no wonder Montana has been dubbed “Spe-



NOTEWORTHY

cial Teams U,” but those accolades don’t tell the whole story. Montana’s special teams have always been a strength under Hauck (see: Dan Carpenter, Marc Mariani, and the like). Anyone who has followed knows their success depends on more than just a guy with a big boot.

Freshman Grant Glasgow won the starting kicker job with his strong leg, and punter Travis Benham, who brings an average of nearly 40 yards per attempt with him as a transfer from San Jose State, has also shown his ability in camp. Montana has also broken records in the return game in recent years. Malik Flowers set an NCAA record for kickoff return TDs last season. While he’s gone to graduation, Junior Bergen of Billings has earned several pre-season All-America awards for his return ability.

It’s the coverage teams that really make an impact for the Griz, however, with UM being near the top of the nation in net punt average. Missoula’s Tyler Flink, an all-conference pick a year ago, and Trevin Gradney of Billings, an all-conference honoree from two years ago and preseason all-conference this season, will also be key to UM’s prowess as “Special Teams U.”

CHAMPS IN THE CLASSROOM: Montana’s goal is to always be champions on the field, but last year the Griz were Big Sky champs in the classroom as well. The Griz had a Big Sky-best GPA of 3.31 for the 2022-23 academic year, with 43 players earning Academic All-Big Sky honors.

BERGEN A PRESEASON ALL-AMERICAN: Montana’s dynamic receiver and return man Junior Bergen of Billings has been named to the Athlon Sports Preseason FCS All-America team as a punt returner, the publication announced Wednesday.

Bergen, who capped the 2022 season with a place on three different All-America lists, is one of just five players from the Big Sky Conference named to the 2023 Athlon



Sports preseason team.

The rising junior returned 22 punts for 327 yards and two touchdowns as a sophomore, with a season-long return of 72 yards against Portland State.

One of those punt return touchdowns came in the FCS playoffs, where he helped the Griz erase a 21-point third-quarter deficit against Southeast Missouri, taking a 58-yard return to the house to tie the game.

He earned second-team All-America honors following the season as a returner from Stats Perform and Phil Steele Magazine and was named to the HERO Sports Sophomore All-America team. He also earned third-team All-Big Sky honors.

PHIL STEELE MAGAZINE ANNOUNCES PRESEASON HONORS: Phil Steele Football Magazine announced its preseason All-America teams and preseason All-Big Sky teams over the summer, with several Grizzlies earning recognition. The Phil Steele preseason teams consist of four All-America squads and four Big Sky squads. Below are the Grizzlies named to the teams.

Phil Steele Magazine Preseason All-American teams:

3rd: Cole Grossman (TE), Junior Bergen (PR)

4th: Alex Gubner (DL)

Phil Steele Magazine Preseason All-Big Sky teams

1st: Hunter Mayginnnes (OL), Alex Gubner (DL), Junior Bergen (PR)

2nd: Cole Grossman (TE), Chris Walker (OL), Junior Bergen (AP),

3rd: Aaron Fontes (WR), AJ Forbes (OL), Braxton Hill (LB), Corbin Walker (DB)

4th: Nick Ostmo (RB), Junior Bergen (WR), Nash Fouch (DB)



GOOD OL' GRIZZLIES: Montana Athletics recently announced a new partnership with SANIL, national leaders in NIL activation, to re-launch Good Ol' Grizzlies, UM’s preferred NIL collective. Visit GoodOlGrizzlies.com for more information on how you can support Grizzly student-athletes.

NOTEWORTHY

IN SEASON NOTES

WEEK 1

FRESH STARTS: The Griz started 11 new players and had only seven senior starters in the lineup in the week one win over Butler, with most of UM's starters being juniors or even sophomores.

In his first collegiate start, freshman running back Eli Gillman powered his way to 119 rushing yards on 19 carries – the second-most total rush yards in the Big Sky Conference on week one – with one touchdown and an average of 6.3 yards per carry.

Also making his first start was junior safety Ryder Meyer of Fairfield, who racked up 12 tackles – the most of any player on a winning team in the Big Sky on week one – to lead the Grizzlies. He also added a TFL for a loss of a yard as Montana kept the Bulldogs out of the endzone for the entire first half.

Another star for the Griz on debut in week one was freshman kicker Grant Glasgow, who slotted the longest field goal in the Big Sky that week, pounding one in from 49 yards. Glasgow was perfect on the day in field goals and PATs and was strong in the kickoff game as well. He went 2-for-2 on field goals from 23 and 49 yards out, 3-for-3 on PATs, and totaled 435 yards on 7 kickoffs for an average of 62.1 yards per attempt, with 5 resulting in touchbacks.

Glasgow's 49-yard field goal was the longest for the Griz since 2021, when Kevin Macias booted a 50-yarder against Montana State.

MORE FRESH STARTS: Quarterbacks Clifton McDowell and Sam Vidlak split time in Montana's win over Butler, each getting their first game reps in a Grizzly uniform. Both acquitted themselves well, too, with Vidlak showing off his arm early in a 54-

yard strike to Junior Bergen and finishing with 180 yards on 15 completions in a half of play. McDowell provided a spark in the ground game as well, coming off the bench 80 total rushing yards and averaging 7.3 yards per carry.

At receiver, Sawyer Racanelli took his first snap as a Grizzly to start the game. The Washington transfer who sat out last season with injury caught one pass for 26 yards, showing his speed with 20 yards after the catch.

Tight End Jake Olson from Butte and guard Kukila Lincoln from Hawaii were each first-time starters this weekend, adding experience to a deep offensive front line.

Linebacker Riley Wilson flashed his size and speed in his first start for UM at linebacker. The sophomore transfer from Hawaii totaled 6 tackles and a half-TFL on debut. Missoula Loyola product Ryan Tirrell also made his first start for his hometown Grizzlies, picking up an assisted tackle.

Defensive ends Hayden Harris and Kale Edwards, both juniors, made their first starts in maroon and silver, while in the secondary, Trevin Gradney of Billings had a highlight-reel interception in his first Grizzly start at corner.

Punter Travis Benham also showed why UM is known as "Special Teams U", averaging 47 yards per attempt on three punts. He was a catalyst for the Grizzlies' put coverage unit, which came out of week one with the fifth-best net punting numbers in the nation and best in the Big Sky, with an average of 44.67 yards per punt, meaning Butler averaged less than three yards per return.

HOME SWEET HOME: Saturday's win over Butler extended Montana's 20-plus year winning streak in home openers, with the last loss occurring back in 2002 when NDSU upset the Griz when it was still a

D-II program.

Thanks in large part to an upset over No. 20 Washington in Seattle in 2021, the Griz haven't lost any season opener, home or on the road, since a 2014 loss at Wyoming. UM's last season-opening loss against an FCS team was way back in 2000 when Joe Glenn's Griz lost to Hofstra to start the year, but eventually advanced to the national title game.

HIT OF THE WEEK: Montana senior safety Nash Fouch had the hit of the week in the college football world on week one, and the film went viral. Fouch got a clean lick on Butler receiver Jack Bill on an end around play and de-cleated him in his tracks (Bill was OK). The hit has been seen by over 300,000 people on Griz football's social media channels alone and has been shared nationally by the likes of ESPN's SportsCenter.

WEEK 2

EXPERIENCE MATTERS: Center AJ Forbes made his 30th career start against Ferris State, making him the most experienced player in an already veteran group. Combined, Montana's week three starting offensive front entered the game with 92 total starts.

- Defensively, Alex Gubner hit a milestone as the most experienced player on the team at Utah Tech, making his 40th career start.
- Safety TraJon Cotton also hit a milestone at Utah Tech with his 20th start. He made the appearance count, too, hauling in his first career interception against the Trailblazers.
- In another first, tight end Evan Shafer (a D-II transfer) caught his first touchdown pass as a Grizzly last week, a 1-yard strike from Sam Vidlak late in the 3rd quarter.

MORE OSTMO: Nick Ostmo made a big impact in his return to regular Grizzly reps, leading all rushers in Montana's win over

NOTEWORTHY

Utah Tech with 118 yards and two TDs on the ground with 27 more receiving yards for a personal haul of 145 yards on the day. It was the senior's third-highest career day rushing.

- With 1,319 career rushing yards, Ostmo is now No. 23 on Montana's top-25 all-time leading rushers list.

SPECIAL TEAMS: Travis Benham totaled 258 yards on six punts with three landing in the 20 for an average of 43 yards per attempt against Utah Tech. His day was highlighted by a big 60-yarder that was downed on the 1-yard line. Three plays later, Junior Bergen returned a UT punt 47 yards for a touchdown.

WEEK 3



WASHINGTON-GRIZZLY BLACKOUT: Montana fans joined the team in a "Black out" of Washington-Grizzly Stadium on week 3 with black attire in the stands to match the black uniforms the team wore on the field. It marked just the second time Montana has won black uniforms.

The Grizzlies' blackout uniforms featured a black backdrop, with maroon numbers on the primary field, trimmed in white to make them pop. A medium-sized MONTANA adorns the chest of the uniform, with outlined numbers on the shoulders and a small script Griz logo on the collar. The pants are also black and feature a maroon and white stripe down the side.

A classic silver helmet completes the look but is mixed-up for the game with a large Griz paw print on the back as opposed to a script Griz logo on the sides.



THE SUGA SHOW: Montana fans were surprised on week three with special guest "Suga" Sean O'Malley on hand in Missoula to raise the 37 flag before the Ferris State game. O'Malley, a native of Helena, is one of the most popular MMA fighters on the planet, and recently became the undisputed bantamweight champion of the world at UFC 292 in Boston in August.

O'Malley embraced the opportunity to attend a Griz game and stayed on the field for the whole game, and celebrated the win with the team in the locker room.

BRAXTON HILL WAS DOMINANT: in Montana's win over Ferris State, posting a career-high 15 tackles (8 solo), and two big sacks for a combined loss of 20 yards to the visitors. One of those sacks looked like it would go down on the stat sheet as a forced fumble that led to a scoop-n-score TD from Tyler Flink but was eventually called back when the FSU QB was ruled down before the ball came out.

The senior from Anaconda's 15 stops are the most of any player in the Big Sky Conference so far this season and the most for the Griz since Marcus Welnel tallied 16 against Idaho in 2022.

For his effort, he was given an honorable mention for the Stats Perform National FCS Defensive Player of the Week and earned Montana's nomination for the Big Sky Defensive Player of the Week.

Hill has shined particularly bright under the lights, with his previous personal best of 14 stops in a single game coming against SEMO in a 2022 playoff night game.

BEAT THE EAST: Montana is now 36-7 all-time against teams from east of the Mississippi River inside Washington-Grizzly Stadium after knocking off Butler (IN) and Ferris State (MI) to start the year. It's a .837 win percentage that won't change until the possibility of a home playoff enters the picture.

THE NIGHTTIME IS THE RIGHT TIME: The Griz improved to 12-2 all-time in night games played in Washington-Grizzly Stadium on week 3. UM is playing two regular season home night games this season (Ferris St. and Sac St.) and six overall on the year. Two of Montana's three games to date were night games, with Utah Tech kicking off at 7 p.m.

WEEK 4

KEELAN'S CATCHES: Junior receiver Keelan White posted a career-high day at NAU with 92 yards on 9 catches. His previous career day was 54 yards at Idaho in 2021. The Canadian is UM's second-leading receiver so far this season with 183 yards on 16 grabs.

CONFERENCE OPENER: Montana's loss at NAU marked the first time this year the Griz have been outpassed by an opponent, with UM putting up 213 yards in the air to NAU's 260.

- Montana had a punt blocked for the first time since 2019 last week, with the previous block also happening on the road at

NOTEWORTHY

Weber State in the playoffs.

- Up until the loss at NAU, Montana hadn't lost its Big Sky opener since 2017 when the Griz fell 41-48 to No. 11 Eastern Washington in Missoula.

MORE GRABS FOR GRADNEY: Trevin Gradney was leading the nation in interceptions with four in four games after hauling in another at NAU.

At the time he also led the Big Sky Conference and was 13th nationally in passes defended with six, adding a pair of break-ups to his four picks. Gradney also tipped a pass at NAU that led directly to Braxton Hill's first career INT.

EXPERIENCE MATTERS: Cornerback Corbin Walker made his 20th career start at UM against NAU, while fellow defensive back Nash Fouch made his 25th.

As the youngest player on Montana's experienced O-line, sophomore Journey Grimsrud made his 10th career start since making the switch from the D-line as a freshman.



WEEK 5

WA-GRIZ IS THE PLACE TO BE: After selling-out its first three home games and packing-in two of the three biggest crowds ever in Washington-Grizzly Stadium, Montana led the FCS in average attendance at the midway point of the season. Let's take a deep dive.

The Griz averaged 26,362 fans through five games (3 at home), selling and distributing 104 percent of the stadium's capacity. UM set a new stadium record with 26,978 fans at the Ferris State game and 26,678 fans at homecoming against Idaho State, the third-biggest crowd in program history.

- To put that in perspective, Montana's average attendance of 26,362 places the Griz in the top two-thirds of all D-I football teams (FCS and FBS), ranked No. 80 among 133 FBS programs.

That put the Griz ahead of every team in the MAC and Conference USA in average attendance. It also places UM in the top half of teams in the American Athletic Conference (AAC), the top third of the Mountain West, and the top quarter of the Sun Belt.

Montana was ahead of notable program like Tulane (24,979), James Madison (24,910), and Air Force (24,471), each of whom received votes in the AP Top 25 this week, as well as San Diego State (25,401), Army (25,153), Vanderbilt (24,013), and Wyoming (23,804), among others.

Montana only trailed two AP Top 25 teams by a few thousand fans each, with No. 13 Washington State averaging 29,910 and No. 19 Duke averaging 27,007.

In the head-to-head with the AAC, the Griz sat only behind Memphis (27,516), Navy (29,794), UTSA (38,240), ECU (39,400), and South Florida (43,591) in average attendance. Against the Mountain West, UM only sits behind Colorado State (29,715), Boise State (36,029), and Fresno State (39,668). Montana is also amongst some familiar names in the Sun Belt, only trailing Marshall (26,409), Troy (26,979), and App

State (38,122).

- Montana also set a new program record for season tickets in 2023, with 18,761 sold and distributed, beating the previous record of 18,622 set in 2009.

For context, Boise State reportedly sold 17,403 season tickets in 2022, while San Diego State reportedly sold just under 16,000 in its first season at the new Snapdragon Stadium. James Madison announced it sold out of 2023 season tickets with 8,718 claimed, a new record for the Dukes by more than 1,000 in their second season at the FBS level.

East Carolina of the AAC also announced it had sold 14,200 season tickets this year, and Houston announced in April it had sold 15,000 season tickets ahead of its inaugural season in the Big 12 Conference, a record for the Cougars.

- Montana has finished first or second in the FCS in average attendance each year of the last decade. UM led the FCS from 2013 to 2018 and was second only to Jackson State and the Deion Sanders effect in 2021 and 2022.

McDOWELL WAS THE MAN: In just his second start for the Grizzlies, quarterback Clifton McDowell led Montana in both rushing and passing to help beat Idaho State 28-20. McDowell carried the ball 20 times for a net total of 66 yards and the game's opening TD. He was also efficient with his arm, completing 13 of 20 passes for 160 yards and another TD, while taking only one sack.

In a player of the game performance, he put in a personal haul of 226 yards to earn UM's nomination for Big Sky Offensive Player of the Week.

He's currently fourth in the Big Sky in rushing yards among QBs with 176 yards, an average of 35.2 per game.

- Right there with McDowell in terms of offensive output was Junior Bergen, who hauled in seven catches for a career high 100 yards against the Bengals, the most receiving yards by a Grizzly this season and the most for UM since Malik Flowers

NOTEWORTHY

had 108 against SEMO in last year's FCS Playoffs.

TRICKERATION: Punter Travis Benham totaled 123 yards on four attempts for an average of 30.8 yards per punt, with a long of 37 and 1 dropped in the Idaho State 20.

More importantly though, Benham, a former high school quarterback and junior college pitcher on the baseball diamond, completed a 15-yard pass to Garrett Graves on a fake punt play to convert a crucial fourth-and-one that led directly to UM's game-sealing touchdown in the fourth quarter to earn the Grizzlies' nomination for Big Sky Special Teams Player of the Week.

SHAFER'S START: Evan Shafer, a junior tight end in his first year at UM after transferring in from D-II Hillsdale, made his first start for the Griz against ISU and was rewarded with his second career touchdown catch. He caught a 15-yard pass from Sawyer Racanelli on a reverse to put the Griz up 21-14. He caught his first TD as a Grizzly on the road at Utah Tech. Two career catches, two career touchdowns.

Going even deeper, he only logged one career catch at Hillsdale, also a touchdown. Three total career catches, three touchdowns. Talk about production.

Shafer has been a jack of all trades for the Griz, regarded by the staff as a hard-nosed athlete with the ability to play both ways. In addition to getting a start at tight end, he's also seen reps on the D-line, where he filled in on injury reserve at nose guard.

A FIRST FOR RJ: Montana needed a turnover coming out of the locker room at half-time to recapture momentum against Idaho State, and cornerback Ronald Jackson was the man for the job. The sophomore aired out to intercept a Jordan Cooke pass on the first play of the third quarter, leading directly to a touchdown for the Montana six plays later to go up 14-7.

It was the first pick of RJ's career as a Grizzly, with the speedy transfer from Akron seeing expanded minutes on defense on top of starting special teams reps with the coverage teams.

HAPPY HOMECOMING: Montana improved to 68-33-1 all time and 33-4 inside Washington-Grizzly Stadium on Homecoming with the 28-20 win over Idaho State. Head Coach Bobby Hauck is now 11-1 on the day, with his and the Grizzlies last loss coming in 2018 against Portland State.



COTTON A SEMIFINALIST FOR THE "ACADEMIC HEISMAN": With two degrees already in hand, Montana senior safety and team captain TraJon Cotton added to his impressive off-field resume as one of just four players from the Big Sky Conference to be named a semifinalist for the National Football Foundation's William V. Campbell Trophy, also known as the "Academic Heisman."

Celebrating its 34th year, the Campbell Trophy recognizes an individual as the absolute best football scholar-athlete in the nation for his combined academic success, football performance, and exemplary leadership.

Semifinalists must be a senior or graduate student in their final year of playing eligibility, have a GPA of at least 3.2 on a 4.0 scale, have outstanding football ability as a first team player or significant contributor, and have demonstrated strong leadership and citizenship.

Cotton became the first in his family to graduate from college, not once, but for a second time in the spring, earning his master's degree in public administration on top of an undergraduate degree in public health from UM.

All the while he's maintained a 3.41 GPA throughout graduate school as he works on an entrepreneurship certificate this fall, preparing for a career in diversity, equity, and inclusion in life after football.

He is also passionate about serving the community. Outside of football he works as an Inclusive Excellence for Student Success (IESS) Student Coordinator. IESS is a student-centered office designed to support our diverse community and engage in diversity, equity, inclusion, and anti-racism efforts at UM, part of the university's mission to foster inclusive excellence on our campus.

The Sacramento native has volunteered nearly 170 hours in the Missoula community since arriving at UM with organizations such as the local United Way, YMCA, UM's Diversity and Inclusion Student Leadership Committee, and local elementary schools. He's also worked as a coach at Grizzly football summer kids camps.



NOTEWORTHY

WEEK 6

BIG PLAYS = PLAYER OF THE WEEK:

Receiver Aaron Fontes was named the Big Sky Conference Offensive Player of the Week after the UC Davis game, the first weekly accolade of his career and the first for the Grizzlies this season.

Montana used a near-evenly split offensive attack to help defeat the No. 18 Aggies on the road in California with 243 passing yards and 181 rushing yards. But Fontes came up with the biggest, most eye-popping plays right when the Griz needed them most.

The Oxnard native led all receivers in the game with five catches on seven targets for a career-high 99 yards and two touchdowns, with a career-long play of 41 yards. He also carried the ball once for four yards (on what was really a pass behind the line of scrimmage), giving him a personal haul of 103 yards on the day.

MORE BIG DAYS AT DAVIS: Linebacker Braxton Hill led the Grizzlies in tackles for the fourth-straight game at UC Davis with 10 total stops, seven of which were solo. The Anaconda native also added a pass breakup to earn Montana's nomination for Big Sky Defensive Player of the Week, leading a team effort that held the Aggies to just three points in the second half.

BERGEN BITES: Junior Bergen was once again lights out in the return game, adding up 126 total yards on five combined punt and kickoff returns at UC Davis. He set the Griz up with good field position with 92 yards on four punt return attempts, with a long of 39 yards. The Billings native also totaled 34 yards on one kickoff return.

For his efforts, he received an honorable mention for the Stats Perform FCS Special Teams Player of the Week.

SCHOOL RECORD: Freshman running back Eli Gillman broke loose for an 85-yard touchdown sprint that helped put the game out of reach for Montana in its win over ranked UC Davis. The freshman took a pitch around the right side and shed tacklers for an 85-yard score, a new school

record, career-high and the third-longest rush in the Big Sky this season.

LOCKDOWN GRIZ D: Montana put in one of its best defensive performances of the year at UC Davis, holding the potent Aggie attack to just three points in the second half in the 31-23 win.

Davis' three points were the second-fewest allowed by Montana in a half and the fewest in Big Sky play halfway through the season. Only the second-half shutout of Ferris State produced less.

STOP THE RUN: The Griz continued to excel in stopping the run against the UC Davis, allowing the Aggies - one of the top rushing teams in the Big Sky - to earn just 76 yards on the ground.

WEEK 7

BIG WINS = BIG ACCOLADES: A stifling defensive performance and a perfect day kicking led Montana to a pair of Big Sky Player of the Week honors after defeating Idaho in Moscow to bring the Little Brown Stein back to Missoula.

The upset over the No. 3 Vandals also garnered national accolades for the Griz, with Stats Perform naming Montana the FedEx Ground FCS National Team of the Week.

The Big Sky announced that junior safety Ryder Meyer earned Defensive Player of the Week honors, and freshman kicker Grant Glasgow was named Special Teams Player of the Week – a first for both players.

Meyer was the team leader in tackles on a Grizzly defense that came up with three turnovers and held the vaunted Idaho rushing attack to just 58 yards on the ground.

The Fairfield native posted a team-high eight total stops, combining on one for a loss in the win. He also came up with a critical interception in the endzone on a tipped pass from Riley Wilson to keep the Vandals from scoring early in the second half.

Glasgow had a perfect day with his foot at Idaho, taking a personal haul of 11 points

with three field goals and two PATs in the 23-21 Grizzly victory.

The three field goals, all from 40-plus yards, were a single-game career high for the native of Lawrence, Kansas.

He also averaged a clean 65 yards per kickoff for 390 total yards, with all six of his attempts sailing into the endzone at the Kibbie Dome for a touchback, not giving the Vandals an opportunity for a return all day.

Glasgow also earned a tip of the cap nationally on Monday, with Stats Perform giving him an honorable mention for the FCS National Special Teams Player of the Week.

MOVIN' ON UP: For the first time since 2019, the Division I Football Championship Committee revealed its in-season top 10 rankings of the FCS teams on Oct. 26.

The committee used results through games played through Oct. 21, and these in-season rankings serve as a snapshot as to where the committee has teams ranked heading into the final four weeks of the regular season.

Montana was selected No. 6 by the committee, which would be a seed in the playoffs if it were to start today and eligible for a first round bye.

The committee consider some of the following criteria (in no order) when selecting at large teams:

- Each team's won-lost record
- Each team's strength of schedule
- Eligibility and availability of student-athletes for the NCAA championship
- AFCA Coaches' Poll
- Stats Perform FCS Top 25 Poll (replacing the NCAA Simple Rating System (NCAA SRS))
- Additionally, as part of a pilot program, the committee will start to consider the KPI with the hopes of adding it as an official tool in future years.
 - KPI is a metric developed by Kevin Pauga (Kevin Pauga Index).

NOTEWORTHY



GILLMAN NAMED TO RICE AWARD

WATCH LIST: On Oct. 18, Freshman running back Eli Gillman was one of 22 players from around the country named to the watch list for the 2023 Stats Perform Jerry Rice Award, which honors the national freshman of the year in the Football Championship Subdivision and is presented by FedEx Ground.

After seven games, Gillman's 508 rushing yards were the most of any freshman in FCS football and the second-most for a freshman in all of D-I football. Gillman's season total also puts him among the top 25 rushers in the FCS in any class.

His six rushing touchdowns are also tied for the third-most among all players in the Big Sky Conference. With six catches for 45 yards, he's sitting on 553 all-purpose yards as of when this was announced.

Gillman has already etched his name into Montana's record book, however, when he broke loose for an 85-yard touchdown run at UC Davis, the longest in Montana history by four yards.

The Rice Award, now in its 13th season, is named after legendary Hall of Fame wide receiver Jerry Rice.

Three Grizzlies have been finalists for the honor in that time. Record-breaking receiver Jerry Louis-McGee was in the running in 2016, quarterback Gresch Jensen was on the list in 2017, and Robby Hauck, Montana's all-time leading tackler, was a finalist in 2018.

2023 Jerry Rice Award Watch List

- Marqui Adams, Delaware State, QB
- Camden Coleman, Richmond, QB
- Quincy Craig, Portland State, RB
- Champ Dozier, Houston Christian, RB
- MJ Flowers, Eastern Illinois, RB
- Syeed Gibbs, Rhode Island, DB
- Eli Gillman, Montana, RB**
- Carter Glassmyer, Saint Francis, LB
- Malachi Hosley, Penn, RB
- Brendan Jenkins, Samford, WR
- Jaylon Joseph, Lafayette, DE
- Alex McLaughlin, Northern Arizona, DB
- Mack Mikko, Presbyterian, PK
- Zach Mitchell, Southern Utah, WR
- Connor Moore, Montana State, LT
- Tye Niekamp, Illinois State, LB
- Marco Patierno, Elon, LB
- Aaron Sears, Stephen F. Austin, CB
- Beau Sparks, Utah Tech, WR
- Tak Tateoka, St. Thomas, QB
- VJ Wilkins, Campbell, WR
- Ty'Jarian Williams, Miss.Valley St, QB

HOME SWEET HOME: The Montana Grizzlies emerged from their month-long road gauntlet with wins over two ranked opponents, a top-five ranking, and rested bodies from the bye week.

Montana earned a signature win at Idaho when UM fed off a raucous crowd to build a 20-7 halftime lead and pulled away with the 23-21 victory to retain the Little Brown Stein.

The always-stout Grizzly defense also stepped up during the road swing, allowing fewer than 100 rushing yards against a pair of ranked opponents and building a conference-best turnover margin.

BIG BERGEN MOMENTS: Junior Bergen was Montana's go-to target in the passing game against Idaho, hauling in five passes for 118 yards and a touchdown, including a big 76-yard dagger that got the Griz out to a 10-0 lead in the first quarter. He also added a rush for one yard for a total haul of 119 all-purpose yards. He earned Montana's nomination for Offensive Player of the Week.

BIG MAC: QB Clifton McDowell also had a player-of-the-week-worthy outing at Idaho. He went 11-for-18 passing for 176 yards and a TD, and added 38 more yards on the

ground with 13 carries for a total haul of 214 yards.

More importantly, McDowell led the charge on third-down conversions for the Griz, moving the chains on 8 of 14 attempts. Which leads us to...

MOVE THE CHAINS: Montana converted its highest percentage of third downs this season at Idaho, moving the chains just over 57 percent of the time with eight conversions on 14 attempts. While the Griz were pouring on the points in the second quarter against the Vandals, the team converted five of their six third down opportunities, an 83 percent clip, the best third-down quarter of the season.

GUBBY'S GOT GAME: Meyer's full stat sheet may have won him the Big Sky Player of the Week award, but the straw that stirred the defensive drink for the Griz against the Vandals was without a doubt senior tackle Alex Gubner.

Idaho entered the game with one of the top rushing attacks in the Big Sky and the league's leading rusher in Anthony Woods, who was averaging an impressive 110 yards per game on the ground.

In large part thanks to Gubner's play up front, the Griz shut Woods and the Vandal rush down, allowing him just 41 yards and Idaho as a team just 58 net yards, with QB Gevani McCoy escaping a crumbling pocket and losing a total of 54 yards rushing, nearly as much as the entire team gained.

Gubner, a four-year starter, 2023 team captain, preseason All-Big Sky pick, two-time all-conference selection, and 2022's co-defensive team MVP, is having an All-America season for the Griz in his senior campaign.

MORE IDAHO NOTES: Montana chipped away at Idaho's lead in the all-time series last week, now trailing 31-56-2 overall 14-29-2 at Idaho.

Idaho is the only Big Sky team to hold a series lead over UM, but in the last 30 years it's been a one-sided affair. The Griz have now won 12 of the last 15 meetings dating back to 1991.

NOTEWORTHY

WEEK 9

REAL RANKINGS: For the first time since 2019, the Division I Football Championship Committee has revealed its in-season top 10 rankings of the FCS teams. The rankings were announced Thursday, Oct. 26 on ESPN2. Montana was ranked No. 6 by the committee.

The committee used results through games played through Oct. 21, and these in-season rankings serve as a snapshot as to where the committee has teams ranked heading into the final four weeks of the regular season.

The committee consider some of the following criteria (in no order) when selecting at large teams:

- Each team's won-lost record
- Each team's strength of schedule
- Eligibility and availability of student-athletes for the NCAA championship
- AFCA Coaches' Poll
- Stats Perform FCS Top 25 Poll (replacing the NCAA Simple Rating System (NCAA SRS))
- Additionally, as part of a pilot program, the committee will start to consider the KPI with the hopes of adding it as an official tool in future years.

OPPOSITE OCTOBER: The month of October was very, very good to the Montana Grizzlies.

Two big-time road wins over ranked opponents (Idaho & UC Davis), a productive bye week to rest the legs followed by a 40-0 drubbing of a conference foe (UNC) to rise to No. 3 in the national poll.

Montana came out of the month of October smiling, the opposite of 2022 when the Griz wen 1-3 during the spooky season, with losses to Idaho, #2 Sac State, and #5 Weber State.

BAD BEARS: Northern Colorado is still the only Big Sky team to never earn a win over Hauck's Grizzlies at 0-8 all-time against him as a head coach after Montana dismantled the visitors 40-0 on week 8.

DOMINANT D: There really is no better

word to describe Montana's defensive performance against Northern Colorado than *DOMINANT*. Like, historically dominant.

The Griz allowed the Bears just 94 yards of total offense with 18 rushing yards. Numbers almost unheard of in modern college football. You have to go back to 2010 when Montana beat D-II Western State (now named Western Colorado) 73-2 to find the last time UM held a team to under 100 yards of total offense. The Griz held the Mountaineers to just 39 rush yards and 55 passing yards in that game to total, coincidentally, 94 yards of total offense.

- The Griz scored on two pick-sixes against UNC that week. That 2010 win against Western State was also the last time the Griz returned more than one interception for a touchdown in a single game with a Big Sky record four (!) in one game, three of which came in the first quarter (!!).

Jordan Tripp, Erik Stoll, and Trumaine Johnson each had a pick-six in the opening 15 minutes, with Sean Murray adding another in the fourth quarter.

- Montana allowing just 18 rushing yards is also a historic achievement. It's the fewest allowed by the Griz since SELA had just 22 yards on the ground in the 2019 FCS playoffs. Before that it's the fewest since Mississippi Valley State was in negative territory with -61 rushing yards in 2016. Even Western State gained 39 yards rushing back in 2010.

Against a Big Sky Conference opponent, it's the fewest allowed since Weber State gained just 6 yards rushing against the Griz in 2013.

- Montana's two most recent opponent lows in total offense that are even in the same ballpark include the game at NAU in 2021, who gained just 154 yards of total offense, and Mississippi Valley State who tallied just 146.

PITCHING SHUTOUTS: In the Bobby Hauck era 2.0, Montana has pitched more shutouts than any other team in the Big Sky Conference with four – all against D-I opponents – since 2018.

Hauck's Grizzlies have blanked Northern Colorado twice, once last week (40-0) and once in 2021 (35-0). Montana also handed out goose eggs to Northwestern State (47-0) and Cal Poly (57-0) in 2022.

Portland State, Idaho, and Sacramento State are the only other Big Sky teams to post more than one shutout in the last five seasons with two each since 2018. However, at least one of those for each team was against a non-D-I opponent, meaning the Griz are the only team in the league with more than one D-I shutout in the last five years.

Montana has also kept two additional teams out of the endzone in that time, with NAU only managing a field goal in 2021 (30-3), and Central Washington only kicking a field goal in the spring of 2021 (59-3).

UM also held Western Illinois' offense out of the endzone in a 2021 matchup, with a pick-six being the only points of the day for the Leathernecks in a 42-7 Grizzly win.

The Grizzly defense has allowed just one touchdown against it in five other games since 2018 as well, including the 13-7 win over No. 20 Washington in 2021.

GOOD GRIZ: Riley Wilson spearheaded Montana's dominant defensive day against UNC with an impressive stat line of six tackles, three sacks, and four tackles for loss. For his effort, the Big Sky Conference named him the league's Defensive Player of the Week. He also received an honorable mention for the Stats Perform FCS Defensive Player of the Week.

Wilson's stats alone made up the bulk of a big day for UM against UNC, with the team totaling six sacks for a second-straight game and a season-high 12 TFLs.

- Eli Gillman carried the ball 14 times for 106 yards and two touchdowns against Northern Colorado, averaging 7.6 yards per carry and not losing a single yard in the process.

He earned Montana's nomination for Offensive Player of the Week and the FCS Freshman of the Week as well. He's adding impressively to his resume for the 2023

NOTEWORTHY

Jerry Rice Award that goes to the nation's top freshman.

He and fellow running back Nick Ostmo paired up for nearly 200 combined yards against UNC. Ostmo totaled 86 yards on the day, 14 shy of giving the Grizzlies two, 100-yard rushers in a game since 2013 when Travon Van and Jordan Canada combined for 238 against Portland State.

- Braxton Hill picked off the second pass of his career against UNC and took this one to the house 34 yards for his first career touchdown. It's not his first career score, however. Hill got on the board against South Dakota in 2022, sacking QB Carson Camp for a safety.

- Jaxon Lee of Missoula/Phillipsburg got his second **pick** in as many games and his first **six** against UNC, taking one back 48 yards for a score that broke the dam loose for the Griz. He had his first career pick against Idaho and nearly returned it for six as well, but was tripped up by one of the last defenders.

- Quarterback Keali'i Ah Yat made his college debut for the Grizzlies against UNC, much to the delight of the Montana fans and one former player in particular. Ah Yat, a true freshman from Oahu, is the son of Grizzly Sports Hall of Famer Brian Ah Yat, and is in his first season at UM.

The legacy QB impressed in his debut as well, completing nine of 13 passes for a game-high 89 yards and his first career touchdown pass, connecting with Junior Bergen from 21 yards out.

Ah Yat is eligible to compete in the final three remaining regular season games and any playoff games UM may have and still retain his redshirt status per new rules from the NCAA.

- Sawyer Racanelli has waited a long time to get into the endzone as a Grizzly. After transferring to UM from Washington in the spring of 2022, he sustained an injury in spring ball that kept him off the field all season.

He caught the first touchdown of his career against UNC, connecting with Clifton Mc-

Dowell on a 20-yard fade route. Earlier this season he threw a touchdown pass as well on a reverse against Idaho State.

WEEK 10



HAUCK MAKES HISTORY: Montana head coach Bobby Hauck became the Big Sky Conference's winningest coach of all time after UM's win over Sac State. At 124-35 overall in his 12 years at Montana and counting, Hauck broke the league win record set by former Northern Arizona head coach (and long-time UM assistant) Jerome Souers (123).

A CAREER DAY FOR CLIFF: Quarterback Clifton McDowell had a career day under center against Sacramento State, racking-up the most offense of anyone in the league on week 10 with 325 total yards, and he utilized his arm, legs and even his hands to do it.

For his efforts, the first-year Grizzly was named the Big Sky Conference Offensive Player of the Week, the first weekly honor of his short career at UM. He also earned a national tip of the hat with an honorable mention for the Stats Perform FCS Offensive Player of the Week.

McDowell remained undefeated as a starter while passing for 218 yards and two touchdowns, rushing for a career-high 83 yards with an average of 5.5 yards per carry, and even catching a pass for 24 additional yards to total 325 in the win over Sac State.

Taking every snap at QB, the Texan helped lead the Grizzly offense to a season-high

547 yards of total offense, balanced with 305 on the ground and 242 in the air. He's also avoided turning the ball over in the passing game, throwing 119 passes this season with only one interception.

ELI GETS ACCOLADES: Running back Eli Gillman also received an honorable mention for a Stats Perform FCS award, this one for Freshman of the Week.

Gillman posted his second-straight 100-yard rushing game and his third of the season with 113 yards on the ground and a touchdown against the Hornets. He also caught a pass for 20 yards to give him a career-high 133 yards of total offense.

GOOD GUBNER: The stat sheet may not show it, but Alex Gubner once again proved to be one of the most destructive defenders in the Big Sky Conference against Sac State with two tackles and a timely sack for a loss of nine yards that halted a Hornet drive in the fourth quarter.

Gubner has been the straw that has stirred the defensive drink for the Griz this season. The Grizzly defense held Sac State's potent rushing attack to just 149 yards and kept the Hornets out of the endzone after the first drive of the game.

RECORD PLAY: McDowell also helped deliver the backbreaker to Sac State early in the fourth quarter, dropping a dime from deep in Montana territory to Keelan White in stride for a 97-yard touchdown pass that helped seal the win for the Griz.

It was the longest play from scrimmage in school history, with McDowell now etched in the Grizzly record book after topping Brian Ah Yat's 26-year-old record 93-yard pass to Jimmy Farris in 1997. It was also the longest play from scrimmage in the Big Sky and is the third-longest play in the FCS this season, with two other passes going for 98 yards.

FINDING BALANCE: Montana outgained Sacramento State 547-268 on week 10 with a balanced offense, running the ball for 305 yards and throwing for another 242 to average 7.6 yards per play. It's the most rushing yards in a game since UM had 337 in a 63-7 blowout win over Eastern Wash-

NOTEWORTHY

ington last November.

The Griz have been surprisingly balanced overall this season, rushing for 1,697 yards and passing for 1,715 – a difference in total production of just 18 yards after week 10.

POSESSION, POSESSION, POSESSION:

Montana lost the turnover battle for the first time this season against SAC at -1 after McDowell threw his first pick of the year. The Griz still retain the best overall turnover margin in the conference in Week 10 at +8, however, at top 10 mark in the FCS. UM also has the most turnovers gained in the Big Sky with 18 on the season, despite not picking one up against the Hornets.

The Grizzly D didn't allow a score from Sac State for 10-straight drives, meaning the visitors didn't score any points off the one turnover. Montana is winning in the points off turnovers game 53-30 on the year.

WA-GRIZ IS (STILL) THE PLACE TO BE (AGAIN):

Another home game (this time against SAC), another sellout at Washington-Grizzly Stadium with 25,888 fans packing in to see the Griz defeat the Hornets in a ranked showdown.

It was the fifth-straight sellout at UM this season, and with the Griz/Cat game always packed, Montana is looking at the possibility of breaking the Big Sky Conference record for single-season home attendance average, set by UM in 2009 (25,652).

Montana set a new single game attendance record on Sept. 13 against Ferris State at 26,978 and set a record for season tickets sold at 18,761 before game one.

The Griz lead the FCS in both average and accumulated attendance this week, with 130,437 total fans crossing the turnstiles for an average of 26,087 per game.

You know it's coming... That average ticket number of 26,087 makes Washington-Grizzly Stadium the eighth-largest city in Montana on a Saturday afternoon, closely behind Kalispell's population of 28,450.

It's also more average fans this week than Tulane, UConn, Vanderbilt, Air Force, Marshall, San Diego State, James Madison, and Wyoming, to name a few. In fact, UM would be No. 79 out of 133 FBS teams in average attendance, among the top two-thirds of all programs in the nation.

THE NIGHTTIME IS THE RIGHT TIME:

The Grizzlies improved to 13-2 all-time in night games played at Washington-Grizzly Stadium after beating Sac State on Week 10. Montana has played more night games this year than any year previous (home and away) with 6 on the year.

EXPERIENCE MATTERS: Keelan White, who caught a record-setting 97-yard touchdown catch against SAC, made his 25th career start for the Griz at PSU last week. Linebacker Braxton Hill of Anaconda made his 20th start, while the 10th game of the season meant first-year starters Hayden Harris and Ryder Meyer will make their 10th career start. Against SAC, Nash Fouch hit a milestone with his 30th career start and Corbin Walker made his 25th.

COTTON IS KING: Senior safety and Sacramento Native TraJon Cotton earned a game ball from the Grizzly coaching staff after Montana's win over his hometown Hornets. Sac State targeted Cotton with All-America tight end Marshel Martin six times in the contest. Cotton passed those tests with flying colors, with Martin going 0-6 against him.

Surprisingly, it was the first-ever top-five showdown in the rivalry game, with the two FCS powerhouses ranked No. 3 and No. 4 entering the week.

In one of the oldest and most historic rivalries in America, Montana and Montana State squared-off for the 122nd time, with Montana now holding a distinct series advantage at 74-42-5 all-time, dating back to the first meeting in 1897.

The Griz have been dominant in the rivalry in games played in Missoula at 33-17-1 all-time, and 14-5 inside Washington-Grizzly Stadium.

Over the last 21 years, the series has been nearly even, with UM holding a 11-10 win advantage dating back to 2002, which was the year MSU broke "the streak" of 16-straight Grizzly wins.

In all D-I college football (FCS and FBS) and all the storied rivalries in our game, the Griz/Cat game is the 16th-most played at 122 meetings, and the third-most played in the western United States. Only Stanford/Cal (126 meetings) and Oregon/Oregon State (127 meetings) have been played more frequently west of the Mississippi.

You'd also be hard-pressed to find a rivalry game as lopsided as Griz/Cat. Only 22 teams in all D-I college football have beaten an opponent more times than Montana has beaten Montana State.

At 74 wins in the series, Griz/Cat is the 23rd-most wins of any team in the nation against a single opponent, and UM's winning percentage of .624 is the 33rd-best among the top-55 most played games in the country. For reference: Montana sits right behind Washington's 76 wins over Washington State in the Apple Cup, with the Huskies holding a 76-33-6 advantage.

MADE IN MONTANA: Of the 107 active players currently on Montana's roster, a whopping 47, nearly half of the team, hail from the state of Montana, and grew up dreaming of one day playing in this game. Of those 47, 12 remained in their hometown of Missoula to play football, and yet seven more hail from the nearby Bitterroot or Flathead Valleys.

WEEK 11



A BRAWL LIKE NO OTHER: Montana dominated rival Montana State 37-7 on Week 11 in the annual "Brawl of the Wild", a game that held massive implications. Here's some quick hits:

- Montana won its first outright Big Sky Championship since 2009 with the win when Hauck was in his first tenure at UM.

NOTEWORTHY

SATURDAY'S STARS vs PSU: Quarterback Clifton McDowell put up 224 yards of total offense and looked unstoppable in the run game, rushing for three touchdowns in Montana's 34-7 win at Portland State.

McDowell connected on nine of 14 passes for 127 yards with no interceptions and carried the ball eight times for 72 rushing yards, averaging nine yards per carry. He led Montana once again in a balanced offensive attack, with the team putting up 231 yards on the ground and 258 yards to add up nearly 500 yards of total offense.

The Texan was key in moving the chains for the Griz too, with UM's offense converting 9 of 16 third downs and 2 of 2 fourth down conversions while going 5-for-5 in the red zone. His performance earned a nomination for Big Sky Offensive Player of the Week.

The last Montana player to rush for three touchdowns? Nick Ostmo did it against Eastern Washington almost a year ago to the day in Missoula. Ostmo was another standout offensively for UM last week, rushing for 28 yards and a TD and catching three passes for 42 yards, giving him 70 all-purpose yards on return to his hometown.

Junior Bergen also had a solid day in all three phases of the game to total 104 all-purpose yards: 4 rushing, 69 receiving on four catches, and 31 yards on rare kickoff return opportunities. Bergen leads the Big Sky in average punt return yards at 14.4, despite only having 19 opportunities for an attempt on the season and

- Riley Wilson led a Grizzly defense that held the Portland State rushing attack, which entered the game as the second-most productive in the Big Sky, to just 93 yards on the ground Saturday night.

Wilson totaled four tackles, but two of them were sacks, and were both timely in shutting down PSU opportunities, earning him a nomination for Big Sky Defensive Player of the Week.

He now leads the Big Sky in sacks per game with 7.5 on the season, an aver-

age of .94 per contest. He also leads the league in tackles for loss, averaging 1.38 per game.

Wilson is just a month removed from earning the Big Sky's weekly award, the first of his career, after leading the Griz to a win at Idaho. He's the league's highest-graded linebacker and the third-highest-graded backer in the FCS this season according to Pro Football Focus at 88.5.

Linebacker Braxton Hill led the Grizzlies in tackles for the sixth time this season against PSU with seven total and a half TFL. The Anaconda native is now second in the Big Sky in total tackles with 83 on the season.

- Kicker Nico Ramos had a perfect day kicking for the Griz at Portland State, going 2-for-2 on field goals, one from 19 yards and the other from 36 yards, while also going 4-for-4 on PATs for a personal haul of 10 points. He earned UM's nomination for Big Sky Special Teams Player of the Week.

- Eli Gillman was once again excellent for Montana, finishing the game against PSU just three yards shy of his third-straight 100-yard rushing game and his fourth of the season. He totaled 97 rushing yards against PSU and added 22 yards on one catch to lead the Griz with 119 all-purpose yards.

MORE MSU NOTES: The Griz didn't just win, they dominated, scoring the first 20 points of the game, and leaving absolutely no doubt in front of a stadium record crowd of 27,178 fans.

A Bobcat offense that led the country with an average of 43.8 points per game was held completely in check, scoring just a single time while going 1-for-10 on third down and being stopped on all four of their fourth down attempts.

The Grizzly defense held them nearly 100 yards under their season average for rushing, and the secondary held the pair of Bobcat quarterbacks to just 4-of-16 through the air for 67 yards.



ALL-BIG SKY HONOREES

Individual Award Winners

Defensive Player of the Year

Alex Gubner

Newcomer of the Year

Clifton McDowell

Freshman of the Year

Eli Gillman

Coach of the Year

Bobby Hauck*

* - Unanimous Selection

First Team Offense

WR: Junior Bergen, Montana

OL: Brandon Casey, Montana

First Team Defense

DL: Alex Gubner, Montana*

LB: Braxton Hill, Montana

DB: Corbin Walker, Montana

DB: Trevin Gradney, Montana

* - Unanimous Selection

First Team Special Teams

PR: Junior Bergen, Montana

ST: Garrett Graves, Montana

Second Team Offense

RB: Eli Gillman, Montana

OL: AJ Forbes, Montana

Second Team Defense

LB: Levi Janacaro, Montana

LB: Riley Wilson, Montana

Honorable Mention (Min. 3 votes)

OL: Chris Walker, Montana

OL: Journey Grimsrud, Montana

NOTEWORTHY

The offense, meanwhile, continued the balanced attack that has been so key to the Grizzlies seven-game winning streak. Montana passed for 228 yards and ran for another 202 to outgain Montana State 430-280 in the game. Montana's offense went 5-for-5 in the red zone. The Grizzlies also didn't turn the ball over all day, controlling the clock to a 34:44-to-25:16 advantage.

NATIONAL HONORS



At the conclusion of the regular season, Montana posted three finalists for FCS national awards presented by Stats Perform and FedEx Ground.

- After delivering Montana its first Big Sky Conference championship since 2009, head coach Bobby Hauck was named one of 20 finalists for the 2023 Eddie Robinson FCS Coach of the Year Award.

Hauck, now the winningest coach in Big Sky Conference History in his 12th season at UM, was also a finalist for the Robinson Award the last time the Grizzlies won a league title during his first tenure at Montana.

- Linebacker Braxton Hill was named a finalist for the Buck Buchanan Award for the Defensive Player of the Year in the FCS. Hill is one of 30 finalists from around the nation and one of just three from the Big Sky Conference.

The senior from Anaconda finished the regular season with the second-most tackles in the league with 91, 33 of which were solo, to average 8.3 total stops per game to date. He's also tallied 4.5 tackles for loss and 2.5 sacks, picked off two passes

(one of which he returned 34 yards for a touchdown against UNC), broken up five passes, and recovered a fumble.



- Running back Eli Gillman was also named one of 22 finalists for the 2023 Jerry Rice Award honoring the national freshman player of the year.

With 857 on the season, Gillman has rushed for more total yards than any other freshman in FCS football and the third-most in all of D-I football. He's also second among all players in the Big Sky Conference in rushing yards per game, averaging just under 78 per contest and is No. 8 in the league in all-purpose yards with 103 receiving yards to go along with his 10 touchdowns.

Gillman has already entered Montana's record books, breaking free for the longest touchdown run in program history at UC Davis from 85 yards out. His 857 rushing yards currently stand as 21st-most in program history among all players and are the most of any freshman in program history.



WEEK 13

BLUE HEN BLOWOUT: Montana felt right at home in a winter storm in a second round night inside Washington-Grizzly Stadium, blowing out No. 11 Delaware 49-19. The Griz led by as many as 37 points on a snow-covered field and improved to 11-1 with their eighth straight win.

49 points scored by UM is the highest scoring output for the Griz this season, and the most since beating Eastern Washington 63-7 in November of 2022 and is one of the program's top 10 highest scoring playoff games of all time.

49 points is also the same number of points scored by Delaware against the Griz in the only previous meeting between the two, a 49-48 heartbreaking loss for Montana in 1993.

- Montana has relied on a balanced offense this season that is rooted in a strong run game. The Griz outrushed Delaware 203-111 in the snowy conditions last week and improved to 9-0 when outrushing an opponent.

OLD SCHOOL REMATCH: The Blue Hens bested the Griz in the first and only meeting between the two programs, a back-and-forth battle in the first round of the 1993 D1-AA playoffs in Missoula.

In frigid temps, Delaware scored on a late 32-yard touchdown pass to take a 49-48 win. In a game that saw over 1,000 yards of total offense combined, sophomore Dave Dickenson passed for 409 yards and four TDs, including two to Scott Gurnsey.

The PAT on Montana's final touchdown – an 80-yard kickoff return from Damon Boddie – would sail wide, however, and that would be the difference maker as the Grizzlies' season would come to an end at 10-2.

NOTEWORTHY



FOUR GRIZZLY GREATS SET TO ENTER HALL OF FAME

The University of Montana athletic department proudly announced the Grizzly Sports Hall of Fame presented by Wipfli incoming class of 2023 in June, honoring the careers of four of UM's most successful student-athletes and coaches.

Grizzly soccer's founding coach Betsy Duerksen, All-American distance runner in track and cross-country Dean Erhard, NFL All-Pro Marc Mariani, and Lady Griz Big Sky MVP Jeanne McNulty-King will be inducted as the Grizzly Sports Hall of Fame presented by Wipfli class of 2023 at a banquet this fall.

"All four of these individuals had remarkable careers at the University of Montana and left a significant legacy. As I visited with each of these inductees, they all expressed their gratitude for the opportunities provided them by Grizzly Athletics. Now it is our great opportunity to recognize their accomplishments," said director of athletics Kent Haslam.

The Grizzly Sports Hall of Fame presented by Wipfli was founded in 1993 to pay tribute and give lasting recognition to those student-athletes, coaches, and teams who have made exceptional contributions and brought recognition, honor, and distinction to the University of Montana in the field of Intercollegiate Athletics, and who have continued to demonstrate in their lives the values imparted by their experience. Induction into the Hall of Fame represents the highest athletic honor the university can bestow.

The Hall of Fame induction banquet was held in the Adams Center on the University of Montana campus in Missoula on Friday, Oct. 27, with the class of 2023 celebrated on the field during the Grizzlies' football game against Northern Colorado on Oct. 28.

The Grizzly Sports Hall of Fame presented by Wipfli is comprised of 71 former UM athletes, coaches, and teams. Athletes and coaches become eligible for nomination 10 years after their careers at the University of Montana end.



MARC MARIANI
FOOTBALL 2005-2009
HAVRE, MONT. (HAVRE HS)

Mariani, a former walk-on from Havre turned NFL All-Pro, finished his time at Montana as one of the most successful receivers and return men in school and Big Sky Conference history.

In a stellar Grizzly career, he set records for single-season receiving yards (1,479 in 2009), and career records in receiving yards (3,018), receiving touchdowns (29), yards per punt return (15.01), punt return TDs (3), kick return average (27.57) and all-purpose yards (5,441).

He also tied a school and Big Sky record for the longest punt return in league history at 94 yards and returned a kickoff 98 yards against South Dakota State in 2009 that sparked one of the greatest comebacks in college football history.

He went on to become a two-time All-American pick by The Sports Network, as well as being named an All-American his senior year by the Associated Press and the Walter Camp Foundation.

He was also a two-time first-team All-Big Sky pick, unanimously selected among the league's coaches following his senior season, and was named Big Sky Player of the Week five times in two years.

As a business marketing and management major, he was also a three-time Academic All-Big Sky selection.

In 2009 he was the co-recipient of the team's Steve Carlson MVP Award, was a two-time recipient of the Terry Dillon Award for outstanding back or receiver, and was the co-special teams player of the year as a senior.

He was later selected by the Tennessee Titans in the seventh round of the 2010 NFL Draft and went on to a six-year NFL career where he earned a place in the Pro Bowl. He set two Pro Bowl records in 2011 for number of returns and total return yards for a game. Records that still stand today.

He was also a two-time AFC Special Teams Player of the Week and was named to The Sporting News All-Rookie Team and the PFWA All-Rookie Team in 2010. He finished his NFL career with 5,041 return yards and three touchdowns to go along with 27 catches for 324 yards.

Mariani still lives in Nashville, where he works in real estate and makes regular radio appearances for the Titans, and has also spent time coaching high school football. He and his wife Carly have two children, Maverick (4) and Romee (2).

Quoting Mariani: "It's honestly a dream come true and one of the greatest honors of my entire life. Growing up as a Havre Blue Pony and dreaming of playing in Grizzly Stadium, going through all those years, and then getting the phone call that I was receiving this honor, it's just really hard for me to even have dreamt that big, and to put into words how crazy of a ride it's been.

"I'm just beyond excited and so honored. I love the University of Montana, and I love the Montana Grizzlies and everything we stand for, and to be recognized as one of the greats is really humbling and an extreme honor for me."



**2023-24 Montana Football
Results and Comparison
All games**

	Date	Opponent		Score	Overall	Conf	Time	Attend
	09/02/2023	Butler	W	35-20	1-0	0-0	3:17	25430
	09/09/2023	at Utah Tech	W	43-13	2-0	0-0	3:16	5766
	09/16/2023	Ferris St.	W	17-10	3-0	0-0	3:21	26978
*	09/23/2023	at Northern Ariz.	L	14-28	3-1	0-1	3:35	6428
*	09/30/2023	Idaho St.	W	28-20	4-1	1-1	3:10	26678
*	10/07/2023	at UC Davis	W	31-23	5-1	2-1	3:20	9576
*	10/14/2023	at Idaho	W	23-21	6-1	3-1	3:21	14588
*	10/28/2023	Northern Colo.	W	40-0	7-1	4-1	3:08	25463
*	11/04/2023	Sacramento St.	W	34-7	8-1	5-1	3:08	25888
*	11/11/2023	at Portland St.	W	34-10	9-1	6-1	3:06	4578
*	11/18/2023	Montana St.	W	37-7	10-1	7-1	3:04	27178
	12/02/2023	Delaware	W	49-19	11-1	7-1	3:40	20580
	12/08/2023	Furman	Wot1	35-28	12-1	7-1	3:43	20884

Opponent	Score	First Downs			Pen	Rushing Number-Yards	Passing		Total Offense Plays-Yards	Return Yards	Turn- Overs
		Total	Rush	Pass			Comp-Att.-Int	Yards			
Butler	35-20	24 / 15	14 / 2	9 / 11	1 / 2	45-230 / 26-41	17-29-2 / 24-36-1	211 / 263	74-441 / 62-304	94 / 36	2 / 2
Utah Tech	43-13	26 / 17	15 / 5	8 / 10	3 / 2	57-262 / 21-103	13-21-0 / 21-49-3	135 / 258	78-397 / 70-361	47 / 65	1 / 4
Ferris St.	17-10	17 / 18	5 / 9	6 / 6	6 / 3	41-84 / 40-129	9-15-1 / 15-29-1	105 / 156	56-189 / 69-285	54 / 28	1 / 1
Northern Ariz.	14-28	12 / 22	4 / 11	6 / 11	2 / 0	24-18 / 43-136	24-38-1 / 24-31-2	213 / 252	62-231 / 74-388	26 / 73	2 / 2
Idaho St.	28-20	24 / 19	11 / 3	12 / 14	1 / 2	51-174 / 13-45	18-25-0 / 31-47-2	220 / 289	76-394 / 60-334	32 / 18	0 / 2
UC Davis	31-23	15 / 21	4 / 3	11 / 15	0 / 3	39-181 / 25-76	18-32-0 / 31-47-0	243 / 359	71-424 / 72-435	126 / 14	2 / 2
Idaho	23-21	15 / 25	8 / 10	7 / 14	0 / 1	40-158 / 32-58	11-18-0 / 26-37-2	176 / 336	58-334 / 69-394	36 / 7	0 / 3
Northern Colo.	40-0	25 / 7	18 / 2	7 / 2	0 / 3	51-285 / 31-18	16-29-1 / 7-23-2	170 / 76	80-455 / 54-94	120 / 57	1 / 2
Sacramento St.	34-7	21 / 17	14 / 8	7 / 8	0 / 1	50-305 / 30-149	12-22-1 / 15-39-0	242 / 119	72-547 / 69-268	51 / 40	1 / 0
Portland St.	34-10	28 / 11	16 / 5	9 / 6	3 / 0	49-231 / 29-93	19-29-0 / 12-18-0	258 / 162	78-489 / 47-255	31 / 47	0 / 0
Montana St.	37-7	22 / 13	9 / 8	12 / 3	1 / 2	40-202 / 35-213	19-25-0 / 4-16-1	228 / 67	65-430 / 51-280	53 / 21	0 / 1
Delaware	49-19	14 / 23	6 / 4	7 / 14	1 / 5	37-203 / 31-111	10-20-1 / 25-47-1	186 / 236	57-389 / 78-347	158 / 75	1 / 2
Furman	35-28	17 / 15	7 / 3	10 / 7	0 / 5	44-148 / 33-92	17-31-1 / 16-47-1	208 / 188	75-356 / 80-280	206 / 98	1 / 1
Totals	420-206	260 / 223	131 / 73	111 / 121	18 / 29	568-2481 / 389-1264	203-334-8 / 251-466-16	2595 / 2761	902-5076 / 855-4025	1034 / 579	12 / 22



**2023-24 Montana Football
Overall Team Statistics
All games**

Team Statistics

	MONT	OPP
Scoring	420	206
Points per game	32.3	15.8
Points Off Turnovers	74	37
First Downs	260	223
Rushing	131	73
Passing	111	121
Penalty	18	29
Rushing Yardage	2481	1264
Yards gained rushing	2894	1627
Yards lost rushing	413	363
Rushing attempts	568	389
Average per rush	4.4	3.2
Average per game	190.8	97.2
TDs Rushing	30	9
Passing Yardage	2595	2761
Comp-Att-Int	203-334-8	251-466-16
Average per pass	7.8	5.9
Average per catch	12.8	11.0
Average per game	199.6	212.4
TDs Passing	17	19
Total offense	5076	4025
Total plays	902	855
Average per play	5.6	4.7
Average per game	390.5	309.6
Kick returns: #-Yards	19-435	23-460
Punt returns: #-Yards	26-393	11-46
Int returns: #-Yards	16-141	8-68
Kick return average	22.9	20.0
Punt return average	15.1	4.2
Int return average	8.8	8.5
Fumbles-Lost	10-4	13-6
Penalties-Yards	88-862	81-612
Average per game	66.3	47.1
Punts-Yards	57-2274	72-2900
Average per punt	39.9	40.3
Net punt average	38.3	34.3
Kickoffs-Yards	79-5028	47-2664
Average per kick	63.6	56.7
Net kick average	40.7	34.0
Time of possession / game	31:26	28:30
3rd-down conversion	81/188	56/192
3rd-down pct	43%	29%
4rd-down conversion	9/18	15/39



**2023-24 Montana Football
Overall Team Statistics
All games**

	MONT	OPP
4rd-down pct	50%	38%
Sacks by-Yards	31-212	33-235
Misc Yards	0	0
Touchdowns scored	53	28
Field goals - attempts	16-24	5-13
On-Side kicks	0-0	0-1
Red-zone scores	(40-48) 83%	(21-30) 70%
Red-zone touchdowns	(32-48) 67%	(18-30) 60%
PAT-attempts	(44-47) 94%	(21-22) 95%
2-point conversion-attempts	(4-6) 67%	(1-6) 17%
Attendance	199079	40936
Games / Avg per game	8/24885	5/8187
Neutral site games	-	0/0

Score by Periods

Team	1st	2nd	3rd	4th	OT	TOT
Montana	103	153	95	62	7	420
Opponents	48	59	56	43	0	206



**2023-24 Montana Football
Individual Statistics
All games**

Rushing

Player	gp	att	gain	loss	net	avg	td	lg	avg/g
Eli Gillman	13	175	935	34	901	5.1	10	85	69.3
Clifton McDowell	13	144	848	114	734	5.1	9	42	56.5
Nick Ostmo	13	114	623	29	594	5.2	8	64	45.7
Xavier Harris	13	43	224	9	215	5.0	3	27	16.5
Isiah Childs	13	31	114	6	108	3.5	0	13	8.3
Aaron Fontes	12	13	58	19	39	3.0	0	19	3.3
Junior Bergen	13	5	19	0	19	3.8	0	7	1.5
Kellen Detrick	9	1	19	0	19	19.0	0	19	2.1
Iverson Young	2	7	13	1	12	1.7	0	4	6.0
Keali'i Ah Yat	4	5	12	21	-9	-1.8	0	6	-2.3
Sam Vidlak	7	19	29	142	-113	-5.9	0	13	-16.1
Team	13	11	0	38	-38	-3.5	0	0	-2.9
Total	13	568	2894	413	2481	4.4	30	85	190.8
Opponents	13	389	1627	363	1264	3.2	9	53	97.2

Punt Returns

Player	no.	yds	avg	td	lg
Junior Bergen	24	376	15.7	2	59
Drew Deck	2	17	8.5	0	10
Total	26	393	15.1	2	59
Opponents	11	46	4.2	0	14

Interceptions

Player	no.	yds	avg	td	lg
Trevin Gradney	5	24	4.8	0	21
Corbin Walker	2	0	0.0	0	0
Braxton Hill	2	34	17.0	1	34
Trajon Cotton	2	8	4.0	0	8
Jaxon Lee	2	75	37.5	1	48
Nash Fouch	1	0	0.0	0	0
Ryder Meyer	1	0	0.0	0	0
Ronald Jackson, Jr.	1	0	0.0	0	0
Total	16	141	8.8	2	48
Opponents	8	68	8.5	0	34

Passing

Player	gp	effic	comp-att-int	pct	yds	td	lg	avg/g
Clifton McDowell	13	145.6	122-205-3	59.5	1701	12	97	130.8
Sam Vidlak	7	118.5	56-89-4	62.9	566	3	54	80.9
Keali'i Ah Yat	4	135.9	20-31-0	64.5	224	1	39	56.0
Travis Benham	13	13.0	1-2-1	50.0	15	0	15	1.2
Kris Brown	2	0.0	0-2-0	0.0	0	0	0	0.0
Sawyer Racanelli	13	428.8	2-2-0	100.0	39	1	24	3.0
Junior Bergen	13	310.0	2-2-0	100.0	50	0	26	3.8
Team	13	0.0	0-1-0	0.0	0	0	0	0.0
Total	13	138.0	203-334-8	60.8	2595	17	97	199.6
Opponents	13	110.2	251-466-16	53.9	2761	19	70	212.4

Kick Returns

Player	no.	yds	avg	td	lg
Junior Bergen	12	347	28.9	1	99
Garrett Graves	5	69	13.8	0	32
Erik Barker	1	0	0.0	0	0
Eli Gillman	1	19	19.0	0	19
Total	19	435	22.9	1	99
Opponents	23	460	20.0	0	41

Receiving

Player	gp	no.	yds	avg	td	lg	avg/g
Junior Bergen	13	48	693	14.4	4	76	53.3
Keelan White	13	47	727	15.5	4	97	55.9
Aaron Fontes	12	38	517	13.6	5	52	43.1
Nick Ostmo	13	20	207	10.4	0	39	15.9
Eli Gillman	13	12	102	8.5	0	22	7.8
Sawyer Racanelli	13	10	130	13.0	1	26	10.0
Evan Shafer	13	8	76	9.5	3	25	5.8
Xavier Harris	13	6	30	5.0	0	12	2.3
Erik Barker	13	5	22	4.4	0	9	1.7
Drew Deck	9	3	21	7.0	0	14	2.3
Ryan Simpson	11	2	23	11.5	0	19	2.1
Garrett Graves	13	1	15	15.0	0	15	1.2
Isiah Childs	13	1	1	1.0	0	1	0.1
Micah Ashton	13	1	7	7.0	0	7	0.5
Clifton McDowell	13	1	24	24.0	0	24	1.8
Total	13	203	2595	12.8	17	97	199.6
Opponents	13	251	2761	11.0	19	70	212.4

Fumble Returns

Player	no.	yds	avg	td	lg
Jaxon Lee	1	56	56.0	1	56
Levi Janacaro	1	9	9.0	0	9
Ryder Meyer	1	0	0.0	0	0
Braxton Hill	1	0	0.0	0	0
Ryan Tirrell	1	0	0.0	0	0
Grayson Pibal	1	0	0.0	0	0
Total	6	65	10.8	1	56
Opponents	4	5	1.3	0	5



**2023-24 Montana Football
Individual Statistics
All games**

Scoring

Player	td	fg	PAT						pts
			kick	rush	rcv	pass	dxp	saf	
Eli Gillman	10	-	-	-	-	-	-	-	60
Clifton McDowell	9	-	-	-	-	1	-	-	54
Nico Ramos	-	9-11	25-27	-	-	-	-	-	52
Nick Ostmo	8	-	-	-	-	-	-	-	48
Junior Bergen	7	-	-	-	-	-	-	-	42
Grant Glasgow	-	7-13	19-20	-	-	-	-	-	40
Aaron Fontes	5	-	-	-	-	-	-	-	30
Keelan White	4	-	-	-	-	-	-	-	24
Xavier Harris	3	-	-	1	-	-	-	-	20
Evan Shafer	3	-	-	-	-	-	-	-	18
Jaxon Lee	2	-	-	-	-	-	-	-	12
Sawyer Racanelli	1	-	-	-	1	-	-	-	8
Braxton Hill	1	-	-	-	-	-	-	-	6
Ryder Meyer	-	-	-	2	-	-	-	-	4
Total	53	16-24	44-47	3	1	1	0	1	420
Opponents	28	5-13	21-22	0	1	1	0	0	206

Total Offense

Player	g	plays	rush	pass	total	avg/g
Clifton McDowell	13	349	734	1701	2435	187.3
Eli Gillman	13	175	901	0	901	69.3
Nick Ostmo	13	114	594	0	594	45.7
Sam Vidlak	7	108	-113	566	453	64.7
Xavier Harris	13	43	215	0	215	16.5
Keali'i Ah Yat	4	36	-9	224	215	53.8
Isiah Childs	13	31	108	0	108	8.3
Junior Bergen	13	7	19	50	69	5.3
Sawyer Racanelli	13	2	0	39	39	3.0
Aaron Fontes	12	13	39	0	39	3.3
Kellen Detrick	9	1	19	0	19	2.1
Travis Benham	13	2	0	15	15	1.2
Iverson Young	2	7	12	0	12	6.0
Team	13	0	-38	0	-38	-2.9
Total	13	902	2481	2595	5076	390.5
Opponents	13	855	1264	2761	4025	309.6

Field Goals

Player	fg	pct.	01-19	20-29	30-39	40-49	50-99	lg	blk
Grant Glasgow	7-13	53.8	0-0	1-1	1-2	5-10	0-0	49	2
Nico Ramos	9-11	81.8	1-1	2-2	4-4	2-4	0-0	43	0
Opponents	5-13	38.5	0-0	2-5	2-3	1-5	0-0	42	0

Punting

Player	no.	yds	avg	lg	tb	fc	i20	50+	blk
Travis Benham	56	2274	40.6	60	2	23	22	6	0
Team	1	0	0.0	0	0	0	0	0	1
Total	57	2274	39.9	60	2	23	22	6	1
Opponents	72	2900	40.3	62	3	25	12	12	1

FG Sequence

Team Name	Montana	Opponents
Butler	(23),(49)	(29),41,(39)
Utah Tech	33	
Ferris St.	(43),45	(26),28
Idaho St.	48	26
UC Davis	43,(38)	(42)
Idaho	(44),(46),(44)	
Northern Colo.	44,45	
Portland St.	(19),(36)	(37)
Montana St.	(40),,(33),(29)	42
Delaware	(43),(30)	
Furman	(39),(28),42,42	
Northern Ariz.		39,46
Sacramento St.		44,23

Kickoffs

Player	no.	yds	avg	tb	ob	retn	net	ydIn
Grant Glasgow	62	3963	63.9	42	1			
Nico Ramos	17	1065	62.6	9	0			
Total	79	5028	63.6	51	1	23	40.7	24
Opponents	47	2664	56.7	25	1	20	34	31

Numbers in (parentheses) indicate field goal was made



2023-24 Montana Football
Individual Statistics
All games

All Purpose

Player	g	rush	rcv	pr	kr	ir	total	avg/g
Junior Bergen	13	19	693	376	347	0	1435	110.4
Eli Gillman	13	901	102	0	19	0	1022	78.6
Nick Ostmo	13	594	207	0	0	0	801	61.6
Clifton McDowell	13	734	24	0	0	0	758	58.3
Keelan White	13	0	727	0	0	0	727	55.9
Aaron Fontes	12	39	517	0	0	0	556	46.3
Xavier Harris	13	215	30	0	0	0	245	18.8
Sawyer Racanelli	13	0	130	0	0	0	130	10.0
Isiah Childs	13	108	1	0	0	0	109	8.4
Garrett Graves	13	0	15	0	69	0	84	6.5
Evan Shafer	13	0	76	0	0	0	76	5.8
Jaxon Lee	13	0	0	0	0	75	75	5.8
Drew Deck	9	0	21	17	0	0	38	4.2
Braxton Hill	13	0	0	0	0	34	34	2.6
Trevin Gradney	11	0	0	0	0	24	24	2.2
Ryan Simpson	11	0	23	0	0	0	23	2.1
Erik Barker	13	0	22	0	0	0	22	1.7
Kellen Detrick	9	19	0	0	0	0	19	2.1
Iverson Young	2	12	0	0	0	0	12	6.0
Trajon Cotton	13	0	0	0	0	8	8	0.6
Micah Ashton	13	0	7	0	0	0	7	0.5
Keali'i Ah Yat	4	-9	0	0	0	0	-9	-2.3
Sam Vidlak	7	-113	0	0	0	0	-113	-16.1
Team	13	-38	0	0	0	0	-38	-2.9
Total	13	2481	2595	393	435	141	6045	465.0
Opponents	13	1264	2761	46	460	68	4599	353.8



**2023-24 Montana Football
Overall Defense Statistics
All games**

Team Defense

##	Player	gp	Tackles				tfl/yds	Sacks	Pass defense			Fumbles		blkd	
			ua	a	tot	no-yds		int-yds	brup	qbh	fr-yds	ff	kick	saf	
35	Braxton Hill	13	35	71	106	5-25	2.5-20	2-34	3	6	1-0	.	.	.	
13	Ryder Meyer	13	32	42	74	3-2	.	1-0	4	1	1-0	.	.	.	
54	Tyler Flink	13	33	38	71	5-20	1.5-13	.	1	1	
44	Ryan Tirrell	13	24	36	60	1.5-7	1-6	.	1	2	1-0	.	.	.	
37	Levi Janacaro	13	19	29	48	9-25	2-12	.	.	4	1-9	.	.	.	
4	Nash Fouch	13	24	22	46	5-20	1-10	1-0	5	.	.	1	.	.	
42	Riley Wilson	11	25	21	46	14-76	8.5-61	.	1	4	
25	Jaxon Lee	13	18	25	43	3.5-10	.	2-75	1	.	1-56	.	.	.	
99	Alex Gubner	13	15	19	34	9-44	3-26	.	2	2	
8	Corbin Walker	13	25	9	34	.	.	2-0	8	1	
48	Hayden Harris	12	9	20	29	3-9	1-3	.	2	3	
0	Kale Edwards	13	14	14	28	8.5-71	3.5-30	.	1	4	.	2	.	.	
3	Trajon Cotton	13	10	17	27	1.5-6	0.5-2	2-8	
5	Garrett Graves	13	17	9	26	.	.	.	2	
56	Garrett Hustedt	13	4	18	22	2.5-17	2.5-17	.	.	2	
2	Ronald Jackson, Jr.	13	13	9	22	0.5-1	.	1-0	3	
27	Trevin Gradney	11	14	8	22	.	.	5-24	6	.	.	1	.	.	
39	Jace Kluczewich	13	14	3	17	1-3	.	.	1	
40	Cooper Barnum	13	7	6	13	2-9	1-6	.	.	1	
47	Kellen Detrick	9	2	7	9	1-1	1-1	.	.	1	
33	Carson Rostad	13	4	5	9	
32	Tyson Rostad	6	3	4	7	1-1	
10	TJ Rausch	13	1	4	5	.	.	.	1	
98	Matai Mata'afa	13	4	.	4	2-10	1-4	.	.	1	.	1	.	.	
50	Erich Osteen	3	.	3	3	
96	Henry Nuce	1	2	1	3	1-1	1-1	1	.	.	
90	Jareb Ramos	4	1	1	2	
28	Isiah Childs	13	.	2	2	
43	Grayson Pibal	13	1	1	2	1-0	.	.	.	
97	Grant Glasgow	11	2	.	2	
88	Erik Barker	13	1	.	1	
4	Ryan Simpson	11	1	.	1	
7	Jelani Warren	9	1	.	1	
6	Keelan White	13	1	.	1	
9	Sawyer Racanelli	13	.	1	1	1	.	
69	Noah Kaschmitter	2	1	.	1	
45	Vincent Genatone	10	1	.	1	
14	Aaron Fontes	12	1	.	1	
9	David Koppang	13	.	1	1	
10	Eli Gillman	13	1	.	1	
93	Sloan McPherson	1	1	



2023-24 Montana Football
Overall Defense Statistics
All games

Page 2/2
as of Dec 11, 2023

##	Player	gp	Tackles				Sacks	Pass defense			Fumbles		blkd	
			ua	a	tot	tfl/yds	no-yds	int-yds	brup	qbh	fr-yds	ff	kick	saf
	Totals	13	380	446	826	79-358	31-212	16-141	42	34	6-65	6	1	1
	Opponents	13	460	508	968	94-375	33-235	8-68	41	19	4-5	5	3	0



2023-24 Montana Football Team Game-by-Game Comparison All games

Opponent	Score	Total	First Downs			Pen	Rushing Number-Yards	Passing		Total Offense Plays-Yards	Return Yards	Turn- Overs
			Rush	Pass				Comp-Att-Int	Yards			
Butler	35-20	24 / 15	14 / 2	9 / 11	1 / 2		45-230 / 26-41	17-29-2 / 24-36-1	211 / 263	74-441 / 62-304	94 / 36	2 / 2
Utah Tech	43-13	26 / 17	15 / 5	8 / 10	3 / 2		57-262 / 21-103	13-21-0 / 21-49-3	135 / 258	78-397 / 70-361	47 / 65	1 / 4
Ferris St.	17-10	17 / 18	5 / 9	6 / 6	6 / 3		41-84 / 40-129	9-15-1 / 15-29-1	105 / 156	56-189 / 69-285	54 / 28	1 / 1
Northern Ariz.	14-28	12 / 22	4 / 11	6 / 11	2 / 0		24-18 / 43-136	24-38-1 / 24-31-2	213 / 252	62-231 / 74-388	26 / 73	2 / 2
Idaho St.	28-20	24 / 19	11 / 3	12 / 14	1 / 2		51-174 / 13-45	18-25-0 / 31-47-2	220 / 289	76-394 / 60-334	32 / 18	0 / 2
UC Davis	31-23	15 / 21	4 / 3	11 / 15	0 / 3		39-181 / 25-76	18-32-0 / 31-47-0	243 / 359	71-424 / 72-435	126 / 14	2 / 2
Idaho	23-21	15 / 25	8 / 10	7 / 14	0 / 1		40-158 / 32-58	11-18-0 / 26-37-2	176 / 336	58-334 / 69-394	36 / 7	0 / 3
Northern Colo.	40-0	25 / 7	18 / 2	7 / 2	0 / 3		51-285 / 31-18	16-29-1 / 7-23-2	170 / 76	80-455 / 54-94	120 / 57	1 / 2
Sacramento St.	34-7	21 / 17	14 / 8	7 / 8	0 / 1		50-305 / 30-149	12-22-1 / 15-39-0	242 / 119	72-547 / 69-268	51 / 40	1 / 0
Portland St.	34-10	28 / 11	16 / 5	9 / 6	3 / 0		49-231 / 29-93	19-29-0 / 12-18-0	258 / 162	78-489 / 47-255	31 / 47	0 / 0
Montana St.	37-7	22 / 13	9 / 8	12 / 3	1 / 2		40-202 / 35-213	19-25-0 / 4-16-1	228 / 67	65-430 / 51-280	53 / 21	0 / 1
Delaware	49-19	14 / 23	6 / 4	7 / 14	1 / 5		37-203 / 31-111	10-20-1 / 25-47-1	186 / 236	57-389 / 78-347	158 / 75	1 / 2
Furman	35-28	17 / 15	7 / 3	10 / 7	0 / 5		44-148 / 33-92	17-31-1 / 16-47-1	208 / 188	75-356 / 80-280	206 / 98	1 / 1
Totals	420-206	260 / 223	131 / 73	111 / 121	18 / 29		568-2481 / 389-1264	203-334-8 / 251-466-16	2595 / 2761	902-5076 / 855-4025	1034 / 579	12 / 22

Opponents	3rd Down Conversion	4th Down Conversion	Time of Possession	TOP Margin	Avg Yds/Rush	Avg Yds/Pass	Avg Yds/Play	Punting Number-Avg	Penalties Number-Yards	Sacks
Butler	6-15 / 2-13	2-3 / 1-2	31:15 / 28:45	02:30	5.1 / 1.6	7.3 / 7.3	6.0 / 4.9	3-47.0 / 4-39.5	6-65.0 / 5-45.0	1 / 1
Utah Tech	6-13 / 5-18	0-0 / 1-3	35:29 / 24:31	10:58	4.6 / 4.9	6.4 / 5.3	5.1 / 5.2	6-43.0 / 5-40.6	5-45.0 / 5-60.0	2 / 3
Ferris St.	6-13 / 5-14	0-0 / 1-3	26:32 / 33:28	-06:56	2.0 / 3.2	7.0 / 5.4	3.4 / 4.1	5-37.8 / 5-41.4	7-79.0 / 15-106.0	4 / 2
Northern Ariz.	2-12 / 5-16	1-4 / 3-4	24:33 / 35:27	-10:54	0.8 / 3.2	5.6 / 8.1	3.7 / 5.2	6-33.8 / 4-37.3	4-25.0 / 10-69.0	1 / 7
Idaho St.	5-12 / 7-13	1-1 / 0-1	34:54 / 25:06	09:48	3.4 / 3.5	8.8 / 6.1	5.2 / 5.6	4-30.8 / 3-38.0	9-72.0 / 7-50.0	1 / 3
UC Davis	9-19 / 6-15	0-0 / 0-2	30:14 / 29:46	00:28	4.6 / 3.0	7.6 / 7.6	6.0 / 6.0	4-45.3 / 6-47.7	7-71.0 / 4-25.0	0 / 2
Idaho	8-14 / 7-14	0-1 / 2-4	27:24 / 31:43	-04:19	4.0 / 1.8	9.8 / 9.1	5.8 / 5.7	2-47.5 / 3-42.3	2-15.0 / 7-45.0	6 / 2
Northern Colo.	7-15 / 1-15	1-2 / 0-2	35:16 / 24:44	10:32	5.6 / 0.6	5.9 / 3.3	5.7 / 1.7	4-43.8 / 10-43.9	9-90.0 / 1-10.0	6 / 3
Sacramento St.	6-14 / 4-16	1-3 / 2-3	35:41 / 24:19	11:22	6.1 / 5.0	11.0 / 3.1	7.6 / 3.9	4-31.8 / 6-45.0	7-65.0 / 5-43.0	1 / 2
Portland St.	9-16 / 4-11	2-2 / 0-0	34:37 / 25:23	09:14	4.7 / 3.2	8.9 / 9.0	6.3 / 5.4	3-38.7 / 6-37.0	9-70.0 / 6-51.0	3 / 2
Montana St.	7-14 / 1-10	0-0 / 0-4	34:44 / 25:16	09:28	5.1 / 6.1	9.1 / 4.2	6.6 / 5.5	4-36.5 / 4-39.3	8-75.0 / 6-38.0	1 / 4
Delaware	6-14 / 5-16	1-2 / 3-7	26:36 / 33:24	-06:48	5.5 / 3.6	9.3 / 5.0	6.8 / 4.4	3-43.7 / 4-26.8	8-100.0 / 7-55.0	2 / 0
Furman	4-17 / 4-21	0-0 / 2-4	31:17 / 28:43	02:34	3.4 / 2.8	6.7 / 4.0	4.7 / 3.5	9-43.2 / 12-38.4	7-90.0 / 3-15.0	3 / 2
Totals	81-188 / 56-192	9-18 / 15-39	408:32 / 370:35	37:57	4.4 / 3.2	7.8 / 5.9	5.6 / 4.7	57-39.9 / 72-40.3	88-862.0 / 81-612.0	31 / 33

Note: Game totals are displayed in the format TEAM/OPPONENT for each category



**2023-24 Montana Football
Team Game-by-Game
All games**

Date	Opponent	Rushing				Receiving				Passing				Kick Returns				Punt Returns				tot off		
		no.	yds	td	lg	no.	yds	td	lg	cmp	att	int	yds	td	lg	no.	yds	td	lg	no.	yds		td	lg
09/02/2023	Butler	45	230	3	24	17	211	1	54	17	29	2	211	1	54	4	84	0	32	1	10	0	10	441
09/09/2023	at Utah Tech	57	262	4	46	13	135	1	21	13	21	0	135	1	21	0	0	0	0	2	47	1	47	397
09/16/2023	Ferris St.	41	84	2	23	9	105	0	26	9	15	1	105	0	26	1	0	0	0	3	51	0	33	189
09/23/2023	at Northern Ariz.	24	18	1	24	24	213	1	35	24	38	1	213	1	35	0	0	0	0	1	5	0	5	231
09/30/2023	Idaho St.	51	174	2	19	18	220	2	39	18	25	0	220	2	39	2	32	0	17	0	0	0	0	394
10/07/2023	at UC Davis	39	181	1	85	18	243	3	41	18	32	0	243	3	41	1	34	0	34	4	92	0	39	424
10/14/2023	at Idaho	40	158	1	53	11	176	1	76	11	18	0	176	1	76	0	0	0	0	0	0	0	0	334
10/28/2023	Northern Colo.	51	285	2	21	16	170	2	21	16	29	1	170	2	21	0	0	0	0	4	38	0	19	455
11/04/2023	Sacramento St.	50	305	3	42	12	242	2	97	12	22	1	242	2	97	1	14	0	14	3	37	0	28	547
11/11/2023	at Portland St.	49	231	4	24	19	258	0	39	19	29	0	258	0	39	2	31	0	29	2	0	0	0	489
11/18/2023	Montana St.	40	202	3	64	19	228	1	38	19	25	0	228	1	38	1	49	0	40	1	4	0	4	430
12/02/2023	Delaware	37	203	3	35	10	186	2	55	10	20	1	186	2	55	5	92	0	22	1	10	0	10	389
12/08/2023	Furman	44	148	1	40	17	208	1	42	17	31	1	208	1	42	2	99	1	99	4	99	1	59	356
Montana		568	2481	30	85	203	2595	17	97	203	334	8	2595	17	97	19	435	1	99	26	393	2	59	5076
Opponents		389	1264	9	53	251	2761	19	70	251	466	16	2761	19	70	23	460	0	41	11	46	0	14	4025

Montana Averages

Games	Avg/ rush	Avg/ catch	Pass effic	KR avg	PR avg	All purpose avg/game	Total offense avg/game
13	4.4	12.8	138.0	22.9	15.1	465.0	390.5

Date	Opponent	Tackles			Sacks	Fumble		Pass Defense			blkd kick	PAT attempts			off			
		ua	a	total		tfl-yds	no-yds	ff	fr-yds	int-yds		qbh	brup	kick	kick	rush	rcv	saf
09/02/2023	Butler	26	42	68	7.0-33	1-10	1	1-0	1-0	3	2	0	3-3	1	0	0	3	35
09/09/2023	at Utah Tech	26	28	54	2.0-12	2-12	1	1-0	3-0	7	7	0	5-5	1	0	0	21	43
09/16/2023	Ferris St.	31	42	73	9.0-48	4-29	1	0-0	1-3	2	1	0	2-2	0	0	0	0	17
09/23/2023	at Northern Ariz.	33	60	93	3.0-21	1-10	0	0-0	2-21	0	0	0	0-1	1	0	0	6	14
09/30/2023	Idaho St.	23	28	51	3.0-5	1-1	0	0-0	2-0	1	2	0	4-4	0	0	0	7	28
10/07/2023	at UC Davis	46	10	56	4.0-6	0-0	0	2-0	0-0	1	8	0	4-4	0	0	0	0	31
10/14/2023	at Idaho	39	30	69	9.0-59	6-40	1	1-9	2-27	0	3	0	2-2	0	0	0	3	23
10/28/2023	Northern Colo.	23	36	59	12.0-52	6-40	0	0-0	2-82	6	4	0	4-5	0	0	0	13	40
11/04/2023	Sacramento St.	24	38	62	3.0-11	1-9	0	0-0	0-0	3	2	0	4-5	0	0	0	0	34
11/11/2023	at Portland St.	26	26	52	9.0-26	3-18	0	0-0	0-0	0	3	0	4-4	0	0	0	0	34
11/18/2023	Montana St.	25	30	55	5.0-28	1-14	0	0-0	1-0	4	0	0	4-4	0	0	0	7	37
12/02/2023	Delaware	31	34	65	5.0-24	2-12	1	1-56	1-0	4	2	1	5-5	0	0	1	14	49
12/08/2023	Furman	27	42	69	8.0-33	3-17	1	0-0	1-8	3	8	0	3-3	0	1	0	0	35
Montana		380	446	826	79.0-358	31-212	6	6-65	16-141	34	42	1	44-47	3	1	1	74	420
Opponents		460	508	968	94.0-375	33-235	5	4-5	8-68	19	41	3	21-22	0	1	0	37	206

Date	Opponent	Punting								Field Goals			Kickoffs					
		no.	yds	avg	long	blkd	tb	fc	50+	i20	md-att	long	blkd	no.	yds	avg	tb	ob
09/02/2023	Butler	3	141	47.0	52	0	0	1	1	1	2-2	49	0	7	435	62.1	5	0
09/09/2023	at Utah Tech	6	258	43.0	60	0	0	4	1	3	0-1	0	0	7	455	65.0	5	0
09/16/2023	Ferris St.	5	189	37.8	40	0	0	2	0	1	1-2	43	0	4	258	64.5	3	0
09/23/2023	at Northern Ariz.	6	203	33.8	43	1	0	3	0	2	0-0	0	0	3	191	63.7	1	0
09/30/2023	Idaho St.	4	123	30.8	37	0	0	2	0	1	0-1	0	0	5	322	64.4	2	0
10/07/2023	at UC Davis	4	181	45.3	53	0	0	3	1	1	1-2	38	1	6	390	65.0	5	0
10/14/2023	at Idaho	2	95	47.5	51	0	0	1	1	1	3-3	46	0	6	390	65.0	6	0
10/28/2023	Northern Colo.	4	175	43.8	57	0	0	1	1	2	0-2	0	1	7	442	63.1	4	1
11/04/2023	Sacramento St.	4	127	31.8	39	0	0	2	0	2	0-0	0	0	6	377	62.8	4	0
11/11/2023	at Portland St.	3	116	38.7	47	0	1	1	0	2	2-2	36	0	6	365	60.8	1	0
11/18/2023	Montana St.	4	146	36.5	48	0	0	1	0	2	3-3	40	0	7	455	65.0	6	0
12/02/2023	Delaware	3	131	43.7	47	0	0	1	0	1	2-2	43	0	9	562	62.4	5	0



2023-24 Montana Football
Team Game-by-Game
All games

Date	Opponent	Punting										Field Goals			Kickoffs				
		no.	yds	avg	long	blkd	tb	fc	50+	i20	md-att	long	blkd	no.	yds	avg	tb	ob	
12/08/2023	Furman	9	389	43.2	51	0	1	1	1	1	3	2-4	39	0	6	386	64.3	4	0
Montana		57	2274	39.9	60	1	2	23	6	22	16-24	49	2	79	5028	63.6	51	1	
Opponents		72	2900	40.3	62	1	3	25	12	12	5-13	42	0	47	2664	56.7	25	1	



**2023-24 Montana Football
Opponents Game-by-Game
All games**

Date	Opponent	Rushing				Receiving				Passing				Kick Returns				Punt Returns				tot off		
		no.	yds	td	lg	no.	yds	td	lg	cmp	att	int	yds	td	lg	no.	yds	td	lg	no.	yds		td	lg
09/02/2023	Butler	26	41	0	8	24	263	2	32	24	36	1	263	2	32	2	29	0	18	1	7	0	7	304
09/09/2023	at Utah Tech	21	103	0	20	21	258	2	50	21	49	3	258	2	50	2	60	0	41	0	0	0	0	361
09/16/2023	Ferris St.	40	129	0	22	15	156	1	34	15	29	1	156	1	34	1	20	0	20	1	8	0	8	285
09/23/2023	at Northern Ariz.	43	136	2	19	24	252	2	48	24	31	2	252	2	48	2	38	0	21	1	10	0	10	388
09/30/2023	Idaho St.	13	45	0	17	31	289	3	28	31	47	2	289	3	28	1	18	0	18	0	0	0	0	334
10/07/2023	at UC Davis	25	76	1	22	31	359	2	65	31	47	0	359	2	65	1	20	0	20	1	-6	0	0	435
10/14/2023	at Idaho	32	58	1	14	26	336	2	42	26	37	2	336	2	42	0	0	0	0	1	7	0	7	394
10/28/2023	Northern Colo.	31	18	0	13	7	76	0	33	7	23	2	76	0	33	2	57	0	31	0	0	0	0	94
11/04/2023	Sacramento St.	30	149	1	28	15	119	0	24	15	39	0	119	0	24	2	40	0	23	1	0	0	0	268
11/11/2023	at Portland St.	29	93	0	21	12	162	1	64	12	18	0	162	1	64	4	47	0	18	0	0	0	0	255
11/18/2023	Montana St.	35	213	0	46	4	67	1	30	4	16	1	67	1	30	1	29	0	29	2	-8	0	3	280
12/02/2023	Delaware	31	111	1	50	25	236	2	44	25	47	1	236	2	44	3	56	0	22	1	10	0	10	347
12/08/2023	Furman	33	92	3	53	16	188	1	70	16	47	1	188	1	70	2	46	0	24	2	18	0	14	280
Opponents		389	1264	9	53	251	2761	19	70	251	466	16	2761	19	70	23	460	0	41	11	46	0	14	4025
Montana		568	2481	30	85	203	2595	17	97	203	334	8	2595	17	97	19	435	1	99	26	393	2	59	5076

Opponents Averages

Games	Avg/ rush	Avg/ catch	Pass effic	KR avg	PR avg	All purpose avg/game	Total offense avg/game
13	3.2	11.0	110.2	20.0	4.2	353.8	309.6

Date	Opponent	Tackles			Sacks no-yds	Fumble ff fr-yds	Pass Defense			blkd kick	PAT attempts			off				
		ua	a	total			tfl-yds	int-yds	qbh		brup	kick	rush	rcv	saf	t/o	pts	
09/02/2023	Butler	37	36	73	3.0-17	1-15	0	0-0	2-0	0	5	0	2-2	0	0	0	10	20
09/09/2023	at Utah Tech	42	40	82	6.0-21	3-16	1	1-5	0-0	7	3	0	1-1	0	0	0	6	13
09/16/2023	Ferris St.	30	40	70	8.0-43	2-20	0	0-0	1-0	0	2	0	1-1	0	0	0	7	10
09/23/2023	at Northern Ariz.	25	40	65	12.0-73	7-59	1	1-0	1-25	1	6	1	4-4	0	0	0	7	28
09/30/2023	Idaho St.	44	30	74	7.0-46	3-33	0	0-0	0-0	0	2	0	2-2	0	0	0	0	20
10/07/2023	at UC Davis	44	20	64	9.0-26	2-9	2	2-0	0-0	3	5	1	2-3	0	0	0	0	23
10/14/2023	at Idaho	24	48	72	7.0-20	2-12	0	0-0	0-0	0	3	0	1-1	0	1	0	0	21
10/28/2023	Northern Colo.	40	44	84	5.0-20	3-18	0	0-0	1-0	1	2	1	0-0	0	0	0	0	0
11/04/2023	Sacramento St.	30	54	84	5.0-20	2-11	0	0-0	1-0	3	3	0	1-1	0	0	0	0	7
11/11/2023	at Portland St.	42	38	80	8.0-32	2-18	0	0-0	0-0	2	5	0	1-1	0	0	0	0	10
11/18/2023	Montana St.	40	32	72	7.0-23	4-15	1	0-0	0-0	0	2	0	1-1	0	0	0	0	7
12/02/2023	Delaware	28	32	60	5.0-9	0-0	0	0-0	1-9	1	2	0	1-1	0	0	0	0	19
12/08/2023	Furman	34	54	88	12.0-25	2-9	0	0-0	1-34	1	1	0	4-4	0	0	0	7	28
Opponents		460	508	968	94.0-375	33-235	5	4-5	8-68	19	41	3	21-22	0	1	0	37	206
Montana		380	446	826	79.0-358	31-212	6	6-65	16-141	34	42	1	44-47	3	1	1	74	420

Date	Opponent	Punting								Field Goals			Kickoffs					
		no.	yds	avg	long	blkd	tb	fc	50+	i20	md-att	long	blkd	no.	yds	avg	tb	ob
09/02/2023	Butler	4	158	39.5	51	0	0	2	1	0	2-3	39	0	5	246	49.2	0	0
09/09/2023	at Utah Tech	5	203	40.6	51	0	1	3	1	1	0-0	0	0	3	195	65.0	3	0
09/16/2023	Ferris St.	5	207	41.4	46	0	0	2	0	0	1-2	26	0	2	110	55.0	1	0
09/23/2023	at Northern Ariz.	4	149	37.3	41	0	0	1	0	0	0-2	0	0	5	325	65.0	5	0
09/30/2023	Idaho St.	3	114	38.0	44	0	0	3	0	1	0-1	0	0	4	217	54.3	2	0
10/07/2023	at UC Davis	6	286	47.7	53	0	0	0	3	2	1-1	42	0	5	323	64.6	3	1
10/14/2023	at Idaho	3	127	42.3	51	0	0	1	1	2	0-0	0	0	3	195	65.0	3	0
10/28/2023	Northern Colo.	10	439	43.9	54	0	0	4	3	3	0-0	0	0	1	65	65.0	1	0
11/04/2023	Sacramento St.	6	270	45.0	62	0	0	1	1	1	0-2	0	0	2	129	64.5	1	0
11/11/2023	at Portland St.	6	222	37.0	46	0	0	2	0	1	1-1	37	0	4	184	46.0	2	0
11/18/2023	Montana St.	4	157	39.3	41	0	0	3	0	0	0-1	0	0	2	129	64.5	1	0
12/02/2023	Delaware	4	107	26.8	39	1	1	1	0	1	0-0	0	0	6	256	42.7	0	0



2023-24 Montana Football
Opponents Game-by-Game
All games

Date	Opponent	Punting										Field Goals			Kickoffs			
		no.	yds	avg	long	blkd	tb	fc	50+	i20	md-att	long	blkd	no.	yds	avg	tb	ob
12/08/2023	Furman	12	461	38.4	53	0	1	2	2	0	0-0	0	0	5	290	58.0	3	0
Opponents		72	2900	40.3	62	1	3	25	12	12	5-13	42	0	47	2664	56.7	25	1
Montana		57	2274	39.9	60	1	2	23	6	22	16-24	49	2	79	5028	63.6	51	1



**2023-24 Montana Football
By Quarter Statistics
All games**

3rd-Down Conversions

Date	Opponent	Score	Overall	1st Qtr	2nd Qtr	3rd Qtr	4th Qtr	Overtime
09/02/2023	Butler	W 35-20	6-15 40.0	0-3 0.0	2-5 40.0	2-3 66.7	2-4 50.0	0-0 0.0
09/09/2023	at Utah Tech	W 43-13	6-13 46.2	2-3 66.7	2-3 66.7	0-3 0.0	2-4 50.0	0-0 0.0
09/16/2023	Ferris St.	W 17-10	6-13 46.2	3-5 60.0	1-3 33.3	1-3 33.3	1-2 50.0	0-0 0.0
09/23/2023	at Northern Ariz.	L 14-28	2-12 16.7	0-2 0.0	1-3 33.3	1-2 50.0	0-5 0.0	0-0 0.0
09/30/2023	Idaho St.	W 28-20	5-12 41.7	2-3 66.7	1-5 20.0	1-1 100.0	1-3 33.3	0-0 0.0
10/07/2023	at UC Davis	W 31-23	9-19 47.4	3-4 75.0	3-5 60.0	2-5 40.0	1-5 20.0	0-0 0.0
10/14/2023	at Idaho	W 23-21	8-14 57.1	2-3 66.7	5-6 83.3	0-1 0.0	1-4 25.0	0-0 0.0
10/28/2023	Northern Colo.	W 40-0	7-15 46.7	2-5 40.0	2-5 40.0	1-3 33.3	2-2 100.0	0-0 0.0
11/04/2023	Sacramento St.	W 34-7	6-14 42.9	4-6 66.7	1-4 25.0	1-3 33.3	0-1 0.0	0-0 0.0
11/11/2023	at Portland St.	W 34-10	9-16 56.3	3-4 75.0	3-4 75.0	2-4 50.0	1-4 25.0	0-0 0.0
11/18/2023	Montana St.	W 37-7	7-14 50.0	3-3 100.0	1-4 25.0	3-4 75.0	0-3 0.0	0-0 0.0
12/02/2023	Delaware	W 49-19	6-14 42.9	3-5 60.0	2-3 66.7	1-3 33.3	0-3 0.0	0-0 0.0
12/08/2023	Furman	Wot1 35-28	4-17 23.5	2-5 40.0	2-5 40.0	0-3 0.0	0-4 0.0	0-0 0.0
Montana			81-188 43.1	29-51 56.9	26-55 47.3	15-38 39.5	11-44 25.0	0-0 0.0
Opponents			56-192 29.2	11-40 27.5	13-51 25.5	13-44 29.5	19-56 33.9	0-1 0.0

4th-Down Conversions

Date	Opponent	Score	Overall	1st Qtr	2nd Qtr	3rd Qtr	4th Qtr	Overtime
09/02/2023	Butler	W 35-20	2-3 66.7	0-0 0.0	1-1 100.0	0-0 0.0	1-2 50.0	0-0 0.0
09/09/2023	at Utah Tech	W 43-13	0-0 0.0	0-0 0.0	0-0 0.0	0-0 0.0	0-0 0.0	0-0 0.0
09/16/2023	Ferris St.	W 17-10	0-0 0.0	0-0 0.0	0-0 0.0	0-0 0.0	0-0 0.0	0-0 0.0
09/23/2023	at Northern Ariz.	L 14-28	1-4 25.0	0-0 0.0	0-0 0.0	0-0 0.0	1-4 25.0	0-0 0.0
09/30/2023	Idaho St.	W 28-20	1-1 100.0	0-0 0.0	0-0 0.0	0-0 0.0	1-1 100.0	0-0 0.0
10/07/2023	at UC Davis	W 31-23	0-0 0.0	0-0 0.0	0-0 0.0	0-0 0.0	0-0 0.0	0-0 0.0
10/14/2023	at Idaho	W 23-21	0-1 0.0	0-0 0.0	0-0 0.0	0-0 0.0	0-1 0.0	0-0 0.0
10/28/2023	Northern Colo.	W 40-0	1-2 50.0	0-0 0.0	1-2 50.0	0-0 0.0	0-0 0.0	0-0 0.0
11/04/2023	Sacramento St.	W 34-7	1-3 33.3	0-0 0.0	1-2 50.0	0-0 0.0	0-1 0.0	0-0 0.0
11/11/2023	at Portland St.	W 34-10	2-2 100.0	1-1 100.0	0-0 0.0	0-0 0.0	1-1 100.0	0-0 0.0
11/18/2023	Montana St.	W 37-7	0-0 0.0	0-0 0.0	0-0 0.0	0-0 0.0	0-0 0.0	0-0 0.0
12/02/2023	Delaware	W 49-19	1-2 50.0	0-0 0.0	0-0 0.0	1-1 100.0	0-1 0.0	0-0 0.0
12/08/2023	Furman	Wot1 35-28	0-0 0.0	0-0 0.0	0-0 0.0	0-0 0.0	0-0 0.0	0-0 0.0
Montana			9-18 50.0	1-1 100.0	3-5 60.0	1-1 100.0	4-11 36.4	0-0 0.0
Opponents			15-39 38.5	1-4 25.0	2-8 25.0	7-12 58.3	5-14 35.7	0-1 0.0

Time of Possession

Date	Opponent	Score	Overall	1st Qtr	2nd Qtr	3rd Qtr	4th Qtr	Overtime
09/02/2023	Butler	W 35-20	31:15	05:00	09:53	04:49	11:33	00:00
09/09/2023	at Utah Tech	W 43-13	35:29	09:11	07:01	12:03	07:14	00:00
09/16/2023	Ferris St.	W 17-10	26:32	07:18	07:22	08:23	03:29	00:00
09/23/2023	at Northern Ariz.	L 14-28	24:33	05:04	07:52	05:00	06:37	00:00
09/30/2023	Idaho St.	W 28-20	34:54	06:55	09:20	06:49	11:50	00:00
10/07/2023	at UC Davis	W 31-23	30:14	08:10	07:05	06:22	08:37	00:00
10/14/2023	at Idaho	W 23-21	27:24	08:29	10:04	02:13	06:38	00:00
10/28/2023	Northern Colo.	W 40-0	35:16	08:40	11:17	06:30	08:49	00:00
11/04/2023	Sacramento St.	W 34-7	35:41	10:26	09:46	06:21	09:08	00:00



2023-24 Montana Football
By Quarter Statistics
All games

Page 2/2
as of Dec 11, 2023

Date	Opponent		Score	Overall	1st Qtr	2nd Qtr	3rd Qtr	4th Qtr	Overtime
11/11/2023	at Portland St.	W	34-10	34:37	06:03	10:14	09:00	09:20	00:00
11/18/2023	Montana St.	W	37-7	34:44	09:02	08:32	09:14	07:56	00:00
12/02/2023	Delaware	W	49-19	26:36	08:18	08:00	04:40	05:38	00:00
12/08/2023	Furman	Wot1	35-28	31:17	04:51	13:11	08:36	04:39	00:00
Montana			Total	408:32	97:27	119:37	90:00	101:28	00:00
			Avg.	31:26	07:30	09:12	06:55	07:48	00:00
Opponents			Total	370:35	73:04	99:52	91:13	106:26	00:00
			Avg.	28:30	05:37	07:41	07:01	08:11	00:00



**2023-24 Montana Football
Red-Zone Results
All games**

Montana Inside Opponent Red-Zone

Date	Opponent	Score	Times	Times	Total	Rush Pass			FGs	Failed to score inside RZ					
			In RZ	Scored	Pts	TDs	TDs	TDs	Made	FGA	Down	Int	Fumb	Half	Game
09/02/2023	Butler	W 35-20	6	4	21	2	2	0	2	2	1	0	0	0	1
09/09/2023	at Utah Tech	W 43-13	5	4	28	4	3	1	0	1	0	0	0	0	0
09/16/2023	Ferris St.	W 17-10	2	2	14	2	2	0	0	0	0	0	0	0	0
09/23/2023	at Northern Ariz.	L 14-28	1	1	6	1	0	1	0	0	0	0	0	0	0
09/30/2023	Idaho St.	W 28-20	5	4	28	4	2	2	0	0	0	0	0	0	1
10/07/2023	at UC Davis	W 31-23	3	1	7	1	0	1	0	0	0	0	2	0	0
10/14/2023	at Idaho	W 23-21	2	1	7	1	1	0	0	0	0	0	0	0	1
10/28/2023	Northern Colo.	W 40-0	3	3	20	3	2	1	0	0	0	0	0	0	0
11/04/2023	Sacramento St.	W 34-7	5	4	27	4	3	1	0	0	0	1	0	0	0
11/11/2023	at Portland St.	W 34-10	5	5	31	4	4	0	1	1	0	0	0	0	0
11/18/2023	Montana St.	W 37-7	6	6	30	3	2	1	3	3	0	0	0	0	0
12/02/2023	Delaware	W 49-19	2	2	10	1	1	0	1	1	0	0	0	0	0
12/08/2023	Furman	W 35-28	3	3	17	2	1	1	1	1	0	0	0	0	0
Totals 40 of 48 (83.3%)			48	40	246	32	23	9	8	9	1	1	2	0	3

Opponents Inside Montana Red-Zone

Date	Opponent	Score	Times	Times	Total	Rush Pass			FGs	Failed to score inside RZ					
			In RZ	Scored	Pts	TDs	TDs	TDs	Made	FGA	Down	Int	Fumb	Half	Game
09/02/2023	Butler	W 35-20	1	1	3	0	0	0	1	1	0	0	0	0	0
09/09/2023	Utah Tech	W 43-13	1	1	7	1	0	1	0	0	0	0	0	0	0
09/16/2023	Ferris St.	W 17-10	5	2	10	1	0	1	1	2	2	0	0	0	0
09/23/2023	Northern Ariz.	L 14-28	2	2	14	2	2	0	0	0	0	0	0	0	0
09/30/2023	Idaho St.	W 28-20	3	2	13	2	0	2	0	1	0	0	0	0	0
10/07/2023	UC Davis	W 31-23	4	3	20	3	1	2	0	0	0	0	1	0	0
10/14/2023	Idaho	W 23-21	3	2	15	2	1	1	0	0	0	1	0	0	0
10/28/2023	Northern Colo.	W 40-0	0	0	0	0	0	0	0	0	0	0	0	0	0
11/04/2023	Sacramento St.	W 34-7	2	1	7	1	1	0	0	1	0	0	0	0	0
11/11/2023	Portland St.	W 34-10	1	1	3	0	0	0	1	1	0	0	0	0	0
11/18/2023	Montana St.	W 37-7	2	1	7	1	0	1	0	1	0	0	0	0	0
12/02/2023	Delaware	W 49-19	3	2	13	2	1	1	0	0	1	0	0	0	0
12/08/2023	Furman	W 35-28	3	3	21	3	2	1	0	0	0	0	0	0	0
Totals 21 of 30 (70.0%)			30	21	133	18	8	10	3	7	3	1	1	0	0



2023-24 Montana Football Games Played All games

##	Player	GP-GS	Butler	UTTECH	FSU	NAU	ISU	UCD	UI	UNC	SacSt	PSU	MSU	UD	Furman
0	Kale Edwards	13/12	START	START	START	XXX	START	START	START	START	START	START	START	START	START
2	Ronald Jackson, Jr.	13/3	XXX	XXX	XXX	XXX	XXX	XXX	XXX	XXX	START	START	START	XXX	XXX
2	Drew Deck	9/1	...	XXX	XXX	START	XXX	XXX	XXX	XXX	XXX	XXX	...
3	Trajon Cotton	13/13	START	START	START	START	START	START	START	START	START	START	START	START	START
3	Nick Williams	1/0	...	XXX
4	Nash Fouch	13/13	START	START	START	START	START	START	START	START	START	START	START	START	START
4	Ryan Simpson	11/0	XXX	XXX	...	XXX	XXX	XXX	XXX	XXX	XXX	XXX	XXX	XXX	...
5	Garrett Graves	13/0	XXX	XXX	XXX	XXX	XXX	XXX	XXX	XXX	XXX	XXX	XXX	XXX	XXX
5	Junior Bergen	13/9	START	XXX	START	START	START	XXX	START	XXX	START	START	START	XXX	START
6	Keelan White	13/13	START	START	START	START	START	START	START	START	START	START	START	START	START
6	Lamar Campbell	2/0	...	XXX	XXX
7	Jelani Warren	9/0	XXX	...	XXX	XXX	XXX	...	XXX	XXX	XXX	XXX	XXX
7	Sam Vidlak	7/3	START	XXX	START	START	XXX	XXX	...	XXX
8	Corbin Walker	13/13	START	START	START	START	START	START	START	START	START	START	START	START	START
8	Keali'i Ah Yat	4/0	XXX	...	XXX	XXX	XXX	...
9	David Koppang	13/0	XXX	XXX	XXX	XXX	XXX	XXX	XXX	XXX	XXX	XXX	XXX	XXX	XXX
9	Sawyer Racanelli	13/2	START	XXX	XXX	XXX	XXX	XXX	XXX	XXX	XXX	START	XXX	XXX	XXX
10	TJ Rausch	13/0	XXX	XXX	XXX	XXX	XXX	XXX	XXX	XXX	XXX	XXX	XXX	XXX	XXX
10	Eli Gillman	13/12	START	START	START	START	START	START	START	XXX	START	START	START	START	START
11	Cole Grossman	0/0
11	Gabe Longin	2/0	...	XXX	XXX
12	Kris Brown	2/0	...	XXX	XXX
12	Elijah Brady	0/0
13	Ryder Meyer	13/13	START	START	START	START	START	START	START	START	START	START	START	START	START
13	Xavier Harris	13/0	XXX	XXX	XXX	XXX	XXX	XXX	XXX	XXX	XXX	XXX	XXX	XXX	XXX
14	Aaron Fontes	12/11	XXX	START	START	START	START	START	START	START	START	...	START	START	START
14	Robert Whitehead	0/0
16	Kaden Huot	0/0
16	Tanner Barbour	0/0
17	Clifton McDowell	13/10	XXX	START	XXX	XXX	START	START	START	START	START	START	START	START	START
17	Kade Boyd	0/0
18	Chase McGurran	0/0
18	Sam Alford	0/0
19	Padraig Lang	0/0
19	Gage Sliter	0/0
21	Iverson Young	2/0	...	XXX	XXX
23	Beau Dantic	0/0
24	Cameron Gurnsey	0/0
25	Jaxon Lee	13/0	XXX	XXX	XXX	XXX	XXX	XXX	XXX	XXX	XXX	XXX	XXX	XXX	XXX
26	Nick Ostmo	13/1	XXX	XXX	XXX	XXX	XXX	XXX	XXX	START	XXX	XXX	XXX	XXX	XXX
27	Trevin Gradney	11/10	START	START	START	START	START	START	START	START	XXX	START	START
27	Jordan Dever	0/0
28	Travis Benham	13/0	XXX	XXX	XXX	XXX	XXX	XXX	XXX	XXX	XXX	XXX	XXX	XXX	XXX
28	Isiah Childs	13/0	XXX	XXX	XXX	XXX	XXX	XXX	XXX	XXX	XXX	XXX	XXX	XXX	XXX
29	Tanner Huff	2/0	XXX	XXX
30	Colter Janacaro	0/0
31	Geno Leonard	0/0
32	Tyson Rostad	6/0	...	XXX	XXX	XXX	XXX	XXX	...	XXX
33	Carson Rostad	13/0	XXX	XXX	XXX	XXX	XXX	XXX	XXX	XXX	XXX	XXX	XXX	XXX	XXX
34	Asher Croy	1/0	XXX
35	Braxton Hill	13/13	START	START	START	START	START	START	START	START	START	START	START	START	START
37	Levi Janacaro	13/10	XXX	XXX	START	START	START	START	START	START	START	START	XXX	START	START
38	Marcus Evans	0/0
39	Jace Kluczewich	13/0	XXX	XXX	XXX	XXX	XXX	XXX	XXX	XXX	XXX	XXX	XXX	XXX	XXX
40	Cooper Barnum	13/0	XXX	XXX	XXX	XXX	XXX	XXX	XXX	XXX	XXX	XXX	XXX	XXX	XXX
41	Brayton Boyer	0/0
42	Riley Wilson	11/2	START	START	XXX	XXX	XXX	XXX	XXX	XXX	XXX	XXX	XXX
43	Grayson Pibal	13/0	XXX	XXX	XXX	XXX	XXX	XXX	XXX	XXX	XXX	XXX	XXX	XXX	XXX
44	Ryan Tirrell	13/7	START	START	START	XXX	START	START	XXX	XXX	XXX	START	START	XXX	XXX
45	Vincent Genatone	10/0	XXX	XXX	XXX	XXX	XXX	XXX	XXX	XXX	XXX	XXX



**2023-24 Montana Football
Games Played
All games**

##	Player	GP-GS	Butler	UTTECH	FSU	NAU	ISU	UCD	UI	UNC	SacSt	PSU	MSU	UD	Furman
46	Wyatt Wegener	0/0
47	Kellen Detrick	9/0	XXX	XXX	XXX	XXX	XXX	XXX	XXX	XXX	...	XXX	...
48	Hayden Harris	12/12	...	START	START	START	START	START	START	START	START	START	START	START	START
49	Cooper Walton	1/0	XXX
50	Erich Osteen	3/0	...	XXX	XXX	XXX
51	Austin Buehler	0/0
52	Cy Stevenson	0/0
53	Braunson Henriksen	0/0
54	Tyler Flink	13/7	XXX	XXX	XXX	START	XXX	XXX	START	START	START	XXX	START	START	START
55	Chris Walker	12/12	START	START	START	START	START	START	START	START	START	START	START	START	...
56	Garrett Hustedt	13/1	XXX	XXX	XXX	START	XXX	XXX	XXX	XXX	XXX	XXX	XXX	XXX	XXX
57	AJ Forbes	12/12	...	START	START	START	START	START	START	START	START	START	START	START	START
58	Clay Oven	0/0
59	Hayden Opitz	0/0
60	Dillon Botner	0/0
61	Hunter Mayginnes	6/3	XXX	START	START	START	...	XXX	XXX
63	Dylan Cohen	0/0
64	Ethan Barney	0/0
66	Brandon Casey	12/12	...	START	START	START	START	START	START	START	START	START	START	START	START
69	Cannon Panfiloff	12/3	XXX	XXX	XXX	...	XXX	XXX	XXX	XXX	XXX	XXX	START	START	START
69	Noah Kaschmitter	2/0	XXX	XXX
72	Tate Templeton	0/0
73	Colin Dreis	3/0	...	XXX	XXX	...	XXX	...
74	Kukila Lincoln	5/0	...	XXX	XXX	XXX	...	XXX	...	XXX	...
75	Declan McCabe	11/1	XXX	XXX	XXX	...	XXX	XXX	XXX	...	XXX	XXX	XXX	XXX	START
76	Journey Grimsrud	12/12	...	START	START	START	START	START	START	START	START	START	START	START	START
77	Michael Ray	0/0
78	Lucas Freitas	5/0	XXX	XXX	XXX	XXX	XXX
79	Liam Brown	10/6	XXX	XXX	XXX	XXX	START	START	START	START	START	START
80	Brady Lang	1/0	XXX
81	Joseph Grezma	0/0
82	Ian Finch	0/0
83	Nico Ramos	7/0	...	XXX	XXX	XXX	XXX	XXX	XXX	XXX
83	Drew Klumph	3/0	...	XXX	XXX	XXX
84	Evan Shafer	13/10	XXX	START	XXX	XXX	START	START	START	START	START	START	START	START	START
85	Micah Ashton	13/0	XXX	XXX	XXX	XXX	XXX	XXX	XXX	XXX	XXX	XXX	XXX	XXX	XXX
86	Joe Weida	0/0
87	Jake Olson	13/3	START	START	XXX	START	XXX	XXX	XXX	XXX	XXX	XXX	XXX	XXX	XXX
88	Erik Barker	13/3	XXX	XXX	START	XXX	XXX	XXX	XXX	START	XXX	XXX	XXX	START	XXX
89	Lucas Prendergrast	0/0
90	Jareb Ramos	4/0	XXX	...	XXX	XXX	XXX
92	Will Jenkins	0/0
93	Sloan McPherson	1/0	...	XXX
94	Brendan Murphy	0/0
95	Dylan Smith	1/0	...	XXX
96	Henry Nuce	1/0	XXX
97	Grant Glasgow	11/0	XXX	XXX	XXX	XXX	XXX	XXX	XXX	XXX	XXX	XXX	XXX
98	Matai Mata'afa	13/0	XXX	XXX	XXX	XXX	XXX	XXX	XXX	XXX	XXX	XXX	XXX	XXX	XXX
99	Alex Gubner	13/13	START	START	START	START	START	START	START	START	START	START	START	START	START



2023-24 Montana Football
Team Game Highs
All games

Montana - Game Highs

RUSHES	57	at Utah Tech (09/09/2023)
YARDS RUSHING	305	Sacramento St. (11/04/2023)
YARDS PER RUSH	6.1	Sacramento St. (11/04/2023)
TD RUSHES	4 4	at Portland St. (11/11/2023) at Utah Tech (09/09/2023)
PASS ATTEMPTS	38	at Northern Ariz. (09/23/2023)
PASS COMPLETIONS	24	at Northern Ariz. (09/23/2023)
YARDS PASSING	258	at Portland St. (11/11/2023)
YARDS PER PASS	11.0	Sacramento St. (11/04/2023)
TD PASSES	3	at UC Davis (10/07/2023)
TOTAL PLAYS	80	Northern Colo. (10/28/2023)
TOTAL OFFENSE	547	Sacramento St. (11/04/2023)
YARDS PER PLAY	7.6	Sacramento St. (11/04/2023)
POINTS	49	Delaware (12/02/2023)
SACKS BY	6 6	Northern Colo. (10/28/2023) at Idaho (10/14/2023)
FIRST DOWNS	28	at Portland St. (11/11/2023)
PENALTIES	9 9 9	at Portland St. (11/11/2023) Northern Colo. (10/28/2023) Idaho St. (09/30/2023)
PENALTY YARDS	100	Delaware (12/02/2023)
TURNOVERS	2 2 2	at UC Davis (10/07/2023) at Northern Ariz. (09/23/2023) Butler (09/02/2023)
PUNTS	9	Furman (12/08/2023)
PUNTING AVG	47.5	at Idaho (10/14/2023)
LONG PUNT	60	at Utah Tech (09/09/2023)
PUNTS INSIDE 20	3 3	Furman (12/08/2023) at Utah Tech (09/09/2023)
LONG PUNT RETURN	59	Furman (12/08/2023)



2023-24 Montana Football
Opponent Match Highs
All games

Opponent - Game Highs

RUSHES	43	at Northern Ariz. (09/23/2023)
YARDS RUSHING	213	Montana St. (11/18/2023)
YARDS PER RUSH	6.1	Montana St. (11/18/2023)
TD RUSHES	3	Furman (12/08/2023)
PASS ATTEMPTS	49	at Utah Tech (09/09/2023)
PASS COMPLETIONS	31	at UC Davis (10/07/2023)
	31	Idaho St. (09/30/2023)
YARDS PASSING	359	at UC Davis (10/07/2023)
YARDS PER PASS	9.1	at Idaho (10/14/2023)
TD PASSES	3	Idaho St. (09/30/2023)
TOTAL PLAYS	80	Furman (12/08/2023)
TOTAL OFFENSE	435	at UC Davis (10/07/2023)
YARDS PER PLAY	6.0	at UC Davis (10/07/2023)
POINTS	28	Furman (12/08/2023)
	28	at Northern Ariz. (09/23/2023)
SACKS BY	7	at Northern Ariz. (09/23/2023)
FIRST DOWNS	25	at Idaho (10/14/2023)
PENALTIES	15	Ferris St. (09/16/2023)
PENALTY YARDS	106	Ferris St. (09/16/2023)
TURNOVERS	4	at Utah Tech (09/09/2023)
PUNTS	12	Furman (12/08/2023)
PUNTING AVG	47.7	at UC Davis (10/07/2023)
LONG PUNT	62	Sacramento St. (11/04/2023)
PUNTS INSIDE 20	3	Northern Colo. (10/28/2023)
LONG PUNT RETURN	14	Furman (12/08/2023)



**2023-24 Montana Football
Team Match Lows
All games**

Montana - Game Lows

RUSHES	24	at Northern Ariz. (09/23/2023)
YARDS RUSHING	18	at Northern Ariz. (09/23/2023)
YARDS PER RUSH	0.8	at Northern Ariz. (09/23/2023)
TD RUSHES	1	Furman (12/08/2023)
	1	at Idaho (10/14/2023)
	1	at UC Davis (10/07/2023)
	1	at Northern Ariz. (09/23/2023)
PASS ATTEMPTS	15	Ferris St. (09/16/2023)
PASS COMPLETIONS	9	Ferris St. (09/16/2023)
YARDS PASSING	105	Ferris St. (09/16/2023)
YARDS PER PASS	5.6	at Northern Ariz. (09/23/2023)
TD PASSES	0	at Portland St. (11/11/2023)
	0	Ferris St. (09/16/2023)
TOTAL PLAYS	56	Ferris St. (09/16/2023)
TOTAL OFFENSE	189	Ferris St. (09/16/2023)
YARDS PER PLAY	3.4	Ferris St. (09/16/2023)
POINTS	14	at Northern Ariz. (09/23/2023)
SACKS BY	0	at UC Davis (10/07/2023)
FIRST DOWNS	12	at Northern Ariz. (09/23/2023)
PENALTIES	2	at Idaho (10/14/2023)
PENALTY YARDS	15	at Idaho (10/14/2023)
INTERCEPTIONS BY	0	at Portland St. (11/11/2023)
	0	Sacramento St. (11/04/2023)
	0	at UC Davis (10/07/2023)
PUNTS	2	at Idaho (10/14/2023)
PUNTING AVG	30.8	Idaho St. (09/30/2023)
LONG PUNT	37	Idaho St. (09/30/2023)
PUNTS INSIDE 20	1	Delaware (12/02/2023)
	1	at Idaho (10/14/2023)
	1	at UC Davis (10/07/2023)
	1	Idaho St. (09/30/2023)
	1	Ferris St. (09/16/2023)
	1	Butler (09/02/2023)
LONG PUNT RETURN	0	at Portland St. (11/11/2023)
	0	at Idaho (10/14/2023)
	0	Idaho St. (09/30/2023)



**2023-24 Montana Football
Opponent Match Lows
All games**

Opponent - Game Lows

RUSHES	13	Idaho St. (09/30/2023)
YARDS RUSHING	18	Northern Colo. (10/28/2023)
YARDS PER RUSH	0.6	Northern Colo. (10/28/2023)
TD RUSHES	0	Montana St. (11/18/2023)
	0	at Portland St. (11/11/2023)
	0	Northern Colo. (10/28/2023)
	0	Idaho St. (09/30/2023)
	0	Ferris St. (09/16/2023)
	0	at Utah Tech (09/09/2023)
	0	Butler (09/02/2023)
PASS ATTEMPTS	16	Montana St. (11/18/2023)
PASS COMPLETIONS	4	Montana St. (11/18/2023)
YARDS PASSING	67	Montana St. (11/18/2023)
YARDS PER PASS	3.1	Sacramento St. (11/04/2023)
TD PASSES	0	Sacramento St. (11/04/2023)
	0	Northern Colo. (10/28/2023)
TOTAL PLAYS	47	at Portland St. (11/11/2023)
TOTAL OFFENSE	94	Northern Colo. (10/28/2023)
YARDS PER PLAY	1.7	Northern Colo. (10/28/2023)
POINTS	0	Northern Colo. (10/28/2023)
SACKS BY	0	Delaware (12/02/2023)
FIRST DOWNS	7	Northern Colo. (10/28/2023)
PENALTIES	1	Northern Colo. (10/28/2023)
PENALTY YARDS	10	Northern Colo. (10/28/2023)
INTERCEPTIONS BY	0	Montana St. (11/18/2023)
	0	at Portland St. (11/11/2023)
	0	at Idaho (10/14/2023)
	0	at UC Davis (10/07/2023)
	0	Idaho St. (09/30/2023)
	0	at Utah Tech (09/09/2023)
PUNTS	3	at Idaho (10/14/2023)
	3	Idaho St. (09/30/2023)
PUNTING AVG	26.8	Delaware (12/02/2023)
LONG PUNT	39	Delaware (12/02/2023)
PUNTS INSIDE 20	0	Furman (12/08/2023)
	0	Montana St. (11/18/2023)
	0	at Northern Ariz. (09/23/2023)
	0	Ferris St. (09/16/2023)
	0	Butler (09/02/2023)
LONG PUNT RETURN	0	at Portland St. (11/11/2023)
	0	Sacramento St. (11/04/2023)
	0	Northern Colo. (10/28/2023)
	0	at UC Davis (10/07/2023)
	0	Idaho St. (09/30/2023)
	0	at Utah Tech (09/09/2023)



2023-24 Montana Football
Individual Game Highs
All games

Montana - Individual Game Highs

RUSHES	21	Clifton McDowell vs Furman (12/08/2023)
YARDS RUSHING	119	Eli Gillman vs Butler (09/02/2023)
TD RUSHES	3	Clifton McDowell at Portland St. (11/11/2023)
LONG RUSH	85	Eli Gillman at UC Davis (10/07/2023)
PASS ATTEMPTS	37	Sam Vidlak at Northern Ariz. (09/23/2023)
PASS COMPLETIONS	23	Sam Vidlak at Northern Ariz. (09/23/2023)
YARDS PASSING	243	Clifton McDowell at UC Davis (10/07/2023)
TD PASSES	3	Clifton McDowell at UC Davis (10/07/2023)
LONG PASS	97	Clifton McDowell vs Sacramento St. (11/04/2023)
RECEPTIONS	9	Keelan White at Northern Ariz. (09/23/2023)
YARDS RECEIVING	118	Junior Bergen at Idaho (10/14/2023)
TD RECEPTIONS	2	Aaron Fontes at UC Davis (10/07/2023)
LONG RECEPTION	97	Keelan White vs Sacramento St. (11/04/2023)
PUNTS	9	Travis Benham vs Furman (12/08/2023)
PUNTING AVG	47.5	Travis Benham at Idaho (10/14/2023)
LONG PUNT	60	Travis Benham at Utah Tech (09/09/2023)
PUNTS INSIDE 20	3	Travis Benham vs Furman (12/08/2023)
	3	Travis Benham at Utah Tech (09/09/2023)
LONG PUNT RETURN	59	Junior Bergen vs Furman (12/08/2023)
LONG KICKOFF RETURN	99	Junior Bergen vs Furman (12/08/2023)
TACKLES	15	Braxton Hill vs Ferris St. (09/16/2023)
SACKS	3	Riley Wilson vs Northern Colo. (10/28/2023)
TACKLES FOR LOSS	4	Riley Wilson vs Northern Colo. (10/28/2023)



**2023-24 Montana Football
Opponent Individual Match Highs
All games**

Opponent - Individual Game Highs

RUSHES	19	Devon Starling at Northern Ariz. (09/23/2023)
YARDS RUSHING	108	Tommy Mellott vs Montana St. (11/18/2023)
TD RUSHES	2	Dominic Roberto vs Furman (12/08/2023)
LONG RUSH	53	Tyler Huff vs Furman (12/08/2023)
PASS ATTEMPTS	47	Tyler Huff vs Furman (12/08/2023)
	47	Jordan Cooke vs Idaho St. (09/30/2023)
PASS COMPLETIONS	31	Miles Hastings at UC Davis (10/07/2023)
	31	Jordan Cooke vs Idaho St. (09/30/2023)
YARDS PASSING	359	Miles Hastings at UC Davis (10/07/2023)
TD PASSES	3	Jordan Cooke vs Idaho St. (09/30/2023)
LONG PASS	70	Tyler Huff vs Furman (12/08/2023)
RECEPTIONS	11	Hayden Hatten at Idaho (10/14/2023)
YARDS RECEIVING	142	Jermaine Braddock at Portland St. (11/11/2023)
TD RECEPTIONS	2	Chandler Harvin vs Delaware (12/02/2023)
	2	Hayden Hatten at Idaho (10/14/2023)
	2	Chedon James vs Idaho St. (09/30/2023)
LONG RECEPTION	70	Colton Hinton vs Furman (12/08/2023)
FIELD GOALS	2	Luka Zurak vs Butler (09/02/2023)
LONG FIELD GOALS	42	Hunter Ridley at UC Davis (10/07/2023)
PUNTS	12	Ryan Leavy vs Furman (12/08/2023)
PUNTING AVG	47.7	Justin Dwinell at UC Davis (10/07/2023)
LONG PUNT	62	Cal McGough vs Sacramento St. (11/04/2023)
PUNTS INSIDE 20	3	Hunter Green vs Northern Colo. (10/28/2023)
LONG PUNT RETURN	14	Joshua Harris vs Furman (12/08/2023)
LONG KICKOFF RETURN	41	Devyn Perkins at Utah Tech (09/09/2023)
TACKLES	17	Rex Connors at UC Davis (10/07/2023)
SACKS	4	Eloi Kwete at Northern Ariz. (09/23/2023)
TACKLES FOR LOSS	4.5	Eloi Kwete at Northern Ariz. (09/23/2023)
INTERCEPTIONS	1	Micah Robinson vs Furman (12/08/2023)
	1	Tyron Herring vs Delaware (12/02/2023)
	1	Kylen Ross vs Sacramento St. (11/04/2023)
	1	Nathaniel Gillis vs Northern Colo. (10/28/2023)
	1	Alex McLaughlin at Northern Ariz. (09/23/2023)
	1	Shon Stephens vs Ferris St. (09/16/2023)
	1	Lucas Kozlowski vs Butler (09/02/2023)
	1	Devaon Holman vs Butler (09/02/2023)