

2021-2022
MONTANA GRIZ BASKETBALL
YEARBOOK





**“THE MOMENT
YOU GIVE UP
IS THE MOMENT
SOMEONE ELSE
WINS.”**

— KOBE BRYANT

First Security Bank proudly celebrates the return of Montana Grizzlies Basketball. We're glad to see you back on the floor. We bank on Griz hoops, no matter what special circumstances are in play. Go Griz.



Here for life®

WE ARE MONTANA



TABLE OF CONTENTS

Team Roster/Quick Facts	4-5	Record Book	89-97
Dahlberg Arena/Facilities	7-15	Award Winners	99-113
University of Montana	17-25	Coaching Records	115-136
Missoula	27-33	Overall Records	137
2021/22 Season Preview	35-43	Postseason History	138
Coaching Staff Bios	45-59	Conference Records	139
Student Athlete Bios	61-75	Champion History	140-141
2020/21 Season Review	77-86	Hall of Fame	142-143
		2021/22 Basketball Schedule	144

TEAM ROSTER



0

KYLE OWENS

JR. | G | 6-8/210
CALABASAS, CALIF.
CRESPI CARMELITE H.S.



1

LONNELL MARTIN JR.

JR. | G | 6-4/210
FLINT, MICH.
OTERO J.C.



2

COOPER KRIEGMONT

FR. | G | 6-1/190
JUNEAU, ALASKA.
JUNEAU-DOUGLAS H.S.



3

JOSH VAZQUEZ

JR. | G | 6-3/180
TORRANCE, CALIF.
BISHOP MONTGOMERY H.S.



4

JOHNNY BRAGGS

FR. | G | 6-3/200
LAS VEGAS, NEVADA
BISOP-GORMAN H.S.



5

ROBBY BEASLEY III

JR. | G | 6-3/190
SAN RANON, CALIF.
HIGH SCHOOL DUBLIN H.S.



10

JOHN SOLOMON

FR. | F | 6-8/205
SARASOTA, FLORIDA
RIVERVIEW H.S.



11

CAMERON PARKER

SR. | G | 6-2/170
BEAVERTON, ORE.
TILTON SCHOOL



12

BRANDON WHITNEY

SO. | G | 6-1/178
MISSION HILLS, CALIF.
BISHOP ALEMANY H.S.



13

JOSH BANNAN

SO. | F | 6-9/215
MELBOURNE, AUSTRALIA
UC LAKE GINNINDERRA



22

TREY LAWRENCE

SO. | F | 6-5
SNOHOMIS, WASH.
GLACIER PEAK H.S. - BELLEVUE COLEGE



23

MACK ANDERSON

SR. | F | 6-9/208
BOZEMAN, MONT.
BOZEMAN H.S.



24

FREDDY BROWN III

JR. | G | 6-2/178
SEATTLE, WASH.
NATHAN HALE H.S.



30

JACK WETZEL

FR. | G | 6-4/170
CEDAR RAPIDS, IOWA
KENNEDY H.S.



34

SCOTT BLAKNEY

SR. | F | 6-9/235
PROSSER, WASH.
PROSSER H.S. - IDAHO



TRAVIS DECUIRE
HEAD COACH
6TH SEASON
MONTANA, 1994



CHRIS COBB
ASSOCIATE HEAD COACH
6TH SEASON
MENLO COLLEGE, 2009



JAY FLORES
ASSISTANT COACH
4TH SEASON
CHICO STATE, 2012



ZACH PAYNE
ASSISTANT COACH
1ST SEASON
WHITWORTH, 2014



ANDERSON CLARKE
GRADUATE MANAGER
2ND SEASON
CONCORDIA-IRVINE, 2018

GENERAL

NAME OF SCHOOL UNIVERSITY OF MONTANA
ABBREVIATION UM
CITY/ZIP MISSOULA, MT 59812
FOUNDED..... FEB. 17, 1893
ENROLLMENT..... 10,015
NICKNAME GRIZZLIES, GRIZ
SCHOOL COLORS MAROON (PMS 209) & SILVER (PMS 8 C)
ARENA NAME DAHLBERG ARENA (7,322)
AFFILIATION NCAA DIVISION I
CONFERENCE BIG SKY CONFERENCE (INAUGURAL, 1963)
PRESIDENT..... SETH BODNAR
ATHLETICS DIRECTOR KENT HASLAM
ONLINE TICKETS WWW.GRIZTIX.COM
TICKET OFFICE PHONE 1-888-MONTANA

COACHING STAFF

HEAD COACH TRAVIS DECUIRE
ALMA MATER, YEAR MONTANA, 1994
RECORD AT UM..... 127-71, 7TH SEASON
CAREER RECORD..... SAME
BIG SKY CONFERENCE RECORD 85-27
OFFICE PHONE (406) 243-5334
TWITTER..... @COACHDECUIRE
ASSOCIATE HEAD COACH CHRIS COBB
ALMA MATER (YEAR) MENLO COLLEGE, 2009
SEASONS AT UM 7TH SEASON
ASSISTANT COACH JAY FLORES
ALMA MATER (YEAR) CHICO STATE, 2012
SEASONS AT UM 5TH SEASON
ASSISTANT COACH ZACH PAYNE
ALMA MATER (YEAR) WHITWORTH, 2014
SEASONS AT UM 2ND SEASON
GRADUATE MANAGER RYAN CLARKE
GRADUATE MANAGER DJ BROOME
PROGRAM COORDINATOR JULIE TONKIN

HISTORY

FIRST YEAR OF BASKETBALL..... 1901-02
ALL-TIME RECORD 1,508-1,251-1 (.547)
ALL-TIME BIG SKY RECORD..... 516-326 (.613)
ALL-TIME HOME RECORD 1,004-411 (.710)
RECORD AT DAHLBERG ARENA (SINCE 1953) 724-250 (.743)
BIG SKY TOURNAMENT TITLES..... 11 (LAST: 2019)
BIG SKY REGULAR-SEASON TITLES..... 12 (LAST: 2019)
BIG SKY RUNNERS-UP 10
NCAA TOURNAMENT BERTHS..... 12
NCAA TOURNAMENT RECORD..... 2-13
LAST NCAA TOURNAMENT BERTH..... 2019
 (1ST ROUND VS. #2 MICHIGAN)
LAST NCAA TOURNAMENT WIN..... 2006 (87-79 VS. #5 NEVADA)
NIT BERTHS 4
LAST NIT BERTH 2015 (1ST ROUND VS. TEXAS A&M)

TEAM INFORMATION

2020-21 Overall Record 15-13
 2020-21 Big Sky Record 7-9
 2020-21 Home Record 8-4
 2020-21 Away Record 5-8
 2020-21 Neutral-Site Record 2-1
 2020-21 Regular Season Finish 6th
 2020-21 Big Sky Tournament Result Big Sky semifinals
 2020-21 Postseason N/A
Starters Returning/Lost 5/0
Letterwinners Returning/Lost: 9/3
Newcomers 7
 2020-21 Starts Returning 84.3%
 2020-21 Minutes Returning 86.6%
 2020-21 Points Per Game Returning 85.8%
 2020-21 Rebounds Per Game Returning 82.7%
 2020-21 Assists Per Game Returning 94.1%
 2020-21 Steals Per Game Returning 89.8%
 2020-21 Blocks Per Game Returning: 77.8%

ATHLETICS COMMUNICATIONS

SPORTS INFORMATION DIRECTOR (MBB CONTACT)NIC HALLISEY
CELL PHONE (970) 231-4789
EMAIL ADDRESS NIC.HALLISEY@UMONTANA.EDU
PRESS ROW PHONE (406) 243-4281
MAILING ADDRESS..... 32 CAMPUS DR. (HAC)
 MISSOULA, MT 59812
WEBSITE WWW.GOGRIZ.COM



NIC HALLISEY
 DIRECTOR OF COMMUNICATIONS
 Men's Basketball, Volleyball, Track & Field
 Email: nic.hallisey@umontana.edu
 Cell Phone: (970) 231-4789
 Mailing Address:
 32 Campus Drive | Missoula, MT 59812
 Website: www.GoGriz.com
 Press Row Phone: (406) 243-4281

SERVICES: The UM sports information department will provide rosters, releases and updated statistics prior to every game at Dahlberg Arena. Printed box scores will also be available for media during and immediately following the completion of home games. A complete box score will be emailed to media outlets and competing schools after the conclusion of each match.

INTERVIEWS: All player and coach interviews must be made through Nic Hallisey at least one day in advance. Players and coaches are not available prior to games.

PARKING: Parking passes will be issued to media upon request.

PHOTOGRAPHERS: Photographers are limited to the marked areas along sidelines and baselines, in accordance with NCAA guidelines. Photographers will not be allowed in team bench areas or behind the official scorer's table.

PRACTICES: Media is allowed at Griz basketball practice when proper notice has been given. Please contact Nic Hallisey to check practice status (open or closed), as well as time and location.

POSTGAME: Following a cooling-off period, head coach Travis DeCuire and selected UM basketball players will be available to the media. Interviews are to take place on the Dahlberg Arena floor unless otherwise noted. A member of the UM sports information department will be available to assist in arranging postgame interviews as needed.

TWITTER
 @MontanaGrizBB #GrizHoops
 @UMGrizzlies #GoGriz

FACEBOOK
 @MontanaGrizBB
 @UMGrizzlies

INSTAGRAM
 @MontanaGrizBasketball
 @UMGrizzlies

YOUTUBE
 Griz TV



SOME THINGS JUST GO TOGETHER

**Maroon & Silver...
Checking & Savings**

Reaching your financial goals is easier when you manage your money all in one place. Open a checking account and a savings account today!



Stockman Bank

Montana's Brand of Banking

GRIZZLY ATHLETIC FACILITIES



DAHLBERG

R E C O R D S

ALL-TIME RECORD AT DAHLBERG ARENA

732-254 (.742)

ALL-TIME HOME RECORD

1,012-415 (.709)

MOST HOME WINS IN A SEASON

18-0 1991-92

LARGEST CROWD

9,540 VS. MONTANA STATE
2/28/1981

HIGHEST SEASON ATTENDANCE

AVERAGE

7,930 1977-78

MOST POINTS BY INDIVIDUAL

42 WAYNE ESTES
UTAH STATE, 1964

42 TYLER HARVEY
EASTERN WASHINGTON, 2015

MOST POINTS BY UM PLAYER

40 M.R. RICHARDSON
VS. MONTANA STATE, 1976

MOST POINTS BY UM

111 VS. IDAHO STATE, 1966

111 ORAL ROBERTS, 1971

ARENA



A state-of-the-art video board was installed inside Dahlberg Arena prior to the 2017-18

DAHLBERG ARENA

First opened in 1953 as the Harry Adams Field House and named after the famed athletics director, head track & field coach, assistant football coach, and three-sport athlete at UM, the field house received a two-year renovation in 1999, opening as the Adams Events Center in 2001.

Along with being the home of the University of Montana athletics department, the Adams Center also hosts regular concerts, with famous acts such as Elton John, Sting, Bob Dylan, James Taylor, Pearl Jam, Luke Bryan and many more. It also hosts university and local high school graduation ceremonies, trade shows and other activities.

Inside the Adams Center is Dahlberg Arena, home to the Griz and Lady Griz basketball teams (capacity of 7,322). The arena is named after former men's basketball coach and player George "Jiggs" Dahlberg. Dahlberg coached at Montana from 1937-38 to 1941-42 and then again from 1944-45 through the 1954-55 season, before becoming the school's athletics director from 1954-70. Jiggs, from Butte, Montana, came to UM as an athlete for the 1922-23 season and earned three varsity letters in both basketball and football. He passed away in September of 1993, just two weeks after he was inducted into the Grizzly Sports Hall of Fame.

Along with an expansion of facilities, concessions and restrooms, theater-style seating has been added to the arena over the past decade. Two new

practice gyms (WAG and EAG) have also been added to the venue, along with a 7,000 square-foot weight room, 4,500 square foot athletics treatment center, an academic center and meeting rooms. Connected to the WAG, home to Montana volleyball with a practice court for basketball, and the EAG, a practice gym for tennis and track & field, is the Hall of Champions, showcasing the university's proud athletics history.

Montana recently replaced its portable sports floor with a new permanent maple sports floor. The 15,000 square-foot floor is a fixed resilient sectional channel system with a plywood panel subfloor and a continuous recessed lineal padding, featuring Nike grind material.

Prior to the 2017-18 season, a state-of-the-art, four-panel video board was installed above midcourt, replacing the center hung and small video board on the north wall, which was added in 2004. Each of the four video panels measure to be 16.38 feet long and 9.45 feet tall, with an LED ring below and a 399.360 pixel display comparable to most NBA arenas.

With support from the university administration and private donors, Montana also unveiled the Champions Center in October 2017. A large component of the facility, is a new strength & conditioning center that features approximately 20,000 square feet of training space, over two levels, to serve all student-athletes from Montana's 15 varsity programs. Also featured is a nutrition/refueling station, plus a brand-new football locker room, meeting rooms and coaches offices. The Champions Center is connected to Washington-Grizzly Stadium, home to Griz football.

The Eric and Blair Sprunk Student-Athlete Academic Center opened next to the Adams Center in the summer of 2015. Inside the Adams Center is Dahlberg Arena, home to Montana basketball.





Sustainably nutritious and undeniably delicious

Local Montana dairy farmers are committed to nourishing their communities while fostering a sustainable future.

Learn more at
USDairy.com



ATTENDANCE

YEAR	GAMES	ATTENDANCE	AVERAGE
2019-20	15	60,372	4,025
2018-19	14	59,272	4,234
2017-18	14	56,568	4,041
2016-17	13	49,508	3,808
2015-16	14	55,371	3,955
2014-15	17	64,532	3,796
2013-14	14	49,870	3,562
2012-13	16	71,953	4,497
2011-12	18	72,095	4,005
2010-11	14	57,104	4,079
2009-10	16	54,108	3,382
2008-09	15	55,691	3,713
2007-08	13	54,986	4,230
2006-07	16	64,653	4,041
2005-06	14	69,680	4,978
2004-05	14	48,608	3,472
2003-04	14	50,468	3,605
2002-03	14	62,872	4,491
2001-02	13	47,686	3,668
2000-01	15	53,529	3,569
1999-00	16	69,952	4,372
1998-99*	15	27,672	2,306
1997-98	15	66,828	4,455


YEAR	GAMES	ATTENDANCE	AVERAGE
1996-97	16	71,804	4,787
1995-96	16	85,229	5,290
1994-95	16	91,013	5,688
1993-94	16	96,751	6,047
1992-93	16	105,764	6,623
1991-92	18	126,613	7,034
1990-91	18	110,782	6,155
1989-90	17	95,020	5,589
1988-89	17	109,074	6,416
1987-88	16	105,176	6,574
1986-87	17	103,484	6,087
1985-86	14	96,440	6,889
1984-85	18	124,474	6,915
1983-84	16	110,020	6,876
1982-83	18	133,134	7,396
1981-82	15	111,539	7,438
1980-81	12	92,095	7,675
1979-80	14	90,188	6,422
1978-79	13	101,645	7,819
1977-78	15	118,948	7,930
1976-77	13	91,847	7,065
1975-76	14	93,327	6,666

* Home games played in Missoula Sentinel High School gym



**LIFE
SIMPLIFIED™**
Because Adventure Awaits

ORDER ONLINE
MACKENZIERIVERPIZZA.COM
or within the **RIVER REWARDS™** app



Direct *Source*

from the warehouse to your house



Direct Source was founded in 2008 by Rich Sargent who saw a need in the Missoula area for a full-service kitchen and bath company. We have worked hard to build relationships with builders, remodelers and homeowners from the Flathead to the Bitterroot and from Superior to Drummond. Our projects range from Montana Mountain Homestead to Missoula Modern. No project is too big or too small. With over 80 years of cabinet and design experience among them, our designers are prepared to walk you through every step of your residential or commercial project. Each project is different, and our goal is to provide you with cabinets that best fit your lifestyle. Consider a one-on-one consultation where we design with your wants, needs and budget in mind.


In addition to our design services, recommendations for countertops, hardware, sinks and faucets are available. No detail is overlooked. Designers work closely together with a design; making revisions along the way until completion.

We also come to the site of your project to verify measurements before your order is finalized. Once your order is placed, our designers will continue to assist you by coordinating delivery and installation as needed.

3495 West Broadway, Missoula, MT 59808
directsourcemt.com | 406-728-8099



DAHLBERG ARENA



The University of Montana officially opened the **\$14 million, 51,000 square foot Washington-Grizzly Champions Center** on October 13, 2017, providing Grizzly student-athletes one of the premiere training and locker facilities in the nation. The WGCC houses a state-of-the-art Athletic Performance Center, nutrition/refueling station and five team meeting rooms for the use of all student-athletes. The Champions Center also includes a **7,100 square foot football locker room with 118 lockers, and a professional athlete/coaches locker room.** The WGCC was 100% privately funded with a lead gift of \$7 million from Kevin and Kyle Washington on behalf of the Dennis and Phyllis Washington Foundation.

The men's basketball team will benefit from the use of a brand-new, two-level weight room inside the Champions Center. It measures to be nearly 20,000 square feet.



DAHLBERG ARENA



OS² OFFICE SOLUTIONS & SERVICES

LOCALLY OWNED - SOLUTIONS FOR EVERY OFFICE!



SHARP
Copiers & Interactive Boards

www.os2inc.com
1020 North Ave W.
Missoula



Office Furniture & Design



Office Products

Proud sponsor of Grizzly Athletics





OFFICIAL FAN
REFRESHMENT OF
GRIZZLY ATHLETICS



TASTE THE FEELING®



**GRAB SOME
REFRESHMENT**

©2019 The Coca-Cola Company.
The GRIZ mark is a registered trademark
of the University of Montana.

UNIVERSITY OF
MONTANA



THINK CRITICALLY. LIVE ETHICALLY. EXPLORE CREATIVELY.

These are the ideals to which our students, faculty, researchers and staff aspire. As Montana's flagship university, we set a high bar for academic studies, creative accomplishments and scientific exploration which benefit our students, our community and the world at large. The University draws a diverse, global population to Missoula – our home and the state's second-largest city – and helps cultivate an educated, engaged and vibrant community. Our students receive a world-class education in a broad range of subjects that include the trades, liberal arts, sciences, graduate and postdoctoral study and professional training.



ENROLLED STUDENTS

11K

AVG. CLASS SIZE

30

STUDENT-TO-FACULTY RATIO

13:1

AVG. HIGH SCHOOL GPA

3.3

The UM campus sits at the base of **Mount Sentinel**, which includes one of the state's most popular hiking trails, and is adjacent to the **Clark Fork River**. The campus occupies **220 walkable acres** with **64 buildings** and a **25,200-seat football stadium**. UM's campus also includes a **golf course, pool, full fitness center, soccer field, softball field, and track**.

OH, THE PLACES TO GO

DISTANCE FROM CAMPUS

Snowbowl Ski Area . . . 20min.

Glacier Natl. Park 3hrs.

Yellowstone Natl. Park . . 4hrs.



**ACADEMIC EXCELLENCE,
WORLD-CLASS RESEARCH
AND EXCITING LEARNING
OPPORTUNITIES IN THE
MIDST OF BREATH-TAKING
MONTANA SCENERY.**

For 125 years, the University of Montana has been “a gem in the crown of the continent” – one of the wildest places in the world. Its character mirrors the character of those who come to UM to teach, learn, grow and thrive. We are passionate, resilient and an embodiment of western spirit. Much awaits you here at our university: enriching learning environments, high-impact research, a vibrant campus community, exhilarating Montana Grizzly intercollegiate athletics and unparalleled natural beauty on a campus situated at the base of our own mountain: Mount Sentinel. A hike to the M will expand your view and add to your understanding of this unique intersection of people, place and community.



WORLD-CLASS LEARNING AND UNDERGRADUATE RESEARCH OPPORTUNITIES AND FACILITIES—UM IS DEDICATED TO PROMOTING UNDERGRADUATE RESEARCH, SCHOLARSHIP AND CREATIVE ACTIVITY IN ALL FIELDS OF STUDY.



Game Day starts & ends at FINN

Enjoy some of the best views in town at FINN, located next to the Clark Fork River, walking distance from the University of Montana & downtown Missoula.

Whether it's pre-game brunch, game time apps, or post-game dinner, we have you covered.

FINN



100 MADISON / MISSOULA / (406) 542-4660 / @FINNMISSOULA / FACEBOOK.COM/FINNMISSOULA/



MAJORS BY COLLEGE

COLLEGE OF BUSINESS

Majors

Accounting
Finance
International Business
Management and Entrepreneurship
Management Information Systems
Marketing

Minors

Business Administration

Certificates

Accounting Information Systems
Big Data Analytics
Business
Cybersecurity Management
Digital Marketing
Entertainment Management
Entrepreneurship and New Venture Creation
Sustainable Business Strategy

PHYLLIS J. WASHINGTON COLLEGE OF EDUCATION

Majors

Early Childhood Education
Elementary Education

Minors

Early Childhood Education

Certificates

Teaching and Learning

W.A. FRANKE COLLEGE OF FORESTRY AND CONSERVATION

Majors

Environmental Science and Sustainability
Forestry
Geography
Parks, Tourism and Recreation Management
Wildlife Biology

Minors

Ecological Restoration
Fire Sciences and Management
Geography
Mountain Studies
Wilderness Studies
Wildlife Biology

Certificates

GIS Science and Technologies
Northern Rockies Outdoor Leadership
Water Science and Society

COLLEGE OF HEALTH

Majors

Communicative Sciences and Disorders
Integrative Physiology
Public Health
Social Work

Pre-Professional Programs

Pre-Athletic Training
Pre-Medical Sciences
Pre-Pharmacy
Pre-Physical Therapy
GrizRx Assurance Program

Minors

Gerontology

Certificates

Health Behavior Coaching
Human Services

COLLEGE OF HUMANITIES & SCIENCES

Majors

African American Studies

Anthropology

- Archaeology
- Cultural and Ethnic Diversity
- Forensic and Biological Anthropology
- Linguistics
- Medical Anthropology

Biochemistry

- Health Professions

Biology

- Cellular and Molecular Biology
- Ecology and Organismal Biology
- Field Ecology
- Genetics and Evolution
- Human Biological Sciences
- Natural History
- Teacher Preparation in Biology
- Teacher Preparation in General Biology

Central and Southwest Asian Studies

Chemistry

- Environmental Chemistry
- Forensic Chemistry
- Pharmacology

Classics

- Classical Civilization
- Classical Languages
- Latin option

Communication Studies

- Communication and Human Relationships
- Organizational Communication
- Rhetoric and Public Discourse

Computational Biochemistry

Computer Science

- Algorithm Design
- Data Science
- Software Engineering

Computer Science – Mathematical Sciences

Creative Writing

East Asian Studies

Economics

English

- Creative Writing
- English Teaching
- Linguistics
- Literature and the Environment
- Literature

Environmental Studies

French

Geosciences

- Earth Science Education

German

History

- History Education

History – Political Science

International Field Geosciences

Japanese

Linguistics

Mathematical Sciences

- Applied Mathematics
- Combinatorics and Optimization
- Mathematics Education
- Pure Mathematics
- Statistics

Medical Laboratory Science

Microbiology

Multidisciplinary Studies

Native American Studies

Neuroscience

- Cellular and Molecular Neuroscience
- Cognitive Neuroscience

Philosophy

Physics

- Astronomy
- Computational Physics

Political Science

- American Politics
- International Relations and Comparative Politics
- Public Administration and Public Policy
- Public Law

Pre-Engineering

Pre-Law

Pre-Medical Sciences

Psychology

Russian

Sociology

- Criminology
- Inequality and Social Justice

Spanish

Women's, Gender and Sexuality Studies

World Languages and Cultures

Minors

African American Studies

Anthropology

Arabic Studies

Astronomy

Biochemistry

Biology

Central and Southwest Asian Studies

Chemistry

Chinese

Classical Civilization

Communication Studies

Computer Applications

Computer Science

Computer Science Teaching

Economics

English

Environmental Studies

Ethics

European Studies

French

Geosciences

German

Global Public Health

Greek

History

International Development Studies

Irish Studies

Japanese

Latin

Latin American Studies

Linguistics

Mathematical Sciences

Microbiology

Military Science

Native American Studies

Philosophy

Physics

Political Science

Psychology

Russian Studies

Sociology

South and Southeast Asian Studies

Spanish

Women's, Gender and Sexuality Studies

Certificates

African American Studies

Big Data Analytics

Bioinformatics

Community Agriculture

Computer Programming

Data Visualization

English as a Second Language

Environmental Ethics

Forensic Studies

GIS Science and Technology
Health Communication
Historic Preservation
Indigenous Knowledge and Environmental Sustainability
Innovation
International Development Studies
Language Rejuvenation and Maintenance
Migration Studies
Native American Studies
Natural Resource Conflict Resolution
Philosophy, Politics and Law
Sustainable Agriculture and Food Systems
Water Energy Food Nexus
Women's, Gender and Sexuality Studies
World Competencies

**COLLEGE OF THE
ARTS AND MEDIA**

Majors

Art
Dance
Journalism
Media Arts
• Digital Filmmaking
• Game Design and Interactive Media
Music
• Performance
• Composition
Music Education
Theatre
• Acting
• Design and Technology

• Musical Theatre
Minors
Art History and Criticism
Art Studio
Dance
Dance Education Specialization
Journalism
Media Arts
Music
Theatre
Theatre Education
Certificates
Digital Design
Documentary Film
Sonic Arts
Media Arts

MISSOULA COLLEGE

Associate of Applied Science

Accounting Technology
Administrative Management
Diesel Equipment Technology
Food Service Management
General Associates of Arts
Hospitality Management
Information Technology
Management
Medical Assisting
Medical Information Technology
Paralegal Studies
Radiologic Technology
Registered Nursing

Respiratory Care
Sustainable Construction Technology
Surgical Technology
Welding Technology
**Certificate of Applied Science
(one+ year programs)**
Business Media Design
Carpentry
Computer Aided Design
Computer Support
Culinary Arts
Customer Relations
Facilities Management
Heavy Equipment Operation
Hospitality Management
Medical Reception
Precision Machining Technology
Sales and Marketing
Welding Technology
Certificate of Technical Skills
Advanced Medical Imaging
Construction Helper
Construction Management
Cybersecurity
Cybersecurity Management
Electrician Helper
Entrepreneurship
Green Building
Health Information Technology
HVAC
Medical Claims Specialist
Precision Machining

abc FOX Montana
Local News Right Now

**THE MOST LOCAL NEWS
IN WESTERN MONTANA**
EVERY WEEKNIGHT
5:00 6:00 6:30 9:00 10:00

WWW.ABCFOXMONTANA.COM

abc CHANNEL 23.1 FOX CHANNEL 23.2

SWX
Sports & Weather Right Now

**THE ONLY 24/7 LOCAL
SPORTS NETWORK IN MONTANA**

WWW.SWXRIGHTNOW.COM

CHANNEL 23.3



YOU NEED TO SEE UM FOR YOURSELF.

Come visit the University of Montana. Spend a day with us. Tour campus. See what a tomorrow-proof education is all about.

Talk to our students. Visit with our award-winning faculty.

Walk our campus. We offer daily campus visits, UM Days open houses, group visits and Griz for a Day.

Visit admissions.umt.edu/visit or call (406) 243-6266

for more information about visiting campus.



Lynch
Insulation



By ensuring your home has high-performing insulation, you can lower your energy costs, improve the noise level and enjoy more consistent temperatures. Lynch Insulation is Missoula's source for fiberglass insulation, mineral wool, soundproofing and spray foam for commercial and residential structures. We also perform energy assessments using thermal imaging equipment to pinpoint any energy loss issues. We are a family-owned company with the equipment, products and people to deliver the energy-saving insulation solution you seek, on time and within budget.

INFO@LYNCHINSULATION.COM

406-728-6785

LYNCHINSULATION.COM

MISSOULA, MT

MISSOULA

M O N T A N A



MISSOULA, MT

MISSOULA

GARDEN CITY | ZOOTOWN

Ask anyone who's ever been here. They'll tell you. This place is special. People surf on the river that runs through downtown. There's an indoor wooden carousel that operates year round. The city reminds dog owners not to let their pets chase wildlife. The native bull trout are treated like treasured heirlooms. Deer are just as common as squirrels (See: dog/wildlife). The summer farmers markets span downtown. Breweries abound. So do art galleries. And then there are the mountains. They stand majestic, often covered in snow or wildflowers, all around us. With about 70,000 people, Missoula has the sophistication and attractions of a bigger city while keeping its small-town feel and laid-back style. Whatever your thing is – strolling, shopping, festival-going, coffee-drinking, music-listening or theater-going – you will find it in Missoula.



3 RIVERS
CONVERGE IN THE
MISSOULA VALLEY

TEN+ AMAZING
CONCERT VENUES

TOP 5 US CITIES FOR
BIKING
ACCORDING TO **SAVEONENERGY**

MISSOULA

IS THE **SECOND LARGEST**
CITY IN MONTANA WITH OVER

70,000

PEOPLE LIVING HERE.



MISSOULA, MT

"Best River Town in America.

THE PLACE WHERE PEOPLE WHO CAN CHOOSE TO LIVE ANYWHERE CALL HOME." – OUTSIDE MAGAZINE

471
bike trails

2,470
running trails

NATIONAL HEADQUARTERS

The Boone & Crockett Club
National Forest Foundation
Rocky Mountain Elk Foundation
Adventure Cycling Association



39 ski/snowboard runs
(MONTANA SNOWBOWL) 2,600 feet vertical drop



www.granitepeakwealth.com | 406.541.2100


2615 Connery Way | Missoula, MT 59808

Lewistown, MT Cut Bank, MT Kalispell, MT
Butte, MT Great Falls, MT Livingston, MT

Ameriprise Financial Services, Inc. Member FINRA and SIPC.

Granite Peak Wealth Advisors
Ameriprise Private Wealth Advisory Practice

PROUD SPONSOR OF *Griz* ATHLETICS



Bradley C. Nordberg, CRPC®
Financial Advisor




Chet T. Morris, ChFC®
Financial Advisor



Josiah E. Nelson, CFP®, CRPC®, APMA®
Financial Advisor



Jeffrey D. Larson, CFP®, CRPC®, APMA®
Financial Advisor



Jared L. Losing, CFP®, CMFC®
Financial Advisor
Franchise Owner



Shay Smithwick-Hann, CFP®, CRPC®
Financial Advisor



Greg Shadow
Financial Advisor



Tina A. Zitzka, CRPC®
Client Service Manager



Stephanie Simkins
Client Service Specialist



Michelle Bryant, CFP®, APMA®
Financial Planning Specialist



Alec Bouchee
Investment Specialist



Rachael Lake
Client Service Coordinator



Maile Losing
Operations Manager

#6

coolest towns
in the US

– Matador Travel Network

200+

locally owned retail,
food & beverage
establishments in
downtown Missoula

Missoula is one of the top 100 adventure towns.

“An eclectic college town and Rocky Mountain retreat: World-class hiking, skiing, biking, and white-water paddling are all within minutes of town.”

– National Geographic Magazine

#9

Greatest Place to
Live in America

– Outside Magazine, 2014

elevation
3301'

AVERAGE ANNUAL
SNOW FALL
42"

FALL
AVG. TEMP.
60

WINTER
AVG. TEMP.
33

SPRING
AVG. TEMP.
58

SUMMER
AVG. TEMP.
80



NEW HOTEL IN THE HEART OF IT ALL

The Residence Inn by Marriott® Missoula Downtown is the desired home away from home for all guests wanting to experience the vibrant culture of historic downtown Missoula. With access to the Clark Fork River, onsite restaurants, bars, shops, entertainment, and just a quick walk to the University of Montana, you will love our new all-suites hotel.

Residence INN
BY MARRIOTT

Residence Inn® Missoula Downtown
125 North Pattee Street | Missoula, MT 59802 | 406-542-6252
Marriott.com/MSORI



ParentingMontana.org
**PARENTING
MONTANA**
TOOLS FOR YOUR CHILD'S SUCCESS

TOOLS FOR YOUR CHILD'S SUCCESS

.....
ParentingMontana.org



Brought to you by the Offices of Child Care, SAMHSA, and Montana DPHHS. The views and opinions contained in the publication do not necessarily reflect those of SAMHSA or the U.S. Department of Health and Human Services and should not be construed as such.



SEASON

P R E V I E W

2021-22 MONTANA GRIZ NUMERICAL ROSTER

NO.	NAME	POS.	YEAR	HT.	WT.	HOMETOWN (PREVIOUS SCHOOL)
0	Kyle Owens	F	Jr.	6-8	205	Calabasas, Calif. (Crespi Carmelite H.S.)
1	Lonnell Martin Jr.	G	Jr.	6-4	210	Flint, Mich. (Otero J.C.)
2	Cooper Kriegmont	G	Fr.	6-1	190	Juneau, Alaska (Juneau-Douglas H.S.)
3	Josh Vazquez	G	Jr.	6-3	180	Torrance, Calif. (Bishop Montgomery H.S.)
4	Johnny Braggs	G	Fr.	6-3	200	Las Vegas, Nev. (Bishop Gorman H.S.)
5	Robby Beasley III	G	So.	6-3	190	San Ramon, Calif. (Dublin H.S.)
10	John Solomon	F	Fr.	6-8	205	Sarasota, Fla. (Riverview H.S.)
11	Cameron Parker	G	Sr.	6-2	170	Beaverton, Ore. (Sacred Heart)
12	Brandon Whitney	G	So.	6-1	180	Mission Hills, Calif. (Bishop Alemany H.S.)
13	Josh Bannan	F	So.	6-9	220	Melbourne, Australia (UC Lake Ginninderra)
22	Trey Lawrence	F	So.	6-5	175	Snohomish, Wash. (Bellevue College)
23	Mack Anderson	F	Sr.	6-9	218	Bozeman, Mont. (Bozeman H.S.)
24	Freddy Brown III	G	R-Jr.	6-2	180	Seattle, Wash. (Nathan Hale H.S.)
30	Jack Wetzel	G	Fr.	6-4	170	Cedar Rapids, Iowa (Kennedy H.S.)
34	Scott Blakney	F	R-Sr.	6-9	235	Prosser, Wash. (Idaho)
35	Derrick Carter-Hollinger	F	Jr.	6-5	215	San Diego, Calif. (Foothills Christian H.S.)

2021-22 MONTANA GRIZ ALPHABETICAL ROSTER

NO.	NAME	YEAR	POS.	HT.	WT.	HOMETOWN (PREVIOUS SCHOOL)
23	Mack Anderson	F	Sr.	6-9	218	Bozeman, Mont. (Bozeman H.S.)
13	Josh Bannan	F	So.	6-9	220	Melbourne, Australia (UC Lake Ginninderra)
5	Robby Beasley III	G	So.	6-3	190	San Ramon, Calif. (Dublin H.S.)
34	Scott Blakney	F	R-Sr.	6-9	235	Prosser, Wash. (Idaho)
4	Johnny Braggs	G	Fr.	6-3	200	Las Vegas, Nev. (Bishop Gorman H.S.)
24	Freddy Brown III	G	R-Jr.	6-2	180	Seattle, Wash. (Nathan Hale H.S.)
35	Derrick Carter-Hollinger	F	Jr.	6-5	215	San Diego, Calif. (Foothills Christian H.S.)
2	Cooper Kriegmont	G	Fr.	6-1	190	Juneau, Alaska (Juneau-Douglas H.S.)
22	Trey Lawrence	F	So.	6-5	175	Snohomish, Wash. (Bellevue College)
1	Lonnell Martin Jr.	G	Jr.	6-4	210	Flint, Mich. (Otero J.C.)
0	Kyle Owens	F	Jr.	6-8	205	Calabasas, Calif. (Crespi Carmelite H.S.)
11	Cameron Parker	G	Sr.	6-2	170	Beaverton, Ore. (Sacred Heart)
10	John Solomon	F	Fr.	6-8	205	Sarasota, Fla. (Riverview H.S.)
3	Josh Vazquez	G	Jr.	6-3	180	Torrance, Calif. (Bishop Montgomery H.S.)
30	Jack Wetzel	G	Fr.	6-4	170	Cedar Rapids, Iowa (Kennedy H.S.)
12	Brandon Whitney	G	So.	6-1	180	Mission Hills, Calif. (Bishop Alemany H.S.)

COACHING STAFF

HEAD COACH: **Travis DeCuire**, Eighth Season (Montana, 1994)
 ASSOCIATE HEAD COACH: **Chris Cobb**, Eighth Season (Menlo College, 2009)
 ASSISTANT COACH: **Jay Flores**, Sixth Season (Chico State, 2012)
 ASSISTANT COACH: **Zach Payne**, Third Season (Whitworth, '14)
 DIRECTOR OPERATIONS: **Anderson Clarke**, Fourth Season (Concordia Irvine, 2018)
 GRADUATE MANAGER: **Ryan Clarke**, Third Season
 GRADUATE MANAGER: **DJ Broome**, First Season

PRONUNCIATION GUIDE

Josh Bannan **ban-in**
 Scott Blakney **blake-nee**
 Derrick Carter-Hollinger **haul-in-ger**
 Cooper Kriegmont **craig-mont**
 Lonnell Martin Jr. **law-nell**
 Josh Vazquez **vaz-kez**
 Jack Wetzel **wet-zle**

DJ Broome **broom**
 Anderson Clark **clark**
 Travis DeCuire **duh-CURE**
 Jay Flores **floor-es**

STARTERS RETURNING (5)

No.	Name	GP/GS	MPG	PPG	RPG	AST	BLK	STL	FG%	3FG%	FT%
0	Kyle Owens	28-25	26.8	10.5	5.5	17	7	17	.470	.400	.761
3	Josh Vazquez	28-16	25.3	7.9	2.9	41	4	24	.406	.436	.929
12	Brandon Whitney	28-27	29.3	10.0	1.9	70	3	23	.467	.311	.728
13	Josh Bannan	28-23	24.7	8.6	5.9	32	9	18	.453	.235	.806
23	Mack Anderson	25-10	12.3	4.2	3.0	4	19	7	.650	---	.730

OTHER PLAYERS RETURNING (4)

No.	Name	GP/GS	MPG	PPG	RPG	AST	BLK	STL	FG%	3FG%	FT%
5	Robby Beasley III	22-10	25.4	10.5	2.4	22	1	11	.411	.378	.929
11	Cameron Parker	28-3	25.3	8.4	2.3	132	0	15	.515	.463	.745
24	Freddy Brown III	9-0	5.4	1.9	0.6	3	0	1	.375	.250	.500
35	Derrick Carter-Hollinger	21-4	15.4	3.7	2.2	14	13	7	.351	.182	.750

NEWCOMERS (7)

No.	Name	Year	Pos.	Notes
1	Lonnell Martin Jr.	Jr.	G	Averaged 17.6 ppg, 5.2 apg and 4.8 rpg as sophomore at Otero J.C. in Colorado
2	Cooper Kriegmont	Fr.	G	Earned all-state honors (Alaska) after averaging 23.0 ppg and 8.0 rpg as a senior
4	Johnny Braggs	Fr.	G	Averaged 12.0 ppg, 3.0 apg, 2.0 spg as a junior at Bishop Gorman H.S. (Nevada); no senior season
10	John Solomon	Fr.	F	Averaged 5.0 ppg, 4.0 rpg as senior at Riverview H.S. in Florida; played junior season in Arizona.
15	Trey Lawrence	So.	F	Started 26 games as freshman at Bellevue C.C. (Washington), averaging 6.0 ppg, 6.2 rpg, and 2.2 apg
30	Jack Wetzel	Fr.	G	Played 3 seasons at Kennedy H.S. in Iowa before 2021 season at Prolific Prep (California)
34	Scott Blakney	R-Sr.	F	3-year starter at Idaho, averaging 22.3 mpg; scored 746 points and pulled down 369 rebounds

PLAYERS LOST (5)

No.	Name	GP/GS	MPG	PPG	RPG	AST	BLK	STL	FG%	3FG%	FT%
1	Michael Steadman	19-18	22.6	9.9	5.4	5	11	5	.548	.333	.683
2	Dairus Henderson	9-0	3.1	1.0	1.1	1	2	2	.364	.000	.333
4	Cameron Satterwhite	2-1	19.5	2.0	1.5	4	0	3	.154	.000	.000
10	Eddy Egun	22-3	11.8	3.6	2.0	11	3	4	.404	.351	.840
44	Hunter Clarke	1-0	5.0	0.0	1.0	0	0	0	.000	---	---





Montana opens its 2021-22 men's basketball campaign on Tuesday, a highly anticipated season for several reasons. From the players on the court to the fans back in the stands, below are 22 things to know before the ball tips for the 2022 season!

1. Fans are back! Yes, we know this point has been hammered over and over again, but can you blame us for being excited? From February 2017 through February 2020, Montana went 41-3 on its home court, the nation's 13st-best home winning percentage during that span. In the most-recent season with fans, the Griz averaged more than 4,000 per game, a better figure than three Pac-12 programs.

We don't think it's a coincidence that Montana lost four home games for just the second time in 13 years in a season in which there was no home-court edge.

So yes, we're excited for fans to return to Dahlberg Arena, and yes, we also believe that Griz Nation is eager to see its team play live inside Dahlberg Arena for the first time in 612 days.

Shameless plug: season tickets, mini plans and single-game tickets are now available online.

2. There's lots of basketball to see! Not only are fans back in the stands, but they are in for a treat with Montana's schedule. For just the first time in 28 years, fans will be able to watch the home team play 17 regular-season games! Non-conference home dates include Tuesday's season-opener vs. Dickinson State, Nov. 20 vs. Omaha and Dec. 8 vs. Air Force. Plus...

3. Spend your Thanksgiving at the Zootown Classic! For the first time under Travis DeCuire, the Grizzlies are hosting a regular-season tournament in Dahlberg Arena. The three-day, round-robin tournament consists of UC San Diego, a team that two years ago was a Division-II power, going 30-1; UNC Wilmington, a team that made back-to-back NCAA tournaments in 2016 and 2017 after winning three straight Colonial Athletic Association titles; and Southern Mississippi of Conference USA, a team that won 20 games as recently as 2019.

4. The expectations are high. OK, so maybe not as high as in 2019, when the Grizzlies were unanimous favorites to repeat as league champs (and did, by the way), but still high. The consensus among those who follow the league is that there are four or five viable teams who could win a Big Sky title this year. Montana, which was picked fourth in both the coaches' and media polls is firmly in that mix of contenders.

5. Montana was the No. 6 seed at last year's Big Sky tournament. What makes them a contender, you might ask? Well, partially, because of steep tradition.

Montana is one of 19 teams across the country who can proudly claim that they've posted a .500 or better record in 13 consecutive seasons.

For the curious types, the others on the list are: Arizona, Baylor, Belmont, Cincinnati, Duke, Florida State, Gonzaga, Kansas, Louisville, Maryland, Memphis, Michigan State, Montana, Ohio State, Saint Mary's, San Diego State, Vermont, VCU and Xavier.

6. Narrow losses and late-season momentum and also play a role. Nearly half (seven of 13) of Montana's losses were by six points or fewer, with Montana dropping a handful of games in the closing seconds or in overtime. The Grizzlies, though, won their final four regular-season contests, before keeping it going at the Big Sky tournament in Boise. Playing in the first round as a No. 6 seed, Montana took down Idaho in a game that wasn't as close as the final score (69-64) showed. The Griz led for the final 29 minutes, by as many as 15 points and shot .500 from the floor.

One night later, Montana upset No. 3 seed Weber State. Led by 23 points from Robby Beasley III and a huge block late by Mack Anderson, the Grizzlies never trailed in the second half while taking down the Wildcats.

It was the eighth consecutive Big Sky tournament win for Montana, setting a league record. Over the past 11 tournaments, Montana has played in the title game eight times, winning it all five times. Expectations are always high at Montana.

7. The biggest reason for optimism, though, is the bevy of returning talent. Montana had some midseason roster turnover last year, but among the group that played the final month for the Griz, they return 91.8 percent of their minutes, 94.4 percent of their scoring, 90.9 percent of their rebounding and 93.8 percent of their steals.

That includes the team's top-three scorers and top-two rebounders.

8. Montana returns basically everybody. But it also has a couple exciting transfers who will be part of the mix in 2021-22. That Idaho game we mentioned up above? Well No. 34 for the Vandals – the one who scored a team-high 17 points on 7-of-12 shooting while also leading Idaho with eight boards – yeah, him... He now wears No. 34 for Maroon. Scott Blakney came to Missoula as a graduate transfer and will have one year of immediate eligibility remaining. He joins senior forward Mack Anderson as 6-9 post players who will

look to score around the rim while also defending down low. In addition to Blakney, Montana brought in junior-college transfer Lonnell Martin Jr., a wing-type who showed he can be dangerous from range while at Otero Junior College, averaging 15.2 points per game on .454 shooting, including .395 from deep, as a sophomore.

For more on the transfers, check out GoGriz.com feature stories on Blakney and Martin.

9. Blakney and Martin come to Missoula with the most collegiate experience, but Montana brought in a handful of other players who will look to fill roles. The list includes freshmen guards Johnny Braggs (Las Vegas, Nevada), Cooper Kriegmont (Juneau, Alaska) and Jack Wetzel (Cedar Rapids, Iowa); forward John Solomon (Sarasota, Florida); plus sophomore transfer Trey Lawrence (Bellevue College).

10. Last year's freshman class is now a year older, and that's a very good thing. How big was last year's trio of freshmen? We'll, let the numbers do the talking:

- The group accounted for 37.9 percent of Montana's scoring in 2020-21, a school record previously held by the 2002-03 class (30.1).



SEASON PREVIEW

- Prior to last season, just 12 Griz players had scored 200 or more points during their true freshman season. That number is now at 15, after all three did so in 2020-21, led by Brandon Whitney's 279 (fourth in school history).

- The group made 60 starts (another school record), smashing the previous year's trio that started 40 times. The 60 starts were the fifth-most by a freshman class in the nation last year, trailing only Kentucky, Kansas State, Washington State and Duke. Montana was one of 10 teams to start three or more freshmen in a game, and one of five schools to do so at least 10 times.

- Montana's freshman class combined to play more than 2,000 minutes in 2020-21, something only Kansas State also did. The Grizzlies were the only team in the nation to have three true freshmen average at least 25.0 minutes per game. Whitney's 29.3 minutes per game made him one of 10 freshmen nationally to play at least 815 minutes last year.

- Whitney led Montana for minutes played, while ranking second for assists, steals and points scored. Robby Beasley III averaged 10.5 points per game while breaking a school-record from the free-throw line. Josh Bannan ranked ninth in Big Sky play with 5.9 rebounds per game, while also chipping in with 8.6 points per contest.



11. So the sophomores will be good, but so too will the junior class. Let's not forget that before there was a buzz about the 2020-21 freshmen, that attention was on the 2019-20 newcomers. The group started 40 games (then a school record), and included Big Sky Conference Freshman of the Year Derrick Carter-Hollinger. During his sophomore season, Josh Vazquez led Montana with 24 steals and 44 3-pointers, in addition to averaging 7.9 points per game, scoring in double figures 10 times. Kyle Owens earned All-Big Sky honorable-mention honors after leading Montana with 10.5 points per game and ranking second on the team for minutes played and rebounding (11th in the Big Sky). He scored in double figures 17 times.

12. Montana's senior class includes Blakney, who is new to the program this year, and Cameron Parker, who joined the group last offseason. It also includes Montana native and fan favorite Mack Anderson. Elevated to an expanded role midway through last season, Anderson elevated his game, averaging 8.7 points and 4.6 rebounds per game over the final seven contests, after scoring 44 points total through the first 21 games. He also led Montana with 19 blocked shots on the year.

13. Cameron Parker came to Montana with some hype, setting an NCAA single-game record the previous season with 24 assists in a game while playing at Sacred Heart. He didn't disappoint in his first season in Missoula, leading the Big Sky for assists (4.7 per game) and finishing the year ranked 64th nationally. He was even better at protecting the ball, with his 2.28 assist-to-turnover margin ranking 50th in the NCAA. Playing starter minutes as the team's sixth man, he became the first Grizzly in at least 30 years to come off the bench and record a points-assists double-double, scoring 12 points and dishing out 10 assists vs. Eastern Washington.

14. Perhaps bigger than any incoming player or any player returning is the fact that the team got a full offseason of training together. The 2020 offseason was thrown for a loop after the COVID-19 pandemic canceled spring workouts and severely altered the summer. To have several months of uninterrupted training this summer was crucial, and something only two current Grizzlies had previously experienced.

15. Free-throw shooting should again be a strength. In 2020-21, Montana set a school record from the charity stripe, connecting on 78.2 percent of its free-throw attempts, a figure that ranked 15th nationally. There's no reason to think the Grizzlies can't have continued success at the line, as their top-nine rotation players all shot .728

or better, including Robby Beasley III and Josh Vazquez, who both broke a school record by shooting .929 from the stripe.

Montana connected on the majority of its free-throw attempts, but also got to the line at great frequency. The Grizzlies ranked 19th in the NCAA for free throws made, after ranking 313th the season before.

16. Defense has been a staple under Travis DeCuire-led teams, but on offense, however, Montana was one of 11 schools nationally to rank in the top 70 (20 percent) for three main shooting categories: overall shooting (.460, 66th), 3-point shooting (.362, 61st) and free-throw shooting (.782, 15th).

17. For the record, Montana's defense wasn't too shabby either, ranking in the top 80 nationally (top 25 percent) for scoring defense, allowing just 67.0 points per game. Seven times opponents were held below 60 points, and 11 times opponents shot under .400 against the Griz. A Big Sky opponent reached its regulation scoring average against Montana just three times in 2020-21.



18. After a balanced effort led to zero players named to the 2021 first- or second-team All-Big Sky lists, and no Grizzlies being named to the preseason all-Big Sky team this fall, there's definitely a little bit of a chip on these Grizzlies' shoulders.

19. After four years on Pluto TV, Montana and the Big Sky Conference will get a wider exposure with a new broadcast deal with ESPN+. Every Big Sky game, plus every home non-conference game, will be broadcast on the platform, allowing fans nationwide to watch the Griz with an ESPN+ subscription.

20. The first sign of greater exposure from the deal came last month when it was announced that the Brawl of the Wild vs. Montana State (Sunday, Feb. 27) will be televised on ESPNU. It marks the first time a home game will be played in front of a national audience since the Big Sky tournament was held in Missoula in 2015.


21. A season ago, Montana took down Washington of the Pac-12. This year, the Grizzlies will have two Power-5 opponents on its schedule, including nationally ranked Oregon. Can the Grizzlies take down another Pac-12 foe?

22. In his first seven seasons, Travis DeCuire has been part of several historic feats. In 2018, he became the fastest coach to 50 Big Sky wins, needing just 65 games to do so. A year later, he led Montana to back-to-back Big Sky regular-season and tournament championships – and NCAA tournament berths – as the Grizzlies won 52 games, the best two-year stretch in school history.

He now has 142 wins, needing 17 to pass Wayne Tinkle and move into second place on Montana's all-time wins list.

Bonus: Beer. More to come on that soon.

We're keeping Montana picture-perfect.



NorthWestern Energy has invested more than \$1 billion in providing 60 percent of Montana's energy through renewable resources like wind and water. This major investment is part of our ongoing commitment to responsibly power our homes and businesses, protect our environment, and keep our state beautiful now and for future generations.

NorthWestern
Energy
Delivering a Bright Future

BIG SKY CONFERENCE PRESEASON POLL

BIG SKY CONFERENCE COACHES' POLL

PLACE	TEAM	POINTS
1.	Southern Utah	98 (8)
2.	Weber State	91 (2)
3.	Montana State	81 (1)
4.	Montana	71
5.	Northern Colorado	68
6.	Idaho State	56
7.	Portland State	40
8.	Eastern Washington	37
9.	Northern Arizona	28
10.	Sacramento State	25
11.	Idaho	10

BIG SKY CONFERENCE MEDIA POLL

PLACE	TEAM	POINTS
1.	Southern Utah	324 (23)
2.	Weber State	290 (5)
3.	Montana State	264 (1)
4.	Montana	217
5.	Northern Colorado	212
6.	Idaho State	181
7.	Eastern Washington	142
8.	Portland State	116
9.	Sacramento State	110
10.	Northern Arizona	85
11.	Idaho	38

PRESEASON ALL-BIG SKY TEAM

Tevian Jones, Southern Utah (MVP)
 Bodie Hume, Northern Colorado
 John Knight III, Southern Utah
 Jubrile Belo, Montana State
 Seikou Sisoho Jawara, Weber State
 Xavier Bishop, Montana State
 Maizen Fausett, Southern Utah

2020-21 BIG SKY CONFERENCE STANDINGS

School	Conf.	Pct.	Overall	Pct.	Home	Away	Neutral	Streak
Southern Utah [#]	12-2	.857	20-4	.833	14-0	5-3	1-1	L1
Weber State	12-3	.800	17-6	.739	11-0	6-4	0-2	L1
Eastern Washington [^]	12-3	.800	16-8	.667	7-2	6-5	3-1	L1
Montana State	8-6	.571	13-10	.565	5-3	6-6	2-1	L1
Idaho State	8-6	.571	13-11	.542	8-3	5-5	0-3	L2
Montana	7-9	.438	15-13	.536	8-4	5-8	2-1	L1
Northern Colorado	6-8	.429	11-11	.500	6-5	4-5	1-1	L1
Portland State	6-8	.429	9-13	.409	7-6	2-6	0-1	L3
Sacramento State	5-9	.357	8-12	.400	5-3	3-8	0-1	L1
Northern Arizona	4-10	.286	6-16	.273	1-7	4-7	1-2	L1
Idaho	1-17	.056	1-21	.045	1-9	0-11	0-1	L2

Regular-season champion

^ Tournament champion

**JONES
JBROS
TRUCKING**

*Pulling for
Griz Nation
Since 1985*

JONESBROTHERSTRUCKING.COM // 6681 COMMERCIAL LANE, MISSOULA, MT 59808



Proud Partner of your Montana Grizzlies. Go Griz!

Covering What Matters Most

6574 U.S. Highway 10 W, Missoula, MT 59808

WWW.EPICSTEELCORP.COM

COACHES

AND SUPPORT STAFF

TRAVIS



DECUIRE



Travis DeCuire continues to rewrite Montana's record books as he enters his eighth season as head coach in 2021-22. During his first seven seasons, the former Griz player has led Montana to four postseason appearances and 20-win seasons, including back-to-back Big Sky Conference regular-season championships, Big Sky tournament titles and NCAA tournament berths.

Among a string of prominent Montana coaches – including George Dahlberg, Jud Heathcote, Larry Krystkowiak, Mike Montgomery, Stew Morrill, Blaine Taylor and Wayne Tinkle – DeCuire is the best in many ways.

DeCuire (pronounced: duh-CURE) has won 142 games as head coach of the Grizzlies, more than any Montana coach through his first seven seasons. He is also the only Griz coach to lead Montana to three Big Sky regular-season championships during their career, doing so in 2015, 2018 and 2019.

On a conference level, he is the fastest Big Sky coach ever to win 50 league games, needing just 65 games to do so, and his current .719 winning percentage ranks fifth in league history and first among those who have coached more than three seasons. Overall, only two Big Sky coaches have ever averaged more than DeCuire's 20.3 wins per season, and both coached three or fewer seasons.

From 2017-18 through 2018-19, Montana's teams won 52 games overall, the most in a two-year stretch in Griz history. In six full seasons – excluding the 2019-20 campaign that was shortened due to the COVID-19 pandemic – Montana has played in the Big Sky tournament championship game four times, a number that includes a Big Sky-record eight consecutive tournament victories from 2018 through 2021.

DeCuire has coached seven first-team All-Big Sky selections, in addition to three second-team honorees, plus the Big Sky Defensive Player of the Year, Freshman of the Year, Newcomer of the Year (twice) and Big Sky tournament MVP (twice). He has developed three of the top-eight scorers in school history.

Off the court, DeCuire proudly boasts a 100-percent graduation rate, in addition to earning the NABC Team Academic Award four times (2016, 2017, 2020 and 2021). In 2020-21, Montana earned a 3.30 team grade-point average, with nine student-athletes earning Academic All-Big Sky recognition and zero falling below a 2.0 GPA.

Also off the court, multiple team conversations about social and racial injustices led to action in 2020, including 100-percent voter registration, a solidarity message on the backs of each jersey and the launch of a Free Little Library on campus. The library, which was funded and established by the men's basketball program, features minority-themed literature that the community can freely take from or add to.

In 2018-19, Montana won 26 games, tied for the third-most in school history. During non-conference play, the Grizzlies beat a pair of NCAA tournament teams in Georgia State and North Dakota State, and snapped South Dakota State's nation-leading 26-game

TRAVIS DECUIRE

— HEAD COACH —

8TH SEASON | MONTANA, 1994

PERSONAL

Hometown: Seattle, Wash.

Wife: Sabrina

Daughters: Brianna, Tamia

Twitter: @CoachDeCuire

Education: Montana, 1994

Degree: B.S. in Business Marketing

COACHING CAPSULE

Years	School	Position
2014-Pres.	Montana	Head Coach
2012-14	California	Associate Head Coach
2008-12	California	Assistant Coach
2003-08	Old Dominion	Assistant Coach
2001-03	Green River C.C.	Head Coach

HEAD COACHING CAPSULE

Year	Overall	BSC	Place	Postseason
2014-15	20-13	14-4	1st	NIT
2015-16	21-12	14-4	2nd	CBI
2016-17	16-16	11-7	5th	BSC Tour.
2017-18	26-8	16-2	1st	NCAA
2018-19	26-9	16-4	1st	NCAA
2019-20	18-13	14-6	3rd	N/A (COVID-19)
2020-21	15-13	7-9	6th	BSC Tour.

TOTALS 142-84 92-36

COACHING STAFF

home winning streak. After beginning Big Sky play just 3-2, Montana won 16 of its next 18 games to repeat as Big Sky regular-season and tournament champions.

Montana was one of 20 schools nationally to rank in the top 100 for both scoring offense and defense, and was incredibly efficient, making 49.2 percent of its shots (10th in the nation), including 37.6 percent from beyond the arc (38th).

DeCuire was tabbed as coach of the year by the Big Sky and NABC (District 6) in 2018, and it's easy to see why. The 2017-18 season was historic on many levels, with the Grizzlies winning 26 games, and like 2018-19, winning Big Sky regular-season and tournament titles and advancing to the NCAA tournament. The team's record included a perfect 14-0 mark on its home court.

The Grizzlies got off to a strong start, posting their first winning non-conference record in six seasons, including a signature victory at Pitt of the ACC. Montana then won its first 13 Big Sky games, the third-longest winning streak in school history and the third-longest active streak in the NCAA at the time. The stretch featured a program-record seven consecutive road victories.

Montana used the same starting lineup for all 34 contests in 2017-18, leading to a balanced effort. The Grizzlies led the Big Sky in five statistical categories and ranked in the top three in 14. On defense, the Grizzlies ranked in the top 30 nationally for turnovers forced, steals and turnover margin.

Among the greats DeCuire has developed are Ahmaad Rorie, Michael Oguine and Sayeed Pridgett. Rorie, the 2019 Big Sky tournament MVP, reached 1,500 career points faster than any player in Montana history, doing so in his third season with the program. Oguine was the 2018 tournament MVP and league's top defender, and finished his career ranked in the top 10 for scoring, steals and games started. Pridgett was a two-time All-Big Sky first-team selection who finished his career ranked fourth for career scoring,

sixth for steals and in the top 15 for assists and rebounds. During DeCuire's first season, Jordan Gregory was a Capital One third-team All-American while Martin Breunig was a two-time first-team All-Big Sky pick who is still enjoying a professional career overseas.

Following back-to-back championship seasons in 2017-18 and 2018-19, the Grizzlies began developing the next wave of talent with true freshmen accounting for 100 total starts in 2019-20 and 2020-21. The Grizzlies won 18 games in 2019-20, despite returning just four letterwinners from the previous season, and 15 more in 2020-21 while advancing to the Big Sky semifinals.

In 2020-21, Montana's trio of true freshmen set school records for scoring, minutes played and starts. Montana was the only school nationally to have three true freshmen average at least 25.0 minutes per game, and was one of two schools in the country to have its freshman class total 2,000 minutes played. Montana peaked at the right time, winning its final four games of the regular season, followed by a pair of victories in the Big Sky tournament – including an upset over No. 3-seed Weber State – to advance to the semifinals. During non-conference play, Montana also earned a win at Washington of the Pac-12.

The Grizzlies set a school record from the charity stripe in 2020-21, making 78.2 percent of their free-throw attempts (15th in the NCAA). They also ranked highly from 3-point range (36.2, 61st) and overall shooting (46.0, 66th), and ranked in the top 25 percent nationally for scoring defense (67.0 points allowed per game, 77th).

Montana had a trio of freshmen start 40 combined contests in 2019-20, including Big Sky Freshman of the Year Derrick Carter-Hollinger. The Grizzlies were a legitimate threat to three-peat at the Big Sky tournament, winning 18 games during the regular season before the COVID-19 pandemic put an abrupt end to the season.

The Grizzlies led the Big Sky for field-goal percentage (.498), 3-point field-goal



percentage (.394) and turnover margin (+3.5), and ranked in the top three for scoring (74.1), scoring margin (+6.4), free-throw percentage (.745), field-goal defense (.436) assists (13.3), steals (6.3) and assist-to-turnover ratio (1.2). On a national scale, Montana ranked 21st in the NCAA for shooting and 55th for 3-point accuracy.

In his first season at the helm of a program with a rich history of success, DeCuire's Griz started the year picked to finish eighth in the conference. Led by Gregory, Montana would go on to defy expectations and win the Big Sky regular-season championship and advance to play Texas A&M in the National Invitational Tournament (NIT). At the time, DeCuire became only the second coach in Montana history to notch 20 victories in his first season – a feat also accomplished by his former coach Blaine Taylor in 1991-92, when DeCuire was a player for the Griz.

In DeCuire's second year, he posted another 20-win season and another trip to the Big Sky championship game, this time led by Breunig. DeCuire's Grizzlies would once again advance to the postseason, competing in the first round of the CBI tournament against Nevada, finishing with a 21-12 record. DeCuire is the only coach in Montana history to win at least 20 games in each of his first two seasons.

Paced by 10 underclassmen and just two seniors who played significant time, the Grizzlies went 16-16 in 2016-17, earning a first-round bye in the Big Sky tournament. The 2016-17 season was also the second consecutive year in which the Grizzlies posted a team grade-point average above 3.0, earning NABC Team Academic Excellence recognition both seasons.

Prior to returning to his alma mater as head coach, DeCuire spent six seasons (2008-09 through 2013-14) on the University of California coaching staff – including the final four as associate head coach. Regarded as one of the top tutors in the game, DeCuire helped former Montana mentor Mike Montgomery – a member of the National Collegiate Basketball Hall of Fame – transform Cal into one of the winningest programs in the Pac-12 during his time in Berkeley. The Bears reached the postseason all six years he was on staff, including the NCAA tournament four times. The Golden Bears boasted 130 wins in his six seasons – the best six-year stretch in school history – winning the 2010 Pac-10 championship. He coached numerous all-conference selections, including conference players of the year Jerome Randle (2010) and Jorge Gutierrez (2012).

DeCuire spent five seasons (2003-04 through 2007-08) as an assistant coach at Old Dominion, under former Griz head coach and player Blaine Taylor. There, he helped the Monarchs to a combined record of 117-53. The mark included 94 wins during his final four seasons – the most in school history over a four-year period. Old Dominion reached the postseason each of those four seasons and advanced to the NCAA tournament in both 2005 and 2007 – winning a school-record 28 contests in 2005. Additionally, the Monarchs reached the NIT semifinals in 2006 and the quarterfinals of the College Basketball Invitational in 2008.

In 18 seasons as an assistant or head coach at the Division-I level, DeCuire is 389-210, a .649 winning percentage.

DeCuire's roots remain in the Seattle area, where he grew up, started his non-profit and broke into the coaching profession. He served as the head coach at both Sammamish High School and Green River Community College. At GRCC, DeCuire took over a last-place program and guided it to a conference championship and its first 20-win season in more than 20 years, earning league coach-of-the-year honors in 2003 – his second season. At Sammamish High School in Bellevue, DeCuire led his team to a pair of conference titles, a state tournament appearance and three consecutive trips to the district tournament.


As a point guard for Montana from 1992-94 DeCuire was named All-Big Sky Conference as a junior and senior. He set a school record, despite playing just three seasons, with

435 career assists – a mark which still stands today. He also established Montana's single-season mark with 199 assists as a senior in 1993-94, when he ranked 12th in the nation, averaging 7.1 assists per game. He was the recipient of the Grizzlies' Carl Dragstedt Award (MVP) as a junior and senior, and received the John Eaheart Award (Outstanding Defensive Player) following his senior year. Montana won a pair of Big Sky Conference championships during his Griz career, advancing to the NCAA tournament in 1991 and 1992.

As a freshman at Chaminade-Hawaii, he was a starter and team MVP in 1990. He then transferred to Montana and redshirted in 1991. As a prep, DeCuire starred in the Rainer Valley and at Mercer Island High School, where he was a three-year starter and all-state, team MVP, and a McDonald's All-America honorable mention pick.

He has a strong commitment to community service and founded and acted as president of the Fastbreak Basketball Association – an organization that assists in teaching life lessons and building self-esteem through basketball to more than 500 students in the Seattle-Tacoma area. Additionally, he has extensive experience in counseling at the Echo Glen Children's Center in Snoqualmie, Wash., from 1996-98, and with the Ryther Children's Center in North Seattle, from 1995-97.

DeCuire graduated from Montana in 1994 with a degree in business marketing. He and his wife, Sabrina, have two daughters – Brianna and Tamia.



CHRIS COBB

Chris Cobb enters his eighth season with the Montana men's basketball program in 2021-22, including his sixth as associate head coach and recruiting coordinator. He was originally hired by Travis DeCuire in 2014, serving one season as the Grizzlies' recruiting coordinator and one as an assistant coach before being elevated to associate head coach in May 2016.

During his seven seasons in Missoula, Cobb and the Grizzlies have enjoyed unprecedented success, averaging 20.3 wins per season and winning three Big Sky Conference regular-season titles. Montana also won back-to-back Big Sky tournament championships in 2018 and 2019, playing in the NCAA tournament both years. Over those two seasons, Montana went 52-17, the school's most wins ever over a two-year period. The Grizzlies ranked in the top 20 of the College Insider Mid-Major Top 25 poll both seasons.

In addition to 142 total wins (.628 winning percentage), the Griz are 92-36 in Big Sky play (.719) since 2014-15, holding a winning record over every other conference opponent.

In seven seasons with Cobb on the sidelines, Montana has played in the Big Sky championship game four times, not including 2020, when the season ended prematurely due to the COVID-19 pandemic. The Grizzlies won a regular-season title in 2014-15 before playing Texas A&M in the NIT. A year later, Montana faced Nevada in the CBI. The Grizzlies broke through in 2017-18, winning their first of two consecutive Big Sky tournament championships and advancing to the NCAA tournament.

Cobb has coached seven first-team All-Big Sky selections, in addition to three second-team honorees, plus the Big Sky Defensive Player of the Year, Freshman of the Year, Newcomer of the Year (twice) and Big Sky tournament MVP (twice). Additionally, he has coached three of the top-eight scorers in school history.

In 2018-19, Montana won 26 games, tied for the third-most in school history. During non-conference play, the Grizzlies beat a pair of NCAA tournament teams in Georgia State and North Dakota State, and snapped South Dakota State's nation-leading 26-game home winning streak. After beginning Big Sky play just 3-2, Montana won 16 of its next 18 games to repeat as Big Sky regular-season and tournament champions.

Montana was one of 20 schools nationally to rank in the top 100 for both scoring offense and defense, and was incredibly efficient, making 49.2 percent of its shots (10th in the nation), including 37.6 percent from beyond the arc (38th).

The 2017-18 season was historic on many levels, winning 26 games, and like 2018-19, winning Big Sky regular-season and tournament titles and advancing to the NCAA tournament. The team's 26-8 record included a perfect 14-0 mark on its home court.

The Grizzlies got off to a strong start, posting their first winning non-conference record in six seasons, including a signature victory at Pitt of the ACC. Montana then won its first 13 Big Sky games, the third-longest winning streak in school history and the third-longest active streak in the NCAA at the time. The stretch featured a program-record seven consecutive road victories. Montana used the same starting lineup for all 34 contests in 2017-18, leading to a balanced effort. The Grizzlies led the Big Sky in five statistical categories and ranked in the top three in 14. On defense, the Grizzlies ranked in the top 30 nationally for turnovers forced (15.4, 22nd), steals (7.8, 23rd) and turnover margin (+3.0, 29th).

Over the past two seasons, Montana has developed its next wave of young talent with true freshmen accounting for 100 total starts. In 2020-21, the trio of true freshmen set school records for scoring, minutes played and starts. Montana was the only school nationally to have three true freshmen average at least 25.0 minutes per game, and was one of two schools in the country to have its freshman class total 2,000 minutes played. Montana peaked at the right time, winning its final four games of the regular season, followed by a pair of victories in the Big Sky tournament – including an upset over No. 3-seed Weber State – to advance to the semifinals. During non-conference play, Montana also earned a win at Washington of the Pac-12.

The Grizzlies set a school record from the charity stripe in 2020-21, making 78.2 percent of their free-throw attempts (15th in the NCAA). They also ranked highly from 3-point range (36.2, 61st) and overall shooting (46.0, 66th), and ranked in the top 25 percent nationally for scoring defense (67.0 points allowed per game, 77th).

In a shortened 2019-20 season due to the COVID-19 pandemic, Montana once again earned a top-three finish in the Big Sky, winning 18 games despite returning just four letterwinners from the previous season. The Grizzlies led the Big Sky for field-goal percentage (.498), 3-point field-goal percentage (.394) and turnover margin (+3.5), and ranked in the top three for scoring (74.1), scoring margin (+6.4), free-throw percentage (.745), field-goal defense (.436) assists (13.3), steals (6.3) and assist-to-turnover ratio (1.2). On a national scale, Montana ranked 21st in the NCAA for shooting and 55th for 3-point accuracy.

Montana had a trio of freshmen start 40 combined games in 2019-20, including Big Sky Freshman of the Year Derrick Carter-Hollinger. The Grizzlies were also paced by two-time All-Big Sky first-team selection Sayeed Pridgett, and second-team honoree Kendal Manuel.

Among the greats Cobb has developed are Ahmaad Rorie, Michael Oguine and Pridgett. Rorie, the 2019 Big Sky tournament MVP, reached 1,500 career points faster than any player in Montana history, doing

so in his third season with the program. Oguine was the 2018 tournament MVP and league's top defender, and finished his career ranked in the top 10 for scoring, steals and games started. Pridgett was a two-time All-Big Sky first-team selection, finishing his career ranked fourth for scoring, sixth for steals and in the top 15 for both assists and rebounds. During Cobb's first season, Jordan Gregory was a Capital One third-team All-American while Martin Breunig was a two-time first-team All-Big Sky pick who is still enjoying a professional career overseas.

Off the court, Montana has earned the NABC Team Academic Award four times, including both in 2020 and 2021. Also in 2020, Cobb was selected to Montana's inaugural Athletics Diversity & Inclusion Committee.

Cobb came to Montana after four years as an assistant coach at Chico State (2010-11 through 2013-14), where he helped lead the Wildcats to three consecutive NCAA DII tournament appearances, including a trip to the Elite Eight during the 2013-14 season. He was part of Chico State's first championship team in the California Collegiate Athletic Association in 2011-12 (the first in school history), working for head coach Greg Clink.

At Chico State, he was a key component of the team's scouting, recruiting and player development efforts, and helped oversee the academic program while also assisting in the promotion of the Wildcats' clinics and summer camps. During his tenure with the Wildcats, he coached and helped to develop seven all-league players, two all-region selections and one NCAA Division II All-American.

Cobb came to Chico State after serving as an assistant to head coach Bill Treseler at San Francisco State during the 2009-10 season. The Gators posted a winning record that season, going 17-14.

He joined the coaching ranks immediately after completing a four-year career at Menlo College in Atherton, California, where he was a two-time All-California Pacific Conference first-team selection and part of the Oaks' conference championship team in 2008. He's finished his collegiate career ranked second in school history for career assists and 3-pointers made.

Cobb was an outstanding prep player at Bishop O'Dowd High School in Oakland, California, and was instrumental in leading the Dragons to three consecutive Hayward Area Athletic League titles and a 2004 appearance in the state championship game. He was named first-team all-league during his junior and senior seasons, and was an All-Northern California Division III first-team selection as a senior.

He received his bachelor's degree in business management from Menlo College in 2009. He earned his master's degree in kinesiology, with an emphasis in sports administration, from Fresno Pacific University in 2012.

Chris and his wife, Alisa, welcomed a son, Clayton, in September 2019.



CHRIS GOBB

ASSOCIATE HEAD COACH

7TH SEASON | CHICO STATE, 1994

PERSONAL

Hometown: Castro Valley, Calif.

Wife: Alisa

Son: Clayton

Twitter: @CoachCCobb

Education:

Menlo College, 2009

Bachelor's: Business Management,

Fresno Pacific, 2012

Master in Kinesiology

COACHING GAPSULE

Years	School	Position
2016-Pres.	Montana	Associate Head Coach
2015-16	Montana	Assistant Coach
2010-14	Chico State	Assistant Coach
2009-10	San Francisco State	Assistant Coach

JAY FLORES

Jay Flores enters his sixth season with the Montana men's basketball program in 2021-22, including his fifth season as an assistant coach. Flores was originally hired by Travis DeCuire in June 2016 as director of basketball operations. He was elevated to assistant coach in July 2017.

Flores' first two seasons as an assistant coach were historic on many levels, with Montana winning back-to-back Big Sky Conference regular-season and tournament championships, and qualifying for the NCAA tournament both seasons. Montana went a combined 52-17 during that time, the best two-year stretch in school history.

Overall, the Grizzlies have posted a winning record every season with Flores on staff.

On top of his role on the court, Flores also holds scouting and recruiting responsibilities. Additionally, he runs the team's annual summer camps and takes on the bulk of Montana's academics. Prior to his first season in Missoula, he and DeCuire made a goal of obtaining a 3.0 team grade-point average. Montana has accomplished that three times since then, being recognized with the NABC Team Academic Award in 2017, 2020 and 2021.

During the 2020-21 academic year, Montana posted a team GPA of 3.30, with 10 individuals obtaining a 3.0 compared to zero below 2.0. Additionally, nine players earned Academic All-Big Sky status in 2020-21, a huge jump from previous seasons, including seven in 2019 and 2020 combined.

On the court in 2018-19, Montana won 26 games, tied for the third-most in school history. During non-conference play, the Grizzlies beat a pair of NCAA tournament teams in Georgia State and North Dakota State, and snapped South Dakota State's nation-leading 26-game home winning streak. After beginning Big Sky play just 3-2, Montana won 16 of its next 18 games to repeat as Big Sky regular-season and tournament champions. Montana was one of 20 schools nationally to rank in the top 100 for both scoring offense and defense, and was incredibly efficient, making 49.2 percent of its shots (10th in the nation), including 37.6 percent from beyond the arc (38th).

The 2017-18 season was historic on many levels, winning 26 games, and like 2018-19, winning Big Sky regular-season and tournament titles and advancing to the NCAA tournament. The team's 26-8 record included a perfect 14-0 mark on its home court. The Grizzlies got off to a strong start, posting their first winning non-conference record in six seasons, including a signature victory at Pitt of the ACC. Montana then won its first 13 Big Sky games, the third-longest winning streak in school history and the third-longest active streak in the NCAA at the time. The stretch featured a program-record seven consecutive road

victories. Montana used the same starting lineup for all 34 contests, leading to a balanced effort. The Grizzlies led the Big Sky in five statistical categories and ranked in the top three in 14. On defense, they ranked in the top 30 nationally for turnovers forced (15.4, 22nd), steals (7.8, 23rd) and turnover margin (+3.0, 29th).

Over the past two seasons, Montana has developed its next wave of young talent with true freshmen accounting for 100 total starts. In 2020-21, the trio of true freshmen set school records for scoring, minutes played and starts. Montana was the only school nationally to have three true freshmen average at least 25.0 minutes per game, and was one of two schools in the country to have its freshman class total 2,000 minutes played. Montana peaked at the right time, winning its final four games of the regular season, followed by a pair of victories in the Big Sky tournament – including an upset over No. 3-seed Weber State – to advance to the semifinals. During non-conference play, Montana also earned a win at Washington of the Pac-12.

The Grizzlies set a school record from the charity stripe in 2020-21, making 78.2 percent of their free-throw attempts (15th in the NCAA). They also ranked highly from 3-point range (36.2, 61st) and overall shooting (46.0, 66th), and ranked in the top 25 percent nationally for scoring defense (67.0 points allowed per game, 77th).

In a shortened 2019-20 season due to the COVID-19 pandemic, Montana once again earned a top-three finish in the Big Sky, winning 18 games despite returning just four letterwinners from the previous season. The Grizzlies led the Big Sky for field-goal percentage (.498), 3-point field-goal percentage (.394) and turnover margin (+3.5), and ranked in the top three for scoring (74.1), scoring margin (+6.4), free-throw percentage (.745), field-goal defense (.436) assists (13.3), steals (6.3) and assist-to-turnover ratio (1.2). On a national scale, Montana ranked 21st in the NCAA for shooting and 55th for 3-point accuracy.

Montana had a trio of freshmen start 40 combined games in 2019-20, including Big Sky Freshman of the Year Derrick Carter-Hollinger. The Grizzlies were also paced by two-time All-Big Sky first-team selection Sayeed Pridgett, and second-team honoree Kendal Manuel.

In addition to Pridgett, who ranks fourth in Griz scoring history, Flores has also helped develop Ahmaad Rorie and Michael Oguine during his time at Montana. Rorie, the 2019 Big Sky tournament MVP, reached 1,500 career points faster than any player in Montana history, doing so in his third season with the program. Oguine was the 2018 tournament MVP and league's top defender, and finished his career ranked in the top 10 for scoring, steals and games started. Pridgett ranks fourth all-time for scoring, sixth for steals and in the top 15 for assists and rebounds.

A former California Collegiate Athletic Association (CCAA) Most Valuable Player at Chico State, Flores then spent three seasons as an assistant coach for the Division II Cal State East Bay Pioneers (2013-14 through 2015-16). During his tenure as an assistant coach, Flores coached a pair of All-CCAA

players, including Jacari Whitfield, who finished his collegiate career as the school's all-time leader for 3-pointers made and free-throw percentage and was second for assists. Flores also helped develop Mark Samuels – ranked in the top 10 in school history for both scoring and rebounding – and Jalen Richard – an All-CCAA selection after ranking in the top five in the conference for scoring, steals and free throws. Additionally, Flores oversaw a large section of the Pioneers' basketball program, including academic monitoring and counseling, recruiting and athlete evaluation, video analysis, and coordinating summer camps.

Flores also brings professional playing experience to Montana, having spent the 2012-13 season playing for Soles de Mexicali of Liga Nacional de Baloncesto Profesional, Mexico's top professional basketball league. Flores was the starting point guard for Soles, helping them to a 31-9 record and a postseason appearance. He played in 52 games, averaging 3.1 points and 2.1 assists per game while shooting .568 from the field and .380 percent from three-point range.

Flores was an outstanding point guard at Chico State, where he played under current Montana associate head coach Chris Cobb. As a Wildcat, he finished his three-year career as one of the most decorated players in program history. During his sophomore campaign in 2009-10, he started every game and led Chico State in minutes, assists and steals. He ranked fourth in the CCAA that year with 4.1 assists per game. In his second season at Chico State, he averaged 11.0 points per game while once again pacing the squad in steals and minutes played. He led the conference for 3-pointers made and assist-to-turnover ratio, and ranked second for assists (4.8 per game), earning himself a second-team All-CCAA selection.

As a senior, Flores led Chico State to a 25-8 record, its first CCAA title in school history, and an appearance in the NCAA Division II tournament semifinals. Again he led the conference in assist-to-turnover ratio and ranked second for assists (4.2 per game), while anchoring one of the nation's top defenses. Flores was named conference MVP, first-team All-CCAA, first-team All-West Region and Academic All-West Region, and was a third-team All-American.

At the conclusion of his career, Flores ranked third all-time in Chico State history with 387 assists and 137 steals and fourth all-time with 153 made three-pointers. He was also an 81.3-percent shooter from the free-throw line. During his college career, Flores coached summer camps at top Division-I programs like UCLA, Cal, Saint Mary's and Michigan State.

Flores played his prep ball at Jesuit High School in Sacramento, California. An all-League honoree as a senior, he led the Marauders to a combined record of 60-8, consecutive appearances in the Delta League championship and back-to-back Sac-Joaquin section titles in his final two seasons.

Flores then played in 24 games in one season as a freshman at Sonoma State before transferring to Chico State to complete his college career. He graduated in 2012 with a degree in business administration.

He and his wife, Molly, were married in August 2016. In 2019, they welcomed their first son, Julian Jesse. In 2021, they added a daughter, Leah.



JAY FLORES ASSISTANT COACH

7TH SEASON | CHICO STATE, 2012

PERSONAL

Hometown: Sacramento, Calif.

Wife: Molly

Son: Julian Jesse (JJ)

Twitter: @CoachFlo10

Education: Chico State, 2012

Bachelor's: Business Administration

COACHING CAPSULE

Years	School	Position
2017-Pres.	Montana	Assistant Coach
2016-17	Montana	Director of Operations
2013-16	Cal State East Bay	Assistant Coach



Zach Payne enters his third season with the Montana men's basketball program in 2021-22. In addition to a wide range of roles on the court, Payne also handles a bulk of the team's operations and academic responsibilities.

During his two seasons in Missoula, Montana has posted winning records both years, including a Big Sky Conference tournament semifinal appearance in 2021. He has helped develop two of the best freshman classes in school history, including a trio in 2020-21 that set school records for scoring, minutes and starts.

Playing with a lineup almost exclusively of underclassmen, Montana steadily improved throughout the 2020-21 season and peaked at the right time, winning its final four regular-season games heading into the conference tournament. There, the Grizzlies beat Idaho in the first round before upsetting No. 3-seed Weber State in the quarterfinals. The 2020-21 season was also highlighted by a non-conference win at Washington of the Pac-12.

The Grizzlies set a school record from the charity stripe in 2020-21, making 78.2 percent of their free-throw attempts, a figure that ranked 15th nationally. The Grizzlies shot well from all over the floor, also ranking 61st for 3-point shooting (.362) and 66th for overall shooting (.460). Montana was one of 11 schools nationally to rank in the top 70 of each shooting category. The Grizzlies also ranked in the top 25 percent nationally for scoring defense, allowing just 67.0 points per game.

Montana's talented freshman class featured three players who each scored at least 200 points in 2020-21. The trio combined to make 60 starts – a school record and the fifth-most in the country in 2020-21 – and play more than 2,000 total minutes. The Grizzlies were the only school nationally to

ZACH PAYNE

have three true freshmen average at least 25.0 minutes per game, and were one of two schools in the country to have its freshman class total 2,000 minutes played.

During Payne’s first season at Montana, the Grizzlies went 18-13 and earned a top-three finish in the Big Sky regular-season standings, before the conference tournament and postseason was postponed due to the COVID-19 pandemic. Payne worked with a trio of All-Big Sky honorees in 2019-20, including Sayeed Pridgett (first team) and Kendal Manuel (second team). Derrick Carter-Hollinger was named the Big Sky Freshman of the Year.

Montana had a balanced approach, ranking in the top three in Big Sky play for both field-goal shooting and field-goal defense. The Grizzlies led the Big Sky for field-goal percentage (.498), 3-point field-goal percentage (.394) and turnover margin (+3.5), and ranked in the top three for scoring (74.1), scoring margin (+6.4), free-throw percentage (.745), field-goal defense (.436) assists (13.3), steals (6.3) and assist-to-turnover ratio (1.2). On a national scale, Montana ranked 21st in the NCAA for shooting and 55th for 3-point accuracy.

The Grizzlies had plenty of success despite returning just four letterwinners from the previous season. They had a trio of freshmen who started 40 combined games – a school record at the time.

Playing a large role in Montana’s academic efforts, the Grizzlies have earned the NABC Team Academic Award both seasons with Payne on staff. The Grizzlies posted a 3.22 team grade-point average in 2019-20, before improving to 3.30 during the 2020-21 academic year. Montana had 10 individuals obtain a 3.0 GPA, compared to zero below 2.0. Additionally, nine players earned Academic All-Big Sky status in 2020-21, a huge jump from previous seasons, including seven in 2019 and 2020 combined.

Also off the court, multiple team conversations about social and racial injustices led to action, including 100-percent voter registration. What’s more, in January, Montana funded and launched a Free Little Library on campus – an idea from Payne – which features minority-themed literature that the community can freely take or add to.

Payne’s coaching career began in 2013-14, as a volunteer assistant coach at Whitworth, his alma mater. Payne stayed in Spokane as a graduate assistant coach from 2014-16, with the Pirates going a combined 74-12 (.860), winning three conference titles and advancing to the second round of the NCAA Division II tournament.

Payne’s first full-time coaching gig came at Western Oregon, where he continued to have success on the court and move up the coaching ladder. During his first season with the Wolves (2016-17), WOU played in the championship game of the GNAC tournament. One year later, the team was one of the best in the nation, going 31-2, winning GNAC regular-season and tournament titles, and being ranked as high as No. 3 in the Division III poll. After serving as an assistant coach his first year, Payne was bumped up to associate head coach during Year 2.

Western Oregon’s success under Payne landed him his first Division-I opportunity, being hired as an assistant coach at Portland State for the 2018-19 season. At Portland State, Payne worked with Holland Woods, a second-team All-Big Sky selection who ranked among the league’s best for scoring, assists and steals. The Vikings had their best Big Sky finish in seven years (fourth place) and led the league for rebounding, rebounding margin and steals, and led the nation with 15.6 offensive rebounds per game.

In high school, Payne was an East County All-Star while helping notable De La Salle High School to a USA Today top-25 ranking. He then played at Diablo Valley College where, as a team captain as a sophomore, he led the Vikings to an Elite Eight appearance. Payne spent the final two seasons of his playing career at Whitworth, winning a pair of conference championships.

Payne comes from a basketball family, with his father, Harry Payne, playing for Northern Arizona from 1984-87 and ranking in the top 12 in Big Sky history for career assists. Payne, a Danville, California, native, graduated from Whitworth in 2014 with a degree in business administration. He and his girlfriend, Emily, have two daughters, Avery (2019) and Cameron (2021).



ZACH PAYNE
ASSISTANT COACH

6TH SEASON | CHICO STATE, 2012

PERSONAL

Hometown: Danville, Calif.

Girlfriend: Emily

Son: Avery

Twitter: @ZachRPayne

Education:

Whitworth, 2014

Bachelor’s: Business Administration

COACHING CAPSULE

Years	School	Position
2019-Pres.	Montana	Assistant Coach
2018-19	Portland State	Assistant Coach
2017-18	Western Oregon	Assoc. Head Coach
2016-17	Western Oregon	Assistant Coach
2014-16	Whitworth	Graduate Assistant
2013-14	Whitworth	Volunteer Assistant

We're keeping Montana picture-perfect.

ANDERSON CLARKE

The 2021-22 season is Anderson Clarke's fourth with the Montana men's basketball program and first as director of operations. He spent the previous three seasons as a graduate manager.

He is Montana's first director of operations since 2017, but has filled much of those roles the past three seasons while he was a graduate manager. In addition to operations duties, such as travel, meals, hotels and more, Clarke also takes on the majority of Montana's scouting and film prep.

During Clarke's time with the Grizzlies, Montana has posted a winning record each season. The Grizzlies won the 2019 Big Sky Conference regular-season and tournament titles while advancing to the NCAA tournament. In 2020, they were again a conference-title contender, entering the Big Sky tournament as the No. 3 seed before it was canceled due to the COVID-19 pandemic. In 2021, Montana found its form late, winning a pair of games in the Big Sky tournament and advancing to the semifinals as the No. 6 seed.

Prior to coming to Montana, Clarke played collegiately for Division II Concordia University Irvine. The Eagles went 86-36 during Clarke's four seasons (2014-15 through 2017-18), with Clarke totaling 15 points, 25 rebounds, eight assists, four steals and one block. He made seven of his nine career shot attempts.

Clarke is a native of Tasmania, Australia, where he played for Campolindo High School. His father, Marty, formerly served as the associate head coach for St. Mary's College in California.

Clarke and his wife, Shelby, were married in 2020. He earned his undergraduate degree in communications from Concordia Irvine in 2018, and his master's in philosophy of educational leadership from Montana in May 2020. He is currently working toward his doctorate in philosophy of educational leadership.



ANDERSON CLARKE GRADUATE MANAGER

4TH SEASON | CONCORDIA IRVINE,

PERSONAL

Hometown: Tasmania, Australia

Wife: Shelby

Twitter: @AndersonClarke_

Education

Concordia Irvine: Communications

Montana: Philosophy Ed. Leadership

NorthWestern Energy has invested more than \$1 billion in providing 60 percent of Montana's energy through renewable resources like wind and water. This major investment is part of our ongoing commitment to responsibly power our homes and businesses, protect our environment, and keep our state beautiful now and for future generations.


NorthWestern
Energy
Delivering a Bright Future



The Official Trucking Partner of Grizzly Athletics!

**The Best CDL
Driving Careers
Right Here in
Missoula!**

Check out our professional and
PAID internship opportunities!



GO GRIZ!

833-438-1100

**Give us a call or
follow us on social**



@ashleypacificnorthwest @pnw_ashley

COACHING STAFF



Holiday Inn
Missoula Downtown
406.721.8550

**STAY IN THE HEART OF DOWNTOWN
JUST STEPS FROM EVERYTHING UNIQUELY MISSOULA!**

Missoula's Largest Full-Service Hotel • A Gracious Park-like Setting Along the Clark Fork River
20,000 sf of Flexible Meeting & Event Space • Pet Friendly
Complimentary On-Site Guest Parking (A Rarity in the Heart Of Downtown)

200 S. Pattee Street, Missoula • www.holidayinn.com/missouladwtn

 Want the scoop on all things Missoula? Follow us [@holidayinnmissouladowntown](https://www.instagram.com/holidayinnmissouladowntown) 

SUPPORT STAFF




RYAN CLARK
GRADUATE MANAGER



DJ BROOME
GRADUATE MANAGER



RILEY CORCORAN
VOICE OF THE GRIZ



NIC HALLISEY
DIRECTOR OF
COMMUNICATIONS



BRANDON RONAN
DIRECTOR OF ATHLETIC
PERFORMANCE



JULIE TONKIN
PROGRAM COORDINATOR



SAM WALKER
ASSISTANT ATHLETIC TRAINER



**JEN ZELLMER-
CUARESMA**
DIRECTOR OF STUDENT-
ATHLETE SUPPORT SERVICES



KENT HASLAM
DIRECTOR OF ATHLETICS




JEAN GEE
SENIOR ASSOCIATE AD
STUDENT AFFAIRS AND
COMPLIANCE




GREG SUNDBERG
SENIOR ASSOCIATE AD
EXTERNAL OPERATIONS/GSA



CHUCK MAES
SENIOR ASSOCIATE AD
INTERNAL OPERATIONS



RYAN MARTIN
SENIOR ASSOCIATE AD
CHIEF FINANCIAL OFFICER



DAN INGRAM
ASSOCIATE AD
DEVELOPMENT



MIKE MURTAGH
ASSOCIATE AD
MARKETING &
COMMUNITY RELATIONS



MCKELL BENNETT
ASSISTANT AD
PREMIUM SEATING



TIA FLURI
ASSISTANT AD
INTERNAL OPERATIONS
& EVENTS



DINOPAY

PAY BY PHONE. SECURE. FAST.

GETS YOU A WIN-WIN!



• **CONTACTLESS PURCHASE!**

BY PHONE AT THE PUMP OR INSIDE THE STORE!

• **INSTANT FUEL DISCOUNTS!**

ON THE PUMP UP TO 20¢ PER GALLON *

- TRACK YOUR PURCHASES
- GET SPECIAL OFFERS*
- USE WITH ANY MAJOR CARD
- SIMPLE, SAFE, AND SECURE!

* When using the Sinclair Card. Discounts also available for other major card types and are available for a limited time. Subject to change without notice. Other restrictions or conditions may apply. See app info or stores for details on special offers available by location.

Download on the App Store

GET IT ON Google Play

Sinclair Card Application



SEARCH: DINOPAY

Missoula's HOMETOWN FILL-UP

noon's



**39th & Russell,
E. Broadway & Madison,
Russell & Mount**



YOUR LUCK STARTS HERE

Find us on Facebook

NEXT TO NOON'S AT THE CORNER OF RUSSELL & MOUNT

We Card Younger than 21? Have ID Ready

S T U D E N T
ATHLETES



STUDENT-ATHLETES



KYLE OWENS

JUNIOR | FORWARD | 6-8 / 205
CALABASAS, CALIFORNIA (CRESPI CARMELITE H.S.)

0

2020-21 (SOPHOMORE): ALL-BIG SKY CONFERENCE HONORABLE MENTION... RECIPIENT OF THE C.R. DRAGSTEDT AWARD (TEAM MVP)... CAPTAIN'S AWARD... ACADEMIC ALL-BIG SKY CONFERENCE. Played in all 28 games, earning 25 starts... Led Montana for scoring (293 points, 10.5 points per game)... Ranked second on the team for rebounding (5.5 per game, 11th in Big Sky play) and minutes played (26.8 per game), and fourth for steals (17)... Scored in double figures 17 times... Totaled five or more rebounds on 18 occasions, including eight consecutive games from Dec. 8-Jan. 9 and four in a row late in the season... Led Montana for scoring a team-high-tying five times and rebounding on six occasions... Recorded a team-most 21 drawn charges... Scored a career-high 27 points in a win over Weber State (Feb. 11)... Shot 11-of-16 from the floor, including a career-best four made 3-pointers... Scored 11 of Montana's first 13 points as the Griz raced out to an early lead and trailed for just 14 seconds on the night... In a rare appearance off the bench, scored 22 points in a win at Sacramento State (Jan. 21)... Shot 8-of-13 from the floor while connecting on three 3-pointers... During the weekend series at Sacramento State (Jan. 21-23), shot 5-of-7 from 3-point range, after entering the weekend 4-of-11 from deep on the season... Made 22 consecutive free throws from Dec. 22-Jan. 21, and shot .761 from the charity stripe on the season... Scored in double figures in nine consecutive games to open the season, including 21 points at Southern Utah (Dec. 5) and 17 the following game at Georgia (Dec. 8)... Recorded his first career double-double vs. Yellowstone Christian (Dec. 12), with 10 points and a career-most 13 rebounds.

2019-20 (FRESHMAN): ACADEMIC ALL-BIG SKY CONFERENCE... Played in all 31 games as a true freshman, earning nine starts in Montana's first 10 contests... Played 15.5 minutes per game, averaging 4.6 points and 2.3 rebounds... Also added eight steals, seven assists and three blocked shots... Scored in double figures five times, including a career-high 14 vs. Montana Tech (Nov. 18) and Montana State (Feb. 1)... Recorded four-plus rebounds seven times... After making six 3-pointers through first 28 games, connected on four in final three games, including a 3-for-3 performance in a win at Sacramento State (Feb. 29)... In the win, he scored eight points during a 2-minute stretch late, including a tiebreaking triple with under 6 minutes to play... Shot .471 from the floor, missing more than three shots in a game just twice... In win over Montana State (Feb. 1), scored 14 points on 4-of-6 shooting, in addition to six rebounds... Averaged 8.7 points and 5.7 rebounds per game over Montana's final three games of December... Scored eight points and pulled down six rebounds in a comeback win over Sacramento State (Dec. 30)... Had a career-high seven rebounds in a win over Northern Arizona (Dec. 28), scoring four straight during a Griz run that put UM on top for good... Scored 12 points in addition to stealing three passes at Omaha (Dec. 21)... Ranked second on the team with 14 points vs. Montana Tech (Nov. 18), including a perfect 10-for-10 effort from the free-throw line... Reached double figures for the first time with 11 points on 5-of-8 shooting vs. MSU Northern (Nov. 10)... Made his collegiate debut at Stanford (Nov. 6), scoring three points.

PERSONAL: Father, Keith Owens, played basketball at UCLA before joining the Lakers (1991-92) and overseas in France and Spain... Was selected to Montana's inaugural Diversity & Inclusion Committee in August 2020.

OWENS' CAREER STATISTICS

SEASON	GP	GS	MIN	AVG	FG	FGA	PCT	3FG	3FGA	PCT	FT	FTA	PCT	OFF	DEF	TOT	AVG	PF	FO	AST	T/O	BLK	STL	PTS	AVG
2019-20	31	9	482	15.5	48	102	.471	10	33	.303	37	51	.725	22	49	71	2.3	71	4	7	19	3	8	143	4.6
2020-21	28	25	751	26.8	103	219	.470	20	50	.400	67	88	.761	46	108	154	5.5	71	3	17	27	7	17	293	10.5
TOTAL	59	34	1233	21.1	151	321	.470	30	83	.351	104	139	.743	68	157	225	3.9	142	7	24	46	10	25	436	7.5



LONNELL MARTIN JR.

JUNIOR | GUARD | 6-4 / 210
FLINT, MICH. (OTERO J.C.)

2019-21 (Prior to UM): Played his sophomore season at Otero Junior College in Colorado (2020-21), where he started 18 of 20 games... Averaged 15.2 points, 4.3 rebounds, 2.6 assists and 0.8 steals per game... Was named to the NJCAA Region IX first team as the Rattlers went 15-5 and advanced to the Region IX quarterfinals... Started his collegiate career at Oakland Community College in Auburn Hills, Michigan, about an hour away from his hometown (2019-20)... Averaged 17.6 points, 5.2 assists and 4.8 rebounds across 25 games.

High School: Is a 2018 graduate of Grand Blanc High School outside of Flint, Michigan... Also spent one season at the prestigious IMG Academy in Florida after tearing his PCL heading into his senior season... Was originally committed to Youngstown State out of high school, but was rerouted after needing to finish his final high-school credits.

Personal: Comes from a basketball family, with his father, Lonnell Martin Sr., coaching his AAU team... One uncle, Jeff Grayer, starred at Iowa State, being named a 1988 All-American while still holding the Cyclones' all-time career scoring record... Grayer went on to represent Team USA in the 1988 Olympics before being drafted 13th overall by the Milwaukee Bucks... Another uncle, Trent Tucker, was drafted No. 6 overall in 1982 by the New York Knicks, part of a 12-year career that finished with an NBA title with the Chicago Bulls, playing alongside Michael Jordan... Martin is the cousin of Miles Bridges, a first-round NBA selection in 2018 after an All-America career at Michigan State.

Celebrate after the game



Home of the
FIFTH
QUARTER

FOOD AND DRINK SERVED LATE NIGHT
Pre-game with our Bloody Mary & Mimosa Bar
231 W. Front St. Downtown Missoula



COOPER KRIEGMONT

FRESHMAN | GUARD | 6-1 / 190
JUNEAU, ALASKA (JUNEAU-DOUGLAS H.S.)

High School: Is a 2021 graduate of Juneau-Douglas High School in Juneau, Alaska... Twice earned AABC 4A all-state honors, including first-team recognition as a senior in 2021... That year, averaged 23.4 points on .554 shooting, in addition to 8.1 rebounds, 2.9 steals and 2.2 assists per game... Helped the Crimson Bears to a Region V title, scoring 42 points in the title game and being named tournament MVP... Scored 1,366 career points, reaching the threshold in a January 2021 game over Kayhi when he scored 53 points... Named to the 2020 Alaska Prep Shootout all-tournament team... Also played football at Juneau-Douglas, playing tight end, running back and linebacker.

A large advertisement for UA Griz gear. The background is a close-up of a basketball with the "Griz" logo in maroon and white. A hand is visible on the right side, holding the basketball. The text "FOR THE GRIZZLY IN ALL OF US" is at the top right, followed by "GOGRIZ.COM/SHOP" in large white letters. Below that, it says "YOUR FAVORITE GRIZ GEAR AVAILABLE IN STORE & ONLINE". In the bottom left corner, there is a logo for "UA GRIZ SHOP" (Universal Athletic). At the bottom, it lists the store location: "UNIVERSAL ATHLETIC HOLIDAY VILLAGE SHOPPING CENTER | 1926 BROOKS STREET".

FOR THE GRIZZLY IN ALL OF US
GOGRIZ.COM/SHOP
YOUR FAVORITE GRIZ GEAR
AVAILABLE IN STORE & ONLINE

UA GRIZ SHOP
UNIVERSAL ATHLETIC HOLIDAY VILLAGE SHOPPING CENTER | 1926 BROOKS STREET

JOSH VAZQUEZ

JUNIOR | GUARD | 6-3 / 180
 TORRANCE, CALIFORNIA (BISHOP MONTGOMERY H.S.)



2020-21 (SOPHOMORE): ACADEMIC ALL-BIG SKY CONFERENCE...: Played in all 28 games, earning 16 starts and averaging 25.3 minutes per game... Led Montana with 24 steals and 44 made 3-pointers (on .436 shooting), in addition to scoring 7.9 points per game... Connected on at least one 3-pointer in all but nine games, and made multiple 3-pointers 13 times... Recorded a career-high five made 3-pointers vs. Idaho (March 10), helping Montana to a Big Sky Conference tournament first-round victory... Shot .929 from the free-throw line, breaking a 28-year-old school record... At one point made 15 consecutive free throws... Led the Grizzlies with 24 steals, including four vs. Idaho (March 10) and three in a road win at Idaho State (Feb. 25)... Posted a 1.8 assist-to-turnover ratio, recording more turnovers than assists just three times... His 41 assists ranked third on the team... Was in double figures for scoring 10 times, including three consecutive games late in the season (March 5-10)... In Montana's first-round tournament win over Idaho (March 10), he scored a career-high 21 points, including five made 3-pointers... He also added four steals and two rebounds in the win... One game prior, vs. Warner Pacific (March 6), he nearly had a double-double with 13 points and a career-high nine rebounds... Scored 17 points vs. Weber State (Feb. 13), connecting on 6-of-11 shot attempts, including three 3-pointers... During a two-game stretch (Jan. 9-14), was in double figures in both games, averaging 14.5 points on .600 shooting... Scored 15 points on 5-of-7 shooting (3-of-5 from deep) in a win over Northern Arizona (Jan. 14), also pulling down six rebounds... Tallied a career-best five assists vs. Whitworth (Jan. 9), in addition to 14 points... Scored 14 points while connecting on four 3-pointers vs. Southern Utah (Dec. 3)... In back-to-back games vs. the Thunderbirds (Dec. 3-5), made game-tying 3-pointers in the final 30 seconds of the game.

2019-20 (FRESHMAN): Played in all 31 games as a true freshman, earning 14 starts... Ranked fourth on the team with 26.2 minutes played per game... Averaged 5.1 points per game (sixth), in addition to 54 assists (fourth) and a team-high-tying 39 steals... Ranked sixth in Big Sky play for steals (1.6 per game)... Led Montana for steals eight times, assists in five games and blocked shots twice... Posted a negative assist-to-turnover ratio just five times over the final 21 games, after doing so eight times in his first 10 contests... Had 17 multi-assists games, including five in back-to-back games at Omaha (Dec. 21) and vs. Northern Arizona (Dec. 28)... Had multiple steals in nine games, including four in a row from Feb. 6-15 (3.0 average)... Led Montana in that category in all four contests... Scored in double figures seven times, including a career-high 16 vs. New Mexico (Dec. 1)... Shot a perfect 12-for-12 from the free-throw line during Big Sky play... After beginning Big Sky play 1-of-19 from deep, connected on 15 of his next 31 attempts, beginning with a 4-for-4 performance at Weber State (Jan. 25)... Made multiple 3-pointers five times over the final 12 games, including three vs. Idaho (Feb. 8) and Idaho State (Feb. 15)... Against the Vandals, pulled down a career-high six rebounds, in addition to a team-high four assists... Against the Bengals, scored 11 points, including eight points, one assist and one steal in the first 10 minutes... In a slump-busting game at Weber State (Jan. 25), scored 12 points while recording career highs for minutes (39) and steals (four), and adding four assists to zero turnovers... Had a career day at Omaha (Dec. 21), scoring 14 points (3-for-3 from deep) while dishing out a career-high five assists... Made 15 of 30 3-point attempts over the final seven non-conference games, after starting his career 2 for 13... Shot 3-of-5 from deep at No. 25 Washington (Nov. 22), totaling nine points.

VAZQUEZ'S CAREER STATISTICS

SEASON	GP	GS	MIN	AVG	FG	FGA	PCT	3FG	3FGA	PCT	FT	FTA	PCT	OFF	DEF	TOT	AVG	PF	FO	AST	T/O	BLK	STL	PTS	AVG
2019-20	31	14	811	26.2	52	149	.349	33	93	.355	21	24	.875	4	67	71	2.3	46	1	54	43	7	39	158	5.1
2020-21	28	16	708	25.3	69	170	.406	44	101	.436	39	42	.929	4	77	81	2.9	50	2	41	23	4	24	221	7.9
TOTAL	59	30	1519	25.7	121	319	.378	77	194	.395	60	66	.902	8	144	152	2.6	96	3	95	66	11	63	379	6.5

4



JOHNNY BRAGGS

FRESHMAN | GUARD | 6-3 / 200
 LAS VEGAS, NEVADA (BISHOP GORMAN H.S.)

High School: Is a 2021 graduate of Bishop Gorman High School in Las Vegas, Nevada... Had his senior season, and most of his AAU season, canceled due to the COVID-19 pandemic, heavily impacting his ability to be recruited... As a junior, moved into the Gaels' starting lineup midway through the season and flourished, averaging 12.0 points, 3.0 assists and 2.0 steals per game for a talented team that won its ninth consecutive Nevada state title and finished with a national ranking of No. 14... Had interest from Duquesne, Pepperdine, Oregon State and others, but committed to Montana after receiving a scholarship offer.

Personal: Goes by Johnny or Jonathan... Born in Milwaukee, Wisconsin... Raised in Las Vegas... Parents are Deann and Thedious Braggs... Father played basketball at Wisconsin-Whitewater... Played AAU for Vegas Elite... Intends to study communications, with a minor in psychology.

Locally Owned and Operated
 We Support The University of Montana Grizzlies

McGowan Water

Conditioning

CELEBRATING 50 YEARS OF QUALITY AND SERVICE Since 1968

- Softeners
- Filters
- Salt
- Sales
- Rentals
- Service
- Delivery
- Bottled Water

"The most satisfying name in Water Conditioning"

WWW.MCGOWANH2O.COM | 406.728.3590

101 N. Grant • Missoula, Montana 59801

VIGILANTE

PARKING & STORAGE

- Off-Site Long Term Airport Parking (\$5/day)
- Auto Detailing
- RV Storage (\$95/month)
- Safe and Secure Self-Storage

CALL 406-549-4111 FOR RESERVATIONS



ROBBY BEASLEY

JUNIOR | GUARD | 6-3 / 190
DUBLIN, CALIFORNIA (DUBLIN H.S.)

5

2020-21 (Freshman): Academic All-Big Sky Conference... Ranked second on the team with a 10.5 points-per-game average... Ranked third in the nation with a .929 free-throw percentage (65-of-70), which set a Montana school record and ranks second in Big Sky history... Made his first 33 free-throw attempts to begin his collegiate career... Is one of just 12 players in Griz history to eclipse 200 points during his true freshman season (230)... Along with freshman teammates Josh Bannan and Brandon Whitney, the trio set a Montana freshman record with 751 points scored, accounting for 37.9 percent of the team's scoring (also a school record)... The group also combined to play more than 2,000 minutes, second only to Kansas State, and was the country's only team in 2020-21 to have three true freshmen average at least 25.0 minutes per game... Was in double figures for scoring 11 times in 22 games, reaching 16 points six times... Was in double figures in six of his final nine games, including 23 points in a Big Sky quarterfinal win over Weber State (March 11) and a career-high 25 at Eastern Washington (Feb. 18)... Against the Wildcats, made 8-of-12 shot attempts, including four 3-pointers, in addition to a career-best three steals and two assists... Led Montana for scoring a team-high-tying six times... Ranked second on the team with 31 made 3-pointers... Scored 18 points in a road win at Idaho State (Feb. 27)... Made a 35-foot, game-tying 3-pointer at the buzzer at Portland State (Feb. 4), sending the game into overtime... Finished the night with 14 points, including four made 3-pointers... Scored 17 points at Sacramento State (Jan. 21)... Scored 17 points at Arizona (Dec. 22), shooting 5-of-9 from the floor... Had three assists in back-to-back games (Jan. 4-9)... Also stole two passes vs. Northern Colorado (Jan. 4)... Recorded five rebounds in the previous game vs. Northern Colorado (Jan. 2), also doing so in his 25-point performance at Eastern Washington (Feb. 18)... Made his collegiate debut vs. Dickinson State (Dec. 18), scoring five points in 11 minutes of action... Missed the first six games of the season due to a knee injury.

High School: Is a 2020 graduate of Dougherty Valley High School in San Ramon, California... Spent his first three seasons at Dublin High School... During that span, averaged 17.7 points, 3.4 rebounds and 2.7 assists per game, while leading the Gaels to an 80-17 record... Three-star recruit, according to ESPN and Rivals... Committed to Montana over reported offers from Nevada, San Francisco and UC Davis... Played freshman season at Dublin with former Grizzly Timmy Falls.

Personal: Born in Berkely, California... Hometown is San Ramon, California... Parents are Robert and Carolyn Beasley... Has a younger brother, Ryan... Is studying business administration.

BEASLEY'S CAREER STATISTICS

SEASON	GP	GS	MIN	AVG	FG	FGA	PCT	3FG	3FGA	PCT	FT	FTA	PCT	OFF	DEF	TOT	AVG	PF	FO	AST	T/O	BLK	STL	PTS	AVG
2020-21	22	10	558	25.4	67	163	.411	31	82	.378	65	70	.929	6	46	52	2.4	43	1	22	28	1	11	230	10.5
TOTAL	22	10	558	25.4	67	163	.411	31	82	.378	65	70	.929	6	46	52	2.4	43	1	22	28	1	11	230	10.8



10

JOHN SOLOMON

FRESHMAN | FORWARD | 6-8 / 205
SARASOTA, FLORIDA (RIVERVIEW H.S.)

High School: Is a 2021 graduate of Sarasota Riverview High School in Florida, where he spent his sophomore and senior seasons... Played his junior season at Desert Vista High School in Phoenix, where he won an Arizona Class 6A state title and averaged 3.6 points per game... During his senior season at Sarasota Riverview, he averaged 5.0 points and 4.0 rebounds per game... Was listed as a three-star prospect by 247Sports, listed as the 19th-best prep player in the state of Arizona in his class.

SOLD

Windermere
REAL ESTATE

CALL US AT 406.541.6550 OR VISIT
WINDERMEREMISSOULA.COM

Diane Beck Team
406.340.7654

Casey Robinson
406.379.7333

Kent Pratt
406.544.7001

Kary Mytty
406.544.8071

Kelly Mytty Donaghu
406.340.8966

Brian, Judy, Kris, & Courtney Wahlberg Team
406.529.4643

Grizzly
We are the Official Realtors®
of Grizzly Athletics

CAMERON PARKER

SENIOR | GUARD | 6-2 / 170
BEAVERTON, OREGON (SACRED HEART/TILTON SCHOOL)

11



2020-21 (JUNIOR): Played in all 28 games during his debut season with Montana, leading the Big Sky Conference and ranking 30th nationally with 132 assists (4.7 per game)... The 4.7 assists-per-game average was the highest by a Grizzly since Shane Christensen averaged 4.8 in 2001-02... Was equally as impressive at protecting the ball, with his 2.28 assist-to-turnover ratio ranking in the top 50 nationally... Recorded a negative ratio just twice in 28 games... Was Montana's first player off the bench, but played starter minutes, averaging 25.3 minutes per game (fourth)... Averaged 8.4 points per game, scoring in double figures 10 times, including seven times in the final 11 games of the season... Recorded at least six assists in seven of the final eight regular-season contests (Feb. 11-March 6), averaging 7.7 per game during that span... Became the first Grizzly in at least 30 years to come off the bench and record a points-assists double-double when he scored 12 points and dished out a season-high 10 assists vs. Eastern Washington (Feb. 20)... Averaged 12.5 points and 4.0 assists, while shooting 11-of-15, across Montana's quarterfinal and semifinal games of the Big Sky tournament (March 11-12)... Scored 15 points in back-to-back games vs. Weber State (Feb. 11-13), connecting on 5-of-7 3-point attempts, in addition to a 13:2 assist-to-turnover ratio... Played 32 minutes while dishing out seven assists and pulling down a season-high-tying five rebounds vs. Sacramento State (Jan. 21), before scoring a season-high 20 points and recording five assists, five rebounds again and a new high for minutes (36) two nights later vs. the Hornets (Jan. 23)... All but two of his 20 points came after halftime, with the junior accounting for 16 of Montana's 23 points during a stretch late in the game and into overtime... Scored 19 points on 7-of-9 shooting at Southern Utah (Dec. 5)... Shot .515 overall on the season and led the team with a .463 clip from 3-point range (19-of-41), after shooting just .293 (12-of-41) a season prior at Sacred Heart... Totaled the third-most 3-pointers on the team, making at least one triple in 13 games... At one point made seven consecutive 3-pointers and was 15-of-22 shooting from Dec. 5-Feb. 13... Recorded a steal in 12 games, including two steals three times... Had five or more rebounds four times... Made his Griz debut at USC (Nov. 28), earning a start and scoring four points while dishing out two assists and recording two steals.

2018-20 (Sacred Heart): Played in 49 games, earning 38 starts, in two seasons at Sacred Heart... As a sophomore, started all 18 games he played in, averaging 31.9 minutes per contest before suffering a season-ending injury in January (broken ankle)... Averaged 7.8 assists per game in 2019-20, which would have ranked fourth nationally, had he not gotten injured... Set an NCAA single-game record with 24 assists in a win over Pine Manor (Dec. 1, 2019)... Was in double figures for assists in four consecutive games, including 16 assists and 16 points in the game prior, vs. Quinnipiac (Nov. 24, 2019)... Also added 10.1 points and 0.8 steals per game on the season... Shot .440 from the floor and .750 from the free-throw line... Scored a career-high 23 points at Binghamton (Nov. 16, 2019)... In 2018-19, was named to the Northeast Conference All-Rookie Team after breaking the NEC single-season freshman assists record with 213... The 6.9 assists-per-game average ranked seventh nationally... Also added 6.1 points per game, a 3.8 assist-to-turnover ratio and 0.8 steals per game... In two-year Sacred Heart, tallied six double-doubles and 12 games with double digit assists.

Personal: Born in Dallas, Texas... Hometown is Beaverton, Oregon... Parents are Keith and Kim Parker... Father played football at University of the Pacific... Has a younger brother, Tyson... Cousin is Montana wide receiver Samori Toure... Majoring in journalism.

PARKER'S CAREER STATISTICS

SEASON	GP	GS	MIN	AVG	FG	FGA	PCT	3FG	3FGA	PCT	FT	FTA	PCT	OFF	DEF	TOT	AVG	PF	FO	AST	T/O	BLK	STL	PTS	AVG
2018-19*	31	21	866	28.6	53	127	.417	17	46	.370	66	95	.695	11	103	114	3.7	39	0	213	119	2	26	189	6.1
2019-20*	18	18	575	31.9	59	134	.440	12	41	.293	51	68	.750	4	84	88	4.9	16	0	141	80	1	15	181	10.1
2020-21	28	3	707	25.3	87	169	.515	19	41	.463	41	55	.745	6	58	64	2.3	41	0	101	33	1	11	146	8.6
DI TOTAL	77	42	2168	28.6	199	430	.457	48	128	.375	158	218	.730	21	245	266	3.6	96	0	455	199	3	52	516	8.3

*Stats are from seasons at Sacred Heart



BRANDON WHITNEY

SOPHMORE | GUARD | 6-1/178

MISSION HILLS, CALIFORNIA (BISHOP ALEMANY H.S.)

2020-21 (FRESHMAN): Recipient of the John Eaheart Memorial Award, given annually to the team's top defensive player... Ranks fourth in Griz history with 279 points scored as a true freshman... Along with freshman teammates Josh Bannan and Robby Beasley III, the trio set a Montana freshman record with 751 points scored, accounting for 37.9 percent of the team's scoring (also a school record)... The group also combined to play more than 2,000 minutes, second only to Kansas State, and was the country's only team in 2020-21 to have three true freshmen average at least 25.0 minutes per game... Averaged a team-high 29.3 minutes per game, one of 10 true freshmen nationally to play at least 815 minutes in 2020-21... Ranked second on the team with 279 points scored (10.0 points-per-game average), in addition to also ranking second for assists (70) and steals (23)... Led Montana for minutes played a team-high eight times, steals a team-most nine times and scoring on five occasions... Was in double figures for scoring 14 times, including four straight games from Jan. 16-Feb. 4... During that span, averaged 19.5 points per game on .560 shooting, including a career-high 22 points vs. Northern Arizona (Jan. 16), which was surpassed two games later with 28 at Sacramento State (Jan. 23)... The 28 points were the most by a Montana true freshman since Sayeed Pridgett in January 2017... Against the Hornets, he also totaled a career-best 13 made field goals (most by a Big Sky player in 2020-21), five rebounds and 49 minutes of action... Shot .467 from the floor on the season... Ranked second on the team with 70 assists, including four or more dimes nine times... His 3.0 assists-per-game average during Big Sky play ranked ninth in the league... Recorded a positive assist-to-turnover ratio 20 times, including three occasions in which he has had five or more assists compared to one or fewer turnovers (vs. Weber State, Feb. 11; at Portland State, Feb. 6; vs. Northern Arizona, Jan. 14)... After turning the ball over eight times at Portland State (Feb. 4), had a 15:4 assist-to-turnover ratio over the next three games (Feb. 6-13)... Recorded career highs for assists (six) and rebounds (six) vs. Weber State (Feb. 11)... Had a steal in 14 games, and multiple steals seven times... Scored 20 points vs. Warner Pacific (March 6), his third 20-point performance of the season... Tallied 14 points at Idaho State (Feb. 25), before sinking a game-winning free throw in the closing seconds the following game (Feb. 27)... Set a Montana record with 17 points at USC (Nov. 28), the most points ever by a freshman in a season opener.

HIGH SCHOOL: Is a 2020 graduate of Bishop Alemany High School outside of Los Angeles... Averaged 26.0 points, 6.0 assists, 4.0 rebounds and 3.0 steals per game as a senior, helping the Warriors win 21 games... Earned numerous postseason accolades, including first-team all-state (Cal-Hi Sports), first team All-CIF Southern Section and first-team all-area... Named All-Mission League for the third year in a row, including the second consecutive season on the first team... Scored 43 points in a win over Heritage Christian... Named MVP of the SoCal Christmas Classic, scoring 29 points in the championship game... Averaged 17.8 points, 4.2 assists, 5.0 rebounds and 1.8 steals per game as a junior in 2018-19... Earned All-Mission League honors for the second year in a row... That summer, while playing in a summer tournament in Fairfax, scored 39 points in a win over Santa Monica... Committed to Montana over a reported offer from CSUN and interest from Southern Utah... Played against current Grizzlies Eddy Egun and Kyle Owens in southern California.

PERSONAL: Born and raised in Mission Hills, California... Parents are Emad and Irene Whitney... Mother played basketball at Pierce College, and later served as an assistant coach... Father coached at the high-school level... Has a younger sister, Jordyn... Majoring in business administration.

WHITNEY'S CAREER STATISTICS

SEASON	GP	GS	MIN	AVG	FG	FGA	PCT	3FG	3FGA	PCT	FT	FTA	PCT	OFF	DEF	TOT	AVG	PF	FO	AST	T/O	BLK	STL	PTS	AVG
2020-21	28	27	819	29.3	99	212	.467	14	45	.311	67	92	.728	17	37	54	1.9	58	0	70	56	3	23	279	10.0
DI TOTAL	28	27	819	29.3	99	212	.467	14	45	.311	67	92	.728	17	37	54	1.9	58	0	70	56	3	23	279	10.0



JOSH BANNAN

SOPHMORE | FORWARD | 6-9 / 215
MELBOURNE, AUSTRALIA (UC LAKE GINNINDERRA)

2020-21 (Freshman): Academic All-Big Sky Conference... Started 23 games for Montana, including the Grizzlies' first 14 and final nine... Led Montana with 166 rebounds (5.9 average) and ranked fourth on the team for scoring (8.6)... Averaged 5.9 rebounds per Big Sky game, which ranked ninth in the league... Is one of just 12 players in Griz history to eclipse 200 points during his true freshman season (242)... Along with freshman teammates Robby Beasley III and Brandon Whitney, the trio set a Montana freshman record with 751 points scored, accounting for 37.9 percent of the team's scoring (also a school record)... The group also combined to play more than 2,000 minutes, second only to Kansas State, and was the country's only team in 2020-21 to have three true freshmen average at least 25.0 minutes per game... Was in double figures for scoring 13 times, leading the Griz for scoring on five times... Was in double figures for rebounding five times, including three double-doubles... Was in double figures for scoring in five consecutive games from Feb. 11-25, averaging 15.3 points on .620 shooting during that span... Led Montana with 19 points and 13 rebounds in a win at Idaho State (Feb. 25), scoring 10 of the Grizzlies' first 12 points... Nearly had a double-double the previous game, totaling a career-high 20 points and nine rebounds vs. Eastern Washington (Feb. 20)... Regained his form in a series vs. Weber State (Feb. 11-13), averaging 11.5 points on 10-of-13 shooting, and at one point making nine consecutive shots... Was in a slump prior to that performance, shooting 9-of-31 over his previous seven games (1-of-13 at one point) while averaging just 3.6 points per contest... In the win over Weber State (Feb. 11), he shot 6-of-6 from the floor while recording 13 points, four rebounds, three assists, two steals and being praised for his defense... Scored in double figures in three consecutive games from Dec. 12-18... Had back-to-back double-doubles in December, scoring 12 points and pulling down 12 rebounds in a road win at Washington of the Pac-12 (Dec. 16), before totaling 16 points and 12 boards vs. Dickinson State (Dec. 18)... Scored 19 points on 8-of-10 shooting vs. Yellowstone Christian (Dec. 12)... Made a game-winning shot vs. Northern Colorado (Jan. 4), sinking a mid-range jumper on an in-bounds pass to give Montana the lead with 4.9 seconds to play... Scored 13 points in his collegiate debut at USC (Nov. 28), while playing 35 minutes.

HIGH SCHOOL: Is a 2020 graduate of UC Senior Secondary College Lake Ginninderra in Canberra... Also attended St. Kevin's College, in Victoria and played for the Blackburn Vikings... Competed at the Centre of Excellence, which is part of the NBL1, a semi-professional Australian league that is on par with the NBA G-League and features some G-League players... Has also spent time at the NBA Global Academy, which serves as the NBA's training hub for the top prospects outside of the U.S. and has produced future NBA players, including Andrew Bogut (2005 No. 1 overall pick), Matthew Dellavedova and Patty Mills... At the NBA Global Academy in 2019, totaled 13.6 points, 4.6 rebounds and 1.8 assists per game... Nearly averaged a double-double with 13.7 points and 9.9 rebounds per game while helping Team Victoria to a gold medal at the 2019 Australian U20 Championships in Canberra... Also played for the U17 national team, where Bannan finished sixth at the 2018 U17 World Cup in Argentina... Played in the Australian circuit with current Grizzly Hunter Clarke.

PERSONAL: Born and raised in Melbourne, Australia... Parents are Chris and Tracey Bannan... Has a younger sister, Eliza... Is studying economics with a minor in mathematics.

BANNAN'S CAREER STATISTICS

SEASON	GP	GS	MIN	AVG	FG	FGA	PCT	3FG	3FGA	PCT	FT	FTA	PCT	OFF	DEF	TOT	AVG	PF	FO	AST	T/O	BLK	STL	PTS	AVG
2020-21	28	23	692	24.7	92	203	.453	8	34	.235	50	62	.806	31	135	166	5.9	77	2	32	55	9	18	242	8.6
TOTAL	28	23	692	24.7	92	203	.453	8	34	.235	50	62	.806	31	135	166	5.9	77	2	32	55	9	18	242	8.6



22

TREY LAWRENCE

SOPHMORE | FORWARD | 6-5
SNOHOMISH, WASHINGTON (GLACIER PEAK H.S. - BELLEVUE COLLEGE)

2019-20 (Bellevue Community College): Played one season at Bellevue Community College, a Northwest Athletic Conference school in Washington... Played in 26 games for the Bulldogs, averaging 27.4 minutes per contest... Averaged 6.0 points, 6.2 rebounds and 2.2 assists per game... Was in double figures for scoring five times and rebounding on four occasions... Had a career game at Peninsula, scoring a career-best 16 points while also pulling down 10 rebounds for his first double-double... Scored 14 points vs. Chemeketa, shooting 6-of-6 from the floor in the process... Did not play basketball during the 2020-21 season.

High School: Is a 2018 graduate of Glacier Peak High School in Snohomish, Washington... During his senior season, Glacier Peak went 21-4 overall and 13-1 in districts, advancing to the Washington Class 4A state tournament... Led Glacier Peak for scoring as a senior and was in double figures for scoring in seven of eight games during a January stretch in which he averaged 12.6 points per contest... Scored 25 points in a game vs. Kamiak... Played sparingly as a junior in 2017 as the Grizzlies won the Wesco 4A title and advanced to the state tournament after working his way back from a head injury... In May 2016, was undercut while going up for a dunk... The fall caused blood clots in two separate parts of his skull and required multiple surgeries and one-quarter of his skull to be removed and reattached three months later... Was told he may not live and was advised to not play basketball again, but was back on the court within months to being his junior season.



Where High Performance Precast Meets Artistic Ingenuity

23



MACK ANDERSON

SENIOR | FORWARD | 6-9 / 218
BOZEMAN, MONTANA (BOZEMAN H.S.)

2020-21 (Junior): Selected as the team's Allan Nielsen Award winner, given annually to the player who best represents Griz basketball... Named Ryan Dick Award winner as the team's most-improved player... Captain's Award... Academic All-Big Sky Conference for the third consecutive season... Was given an expanded role late in the season and made the most of it, averaging 8.7 points and 4.6 rebounds per game over the final seven contests... Had previously scored 44 total points through the first 21 games... Led Montana with 19 blocked shots, an average of one every 16 game minutes... Started 10 games on the season, including the final nine, when he averaged 20.3 minutes per game... Played a career-high 31 minutes at Idaho State (Feb. 25)... Was in double figures for scoring three times, including a career-high 16-point performance in a win over Weber State in the Big Sky quarterfinals (March 11)... Shot 8-of-10 from the floor, in addition to pulling down seven rebounds and blocking three shots, one in the closing seconds of a one-possession game... Scored 15 points in a road win at Idaho State (Feb. 27)... Shot 5-of-6 from the floor, in addition to pulling down six rebounds (four offensive)... Had a breakout series at Sacramento State (Jan. 21-23), scoring 12 points on 5-of-5 shooting in the series opener (Jan. 21), before totaling a career-high 10 rebounds in the second game (Jan. 23)... Entering that week, he had just 13 points and 18 rebounds on the season, playing more than 10 minutes just once... Shot a team-best .650 from the floor... Led the team with 9.7 rebounds per 40 minutes of action... After shooting .527 from the free-throw line through his first two seasons, converted at a .730 clip as a junior (27-of-37).

2019-20 (Sophomore): Academic All-Big Sky Conference for the second consecutive season... Played in all 31 games, earning six starts... Played 11.3 minutes per game, recording 3.3 points and 1.8 rebounds per contest while shooting .554 from the field... Added 22 blocked shots (second on the team), eight assists and six steals... Led Montana for blocking a team-high 12 times and rebounding twice... His Big Sky shooting percentage of .660 would have led the league, if he took enough shots to qualify... Did not miss more than three shots in a game once... Six times made four or more field goals in a game... Scored in double figures three times, including back-to-back games (Feb. 6-8), averaging 12.5 points per game on 10-of-15 shooting across those contests... Had at least one block in 16 games, including six in a row from Feb. 13-March 5... Secured multiple rebounds in five straight games from Jan. 25-Feb. 8... Scored a career-high 15 points at Idaho (Feb. 8), including 11 Griz points in a row to turn a second-half deficit into a permanent lead... Shot 6-of-8 while pulling down four rebounds in the win... Scored nine points on 3-of-4 shooting at Weber State (Jan. 25), while playing a career-high 27 minutes... Made all five shots vs. Portland State (Jan. 13), scoring 10 points, including eight consecutive in the second half... Added two blocked shots... Scored eight points on 4-of-5 shooting at Eastern Washington (Jan. 9), scoring six straight Griz points in the second half... Had a team-high and career-best seven rebounds at Stanford (Nov. 6), also scoring nine points and blocking two shots... Started the season making eight shots in his first 15 games (1.5 points per game on .320 shooting), before finding his form in early January... Earned starts in Montana's first four games (Nov. 6-18), the first of his career.

2018-19 (Freshman): Academic All-Big Sky Conference... Played in 28 of 35 games, including the final 15... Became the first Montana native to play for the Griz as a true freshman since Mike Chavez in 2002-03... After beginning the season with three freshman post players, he asserted himself as the top one, averaging 8.5 minutes per game as one of the main rotation players off the bench... Averaged 4.7 points and 1.6 rebounds per game while shooting .659 from the floor (27-of-41)... Added five blocked shots... In the Big Sky quarterfinals vs. Sacramento State (March 14), played 18 minutes and scored six points while pulling down a career-high-tying five boards... Scored a career-best 12 points on 6-of-8 shooting while logging 22 minutes in a win at Idaho State (Feb. 16)... Saw seven minutes of action in a win over Idaho (Feb. 7), recording a career-high five rebounds, in addition to five points scored... In his return to his hometown of Bozeman (at Montana State, Feb. 2), scored four points within 20 seconds of checking in, including an alley-oop dunk... Was expected to redshirt, but instead made his collegiate debut vs. Incarnate Word (Nov. 16), during the third game of the season... Scored seven points on 3-of-4 shooting.

ANDERSON'S CAREER STATISTICS

SEASON	GP	GS	MIN	AVG	FG	FGA	PCT	3FG	3FGA	PCT	FT	FTA	PCT	OFF	DEF	TOT	AVG	PF	FO	AST	T/O	BLK	STL	PTS	AVG
2018-19	28	0	239	8.5	27	41	.659	0	0	.000	9	20	.450	10	35	45	1.6	53	2	6	17	5	1	63	2.3
2019-20	31	6	369	11.9	41	74	.554	0	1	.000	20	35	.571	21	36	57	1.8	83	3	8	22	22	6	102	3.3
2020-21	25	10	307	12.3	39	60	.650	0	0	.000	27	37	.730	33	41	74	3.0	75	9	4	18	19	7	105	4.2
TOTAL	84	16	915	10.9	107	175	.621	0	1	.000	56	92	.583	64	112	176	2.1	211	14	18	57	46	14	270	3.2

STUDENT-ATHLETES



FREDDY BROWN III

RS JUNIOR | GUARD | 6-2 / 180
SEATTLE, WASHINGTON (NATHAN HALE H.S.)

2020-21 (Sophomore): Recipient of the Dennis T. Murphy Coaches' Award for all-around excellence... Academic All-Big Sky Conference... Played in nine games during his sophomore season, averaging 5.4 minutes, 1.9 points and 0.6 rebounds per game... Scored four points and a steal in 4 minutes of action vs. Eastern Washington (March 12) in the Big Sky Conference semifinals... Connected on a 3-pointer vs. Warner Pacific (March 5)... Scored eight points on 3-of-6 shooting vs. Yellowstone Christian (Dec. 12).

2019-20 (Redshirt): Redshirted during second season at Montana.

2018-19 (Freshman): Played in 15 contests, totaling 32 minutes on the floor... Recorded 17 points, five rebounds and one assist... Shot 4-of-8 from beyond the arc, making a trey in four different contests... Scored a career-high six points in six minutes of action vs. Idaho (Feb. 7), connecting on a three-pointer and three of four free-throw attempts... Made his first basket vs. Incarnate Word (Nov. 16), a three-pointer in a win in the Bahamas... Collegiate debut came vs. Montana Tech (Nov. 12).

High School: Is a 2018 graduate of Nathan Hale High School in Seattle... As a junior in 2017, was part of a national-championship-winning team, playing alongside McDonald's All-American/first-round NBA Draft pick Michael Porter, Jr. ... As a senior, Brown was the only returner on the Raiders' roster, averaged 28.7 points, 8.4 rebounds, 5.4 assists and 2.4 steals per game... Played AAU with Seattle Rotary EYBL and Team LaVine.

Personal: Born in Seattle, Wash. ... Parents are Fred Jr. and Tina Brown... Has an older sister, Katia... Nephew of late Griz legend Delvon Anderson, the 1992 Big Sky Conference Player of the Year... Grandson of former Seattle SuperSonics star Downtown Freddie Brown... Part of the Makah Tribe... Enrolled at Montana with an academic scholarship... Member of Montana's Student-Athlete Advisory Committee (SAAC)... Majoring in business administration, with interest in studying Native American studies.

BROWN'S CAREER STATISTICS

SEASON	GP	GS	MIN	AVG	FG	FGA	PCT	3FG	3FGA	PCT	FT	FTA	PCT	OFF	DEF	TOT	AVG	PF	FO	AST	T/O	BLK	STL	PTS	AVG
2018-19	15	0	32	2.1	5	13	.385	4	8	.500	3	4	.750	3	2	5	0.3	3	0	1	2	0	0	17	1.1
2020-21	9	0	49	5.4	6	16	.375	2	8	.250	3	6	.500	2	3	5	0.6	2	0	3	3	0	1	17	1.9
TOTAL	24	0	81	3.2	11	29	.380	6	16	.375	6	10	.625	5	5	10	.45	5	5	4	5	0	1	34	1.5

30



JACK WETZEL


FRESHMAN | GUARD | 6-4 / 170
CEDAR RAPIDS, IOWA (KENNEDY H.S.)

High School: Chose to forego his senior season at Kennedy High School in Cedar Rapids, Iowa, to play for Prolific Prep, an elite basketball academy in Napa, California... Prolific Prep went 31-3 during the 2019-20 season with Wetzel on its roster, playing against the top basketball academies and prep schools from across the entire country ... Played alongside top recruits, including Jalen Green, the No. 1 high school player in the Class of 2020 who was drafted No. 2 overall in the 2021 NBA Draft by the Houston Rockets... Gained celebrity fame on Instagram and social media after the debut of an Overtime (2.2 million YouTube subscribers) documentary series on Prolific Prep... Earned an invitation to play for Prolific Prep after a 44-point performance with Gain Elite at a spring adidas Gauntlet event... At Kennedy High School, led the Cougars in scoring as both a sophomore and junior, averaging 17.8 points per game during his final season in 2018-19.

*Our members
& staff are
proud to
support the
University of
Montana and
UM Athletics.*

GO GRIZ!

Griz



Experience the Lifestyle!

For membership information visit our website at www.missoulacountryclub.com , email us at membership@missoulacountryclub.com, or call 406-251-2404.

SEASON REVIEW



S E A S O N

REVIEW

SEASON REVIEW

Game #1

Nov. 28, 2020
Los Angeles, Calif.

Date: 11/28/20
Time: 6:00 PM
Site: Galen Center, Los Angeles, CA
Referees: Tom Kelly, Larry Spaulding, Verne Harris

Score By Period	1	2	Total
Montana	25	37	62
Southern California	44	32	76

Montana 62

#	Player	GS	MIN	FG	3PT	FT	ORB-DRB	REB	PF	A	TO	BLK	STL	PTS
13	Bannan,Josh	*	35	5-11	1-1	2-4	1-3	4	5	0	2	0	1	13
01	Steadman,Michael	*	22	3-8	0-0	1-3	2-0	2	3	0	2	0	0	7
35	Carter-Hollinger,Derrick	*	15	1-2	0-0	3-4	0-1	1	4	0	2	0	0	5
11	Parker,Cameron	*	21	2-7	0-0	0-0	0-1	1	4	0	2	0	2	4
10	Egun,Eddy	*	11	1-3	1-2	0-0	1-0	1	1	0	2	0	0	3
12	Whitney,Brandon	*	34	4-10	1-3	8-9	1-0	1	1	3	0	0	0	17
00	Owens,Kyle	*	36	4-10	1-2	2-6	4-3	7	4	0	1	0	0	11
04	Satterwhite,Cameron	*	18	1-9	0-7	0-0	1-0	1	1	1	2	0	2	2
03	Vazquez,Josh	*	15	0-2	0-2	0-0	1-3	4	3	2	0	0	1	0
23	Anderson,Mack	*	3	0-0	0-0	0-0	0-0	0	3	0	1	1	0	0
24	Brown,III,Freddy	*	0+	0-0	0-0	0-0	0-0	0	0	0	0	0	0	0
TM TEAM			0	0-0	0-0	0-0	4-3	7	0	0	0	0	0	0
Totals			200	21-62	4-17	16-26	15-14	29	29	8	12	1	6	62

Team Summary	FG	3PT	FT
First Half	9-37 33.3%	3-8 25.0%	5-8 62.50%
Second Half	12-25 48.0%	2-9 22.2%	11-19 57.89%
Total	21-62 33.9%	4-17 23.5%	16-26 61.5%

Technical Fouls: none
Lead Changed: 0 times(s)
Second Chance Points: 11
Points off Turnovers: 16
Scores Tied: 0 times(s)
Bench Points: 30
Points in the Paint: 26
Largest Lead: 0 0
Fast Break Points: 2

Southern California 76

#	Player	GS	MIN	FG	3PT	FT	ORB-DRB	REB	PF	A	TO	BLK	STL	PTS
13	Petersen,Drew	*	23	3-4	2-3	5-6	0-0	0	2	2	3	0	0	13
04	Hobley,Evan	*	32	3-4	0-0	5-9	2-5	7	2	2	1	1	1	11
20	Anderson,Ethan	*	26	3-5	2-3	1-2	0-1	1	2	5	3	1	0	9
03	Hobley,Isiah	*	24	1-7	0-1	4-8	7-6	13	3	3	2	0	0	6
02	Earley,Tony	*	21	1-3	1-2	0-2	2	3	2	0	0	0	4	4
05	White,Isiah	*	14	1-1	0-0	8-10	0-1	1	5	0	1	0	0	10
01	Goodwin,Chevez	*	18	4-8	0-0	0-0	1-6	7	3	2	2	0	0	8
23	Agbonkagbo,Maxi	*	21	3-7	0-2	0-2	0-6	6	2	1	2	0	0	6
12	Coubaly,Boubacar	*	5	3-4	0-0	0-0	1-0	1	1	0	1	0	0	6
20	Baumann,Noah	*	14	1-3	1-3	0-0	1-2	3	1	0	1	0	1	3
TM TEAM			0	0-0	0-0	0-0	1-1	2	0	0	0	0	0	0
Totals			200	23-46	6-14	24-39	13-30	43	24	17	16	5	1	76

Team Summary	FG	3PT	FT
First Half	15-21 71.43%	4-6 66.67%	10-14 71.43%
Second Half	8-25 32.00%	2-8 25.00%	14-25 56.00%
Total	23-46 50.0%	6-14 42.9%	24-39 61.5%

Technical Fouls: none
Lead Changed: 0 times(s)
Second Chance Points: 8
Points off Turnovers: 15
Scores Tied: 0 times(s)
Bench Points: 33
Points in the Paint: 32
Largest Lead: 0 0
Fast Break Points: 16

Game #3

Dec. 5, 2020
Cedar City, Utah

Date: 12/05/20
Time: 12:00 AM
Site: America First Event Center, Cedar City, UT
Referees: Jeff Ketchu, Ryan Holmes, Scott Brown

Score By Period	1	2	Total
Montana	36	38	74
Southern Utah	31	44	75

Montana 74

#	Player	GS	MIN	FG	3PT	FT	ORB-DRB	REB	PF	A	TO	BLK	STL	PTS
00	Owens,Kyle	*	36	9-14	2-3	1-2	1-3	4	2	2	3	0	1	21
01	Steadman,Michael	*	30	6-13	0-0	1-2	0-7	7	3	1	1	1	0	13
13	Bannan,Josh	*	23	3-7	1-3	0-0	0-3	3	2	2	2	0	1	7
12	Whitney,Brandon	*	34	0-0	0-0	6-6	0-2	2	3	3	1	0	0	6
03	Vazquez,Josh	*	30	2-5	2-4	0-0	0-2	2	3	2	2	0	2	6
11	Parker,Cameron	*	27	9-9	3-3	2-3	0-3	3	0	6	4	0	0	19
23	Anderson,Mack	*	9	0-2	0-0	2-2	0-1	1	2	0	0	0	0	2
10	Egun,Eddy	*	11	0-3	0-1	0-0	1-1	2	1	1	0	0	0	0
TM TEAM			0	0-0	0-0	0-0	1-3	4	0	0	0	0	0	0
Totals			200	27-53	8-14	12-15	3-25	28	16	17	13	1	4	74

Team Summary	FG	3PT	FT
First Half	13-23 56.52%	3-7 42.86%	7-8 87.50%
Second Half	14-30 46.67%	5-7 71.43%	5-7 71.43%
Total	27-53 50.9%	8-14 57.1%	12-15 80.0%

Technical Fouls: none
Lead Changed: 2 times(s)
Second Chance Points: 3
Points off Turnovers: 9
Scores Tied: 3 times(s)
Bench Points: 21
Points in the Paint: 26
Largest Lead: 0 0
Fast Break Points: 0

Southern Utah 75

#	Player	GS	MIN	FG	3PT	FT	ORB-DRB	REB	PF	A	TO	BLK	STL	PTS
05	Jones,Tevian	*	38	6-16	2-10	5-6	1-0	1	0	3	2	0	0	19
04	Harris,Dre	*	36	6-12	4-8	3-4	1-7	8	2	2	1	0	3	19
14	Faustel,Maxen	*	29	5-11	2-5	4-4	4-5	9	3	0	2	1	2	15
32	Madunic,Tyran	*	28	4-8	0-4	0-0	0-5	5	2	0	2	2	1	8
03	Knight III,John	*	33	2-5	0-1	0-0	2-4	6	3	4	2	0	1	4
15	Butler,Harrison	*	23	2-6	1-3	0-0	1-0	1	3	2	1	1	0	5
01	Fleming,Nick	*	11	1-2	1-2	1-2	1-2	3	0	2	1	0	2	4
30	Moore,Marquis	*	2	0-0	0-0	0-0	0-0	0	0	0	0	0	0	0
TM TEAM			0	0-0	0-0	0-0	0-1	1	0	0	0	0	0	0
Totals			200	26-60	10-33	13-16	10-24	34	13	13	11	4	9	75

Team Summary	FG	3PT	FT
First Half	11-29 37.93%	5-19 26.32%	4-4 100.00%
Second Half	15-31 48.39%	5-14 35.71%	9-12 75.00%
Total	26-60 43.3%	10-33 30.3%	13-16 81.3%

Technical Fouls: none
Lead Changed: 2 times(s)
Second Chance Points: 15
Points off Turnovers: 7
Scores Tied: 3 times(s)
Bench Points: 9
Points in the Paint: 26
Largest Lead: 0 0
Fast Break Points: 7

Game #2

Dec. 3, 2020
Cedar City, Utah

Date: 12/03/20
Time: 7:00 PM
Site: America First Event Center, Cedar City, UT
Referees: Jeff Ketchu, Ryan Holmes, Scott Brown

Score By Period	1	2	Total
Montana	34	29	63
Southern Utah	28	35	64

Montana 63

#	Player	GS	MIN	FG	3PT	FT	ORB-DRB	REB	PF	A	TO	BLK	STL	PTS
01	Steadman,Michael	*	17	6-9	0-0	0-0	0-1	1	5	1	2	0	1	12
12	Whitney,Brandon	*	21	2-5	1-1	1-4	0-0	0	3	1	2	0	1	6
35	Carter-Hollinger,Derrick	*	31	1-3	0-1	2-2	0-3	3	4	3	0	0	0	4
04	Satterwhite,Cameron	*	21	1-4	0-1	0-1	0-2	2	3	2	3	0	1	2
13	Bannan,Josh	*	15	1-3	0-2	0-0	0-5	5	3	0	3	0	0	2
03	Vazquez,Josh	*	27	5-10	4-6	0-0	0-3	3	3	2	1	0	0	14
00	Owens,Kyle	*	30	4-5	0-5	2-3	0-8	8	3	0	1	0	2	10
11	Parker,Cameron	*	23	2-7	1-5	3-4	0-1	1	0	4	1	0	0	8
23	Anderson,Mack	*	14	2-2	0-0	1-3	3-3	4	5	0	1	2	0	5
10	Egun,Eddy	*	1	0-1	0-0	0-0	1-1	2	0	0	0	0	0	0
TM TEAM			0	0-0	0-0	0-0	1-0	1	0	0	0	0	0	0
Totals			200	24-49	6-16	9-17	5-27	32	28	14	13	2	5	63

Team Summary	FG	3PT	FT
First Half	14-26 53.85%	4-8 50.00%	2-6 33.33%
Second Half	10-23 43.48%	2-8 25.00%	7-11 63.64%
Total	24-49 49.0%	6-16 37.5%	9-17 52.9%

Technical Fouls: none
Lead Changed: 6 times(s)
Second Chance Points: 5
Points off Turnovers: 0
Scores Tied: 6 times(s)
Bench Points: 37
Points in the Paint: 26
Largest Lead: 0 0
Fast Break Points: 0

Southern Utah 64

#	Player	GS	MIN	FG	3PT	FT	ORB-DRB	REB	PF	A	TO	BLK	STL	PTS
03	Knight III,John	*	39	5-12	1-2	10-15	3-6	9	3	3	5	0	3	21
12	Faustel,Maxen	*	36	5-9	1-3	3-5	2-3	5	1	1	0	1	1	14
24	Harris,Dre	*	31	1-6	1-5	5-6	1-1	2	4	2	1	0	0	8
32	Madunic,Tyran	*	30	2-9	1-4	3-4	1-5	6	3	0	1	0	0	8
05	Jones,Tevian	*	10	1-7	1-4	0-0	1-1	2	4	0	1	0	0	3
15	Butler,Harrison	*	33	1-4	0-2	5-10	2-4	8	0	0	0	0	2	7
01	Fleming,Nick	*	10	1-1	1-1	0-0	1-1							

Game #5
Dec. 12, 2020
Missoula, Mont.



Date: 12/12/20
Time: 2:00 PM
Site: Dahlberg Arena, Missoula, MT
Referees: Ray Ames, Eric Boyce, Tom Spitznagel

Score By Period	1	2	Total
Yellowstone Chris.	19	23	42
Montana	49	53	102

Yellowstone Chris. 42

#	Player	GS	MIN	FG	3PT	FT	ORB-DRB	REB	PF	A	TO	BLK	STL	PTS
03	Reed,Devrian	* 32	8-15	2-4	2-3	3-2	5	3	1	4	0	2	20	
00	Jones,Devin	* 34	3-14	1-7	0-0	0-0	0	1	2	3	0	3	7	
20	King,DeVante	* 31	2-5	0-0	0-0	0-0	0	2	1	2	0	0	4	
02	Rivers,TJ	* 23	1-8	1-5	0-0	0-2	2	1	3	3	0	1	3	
01	Beeka,Christian	* 27	1-7	0-1	0-0	0-4	4	5	1	2	0	0	2	
11	Hornis,Kyle	13	1-4	1-3	0-0	1-0	1	5	0	0	0	1	3	
23	Harris,Timothy	5	1-1	1-1	0-0	0-0	0	2	0	0	0	0	3	
04	Bisovets,Andri	15	0-5	0-3	0-0	0-0	0	2	0	1	0	0	0	
05	White,Keion	10	0-2	0-1	0-0	0-1	1	1	0	1	0	0	0	
TM TEAM	0	0-0	0-0	0-0	0-2	2	0	0	0	0	0	0	0	
Totals		-	200	17-61	6-25	2-3	4-11	15	22	8	16	1	9	42

Team Summary	FG	3PT	FT
First Half	8-31 25.81%	2-10 20.00%	1-2 50.00%
Second Half	9-30 30.00%	4-15 26.67%	1-1 100.00%
Total	17-61 27.9%	6-25 24.0%	2-3 66.7%

Technical Fouls: none Second Chance Points: 0 Scores Tied: 0 times(x) Points in the Paint: 12 Fast Break Points: 3
Lead Changed: 0 times(x) Points off Turnovers: 18 Bench Points: 6 Largest Lead: 0-0

Montana 102

#	Player	GS	MIN	FG	3PT	FT	ORB-DRB	REB	PF	A	TO	BLK	STL	PTS
01	Steadman,Michael	* 23	7-12	0-0	5-6	1-7	8	0	0	0	0	0	19	
13	Bannan,Josh	* 23	8-10	0-2	3-3	1-6	7	2	3	2	0	2	19	
12	Whitney,Brandon	* 32	7-9	0-1	1-1	0-1	1	1	4	0	0	3	15	
03	Vazquez,Josh	* 31	5-9	3-5	2-2	0-2	2	1	1	1	0	2	15	
00	Owens,Kyle	* 30	3-4	0-0	4-6	3-10	13	1	2	3	0	0	10	
11	Parker,Cameron	* 27	4-4	1-1	3-3	0-5	5	1	9	2	0	2	12	
24	Brown III,Freddy	14	3-5	1-4	1-2	1-1	2	2	0	2	0	0	8	
10	Egun,Eddy	9	1-1	0-0	0-0	0-1	1	1	1	0	0	0	2	
23	Anderson,Mack	9	1-2	0-0	0-0	1-4	5	2	0	4	0	0	2	
02	Henderson,Darius	2	0-0	0-0	0-0	0-2	2	0	1	1	0	0	0	
TM TEAM	0	0-0	0-0	0-0	2-1	3	0	0	0	0	0	0	0	
Totals		-	200	39-57	5-13	19-23	9-40	49	11	21	15	0	9	102

Team Summary	FG	3PT	FT
First Half	19-28 67.86%	3-6 50.00%	0-8 100.00%
Second Half	20-29 68.97%	2-7 28.57%	11-15 73.33%
Total	39-57 68.4%	5-13 38.5%	19-23 82.6%

Technical Fouls: none Second Chance Points: 13 Scores Tied: 0 times(x) Points in the Paint: 60 Fast Break Points: 20
Lead Changed: 0 times(x) Points off Turnovers: 24 Bench Points: 24 Largest Lead: 0-0

Game #7
Dec. 18, 2020
Missoula, Mont.



Date: 12/20/20
Time: 4:00 PM
Site: Dahlberg Arena, Missoula, MT
Referees: Layne Barney, Dan Church, Toby Doolittle

Score By Period	1	2	Total
Dickinson St.	33	18	51
Montana	41	37	78

Dickinson St. 51

#	Player	GS	MIN	FG	3PT	FT	ORB-DRB	REB	PF	A	TO	BLK	STL	PTS
05	Knox,Bryce	* 35	7-16	3-7	3-4	0-3	3	0	2	3	0	1	20	
21	Toski,Adrian	* 26	3-9	1-4	1-1	1-1	2	3	0	2	0	0	8	
24	Looper,Nashem	* 26	2-6	1-3	0-0	0-1	1	2	0	2	0	3	5	
03	Hladky,Trey	* 26	2-8	0-3	0-0	0-1	1	2	3	2	0	2	4	
12	Tinunz,Jason	* 19	0-2	0-0	0-0	0-2	2	2	0	0	0	0	0	
15	Evans,John	33	3-5	0-0	2-3	0-3	3	3	1	1	0	1	8	
40	Staubron,Stephan	17	2-2	0-0	1-2	0-2	2	3	0	1	0	0	5	
20	Forrest,Raiden	18	0-4	0-0	1-2	2-1	3	3	1	1	0	0	1	
TM TEAM	0	0-0	0-0	0-0	1-0	1	0	0	1	0	0	0	0	
Totals		-	200	19-52	5-17	8-12	4-14	18	18	7	13	0	7	51

Team Summary	FG	3PT	FT
First Half	14-29 48.28%	3-10 30.00%	2-2 100.00%
Second Half	5-23 21.74%	2-7 28.57%	6-10 60.00%
Total	19-52 36.5%	5-17 29.4%	8-12 66.7%

Technical Fouls: none Second Chance Points: 2 Scores Tied: 0 times(x) Points in the Paint: 16 Fast Break Points: 4
Lead Changed: 0 times(x) Points off Turnovers: 11 Bench Points: 14 Largest Lead: 0-0

Montana 78

#	Player	GS	MIN	FG	3PT	FT	ORB-DRB	REB	PF	A	TO	BLK	STL	PTS
01	Steadman,Michael	* 15	9-11	0-1	0-0	2-3	5	2	0	3	0	1	18	
13	Bannan,Josh	* 29	5-9	0-2	6-8	4-8	12	0	2	0	2	0	16	
00	Owens,Kyle	* 17	5-5	0-0	0-0	4-5	9	4	0	2	0	0	10	
03	Vazquez,Josh	* 29	2-5	1-2	0-0	0-1	1	0	4	0	0	0	5	
12	Whitney,Brandon	* 19	2-3	0-0	0-0	0-0	0	2	1	0	0	2	4	
11	Parker,Cameron	20	3-6	0-0	1-2	1-2	3	0	4	3	0	1	7	
35	Carter-Hollinger,Derrick	26	2-6	0-1	2-2	1-4	5	2	1	3	2	0	6	
05	Beasley,Robby	11	2-6	1-3	0-0	0-1	1	2	0	0	0	0	5	
10	Egun,Eddy	10	1-4	0-2	0-0	0-3	3	1	0	0	0	0	2	
24	Brown III,Freddy	7	1-2	0-1	0-0	0-0	0	0	2	1	0	0	2	
02	Henderson,Darius	3	1-1	0-0	0-0	0-0	0	0	0	0	0	0	2	
23	Anderson,Mack	9	0-0	0-0	1-2	2-1	3	3	0	1	2	1	1	
44	Clarke,Hunter	5	0-1	0-1	0-0	0-1	1	1	0	0	0	0	0	
TM TEAM	0	0-0	0-0	0-0	1-2	3	0	0	0	0	0	0	0	
Totals		-	200	33-60	2-13	10-14	15-31	46	17	12	15	4	6	78

Team Summary	FG	3PT	FT
First Half	18-33 54.55%	1-4 25.00%	4-5 80.00%
Second Half	15-27 55.56%	1-9 11.11%	0-9 00.00%
Total	33-60 55.0%	2-13 15.4%	10-14 71.4%

Technical Fouls: none Second Chance Points: 15 Scores Tied: 0 times(x) Points in the Paint: 34 Fast Break Points: 6
Lead Changed: 0 times(x) Points off Turnovers: 17 Bench Points: 25 Largest Lead: 0-0

Game #6
Dec. 16, 2020
Seattle, Wash.



Date: 12/16/20
Time: 8:00 PM
Site: Alaska Airlines Arena, Seattle, WA
Referees: Tommy Iuritz, Tony Padilla, Verne Harris

Score By Period	1	2	Total
Montana	33	31	64
Washington	21	37	58

Montana 66

#	Player	GS	MIN	FG	3PT	FT	ORB-DRB	REB	PF	A	TO	BLK	STL	PTS
00	Owens,Kyle	* 33	4-18	0-1	5-6	3-7	6	3	3	1	0	0	13	
13	Bannan,Josh	* 34	3-8	0-2	6-6	2-10	12	4	3	2	0	2	12	
03	Vazquez,Josh	* 32	3-7	2-5	4-4	0-5	5	2	0	0	0	1	12	
01	Steadman,Michael	* 26	4-6	0-0	3-4	1-1	2	3	0	3	0	0	11	
12	Whitney,Brandon	* 37	3-6	2-4	2-4	1-2	3	3	2	1	0	1	10	
11	Parker,Cameron	27	3-7	0-1	2-3	0-2	2	3	1	3	0	1	8	
35	Carter-Hollinger,Derrick	10	0-2	0-0	0-0	0-2	2	4	1	0	0	0	0	
02	Henderson,Darius	1	0-0	0-0	0-0	0-0	0	0	0	0	0	0	0	
TM TEAM	0	0-0	0-0	0-0	1-1	2	0	0	0	0	0	0	0	
Totals		-	200	20-54	4-13	22-27	9-25	34	22	10	12	6	5	66

Team Summary	FG	3PT	FT
First Half	10-29 34.48%	2-6 33.33%	11-12 91.67%
Second Half	10-25 40.00%	2-7 28.57%	11-15 73.33%
Total	20-54 37.0%	4-13 30.8%	22-27 81.5%

Technical Fouls: none Second Chance Points: 12 Scores Tied: 3 times(x) Points in the Paint: 22 Fast Break Points: 4
Lead Changed: 4 times(x) Points off Turnovers: 13 Bench Points: 8 Largest Lead: 0-0

Washington 58

#	Player	GS	MIN	FG	3PT	FT	ORB-DRB	REB	PF	A	TO	BLK	STL	PTS
01	Roberts,Nate	* 29	6-7	0-0	1-3	3-7	5	5	0	0	0	0	13	
13	Wright,Hamer	* 24	2-5	1-4	0-2	0-3	3	4	0	2	0	1	5	
15	Green,Quade	* 31	1-11	0-1	2-2	0-2	2	5	4	0	2	1	4	
10	Stevenson,Erik	* 17	2-5	0-2	0-0	2-2	4	1	3	4	0	2	4	
05	Bay,Jamal	* 24	0-2	0-0	1-4	0-3	3	1	0	2	1	1	1	
04	Pryor,Nate	29	5-12	1-2	2-5	1-0	1	1	2	1	0	1	13	
52	Sorn,Kiley	10	4-4	0-0	2-3	2-2	4	2	0	0	2	0	10	
21	Stallis,RasQuan	20	4-8	2-2	0-0	2-4	6	3	0	2	1	0	8	
00	Toshorn,Marqus	7	0-3	0-1	0									

SEASON REVIEW

Game #9

Jan. 2, 2021
Missoula, Mont.

Griz 62  **64**

Date: 01/02/21
Time: 5:00 PM
Site: Dahlberg Arena, Missoula, MT
Referees: Dennis Flansbury, Mark Cook, Brent Meaux

Score By Period	1	2	Total
Northern Colo.	32	32	64
Montana	29	35	62

Northern Colo. 64

#	Player	GS	MIN	FG	3PT	FT	ORB-DRB	REB	PF	A	TO	BLK	STL	PTS
01	Kountz,Daylin	*	36	6-14	2-5	0-0	0-3	3	4	3	4	0	0	14
13	Hume,Bodie	*	25	5-6	2-3	2-6	1-3	4	3	0	2	1	1	14
15	Jockusch,Kur	*	14	4-8	0-0	0-0	2-2	4	4	2	0	0	0	8
02	Johnson,Matt	*	32	1-5	0-2	0-0	0-2	2	1	3	0	0	1	2
05	Masten,Sam	*	15	1-4	0-1	0-1	0-2	2	1	1	2	0	0	2
03	Smoots,Tre'Shon		24	5-9	3-5	3-4	1-3	4	1	2	1	0	0	18
00	Bowie II,Greg		8	1-2	1-1	0-0	0-3	3	0	1	0	0	0	3
24	English II,Marque		7	1-2	1-2	0-0	1-1	2	0	0	0	0	0	3
10	Melvin,Jamel		21	0-0	0-0	2-4	0-4	4	3	0	1	1	0	2
14	McCobb,Rodrick		9	0-2	0-1	0-2	1-0	1	2	1	0	0	0	0
21	Kennedy,Bryce		9	0-0	0-0	0-0	0-2	2	0	1	0	0	0	0
TH	TEAM		0	0-0	0-0	2-0	2	0	0	2	0	0	0	0
Totals			200	24-52	9-20	7-17	8-25	33	21	13	13	2	2	64

Team Summary	FG	3PT	FT
First Half	12-26 46.15%	5-11 45.45%	3-6 50.00%
Second Half	12-26 46.15%	4-9 44.44%	4-11 36.36%
Total	24-52 46.2%	9-20 45.0%	7-17 41.2%

Technical Fouls: none Second Chance Points: 6 Scores Tied: 4 times(s) Points in the Paint: 28 Fast Break Points: 3
Lead Changed: 10 times(s) Points off Turnovers: 14 Bench Points: 24 Largest Lead: 0-0

Montana 62

#	Player	GS	MIN	FG	3PT	FT	ORB-DRB	REB	PF	A	TO	BLK	STL	PTS
00	Owens,Kyle	*	34	1-6	0-0	8-8	2-3	5	4	0	2	0	0	10
12	Whitney,Brandon	*	28	5-7	0-0	0-0	0-0	0	2	1	1	1	0	10
03	Vazquez,Josh	*	28	2-5	0-1	2-2	1-2	3	0	0	0	0	0	6
01	Steadman,Michael	*	15	2-7	0-0	2-2	0-1	1	2	0	4	1	0	6
13	Bannan,Josh	*	16	2-6	0-1	1-2	0-4	4	4	1	1	1	1	5
05	Beasley,Robby		27	2-5	1-1	7-7	0-5	5	1	0	0	0	1	12
10	Egun,Eddy		9	2-2	0-0	1-1	0-3	3	0	0	0	0	1	5
35	Carter-Hollinger,Derrick		20	2-6	0-1	0-0	1-3	4	0	1	2	2	0	4
11	Parker,Cameron		18	2-5	0-1	0-0	0-2	2	0	2	0	0	1	4
23	Anderson,Mack		5	0-0	0-0	0-0	0-1	1	3	0	2	0	0	0
TH	TEAM		0	0-0	0-0	1-2	3	0	0	0	0	0	0	0
Totals			200	20-49	1-5	21-22	5-26	31	16	5	10	7	4	62

Team Summary	FG	3PT	FT
First Half	10-25 40.00%	1-3 33.33%	8-9 88.89%
Second Half	10-24 41.67%	0-2 0.00%	13-13 100.00%
Total	20-49 40.8%	1-5 20.0%	21-22 95.5%

Technical Fouls: none Second Chance Points: 6 Scores Tied: 4 times(s) Points in the Paint: 30 Fast Break Points: 12
Lead Changed: 10 times(s) Points off Turnovers: 15 Bench Points: 25 Largest Lead: 0-0

Game #11

Jan. 9, 2021
Missoula, Mont.

Griz 84  **67**

Date: 01/09/21
Time: 2:05 p.m.
Site: Missoula, Mont. (Dahlberg Arena)
Referees: Eric Boyce, Nate Nelson, Shawn Lehigh

Score By Period	1	2	Total
Whitworth	36	31	67
Montana	40	44	84

Whitworth 67

#	Player	GS	MIN	FG	3PT	FT	ORB-DRB	REB	PF	A	TO	BLK	STL	PTS
20	Liam Fitzgerald	*	32	6-10	1-3	0-0	0-4	4	3	1	3	0	5	13
32	Miguel Lopez	*	31	6-12	1-2	0-0	1-1	2	3	3	1	1	0	13
02	Rowan Anderson	*	34	5-9	1-3	0-0	0-3	3	2	8	1	1	1	11
11	JT McDermott	*	23	4-6	0-1	0-2	0-6	6	1	3	4	0	1	8
10	Garnett Paxton	*	17	2-6	0-4	4-6	2-1	3	3	0	2	0	2	8
05	Brad Lackey		17	2-4	0-1	0-0	0-0	0	3	1	1	0	0	4
04	Kea Vargas		17	1-2	1-2	0-0	0-0	0	2	0	0	0	1	3
01	Hunter Thorne		1	1-1	1-1	0-0	0-0	0	0	0	0	0	0	3
03	Tanner Fagin		17	1-8	0-3	0-0	1-2	3	1	0	2	0	0	2
35	Wyatt Walker		7	1-3	0-1	0-0	0-1	1	1	0	1	0	0	2
00	Jake Holtz		1	0-1	0-0	0-0	0-0	0	1	0	0	0	0	0
15	Carter Sonneborn		1	0-0	0-0	0-0	0-0	0	0	0	0	0	0	0
22	Jerry Twenge		1	0-0	0-0	0-0	1-0	1	0	0	0	0	0	0
12	Jacob Hjort		1	0-0	0-0	0-0	0-0	0	0	0	0	0	0	0
TH	TEAM		0	0-0	0-0	0-0	1-1	2	0	0	1	0	0	0
Totals			200	29-62	5-21	4-8	6-19	25	20	16	16	2	10	67

Team Summary	FG	3PT	FT
First Half	16-34 47.06%	2-10 20.00%	2-3 66.67%
Second Half	13-28 46.43%	3-11 27.27%	2-5 40.00%
Total	29-62 46.8%	5-21 23.8%	4-8 50.0%

Technical Fouls: (1) TEAM Second Chance Points: 5 Scores Tied: 3 times(s) Points in the Paint: 42 Fast Break Points: 16
Lead Changed: 2 times(s) Points off Turnovers: 18 Bench Points: 14 Largest Lead: 4 10-12-25

Montana 84

#	Player	GS	MIN	FG	3PT	FT	ORB-DRB	REB	PF	A	TO	BLK	STL	PTS
03	VAZQUEZ, Josh	*	27	4-8	3-5	3-4	0-3	3	2	5	3	0	0	14
12	WHITNEY, Brandon	*	23	5-7	0-1	2-2	1-0	1	4	1	3	0	1	12
13	BANNAN, Josh	*	26	4-7	0-0	3-3	0-2	2	0	1	4	1	1	11
00	OWENS, Kyle	*	21	3-6	0-0	4-4	1-5	6	1	0	0	0	0	10
01	STEADMAN, Michael	*	26	4-7	0-0	0-1	3-5	8	3	1	2	0	0	8
05	BEASLEY III, Robby		27	3-9	2-7	4-4	0-2	2	0	3	1	0	0	12
10	EGUN, Eddy		11	2-3	1-2	2-2	0-3	3	0	0	3	0	1	7
11	PARKER, Cameron		18	2-2	0-0	0-0	0-3	3	1	5	3	0	1	4
35	CARTER-HOLLINGER, De		15	1-3	0-0	1-2	0-3	3	2	7	2	0	3	3
23	ANDERSON, Mack		3	1-1	0-0	1-2	1-1	2	0	0	0	0	0	3
24	BROWN III, Freddy		3	0-0	0-0	0-0	0-0	0	0	0	0	0	0	0
TH	TEAM		0	0-0	0-0	0-0	2-2	4	0	0	0	0	0	0
Totals			200	29-53	6-15	20-24	8-29	37	13	19	19	1	7	84

Team Summary	FG	3PT	FT
First Half	14-25 56.00%	4-8 50.00%	6-9 66.67%
Second Half	15-28 53.57%	2-7 28.57%	12-15 80.00%
Total	29-53 54.7%	6-15 40.0%	20-24 83.3%

Technical Fouls: none Second Chance Points: 10 Scores Tied: 0 times(s) Points in the Paint: 15 Fast Break Points: 4
Lead Changed: 0 times(s) Points off Turnovers: 18 Bench Points: 14 Largest Lead: 27 20-14-3

Game #10

Jan. 4, 2021
Missoula, Mont.

Griz 56  **54**

Date: 01/04/21
Time: 9:00 AM
Site: Dahlberg Arena, Missoula, MT
Referees: Dennis Flansbury, Mark Cook, Brent Meaux

Score By Period	1	2	Total
Northern Colo.	29	25	54
Montana	27	27	56

Northern Colo. 54

#	Player	GS	MIN	FG	3PT	FT	ORB-DRB	REB	PF	A	TO	BLK	STL	PTS
13	Hume,Bodie	*	33	7-13	3-7	0-0	1-10	11	2	2	7	3	2	17
02	Johnson,Matt	*	35	3-7	1-2	3-4	1-1	2	0	3	0	0	2	10
15	Jockusch,Kur	*	16	3-6	0-0	2-2	1-3	4	5	1	1	0	1	8
01	Kountz,Daylin	*	29	2-9	0-2	0-0	0-3	3	1	1	1	1	0	4
05	Masten,Sam	*	20	1-1	0-0	1-2	0-1	1	0	1	0	0	0	3
10	Melvin,Jamel		22	4-6	0-0	0-0	1-5	6	4	0	1	0	1	8
03	Smoots,Tre'Shon		20	3-3	0-2	2-2	0-1	1	1	1	2	0	0	4
11	McCobb,Rodrick		13	0-2	0-1	0-0	0-3	3	0	0	1	0	0	0
00	Bowie II,Greg		5	0-2	0-1	0-0	0-1	1	0	0	0	0	0	0
21	Kennedy,Bryce		5	0-0	0-0	0-0	1-1	2	0	0	1	0	0	0
24	English II,Marque		2	0-1	0-0	0-0	1-0	1	1	0	0	0	0	0
TH	TEAM		0	0-0	0-0	0-0	0-0	0	0	0	2	0	0	0
Totals			200	21-50	4-15	8-10	6-29	35	14	9	16	4	6	54

Team Summary	FG	3PT	FT
First Half	11-24 45.83%	3-9 33.33%	4-6 66.67%
Second Half	10-26 38.4		

SEASON REVIEW

Game #13
Jan. 16, 2021
Missoula, Mont.



Date: 01/16/21
Time: 11:05 AM
Site: Missoula, Mont. (Dahlberg Arena)
Referees: Justin Shamion, Matt Mason, Ronnie Hernandez

Score By Period	1	2	Total
Northern Arizona	19	43	62
Montana	34	24	58

Northern Arizona 62

#	Player	GS	MIN	FG	3PT	FT	ORB-DRB	REB	PF	A	TO	BLK	STL	PTS
20	Cameron Shelton	*	40	6-19	0-1	3-3	1-7	8	1	4	1	0	2	15
33	Carson Towst	*	32	6-9	0-0	1-1	2-3	5	3	1	2	1	0	13
13	Keith Haymon	*	34	3-11	2-8	0-0	0-1	1	1	1	1	0	1	8
14	Saiah Lewis	*	37	2-5	0-0	1-2	3-2	5	2	3	3	0	1	5
02	Ajang Ageke	*	12	1-2	0-1	0-0	0-1	1	0	0	0	0	0	2
15	Nik Means	*	31	6-9	3-4	2-3	0-4	4	1	0	0	1	1	17
04	Carik Mahaney		8	1-1	0-0	0-0	0-0	0	2	0	1	0	0	2
22	Wynton Brown		3	0-1	0-0	0-0	0-0	0	0	0	0	0	1	0
01	Jay Green		3	0-0	0-0	0-0	0-1	1	0	1	0	0	0	0
TM	TEAM		0	0-0	0-0	0-0	3-2	5	0	0	1	0	0	0
Totals			200	25-57	5-14	7-9	9-21	30	10	10	9	2	6	62

Team Summary	FG	3PT	FT
First Half	9-25 36.00%	1-6 16.67%	0-0 0.00%
Second Half	16-32 50.00%	4-8 50.00%	7-9 77.78%
Total	25-57 43.9%	5-14 35.7%	7-9 77.8%

Technical Fouls: none Second Chance Points: 13 Scores Tied: 2 times(s) Points in the Paint: 34 Fast Break Points: 2
Lead Changed: 2 times(s) Points off Turnovers: 18 Bench Points: 19 Largest Lead: 4 2nd-00:00

Montana 58

#	Player	GS	MIN	FG	3PT	FT	ORB-DRB	REB	PF	A	TO	BLK	STL	PTS
12	WHITNEY, Brandon	*	34	8-11	4-5	2-2	1-1	2	2	4	3	0	2	22
01	STEADMAN, Michael	*	31	4-8	0-1	1-2	0-9	9	4	1	5	0	0	9
03	VAZQUEZ, Josh	*	30	2-7	2-6	0-0	0-3	3	0	3	0	0	1	6
00	OWENS, Kyle	*	23	1-4	0-0	2-2	1-3	4	3	0	1	1	1	4
13	BANNAN, Josh	*	21	0-4	0-0	0-0	0-2	2	4	0	1	0	0	0
05	BEASLEY III, Robby		17	2-4	1-3	3-3	0-1	1	2	0	2	0	0	8
11	PARKER, Cameron		25	2-4	1-1	0-0	0-2	2	0	3	0	0	0	5
35	CARTER-HOLLINGER, De		19	2-3	0-0	0-0	0-3	3	1	0	1	0	0	4
TM	TEAM		0	0-0	0-0	0-0	2-1	3	0	0	1	0	0	0
10	EGUN, Eddy		0	0-0	0-0	0-0	0-0	0	0	0	0	0	0	0
Totals			200	21-45	8-16	8-9	4-25	29	16	11	14	1	4	58

Team Summary	FG	3PT	FT
First Half	14-26 53.85%	4-8 50.00%	2-3 66.67%
Second Half	7-19 36.84%	4-8 50.00%	6-6 100.00%
Total	21-45 46.7%	8-16 50.0%	8-9 88.9%

Technical Fouls: none Second Chance Points: 3 Scores Tied: 1 times(s) Points in the Paint: 24 Fast Break Points: 0
Lead Changed: 1 times(s) Points off Turnovers: 6 Bench Points: 17 Largest Lead: 17 1st-01:46

Game #15
Jan. 23, 2021
Sacramento, Calif.



Date: 01/23/21
Time: 11:05 AM
Site: The Nest, Sacramento, CA
Referees: Donn Berdahl, Rick O'Neill, Gregg Horstein

Score By Period	1	2	OT 1	OT 2	Total
Montana	30	38	10	5	83
Sacramento St.	25	43	10	11	89

Montana 83

#	Player	GS	MIN	FG	3PT	FT	ORB-DRB	REB	PF	A	TO	BLK	STL	PTS
12	Whitney, Brandon	*	49	13-23	1-3	1-2	2-3	5	2	1	4	0	1	28
00	Owens, Kyle	*	36	4-7	2-2	4-5	1-6	7	5	2	1	0	0	14
03	Vazquez, Josh	*	33	3-11	1-5	0-0	0-2	2	0	1	0	0	0	7
01	Steadman, Michael	*	13	1-1	0-0	3-3	0-4	4	5	0	2	0	0	5
10	Egun, Eddy	*	12	1-3	0-1	0-0	0-3	3	3	0	2	0	0	2
11	Parker, Cameron		36	8-16	2-4	2-2	1-4	5	2	5	0	0	0	26
23	Anderson, Mack		27	2-5	0-0	0-0	4-6	10	5	0	0	1	0	4
05	Beasley, Robby		28	0-5	0-1	3-5	1-1	2	3	1	0	0	1	3
13	Bannan, Josh		16	0-1	0-0	0-0	1-1	2	3	0	1	0	0	0
TM	TEAM		0	0-0	0-0	0-0	3-2	3	0	0	0	0	0	0
Totals			250	32-72	6-16	13-17	11-32	43	28	10	10	1	2	83

Team Summary	FG	3PT	FT
First Half	11-26 42.31%	2-7 28.57%	6-7 85.71%
Second Half	15-30 50.00%	2-3 66.67%	6-8 75.00%
OT 1	4-7 57.14%	1-1 100.00%	1-2 50.00%
OT 2	2-9 22.22%	1-5 20.00%	0-0 0.00%
Total	32-72 44.4%	6-16 37.5%	13-17 76.5%

Technical Fouls: none Second Chance Points: 6 Scores Tied: 7 times(s) Points in the Paint: 44 Fast Break Points: 6
Lead Changed: 16 times(s) Points off Turnovers: 7 Bench Points: 27 Largest Lead: 0 0

Sacramento St. 89

#	Player	GS	MIN	FG	3PT	FT	ORB-DRB	REB	PF	A	TO	BLK	STL	PTS
22	Esposito, Ethan	*	40	7-17	0-3	12-14	3-6	9	3	3	3	1	1	26
23	Fowler, Bryce	*	45	7-21	2-7	9-15	5-5	10	1	6	3	0	0	25
14	Fitzpatrick, William	*	50	3-8	3-6	0-0	0-6	6	1	0	0	0	0	9
11	Davis, Brandon	*	32	2-6	1-2	2-2	3-2	5	3	3	1	0	2	7
33	Jones, David	*	15	0-2	0-0	0-0	2-5	7	1	0	0	1	0	0
04	Chappell, Zach		12	3-3	2-2	2-4	0-1	1	2	0	0	0	3	10
12	Higlier, Deshaun		27	4-7	0-1	0-0	2-0	2	5	3	0	1	1	8
15	McCullough, Elijah		13	1-4	1-4	1-2	0-1	1	0	0	0	0	0	4
00	Hector, Samaad		16	0-1	0-1	0-0	1-3	4	3	0	0	2	0	0
TM	TEAM		0	0-0	0-0	0-0	0-1	1	0	0	0	0	0	0
Totals			250	27-69	9-26	26-37	16-30	46	19	15	7	5	7	89

Team Summary	FG	3PT	FT
First Half	8-27 29.63%	4-12 33.33%	5-7 71.43%
Second Half	13-25 52.00%	4-8 50.00%	13-21 61.90%
OT 1	4-10 40.00%	1-5 20.00%	1-1 100.00%
OT 2	2-7 28.57%	0-1 0.00%	7-8 87.50%
Total	27-69 39.1%	9-26 34.6%	26-37 70.3%

Technical Fouls: (1) Davis, Brandon Second Chance Points: 16 Scores Tied: 7 times(s) Points in the Paint: 30 Fast Break Points: 17
Lead Changed: 16 times(s) Points off Turnovers: 11 Bench Points: 22 Largest Lead: 0 0

Game #14
Jan. 21, 2021
Sacramento, Calif.



Date: 01/21/21
Time: 5:05 PM
Site: The Nest, Sacramento, CA
Referees: Donn Berdahl, Rick O'Neill, Gregg Horstein

Score By Period	1	2	Total
Montana	33	45	78
Sacramento St.	25	41	66

Montana 78

#	Player	GS	MIN	FG	3PT	FT	ORB-DRB	REB	PF	A	TO	BLK	STL	PTS
12	Whitney, Brandon	*	25	3-7	0-2	8-10	0-2	2	2	2	1	0	0	14
01	Steadman, Michael	*	21	2-7	0-0	0-0	1-6	7	4	0	1	0	1	4
13	Bannan, Josh	*	15	0-3	0-0	3-4	2-3	5	3	0	0	0	0	3
03	Vazquez, Josh	*	19	1-6	0-3	0-0	0-0	0	0	2	1	0	0	2
10	Egun, Eddy	*	15	0-0	0-0	0-0	0-2	2	3	0	2	0	0	0
00	Owens, Kyle		34	8-13	3-5	3-4	2-0	2	1	1	0	0	2	22
05	Beasley, Robby		23	3-6	1-3	10-10	1-3	4	0	1	3	0	0	17
23	Anderson, Mack		16	5-5	0-0	2-2	2-0	2	5	0	0	1	1	12
11	Parker, Cameron		32	2-2	0-0	0-0	0-5	5	2	7	1	0	0	4
TM	TEAM		0	0-0	0-0	0-0	0-0	0	0	0	0	0	0	0
Totals			200	24-49	4-13	26-30	8-21	29	20	13	9	1	4	78

Team Summary	FG	3PT	FT
First Half	11-23 47.83%	3-8 37.50%	5-6 86.89%
Second Half	13-26 50.00%	1-5 20.00%	18-21 85.71%
Total	24-49 49.0%	4-13 30.8%	26-30 86.7%

Technical Fouls: none Second Chance Points: 13 Scores Tied: 3 times(s) Points in the Paint: 32 Fast Break Points: 11
Lead Changed: 2 times(s) Points off Turnovers: 13 Bench Points: 55 Largest Lead: 0 0

Sacramento St. 66

#	Player	GS	MIN	FG	3PT	FT	ORB-DRB	REB	PF	A	TO	BLK	STL	PTS
22	Esposito, Ethan	*	35	8-17	0-3	8-12	3-9	12	3	2	4	1	1	24
23	Fowler, Bryce	*	35	5-8	1-2	2-2	2-2	4	2	4	3	0	3	13
11	Davis, Brandon	*	33	5-9	1-3	0-1	1-1	2	4	2	2	1	0	11
14	Fitzpatrick, William	*	37	3-10	2-7	0-0	0-4	4	2	0	0	1	1	8
33	Jones, David	*	12	0-0	0-0	0-0	1-1	2	0	2	1	0	0	0
15	McCullough, Elijah		12	1-2	1-2	0-0	0-0	0	0	1	0	0	0	3
04	Chappell, Zach		1	1-1	0-0	1-2	1-0	1	1	0	0	0		

SEASON REVIEW

Game #18
Feb. 4, 2021
Portland, Ore.

PS 64 Ghiz 70

Date: 02/04/21
Time: 7:05 p.m.
Site: Portland, Ore. (Viking Pavilion)
Referees: Michael Cheatham, Marc Beasley, Mark Cook

Score By Period	1	2	OT	Total
Montana	26	28	16	70
Portland State	25	29	10	64

Montana 70

#	Player	GS	MIN	FG	3PT	FT	ORB-DRB	REB	PF	A	T.O.	BLK	STL	PTS
32	WHITNEY, Brandon	*	36	4-9	0-1	6-10	0-4	4	2	3	8	0	0	14
05	BEASLEY III, Robby	*	35	4-9	4-5	2-2	1-2	3	2	1	3	0	0	14
00	OWENS, Kyle	*	24	4-8	0-2	4-4	1-4	5	2	0	1	0	1	12
11	PARKER, Cameron	*	30	2-6	0-0	0-0	0-3	3	3	6	3	0	0	4
23	ANDERSON, Mack	*	9	0-1	0-0	0-0	1-1	2	0	0	0	0	0	0
01	STEADMAN, Michael	*	20	6-8	0-0	0-0	1-3	4	3	0	2	3	1	12
35	CARTER-HOLLINGER, De	*	31	3-6	0-0	0-0	1-7	8	0	0	2	3	0	6
03	VAZQUEZ, Josh	*	22	0-1	0-1	6-6	0-4	4	5	3	1	1	1	6
13	BANNAN, Josh	*	18	1-5	0-1	0-0	1-4	5	0	0	2	0	0	2
23	ANDERSON, Mack	*	0	0-0	0-0	0-0	1-2	3	0	0	2	0	0	0
TM TEAM														
Totals			225	24-53	4-10	18-22	7-34	41	17	13	24	8	6	70

Team Summary	FG	3PT	FT
First Half	10-22 45.45%	2-5 40.00%	4-6 66.67%
Second Half	11-27 40.74%	2-5 40.00%	4-5 80.00%
OT 1	3-4 75.00%	0-0 0.00%	15-10 100.00%
Total	24-53 45.3%	4-10 40.0%	19-22 81.8%

Technical Fouls: none Second Chance Points: 8 Scores Tied: 1 time(s) Points in the Paint: 34 Fast Break Points: 24
Lead Changed: 2 time(s) Points off Turnovers: 6 Bench Points: 26 Largest Lead: 7 01-00:41

Portland State 64

#	Player	GS	MIN	FG	3PT	FT	ORB-DRB	REB	PF	A	T.O.	BLK	STL	PTS
23	Khalid Thomas	*	33	5-11	2-5	1-1	0-2	2	1	2	2	1	3	13
02	James Scott	*	34	4-18	1-8	1-4	2-4	6	5	5	3	0	2	10
03	Ian Burke	*	32	3-8	1-4	1-2	2-2	4	3	1	0	0	2	8
00	Paris Dawson	*	32	2-7	0-3	4-5	1-1	2	3	1	2	0	2	8
32	Jacob Eymann	*	16	2-2	0-0	0-0	1-5	6	2	0	2	2	0	4
35	John Hall	*	29	5-8	1-4	0-2	1-4	5	1	0	3	0	1	11
10	Elijah Hanley	*	13	2-9	1-3	0-0	1-2	3	0	1	1	0	0	5
13	Jaden Nielsen-Skinner	*	11	1-2	0-0	1-2	0-0	0	2	1	1	0	0	3
15	Go Nelson	*	12	1-2	0-1	0-0	1-1	2	1	0	0	0	1	2
04	Kyle Greeley	*	9	0-1	0-1	0-0	0-1	1	1	1	0	0	0	0
05	Charles Jones	*	4	0-1	0-0	0-0	0-1	1	0	1	1	0	0	0
TM TEAM														
Totals			225	25-69	6-29	8-16	13-24	37	19	13	15	3	12	64

Team Summary	FG	3PT	FT
First Half	10-31 32.26%	2-13 15.38%	3-3 100.00%
Second Half	12-31 38.71%	3-13 23.08%	2-4 50.00%
OT 1	3-7 42.86%	1-3 33.33%	3-2 100.00%
Total	25-69 36.2%	6-29 20.7%	8-16 50.0%

Technical Fouls: none Second Chance Points: 5 Scores Tied: 0 time(s) Points in the Paint: 30 Fast Break Points: 14
Lead Changed: 2 time(s) Points off Turnovers: 24 Bench Points: 21 Largest Lead: 8 2nd-15:44

Game #20
Feb. 11, 2021
Missoula, Mont.

Ghiz 80 WEBER STATE 67

Date: 02/11/21
Time: 5:05 p.m.
Site: Missoula, Mont. (Dahlberg Arena)
Referees: Matt Mason, Justin Shannon, Casey McClellan

Score By Period	1	2	Total
Weber State	29	38	67
Montana	34	46	80

Weber State 67

#	Player	GS	MIN	FG	3PT	FT	ORB-DRB	REB	PF	A	T.O.	BLK	STL	PTS
05	Selkou Sisicho Jawara	*	38	8-13	2-4	1-2	0-2	2	2	1	0	1	0	19
23	Dontay Bassett	*	33	4-10	0-3	5-6	1-5	6	1	1	1	0	0	13
12	Isiah Brown	*	29	3-7	0-2	6-6	1-0	1	2	5	3	0	1	12
00	Zahir Porter	*	37	3-11	1-4	3-3	0-3	3	2	0	3	0	0	10
34	Cody Carlson	*	14	0-3	0-0	0-0	1-5	6	1	1	1	2	0	0
02	Dillon Jones	*	28	4-5	0-0	3-5	1-4	5	4	2	2	0	1	11
11	Michal Kazek	*	14	0-1	0-1	2-3	1-3	4	2	1	1	0	0	2
03	KJ Cunningham	*	7	0-0	0-0	0-0	0-0	0	0	0	0	0	0	0
10	Ethan Davis	*	0	0-0	0-0	0-0	2-0	2	0	0	1	0	0	0
TM TEAM														
Totals			200	22-50	3-14	20-25	7-22	29	14	11	12	4	2	67

Team Summary	FG	3PT	FT
First Half	9-26 34.62%	2-7 28.57%	5-11 81.82%
Second Half	13-24 54.17%	1-7 14.29%	11-14 78.57%
Total	22-50 44.0%	3-14 21.4%	20-25 80.0%

Technical Fouls: none Second Chance Points: 5 Scores Tied: 2 time(s) Points in the Paint: 34 Fast Break Points: 8
Lead Changed: 1 time(s) Points off Turnovers: 12 Bench Points: 13 Largest Lead: 1 1st-00:43

Montana 80

#	Player	GS	MIN	FG	3PT	FT	ORB-DRB	REB	PF	A	T.O.	BLK	STL	PTS
00	OWENS, Kyle	*	35	11-16	4-5	1-1	0-2	2	2	0	1	1	0	27
01	STEADMAN, Michael	*	18	2-3	0-0	5-6	2-2	4	4	1	1	0	0	9
03	VAZQUEZ, Josh	*	23	1-3	1-2	2-2	0-4	4	1	2	4	0	0	5
12	WHITNEY, Brandon	*	32	1-9	0-3	2-2	2-4	6	2	6	1	0	4	4
35	CARTER-HOLLINGER, De	*	16	1-6	0-0	0-0	2-0	2	4	0	0	1	1	2
11	PARKER, Cameron	*	24	6-7	2-2	1-2	0-2	2	4	6	1	0	1	15
13	BANNAN, Josh	*	31	6-6	1-1	0-0	0-4	4	2	3	1	0	2	13
05	BEASLEY III, Robby	*	18	2-7	1-5	0-0	0-2	2	2	1	1	0	0	5
23	ANDERSON, Mack	*	3	0-0	0-0	0-0	0-0	0	1	0	0	1	0	0
TM TEAM														
Totals			200	30-57	9-18	11-13	7-22	29	22	19	12	5	5	80

Team Summary	FG	3PT	FT
First Half	14-32 43.75%	3-10 30.00%	3-3 100.00%
Second Half	16-25 64.00%	6-8 75.00%	8-10 80.00%
Total	30-57 52.6%	9-18 50.0%	11-13 84.6%

Technical Fouls: none Second Chance Points: 12 Scores Tied: 1 time(s) Points in the Paint: 28 Fast Break Points: 2
Lead Changed: 1 time(s) Points off Turnovers: 14 Bench Points: 33 Largest Lead: 16 2nd-04:50

Game #19
Feb. 6, 2021
Portland, Ore.

PS 61 Ghiz 56

Date: 02/06/21
Time: 12:05 p.m.
Site: Portland, Ore. (Viking Pavilion)
Referees: Michael Cheatham, Marc Beasley, Mark Cook

Score By Period	1	2	Total
Montana	28	28	56
Portland State	27	29	56

Montana 56

#	Player	GS	MIN	FG	3PT	FT	ORB-DRB	REB	PF	A	T.O.	BLK	STL	PTS
01	STEADMAN, Michael	*	22	5-7	0-0	3-4	1-1	2	2	0	3	0	1	13
11	PARKER, Cameron	*	35	3-7	1-1	2-2	0-1	1	1	2	2	0	2	9
12	WHITNEY, Brandon	*	32	3-9	0-2	0-0	0-3	3	2	5	1	0	1	6
05	BEASLEY III, Robby	*	19	1-5	1-4	1-2	0-2	2	1	0	1	0	1	4
00	OWENS, Kyle	*	20	1-2	0-0	0-0	0-1	1	2	0	1	0	0	2
35	CARTER-HOLLINGER, De	*	31	4-6	1-1	5-7	0-4	4	4	1	1	0	0	14
13	BANNAN, Josh	*	13	3-5	0-0	0-1	1-1	2	1	0	0	0	0	6
03	VAZQUEZ, Josh	*	29	1-3	0-1	0-0	0-4	4	4	2	2	0	1	2
23	ANDERSON, Mack	*	0	0-0	0-0	0-0	0-0	0	1	0	0	0	0	0
TM TEAM														
Totals			200	21-44	3-9	15-26	5-18	23	18	10	13	0	6	56

Team Summary	FG	3PT	FT
First Half	11-20 55.00%	2-5 40.00%	4-5 80.00%
Second Half	10-24 41.67%	1-4 25.00%	3-11 27.27%
Total	21-44 47.7%	3-9 33.3%	11-16 68.8%

Technical Fouls: none Second Chance Points: 6 Scores Tied: 3 time(s) Points in the Paint: 20 Fast Break Points: 4
Lead Changed: 4 time(s) Points off Turnovers: 16 Bench Points: 22 Largest Lead: 7 1st-00:51

Portland State 61

#	Player	GS	MIN	FG	3PT	FT	ORB-DRB	REB	PF	A	T.O.	BLK	STL	PTS
00	Paris Dawson	*	25	3-9	3-6	6-6	1-4	5	1	1	0	0	0	15
23	Khalid Thomas	*	32	5-9	1-4	1-1	2-5	7	2	2	1	2	1	12
02	James Scott	*	25	3-6	0-0	3-4	1-5	6	4	3	4	0	0	9
32	Jacob Eymann	*	23	4-6	0-0	0-0	2-2	4	3	0	0	3	0	8
03	Ian Burke	*	21	2-3	0-1									

SEASON REVIEW

Game #22
Feb. 18, 2021
Cheney, Wash.



Date: 02/18/21
Time: 6:05 p.m.
Site: Cheney, Wash. (Reese Court)
Referees: Jeff Ketchu, Brent Meaux, Doug Stourdivan

Score By Period	1	2	Total
Montana	34	42	76
Eastern Washington	51	29	90

Montana 76

#	Player	GS	MIN	FG	3PT	FT	ORB-DRB	REB	PF	A	TO	BLK	STL	PTS
13	BANNAN, Josh	*	35	6-10	0-0	2-2	3-4	7	3	1	1	0	2	14
03	VAZQUEZ, Josh	*	20	3-7	2-2	0-0	0-0	0	3	1	0	0	0	8
12	WHITNEY, Brandon	*	22	1-6	0-1	0-0	0-0	0	1	2	2	0	0	2
00	OWENS, Kyle	*	18	1-7	0-2	0-0	0-6	6	1	0	0	0	0	2
23	ANDERSON, Mack	*	14	1-2	0-0	0-0	3-0	3	5	0	0	0	0	2
05	BEASLEY III, Robby	*	30	9-16	3-6	4-4	1-4	5	2	2	2	0	1	25
10	EGUN, Eddy	*	24	4-6	2-4	6-7	2-4	6	2	1	1	0	0	16
35	CARTER-HOLLINGER, De	*	15	1-4	0-2	3-3	1-3	4	2	1	0	0	0	9
11	PARKER, Cameron	*	18	1-5	0-1	0-0	1-1	2	4	6	6	0	0	2
02	HENDERSON, Darius	*	2	0-1	0-0	0-0	0-0	0	1	0	0	0	0	0
24	BRODWIN III, Freddy	*	2	0-1	0-0	0-0	0-0	0	1	0	0	0	0	0
TM TEAM			0	0-0	0-0	0-0	1-2	3	0	0	0	0	0	0
Totals			200	27-65	7-18	15-16	12-24	36	24	14	12	0	4	76

Team Summary	FG	3PT	FT
First Half	13-34 38.24%	5-11 45.45%	3-3 100.00%
Second Half	14-31 45.16%	2-7 28.57%	12-13 92.31%
Total	27-65 41.5%	7-18 38.9%	15-16 93.8%

Technical Fouls: none Second Chance Points: 9 Scores Tied: 0 times(s) Points in the Paint: 26 Fast Break Points: 6
Lead Changed: 0 times(s) Points off Turnovers: 20 Bench Points: 48 Largest Lead: 0-0

Eastern Washington 90

#	Player	GS	MIN	FG	3PT	FT	ORB-DRB	REB	PF	A	TO	BLK	STL	PTS
24	Kim Aiken Jr.	*	34	9-12	3-6	0-1	1-7	8	2	1	1	0	4	21
25	Michael Meadows	*	36	5-8	1-1	3-4	1-0	1	3	5	2	0	0	14
35	Tanner Groves	*	27	6-14	0-1	2-4	2-8	10	5	3	2	2	0	14
33	Jacob Groves	*	19	2-5	1-3	4-4	0-5	5	3	0	2	0	0	9
55	Ella Magnusson	*	12	0-2	0-0	0-0	0-0	0	1	1	1	0	0	0
15	Tyler Robertson	*	33	6-10	3-4	6-8	1-3	4	2	5	2	0	0	21
11	Jack Perry	*	25	3-3	3-3	0-0	0-1	1	0	2	0	0	0	9
02	Steele Venters	*	8	0-1	0-1	2-2	0-2	2	1	2	1	2	1	2
05	Casson Rouse	*	4	0-2	0-1	0-0	0-0	0	0	0	0	0	0	0
10	Jacob Davison	*	2	0-0	0-0	0-0	0-0	0	0	0	0	0	0	0
TM TEAM			0	0-0	0-0	0-0	0-0	0	0	0	0	0	0	0
Totals			200	31-57	11-20	17-23	5-26	31	17	19	11	4	5	90

Team Summary	FG	3PT	FT
First Half	21-31 67.74%	6-10 60.00%	3-7 42.86%
Second Half	10-26 38.46%	5-10 50.00%	14-16 87.50%
Total	31-57 54.4%	11-20 55.0%	17-23 73.9%

Technical Fouls: none Second Chance Points: 8 Scores Tied: 0 times(s) Points in the Paint: 34 Fast Break Points: 20
Lead Changed: 0 times(s) Points off Turnovers: 14 Bench Points: 32 Largest Lead: 27 1st-06-24

Game #24
Feb. 25, 2021
Pocatello, Idaho.



Date: 02/25/21
Time: 7:05 p.m.
Attendance: 42
Site: Pocatello, Idaho (Reed Gym)
Referees: Dan Church, Randy Richardson, Ruben Ramos

Score By Period	1	2	Total
Montana	34	30	64
Idaho State	23	35	58

Montana 64

#	Player	GS	MIN	FG	3PT	FT	ORB-DRB	REB	PF	A	TO	BLK	STL	PTS
13	BANNAN, Josh	*	38	7-13	2-3	3-4	2-11	13	4	1	4	0	0	19
12	WHITNEY, Brandon	*	24	5-9	1-2	3-4	1-2	3	4	1	0	0	0	14
23	ANDERSON, Mack	*	21	2-4	0-0	5-6	1-2	3	4	1	0	0	1	9
00	OWENS, Kyle	*	15	2-3	1-2	0-0	0-2	2	5	1	1	0	0	5
05	BEASLEY III, Robby	*	21	0-4	0-2	0-0	0-1	1	3	0	1	0	0	0
11	PARKER, Cameron	*	34	3-6	1-3	3-4	0-5	5	2	6	3	0	0	10
03	VAZQUEZ, Josh	*	28	2-7	2-4	1-2	0-5	5	1	0	1	3	7	7
10	EGUN, Eddy	*	9	0-0	0-0	0-2	0-1	1	1	0	0	0	0	0
02	HENDERSON, Darius	*	0	0-1	0-1	0-0	0-0	0	1	0	0	0	0	0
TM TEAM			0	0-0	0-0	0-0	1-1	2	0	0	0	0	0	0
Totals			200	21-47	7-17	15-22	5-28	33	26	11	13	3	4	64

Team Summary	FG	3PT	FT
First Half	13-26 50.00%	5-9 55.56%	3-4 75.00%
Second Half	8-21 38.10%	2-8 25.00%	12-18 66.67%
Total	21-47 44.7%	7-17 41.2%	15-22 68.2%

Technical Fouls: none Second Chance Points: 4 Scores Tied: 0 times(s) Points in the Paint: 15 Fast Break Points: 8
Lead Changed: 1 times(s) Points off Turnovers: 12 Bench Points: 17 Largest Lead: 16 2nd-12:35

Idaho State 58

#	Player	GS	MIN	FG	3PT	FT	ORB-DRB	REB	PF	A	TO	BLK	STL	PTS
05	Austin Smetzie	*	34	3-8	0-3	4-4	0-5	5	3	1	0	0	0	10
02	Tarik Coul	*	38	2-10	1-6	3-6	0-4	4	2	5	5	0	0	8
25	Brayden Parker	*	27	4-9	0-1	0-0	3-4	7	1	0	1	2	3	8
13	Daxton Carr	*	23	2-8	2-8	2-2	0-2	2	2	0	1	2	0	8
32	Robert Ford III	*	33	3-9	1-6	0-2	2-4	6	4	2	1	0	1	7
03	Haik Porter	*	19	0-7	0-5	5-8	1-3	4	3	1	0	1	0	0
32	Zach Vlasman	*	11	3-4	0-5	2-2	1-1	2	2	0	1	0	0	8
04	Emmet Taylor III	*	15	0-0	0-0	0-0	0-0	0	3	0	1	0	0	0
TM TEAM			0	0-0	0-0	0-0	0-2	6	0	0	0	0	0	0
Totals			200	19-54	4-24	16-24	11-25	36	20	9	10	5	4	58

Team Summary	FG	3PT	FT
First Half	9-27 33.33%	2-12 16.67%	5-6 83.33%
Second Half	11-27 40.74%	2-12 16.67%	11-18 61.11%
Total	19-54 35.2%	4-24 16.7%	16-24 66.7%

Technical Fouls: none Second Chance Points: 14 Scores Tied: 1 times(s) Points in the Paint: 28 Fast Break Points: 2
Lead Changed: 1 times(s) Points off Turnovers: 11 Bench Points: 17 Largest Lead: 2 1st-10:36

Game #23
Feb. 20, 2021
Missoula, Mont.



Date: 02/20/21
Time: 12:05 p.m.
Site: Missoula, Mont. (Dahlgren Arena)
Referees: Scott DeBo, Chad Shephard, Scott Brown

Score By Period	1	2	Total
Eastern Washington	48	45	90
Montana	27	49	76

Eastern Washington 90

#	Player	GS	MIN	FG	3PT	FT	ORB-DRB	REB	PF	A	TO	BLK	STL	PTS
24	Kim Aiken Jr.	*	31	8-14	4-5	8-9	3-7	10	1	2	1	2	2	28
25	Michael Meadows	*	31	7-10	2-3	4-5	0-3	3	0	2	2	0	0	20
35	Tanner Groves	*	21	8-11	0-1	2-2	1-1	2	3	1	2	0	3	14
55	Ella Magnusson	*	22	1-4	0-0	2-2	1-3	4	1	5	1	1	0	4
33	Jacob Groves	*	18	2-2	0-0	0-0	1-4	5	3	1	0	0	0	4
15	Tyler Robertson	*	17	2-5	0-1	3-4	1-2	3	1	1	0	0	0	7
10	Jacob Davison	*	7	0-1	0-1	4-4	0-0	0	2	0	0	0	0	4
21	Victor Radovic	*	5	1-2	0-0	2-2	0-1	1	2	0	0	0	0	4
11	Jack Perry	*	19	1-1	1-1	0-0	0-1	1	2	2	0	0	0	3
04	Sasha Amato	*	13	1-5	0-2	0-0	0-2	2	3	0	0	0	0	2
02	Steele Venters	*	9	0-4	0-1	0-0	0-0	0	4	1	0	0	0	0
05	Casson Rouse	*	7	0-1	0-1	0-0	0-1	1	0	0	0	0	0	0
TM TEAM			0	0-0	0-0	0-0	1-8	5	0	0	0	0	0	0
Totals			200	29-60	7-16	25-28	8-29	37	22	15	6	3	6	90

Team Summary	FG	3PT	FT
First Half	16-28 57.14%	1-1 100.00%	16-18 88.89%
Second Half	13-32 40.63%	6-15 40.00%	9-10 90.00%
Total	29-60 48.3%	7-16 43.8%	25-28 89.3%

Technical Fouls: none Second Chance Points: 6 Scores Tied: 0 times(s) Points in the Paint: 38 Fast Break Points: 19
Lead Changed: 0 times(s) Points off Turnovers: 12 Bench Points: 20 Largest Lead: 29 2nd-15:55

Montana 76

#	Player	GS	MIN	FG	3PT	FT	ORB-DRB	REB	PF	A	TO	BLK	STL	PTS
13	BANNAN, Josh	*	25	8-14	0-0	4-4	3-6	9	3	2	1	1	1	20
05	BEASLEY III, Robby	*	35	8-13	3-6	1-1	1-2	3	2	0	0	0	0	16
00	OWENS, Kyle	*	26	3-4	1-1	0-0	0-4	6	5	0	1	0	0	7
23	ANDERSON, Mack	*	17	2-4	0-0	3-4	1-1	4	5	0	1	3	0	

SEASON REVIEW

Game #26
Feb. 28, 2021
Canceled



Game #28
Mar. 5, 2021
Missoula, Mont.



Date: 03/05/21	Time: 3:05 p.m.	Score By Period	1	2	Total
Site: Missoula, Mont. (Dahlgren Arena)	Referees: Ray Ames, Doug Sturdivant, Chad Shepherd	Warner Pacific	27	34	61
		Montana	44	48	92

Warner Pacific 61

#	Player	GS	MIN	FG	3PT	FT	ORB-DRB	REB	PF	A	TO	BLK	STL	PTS
33	Miles Brown	*	24	4-7	1-2	2-3	0-3	3	4	0	1	0	0	11
03	Kadeem Strickland	*	23	3-8	0-3	4-4	1-2	3	4	1	0	0	0	10
13	Kaleb Tompkins	*	27	2-6	1-5	2-2	0-6	6	4	1	1	0	2	7
22	Javon Peterson	*	22	1-3	0-0	0-1	2-0	2	1	2	2	0	0	2
00	Drew Magaoy	*	25	0-6	0-0	0-0	1-1	2	1	3	2	0	0	0
21	Christian Hodge	*	23	6-12	0-0	5-6	2-4	6	3	0	0	0	0	17
11	Isaac Ritter	*	26	5-13	1-4	1-1	0-1	3	0	1	3	0	1	17
01	Darius Taylor	*	20	1-4	0-1	0-0	1-4	5	2	1	3	0	0	2
04	Joseph Brooks	*	10	0-0	0-0	0-0	0-2	2	5	0	2	0	0	0
TM TEAM			0	0-0	0-0	0-0	1-1	2	0	0	1	0	0	0
Totals			200	22-59	3-15	14-17	8-24	32	24	9	12	0	3	61

Team Summary	FG	3PT	FT
First Half	10-28 35.71%	1-4 25.00%	6-6 100.00%
Second Half	12-31 38.71%	2-11 18.18%	8-11 72.73%
Total	22-59 37.3%	3-15 20.0%	14-17 82.4%

Technical Fouls: none Second Chance Points: 9 Scores Tied: 0 times(s) Points in the Paint: 28 Fast Break Points: 4
Lead Changed: 0 times(s) Points off Turnovers: 11 Bench Points: 31 Largest Lead: 0 0

Montana 92

#	Player	GS	MIN	FG	3PT	FT	ORB-DRB	REB	PF	A	TO	BLK	STL	PTS
00	OWENS, Kyle	*	19	4-6	2-2	1-4	1-0	9	4	0	1	0	1	11
23	ANDERSON, Mack	*	17	2-2	0-0	4-4	1-2	3	4	0	1	0	0	8
13	BANNAN, Josh	*	17	3-5	0-0	2-3	2-9	11	4	3	3	0	0	8
12	WHITNEY, Brandon	*	19	2-6	0-2	1-4	0-0	0	1	2	0	1	0	5
05	BEASLEY III, Robby	*	25	1-5	0-3	2-3	0-3	3	1	0	3	0	0	4
10	EGUN, Eddy	*	24	4-8	2-5	4-5	2-3	5	1	2	0	1	0	14
11	PARKER, Cameron	*	22	5-7	0-1	3-3	1-0	1	1	7	1	0	1	13
03	VAZQUEZ, Josh	*	22	4-10	4-8	0-0	1-1	2	1	0	0	0	0	12
02	HENDERSON, Darius	*	13	3-7	0-2	1-3	2-3	5	3	0	0	2	1	7
35	CARTER-HOLLINGER, De	*	13	3-4	0-0	1-1	1-0	1	1	1	0	0	0	7
24	BROWN III, Freddy	*	9	1-2	1-1	0-0	0-1	1	0	0	0	0	0	3
TM TEAM			0	0-0	0-0	0-0	0-1	1	0	0	0	0	0	0
Totals			200	32-62	9-24	19-29	11-31	42	21	18	8	5	5	92

Team Summary	FG	3PT	FT
First Half	15-31 48.39%	3-11 27.27%	11-15 73.33%
Second Half	17-31 54.84%	6-13 46.15%	8-14 57.14%
Total	32-62 51.6%	9-24 37.5%	19-29 65.5%

Technical Fouls: none Second Chance Points: 12 Scores Tied: 0 times(s) Points in the Paint: 36 Fast Break Points: 6
Lead Changed: 0 times(s) Points off Turnovers: 7 Bench Points: 56 Largest Lead: 34 2nd-01:42

Game #29
Mar. 6 2021
Canceled



Game #31
Feb. 10, 2021
Boise, Idaho



Date: 03/10/21	Time: 3:05 p.m.	Score By Period	1	2	Total
Site: Boise, Idaho (Idaho Central Arena)	Referees: Marc Beasley, Brent Meaux, Ryan Holmes	Idaho	30	34	64
		Montana	38	31	69

Idaho 64

#	Player	GS	MIN	FG	3PT	FT	ORB-DRB	REB	PF	A	TO	BLK	STL	PTS
24	Chance Garvin	*	28	3-12	1-0	2-4	1-7	8	4	1	1	0	0	7
12	Chance Garvin	*	31	4-8	4-4	0-0	0-4	4	3	3	4	0	0	12
13	DeAndre Robinson	*	31	5-9	0-3	0-1	1-4	5	2	1	1	0	0	10
01	Ja'Vary Christmas	*	34	2-6	0-2	4-4	1-6	7	3	3	3	0	1	8
02	Damen Thacker	*	32	3-8	2-6	0-2	0-2	2	4	2	5	0	1	8
32	Tanner Christensen	*	12	3-7	0-0	1-2	1-1	2	0	0	1	0	0	7
20	Ethan Kilgore	*	15	1-2	0-0	0-0	0-0	0	0	2	1	0	1	2
23	Babacar Thiorobane	*	9	0-0	0-0	0-0	0-1	1	2	0	1	1	1	0
11	Kendall Monaghan	*	8	0-2	0-1	0-0	0-1	1	0	0	0	0	0	0
TM TEAM			0	0-0	0-0	0-0	0-2	2	0	0	0	0	0	0
Totals			200	25-50	6-16	8-13	4-28	32	18	12	17	1	4	64

Team Summary	FG	3PT	FT
First Half	12-25 48.00%	3-7 42.86%	3-4 75.00%
Second Half	13-25 52.00%	3-9 33.33%	5-9 55.56%
Total	25-50 50.0%	6-16 37.5%	8-13 61.5%

Technical Fouls: none Second Chance Points: 8 Scores Tied: 1 times(s) Points in the Paint: 34 Fast Break Points: 0
Lead Changed: 0 times(s) Points off Turnovers: 12 Bench Points: 9 Largest Lead: 9 1st-14:35

Montana 69

#	Player	GS	MIN	FG	3PT	FT	ORB-DRB	REB	PF	A	TO	BLK	STL	PTS
12	WHITNEY, Brandon	*	30	4-10	0-1	5-6	2-2	4	0	4	2	0	0	13
05	BEASLEY III, Robby	*	30	4-9	0-3	4-5	0-4	4	1	0	0	0	0	12
13	BANNAN, Josh	*	34	3-8	0-1	2-2	2-4	6	3	1	4	0	0	8
00	OWENS, Kyle	*	31	2-8	2-6	2-4	1-4	5	2	1	2	0	3	8
23	ANDERSON, Mack	*	11	1-2	0-0	0-2	1-4	5	5	0	0	0	0	2
03	VAZQUEZ, Josh	*	31	5-10	5-9	6-6	0-2	2	0	0	1	0	4	21
11	PARKER, Cameron	*	21	2-5	0-0	1-2	2-1	3	0	1	1	0	1	5
10	EGUN, Eddy	*	9	0-2	0-2	0-0	0-0	0	0	1	0	0	0	0
35	CARTER-HOLLINGER, De	*	2	0-0	0-0	0-0	0-0	0	1	0	0	0	0	0
TM TEAM			0	0-0	0-0	0-0	0-1	1	0	0	0	0	0	0
Totals			200	21-54	7-22	20-27	8-22	30	12	8	10	0	8	69

Team Summary	FG	3PT	FT
First Half	14-29 48.28%	5-11 45.45%	5-9 55.56%
Second Half	7-25 28.00%	2-11 18.18%	15-18 83.33%
Total	21-54 38.9%	7-22 31.8%	20-27 74.1%

Technical Fouls: none Second Chance Points: 8 Scores Tied: 2 times(s) Points in the Paint: 18 Fast Break Points: 16
Lead Changed: 1 times(s) Points off Turnovers: 18 Bench Points: 26 Largest Lead: 15 2nd-07:33

Game #30
Mar. 6, 2020
Missoula, Mont.



Date: 03/06/21	Time: 2:03 p.m.	Score By Period	1	2	Total
Site: Missoula, Mont. (Dahlgren Arena)	Referees: Chad Shepherd, Doug Sturdivant, Ray Ames	Warner Pacific	38	24	62
		Montana	41	39	80

Warner Pacific 62

#	Player	GS	MIN	FG	3PT	FT	ORB-DRB	REB	PF	A	TO	BLK	STL	PTS
11	Isaac Ritter	*	37	7-16	4-7	4-4	0-8	8	3	2	1	0	1	23
00	Drew Magaoy	*	36	8-13	0-2	1-3	1-2	3	2	1	4	0	2	17
33	Miles Brown	*	22	2-9	1-3	0-0	0-4	4	4	0	2	0	0	5
22	Javon Peterson	*	24	0-3	0-1	2-2	0-1	1	1	1	0	0	0	2
13	Kaleb Tompkins	*	25	0-5	0-2	0-0	1-1	2	3	3	1	0	2	0
21	Christian Hodge	*	22	4-9	0-1	4-8	2-1	3	2	1	0	0	0	12
01	Darius Taylor	*	23	2-3	0-0	0-0	2-4	6	2	1	0	0	0	4
04	Joseph Brooks	*	11	0-2	0-0	0-0	0-0	0	1	0	0	0	0	0
TM TEAM			0	0-0	0-0	0-0	2-3	5	0	0	1	0	0	0
Totals			200	23-60	5-16	11-17	8-24	32	18	9	9	0	5	62

Team Summary	FG	3PT	FT
First Half	13-32 40.63%	4-12 33.33%	8-9 100.00%
Second Half	10-28 35.71%	1-4 25.00%	3-9 33.33%
Total	23-60 38.3%	5-16 31.3%	11-17 64.7%

Technical Fouls: none Second Chance Points: 3 Scores Tied: 2 times(s) Points in the Paint: 28 Fast Break Points: 8
Lead Changed: 2 times(s) Points off Turnovers: 17 Bench Points: 16 Largest Lead: 7 1st-13:07

Montana 80

#	Player	GS	MIN	FG	3PT	FT	ORB-DRB	REB	PF	A	TO	BLK	STL	PTS
12	WHITNEY, Brandon	*	30	9-15	0-1	2-3	2-1	3	2	1	3	0	1	20
13	BANNAN, Josh	*	32	6-10	1-1	5-8	0-4	4	2	2	3	2	0	18
05	BEASLEY III, Robby	*	29	5-8	1-4	3-3	0-3	3	2	0	0	0	0	14
00	OWENS, Kyle	*	20	0-2	0-0	4-6	1-4	5	1	2	0	0	0	4
23	ANDERSON, Mack	*	18	1-3	0-0	0-0	1-7	8	5	1	0	1	0	2
03	VAZQUEZ, Josh	*	25	5-8	3-4	0-0	0-9	9	3	1	1	0	2	13
10	EGUN, Eddy	*	12	1-5	1-4	2-2	0-0	0	1	0	0	0	0	5
11														

SEASON REVIEW

Game #21

Jan. 30, 2020
Portland, Ore.



88 *Griz* 81

Montana 81 • 11-10, 7-3 BSC

#	Player	Total		3-Ptr		Rebounds			PF	TP	A	TO	Blk	Stl	Min
		FG-FGA	FG-FGA	FT-FTA	Off	Def	Tot								
33	Jared Samuelson	f	1-2	0-0	0-0	0	1	1	0	2	0	2	0	0	5
01	Timmy Falls	g	6-9	2-5	0-0	0	1	1	4	14	1	1	0	1	32
02	Kendal Manuel	g	8-14	1-5	2-2	2	4	6	4	19	3	2	0	0	32
03	Josh Vazquez	g	0-1	0-1	0-0	0	0	0	1	0	1	2	0	2	13
04	Sayed Pridgett	g	6-12	0-0	2-3	1	3	4	4	14	8	4	1	0	37
00	Kyle Owens	g	1-4	0-1	2-4	1	1	2	2	4	0	0	0	0	19
10	Eddy Egun	g	2-5	2-3	0-1	0	7	7	3	6	1	0	0	2	15
23	Mack Anderson	g	2-3	0-0	1-2	1	0	1	1	5	0	1	1	0	12
35	Derrick Carter-Holli	g	6-7	1-2	4-4	1	4	5	3	17	0	2	1	1	35
	Team					0	2	2							
	Totals		32-57	6-17	11-16	6	23	29	22	81	14	14	3	6	200

FG % 1st Half: 12-25 48.0% 2nd half: 20-32 62.5% Game: 32-57 56.1% Deadball Rebounds 2
 3FG % 1st Half: 2-7 28.6% 2nd half: 4-10 40.0% Game: 6-17 35.3%
 FT % 1st Half: 4-7 57.1% 2nd half: 7-9 77.8% Game: 11-16 68.8%

Portland State 88 • 11-12, 5-6, BSC

#	Player	Total		3-Ptr		Rebounds			PF	TP	A	TO	Blk	Stl	Min
		FG-FGA	FG-FGA	FT-FTA	Off	Def	Tot								
00	Sal Nuhu	f	5-10	0-1	0-1	1	4	5	1	10	3	1	0	1	35
02	Markus Golder	f	3-8	1-3	0-0	0	1	1	3	7	1	1	1	2	22
22	Hazle, Grant	f	2-2	0-0	0-0	2	3	5	4	4	1	2	0	0	18
11	Stevens, Lamar	g	7-19	4-7	21-21	1	2	3	1	39	5	4	0	4	36
15	Ian Burke	g	2-5	1-4	0-0	1	3	4	2	5	2	0	0	1	24
03	Jersey, Satchel	g	4-6	0-0	1-1	2	0	2	3	9	1	0	1	2	24
05	Wheeler, Jamari	g	3-5	0-1	1-3	1	2	3	3	7	0	0	0	0	19
14	Lamar Hamrick	g	2-3	1-1	0-0	0	0	0	1	5	0	2	0	0	9
30	Chris Whitaker	g	1-3	0-0	0-0	1	3	4	1	2	1	1	0	1	13
	Team					2	4	6							
	Totals		29-61	7-17	23-26	11	22	33	19	88	14	13	2	11	200

FG % 1st Half: 19-34 55.9% 2nd half: 10-27 37.0% Game: 29-61 47.5% Deadball Rebounds 1
 3FG % 1st Half: 5-10 50.0% 2nd half: 2-7 28.6% Game: 7-17 41.2%
 FT % 1st Half: 6-7 85.7% 2nd half: 17-19 89.5% Game: 23-26 88.5%

Officials: Scott Brown, Jimmy Casas, Rob Kueneman
 Technical fouls: Montana-None. Portland State-None.
 Attendance: 1704

Score by periods	1st	2nd	Total
Montana	30	51	81
Portland State	49	39	88

Last FG - UM 2nd-00:12, PSU 2nd-04:05.
 Largest lead - UM None, PSU by 22 2nd-15:15.
 UM led for 00:00, PSU led for 39:34. Game was tied for 00:26.

Score tied - 0 times.
 Lead changed - 0 times.

Game #22

Feb. 1, 2020
Missoula, Mont.

Griz 78



Montana State 64 • 11-10, 5-5 BSC

#	Player	Total		3-Ptr		Rebounds			PF	TP	A	TO	Blk	Stl	Min
		FG-FGA	FG-FGA	FT-FTA	Off	Def	Tot								
11	Ladan Ricketts	f	0-2	0-1	2-2	0	0	0	0	2	0	0	0	0	28
13	Jubrilé Belo	f	0-4	0-0	0-0	2	1	3	4	0	0	3	0	0	13
31	Devin Kirby	c	0-0	0-0	0-1	0	3	3	4	0	1	2	0	0	26
04	Amin Adamu	g	3-12	0-1	3-4	0	4	4	4	9	3	2	0	1	27
05	Harald Frey	g	9-17	7-14	12-15	0	6	6	4	37	1	2	0	1	39
00	Zeke Quinlan	g	0-0	0-0	0-2	0	1	1	1	0	0	1	0	0	3
03	Finn Fleute	g	0-0	0-0	1-2	0	0	0	1	1	0	0	0	0	7
15	Mychal Paulo	g	2-4	1-2	2-2	0	3	3	0	7	1	0	0	0	26
23	Borja Fernandez	g	4-8	0-1	0-1	1	3	4	1	8	0	0	1	0	31
24	Zach Hobbs	g	0-0	0-0	0-0	0	0	0	0	0	0	0	0	0	0+
	Team					4	0	4							
	Totals		18-47	8-19	20-29	7	21	28	19	64	6	10	1	2	200

FG % 1st Half: 9-21 42.9% 2nd half: 9-26 34.6% Game: 18-47 38.3% Deadball Rebounds 4
 3FG % 1st Half: 5-10 50.0% 2nd half: 3-9 33.3% Game: 8-19 42.1%
 FT % 1st Half: 16-21 76.2% 2nd half: 4-8 50.0% Game: 20-29 69.0%

Montana 78 • 12-10, 8-3 BSC

#	Player	Total		3-Ptr		Rebounds			PF	TP	A	TO	Blk	Stl	Min
		FG-FGA	FG-FGA	FT-FTA	Off	Def	Tot								
33	Jared Samuelson	f	1-1	1-1	0-0	1	1	2	4	3	0	1	1	0	4
35	Derrick Carter-Holli	f	3-4	1-1	0-0	1	8	9	3	7	5	1	0	0	32
01	Timmy Falls	g	5-11	0-3	0-0	0	2	2	3	10	4	2	1	2	30
02	Kendal Manuel	g	4-10	4-6	0-0	0	3	3	2	12	1	2	0	0	36
04	Sayed Pridgett	g	8-17	2-2	6-6	1	4	5	3	24	5	2	1	1	39
00	Kyle Owens	g	4-6	1-2	5-8	2	4	6	4	14	0	0	0	0	25
03	Josh Vazquez	g	2-4	2-3	0-0	2	2	2	4	6	1	0	0	0	14
10	Eddy Egun	g	0-1	0-1	0-0	1	0	1	2	0	0	0	0	0	5
22	Yagizhan Selcuk	g	0-0	0-0	0-0	0	0	0	0	0	0	0	0	0	1
23	Mack Anderson	g	0-0	0-0	2-2	1	2	3	2	2	0	2	0	0	13
32	Peter Jones	g	0-0	0-0	0-0	0	0	0	0	0	0	0	0	0	1
	Team					0	1	1							
	Totals		27-54	11-19	13-16	7	27	34	27	78	16	10	3	3	200

FG % 1st Half: 19-30 63.3% 2nd half: 8-24 33.3% Game: 27-54 50.0% Deadball Rebounds 2
 3FG % 1st Half: 10-14 71.4% 2nd half: 1-5 20.0% Game: 11-19 57.9%
 FT % 1st Half: 6-8 75.0% 2nd half: 7-8 87.5% Game: 13-16 81.3%

Officials: Charles Robinson, Corban Lopez, Chad Shepherd
 Technical fouls: Montana State-None. Montana-None.
 Attendance: 7040

Score by periods	1st	2nd	Total
Montana State	39	25	64
Montana	54	24	78

Last FG - MSU 2nd-01:59, UM 2nd-01:39.
 Largest lead - MSU by 11 1st-12:49, UM by 16 1st-04:06.
 MSU led for 00:14, UM led for 38:46. Game was tied for 01:00.

Score tied - 2 times.
 Lead changed - 2 times.

Game #23

Feb. 6, 2020
Missoula, Mont.

Griz 92 *EWU* 82

Eastern Washington 82 • 15-7, 8-3 BSC

#	Player	Total		3-Ptr		Rebounds			PF	TP	A	TO	Blk	Stl	Min
		FG-FGA	FG-FGA	FT-FTA	Off	Def	Tot								
14	PEATLING, Mason	f	6-8	1-1	7-10	2	5	7	4	20	5	6	1	0	36
10	DAVISON, Jacob	g	13-22	3-4	5-8	2	5	7	3	34	4	4	0	0	40
11	PERRY, Jack	g	1-2	1-2	3-3	0	4	4	2	6	3	0	0	0	33
24	Kim Aiken Jr.	g	2-7	1-5	2-4	1	8	9	5	7	0	1	1	3	35
55	Ellis Magnuson	g	2-4	0-2	0-0	0	0	0	2	4	0	2	0	0	14
04	POLANCO, Richard	g	3-6	2-5	3-3	0	1	4	11	0	0	0	1	32	
15	GRICIUNAS, Benas	g	0-0	0-0	0-0	0	0	0	0	0	0	0	0	3	
25	Michael Meadows	g	0-0	0-0	0-0	0	0	0	1	0	0	0	0	0+	
33	Jacob Groves	g	0-1	0-0	0-0	0	0	0	1	0	0	0	0	3	
35	Tanner Groves	g	0-0	0-0	0-0	0	0	0	4	0	0	2	0	0	4
	Team					0	1	1							
	Totals		27-50	8-19	20-28	5	24	29	26	82	12	15	2	4	200

FG % 1st Half: 16-24 66.7% 2nd half: 11-26 42.3% Game: 27-50 54.0% Deadball Rebounds 3
 3FG % 1st Half: 3-6 50.0% 2nd half: 5-13 38.5% Game: 8-19 42.1%
 FT % 1st Half: 10-13 76.9% 2nd half: 10-15 66.7% Game: 20-28 71.4%

Montana 92 • 13-10, 9-3 BSC

#	Player	Total		3-Ptr		Rebounds			PF	TP	A	TO	Blk	Stl	Min
		FG-FGA	FG-FGA	FT-FTA	Off	Def	Tot								
33	Jared Samuelson	f	4-8	1-2	0-0	0	2	2	5	9	1	1	0	1	16
35	Derrick Carter-Holli	f	3-4	1-1	0-1	1	2	3	4	7	3	1	0	0	26
01	Timmy Falls	g	3-5	1-1	4-5	0	2	2	5	11	4	0	0	0	33
02	Kendal Manuel	g	5-12	3-4	5-5	0	4	4	1	18	4	2	0	1	39
04	Sayed Pridgett	g	8-17	1-3	7-8	1	7	8	4	24	4	3	0	2	34
00	Kyle Owens	g	2-5	0-2	1-2	1	0</								

SEASON REVIEW

Game #32
Mar. 11, 2021
Boise, Idaho

Griz 80  **75**

Date:	03/11/21	Score By Period	1	2	Total
Time:	9:00 p.m.	Montana	24	46	80
Site:	Boise, Idaho (Idaho Central Arena)	Weber State	34	41	75
Referees:	Justin Shannon, Gregg Morstein, Casey McClellan				

#	Player	GS	MIN	FG	3PT	FT	ORB-DRB	REB	PF	A	TO	BLK	STL	PTS
05	BEASLEY III, Robby	*	37	8-12	4-7	3-4	1-0	1	2	2	4	0	3	23
23	ANDERSON, Mack	*	23	8-10	0-0	0-0	3-4	7	4	0	2	3	0	16
13	BANNAN, Josh	*	24	4-8	1-1	1-1	0-7	7	5	2	3	0	2	10
12	WHITNEY, Brandon	*	28	3-5	1-2	0-1	0-2	2	4	2	1	0	0	7
00	Duffins, Kyle	*	22	3-4	0-0	1-2	0-3	3	1	1	0	1	0	7
11	PARKER, Cameron	*	26	4-5	0-0	2-3	0-3	3	0	5	3	0	0	10
03	VAZQUEZ, Josh	*	21	1-5	0-3	3-3	0-2	2	0	0	3	0	2	3
35	CARTER-HOLLINGER, De	*	2	1-1	0-0	0-0	0-0	0	0	0	0	0	0	2
10	EGAN, Edly	*	17	0-2	0-1	0-0	0-1	1	2	2	3	2	1	0
TM TEAM			0	0-0	0-0	0-0	0-2	2	0	0	0	0	0	0
Totals		-	200	32-52	6-14	10-14	4-24	28	18	14	19	6	8	80

Team Summary	FG	3PT	FT
First Half	15-26 57.69%	3-6 50.00%	1-1 100.00%
Second Half	17-26 65.38%	3-8 37.50%	9-13 69.23%
Total	32-52 61.5%	6-14 42.9%	10-14 71.4%

Technical Fouls: none Second Chance Points: 6 Scores Tied: 4 times(x) Points in the Paint: 46 Fast Break Points: 2
Largest Lead: 16 2nd-06:04

Weber State 75

#	Player	GS	MIN	FG	3PT	FT	ORB-DRB	REB	PF	A	TO	BLK	STL	PTS
05	Sasho Sasho Javara	*	38	8-16	2-6	0-0	1-3	4	3	2	1	0	4	18
34	Cody Carlson	*	28	5-9	2-4	6-8	1-3	4	1	0	1	1	0	18
12	Isiah Brown	*	31	2-9	1-6	5-7	0-4	4	4	2	3	0	1	10
00	Zahr Porter	*	33	3-8	1-5	0-0	1-0	1	2	1	1	0	2	7
11	Michal Kozak	*	25	3-7	0-1	0-0	0-4	4	0	1	3	0	0	6
02	Dillon Jones	*	22	3-7	0-0	7-7	1-5	6	1	3	3	0	3	13
03	KJ Cunningham	*	19	1-1	1-1	0-0	0-0	0	2	0	0	0	0	3
21	Dontay Bassett	*	4	0-1	0-0	0-0	1-0	1	0	0	0	0	0	0
TM TEAM			0	0-0	0-0	0-0	4-0	4	0	0	0	0	0	0
Totals		-	200	25-58	7-23	18-22	9-19	28	13	9	12	1	10	75

Team Summary	FG	3PT	FT
First Half	13-26 50.00%	2-6 33.33%	6-8 75.00%
Second Half	12-32 37.50%	5-17 29.41%	12-14 85.71%
Total	25-58 43.1%	7-23 30.4%	18-22 81.8%

Technical Fouls: (1) Zahr Porter Second Chance Points: 10 Scores Tied: 3 times(x) Points in the Paint: 34 Fast Break Points: 16
Largest Lead: 4 times(x) Points off Turnovers: 20 Bench Points: 16

Game #33
Mar. 12, 2021
Boise, Idaho

Griz 50  **78**

Date:	03/12/21	Score By Period	1	2	Total
Time:	8:00 p.m.	Montana	15	35	50
Site:	Boise, Idaho (Idaho Central Arena)	Eastern Washington	44	34	78
Referees:	Rick Bassett, Casey McClellan, Greg Nixon				

#	Player	GS	MIN	FG	3PT	FT	ORB-DRB	REB	PF	A	TO	BLK	STL	PTS
23	ANDERSON, Mack	*	26	4-7	0-0	1-2	0-0	0	2	1	1	0	1	9
00	OWENS, Kyle	*	22	2-8	1-6	2-2	1-3	4	2	0	1	1	1	7
05	BEASLEY III, Robby	*	29	2-6	1-3	0-0	0-3	3	3	3	1	0	2	5
12	WHITNEY, Brandon	*	23	1-4	1-2	0-0	1-0	1	1	0	1	0	0	3
13	BANNAN, Josh	*	23	1-8	0-2	0-0	0-10	10	4	1	2	0	0	2
11	PARKER, Cameron	*	27	7-10	1-2	0-2	0-0	0	1	3	1	0	1	15
35	CARTER-HOLLINGER, De	*	14	2-7	1-2	0-0	0-1	1	1	0	1	0	0	5
24	BROWN III, Freddy	*	4	1-2	0-1	2-4	0-1	1	0	0	0	0	1	4
03	VAZQUEZ, Josh	*	17	0-3	0-2	0-0	0-0	0	0	1	1	0	0	0
10	EGAN, Edly	*	5	0-3	0-3	0-0	0-2	2	0	1	0	0	1	0
TM TEAM			0	0-0	0-0	0-0	3-0	3	0	0	0	0	0	0
Totals		-	200	20-58	5-23	5-10	5-20	25	14	10	9	1	7	50

Team Summary	FG	3PT	FT
First Half	6-28 21.43%	3-10 30.00%	0-0 0.00%
Second Half	14-30 46.67%	2-13 15.38%	5-10 50.00%
Total	20-58 34.5%	5-23 21.7%	5-10 50.0%

Technical Fouls: none Second Chance Points: 4 Scores Tied: 0 times(x) Points in the Paint: 22 Fast Break Points: 4
Largest Lead: 13 Points off Turnovers: 13 Bench Points: 24

Eastern Washington 78

#	Player	GS	MIN	FG	3PT	FT	ORB-DRB	REB	PF	A	TO	BLK	STL	PTS
33	Jacob Groves	*	27	10-13	1-2	0-0	1-3	4	0	2	0	0	0	21
35	Tanner Groves	*	24	8-14	2-3	0-2	1-3	4	3	3	3	2	0	18
24	Kim Arken Jr.	*	27	2-2	1-1	3-4	0-10	10	0	2	0	1	2	8
25	Michael Meadows	*	19	1-4	0-1	0-0	1-2	3	2	2	1	0	0	2
11	Jack Perry	*	14	0-0	0-0	0-0	0-1	1	2	0	0	0	0	0
15	Tyler Robertson	*	18	4-6	1-2	0-0	0-2	2	3	4	5	0	1	9
55	Ella Magnuson	*	17	3-3	1-1	2-2	0-0	0	1	3	1	0	0	9
10	Jacob Davison	*	20	2-5	1-2	0-0	1-7	8	0	0	0	0	0	5
04	Isiah Amato	*	8	1-3	0-1	1-2	0-3	3	1	0	1	0	0	3
02	Steele Venters	*	11	0-4	0-3	2-2	0-0	0	1	0	1	0	1	2
23	Jordan Veening	*	7	0-0	0-0	1-2	0-1	1	0	0	0	0	1	1
21	Victor Radocaj	*	4	0-0	0-0	0-0	0-1	1	2	0	1	0	0	0
05	Casson Rouse	*	4	0-1	0-0	0-0	0-1	1	0	0	0	0	0	0
TM TEAM			0	0-0	0-0	0-0	1-1	2	0	0	0	0	0	0
Totals		-	200	31-55	7-16	9-14	5-35	40	15	16	13	3	5	78

Team Summary	FG	3PT	FT
First Half	18-29 62.07%	5-6 83.33%	3-4 75.00%
Second Half	13-26 50.00%	2-10 20.00%	6-10 60.00%
Total	31-55 56.4%	7-16 43.8%	9-14 64.3%

Technical Fouls: none Second Chance Points: 4 Scores Tied: 0 times(x) Points in the Paint: 31 Fast Break Points: 0

MONTANA

PARTY TIME

The next time you need to plan an event of any size, go where the Griz go.

Official Tent Company of the Montana Grizzlies



just for U

IS NOW

Albertsons

SAFEWAY



New name, new perks.



Albertsons or Safeway for U™ is everything you love about just for U® with all new deals, rewards & perks.*



Scan to download the Albertsons or Safeway app.

*Visit [Albertsons.com/foru](https://www.albertsons.com/foru) or [Safeway.com/foru](https://www.safeway.com/foru) for program details.



Great Floors

407 S. Catlin St., Missoula, MT 59801



GREAT FLOORS IS PROUD TO BE A SPONSOR OF THE GRIZ HOME TEAM!

For 50 years, Great Floors has offered the Northwest's largest selection of floor coverings and countertops. With our low-price guarantee and easy financing, you know you're getting the best value on flooring whether you're building new or remodeling your existing home.

VISIT GREATFLOORS.COM TO LEARN MORE



RECORD BOOK

INDIVIDUAL RECORDS

SINGLE-SEASON RECORDS

HIGHEST SCORING AVERAGE

24.2, Michael R. Richardson
(1977-78, 27g)

MOST REBOUNDS

393, Ray Howard (1954-55)

MOST ASSISTS

199, Travis DeCuire (1993-94)

MOST MADE FIELD GOALS

276, Bob Cope (1959-60)

HIGHEST FIELD-GOAL PERCENTAGE

66.2%, Steve Vanek
(1986-87, 137-of-207)

MOST MADE FREE THROWS

204, Larry Krystkowiak (1984-85)

HIGHEST FREE-THROW PERCENTAGE

89.9%, Jeremy Lake
(1992-93, 71-of-79)

MOST MADE 3-POINTERS

98, David Bell (2001-02 and 2002-03)

HIGHEST 3-POINT PERCENTAGE

49.5%, Mike Warhank
(1999-2000, 52-of-105)

MOST STEALS

90, J.R. Camel (1997-98)

MOST BLOCKS

95, Brian Qvale (2010-11)

Big Sky Conference record

SINGLE-GAME RECORDS

MOST POINTS

42, Anthony Johnson
(vs. Weber State, 2010)

MOST REBOUNDS

26, Russ Sheriff (vs. Gonzaga, 1958)

MOST ASSISTS

14, Nate DuChesne
(vs. Simon Fraser, 1989)

MOST FIELD GOALS MADE

18, M.R. Richardson
(vs. Montana State, 1976)

18, Ron Moore
(vs. Montana State, 1968)

HIGHEST FIELD GOAL PERCENTAGE

1.000 (14-of-14), Matt Kempfert
(at Boise State, 1995)

MOST FREE THROWS MADE

20, Ron Moore (vs. Gonzaga, 1968)

MOST MADE 3-POINTERS

9, Mike Warhank
(at Eastern Washington, 1998)

MOST STEALS

10, Delvon Anderson
(vs. Simon Fraser, 1991)

MOST BLOCKS

7, Daren Engellant
(vs. Boise State, 1991)

TEAM RECORDS

SINGLE-SEASON RECORDS

MOST POINTS

2,665 (2018-19, 35 games)

HIGHEST SCORING AVERAGE

83.6 (1965-66, 2,006 points in 24 games)

MOST REBOUNDS

1,257 (2017-18, 34 games)

HIGHEST FIELD-GOAL PERCENTAGE

51.5% (1986-87, 801-of-1,554)

HIGHEST FREE-THROW PERCENTAGE

76.7% (2012-13, 499-of-651)

HIGHEST 3-POINT PERCENTAGE

40.3% (1985-86, 77-of-191)

MOST CONSECUTIVE WINS

14 (2011-12)

SINGLE-GAME RECORDS

HIGHEST SCORE

111 (vs. Idaho State, 1966)

HIGHEST OPPONENT SCORE

124 (Idaho State, 1970)

HIGHEST FIELD-GOAL PERCENTAGE

71.7% (vs. Washington State, 1968)

MOST MADE FIELD GOALS

51 (vs. Idaho State, 1966)

MOST MADE 3-POINT SHOTS

16 (at Portland State, 2002)

MOST MADE FREE THROWS

36 (vs. Montana State, 1982)

CAREER RECORDS

TOP-10 SCORING

1. Larry Krystkowiak (1982-86)	2,017
2. M.R. Richardson (1974-78)	1,827
3. Bob Cope (1946-50)	1,810
4. Sayeed Pridgett (2016-20)	1,679
5. Kareem Jamar (2011-14)	1,673
6. Kevin Criswell (2002-06)	1,663
7. Ahmaad Rorie (2016-19)	1,654
8. Michael Oguine (2015-19)	1,647
9. Andrew Strait (2005-08)	1,617
10. .. Wayne Tinkle (1985-89)	1,500

TOP-10 REBOUNDING

1. Larry Krystkowiak (1982-86)	1,105
2. Daren Engellant (1989-92)	874
3. Ken McKenzie (1972-75)	859
4. Wayne Tinkle (1985-89)	836
5. Shawn Samuelson (1993-96)	791
6. Russell Sheriff (1955-58)	788
7. Steve Lowry (1960-62)	763
8. Brian Qvale (2007-10)	721
9. Jordan Hasquet (2006-09)	718
10. .. Andrew Strait (2005-08)	711

TOP-10 ASSISTS

1. Travis DeCuire (1991-94)	435
2. Shane Christensen (1999-02)	431
3. Scott Zanon (1984-87)	411
4. Kareem Jamar (2011-14)	407
5. Will Cherry (2010-13)	397
6. M. R. Richardson (1974-78)	372
7. Marc Glass (1980-84)	369
8. J.R. Camel (1996-98)	365
9. Ahmaad Rorie (2016-19)	364
10. .. Roger Fasting (1988-92)	363

TOP FIELD-GOAL PERCENTAGE

1. Steve Vanek (1984-87), 195-of-311627
--	------

FREE THROWS MADE

1. Larry Krystkowiak (1982-86)	619
---	-----

TOP-5 FREE-THROW PERCENTAGE

1. Kendal Manuel (2018-20); 136-154883
2. Anthony Johnson (2008-10); 364-417873
3. Jeremy Lake (1992-95); 225-261862
4. Mike Warhank (1997-00); 75-209837
5. Ahmaad Rorie (2016-19); 285-342833

3-POINTERS MADE

1. Kevin Criswell (2002-06)	218
--	-----

TOP-5 STEALS

1. Will Cherry (2010-2013)	265
2. J.R. Camel (1995-98)	215
3. Michael Oguine (2015-19)	160
4. Chris Spoja (1994-97)	151
5. Doug Selvig (1981-84)	147

MOST BLOCKS

1. Brian Qvale (2008-11)	247
-------------------------------------	-----

Larry Krystkowiak is Montana's single-season and career points leader. He was a three-time Big Sky Player of the Year.

SEASON RECORDS - SCORING 1948-PRESENT

YEAR	NAME	TOTAL PTS.	PPG	YEAR	NAME	TOTAL PTS.	PPG
2020-21	Kyle Owens	293	10.5	1983-84	Larry Krystkowiak	539	18.0
2019-20	Sayed Pridgett	613	19.8	1982-83	Derrick Pope	520	17.9
2018-19	Sayed Pridgett	528	15.1	1981-82	Derrick Pope	471	17.4
2017-18	Ahmaad Rorie	584	17.2	1980-81	Craig Zanon	475	17.0
2016-17	Ahmaad Rorie	547	17.6	1979-80	Craig Zanon	377	15.1
2015-16	Martin Breunig	624	18.9	1978-79	Allan Nielsen	355	13.9
2014-15	Jordan Gregory	562	17.0	1977-78	Micheal Ray Richardson	653	24.2[^]
2013-14	Kareem Jamar	565	18.8	1976-77	Micheal Ray Richardson	500	19.2
2012-13	Mathias Ward	356	14.8	1975-76	Micheal Ray Richardson	456	18.2
2011-12	Will Cherry	505	15.8	1974-75	Ken McKenzie	518	17.9
2010-11	Brian Qvale	478	14.9	1973-74	Ken McKenzie	505	18.7
2009-10	Anthony Johnson	614	19.2	1972-73	Mike Murray	438	16.8
2008-09	Anthony Johnson	509	17.6	1971-72	Mike Murray	381	14.7
2007-08	Jordan Hasquet	411	13.7	1970-71	Ray Howard	332	13.8
2006-07	Andrew Strait	450	15.0	1969-70	Dave Gustafson	506	19.5
2005-06	Andrew Strait	516	16.6	1968-69	Harold Ross	479	18.4
2004-05	Kamarr Davis	349	15.2	1967-68	Don Parsons	286	11.9
2003-04	Kamarr Davis	394	14.1	1966-67	Dennis Biletchnikof	363	15.1
2002-03	David Bell	529	17.6	1965-66	John Holliday	248	17.8
2001-02	David Bell	425	13.7	1964-65	Ed Samelton	478	18.4
2000-01	Dan Trammel	336	12.4	1963-64	Tim Aldrich	297	14.1
1999-00	Matt Williams	539	19.2	1962-63	Ray Lucien	260	10.8
1998-99	Matt Williams	410	15.2	1961-62	Steve Lowry	363	15.1
1997-98	J.R. Camel	342	11.8	1960-61	Bob O'Billovich	328	14.3
1996-97	J.R. Camel	306	11.3	1959-60	Dan Balko	397	16.6
1995-96	Shawn Samuelson	447	16.0	1958-59	Dan Balko	390	16.3
1994-95	Matt Kempfert	407	14.0	1957-58	Jim Powell	288	13.1
1993-94	Matt Kempfert	361	13.4	1956-57	Zip Rhoades	316	14.4
1992-93	Jeremy Lake	294	10.5	1955-56	Ed Argenbright	428	16.5
1991-92	Delvon Anderson	448	14.5	1954-55	Ray Howard	446	17.2
1990-91	Kevin Kearney	568	18.3	1953-54	Ed Argenbright	337	12.5
1989-90	John Reckard	367	12.7	1952-53	Charles Davis	437	17.5
1988-89	Wayne Tinkle	529	17.1	1951-52	Charles Davis	369	14.2
1987-88	Wayne Tinkle	470	16.2	1950-51	Robert Hasquet	388	12.5
1986-87	Scott Zanon	496	17.1	1949-50	Bob Cope	701	22.7
1985-86	Larry Krystkowiak	709[^]	22.2	1947-48	Bob Cope	509	15.9
1984-85	Larry Krystkowiak	632	21.1				

[^] UM Record

ANNUAL LEADERS - REBOUNDED 1954-PRESENT

YEAR	NAME	TOTAL REBS.	RPG	YEAR	NAME	TOTAL REBS.	RPG
2020-21	Josh Bannan	166	5.9	1986-87	Wayne Tinkle	258	8.9
2019-20	Sayeed Pridgett	222	7.2	1985-86	Larry Krystkowiak	364	11.4
2018-19	Michael Oguine	183	5.4	1984-85	Larry Krystkowiak	306	10.2
2017-18	Jamar Akoh	225	6.6	1983-84	Larry Krystkowiak	315	10.5
2016-17	Fabijan Krslovic	206	6.4	1982-83	Derrick Pope	247	8.5
2015-16	Martin Breunig	298	9.0	1981-82	Derrick Pope	223	8.3
2014-15	Martin Breunig	233	7.3	1980-81	Rod Brandon	148	5.5
2013-14	Kareem Jamar	169	5.6	1979-80	John Stroeder	162	6.8
2012-13	Kareem Jamar	188	5.9	1978-79	John Stroeder	211	7.8
2011-12	Kareem Jamar	178	5.6	1977-78	Micheal Ray Richardson	185	6.9
2010-11	Brian Qvale	281	8.8	1976-77	Michael J. Richardson	273	11.3
2009-10	Brian Qvale	214	7.1	1975-76	Michael J. Richardson	203	8.1
2008-09	Jordan Hasquet	174	6.0	1974-75	Ken McKenzie	311	10.7
2007-08	Jordan Hasquet	215	7.2	1973-74	Ken McKenzie	301	11.1
2006-07	Jordan Hasquet	204	6.4	1972-73	Ken McKenzie	247	9.5
2005-06	Andrew Strait	192	6.4	1971-72	Ray Howard	224	9.7
2005-06	Andrew Strait	197	6.4	1970-71	Ray Howard	268	11.2
2004-05	Kamarr Davis	141	6.1	1969-70	Howard Clark	189	7.3
2003-04	Kamarr Davis	176	6.3	1968-69	George Yule	182	7.3
2002-03	Marcus Rosser	215	7.2	1967-68	Don Parsons	212	8.8
2001-02	Dan Trammel	206	6.6	1966-67	Norm Clark	240	10.0
2000-01	Dan Trammel	210	7.8	1965-66	Norm Clark	232	9.7
1999-00	Matt Williams	287	10.2	1964-65	Ed Samelton	204	7.8
1998-99	Matt Williams	214	7.9	1963-64	John Quist	150	6.5
1997-98	Ryan Dick	204	7.0	1962-63	Steve Lowry	163	10.2
1996-97	Ryan Dick	219	6.8	1961-62	Steve Lowry	276	11.6
1995-96	Shawn Samuelson	207	7.4	1960-61	Steve Lowry	321	14.0
1994-95	Shawn Samuelson	238	8.2	1959-60	Duane Ruegsegger	223	10.6
1993-94	Shawn Samuelson	237	8.5	1958-59	Darrol Dunham	292	12.1
1992-93	Matt Kempfert	143	5.5	1957-58	Russ Sheriff	289	13.1
1991-92	Daren Engellant	272	8.8	1956-57	Russ Sheriff	200	10.0
1990-91	Daren Engellant	269	8.7	1955-56	Russ Sheriff	299	11.5
1989-90	Daren Engellant	201	7.2	1954-55	Ray Howard	393[^]	15.1[^]
1988-89	Wayne Tinkle	268	8.7	1953-54	Eddie Anderson	166	6.4
1987-88	Wayne Tinkle	243	8.4				

[^] UM Record

ANNUAL LEADERS - ASSISTS 1970-PRESENT

YEAR	NAME	ASSISTS	AVG.	YEAR	NAME	ASSISTS	AVG.
2020-21	Cameron Parker	132	4.7	1994-95	Shane Belnap	128	4.3
2019-20	Sayeed Pridgett	120	3.9	1993-94	Travis DeCuire	199[^]	7.1[^]
2018-19	Ahmaad Rorie	142	4.1	1992-93	Travis DeCuire	150	5.4
2017-18	Ahmaad Rorie	125	3.7	1991-92	Keith Crawford	128	4.1
2016-17	Ahmaad Rorie	97	3.1	1991-90	Roger Fasting	133	4.3
2015-16	Walter Wright	152	4.6	1989-90	Eric Jordan	104	4.3
2014-15	Mario Dunn	126	3.8	1988-89	Nate DuChesne	129	4.2
2013-14	Kareem Jamar	121	4.0	1987-88	Nate DuChesne	138	4.8
2012-13	Kareem Jamar	129	4.0	1986-87	Scott Zanon	170	5.9
2011-12	Kareem Jamar	118	3.7	1985-86	Scott Zanon	174	5.4
2010-11	Will Cherry	128	4.3	1984-85	Leroy Washington	122	4.1
2009-10	Anthony Johnson	95	3.4	1983-84	Marc Glass	145	4.8
2008-09	Anthony Johnson	90	3.1	1982-83	Doug Selvig	121	4.2
2007-08	Ceylon Elgin-Taylor	106	3.5	1982-81	Doug Selvig	97	3.7
2006-07	Bryan Ellis	131	4.2	1980-81	Blaine Taylor	102	4.4
2005-06	Virgil Matthews	125	4.0	1979-80	Blaine Taylor	104	3.7
2004-05	Matt Martin	104	3.5	1978-79	Blaine Taylor	84	3.1
2003-04	Derrick Mansell	111	4.1	1977-78	Micheal Ray Richardson	96	3.8
2002-03	David Bell	84	2.7	1976-77	No Record	----	----
2001-02	Shane Christensen	133	4.8	1975-76	Micheal Ray Richardson	95	3.8
2000-01	Shane Christensen	123	4.6	1974-75	Tom Peck	111	3.8
1999-00	Shane Christensen	138	4.9	1973-74	No Record	----	----
1998-99	Cory Reiser	121	4.5	1972-73	No Record	----	----
1997-98	J.R. Camel	170	5.9	1971-72	No Record	----	----
1996-97	J.R. Camel	124	4.6	1970-71	Mike Vernon	25	1.1
1995-96	Shane Belnap	185	6.6	1969-70	Dave Gustafson	86	3.3

[^] UM Record

ANNUAL LEADERS - FREE THROWS MADE 1971-PRESENT

YEAR	NAME	FTS	YEAR	NAME	FTS	YEAR	NAME	FTS
2020-21	Kyle Owens	67	2002-03	David Bell	107	1985-86	Scott Zanon	61
	Brandon Whitney	67	2001-02	Dan Trammel	89	1984-85	Larry Krystkowiak	204[^]
2019-20	Sayeed Pridgett	101	2000-01	Travis Greenwalt	90	1983-84	Larry Krystkowiak	169
2018-19	Michael Oguine	118	1999-00	Matt Williams	156	1982-83	Derrick Pope	130
2017-18	Michael Oguine	137	1998-99	Matt Williams	122	1981-82	Derrick Pope	105
2016-17	Ahmaad Rorie	100	1997-98	J.R. Camel	86	1980-81	Craig Zanon	161
2015-16	Martin Breunig	165	1996-97	Brandon Dade	70	1979-80	Craig Zanon	133
2014-15	Jordan Gregory	123	1995-96	Shawn Samuelson	126	1978-79	No Data	----
2013-14	Kareem Jamar	156	1994-95	Matt Kempfert	118	1977-78	Michael R. Richardson	101
2012-13	Kareem Jamar	103	1993-94	Shawn Samuelson	116	1976-77	No Data	----
2011-12	Will Cherry	132	1992-93	Jeremy Lake	79	1975-76	Michael R. Richardson	82
2010-11	Will Cherry	121	1991-92	Roger Fasting	100	1974-75	Eric Hays	75
2009-10	Anthony Johnson	202	1990-91	Gary Kane	51	1973-74	No Data	----
2008-09	Anthony Johnson	162	1989-90	John Reckard	53	1972-73	No Data	----
2007-08	Jordan Hasquet	87	1988-89	Wayne Tinkle	142	1971-72	No Data	----
2006-07	Jordan Hasquet	72	1987-88	Steve Vanek	103	1970-71	Ray Howard	55
2005-06	Kevin Criswell	135	1986-87	Incomplete Data	----			
2004-05	Kamarr Davis	84						
2003-04	Kamarr Davis	132						

[^] UM Record**ANNUAL LEADERS - BLOCKS 1985-PRESENT**

YEAR	NAME	BLKS	YEAR	NAME	BLKS	YEAR	NAME	BLKS
2020-21	Mack Anderson	19	2006-07	Andrew Strait	35	1993-94	Shawn Samuelson	31
2019-20	Derrick Carter-Hollinger	24	2005-06	Matt Dlouhy	27	1992-93	Matt Kempfert	23
2018-19	Bobby Moorehead	27		Andrew Strait	27	1991-92	Daren Engellant	65
2017-18	Jamar Akoh	23	2004-05	John Seyfert	27	1990-91	Daren Engellant	71
2016-17	Fabijan Krslovic	20	2003-04	John Seyfert	23	1989-90	Daren Engellant	20
2015-16	Martin Breunig	37	2002-03	Marcus Rosser	31	1988-89	Daren Engellant	26
2014-15	Martin Breunig	27	2001-02	Dan Trammel	41	1987-88	Wayne Tinkle	17
2013-14	Andy Martin	18	2000-01	Dan Trammel	30	1986-87	No Data	----
2012-13	Kareem Jamar	21	1999-00	Dominque Davis	35	1985-86	Larry McBride	34
	Andy Martin	21	1998-99	Bob Olson	15	1984-85	Larry McBride	66
2011-12	Derek Selvig	35	1997-98	Bob Olson	13			
2010-11	Brian Qvale	95[^]	1996-97	Bob Olson	16			
2009-10	Brian Qvale	61	1995-96	Brent Smith	35			
2008-09	Brian Qvale	52	1994-95	Matt Kempfert	34			
2007-08	Brian Qvale	39						

[^] UM Record**ANNUAL LEADERS - 3-POINTERS MADE 1988-PRESENT**

YEAR	NAME	3-PTRS	YEAR	NAME	3-PTRS	YEAR	NAME	3-PTRS
2020-21	Josh Vazquez	44	2007-08	Matt Martin	65	1995-96	Shane Belnap	40
2019-20	Kendal Manuel	59		Ryan Staudacher	65	1994-95	Jeremy Lake	76
2018-19	Ahmaad Rorie	63	2006-07	Matt Dlouhy	57	1993-94	Jeremy Lake	62
2017-18	Ahmaad Rorie	59	2005-06	Kevin Criswell	70	1992-93	Jeremy Lake	49
2016-17	Ahmaad Rorie	63	2004-05	Matt Martin	56	1991-92	Delvon Anderson	42
2015-16	Brandon Gfeller	72	2003-04	Kevin Criswell	46	1990-91	Gary Kane	68
2014-15	Jordan Gregory	87	2002-03	David Bell	98[^]	1989-90	John Reckard	31
2013-14	Jordan Gregory	62	2001-02	David Bell	98[^]	1988-89	John Reckard	53
2012-13	Mike Weisner	40	2000-01	Jared Buckmaster	59	1987-88	Nate DuChesne	20
2011-12	Will Cherry	51	1999-00	Mike Warhank	70			
2010-11	Derek Selvig	39	1998-99	Mike Warhank	49			
2009-10	Ryan Staudacher	70	1997-98	Mike Warhank	52			
2008-09	Ryan Staudacher	56	1996-97	Kirk Walker	54			

[^] UM Record**ANNUAL LEADERS - TOP 10 SCORING**

NAME	TOTAL	YEAR	NAME	TOTAL	YEAR
1. Larry Krystkowiak	709	1985-86	6. Anthony Johnson	615	2009-10
2. Bob Cope	703	1949-50	7. Sayeed Pridgett	613	2019-20
3. Micheal Ray Richardson	653	1977-78	8. Ahmaad Rorie	584	2017-18
4. Larry Krystkowiak	632	1984-85	9. Kareem Jamaar	565	2013-14
5. Martin Breunig	624	2015-16	10. Jordan Gregory	562	2014-15

2,000-POINT CLUB



Larry Krystkowiak – 2,017

YEAR	G	FGM	FTM	TP	AVG
1982-83	28	42	53	137	4.9
1983-84	30	185	169	539	18.0
1984-85	30	214	204	632	21.1
1985-86	32	258	193	709	22.2
Totals	120	699	619	2,017	16.8



1,000-POINT CLUB



M.R. Richardson – 1,827

Year	G	FGM	FTM	TP	AVG
1974-75	29	92	34	218	7.5
1975-76	25	187	82	456	18.2
1976-77	26	221	58	500	19.2
1977-78	27	272	109	653	24.2
Totals	107	772	283	1827	17.1



Ahmaad Rorie – 1,654

Year	G	FGM	FTM	TP	AVG
2016-17	31	192	100	547	17.6
2017-18	34	206	113	584	17.2
2018-19	35	194	72	523	14.9
Totals	100	592	285	1,654	16.5




Bob Cope – 1,810

Year	G	FGM	FTM	TP	AVG
1946-47	28	61	53	175	6.3
1947-48	32	185	139	509	15.9
1948-49	25	156	111	423	16.9
1949-50	31	277	149	703	22.7
Totals	116	679	452	1,810	15.6



Michael Oguine – 1,647

Year	G	FGM	FTM	TP	AVG
2015-16	33	117	98	363	11.0
2016-17	26	99	93	310	11.9
2017-18	34	177	137	537	15.8
2018-19	34	142	118	437	12.9
Totals	127	535	446	1,647	13.0



Sayeed Pridgett – 1,210

Year	G	FGM	FTM	TP	AVG
2016-17	31	99	52	251	8.1
2017-18	34	122	40	287	8.4
2018-19	35	230	49	528	15.1
2019-20	31	250	101	613	19.8
Totals	131	701	242	1,679	12.8



Andrew Strait – 1,617

Year	G	FGM	FTM	TP	AVG
2005-06	31	122	27	250	8.1
2006-07	32	193	72	417	13.0
2007-08	30	187	87	411	13.7
2008-09	29	114	50	318	11.0
Totals	122	504	236	1,396	11.4



Kareem Jamar – 1,673

Year	G	FGM	FTM	TP	AVG
2010-11	27	79	30	218	8.1
2011-12	32	147	92	435	13.6
2012-13	32	157	103	455	14.2
2013-14	30	182	156	565	18.8
Totals	121	565	381	1,673	13.8



Wayne Tinkle – 1,500

Year	G	FGM	FTM	TP	AVG
1985-86	30	28	17	73	2.4
1986-87	29	165	98	428	14.8
1987-88	29	180	117	470	16.2
1988-89	31	196	142	529	17.1
Totals	119	557	374	1,500	12.6



Kevin Criswell – 1,663

Year	G	FGM	FTM	TP	AVG
2002-03	30	206	102	452	15.1
2003-04	28	151	87	343	12.2
2004-05	30	146	117	369	12.3
2005-06	31	147	135	499	16.1
Totals	119	650	441	1,663	14.0



Will Cherry – 1,484

Year	G	FGM	FTM	PTS	AVG
2009-10	32	100	58	264	8.3
2010-11	30	139	121	422	14.1
2011-12	32	161	132	505	15.8
2012-13	22	89	94	293	13.3
Totals	116	489	405	1,484	12.8

1,000 POINT CLUB



Jordan Hasquet – 1,396

Year	G	FGM	FTM	TP	AVG
2005-06	31	122	27	250	8.1
2006-07	32	193	72	417	13.0
2007-08	30	187	87	411	13.7
2008-09	29	114	50	318	11.0
Totals	122	504	236	1,396	11.4



Charles Davis – 1,214

Year	G	FGM	FTM	TP	AVG
1946-47	-	97	58	252	-
1950-51	-	56	44	156	-
1951-52	-	127	115	369	-
1952-53	-	139	159	437	-
Totals	-	419	376	1,214	-



Ken McKenzie – 1,321

Year	G	FGM	FTM	TP	AVG
1972-73	26	129	54	312	12.0
1973-75	26	216	59	491	18.9
1974-75	29	230	58	518	17.9
Totals	81	575	171	1321	16.3



Martin Breunig – 1,158

Year	G	FGM	FTM	TP	AVG
2014-15	32	214	104	534	16.7
2015-16	33	228	165	624	18.9
Totals	65	442	269	1,158	17.8



Shawn Samuelson – 1,293

Year	G	FGM	FTM	TP	AVG
1992-93	26	49	34	132	5.1
1993-94	26	105	116	323	11.5
1994-95	29	146	113	391	13.5
1995-96	28	167	126	447	16.0
Totals	111	437	389	1,293	11.7



Matt Kempfert – 1,131

Year	G	FGM	FTM	TP	AVG
1991-92	31	48	23	119	3.8
1992-93	26	97	50	244	9.4
1993-94	27	134	93	361	13.4
1994-95	29	145	118	407	14.0
Totals	113	423	284	1,131	10.0



Derrick Pope – 1,289

Year	G	FGM	FTM	TP	AVG
1979-80	25	35	48	116	4.6
1980-81	26	74	36	182	7.0
1981-82	27	185	105	471	17.4
1982-83	29	205	130	520	17.9
Totals	107	485	319	1,289	12.0



Anthony Johnson – 1,124

Year	G	FGM	FTM	TP	AVG
2008-09	29	164	162	509	17.6
2009-10	32	184	202	615	19.2
Totals	61	348	364	1,124	18.4



Lou Rocheleau – 1,235

Year	G	FGM	FTM	TP	AVG
1945-46	-	140	49	329	-
1946-47	-	114	45	273	-
1947-48	-	118	63	299	-
1948-49	-	142	50	334	-
Totals	-	514	207	1,235	-



Chris Spoja – 1,111

Year	G	FGM	FTM	TP	AVG
1993-94	27	99	37	222	8.2
1994-95	29	142	61	313	10.8
1995-96	28	129	57	288	10.3
1996-97	30	131	47	288	9.6
Totals	114	408	202	1,111	9.8



Jordan Gregory – 1,234

Year	G	FGM	FTM	TP	AVG
2011-12	18	4	3	13	0.7
2012-13	30	73	59	246	8.2
2013-14	30	127	97	413	13.8
2014-15	32	176	123	562	17.0
Totals	111	380	282	1,234	11.2



Ed Argenbright – 1,100

Year	G	FGM	FTM	TP	AVG
1953-54	27	131	75	337	12.5
1954-55	26	113	109	335	12.9
1955-56	26	155	118	428	16.5
Totals	79	399	302	1,100	13.9



Darren Engellant – 1,224

Year	G	FGM	FTM	TP	AVG
1988-89	29	70	32	171	5.9
1989-90	28	122	35	278	9.9
1990-91	31	137	84	356	11.5
1991-92	31	168	93	419	13.5
Totals	119	483	244	1,224	10.3



Marc Glass – 1,091

Year	G	FGM	FTM	TP	AVG
1980-81	28	64	52	180	6.4
1981-82	27	84	85	253	9.4
1982-83	29	100	102	303	10.4
1983-84	30	128	99	355	11.8
Totals	114	376	338	1,091	9.6



Craig Zanon – 1,071

Year	G	FGM	FTM	TP	AVG
1977-78	18	11	10	32	1.8
1978-79	26	65	57	187	7.2
1979-80	25	121	135	377	15.1
1980-81	28	157	161	475	17.0
Totals	97	354	363	1,071	11.0



Mike Warhank – 1,046

Year	G	FGM	FTM	TP	AVG
1996-97	30	31	13	93	3.1
1997-98	30	88	33	261	8.7
1998-99	27	101	52	303	11.2
1999-00	28	121	77	389	13.9
Totals	115	341	175	1,046	9.1



Scott Zanon – 1,070

Years	G	FGM	FTM	TP	AVG
1983-84	12	3	8	14	1.3
1984-85	30	60	55	188	6.3
1985-86	32	133	61	372	12.0
1986-87	29	163	89	496	17.1
Totals	102	359	213	1,070	10.5



Brian Qvale – 1,046

Year	G	FGM	FTM	TP	AVG
2007-08	26	44	15	103	4.0
2008-09	29	62	39	159	5.5
2009-10	30	120	66	306	10.2
2010-11	32	189	100	478	14.9
Totals	117	415	220	1,046	8.9



Roger Fasting – 1,047

Years	G	FGM	FTM	TP	AVG
1987-88	26	16	23	55	2.1
1989-90	29	109	84	284	9.8
1990-91	31	149	73	346	11.2
1991-92	30	148	100	362	12.1
Totals	116	345	280	1,047	9.0



Jeremy Lake – 1,036

Years	G	FGM	FTM	TP	AVG
1991-92	16	8	20	40	2.5
1992-93	28	87	71	294	10.5
1993-94	28	102	53	319	11.4
1994-95	30	113	81	383	12.8
Totals	102	310	225	1,036	10.2



Matt Martin – 1,021

Years	G	FGM	FTM	TP	AVG
2004-05	30	91	45	283	9.4
2005-06	31	71	22	208	6.7
2006-07	32	66	49	214	6.7
2007-08	29	99	53	316	10.9
Totals	122	327	153	1,021	8.4



Dan Balko – 1,025

Years	G	FGM	FTM	TP	AVG
1957-58	22	86	66	238	10.8
1958-59	24	152	86	390	16.2
1959-60	24	149	99	397	16.6
Totals	70	387	251	1,025	14.6



Doug Selvig – 1,000

Years	G	FGM	FTM	TP	AVG
1981-82	17	22	10	54	3.2
1982-83	26	116	52	284	10.9
1983-84	29	115	77	307	10.6
1984-85	30	150	55	355	11.8
Totals	102	403	194	1,000	9.8



**ALL YOU HEAR IS
A SWISH
AND
A GROWL**



**PROUD SPONSOR OF
THE MONTANA GRIZZLIES.**



**YOUR WEEKEND IS
IN YOUR HANDS**



**Pick up the
ENTERTAINER TODAY!**

Missoulian

A W A R D

WINNERS

Michael Ray Richardson was Montana's first three-time first-team All-Big Sky selection.

NATIONAL AWARDS

ALL AMERICANS

Kareem Jamar	2013-14
<i>(Associated Press, Honorable Mention CollegelInsider.com, Honorable Mention)</i>	
Kareem Jamar	2012-13
<i>(Associated Press, Honorable Mention)</i>	
Will Cherry	2012-13
<i>(CollegelInsider.com, defensive team Lou Hensen Mid-Major All-American Team)</i>	
Brian Qvale	2010-11
<i>(CollegelInsider.com, defensive team)</i>	
Will Cherry	2009-10
<i>(CollegelInsider.com)</i>	
Anthony Johnson	2009-10
<i>(CollegelInsider.com)</i>	
Larry Krystkowiak	1985-86
<i>(Associated Press Honorable Mention)</i>	
Larry Krystkowiak	1984-85
<i>(Associated Press Honorable Mention)</i>	
Larry Krystkowiak	1983-84
<i>(Associated Press Honorable Mention)</i>	
Derrick Pope	1982-83
<i>(Associated Press Honorable Mention)</i>	
Derrick Pope	1981-82
<i>(Associated Press Honorable Mention)</i>	

Micheal Ray Richardson	1977-78
<i>(Associated Press Honorable Mention)</i>	
Micheal Ray Richardson	1976-77
<i>(Converse, Honorable Mention)</i>	
Dan Balko	1959-60
<i>(Selector Unknown, 2nd Team)</i>	
Dan Balko	1958-59
<i>(Selector Unknown, 2nd Team)</i>	
Russell Sheriff	1957-58
<i>(United Press, Honorable Mention)</i>	
Charles Davis	1952-53
<i>(Collier's Magazine, Honorable Mention)</i>	
Bob Cope	1947-48
<i>(Helms Athletic Foundation)</i>	

2011-12	Will Cherry (1st Team)
2010-11	Brian Qvale (1st Team)
2009-10	Anthony Johnson (2nd Team)
1991-92	Delvon Anderson (1st Team)
.....	Daren Engellant (1st Team)
1985-86	Larry Krystkowiak (1st Team)
1984-85	Larry Krystkowiak (1st Team)
1982-83	Derrick Pope (1st Team)
1977-78 ..	Michael Ray Richardson (1st Team)
1976-766	Michael Ray Richardson (3rd Team)
1974-75	Ken McKenzie (2nd Team)
1972-73	Mike Murray (3rd Team)

NABC ALL-DISTRICT

2019-20	Sayeed Pridgett (1st Team)
2018-19	Ahmaad Rorie (1st Team)
2017-18	Ahmaad Rorie (1st Team)
2015-16	Martin Breunig (1st Team)
2014-15	Martin Breunig (1st Team)
2013-14	Kareem Jamar (1st Team)
2012-13	Will Cherry (1st Team)
.....	Kareem Jamar (2nd Team)
.....	Mathias Ward (2nd Team)

UWBWA ALL-DISTRICT

Since 2003-04

2019-20	Sayeed Pridgett
2018-19	Jamar Akoh
2015-16	Martin Breunig
2014-15	Jordan Gregory
2011-12	Will Cherry
2010-11	Brian Qvale
2008-09	Anthony Johnson
2005-06	Andrew Strait

BIG SKY CONFERENCE AWARDS

MOST VALUABLE PLAYER

Since 1978-79

2012-13	Kareem Jamar
1991-92	Delvon Anderson
1990-91	Kevin Kearney
1985-86	Larry Krystkowiak
1984-85	Larry Krystkowiak
1983-84	Larry Krystkowiak
1982-83	Derrick Pope

NEWCOMER OF THE YEAR

Since 1978-79

2018-19	Kendal Manuel
2014-15	Martin Breunig
2008-09	Anthony Johnson
2003-04	Kamarr Davis
1990-91	Delvon Anderson
1989-90	Kevin Kearney

FRESHMAN OF THE YEAR

Since 1985-86

2019-20	Derrick Carter-Hollinger
2006-07	Cameron Rundles
2002-03	Kevin Criswell
1988-89	Daren Engellant

DEFENSIVE PLAYER OF THE YEAR

Since 2001-02

2017-18	Michael Oguine
2012-13	Will Cherry
2011-12	Will Cherry
2010-11	Brian Qvale
2006-07	Bryan Ellis

TOP RESERVE


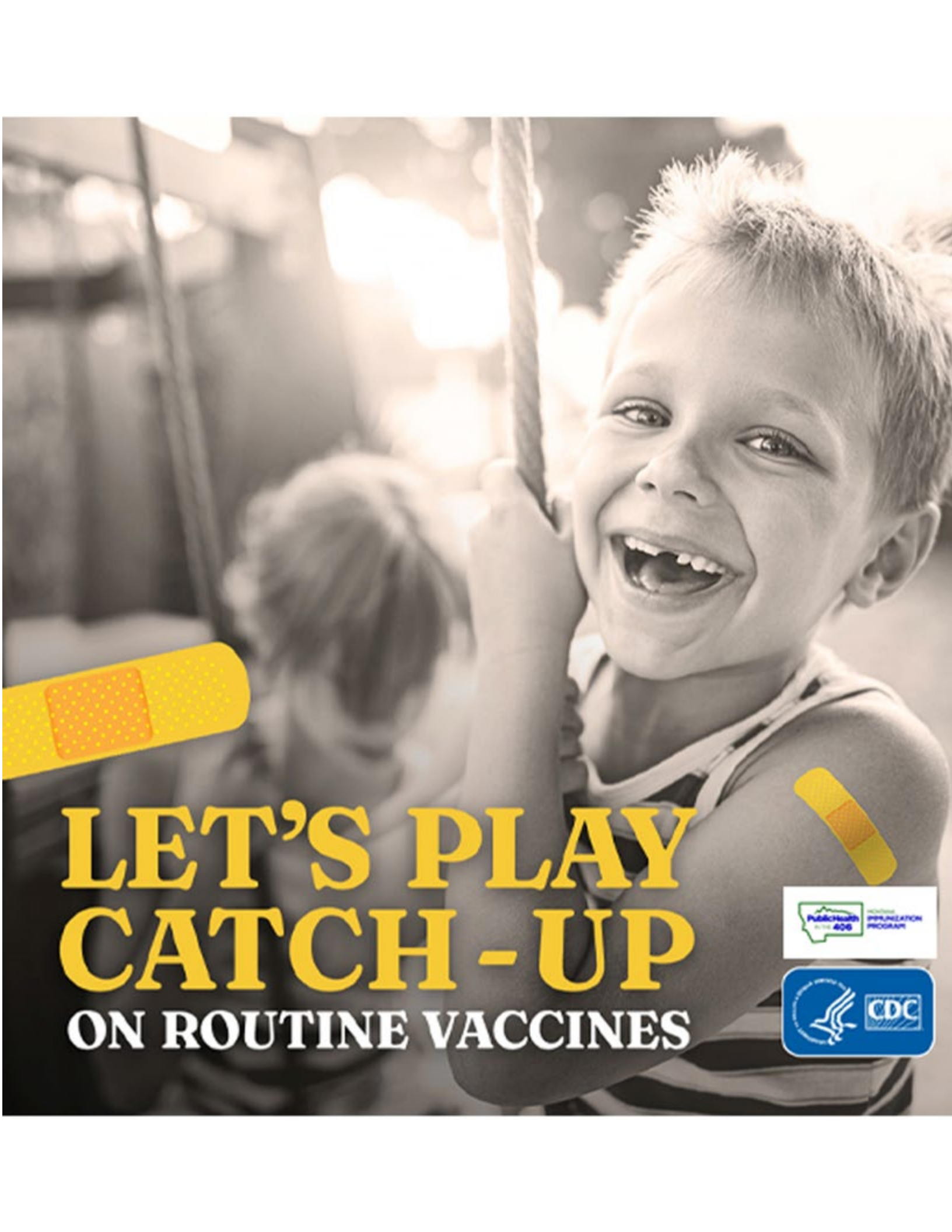
From 1978-79 to 1987-88, 2013-14 to Present

2018-19	Kendal Manuel
1982-83	Larry Krystkowiak

COACH OF THE YEAR

Since 1963-64

2017-18	Travis DeCuire
2012-13	Wayne Tinkle
2011-12	Wayne Tinkle
1991-92	Blaine Taylor
1990-91	Stew Morrill
1977-78	Jim Brandenburg
1974-75	Jud Heathcote



LET'S PLAY CATCH-UP

ON ROUTINE VACCINES



ALL-CONFERENCE SELECTIONS

2019-20	Sayeed Pridgett#	1st Team
	Kendal Manuel	2nd Team
2018-19	Sayeed Pridgett	1st Team
	Ahmaad Rorie#	1st Team
	Michael Oguine	3rd Team
2017-18	Ahmaad Rorie	1st Team
	Michael Oguine	2nd Team
	Jamar Akoh	3rd Team
2016-17	Ahmaad Rorie	2nd Team
	Jamar Akoh	3rd Team
2015-16	Martin Breunig#	1st Team
2014-15	Martin Breunig^	1st Team
	Jordan Gregory	1st Team
2013-14	Kareem Jamar\$	1st Team
2012-13	Kareem Jamar!	1st Team
	Will Cherry\$	1st Team
	Mathias Ward	2nd Team
2011-12	Will Cherry	1st Team
	Kareem Jamar	1st Team
	Derek Selvig	2nd Team
	Art Steward	2nd Team
2010-11	Will Cherry	1st Team
	Brian	1st Team
2009-10	Anthony Johnson#	1st Team
2008-09	Anthony Johnson^	1st Team
	Jordan Hasquet	2nd Team
2007-08	Andrew Strait#	1st Team
2006-07	Jordan Hasquet	1st Team
	Andrew Strait	2nd Team
2005-06	Kevin Criswell#	1st Team
	Andrew Strait	1st Team
2004-05	Kamarr Davis#	1st Team
	Kevin Criswell	1st Team
2003-04	Kamarr Davis^	1st Team
2002-03	David Bell#	1st Team
2001-02	David Bell	1st Team
1999-00	Matt Williams#	1st Team
1998-99	Matt Williams	1st Team
1997-98	J.R. Camel#	1st Team
1996-97	J.R. Camel	1st Team
	Kirk Walker	1st Team
1995-96	Shawn Samuelson#	1st Team
	Shane Belnap	1st Team
1994-95	Matt Kempfert	1st Team
	Jeremy Lake	1st Team
	Shawn Samuelson	1st Team
1991-92	Delvon Anderson!	1st Team
	Darren Engellant\$	1st Team
	Roger Fasting	1st Team
1990-91	Kevin Kearney#	1st Team
	Daren Engellant	1st Team
	Delvon Anderson^	N/A
1989-90	Kevin Kearney^	1st Team
	Daren Engellant	1st Team
1988-89	Wayne Tinkle	2nd Team
1987-88	Wayne Tinkle	2nd Team

1986-87	Scott Zanon	1st Team
1985-86	Larry Krystkowiak!\$	1st Team
1984-85	Larry Krystkowiak!	1st Team
	Larry McBride	2nd Team
1983-84	Larry Krystkowiak!	1st Team
	Marc Glass	1st Team
1982-83	Derrick Pope#	1st Team
1981-82	Derrick Pope	1st Team
1980-81	Craig Zanon	1st Team
1979-80	John Stroeder	2nd Team
	Craig Zanon	2nd Team
1978-79	Allan Nielsen	2nd Team
1977-78	Michael R. Richardson\$	1st Team
	Allan Nielsen	2nd Team
	John Stroeder	2nd Team
1976-77	Michael R. Richardson	1st Team
	Michael J. Richardson	2nd Team
1975-76	Michael R. Richardson	1st Team
1974-75	Ken McKenzie#	1st Team
	Eric Hays	1st Team
1973-74	Ken McKenzie	1st Team
	Eric Hays	2nd Team
	Robin Selvig	2nd Team
1972-73	Mike Murray#	1st Team
1971-72	Mike Murray	1st Team
1969-70	Dave Gustafson	1st Team
1968-69	Harold Ross	1st Team
	Ron Moore#	1st Team

1967-68	Ron Moore	1st Team
1965-66	John Holiday	2nd Team
	John Quist	2nd Team
1964-65	Ed Samelton	2nd Team
1963-64	Tim Aldrich	2nd Team

ALL-SKYLINE CONFERENCE

1959-60	Dan Balko	2nd Team
1958-59	Dan Balko	1st Team
1957-58	Russell Sheriff	1st Team
	James Powell	2nd Team
1956-57	Rudolph Rhoades	1st Team
	Russell Sheriff	2nd Team
1953-54	Edward Anderson	1st Team
1952-53	Charles Davis	2nd Team

ALL-PACIFIC COAST CONFERENCE

1927-28	Sam Kain	1st Team
	Cloyce Overturf	2nd Team
1925-26	Sam Kain	2nd Team
1924-25	Ted Illman	1st Team

ALL-NORTHWEST CONFERENCE

1916-17	Ernest Prescott	1st Team
---------	-----------------	----------

- ! Player of the Year
- # Two-time first-team selection
- \$ Three-time first-team selection
- ^ Newcomer of the Year



ALL-TOURNAMENT SELECTIONS

BIG SKY TOURNAMENT MVP

2019	Ahmaad Rorie
2018	Michael Oguine
2013	Kareem Jamar
2012	Kareem Jamar
2010	Anthony Johnson
2006	Virgil Matthews
2005	Kamarr Davis
2002	Dan Trammel
1992	Delvon Anderson
1991	Kevin Kearney

BIG SKY ALL-TOURNAMENT TEAM

2019	Michael Oguine
	Ahmaad Rorie
2018	Michael Oguine
	Ahmaad Rorie
2016	Martin Breunig
	Walter Wright
2015	Martin Breunig
	Jordan Gregory
2013	Will Cherry
	Jordan Gregory
	Kareem Jamar
2012	Will cherry
	Kareem Jamar
	Mathias Ward
2011	Will Cherry
	Brian Qvale
2010	Anthony Johnson
	Derek Selvig
2006	Kevin Criswell
	Jordan Hasquet
	Virgil Matthews
2005	Kamarr Davis
	Matt Martin
2002	David Bell
	Dan Trammel
2000	Matt Williams
1997	Ryan Dick
	Chris Spoja
1995	Matt Kempfert
	Chris Spoja
1992	Delvon Anderson
	Daren Engellant
	Roger Fasting
1991	Daren Engellant
	Roger Fasting
	Kevin Kearney
1989	Wayne Tinkle
1986	Larry Krystkowiak
1984	Larry Krystkowiak
	Doug Selvig

1982	Derrick Pope
1981	Blaine Taylor
	Craig Zanon
1980	John Stroeder
1979	Allan Nielson
1978	Michael Ray Richardson

BIG SKY PLAYER OF THE WEEK

Back to 2009-10

Feb. 18, 2020	Sayed Pridgett
Jan. 14, 2020	Derrick Carter-Hollinger
Jan. 7, 2020	Kendal Manuel
Dec. 31, 2019	Sayed Pridgett
Feb. 19, 2019	Sayed Pridgett
Feb. 12, 2019	Sayed Pridgett
Jan. 29, 2019	Jamar Akoh
Jan. 15, 2019	Sayed Pridgett
Jan. 15, 2018	Michael Oguine
Jan. 8, 2018	Jamar Akoh
March 5, 2017	Ahmaad Rorie
Dec. 13, 2016	Fabijan Krslovic
Jan. 18, 2016	Martin Breunig
Jan. 11, 2016	Walter Wright
Jan. 4, 2016	Brandon Gfeller

Feb. 23, 2015	Martin Breunig
Feb. 16, 2015	Jordan Gregory
Feb. 10, 2014	Kareem Jamar
Dec. 30, 2013	Kareem Jamar
Nov. 19, 2013	Kareem Jamar
March 11, 2013	Kareem Jamar
Feb. 11, 2013	Kareem Jamar
Jan. 14, 2013	Kareem Jamar
Dec. 24, 2012	Mathias Ward
Nov. 27, 2012	Mathias Ward
Feb. 29, 2012	Will Cherry
Feb. 20, 2012	Kareem Jamar
Feb. 13, 2012	Will Cherry
Jan. 2, 2012	Will Cherry
Jan. 31, 2011	Brian Qvale
Jan. 24, 2011	Brian Qvale
Jan. 17, 2011	Brian Qvale
Dec. 20, 2010	Brian Qvale
Dec. 6, 2010	Will Cherry
Nov. 23, 2010	Will Cherry
Feb. 8, 2010	Anthony Johnson
Feb. 1, 2010	Anthony Johnson
Jan. 11, 2010	Anthony Johnson
Nov. 17, 2009	Anthony Johnson



TEAM AWARDS

CARL E. DRAGSTEDT AWARD (MOST VALUABLE PLAYER)

1953-54	Edward Anderson
1954-55	Ed Argenbright
1955-56	Ed Argenbright
1956-57	Zip Rhoades
1957-58	Russ Sheriff
1958-59	Dan Balko
1959-60	Dan Balko
1960-61	Bob O'Billovich
1961-62	Dan Sullivan
1962-63	Ray Lucien
1963-64	Tim Aldrich
1964-65	Ed Samelton
1965-66	Gary Peck
1966-67	Dennis Biletnikoff
1967-68	Dan Parsons
1968-69	Ron Moore
1969-70	Dave Gustafson
1970-71	Don Wetzel
1971-72	Ray Howard
1972-73	Mike Murray
1973-74	Ken McKenzie
1974-75	Ken McKenzie
1975-76	Micheal Ray Richardson
1976-77	Micheal Ray Richardson
1977-78	Micheal Ray Richardson
1978-79	Allan Nielsen
1979-80	John Stroeder
1980-81	Craig Zanon
1981-82	Derrick Pope
1982-83	Derrick Pope
1983-84	Larry Krystkowiak
1984-85	Larry Krystkowiak
1985-86	Larry Krystkowiak
1986-87	Scott Zanon
1987-88	Wayne Tinkle
1988-89	Wayne Tinkle
1989-90	Kevin Kearney
1990-91	Kevin Kearney
1991-92	Delvon Anderson
1992-93	Travis DeCuire
1993-94	Travis DeCuire
.....	Matt Kempfert
1994-95	Matt Kempfert
1995-96	Shawn Samuelson
1996-97	Ryan Dick
1997-98	Ryan Dick
1998-99	Matt Williams
1999-00	Matt Williams
2000-01	Jared Buckmaster
.....	Dan Trammel
2001-02	Dan Trammel
2002-03	David Bell
2003-04	Kamarr Davis
2004-05	Kamarr Davis
2005-06	Andrew Strait
2006-07	Jordan Hasquet
2007-08	Jordan Hasquet
.....	Andrew Strait

2008-09	Anthony Johnson
2009-10	Anthony Johnson
2010-11	Brian Qvale
2011-12	Will Cherry
.....	Kareem Jamar
2012-13	Kareem Jamar
2013-14	Kareem Jamar
2014-15	Martin Breunig
.....	Jordan Gregory
2015-16	Martin Breunig
2016-17	Ahmaad Rorie
2017-18	Ahmaad Rorie
2018-19	Sayeed Pridgett
.....	Ahmaad Rorie
2019-20	No Award
2020-21	Kyle Owens

NASEBY RHINEHART AWARD (MOST INSPIRATIONAL PLAYER)

1972-73	Dale Parker
1973-74	Eric Hays
1974-75	Eric Hays
1975-76	Tim Stambaugh
1976-77	M.J. Richardson
1977-78	Jim Molloy
1978-79	John Stroeder
1979-80	Craig Zanon
1980-81	Blaine Taylor
1981-82	Craig Larsen
1982-83	Larry Krystkowiak
1983-84	Rob Hurley
1984-85	John Boyd
1985-86	John Bates
1986-87	Mike Ahlers
1987-88	K.C. McGowan
1988-89	K.C. McGowan
1989-90	Tom Lytle
1990-91	Delvon Anderson
.....	Eric Jordan
1991-92	Delvon Anderson
1992-93	Israel Evans
1993-94	Gary Kane
1994-95	Shane Belnap
1995-96	Nate Covill
1996-97	Brent Smith
1997-98	Mike Warhank
1998-99	Mat Seidensticker
.....	Mike Warhank
1999-00	Mike Warhank
2000-01	Shane Christensen
2001-02	Ryan Slider
.....	Deldre Carr
2002-03	Kevin Criswell
2003-04	Ryan Pederson
.....	Victor Venters
.....	Steve Horne
2004-05	Kevin Criswell
2005-06	John Seyfert
2006-07	Mike Chavez
.....	Greg Spurgetis
2007-08	Matt Martin

2008-09	Kyle Sharp
2009-10	Vassy Banny
2010-11	Art Steward
2011-12	Jordan Wood
2012-13	Mathias Ward
2013-14	Jordan Gregory
2015-16	Mario Dunn
2016-17	Mario Dunn
2017-18	Fabijan Krslovic
2018-19	Sayeed Pridgett
2019-20	No Award
2020-21	Eddy Egun

ALLAN NIELSEN AWARD (BEST REPRESENTS GRIZ BASKETBALL)

1978-79	Craig Zanon
1979-80	Tim McCauley
1980-81	Blaine Taylor
1981-82	Craig Larsen
1982-83	Craig Larsen
1983-84	Marc Glass
1984-85	Bruce Burns
1985-86	Larry Krystkowiak
1986-87	Steve Vanek
1987-88	Nate DuChesne
1988-89	Nate DuChesne
1989-90	John Reckard
1990-91	Daren Engellant
1991-92	Daren Engellant
.....	Roger Fasting
1992-93	Jeremy Lake
1993-94	Jeremy Lake
1994-95	Jeremy Lake
1995-96	Chris Spoja
1996-97	Chris Spoja
1997-98	Mike Warhank
1998-99	Mike Warhank
1999-00	Mike Warhank
2000-01	Kasey Williams
2001-02	Travis Greenwalt
2002-03	Ryan Pederson
2003-04	Brent Cummings
2004-05	Matt Martin
2005-06	Kevin Criswell
2006-07	Andrew Strait
2007-08	Ryan Staudacher
2008-09	Jordan Hasquet
2009-10	Ryan Staudacher
2010-11	Jordan Wood
2011-12	Derek Selvig
.....	Mathias Ward
2012-13	Mathias Ward
2013-14	Brandon Gfeller
2014-15	Brandon Gfeller
2015-16	Brandon Gfeller
2016-17	Brandon Gfeller
2017-18	Fabijan Krslovic
2018-19	Michael Oguine
2019-20	No Award
2020-21	Mack Anderson



WingStreet

AFTER THE GRIZ GET THEIRS, GET YOURS AT THE HUT!

Look for special offers and order online at pizzahut.com

Missoula:

801 E. Broadway
721.0149

3851 Brooks
251.4417

Northgate
542.8400



PROUD PARTNER OF
GRIZZLYATHLETICS

TEAM AWARDS

DENNIS T. MURPHY COACHES' AWARD

2013-14	Brandon Gfeller
2014-15	Fabijan Krslovic
2015-16	Jack Lopez
2016-17	Fabijan Krslovic
2017-18	Jamar Akoh
2018-19	Bobby Moorehead
2019-20	No Award
2020-21	Freddy Brown III

JOHN EAHEART MEMORIAL (OUTSTANDING DEFENSIVE PLAYER)

1960-61	Kay Roberts
1961-62	Bob O'Billovich
1962-63	Tim Aldrich
1963-64	Harold Fullerton
1964-65	Gary Meggelin
1965-66	Greg Hanson
1966-67	Greg Hanson
1967-68	Rick Johnston
1968-69	Dave Gustafson
1969-70	Howard Clark
1970-71	Mike Vernon
1971-72	Earl Tye
1972-73	Earl Tye
1973-74	Robin Selvig
1974-75	Tom Peck
1975-76	Tim Stambaugh
1976-77	Ben DeMers
1977-78	Jim Molloy
1978-79	Rod Brandon
1979-80	Rod Brandon
1980-81	Rod Brandon
1981-82	Rob Hurley
1982-83	Doug Selvig
1983-84	Doug Selvig
1984-85	Leroy Washington
1985-86	John Boyd
1986-87	Todd Powell
1987-88	Mike Ahlers
1988-89	Tony Reed
1989-90	Ossie Young
	Andy Woods
1990-91	Delvon Anderson
1991-92	Nate Atchison
1992-93	Matt Kempfert
1993-94	Travis DeCuire
1994-95	Jeremy Lake
1995-96	Shane Belnap
1996-97	Chris Spoja

1997-98	J.R. Camel
	Mat Seidensticker
1998-99	Mat Seidensticker
1999-00	Dominique Davis
2000-01	Brent Cummings
2001-02	Shane Christensen
2002-03	Marcus Rosser
2003-04	Kevin Criswell
	Derrick Mansell
2004-05	Virgil Matthews
2005-06	Virgil Matthews
2006-07	Bryan Ellis
2007-08	Ceylon Elgin-Taylor
2008-09	Brian Qvale
2009-10	Brian Qvale
	Will Cherry
2010-11	Will Cherry
2011-12	Art Steward
	Will Cherry
2012-13	Will Cherry
2013-14	Mario Dunn
2014-15	Mario Dunn
2015-16	Michael Oguine
2016-17	Michael Oguine
2017-18	Bobby Moorehead
2018-19	Bobby Moorehead
2019-20	No Award
2020-21	Brandon Whitney

CAPTAINS AWARD

2014-15	Martin Breunig, Mario Dunn, Jordan Gregory, Mike Weisner
2015-16	Martin Breunig, Mario Dunn Brandon Gfeller
2016-17	Mario Dunn, Brandon Gfeller, Fabijan Krslovic
2017-18	Fabijan Krslovic, Michael Oguine, Ahmaad Rorie
2018-19	Bobby Moorehead, Michael Oguine, Ahmaad Rorie
2019-20	No Award
2020-21	Mack Anderson, Kyle Owens

RYAN DICK (MOST IMPROVED PLAYER)

2014-15	Riley Bradshaw
2015-16	Walter Wright
2016-17	Sayed Pridgett
2017-18	Timmy Falls
	Sayed Pridgett
2018-19	Sayed Pridgett
2019-20	No Award

GRIZZLY CUP AWARD

(UM'S TOP MALE ATHLETE)

(From 1921 to 1987, 2009 to Present)

1921	Larry Higbee
1922	Gil Porter
1923	Gil Porter
1925	Russ Sweet
1926	Ted "Chief" Illman
1927	Clarence Coyle
1928	Ed Chinske
1931	Glenn Lockwood
1933	Dale Hinman
1934	Al Dahlberg
1935	Naseby Rhinehart Sr.
1936	Henry Blastic
1938	Bill Lazetich
1942	Bill Jones
1948	Charles "Timer" Moses
1948	John Holding
1952	Robert "Lefty" Byrne
1953	Jack Luckman
1954	Ed Anderson
1961	Bob O'Billovich
1962	Bob O'Billovich
1964	Tim Aldrich
1965	William M. Rice
1966	Gary B. Peck
1967	Greg Hanson
1971	Lonzo Lewis
1973	Earl Tye
1974	Robin Selvig
1980	Craig Zanon
1984	Larry Krystkowiak
1985	Larry Krystkowiak
1986	Larry Krystkowiak
1987	Scott Zanon
2009	Jordan Hasquet
2010	Anthony Johnson
2013	Mathias Ward
2015	Jordan Gregory
2017	Brandon Gfeller
2018	Fabijan Krslovic
2019	Michael Oguine
2020-21	Mack Anderson



**PROUD SPONSOR OF
UNIVERSITY OF MONTANA
BASKETBALL**

*Good Luck
Grizzlies!*



At Builders FirstSource, We'll turn your dream home into a reality. We have the quality products you demand and the service you require – assisting you with everything from decking and cabinets, door and windows to siding to roofing. We bring expertise to your total project, not just a single task. We offer quality products to meet your budget. Our team of professionals can help make your home energy-efficient, beautiful and unique.

Visit one of your area locations or at www.probuild.com.

BILLINGS

542 MAIN STREET
406.252.9395

MILES CITY

819 WASHINGTON
406.232.2208

GLENDIVE

23 HIGHWAY 16
406.365.3511

GREAT FALLS

826 NW BYPASS
406.761.0601

HELENA

1000 E LYNDALE AVE
406.442.7110

KALISPELL

41 W RESERVE DRIVE
406.752.9699

BUTTE

2805 LEXINGTON AVE
406.494.7600

HAVRE

2225 E 1ST STREET
406.265.5851

SIDNEY

100 14TH STREET SE
406.433.2012

TEAM AWARDS

COSIDA ACADEMIC ALL-AMERICAN

2012-13	Mathias Ward (3rd Team)
1999-00	Matt Williams (2nd Team)
1994-95	Jeremy Lake (2nd Team)
1986-87	Scott Zanon (3rd Team)
1985-86	Larry Krystkowiak (1st Team)
	Scott Zanon (Honorable Mention)
1984-85	Larry Krystkowiak (1st Team)
1983-84	Larry Krystkowiak (Honorable Mention)
1980-81	Craig Zanon (1st Team)
1979-80	Craig Zanon (3rd Team)

COSIDA ACADEMIC ALL-DISTRICT

(Since 2001-02)

2014-15	Jordan Gregory
2013-14	Jordan Gregory
2012-13	Mathias Ward
2011-12	Mathias Ward
2009-10	Ryan Staudacher

NABC HONORS COURT (3.2 GPA)

(Since 2006-07)

2018-19	Jamar Akoh
	Michael Oguine
2017-18	Jamar Akoh
	Fabijan Krslovic
	Michael Oguine
2016-17	Brandon Gfeller
	Fabijan Krslovic
2015-16	Brandon Gfeller
	Jack Lopez
2013-14	Jordan Gregory
2006-07	Bryan Ellis
	Jordan Hasquet

NABC TEAM ACADEMIC AWARD

(TEAM CUMULATIVE GPA OF 3.0)

(Since 2012-13)

2019-20
2016-17
2015-16

BIG SKY SCHOLAR-ATHLETE

2018-19	Bobby Moorehead
2017-18	Fabijan Krslovic
2016-17	Brandon Gfeller
2012-13	Mathias Ward
2010-11	Ryan Staudacher
2008-09	Jordan Hasquet

BIG SKY ACADEMIC

ALL-CONFERENCE

2020-21	Mack Anderson
	Josh Bannan
	Robby Beasley III
	Freddy Brown III
	Derrick Carter-Hollinger
	Eddy Egun
	Darius Henderson
	Kyle Owens
	Josh Vazquez
2019-20	Mack Anderson
	Eddy Egun
	Kyle Owens
	Jared Samuelson
2018-19	Mack Anderson
	Kelby Kramer
	Michael Oguine
2017-18	Jamar Akoh
	Lars Espe
	Fabijan Krslovic
	Michael Oguine
2016-17	Brandon Gfeller
	Fabijan Krslovic
	Jack Lopez
	Michael Oguine
	Jared Samuelson
2015-16	Brandon Gfeller
	Fabijan Krslovic
	Jack Lopez
	Michael Oguine
2014-15	Brandon Gfeller
	Jordan Gregory
	Fabijan Krslovic
2013-14	Brandon Gfeller
	Jordan Gregory
2012-13	Jordan Gregory
	Mathias Ward
	Jake Wiley
2011-12	Keron DeShields
	Jordan Gregory
	Mathias Ward
	Jordan Wood
2010-11	Jordan Wood
	Mathias Ward
2009-10	Ryan Staudacher
	Mathias Ward
2008-09	Jordan Hasquet
	Anthony Johnson
	Kyle Sharp
	Ryan Staudacher
2007-08	Jordan Hasquet
	Brian Qvale
	Ryan Staudacher
2006-07	Gus Chase
	Bryan Ellis
	Jordan Hasquet

2005-06	Kevin Criswell
	Bryan Ellis
	Jordan Hasquet
	Kyle Sharp
2004-05	Brian Lynch
2003-04	Brent Cummings
	Brian Lynch
2001-02	Brent Cummings
	Travis Greenwalt
2000-01	Jared Buckmaster
	Brent Cummings
	Travis Greenwalt
1999-00	Jared Buckmaster
	Mike Warhank
	Matt Williams
1998-99	Jared Buckmaster
	Travis Greenwalt
	Nate Sil
	Kasey Williams
	Matt Williams
1997-98	Mat Seidensticker
	Nate Sil
1996-97	Brandon Dade
	Ryan Dick
	Mat Seidensticker
1995-96	Shane Belnap
	Ryan Dick
	Mat Seidensticker
1994-95	Shane Belnap
	Jeremy Lake
	Chris Spoja
1993-94	Brandon Dale
	Gary Kane
	Jeremy Lake
	Shawn Samuelson
	Chris Spoja
1992-93	Gary Kane,
	Jeremy Lake
1991-92	Daren Engellant
	Gary Kane
	Matt Kempfert
	Jeremy Lake
1990-91	Daren Engellant
	Gary Kane
1989-90	Daren Engellant
1988-89	Daren Engellant
	Andy Woods
1987-88	Roger Fasting
1986-87	Scott Zanon
1985-86	Larry Krystkowiak
	Scott Zanon
1984-85	Larry Krystkowiak
	Scott Zanon
	Bruce Burns
1983-84	Larry Krystkowiak
1982-83	Marc Glass

Montana Grizzlies

THE GRIZ APP

POWERED BY BLACKFOOT



*OFFICIAL DIGITAL PARTNER
OF GRIZZLY ATHLETICS*



* Denotes total letters won

Player is listed the first year he earned a letter. Second column is player's hometown.

If any players have been omitted or if there are questions regarding letters won, please contact UM Sports Information at (406) 243-6899.

1903-04

Fred Dion* Unknown
 Elmer Johnson* Missoula
 Floyd Hardenburgh* New Chicago
 Roy McPhail*** New Chicago
 Lawrence Goodbourne* Missoula
 Joseph Farrell*** Missoula
 King Garlington* Missoula

1905-06

Ralph Gilham** Townsend
 DeWitt Smith* New Chicago
 Edward Wenger*** Anaconda

1906-07

Arthur Bishop** Missoula
 James Flaherty* Bozeman
 Ray Hamilton*** Missoula
 Eugene McCarthy* Townsend
 Ewing Montgomery* Anaconda

1907-08

George Little** Missoula
 Emmitt Ryan** Valier

1911-12

Daniel O'Connor* Darby
 Patrick McCarthy* Missoula
 John Sheedy* Missoula
 Roy Weidman* Pony
 Kenneth Wolfe* Butte
 Fred Whistler* Missoula

1912-13

Edwin "Red" Cummins*** Helena
 Sam Denhart* Denton
 Norman "Peter" Streit** Missoula
 Harry Tabor* St. Ignatius

1913-14

Sam Crawford** Big Timber
 Stuart McHaffie* Missoula
 Ernest Prescott*** Missoula
 Ray Ricketts* Paola, Kan.
 Phillip Sheridan** Paola, Kan.

1914-15

Earl Clark* Everett, Wash.
 Max Flint* Unknown
 Alfred Robertson** Minn

1915-16

Maurice Dietrick* Helena
 Frank Dreis* Helena
 Claude McQuarrie** Missoula

1916-17

Frank Johnson* Helena
 Alden Jones* Missoula
 William Larkin*** Red Lodge
 Richie Newman* Helena
 Floyd Sailor** Havre
 Lawson Sanderson* Shelton, Wash.

1917-18

Christian Bentz* Aberdeen, SD
 George Crouch* Missoula
 Stephen Sullivan*** Butte

1919-20

Ronald Ahearn*** Anaconda
 William Walterskirchen* Missoula

1920-21

Harry Adams* Aberdeen, Wash.
 Harold Baird** Missoula
 Harvey Elliott* Missoula
 Lawrence Higbee* Missoula
 Oscar Levin* Little Falls, Minn.

1921-22

Kirk Badgley** Iola, Kan.
 Ronald McDonnell** Big Timber
 Gilbert Porter** Stevensville
 Alva Straw* Forsyth
 Gordon Tanner*** Miles City

1922-23

George "Jiggs" Dahlberg*** Butte
 Oscar Dahlberg*** Butte
 Edward Thorson* Valley City, N.D.

1923-24

Force Baney*** Libby
 Albert Berg** Helena
 John Carney** Springdale
 Edward "Ted" Illman*** Missoula
 Fred Sterling** Missoula

1924-25

Clarence Coyle*** Alberton
 William "Wild Bill" Kelly** Missoula
 Russell Sweet*** Miles City

1925-26

Sam Kain*** Helena
 Cloyce Overturf** Darby

1926-27

Lester Graham** Columbus
 Horatio Kilroy** Butte
 Steiner Larson* Anaconda
 Jacob Miller* Columbus
 Louis Wendt*** Missoula

1927-28

James L. Brown** Mondovi, Wis.
 Edward Chinske*** Michigan City, Ind.
 Raymond Lewis* Butte
 Karl Rankin*** Hardin
 Harold "Ted" Rule** Deer Lodge

1928-29

John Lewis** Billings
 William Rohlfis** Salem, S.D.

1929-30

George Carey** Wolf Point
 Jack Doherty** Butte
 Glenn Lockwood*** Missoula
 Clifton Rohlfis* Salem, N.D.

1930-31

Lloyd Andrews** Big Timber
 Richard Fox** Billings
 Everett Logan** St. Regis
 Donald Stocking* Helena
 Frank Thrailkill* Missoula

1931-32

Alfred Dahlberg*** Butte
 William Erickson*** Butte
 David Fitzgerald** Livingston
 Dale Hinman** Greybull, Wyo.
 James Jones* Bemidji, Minn.
 Chalmer Lyman* Helena
 Henry Murray* Missoula
 Louis Steensland* Big Timber

1932-33

James G. Brown*** Butte
 Albert Heller*** Twin Bridges
 William Hileman*** Whitefish
 Donald Halloway*** Townsend
 Jack McDonald* Livingston
 Naseby Rhinehart, Sr.*** Milwaukee, Wis.

1933-34

Henry Blastic*** Chicago, Ill.
 Charles Flanagan* Great Falls
 Linwood Reynolds* Butte

1934-35

Walter Keithley** Miles City
 Raymond Stevens** Forsyth

1935-36

Douglas Brown* Butte
 Paul Chumrau*** Anaconda
 Marvyn Glover* Big Lake, Texas
 Charles Miller*** Anaconda
 Thomas Mitchell* Dayton, OH
 Robert Thompson*** Anaconda

1936-37

Donald Holmquist* Whitefish
 William Lazetich*** Anaconda
 Joseph Mariana** Miles City
 Robert Robinson** Kalispell
 James Seyler*** Twin Bridges
 Thomas Tobin* Miles City

1937-38

Arthur Merrick*** Great Falls
 Frank Nugent*** Miles City
 Bernard Ryan*** Livingston
 Gordon Shields** Great Falls
 Donald Sundquist** Great Falls

1938-39

Rae Greene*** Chicago, Ill.
 William Hall*** Sioux Falls, S.D.
 Edward Hudacek** Wheeling, W.Va.

1939-40

Henry Dahmer** Havre
 Eugene Clawson** Missoula
 William DeGroot*** Billings
 Charles "Bill" Jones*** Livingston
 Eso Naranche*** Butte

1940-41

Charles "Chuck" Burgess*** Dillon
 Earl Fairbanks* Dillon
 Allen McKenzie*** Phillipsburg
 Gordon Nordgren* Missoula
 Jack Swarthout* Prosser, Wash.
 Joeseph Taylor*** Chicago, Ill.

1941-42

John "Jack" Burgess** Missoula
 Russell Edwards* Missoula
 Harry Hesser** Whitehall
 Paul Nicholas* Hayes, Kan.

1942-43

Richard Bowman* Casper, Wyo.
 Ray Krone* Hardin
 Ray Rieder* Valier
 Arnold Scott* Plains

1943-44

John Bellusci* Missoula
 Richard Boese* Richey
 John Bulin* Great Falls
 Gasper Cornell* Missoula
 Vernell Fisher** Fort Benton
 Ted Greeley** Great Falls
 William Jesse* Missoula
 George VanDelinder Belgrade

1944-45

Kenneth Drahos* Puyallup, Wash.
 Max French* Gardiner
 William Hinrichs* Havre
 Arthur Jacobson* Missoula
 James Lucas* Miles City
 Donald McDonald* Miles City
 Edison McGarry* Butte
 Robert Phillips* Lewistown
 Sam Phillips* Lewistown

1945-46

Duane Baracker* Poplar
 John Cheek*** Dillon
 Dale Clawson* Missoula
 John Holding**** Missoula
 Ainer Larson* Anaconda
 Daniel Marankovich**** Anaconda
 Charles Moses*** Midwest, Wyo.
 Don Peterson* Cut Bank
 Ralph Peterson* Great Falls
 Richard Pew* Missoula
 Louis Rocheleau**** Missoula
 Don Schwend* Bridger
 Tom Selstad**** Great Falls

1946-47

Ray Bauer*** Great Falls
 Richard Carstensen**** Helena
 Robert Cope*** Missoula
 Charles Davis**** Dillon
 James Graham**** Columbus
 John "Gus" Nash* Missoula

1947-48

Rudy Collins* Florence
 John Eheart*** Missoula
 Burt Thompson* Spokane, Wash.

1948-49

Mike Dudik* Endicott, N.Y.
 Tom Kingsford* Missoula

1949-50

Richard Anderson** Hamilton
 Joe Brennan* Helena
 Robert Byrne*** Billings
 Robert Hasquet*** Shelby
 Jack Luckman**** Glasgow
 Robert Sparks*** Missoula
 Walter Stockhoff* Jersey City, N.J.

1950-51

Richard Gunlikson* Shelby
 Dale Johnson*** Missoula
 Donald Lucas* Miles City
 Harold Maus* Hamilton
 Vernon Powell* Florence
 Harold Sherbeck** Big Sandy
 Paul Wold* Laurel

1951-52

Edward Anderson*** Missoula
 Harold Bellis* Helena
 Richard Johnson*** Helena
 James McNaney** Miles City
 Frank Nickel** Billings
 Richard Trinastich** Great Falls

1952-53

Jack Coppedge* Polson
 Pat Curran* Minneapolis, Minn.
 Edward Fine*** Kalispell
 George Samuelson*** Glendive

1953-54

David Adams** Midwest, Wyo.
 Edward Argenbright*** Cut Bank
 Eddie Berquist*** Billings
 Kenneth Byerly* Lewistown
 Gary Jystad** Kalispell
 Harold Winterholler** Worland, Wyo.

1954-55

Maury Colberg** Billings
 Alan Dunham*** Shelby
 Ray Howard*** Helena
 Jerry Johnson* Lewistown
 Merritt Monson* Bozeman
 Rudolph Rhodes*** Kalispell

1955-56

Harold Erickson*** Sioux Falls, S.D.
 Thomas Jensen* Michigan City, Ind.
 Robert Powell* Missoula
 Naseby Rhinehart, Jr.* Missoula
 Russell Sheriff*** Helena

1956-57

Forrest Cox, Jr.** Missoula
 James Powell** Missoula
 Clarence Waters** Newton, Kan.

1957-58

Dan Balko*** Great Falls
 Darroll Dunham** Shelby
 Joe Johnstone*** Deer Lodge
 Tom McEachron* Santa Maria, Calif.
 David Shelby** Albany, Ore.
 Marvin Suttles** Chicago, Ill.

1958-59

Mike Allen* Cut Bank
 Gale Henrickson* Spokane, Wash.
 Vince Ignatowitz** Elizabeth, N.J.
 John Lands** Baton Rouge, La.
 Paul Miller** Newton, Kan.
 Kay Roberts*** Newton, Kan.
 Duane Rueggsegger** Billings
 Terry Screnar** East Helena

1959-60

Blaine Hendricks*** Missoula
 Robert O'Billovich*** Butte
 Ronald Quilling*** Sidney
 Daniel Sullivan*** Butte

1960-61

Richard Held* Butte
 Steve Lowry*** Red Lodge
 Ray Lucien*** Baton Rouge, La.
 Larry Riley* Roundup

1961-62

Tim Aldrich*** Missoula
 Harold Fullerton*** Ronan
 Keith Law*** Bourbonnais, Ill.
 Harold Peterson*** Kankakee, Ill.

1962-63

Bruce Denison** Missoula
 Rocky Greenfield* Missoula
 David Hilger* Dillon
 Donald Morrison* Troy
 William Rice*** Chadron, Neb.
 Francis Ricci* Livingston
 Jay Sumner* Livingston

1963-64

Ronald Harper* Sidney
 Gary Meggellin** Chula Vista, Calif.
 Gary Peck*** Libby
 Michael Persha** Red Lodge
 James Pramenko* Missoula
 John Quist*** Cut Bank

DAHLBERG ARENA

1964-65

Wade Hughes** South Bend, Ind.
 Jon King* Cut Bank
 Ed Samelton** South Bend, Ind.
 Tom Schilke** Racine, Wis.
 Glenn Smith* Missoula
 William Sullivan** Anaconda
 Gene Williams** Pekin, Ill.

1965-66

Dennis Biletnikoff** Chula Vista, Calif.
 Norman Clark** Milwaukee, Wis.
 Arthur Davis* Los Angeles, Calif.
 Greg Hanson*** Missoula
 John "Doc" Holliday* Charlottesville, Ind.
 Lee Levknecht* Kimberly, Wis.
 Gordie Zillges* Kimberly, Wis.

1966-67

Steve Brown*** Corvallis
 Ken Conrad* East Peoria, Ill.
 Donald Durgin* Las Vegas, Nev.
 Sid Hudson* Ft. Pierce, Fla.
 Rick Johntson* Albuquerque, N.M.
 Don Parsons** Richland, Wash.

1967-68

Mark Agather** Libby
 Max Agather** Libby
 John Cheek, Jr.* Anaconda
 Ray Dirindin** Lowell, Ind.
 Dave Gustafson*** Vaughn
 Tom Jones* Edina, Minn.
 Ron Moore** Indianapolis, Ind.
 Sidney Rhinehart*** Missoula
 Stan Yoder* Fort Wayne, Ind.

1968-69

James Clawson** Missoula
 Michael Heroux*** Menasha, Wis.
 Harold Ross* Seattle, Wash.
 Don Wetzel** Cut Bank
 George Yule** Newport Beach, Calif.

1969-70

Willie Bascu*** Brawley, Calif.
 Howard Clark** Kansas City, Mo.
 John Harrell* Hamilton, Ohio
 Ray Howard*** Great Falls
 Lonzo Lewis** Rockford, Ill.

1970-71

Larry Chapman* Norfolk, Neb.
 Kirk Johnson* Helena
 Michael Judd* Butte
 Jeff Nord* Missoula
 Earl Tye*** Central Point, Ore.
 Michael Vernon** Oakland, Calif.
 James Walker* Livingston

1971-72

Chris Anderson** Olympia, Wash.
 Scott Hollenbeck*** Spokane, Wash.
 Mike Hubbard* Seattle, Wash.
 Blake Lyman** Missoula
 Mike Murray** Seattle, Wash.
 Dale Parker** Galeton, Colo.
 Kevin Rocheleau*** Missoula
 Robin Selvig*** Outlook
 Clarence Walker* Calipatria, Calif.
 Virgil Owens* Seattle, Wash.

1972-73

Eric Hays*** Junction City, Ore.
 Ken McKenzie** Port Coquitlan, B.C.
 Dennis Murphy*** Ronan
 Mark Nord*** Missoula
 Tom Peck*** Libby
 Don Ryan*** Great Falls
 Larry Smedley*** Vancouver, Wash.

1973-74

Tim Blaine*** Albany, Ore.
 Ben DeMers**** Missoula
 Pat Dolezal* Harlem
 Rick McGinnis** Missoula
 Tim Stambaugh** Portland, Ore.

1974-75

Jim Darby* Vancouver, B.C.
 Steve DeMers* Missoula
 Chris Powers* Kettering, Ohio
 Mark Reich** Missoula
 Michael J. Richardson*** Denver, Colo.
 Michael R. Richardson*** Denver, Colo.
 Jim Swain* Billings

1975-76

Craig Henkel**** Libby
 Jim Malloy** Malta
 Allan Nielsen**** Westby
 Kirk Rocheleau** Missoula
 Charlie Yankus**** Medical Lake, Wash.

1976-77

Greg Bauska* Kalispell
 Bill Hansen* Morris, N.Y.
 John Stroeder**** Port Townsend, Wash.

1977-78

Rod Brandon**** Norwalk, Calif.
 Tim McCauley*** Sun Prairie, Wis.
 Blaine Taylor*** Missoula
 Craig Zanon**** Kalispell
 Rick Zanon** Kalispell

1978-79

Marty Green*** Missoula

1979-80

Jim Caler**** Lakewood, Colo.
 Greg Crutcher* Cincinnati, Ohio
 Richie Edwards* New York, N.Y.
 Dave Johnson** Rowland Heights, Calif.
 Tim Knight** Riverside, Calif.
 Craig Larsen**** Aurora, Colo.
 Brian Morris**** Missoula
 Derrick Pope**** Aurora, Colo.

1980-81

Ron Brumfield** San Jose, Calif.
 Marc Glass**** Battleground, Wash.
 Rob Hurley**** Anaconda
 D.J. Johnson*** Los Angeles, Calif.
 Doug Selvig**** Outlook

1981-82

John Bates**** Corvallis, Ore.
 Bruce Burns*** Pittsburg, Calif.
 Larry Krystkowiak**** Missoula
 Larry McBride**** Anchorage, Alaska
 Leroy Washington**** Long Beach, Calif.

1982-83

John Boyd**** Seattle, Wash.
 Scott Zanon**** Kalispell

1983-84

Todd Powell**** Corvallis, Ore.
 Steve Vanek**** Warren, Ore.

1984-85

Herb Jones* Spanaway, Wash.
(Letter given posthumously)

1985-86

K.C. McGowan**** Missoula
 Marc Murphy* Butte
 John Reckard**** Keenesburg, Colo.
 Tony Reed**** Anchorage, Alaska
 Wayne Tinkle**** Spokane, Wash.

1986-87

Mike Ahlers** Tacoma, Wash.
 Mike Boken*** Los Angeles, Calif.
 Nate DuChesne*** Snohomish, Wash.
 Mark Schultz** Spokane, Wash.

1987-88

Roger Fasting**** Glendive
 Kevin Harris* Sumner, Wash.
 Kevin Hood* Canton, Ohio
 Eric Jordan**** Inglewood, Calif.
 Tom Lytle*** Salt Lake City, Utah

1988-89

Daren Engellant**** Geraldine
 Ossie Young** Oklahoma City, Okla.
 Andy Woods* Richmond, Calif.

1989-90

Al Brown* Berkeley, Calif.
 Keith Crawford*** Long Beach, Calif.
 Kevin Kearney** Kansas City, Mo.

1990-91

Nate Atchison** Milwaukee, Wis.
 Delvon Anderson** San Francisco, Calif.
 Gary Kane**** Butte
 Josh Lacheur**** Sacramento, Calif.

1991-92

Travis DeCuire*** Seattle, Wash.
 Don Hedge** Langston, Okla.
 Matt Kempfert**** Missoula
 Jeremy Lake**** Lambert
 Anthony Mayfield* Lafayette, La.

1992-93

Guy Bonner* St. Louis, Mo.
 Nate Covill**** Long Beach, Calif.
 Israel Evans* Georgetown, S.C.
 Paul Perkins** Pasadena, Calif.
 Shawn Samuelson**** Broadus
 Kirk Walker**** Darby

1993-94

Brandon Dade**** Los Angeles, Calif.
 Marcus Knox* Milwaukee, Wis.
 Chris Spoja**** Helena

1994-95

Shane Belnap** Hooper, Utah
 J.R.Camel*** Missoula
 Ryan Dick**** Missoula
 Bob Olson**** Butte

1995-96

Eric Bowie**** Kansas City, Mo.
 Mat Seidensticker**** Shelby
 Brent Smith** Walnut Creek, Calif.

1996-97

Don Carter* Corbett, Ore.
 Dominique Davis**** San Jose, Calif.
 Mike Warhank**** Great Falls

1997-98

Jared Buckmaster**** Beaverton, Ore.
 Corey Reiser** West Valley, Utah
 Nate Sil** Missoula
 Kasey Williams**** Missoula

1998-99

Shane Christensen**** Las Vegas Nev.
 Jason Collins* Minneapolis, Minn.
 Travis Greenwalt**** Spangle, Wash.
 Kyle Keyes** Kirkland, Wash.
 Ryan Slider** Tigard, Ore.
 Matt Williams** Santa Barbara, Calif.

1999-00

Mike Card* Calgary, Alberta
 Dan Carter* Medford, Ore.
 Brent Cummings**** Pullman, Wash.
 Gary Lynch* Great Falls
 Zoran Milosavljevic** Trstenik, Serbia
 Sam Riddle*** Missoula

2000-01

Spencer Allred* Grantsville, Utah
 Deldre Carr* Las Vegas, Nev.
 Ryan Pederson**** Minneapolis, Minn.
 Jake Stuart* Gildford
 Dan Trammel** Pittsburg, Calif.

2001-02

David Bell** Oakland, Calif.
 Marcus Rosser** Philadelphia, Pa.
 Victor Venters*** Richmond, Calif.

2002-03

Mike Chavez*** Heart Butte
 Kevin Criswell**** Colstrip
 Corey Easley** Rosemount, Minn.
 Steve Horne** Pensacola, Fla.
 Derrick Mansell** Costa Mesa, Calif.
 Chris McKay*** Victoria, B.C.

2003-04

Roy Booker* Portageville, Mo.
 Kamarr Davis** Milwaukee, Wis.
 Matt Dlouhy**** Coeur d'Alene, Idaho
 Brian Lynch** Great Falls
 John Seyfert** Stevensville
 Jon Wilkins* Phoenix, Ariz.

2004-05

Lamar Farr* Beloit, Wis.
 Matt Martin**** Spearfish, S.D.
 Virgil Matthews** Spanaway, Wash.
 Richard Stapleton* Marietta, Ga.
 Andrew Strait**** Yakima, Wash.
 Nick Thierry* Beaverton, Ore.

2005-06

Bryan Ellis** Detroit, Mich.
 Jordan Hasquet**** Missoula
 Stuart Mayes** Elkhart, Inc.
 Kyle Sharp**** Hollister, Calif.
 Greg Spurgetis*** Spokane, Wash.
 Austin Swift** Santa Cruz, Calif.

2006-07

Cameron Rundles** Minneapolis, Minn.
 Ryan Staudacher*** Kirkland, Wash.
 Dave Vanderjagt** Townsville, Australia

2007-08

Ceylon Elgin-Taylor* Los Angeles, Calif.
 Zack Graves* Sacramento, Calif.
 Brian Qvale**** Williston, N.D.

2008-09

Vassy Banny** Ivory Coast, Africa
 Anthony Johnson** Tacoma, Wash.
 Jack McGillis** Missoula
 Derek Selvig**** Glendive
 Shawn Stockton**** Spokane, Wash.
 Michael Taylor** Brewster, Wash.

2009-10

Will Cherry**** West Oakland, Calif.
 Mathias Ward**** Gig Harbor, Wash.
 Raason Young* Washington, D.C.

2010-11

Chase Adams* Tucson, Ariz.
 Vaughn Auntry* Los Angeles, Calif.
 Eric Hutchison**** Longview, Wash.
 Kareem Jamar**** Venice, Calif.
 Billy Reader** Lake Oswego, Ore.
 Art Steward** Casper, Wyo.
 Jordan Wood** Cedar City, Utah

2011-12

Keron DeShields*** Baltimore, Md.
 Jordan Gregory**** Pueblo, Colo.
 Kevin Henderson** Auburn, Wash.
 Mike Weisner**** Walla Walla, Wash.

2012-13

Spencer Coleman** Eugene, Ore.
 Nick Emerson** Columbia Falls
 Andy Martin** Casper, Wyo.
 Jake Wiley* Newport, Wash.
 Morgan Young** Lustrre

2013-14

Riley Bradshaw*** Corvallis
 Mario Dunn**** Oakland, Calif.
 Brandon Gfeller**** Colfax, Wash.
 Chris Kemp** Baltimore, Md.
 Jack Lopez**** Woronora, Australia

2014-15

Martin Bruenig** Leverkusen, Germany
 Fabijan Krslovic**** Abbotsbury, Australia
 Daniel Nwosu* Ottawa, Ontario

2015-16

Brayden Boehning* Glendive
 Gavin DeJong* Manhattan
 Bobby Moorehead**** Tacoma, Wash.
 Michael Oguine**** Los Angeles, Calif.
 Walter Wright** Waterbury, Conn.

2016-17

Sayed Pridgett**** Oakland, Calif.
 Ahmaad Rorie*** Tacoma, Wash.
 Jared Samuelson** Billings

2017-18

Jamar Akoh** Rancho Cucamonga, Calif.
 Admir Besovic* Sarajevo, Bosnia and Herzegovina
 Niko Bevans* Beaverton, Ore.
 Lars Espe* Bergen, Norway
 Timmy Falls*** Dublin, Calif.
 Karl Nicholas* Pearland, Texas
 Trever Spoja* Billings

2018-19

Mack Anderson** Bozeman
 Freddy Brown* Seattle, Wash.
 Ben Carter* Adelaide, Australia
 Donaven Dorsey* Lacey, Wash.
 Kelby Kramer* Rock Springs, Wyo.
 Kendal Manuel** Billings

2019-20

Derrick Carter-Hollinger* San Diego, Calif.
 Eddy Egun* Woodland Hills, Calif.
 Kyle Owens* Calabasas, Calif.
 Yagizhan Selcuk* Istanbul, Turkey
 Josh Vazquez* Torrance, Calif.

2020-21

Josh Bannan* Melbourne, Australia
 Robby Beasley III* San Ramon, Calif.
 Darius Henderson* Pasadena, Calif.
 Cameron Parker* Beaverton, Ore.
 Brandon Whitney* Mission Hills, Calif.

A TRIPLE THREAT OF POWER, STRENGTH AND DEPENDABILITY.



2022 SILVERADO

FIND YOUR DEALER

CHEVROLET



MONTANA
CHEVY DEALERS

MontanaChevyDealers.com

CORWIN MOTORS
KALI SPELL

BONFIRE CHEVROLET
WITKFSI

KARL TYLER CHEVROLET
MISSOULA

ROMAN CHEVROLET
ROMAN



COACHING

R E C O R D S

Michael Ray Richardson was Montana's first three-time first-team All-Big Sky selection.

COACHING RECORDS



Fred W. Schule
1905-1907



Albion Findley
1907-1909



Albert N. Whitlock



W.W.H. Mustaine



Jerry Nissen
1914-1918



Bernie Bierman



J.W. Stewart
1922-1932



A.J. Lewandowski
1932-1937



Jiggs Dahlberg
1937-1942,
1944-1955



Clyd Carpenter/
Ed Chinske
1942-1943



Ed Buzzetti
1943-1944



Frosty Cox
1955-1962



Ron Nord
1962-1968



Bob Cope
1968-1970



Lou Rocheleau
1970-1971



Jud Heathcote
1971-1976



Jim Brandenburg



Mike Montgomery



Stew Morrill
1986-1991



Blaine Taylor
1991-1998



Don Holst
1998-2002



Pat Kennedy
2002-2004



Larry Krystkowiak



Wayne Tinkle
2006-2014



Travis DeCuire

COACHING RECORDS

No coach listed

1901-02	0	1	.000
1902-03	1	1	.500
1903-04	1	0	1.00
1904-05	(no team)		
Total	2	2	.500

Fred W. Schule

<i>Alma Mater: Wisconsin</i>			
1905-06	4	2	.667
1906-07	2	2	.500
Total	6	4	.600

Albion G. Findley

<i>Alma Mater: Wisconsin</i>			
1907-08	6	3	.667
1908-09	(no scores listed)		
Total	6	3	.667

1909-10	(no team)		
1910-11	(no team)		

Albert N. Whitlock

<i>Alma Mater: Kentucky</i>			
1911-12	1	6	.143
Total	1	6	.143

W. W. H. Mustaine

<i>Alma Mater: Kentucky</i>			
1912-13	5	3	.625
1913-14	3	8	.273
Total	8	11	.421

Jerry Nissen

<i>Alma Mater: Washington State</i>			
1914-15	4	6	.400
1915-16	7	3	.700
1916-17	4	11	.267
1917-18	6	6	.500
Total	21	26	.447

1918-19 (no team – World War I)

Bernard Bierman

<i>Alma Mater: Minnesota</i>			
1919-20	6	9	.400
1920-21	12	8	.600
1921-22	14	7	.667
Total	32	24	.571

J.W. Stewart

<i>Alma Mater: Geneva College</i>			
1922-23	7	14	.333
1923-24	7	8	.467
1924-25	9	10	.474
1925-26	5	10	.333
1926-27	5	11	.313
1927-28	6	8	.429
1928-29	9	11	.450
1929-30	13	9	.591
1930-31	10	12	.455
1931-32	6	14	.300
Total	77	107	.418

COACHING RECORDS

A.J. Lewandowski*Alma Mater: Nebraska*

1932-33	8	11	.421
1933-34	16	9-1	.615
1934-35	6	18	.250
1935-36	13	11	.542
1936-37	14	12	.538
Total	57	61-1	.479

George "Jiggs" Dahlberg*Alma Mater: Montana*

1937-38	9	18	.333
1938-39	17	13	.567
1939-40	17	8	.680
1940-41	13	15	.464
1941-42	14	10	.583
Total	70	64	.525

Clyde Carpenter/Ed Chinske*Alma Mater: Montana*

1942-43	15	9	.625
Total	15	9	.625

Ed Buzzetti*Alma Mater: Montana*

1943-44	2	10	.167
Total	2	10	.167

George "Jiggs" Dahlberg

1944-45	7	22	.241
1945-46	14	16	.467
1946-47	12	16	.429
1947-48	21	11	.656
1948-49	12	13	.480
1949-50	27	4	.871
1950-51	12	19	.387
1951-52	12	14	.462
1952-53	14	11	.560
1953-54	8	19	.296
1954-55	12	14	.462
Total	151	159	.483

Forrest "Frosty" Cox*Alma Mater: Kansas*

1955-56	14	12	.538
1956-57	13	9	.591
1957-58	12	10	.545
1958-59	10	14	.417
1959-60	7	17	.292
1960-61	14	9	.609
1961-62	10	14	.417
Total	80	73	.573

Ron Nord*Alma Mater: Wisconsin*

1962-63	6	18	.250
1963-64	6	17	.261
1964-65	11	15	.423

1965-66	14	10	.583
1966-67	6	18	.250
1967-68	8	17	.320
Total	51	95	.349

Bob Cope*Alma Mater: Montana*

1968-69	9	17	.346
1969-70	8	18	.308
Total	13	34	.327

Lou Rocheleau*Alma Mater: Montana*

1970-71	9	15	.375
Total	9	15	.375

Jud Heathcote*Alma Mater: Washington State*

1971-72	14	12	.538
1972-73	13	13	.500
1973-74	19	8	.704
1974-75	21	8	.724
1975-76	13	12	.520
Total	80	53	.597

Jim Brandenburg*Alma Mater: Colorado State*

1976-77!	6	20	.231
1977-78	20	9	.690
Total	26	29	.473

*!Forfeited 11 wins due to ineligible player***Mike Montgomery***Alma Mater: Long Beach State*

1978-79	14	13	.519
1979-80	17	11	.607
1980-81	19	9	.679
1981-82	17	10	.630
1982-83	22	7	.759
1983-84	23	7	.767
1984-85	22	8	.733
1985-86	21	11	.656
Total	155	76	.669

Stew Morrill*Alma Mater: Gonzaga*

Season	W	L	PCT.
1986-87	18	11	.621
1987-88	18	11	.621
1988-89	20	11	.645
1989-90	19	10	.655
1990-91	23	9	.719
Total	98	51	.652

Blaine Taylor*Alma Mater: Montana*

1991-92	27	4	.871
1992-93	17	11	.607
1993-94	19	9	.679
1994-95	21	9	.700
1995-96	20	8	.714
1996-97	21	11	.656
1997-98	16	14	.533
Total	141	66	.680

Don Holst*Alma Mater: MSU-Northern*

1998-99	13	14	.481
1999-00	17	11	.607
2000-01	11	16	.407
2001-02	16	15	.516
Total	57	56	.504

Pat Kennedy*Alma Mater: Kings College*

2002-03	13	17	.433
2003-04	10	18	.357
Total	23	35	.397

Larry Krystkowiak*Alma Mater: Montana*

2004-05	18	13	.581
2005-06	24	7	.774
Total	42	20	.677

Wayne Tinkle*Alma Mater: Montana*

2006-07	17	15	.531
2007-08	14	16	.467
2008-09	17	12	.586
2009-10	22	10	.688
2010-11	21	11	.656
2011-12	25	7	.781
2012-13	25	7	.781
2013-14	17	13	.567
Total	158	91	.635

Travis DeGuire*Alma Mater: Montana*

2014-15	20	13	.606
2015-16	21	12	.636
2016-17	16	16	.500
2017-18	26	8	.765
2018-19	26	9	.743
2019-20	18	13	.581
2020-21	15	13	.536
Total	141	84	.627

COACHING RECORDS

1901-02 (0-1) - No Coach Listed

Preps	L, 18-11
-------	----------

1902-03 (1-1) - No Coach Listed

Preps & Tzi Dal Tais	W, 25-19
Helena HS	L, 14-12

1903-04 (1-0) - No Coach Listed

Missoula Athletic Association	W, 20-0
-------------------------------	---------

1904-05 (no team)

1905-06 (4-2) - Fred W. Schule

YMCA	W, 15-10
YMCA	W, 42-8
YMCA	W, 28-11
Missoula High School	W, 24-10
Montana State College	L, 39-32
at Montana State College	L, 53-10

1906-07 (2-2) - Fred W. Schule

at Montana State College	L, 43-14
at Helena Business College	W, 27-17
Helena Business College	W, 32-22
Montana State	L, 16-15

1907-08 (6-3) - Albion Findley

All-Stars	W, 46-9
All-Stars	W, 81-5
Montana Wesleyan College	W, 87-2
Montana School of Mines!	W, 52-10
Montana State	L, 25-17
Montana State	L, 33-9
at Montana Wesleyan	W, 44-1
at Montana School of Mines	W, 26-19
Muscatine, Iowa	L, 59-24

! Later became Montana Tech

1908-09 - Abion Findley

(no scores listed)

Montana Wesleyan	
at Anaconda Athletic Club	
at Montana State	
Anaconda Athletic Club	
Montana State	
at Spokane Athletic Club	
at Washington State College	
Montana State	
Montana Wesleyan	

1909-11 (no team)

1911-12 (1-6) - Albert N. Whitlock

Fort Missoula	W, 70-2
Montana State	L, 27-17
Carroll Club	L, 30-19
at Montana State	L, 31-4
at Montana School of Mines	L, 39-11
at Carroll Club	L, 48-22
Montana School of Mines	L, 30-22

1912-13 (5-3) - W. W. H. Mustaine

All Stars	W, 29-8
Montana State	W, 19-16
Utah	L, 38-17
Carroll Club	W, 43-10
at Montana State	L, 23-16

Montana State (in Helena)	L, 26-18
Montana School of Mines	W, 47-17
Stevensville All-Stars	W, 36-9

1913-14 (3-8) - W. W. H. Mustaine

Montana School of Mines	W, 47-11
Montana State	W, 23-21
Washington State	L, 43-22
Washington State	L, 70-12
at Utah State College!	L, 74-31
at Utah	L, 82-17
at Salt Lake City YMCA	L, 45-24
at Brigham Young	L, 73-17
at Pocatello Athletic Club	L, 47-27
at Montana School of Mines	W, 27-16
at Montana State	L, 39-25

! Later became Utah State

1914-15 (4-6) - Jerry Nissen

Utah	L, 35-27
Brigham Young	L, 25-18
at Kalispell YMCA	W, 44-18
at Washington State	L, 41-24
at Washington State	L, 27-22
Montana School of Mines	W, 42-24
Montana State	W, 33-25
at Montana State	L, 29-27
Illinois Amateur Athletic Club	L, 47-31
Montana Wesleyan	W, 56-24

1915-16 (7-3) - Jerry Nissen

Missoula High School	W, 44-25
Helena High School	W, 44-17
Gonzaga	W, 40-20
Gonzaga	W, 36-15
Washington State	L, 36-31
at Washington State	W, 25-24
at Gonzaga	W, 22-21
at Washington State	L, 41-24
at Idaho	L, 23-18
at Gonzaga	W, 17-13

1916-17 (4-11) - Jerry Nissen

Whitman	W, 37-27
Whitman	L, 31-29
Idaho	W, 24-19
Idaho	W, 25-21
Oklahoma Normal College!	W, 25-24
Oklahoma Normal College!	L, 30-24
Montana State	L, 30-5
Montana State	L, 31-15
at Whitman	L, 31-17
at Whitman	L, 43-14
at Idaho	L, 32-16
at Idaho	L, 42-23
at Washington State	L, 33-22
at Montana State	L, 34-27
at Montana State	L, 31-17

! Later became Oklahoma State

1917-18 (6-6) - Jerry Nissen

at Washington State	L, 24-23
at Washington State	W, 30-21
at Idaho	L, 51-17

at Idaho	L, 43-20
at Montana State	L, 22-16
at Montana State	W, 18-16
Montana State	W, 30-21
Idaho	L, 31-25
Idaho	W, 29-28
Washington State	W, 22-20
Washington State	L, 15-7
Montana State	W, 33-19

1918-19 (no team)

1919-20 (7-9) - Bernard Bierman

Montana Wesleyan	W, 36-18
at Gonzaga	W, 32-18
at Idaho	L, 28-16
at Idaho	L, 13-11
at Washington State	L, 34-30
at Washington State	L, 33-19
Montana School of Mines	W, 25-18
Montana State	L, 32-17
Montana State	L, 19-15
Gonzaga	W, 30-10
at Montana State	L, 32-15
at Montana State	L, 30-12
at Montana School of Mines&	W, 2-0
at Montana Wesleyan	W, 35-16
Idaho	W, 28-26
Idaho	L, 23-20

& Forfeit game by Montana School of Mines

1920-21 (12-8) - Bernard Bierman

Mount St. Charles College!	W, 41-9
Stevensville Independent	W, 50-5
Whitman	W, 33-20
Whitman	W, 30-18
Barney's Independents	W, 32-10
at Montana State	L, 19-18
at Montana State	W, 20-5
at Washington State	L, 28-24
at Idaho	L, 41-13
at Idaho	L, 22-15
at Whitman	L, 27-22
at Whitman	L, 27-23
at Gonzaga	L, 26-23
at Carroll	W, 54-19
at Montana School of Mines	W, 24-15
at Montana School of Mines	W, 36-15
Montana State	W, 36-26
Montana State	W, 23-19
Idaho	L, 42-22
Idaho	W, 38-26

! Later became Carroll College

1921-22 (14-7) - Bernard Bierman

at Whitman	L, 18-17
at Whitman	L, 25-15
Montana School of Mines	W, 24-14
Montana Wesleyan	W, 43-8
Mount St. Charles	W, 30-20
Montana State	W, 33-23
Montana State	W, 24-17
Idaho	L, 23-22
Idaho	W, 26-22

COACHING RECORDS

at Idaho	L, 56-18
Deerlodge Athletic Club	W, 31-19
at Gonzaga	W, 24-19
at Spokane Ath. Club	L, 30-21
Gonzaga	W, 32-24
Gonzaga	W, 32-15
at Montana State	L, 30-29
at Montana State	W, 29-18
Montana School of Mines	W, 31-14
at Montana Wesleyan	W, 20-16
Mount St. Charles	W, 37-15
at Idaho	L, 42-24

1922-23 (7-14) - J. W. Stewart

at Idaho	L, 38-17
at Idaho	L, 44-17
at Washington State	L, 33-13
Washington State	L, 35-11
Washington State	L, 24-14
Mount St. Charles	W, 24-14
at Mount St. Charles	L, 27-11
at Washington State	L, 37-14
at Montana School of Mines	W, 26-16
Montana School of Mines	W, 17-11
at Montana State	L, 27-24
at Montana State	W, 30-23
Montana State	L, 20-15
Montana State	L, 25-19
Pacific	W, 27-7
Pacific	W, 15-12
at Gonzaga	L, 38-20
Gonzaga	W, 31-24
Gonzaga	L, 14-13
at Whitman	L, 19-17
at Whitman	L, 33-19

1923-24 (7-8) - J. W. Stewart

at Idaho	L, 19-9
at Idaho	L, 29-20
Idaho	W, 36-17
Idaho	W, 35-20
at Washington State	L, 28-25
at Washington State	L, 24-18
Washington State	L, 27-24
Washington State	W, 25-23
at Gonzaga	L, 30-8
Gonzaga	W, 25-20
Gonzaga	W, 32-22
Washington	L, 34-22
Washington	L, 33-31
Mount St. Charles	W, 31-16
Mount St. Charles	W, 46-16

1924-25 (9-10) - J. W. Stewart

North Dakota State	W, 25-24
Whitman	W, 33-28
Washington State	L, 28-17
Idaho	W, 31-27
at Washington	L, 39-27
at Oregon State	L, 24-22
at Oregon	L, 33-24
at Multnomah Athletic Club	W, 34-17
Gonzaga	W, 45-34

Gonzaga	W, 45-33
Montana State	W, 28-22
Montana State	L, 36-28
at Whitman	W, 33-28
at Washington State	L, 32-17
at Idaho	L, 41-16
at Gonzaga	L, 44-35
Washington	W, 33-28
at Montana State	L, 28-17
at Montana State	L, 16-15

1925-26 (5-10) - J. W. Stewart

Mount St. Charles	W, 33-21
at Washington State	L, 28-18
at Idaho	L, 19-18
at Washington	L, 28-19
at Oregon	L, 40-19
at Oregon State College	L, 31-19
at Gonzaga	L, 45-33
Oregon	L, 35-17
Washington State	W, 23-13
Gonzaga	W, 30-26
at Montana State	L, 36-23
Idaho	W, 35-24
Montana State	W, 35-31
Washington	L, 23-20
Oregon State College	L, 38-15

1926-27 (5-11) - J. W. Stewart

Butte YMCA	W, 34-31
Butte YMCA	W, 29-21
Mount St. Charles	W, 28-20
Mount St. Charles	W, 32-13
at Idaho	L, 45-19
at Washington State	L, 33-18
Washington State	L, 31-28
Montana State	L, 50-32
Oregon	L, 37-24
at Washington	L, 46-17
at Oregon State College	L, 48-35
at Oregon	L, 54-32
at Montana State	L, 51-32
Washington	L, 35-27
Oregon State College	W, 38-25
Idaho	L, 44-29

1927-28 (6-8) - J. W. Stewart

at Gonzaga	W, 28-18
at Gonzaga	W, 43-25
Washington State	W, 40-16
at Montana State	L, 77-26
Montana State	L, 52-39
at Idaho	L, 48-26
at Washington State	W, 35-30
at Washington	L, 44-24
at Oregon State	L, 31-12
at Oregon	L, 36-33
Washington	L, 51-31
Oregon State	W, 44-43
Oregon	L, 32-30
Idaho	W, 38-35

1928-29 (9-11) - J. W. Stewart

Gonzaga	W, 36-30
Gonzaga	L, 35-30
Gonzaga	W, 28-18
Montana School of Mines	W, 33-22
Montana School of Mines	W, 30-22
Washington State	L, 44-23
Montana State	L, 54-38
Idaho	L, 33-31
Oregon State	L, 29-25
Oregon	W, 29-28
at Montana State	L, 62-18
Washington	L, 42-20
at Oregon State	L, 28-26
at Oregon	L, 45-21
at Washington	L, 46-27
at Mount St. Charles	W, 30-22
at Mount St. Charles	W, 37-19
at Idaho	L, 44-31
at Washington State	W, 37-27
at Gonzaga	W, 40-35

1929-30 (13-9) - J. W. Stewart

at North Dakota State	L, 13-24
at Minnesota	L, 24-27
at North Dakota	L, 22-24
at North Dakota	L, 25-24
at Valley City Normal College!	W, 34-26
Idaho	W, 29-24
at Billings Independents	W, 34-26
Montana State	L, 45-35
Washington State	W, 54-24
Mount St. Charles	W, 41-34
Mount St. Charles	W, 63-32
at Idaho	W, 29-17
at Washington State	W, 32-23
Whitman	W, 56-33
Whitman	W, 46-38
at Montana State	L, 44-32
Gonzaga	L, 35-40
Gonzaga	W, 55-29
at Whitman	L, 37-29
at Whitman	W, 36-32
at Gonzaga	L, 29-36
at Gonzaga	W, 43-18

! Later became Valley City State

1930-31 (10-12) - J. W. Stewart

at Utah	L, 41-31
at UCLA	L, 29-28
at UCLA	L, 59-27
at USC	L, 28-21
at USC	W, 29-25
at Stanford	L, 34-33
at California	L, 37-23
at Nevada	L, 30-29
Montana School of Mines	W, 40-21
Montana School of Mines	W, 47-17
Gonzaga	W, 33-27
Gonzaga	W, 36-22
at Montana State	L, 42-34
at Montana State	W, 31-29
at Montana School of Mines	W, 47-27

COACHING RECORDS

at Montana School of Mines	W, 49-18
Mount St. Charles	W, 59-25
Mount St. Charles	W, 41-28
at Gonzaga	L, 33-28
at Gonzaga	L, 42-18
Montana State	L, 35-24
Montana State	L, 33-31

1931-32 (6-14) - J. W. Stewart

Idaho	L, 44-41
Idaho	L, 41-27
at Washington State	L, 54-25
at Idaho	L, 49-22
Washington State	L, 52-20
Washington State	L, 60-31
Gonzaga	W, 33-27
Gonzaga	L, 41-33
at Montana State	L, 40-34
at Montana State	L, 30-20
at Washington	L, 44-16
at Washington	L, 54-29
at Whitman	L, 29-28
at Whitman	L, 38-31
at Gonzaga	W, 31-30
at Gonzaga	W, 28-27
Montana School of Mines	W, 39-29
Montana School of Mines	W, 45-36
Montana State	L, 43-37
Montana State	W, 43-30

1932-33 (8-11) - Adolphe Lewandowski

Idaho	L, 45-20
Idaho	W, 52-38
Golden Bobcats	L, 39-37
Polson Independents	W, 52-44
Meiji Univ. (Japan)	W, 67-19
Mount St. Charles	L, 39-34
Montana State	W, 44-35
Montana State	L, 63-40
at Ellensburg Normal College!	L, 39-15
at Ellensburg Normal College	L, 27-22
at Whitman	W, 55-40
at Idaho	L, 62-30
at Montana State	L, 57-30
at Montana State	W, 42-38
at Montana School of Mines	W, 56-40
at Montana School of Mines	L, 45-38
Idaho Southern Branch^	L, 45-44
Idaho Southern Branch	W, 51-34
House of David	L, 66-46

! Later became Central Washington

^ Later became Idaho State

1933-34 (16-9-1) - A. J. Lewandowski

Polson Independents	W, 34-29
at Helena All-Stars	W, 39-29
Golden Bobcats	L, 57-32
Idaho	L, 29-27
at Billings Polytechnic!	W, 52-37
at Eastern Montana Normal College^	W, 59-35
Gonzaga	W, 29-19
Montana School of Mines	W, 46-38
Ellensburg Normal College	W, 34-33

Ellensburg Normal College	L, 34-26
at Montana School of Mines	W, 47-37
at Dillon Normal College&	L, 44-35
at Idaho South Branch	W, 38-37
at Ellensburg Normal College	L, 46-24
at College of Puget Sound%	W, 40-34
at College of Puget Sound%	L, 42-39
at Washington	W, 32-29
at Washington	L, 60-24
Montana State	W, 36-33
Montana State	W, 40-38
House of David	W, 38-36
House of David	T, 31-31
at Montana State	W, 37-36
at Montana State	W, 31-23
Olson's Swedes	L, 38-17
Olson's Swedes	L, 44-43
! Later became Rocky Mountain College	
^ Later became Montana State-Billings	
& Later became Montana-Western	
% Later became Puget Sound	

1934-35 (6-18) - A. J. Lewandowski

Hamilton Lions Independents	W, 59-24
Polson Independents	W, 30-29
Golden Bobcats	L, 66-29
at Washington	L, 44-21
at Washington	L, 50-23
at Spokane Desert Independents	L, 46-21
at Washington State	L, 51-33
at Idaho	L, 44-27
at Gonzaga	L, 59-46
Montana School of Mines	W, 32-24
Idaho South Branch	L, 32-29
at Dillon Normal School	L, 44-42
at Montana State	L, 49-36
at Montana State	L, 49-23
at Dillon Normal School	L, 34-22
at Montana School of Mines	W, 43-37
Harlem Globe Trotters	L, 35-33
Gonzaga	L, 47-28
Gonzaga	W, 40-37
Ellensburg Normal College	L, 37-34
Montana State	L, 56-39
Montana State	W, 43-31
House of David	L, 31-25
House of David	L, 49-47

1935-36 (13-11) - A. J. Lewandowski

Fresno State	L, 37-25
Fresno State	W, 35-32
University Alumni	L, 49-44
Washington State	L, 42-28
Washington State	L, 53-14
at Northern Mont. Normal College!	W, 61-28
at Montana Intermountain College	W, 48-34
Dillon Normal College	W, 37-34
at Billings Polytechnic	W, 65-40
at East. Mont. Normal College	W, 77-22
Montana School of Mines	W, 51-42
North. Montana Normal College	W, 51-30
Montana Intermountain College	W, 35-32
at Gonzaga	L, 46-25

at Cheney Normal College^	L, 29-22
Billings Polytechnic	W, 49-31
Montana State	L, 55-52
Cheney Normal College	L, 31-29
Gonzaga	L, 57-52
at Montana School of Mines	L, 38-30
at Montana State	L, 41-39
at Dillon Normal College	W, 54-41
at Montana School of Mines	W, 52-26
Rustic Tavern Independents	W, 64-41
! Later became Montana State-Northern	
^ Later became Eastern Washington	

1936-37 (14-12) - A. J. Lewandowski

Polson Independents	W, 61-23
at Nebraska	L, 53-39
at Peru Teachers College!	W, 51-37
at Wabash College	L, 40-36
at Evansville College^	W, 45-37
at Purdue	L, 68-29
at Montana State	L, 60-25
at Montana State	L, 49-31
Montana School of Mines	W, 50-34
Idaho	W, 32-29
Idaho	L, 37-36
Dillon Normal College	W, 60-38
at Standard Oil of Kalispell	W, 47-34
at Whitefish Ramblers	W, 40-21
at Gonzaga	L, 42-41
at Cheney Normal College	W, 38-34
at Washington State	L, 44-38
at Dillon Normal College	W, 66-32
at Montana School of Mines	W, 35-17
Cheney Normal College	L, 46-44
Gonzaga	W, 39-35
Washington State	L, 46-30
Montana State	L, 51-46
Montana State	W, 41-36
House of David	L, 41-36
Hellers All-Stars Independents	W, 61-32
! Later became Peru State College (Nebraska)	
^ Later became Evansville	



Head Coach George "Jiggs" Dahlberg

1937-38 (9-18) - George "Jiggs" Dahlberg

Spokane Silverloafs	W, 60-37
at Great Falls JC's	W, 48-39
at Carroll	W, 65-18
at Ellensburg Normal College	W, 39-32
at Ellensburg Normal College	W, 35-33
Idaho	W, 47-38
Idaho	W, 33-32
Washington	L, 59-52
Washington	L, 58-36
at Oregon State	L, 46-36
at Oregon State	L, 43-31
at Oregon	L, 69-44
at Oregon	L, 63-49
at Idaho	L, 55-34
at Idaho	L, 48-34
at Washington State	L, 59-37
at Washington State	L, 56-30
Oregon State	L, 57-47
Oregon State	L, 37-28
Montana State	W, 55-47
Montana State	W, 55-45
Washington State	L, 53-46
Washington State	L, 63-40
at Washington	L, 42-24
at Washington	L, 54-44
at Montana State	L, 65-49
at Montana State	L, 64-60

1938-39 (17-13) - George Dahlberg

Sports Shop Independents	W, 58-29
BYU	W, 71-50
BYU	L, 54-47
at Dillon Normal College	W, 58-20

at Utah State College	L, 54-36
at Utah State College	W, 52-44
at BYU	L, 50-45
at BYU	W, 45-38
at Utah	L, 45-36
at Idaho Southern Branch	L, 30-29
at Montana School of Mines	W, 54-35
Cheney Normal College	W, 60-48
Cheney Normal College	L, 51-50
at Idaho	L, 49-44
at Idaho	L, 46-40
at Washington	L, 34-28
at Washington	L, 41-33
Gonzaga	W, 38-33
Gonzaga	W, 54-34
Washington State	L, 48-41
Washington State	W, 38-37
Idaho Southern Branch	W, 56-32
at Montana State	W, 43-37
at Montana State	L, 35-29
Mexico	W, 53-51
at Montana School of Mines	W, 64-26
at Gonzaga	W, 42-36
at Cheney Normal College	L, 49-39
Montana State	W, 66-52
Montana State	W, 65-45

1939-40 (17-8) - George Dahlberg

Concordia College (Minn.)	W, 48-42
Idaho	L, 38-26
Idaho	W, 34-33
Cheney Normal College	W, 38-30
Cheney Normal College	W, 53-47
at Washington	L, 39-34
at Washington	L, 56-43
at Washington State	L, 52-45
at Washington State	L, 57-47
at Idaho	L, 46-43
at Montana School of Mines	W, 34-27
Montana State	W, 47-37
Montana State	W, 61-41
Idaho Southern Branch	W, 42-41
Idaho Southern Branch	W, 43-39
at Cheney Normal College	W, 54-45
at Gonzaga	W, 71-58
at Gonzaga	L, 60-53
Gonzaga	W, 59-44
Gonzaga	W, 64-49
at Montana State	W, 51-41
at Montana State	W, 56-52
Wichita Independents\$	W, 36-27
Gary, Indiana Independents\$	W, 42-39
Denver Nuggets Independents\$	L, 60-36

\$ A.A.U. National Tournament, Denver, Colo.

1940-41 (13-15) - George Dahlberg

Hamline College!	L, 45-30
Washington State	L, 57-30
Washington State	L, 41-36
Williamette University	W, 57-34
at Brigham Young	L, 47-41
at Brigham Young	W, 48-44
at Miles City All-Stars	W, 69-33

at Superior Teachers College^	L, 59-39
at Minnesota	L, 53-38
at Iowa State College&	L, 41-27
at Jamestown College	L, 50-48
at North Dakota State	L, 56-43
at North Dakota	L, 39-26
at Bismark All-Stars	L, 48-34
at Washington	W, 47-41
at Washington	L, 39-31
at Montana State	W, 47-42
at Montana State	W, 50-48
Gonzaga	W, 53-43
Gonzaga	W, 49-39
at Gonzaga	L, 63-43
at Gonzaga	W, 59-49
Idaho Southern Branch	W, 59-49
Idaho Southern Branch	L, 42-41
at Idaho South Branch	W, 46-37
at Idaho South Branch	L, 42-41
Montana State	W, 59-48
Montana State	W, 47-45
<i>! Later became Hamline University, St. Paul, Minn.</i>	
<i>^ Later became Wisconsin-Superior</i>	
<i>& Later became Iowa State University</i>	

1941-42 (14-10) - George Dahlberg

at Idaho	L, 49-28
at Idaho	L, 41-25
at Washington State	L, 74-45
at Washington State	L, 48-47
at Wyoming	L, 47-34
at Brigham Young	L, 46-34
Kansas State College	L, 44-34
Idaho	W, 55-35
Idaho	L, 42-29
Idaho South Branch	W, 58-39
Idaho South Branch	W, 39-35
Gonzaga	W, 73-50
Gonzaga	W, 52-31
Dillon Normal College	W, 57-40
Dillon Normal College	W, 57-35
Montana State	W, 47-44
Montana State	W, 44-43
at Cheney Normal College	W, 63-50
at Gonzaga	W, 56-51
at Gonzaga	W, 55-42
Whitman	W, 76-63
Whitman	W, 75-49
at Montana State	L, 44-30
at Montana State	L, 46-42

1942-43 (15-9) - Clyde Carpenter/

Ed Chinske

at Great Falls Air Force	W, 55-26
at Great Falls Air Force	W, 61-50
Utah	L, 55-51
Utah	W, 49-42
Utah State	W, 48-44
Idaho	L, 52-35
at Utah State	W, 44-43
at Idaho	W, 42-30
College Commandos!	W, 51-30
Idaho Southern Branch	W, 32-31

COACHING RECORDS

Idaho Southern Branch	W, 47-41
at Montana State	L, 56-45
at Montana State	L, 66-45
Gonzaga	W, 58-49
Gonzaga	W, 54-45
at Whitman	L, 70-66
at Whitman	W, 54-53
at Pasco Air Force Base	L, 61-49
at Gonzaga	W, 49-46
at Gonzaga	L, 63-61
Denver	W, 66-61
Denver	L, 49-47
Montana State	L, 69-59
Montana State	W, 50-48

! UM Alumni

1943-44* (2-10) - Edward Buzzetti

Montana School of Mines	L, 49-41
Montana School of Mines	L, 51-34
at Carroll College	L, 60-34
at Carroll College	L, 56-39
at Eastern Washington College	L, 67-39
at Eastern Washington College	L, 59-44
Eastern Washington College	L, 67-41
Eastern Washington College	L, 66-46
Carroll College	L, 54-41
Carroll College	W, 43-33
Montana School of Mines	W, 55-46
Montana School of Mines	L, 55-43

** All freshman team due to World War II*

1944-45 (7-22) - George Dahlberg

A.S.T.R.P. Cadets	W, 45-42
Great Falls	W, 49-43
at Gonzaga	W, 50-46
at Gonzaga	L, 33-42
at Fort George Wright (Spokane)	L, 38-43
Carroll	L, 27-59
Carroll	L, 43-57
Fort Missoula	W, 49-42
at Whitman	W, 41-40
at Whitman	L, 40-51
at McCaw Military Hospital	L, 40-49
Gonzaga	L, 39-65
Gonzaga	L, 37-57
at Montana School of Mines!	L, 28-64
at Montana School of Mines!	L, 48-57
at Carroll	L, 45-70
at Carroll!	L, 47-62
Montana State	L, 31-41
Montana State	W, 36-30
Whitman	L, 51-71
Whitman	W, 42-39
at Eastern Washington	L, 80-32
at Eastern Washington	L, 72-36
Montana School of Mines!	L, 64-54
Montana School of Mines!	L, 63-41
Eastern Washington	L, 46-27
Eastern Washington	L, 75-39
at Montana State	L, 58-33
at Montana State	L, 49-25

! Navy team

1945-46 (14-16) - George Dahlberg

Fort Missoula	L, 52-50
Butte Cheerio Club	W, 59-52
at Wyoming	L, 61-35
at Montana State	L, 42-25
Utah State	L, 37-36
Montana State	W, 46-41
at Eastern Washington	L, 53-47
at Eastern Washington	L, 56-50
at Farragut Naval Base	L, 42-37
at Farragut Naval Base	L, 44-43
at Walla Walla Air Base	L, 57-42
at Whitman	L, 45-40
at Whitman	W, 37-35
at Eastern Washington	L, 61-53
at Eastern Washington	L, 57-26
Gonzaga	W, 103-34
Gonzaga	W, 59-42
at Montana State	L, 66-51
at Montana State	L, 64-57
at Gonzaga	W, 78-52
at Gonzaga	W, 102-49
at Idaho	W, 58-57
at Idaho	L, 53-46
Whitman	W, 71-36
Whitman	W, 81-53
Farragut Naval Base	W, 69-52
Farragut Naval Base	W, 69-52
Farragut Naval Base	W, 60-52
Montana State	L, 63-59
Montana State	W, 80-60

1946-47 (12-16) - George Dahlberg

Dillon Normal College	W, 80-39
Central Washington	L, 55-47
Central Washington	W, 53-52
Puget Sound	W, 55-45
at City College of New York	L, 78-61
at Toledo	L, 63-60
at Lawrence Technical College!	L, 55-46
at Niagra	L, 64-39
Washington State	L, 60-49
Washington State	L, 44-40
Santa Clara	L, 69-48
Santa Clara	L, 56-46
at Eastern Washington	L, 55-46
at Eastern Washington	L, 62-55
Farragut Technical College	W, 95-28
Farragut Technical College	W, 70-37
at Gonzaga	W, 61-51
at Gonzaga	L, 58-57
Montana State	W, 74-55
Montana State	L, 64-52
at Farragut Technical College	W, 95-28
at Farragut Technical College	W, 60-29
Gonzaga	W, 75-53
Gonzaga	W, 62-35
Eastern Washington	W, 70-51
Eastern Washington	L, 54-52
at Montana State	L, 74-58
at Montana State	L, 68-57

! Later became Lawrence Technological University

1947-48 (21-11) - George Dahlberg

at Montana School of Mines	W, 80-22
at Dillon Normal College	W, 90-44
at Idaho	L, 44-62
at Idaho	L, 51-57
Pacific Lutheran	W, 68-47
Pacific Lutheran	L, 47-51
at Utah	L, 43-72
at Utah	L, 58-63
Idaho	W, 58-51
Idaho	L, 54-55
Eastern Washington	W, 70-58
Eastern Washington	W, 59-37
at Idaho State	W, 49-44
at Idaho State	W, 66-56
at Regis	W, 60-48
Nevada	W, 69-67
Nevada	W, 67-64
Utah State	W, 66-64
Utah State	W, 78-65
at Montana State	L, 49-56
at Montana State	L, 50-53
at Eastern Washington	W, 57-52
at Eastern Washington	L, 60-66
at Gonzaga	L, 36-40
at Gonzaga	W, 69-43
Idaho State	W, 69-61
Idaho State	W, 74-63
Gonzaga	W, 54-48
Gonzaga	W, 65-58
Montana State	W, 66-50
Montana State	W, 58-52
Connecticut State College\$	L, 52-63

\$ NAIB Tournament, Kansas City, Mo.

1948-49 (12-13) - George Dahlberg

Washington State	L, 74-63
Washington State	L, 61-56
at Utah State	L, 75-67
at Wyoming	L, 77-51
at Washington State	L, 61-45
at Washington State	L, 65-53
Whitworth	W, 76-66
Whitworth	W, 79-59
at BYU	W, 76-74
at Pepperdine	L, 59-42
Wyoming\$	L, 54-42
at San Jose State	L, 68-59
Idaho State	W, 73-60
Idaho State	W, 72-53
at Gonzaga	L, 55-38
at Gonzaga	L, 65-57
Montana State	W, 83-71
Montana State	W, 84-71
at Dillon Normal College	W, 83-44
at Whitman	W, 76-61
at Whitman	L, 61-59
Dillon Normal College	W, 74-45
Gonzaga	W, 59-55
at Montana State	W, 58-56
at Montana State	L, 82-81

\$ Played in Los Angeles, Calif.

COACHING RECORDS

1949-50 (27-4) - George Dahlberg

North Dakota\$	W, 83-53
North Dakota\$	W, 73-61
College of Idaho\$	W, 83-34
Eastern Washington\$	W, 84-76
Whitman	W, 81-30
Whitman	W, 79-56
Whitworth	W, 78-63
Whitworth	W, 91-61
Eastern Washington^	L, 67-59
Rocky Mountain College	W, 95-52
Rocky Mountain College	W, 84-31
Idaho State College	W, 79-70
Idaho State College	W, 81-74
Gonzaga	W, 89-73
Gonzaga	W, 67-65
at Montana State	W, 59-58
at Montana State	L, 51-46
Thompson's Goodies*	W, 94-52
Portland	W, 93-55
Portland	W, 63-46
at Idaho State College	W, 87-50
at Idaho State College	W, 78-53
at Gonzaga	W, 75-68
at Gonzaga	L, 65-42
at Whitworth	W, 95-73
Montana State	W, 71-51
Montana State	W, 72-56
Western Montana College%	W, 80-53
at Butte All-Stars	W, 91-83
at Helena All-Stars	W, 101-62
Portland#	L, 48-47

\$ Played in Pocatello, Idaho

^ Played in Wallace, Idaho

* A.A.U. team

% Played in Anaconda

NAIB Tournament, Kansas City, Mo.

1950-51 (12-19) - George Dahlberg

at Eastern Washington	L, 59-51
at Idaho	L, 47-43
at Idaho	L, 52-50
Pacific Lutheran	L, 54-50
Pacific Lutheran	W, 64-51
Eastern Washington	W, 56-55
Whitworth	W, 72-58
Whitworth	L, 52-38
Utah State\$	L, 67-58
Colorado State\$	L, 65-54
New Mexico!	L, 71-59
at Rocky Mountain	L, 67-63
at Rocky Mountain	W, 60-52
Collegians (Alumni)	L, 52-64
Collegians (Alumni)	W, 63-58
at Whitworth	L, 75-63
at Gonzaga	L, 56-52
at Gonzaga	L, 63-56
Montana State	L, 81-58
Montana State	W, 57-54
Idaho State	W, 54-47
Idaho State	L, 60-49
at Willamette	W, 64-52
at Portland	L, 76-60

at Portland	L, 67-50
Gonzaga	W, 61-49
Gonzaga	W, 59-57
Rocky Mountain	W, 73-47
Rocky Mountain	W, 72-61
at Montana State	L, 53-41
at Montana State	L, 72-45
\$ Played in Denver, Colo.	

1951-52 (12-14) - George Dahlberg

Idaho	L, 64-58
Idaho@	L, 64-54
Washington State	L, 46-45
Washington State	W, 52-51
at Washington State	L, 68-63
at Washington State	L, 63-49
Gonzaga^	W, 70-56
Gonzaga%	L, 69-62
Gonzaga\$	W, 83-64
at Utah State	W, 72-70
at Utah	L, 82-54
at BYU	L, 80-56
at Idaho State	W, 56-54
Wyoming	L, 71-51
at Wyoming	L, 81-50
at Colorado State	W, 54-51
New Mexico	W, 74-64
at Montana State	L, 69-56
Montana State	W, 84-56
BYU	L, 50-47
Utah	W, 63-60
Colorado State	W, 57-46
Denver	W, 66-53
at New Mexico	W, 63-59
at Denver	L, 66-59
Utah State	L, 72-60

@ Played in Wallace, Idaho

^ Played in Kalispell

% Played in Anaconda

\$ Played in Great Falls

1952-53 (14-11) - George Dahlberg

at Washington State	W, 78-71
at Idaho	L, 70-50
Gonzaga\$	L, 77-69
Gonzaga^	W, 89-75
at Washington State^	W, 64-52
Washington State	W, 85-61
Montana State^	W, 77-55
at Colorado State	L, 93-86
at Wyoming	L, 79-65
BYU	W, 56-51
Utah	W, 83-72
Montana State	W, 84-71
Montana State	W, 69-68
at BYU	L, 91-56
at Utah	L, 68-51
at Utah State	L, 87-78
Denver	W, 74-57
New Mexico	W, 78-70
Colorado State	W, 68-66
Wyoming	L, 69-60
at New Mexico	L, 70-63
at Montana State	L, 66-60

at Montana State	W, 69-66
Utah State	W, 76-61
at Denver	L, 69-62
\$ Played in Kalispell	
^ Played in Butte	

1953-54 (8-19) - George Dahlberg

at Washington State	L, 67-55
at Idaho	L, 68-49
at Idaho	L, 58-40
#1 Indiana	L, 74-54
#20 Idaho	L, 66-57
#17 Idaho	W, 60-57
at Montana State	W, 64-62
at Montana State	W, 70-60
at Colorado State	L, 73-50
at Wyoming	L, 65-49
Utah	W, 76-56
BYU	L, 71-62
at BYU	L, 62-54
at Utah	L, 73-62
at Idaho State	L, 87-62
Colorado State	L, 67-64
Wyoming	L, 68-53
at Denver	L, 70-65
at New Mexico	L, 76-67
Utah State	L, 70-66
at Gonzaga	W, 82-78
at Gonzaga	W, 86-84
Denver	W, 60-52
New Mexico	W, 76-65
Montana State	L, 54-53
Montana State	L, 80-57
at Utah State	L, 85-56

1954-55 (12-14) - George Dahlberg

Whitworth\$	L, 86-71
Gonzaga	W, 77-58
Gonzaga	W, 73-71
at Idaho	L, 100-70
Idaho	W, 63-58
at Washington State	L, 72-63
at Whitworth	W, 63-62
vs. St. John's^	W, 75-65
Wyoming	W, 44-42
Colorado State	L, 75-58
at BYU	L, 92-76
at #9 Utah	L, 91-58
at Utah State	L, 86-61
Montana State	W, 71-62
Montana State	W, 83-64
Denver	W, 69-55
New Mexico	W, 66-60
at New Mexico	W, 57-47
at Denver	L, 74-68
at Colorado State	L, 54-48
at Wyoming	L, 72-37
#10 Utah	L, 101-68
BYU	L, 63-62
at Montana State	W, 67-60
at Montana State	L, 80-56
Utah State	L, 79-70
\$ Played in Kalispell	
^ Played in Billings	

COACHING RECORDS



Head Coach Forrest "Frosty" Cox

1955-56 (14-12) - Forrest "Frosty" Cox

Idaho	W, 70-63
at Whitworth	L, 67-65
at Idaho	W, 70-65
Washington State	W, 73-54
Gonzaga	W, 85-69
Whitworth\$	W, 60-46
Utah	L, 71-56
BYU	L, 73-64
at New Mexico	L, 92-79
at New Mexico	L, 73-50
at Denver	L, 65-51
at #20 Utah	L, 89-60
Utah State	W, 62-60
St. Francis	W, 72-56
at Montana State	L, 55-54
at Montana State	W, 69-57
at Wyoming	L, 92-68
at Colorado State	L, 96-76
Gonzaga	W, 78-73
Denver	W, 89-72
Montana State	W, 74-66
Montana State	W, 68-58
at Utah State	L, 73-67
at BYU	L, 95-73
Wyoming	W, 59-56
Colorado State	W, 63-62

\$ Played in Kalispell, Mont.

1956-57 (13-9) - Forrest Cox

Idaho	L, 72-56
at Washington State	L, 81-58
at Idaho	L, 57-52
Washington State	W, 66-48
Washington State	W, 66-61
North Dakota State	W, 71-47
at BYU	L, 85-68
at Utah State	L, 80-79
New Mexico	W, 69-50

Denver	W, 52-49
Utah	W, 60-48
Montana State	W, 60-46
Wyoming	W, 64-60
Colorado State	W, 74-63
at Utah	L, 84-70
at Denver	L, 55-53
at New Mexico	W, 36-33
Utah State	W, 78-67
BYU	W, 71-63
at Montana State	L, 88-71
at Wyoming	W, 81-78
at Colorado State	L, 59-55

1957-58 (12-10) - Forrest Cox

at Idaho	L, 64-56
at Washington State	W, 78-62
Colorado	L, 77-60
Idaho	W, 64-60
Washington State	L, 67-59
Washington State	W, 68-58
Montana State	W, 75-66
at #15 Utah	W, 73-67
BYU	W, 71-69
at Denver	L, 55-53
at New Mexico	W, 68-49
Utah State	W, 59-47
at Montana State	L, 72-63
at Wyoming	L, 68-62
at Colorado State	L, 75-59
Utah	L, 69-60
New Mexico	W, 71-45
Denver	L, 55-52
at Utah State	W, 77-75
at BYU	L, 81-73
Colorado State	W, 51-44
Wyoming	W, 75-55

1958-59 (10-14) - Forrest Cox

Idaho	L, 71-51
at Nebraska	L, 75-43
at Colorado	L, 86-55
at Montana State	L, 51-49
at Idaho	L, 67-57
Washington State	W, 53-43
at Oregon	L, 70-69
at Oregon	W, 82-75
Montana State	W, 73-50
at Washington State	L, 66-58
Utah	L, 71-69
at BYU	L, 82-59
Denver	L, 66-62
New Mexico	W, 63-44
at Utah State	L, 75-59
Wyoming	W, 73-61
Colorado State	W, 49-43
at #17 Utah	L, 83-71
at New Mexico	W, 84-59
at Denver	L, 74-70
Utah State	L, 81-79
BYU	W, 93-68
at Colorado State	W, 70-66
at Wyoming	W, 85-65

1959-60 (7-17) - Forrest Cox

Idaho	W, 71-67
at Washington State	L, 84-60
at Idaho	L, 76-59
South Dakota	W, 73-63
at Oregon State	L, 67-52
at Oregon State	L, 78-58
Nebraska	W, 64-58
at #4 Utah	L, 78-62
BYU	L, 63-58
at Denver	W, 70-69
at New Mexico	L, 77-69
#9 Utah State	L, 83-74
at Montana State	L, 73-72
Montana State	W, 86-71
at Wyoming	L, 74-69
at Colorado State	L, 78-58
Washington State	L, 74-70
#9 Utah	L, 92-76
New Mexico	L, 80-79
Denver	L, 79-70
at #8 Utah State	L, 89-63
at BYU	W, 87-67
Colorado State	L, 71-55
Wyoming	W, 82-67

1960-61 (14-9) - Forrest Cox

at Idaho	W, 67-55
Montana State	L, 71-66
Montana State	W, 63-54
Idaho State	W, 57-41
North Dakota	W, 86-53
at Idaho State	W, 60-58
at BYU	L, 74-66
Denver	W, 61-44
New Mexico	W, 83-66
Idaho	W, 64-59
at Utah State	L, 58-57
at Utah	L, 72-56
at Montana State	W, 71-69
at Montana State	L, 62-59
Wyoming	W, 72-61
Colorado State	W, 70-60
Utah	L, 76-55
at New Mexico	W, 56-53
at Denver	L, 56-36
Utah State	W, 66-58
BYU	L, 72-64
at Colorado State	L, 67-49
at Wyoming	W, 64-55

1961-62 (10-14) - Forrest Cox

Oregon State	L, 82-76
Oregon State	W, 56-54
at Washington	L, 59-42
at Washington	L, 73-57
at Montana State	W, 63-45
at Eastern Washington	W, 101-63
at Idaho	L, 81-62
Montana State	W, 69-61
Idaho	W, 63-61
BYU	L, 63-59
at New Mexico	W, 91-79

at Denver	L, 60-55
Utah	L, 68-66
Utah State	L, 62-57
at Montana State	L, 76-63
at Colorado State	L, 58-36
at Wyoming	L, 72-64
at Utah	L, 97-61
Denver	W, 63-54
New Mexico	W, 73-47
at BYU	L, 80-66
at Utah State	L, 66-62
Wyoming	W, 78-72
Colorado State	W, 71-62

1962-63 (6-18) - Ron Nord

at Kansas	L, 68-56
at Missouri	L, 86-66
at Oklahoma State	L, 65-47
North Dakota	W, 95-83
Washington State	W, 75-57
Washington	L, 59-50
Washington	L, 57-54
Macalester	W, 78-51
Idaho	L, 75-60
Seattle	L, 58-54
Utah State	L, 84-58
at Air Force	L, 86-62
at Weber State	L, 89-79
at Idaho	L, 78-69
Montana State	W, 78-71
Cal State Fullerton	W, 74-72
at BYU	L, 83-80
at Utah State	L, 85-67
at Seattle	L, 100-63
at Washington State	L, 74-63
at Montana State	L, 78-68
at Montana State	L, 77-68
Weber State	W, 84-75
Montana State	L, 88-73

1963-64 (6-17) - Ron Nord

Nevada	W, 68-54
at North Dakota	W, 79-77
at North Dakota State	W, 76-51
at Bemidji State	W, 80-70
Minnesota-Duluth	L, 80-72
BYU	L, 89-65
Pacific Lutheran	W, 78-73
at Gonzaga	L, 100-83
Air Force	L, 74-56
Weber State	W, 74-62
Utah State	L, 99-70
at Montana State	L, 96-61
Colorado State	L, 69-47
Idaho State	L, 73-72
Montana State	L, 81-69
at Idaho	L, 66-64
at Oregon	L, 97-67
at Oregon	L, 64-51
at Utah State	L, 103-81
at Gonzaga	L, 83-81
Idaho	L, 64-51
at Idaho State	L, 111-88
at Weber State	L, 83-78

1964-65 (11-15) - Ron Nord

Colorado State-Pueblo	W, 75-69
at Wyoming	L, 94-66
North Dakota	L, 71-62
North Dakota State	W, 87-72
at Bemidji State	W, 88-70
at Minnesota-Duluth	L, 77-71
Augsburg	L, 78-65
New Mexico State	W, 76-65
Idaho	L, 77-58
San Diego	L, 68-67
Montana State	L, 76-74
at Gonzaga	L, 91-79
at Idaho	L, 91-68
Weber State	W, 75-74
Idaho State	L, 71-66
UW-Milwaukee	W, 96-62
Gonzaga	W, 83-82
at Utah	L, 92-109
Cal State Fullerton	W, 95-66
at UNLV	W, 89-71
at Weber State	L, 98-75
at Idaho State	L, 96-80
Hawaii	L, 73-69
at Montana State	L, 84-78
British Columbia	W, 95-80
British Columbia	W, 76-73

§ Played in Las Vegas, Nev.

1965-66 (14-10) - Ron Nord

Arizona State	W, 95-79
Cal State-Chico	W, 83-67
at Washington State	L, 92-62
Washington State	L, 84-78
Wyoming	L, 77-69
at Wisconsin	L, 76-72
at #5 Bradley	L, 87-77
San Diego State	W, 88-74
at British Columbia	L, 74-69
at British Columbia	W, 93-66
at Gonzaga	L, 100-69
at Idaho	L, 90-73
at Montana State	W, 80-76
Portland State	W, 94-68
Pan American	W, 93-63
Hawaii	W, 94-72
at Portland State	W, 84-74
Idaho State	W, 111-84
Weber State	W, 84-66
Montana State	W, 75-73
Gonzaga	L, 82-81
Idaho	W, 100-91
at Idaho State	W, 101-86
at Weber State	L, 106-82

1966-67 (6-18) - Ron Nord

Hiram Scott College	W, 76-69
Illinois State	W, 89-80
Northern Michigan	W, 94-70
at Washington State	L, 78-58
at Seattle Pacific	W, 84-75
at Hawaii	L, 61-55
Notre Dame	W, 70-69

Harvard	L, 88-69
San Diego	L, 71-67
Idaho	L, 82-79
Gonzaga	L, 94-73
Weber State	L, 72-70
Idaho State	W, 89-75
Montana State	L, 82-80
at Washington	L, 85-72
at Portland State	L, 95-82
Washington	L, 85-79
at Montana State	L, 90-69
at Gonzaga	L, 102-60
at Idaho	L, 69-64
Whitworth	L, 69-64
at Weber State	L, 98-77
at Idaho State	L, 88-82
Portland State	L, 108-99

§ Played in Hawaii

1967-68 (8-17) - Ron Nord

at Illinois State	L, 93-76
at Northern Michigan	L, 93-74
Augustana	W, 94-79
Washington State	L, 81-61
Fresno State	W, 88-72
at Evansville	L, 116-76
George Washington	L, 67-66
at Weber State	W, 74-67
at Weber State	L, 75-51
at Idaho State	L, 85-69
Gonzaga	W, 94-75
Gonzaga	L, 83-82
Idaho	L, 76-69
at Montana State	L, 83-79
at Montana State	L, 107-75
at Washington State	L, 79-57
at Washington	L, 74-64
Washington	W, 78-75
Montana State	L, 61-60
at Idaho	L, 77-61
at Idaho	W, 75-66
at Gonzaga	L, 80-54
Idaho State	W, 73-67
Idaho State	W, 83-81
Weber State	L, 83-63

§ Played at Evansville

1968-69 (9-17) - Bob Gope

Seattle Pacific	W, 100-89
St. Cloud State	W, 62-57
at Washington State	L, 90-57
Northern Iowa	W, 85-75
Washington State	W, 100-96
Northern Michigan	W, 75-66
at Southern Illinois	L, 88-66
at San Diego State	L, 71-61
Idaho	W, 67-61
Idaho	W, 57-56
Gonzaga	L, 87-69
at Idaho State	L, 80-73
at Idaho State	L, 82-72
at Weber State	L, 91-61
at Montana State	L, 93-74

COACHING RECORDS

Montana State	L, 85-68
St. Francis	L, 96-79
at Washington	L, 78-75
at Montana State	L, 82-78
at Portland State	L, 84-83
at Gonzaga	L, 71-68
at Gonzaga	W, 76-74
at Idaho	L, 75-65
Weber State	L, 96-72
Weber State	L, 95-77
Idaho State	W, 78-67

1969-70 (8-18) - Bob Cope

Eastern Washington	W, 91-81
at Denver	L, 92-58
at Colorado State	L, 100-77
at Oregon	L, 92-81
at Washington State	L, 106-77
at Utah	L, 109-93
Boise State	L, 89-77
Idaho State	W, 81-73
Idaho State	L, 96-89
Weber State	L, 85-80
Montana State	W, 86-72
at Montana State [§]	L, 82-69
Portland State	W, 107-87
Puget Sound	L, 85-60
Washington	L, 76-68
Montana State	W, 82-75
Parsons	W, 91-70
Gonzaga	L, 68-67
Gonzaga	W, 98-92
Idaho	W, 68-64
at Weber State	L, 58-51
at Weber State	L, 104-61
at Idaho State	L, 124-100

at Idaho	L, 82-65
at Idaho	L, 99-77
at Gonzaga	L, 85-66

§ Played in Butte, Mont.

1970-71 (9-15) - Lou Rocheleau

at Augustana	L, 82-68
at South Dakota	W, 69-65
at Washington State	L, 80-63
at Washington	L, 86-67
Washington State	L, 81-69
Northern Colorado	W, 72-63
at Weber State	L, 85-64
at Northern Arizona	W, 72-63
Montana State	L, 85-82
Puget Sound	L, 96-71
at Gonzaga	L, 81-71
at Idaho	L, 82-60
at Montana State	W, 74-69
Oral Roberts	L, 111-79
at Puget Sound	L, 89-50
at Portland State	L, 93-79
Gonzaga	W, 82-71
Idaho	W, 98-66
at Boise State	L, 98-74
at Idaho State	L, 109-79
Boise State	W, 104-85
Idaho State	W, 85-64
Weber State	L, 82-57
Northern Arizona	W, 109-92

§ Played in Sioux Falls, S.D.

1971-72 (14-12) - Jud Heathcote

at Oregon	L, 69-65
at Washington State	L, 73-55
at Wyoming	L, 88-75

UC Santa Barbara [§]	L, 98-69
St. Mary's	W, 82-76
Midwestern State	W, 90-59
South Dakota	W, 76-68
UC Santa Barbara	L, 86-43
Portland State	W, 76-74
Idaho State	W, 64-62
Boise State	L, 73-71
at Montana State	L, 59-57
Puget Sound	W, 68-61
Air Force	W, 70-63
Montana State	W, 75-66
Idaho	W, 78-61
Gonzaga	L, 66-63
at Idaho	W, 55-40
at Gonzaga	W, 69-53
at Puget Sound	W, 69-66
Northern Arizona	W, 88-67
Weber State	W, 62-60
at Northern Arizona	L, 80-54
at Weber State	L, 71-60
at Idaho State	L, 66-55
at Boise State	L, 94-63

§ Played in Tacoma, Wash.

1972-73 (13-13) - Jud Heathcote

Morningside Collge	W, 75-44
UW-Stout	W, 71-60
at Puget Sound	L, 67-44
Portland State [§]	L, 76-74
Washington State	W, 72-49
Wyoming	W, 58-49
Cal State Hayward	W, 75-62
at Oregon State	L, 79-62
Great Falls	W, 73-52
at Weber State	L, 61-48
at Northern Arizona	W, 70-62
at Colorado-State Pueblo	L, 72-70
at Air Force	L, 69-54
Montana State	L, 70-65
Washington	L, 77-59
Gonzaga	W, 57-54
Idaho	W, 66-50
at Gonzaga	L, 60-57
at Idaho	W, 69-55
at Boise State	L, 74-69
Idaho State	L, 80-58
Boise State	W, 78-63
Idaho State	W, 65-55
Weber State	L, 67-56
Northern Arizona	W, 99-56
at Montana State	L, 53-52

§ Played in Tacoma, Wash.

1973-74 (19-8) - Jud Heathcote

at San Jose State	L, 79-71
at Portland	L, 96-76
at Portland State	L, 66-64
Augustana	W, 89-65
Colorado State-Pueblo	W, 80-48
at Puget Sound	L, 59-58
at Seattle	W, 69-63
Portland State	W, 90-70



COACHING RECORDS

Macalster	W, 101-54
at Idaho State	L, 66-52
at Boise State	L, 58-55
at Idaho	W, 73-68
at Gonzaga	L, 69-68
Great Falls	W, 79-68
Puget Sound	W, 88-49
at Montana State	W, 92-69
Simon Fraser	W, 96-42
Idaho	W, 93-68
Gonzaga	W, 89-54
Northern Arizona	W, 84-52
Weber State	W, 88-69
at Northern Arizona	W, 64-56
at Weber State	W, 62-61
Idaho State	W, 73-58
Boise State	W, 58-56
Montana State	W, 95-86
Idaho State	L, 60-57

1974-75 (21-8) - Jud Heathcote

at Colorado State	W, 54-48
Great Falls	W, 64-45
Arizona State&	L, 93-66
Long Beach State&	L, 78-56
San Jose State	W, 70-63
Portland State	W, 83-47
Seattle	W, 80-61
at UC Santa Barbara	L, 72-62
at Portland State	L, 88-69
Puget Sound	W, 67-58
Weber State	W, 68-48
Northern Arizona	W, 106-75
Montana State	W, 103-77
at Hawaii	L, 83-69
at Hawaii	W, 93-62
at Montana State	W, 70-57
at Gonzaga	W, 53-39
at Idaho	W, 70-63
Gonzaga	W, 55-51
Idaho	W, 81-49
at Boise State	W, 81-66
at Idaho State	L, 49-47
Boise State	W, 68-67
Idaho State	W, 67-36
at Weber State	W, 62-59
at Northern Arizona	W, 81-75
Utah State#	W, 69-63
#2 UCLA##	L, 67-64
#16 UNLV##	L, 75-67
<i>& Arizona Invitational, Tucson, Ariz.</i>	
<i># NCAA Tournament, Pullman, Wash.</i>	
<i>## NCAA Tournament, Portland, Ore.</i>	

1975-76 (13-12) - Jud Heathcote

at Utah State	L, 66-62
Wisconsin-Stout	W, 59-57
at Puget Sound	L, 77-65
at San Jose State	L, 67-61
at Portland State	W, 63-62
Great Falls	W, 83-54
Portland State	L, 69-67
Idaho State	W, 76-71

Boise State	L, 80-74
Air Force	W, 77-56
Colorado State	W, 69-57
Hardin-Simmons	W, 96-77
at Montana State	L, 57-55
Idaho	W, 77-52
Gonzaga	W, 72-54
Arizona State	L, 79-71
at Idaho	W, 81-74
at Gonzaga	L, 60-49
Northern Arizona	W, 78-65
Weber State	W, 69-60
at Northern Arizona	L, 80-64
at Weber State	L, 76-66
at Idaho State	L, 25-23
at Boise State	L, 67-66
Montana State	W, 84-75

1976-77 (6-20) - Jim Brandenburg

San Jose State&	W, 87-71
at Air Force&	W, 65-59
at Creighton&	L, 74-65
Great Falls&	W, 98-62
Northern Colorado&	W, 80-52
Portland&	W, 81-65
at Arizona State&	L, 88-82
at Long Beach State&	W, 77-75
MSU-Billings&	W, 84-63
Boston College&§	W, 84-73
at #15 Minnesota&	L, 102-81
at Weber State&	L, 83-72
at Northern Arizona&	W, 68-59
Montana State&	W, 79-66
at Montana State&	W, 79-72
Gonzaga	W, 53-50
Idaho	W, 55-50
at Gonzaga	L, 63-60
at Idaho	W, 69-63
Utah State	W, 73-67
at Boise State	L, 82-67
at Idaho State	L, 68-51
Boise State	L, 82-72
Idaho State	L, 66-63
Weber State	W, 77-62
Northern Arizona	W, 76-58
<i>& Forefeited due to ineligible player</i>	
<i>§ Played in Minneapolis, Minn.</i>	


1977-78 (20-9) - Jim Brandenburg

Wisconsin-Stout	W, 77-67
at Northern Colorado	L, 76-75
at Denver	W, 71-64
at Portland	W, 79-71
at BYU%	W, 76-72
William & Mary%	L, 71-60
St. Cloud State	W, 95-64
Creighton	L, 71-67
at Univ. of the Pacific	W, 64-61
at Fresno State	L, 49-44
Great Falls	W, 93-64
at Idaho State	L, 65-57
at Boise State	L, 77-59
at Montana State	W, 74-58

Montana State	W, 65-57
at Idaho	W, 67-60
at Gonzaga	W, 69-55
Idaho	W, 81-68
Gonzaga	W, 59-47
Athletes in Action	W, 88-87
Northern Arizona	W, 58-46
Weber State	W, 67-52
at Northern Arizona	W, 81-72
at Weber State	L, 76-58
Idaho State	W, 93-77
Boise State	W, 73-67
Utah State	L, 89-68
Boise State*	W, 70-61
Weber State*	L, 62-55 (OT)

% *BYU Tournament, Provo, Utah*

* *Big Sky Conference tournament, Missoula*



Head coaches Jim Brandenburg and Mike Montgomery

1978-79 (14-13) - Mike Montgomery

Wisconsin-Stout	W, 61-41
at Puget Sound	L, 74-65
Carroll College	W, 85-41
at Washington	L, 58-44
at Portland State	L, 69-54
Univ. of the Pacific	W, 65-57
at Kansas State	W, 61-60
Northern Colorado	W, 84-42
Fresno State	L, 37-36
La Salle%	W, 91-78
Portland%	L, 77-69
Gonzaga	W, 68-53
Idaho	W, 70-49
at Northern Arizona	L, 72-59
at Weber State	L, 60-46
Air Force	W, 67-53
Idaho State	W, 70-55
Boise State	W, 61-50

COACHING RECORDS

at Montana State	L, 57-50
at Idaho	L, 62-56
at Gonzaga	L, 56-52
Weber State	W, 78-73
Northern Arizona	W, 55-51
at Boise State	L, 79-78
at Idaho State	L, 78-77
Montana State	W, 55-53
at Weber State*	L, 98-71

% KOA Classic, Billings

* Big Sky Conference tournament, Ogden, Utah

1979-80 (17-11) - Mike Montgomery

Doane College	W, 65-63
Wisconsin-Stout	W, 78-64
at Air Force	L, 44-43
at San Jose State	W, 74-72
Cal State Dominguez Hills	W, 86-62
Carroll College	W, 94-33
Denver	W, 78-59
Minnesota State	W, 78-68
at UNLV	L, 99-69
at North Texas	L, 69-60
Long Beach State	L, 88-77
at Northern Arizona	L, 65-53
at Nevada	L, 59-53
Idaho State	W, 77-54
Weber State	L, 51-48
at Boise State	W, 64-59
at Idaho	L, 63-62
Montana State	W, 92-78
Nevada	W, 56-55
Northern Arizona	W, 66-56
at #16 Weber State	L, 74-60
at Idaho State	W, 65-52
Idaho	L, 51-44
Boise State	W, 83-62
Portland State	W, 88-70
at Montana State	W, 85-78
Idaho*	W, 63-53
Weber State*	L, 98-71

* Big Sky Conference tournament, Ogden, Utah

1980-81 (19-9) - Mike Montgomery

Western Washington	W, 74-55
San Jose State	L, 50-49
at Portland State	W, 96-74
Puget Sound	L, 68-59
at Northern Colorado	W, 71-52
Cal State Chico	W, 64-55
Eastern Washington	W, 78-60
Maine%	W, 59-58
Gonzaga%	L, 59-57
at Nebraska	L, 69-46
MSU-Billings	W, 58-44
UC Irvine	L, 65-63
Nevada	W, 81-77
Northern Arizona	W, 77-65
at Weber State	W, 69-62
at Idaho State	W, 53-49
Idaho	L, 47-44 (OT)
Boise State	W, 47-40
at Montana State	L, 71-54

at Northern Arizona	W, 64-56
at Nevada	W, 60-58
Idaho State	W, 79-62
Weber State	W, 68-51
at Boise State	W, 60-57
at Idaho	L, 87-78
Montana State	W, 63-58
Montana State*	W, 85-64
at Idaho*	L, 70-64

% Montana Holiday tournament, Missoula

* Big Sky Conference tournament, Moscow, Idaho

1981-82 (17-10) - Mike Montgomery

Wisconsin-Stout	W, 55-32
Utah State	W, 61-46
Augustana	W, 81-60
at Gonzaga	L, 80-77
Washington	L, 70-58
at St. Mary's	L, 53-51 (OT)
College of Idaho	W, 84-58
Arkansas State%	W, 69-49
UC Irvine%	L, 46-44
at Washington State	L, 73-59
at UC Santa Barbara	W, 64-61
Carroll	W, 78-47
at Idaho State	L, 47-44
at Weber State	W, 47-44
Montana State	L, 58-57
Boise State	W, 86-75
#8 Idaho	W, 53-51
at Nevada	L, 75-67
at Northern Arizona	W, 67-65
Weber State	W, 61-50
Idaho State	W, 53-39
at Montana State	W, 82-67
at #11 Idaho	L, 71-58
at Boise State	W, 70-69
Northern Arizona	W, 65-52
Nevada	W, 82-74
Nevada*	L, 97-93

% Montana Holiday tournament, Missoula

* Big Sky Conference tournament, Moscow, Idaho

1982-83 (22-7) - Mike Montgomery

Simon Fraser	W, 69-63
Central Washington	W, 74-48
Nebraska	W, 61-51
St. Mary's	W, 69-56
South Dakota State	W, 98-58
Southern Utah	W, 80-53
Washington State	W, 61-58
West Texas State%	W, 88-82
Portland%	W, 49-46 (OT)
at Fresno State	L, 55-41
at Pacific	W, 66-65
Gonzaga	L, 57-54
at Washington	W, 72-65
Lewis-Clark State	W, 87-57
at Weber State	L, 70-63
at Idaho	W, 65-58
at Montana State	W, 64-42
Idaho	W, 59-49
Boise State	W, 71-61 (OT)

Nevada	W, 84-56
Northern Arizona	W, 54-50
at Idaho	W, 80-61
at Boise State	L, 62-59
Idaho State	W, 69-55
Weber State	L, 56-54
Montana State	W, 60-54
at Northern Arizona	L, 76-70
at Nevada	W, 75-73
Weber State*	L, 54-53

% Montana Holiday tournament, Missoula

* Big Sky Conference tournament, Reno, Nev.

1983-84 (23-7) - Mike Montgomery

Pacific	W, 76-64
St. Martin's	W, 80-51
Linfield	W, 76-48
at Air Force	W, 70-55
at Washington State	W, 47-45
Tennessee Tech%	W, 68-61
Cal State Fullerton%	W, 60-46
Eastern Washington	W, 97-63
at UC Irvine	L, 91-83
at Loyola Marymount	W, 92-80
Southeast Missouri State	W, 72-50
at Eastern Washington	W, 87-81 (OT)
Central Washington	W, 71-58
Boise State	W, 62-52
Idaho	W, 72-53
at Nevada	L, 59-61
at Northern Arizona	W, 59-54
at Weber State	L, 67-59 OT
Idaho State	W, 74-50
Montana State	W, 65-51
at Idaho	W, 76-56
at Boise State	L, 75-71
Northern Arizona	W, 69-58
Nevada	W, 79-62
at Idaho State	W, 61-58
at Weber State	L, 59-58
at Montana State	L, 60-59
Northern Arizona*	W, 69-54
Montana State*	W, 76-64
Nevada*	L, 71-69

% Montana Holiday tournament, Missoula

* Big Sky Conference tournament, Ogden, Utah

1984-85 (22-8) - Mike Montgomery

Simon Fraser	W, 87-52
Wisconsin-Stout	W, 56-54
at Oregon	L, 58-57
Air Force	W, 80-55
MSU-Billings	W, 72-58
Georgia State%	W, 74-62
Northeastern%	W, 81-80
Washington State	L, 54-53
UC Irvine	W, 83-68
at Cal State Fullerton	W, 60-59
at Eastern Washington	W, 77-70
Seattle Pacific	W, 79-72
Eastern Washington	W, 72-59
at Loyola Marymount	W, 74-58
at Boise State	W, 61-51

COACHING RECORDS

at Idaho	W, 60-54
Nevada	W, 80-69
Northern Arizona	W, 76-69
at Weber State	L, 95-70
at Idaho State	W, 73-65
at Montana State	L, 74-71
Idaho	W, 71-50
Boise State	W, 65-49
at Northern Arizona	L, 76-72
at Nevada	L, 86-81
Idaho State	W, 63-62
Weber State	W, 66-58
Montana State	W, 66-50
at Boise State*	L, 67-54
at UCLA#	L, 78-47

% Montana Holiday tournament, Missoula

* Big Sky Conference tournament, Boise, Idaho

NIT, Los Angeles, Calif.

1985-86 (21-11) - Mike Montgomery

Simon Fraser	W, 108-73
Seattle	W, 92-46
at Texas Tech	L, 65-58
at Rice	L, 64-61
at Eastern Washington	W, 59-56
San Diego%	W, 84-77
South Alabama%	W, 71-66
at UC Irvine	L, 85-72
at Pacific	L, 63-57
UC Santa Barbara	W, 78-65
Washington	W, 78-65
Eastern Washington	W, 86-67
Eastern Montana College	W, 63-57
Portland	W, 68-50
at Nevada	W, 69-68
at Northern Arizona	L, 72-61
Weber State	W, 87-61
Idaho State	W, 65-50
at Idaho	L, 70-64
at Boise State	W, 75-61
Montana State	W, 88-74
Northern Arizona	W, 73-71
Nevada	W, 92-75
at Idaho State	L, 66-59
at Weber State	L, 95-80
Boise State	W, 91-76
Idaho	W, 91-68
at Montana State	L, 88-76
Idaho*	W, 68-60
Weber State*	W, 72-68
Montana State*	L, 82-77
TCU#	L, 76-69

% Montana Holiday tournament, Missoula

* Big Sky Conference tournament, Reno, Nev.

NIT, Missoula



Head Coach Stew Morrill

1986-87 (18-11) - Stew Morrill

Simon Fraser	W, 104-54
Oregon	L, 92-86
at Washington State	L, 73-64
Fresno State	W, 80-65
Southern Oregon	W, 77-49
Kent State%	W, 73-63
Houston Baptist%	W, 91-83
Eastern Washington	W, 65-43
UC Irvine	W, 101-80
Pacific	W, 76-65
Central Washington	W, 91-66
Lewis-Clark State	W, 88-73
at Santa Clara	L, 78-70
at Portland	L, 67-65
Nevada	W, 73-66
Northern Arizona	W, 73-61
at Weber State	L, 84-70
at Idaho State	W, 71-65
Idaho	W, 74-57
Boise State	W, 75-63
at Montana State	L, 98-90
at Northern Arizona	W, 66-61
at Nevada	L, 78-65
Idaho State	W, 73-66
Weber State	W, 82-78
at Boise State	L, 86-51
at Idaho	L, 102-76
Montana State	L, 96-86
Idaho*	L, 63-62

% Montana Holiday tournament, Missoula

* Big Sky Conference tournament, Flagstaff, Ariz.

1987-88 (18-11) - Stew Morrill

Wisconsin-Stout	W, 70-66
at MSU-Billings	W, 67-63
Cal State Fullerton	W, 71-66
at San Diego	L, 61-56
Texas Tech	W, 72-62

Florida A&M%	W, 83-77
Georgia Southern%	W, 68-57
at St. Mary's	W, 53-52
Santa Clara	W, 82-74
Rice	W, 64-48
Central Washington	W, 68-62
Weber State	W, 60-57
Boise State	L, 76-61
at Nevada	W, 69-67
at Northern Arizona	W, 63-53
Eastern Washington	L, 70-67
Idaho	L, 64-63
Idaho State	W, 75-65
at Montana State	W, 60-59
at Weber State	L, 67-60
at Boise State	L, 74-51
Nevada	L, 97-88
Northern Arizona	L, 75-68
at Idaho State	L, 79-70
Montana State	W, 88-70
at Idaho	L, 83-75
at Eastern Washington	W, 66-65
Northern Arizona*	W, 77-72
Montana State*	L, 60-54

% Montana Holiday tournament, Missoula

* Big Sky Conference tournament, Bozeman

1988-89 (20-11) - Stew Morrill

Simon Fraser	W, 87-61
#20 Stanford&	L, 79-63
North Dakota State	W, 98-69
at Portland	W, 67-62
St. Mary's	L, 71-58
Valparaiso%	W, 73-61
St. Peter's%	L, 71-67
Montana Tech	W, 86-53
at Creighton	L, 57-51
San Diego	W, 80-65
Western Washington	W, 90-63
at U.S. International	W, 82-80
at Colorado State	L, 68-66 (OT)
Idaho	W, 62-54 (OT)
Eastern Washington	W, 81-60
at Boise State	L, 60-54
at Idaho State	W, 64-54
at Northern Arizona	W, 78-75 (OT)
at Nevada	L, 93-78
Idaho State	W, 77-54
Montana State	W, 86-67
at Montana State	W, 80-59
Boise State	W, 68-61
Weber State	L, 76-66
at Eastern Washington	W, 86-79
at Idaho	L, 92-79
at Weber State	W, 65-59
Nevada	L, 102-93 (OT)
Northern Arizona	W, 90-53
Montana State*	W, 87-84
Idaho*	L, 66-56

& Preseason NIT, Missoula

% Montana Holiday tournament, Missoula

* Big Sky Conference tournament, Boise, Idaho

COACHING RECORDS

1989-90 (19-10) - Stew Morrill

Simon Fraser	W, 100-62
Portland	W, 88-65
Creighton	W, 56-50
at Wyoming	L, 70-58
Pacific Lutheran	W, 82-51
Monmouth%	W, 56-53
Boston%	W, 73-64
U.S. International	W, 93-69
Colorado State	W, 50-47
at St. Mary's	L, 60-54
at University of the Pacific	L, 61-50
UW-LaCrosse	W, 51-42
at Northern Arizona	W, 68-67
at Nevada	W, 80-70
Idaho	L, 77-68
Eastern Washington	L, 71-70
at Boise State	L, 46-44
at Weber State	W, 65-51
Idaho State	W, 102-76
at Montana State	L, 75-72
Montana State	W, 89-77
at Eastern Washington	L, 85-68
at Idaho	L, 75-60
Nevada	W, 90-71
Northern Arizona	W, 87-66
Weber State	W, 65-63
Boise State	W, 61-43
at Idaho State	W, 80-62
Montana State*	L, 69-57

% Montana Holiday tournament, Missoula

* Big Sky Conference tournament, Boise, Idaho

1990-91 (23-8) - Stew Morrill

Simon Fraser	W, 87-56
Pacific	W, 76-67
at Washington	L, 78-62
Southwest Texas State%	W, 84-74
St. Peter's%	L, 70-54
Cal State Northridge	W, 108-73
Wyoming	L, 75-67
at U.S. International	W, 104-86
Seattle	W, 80-68
at Portland	W, 85-86 (OT)
at Oregon	L, 85-76
St. Mary's	W, 79-58
Idaho State	W, 98-67
Boise State	W, 66-56
at Northern Arizona	W, 62-60
at Nevada	L, 86-77
Idaho	W, 72-67
Eastern Washington	W, 88-87
Weber State	W, 72-60
at Montana State	W, 91-69
at Boise State	L, 72-53
at Idaho State	W, 82-77
Nevada	W, 79-63
Northern Arizona	W, 89-68
at Weber State	W, 79-67
at Eastern Washington	W, 95-93
at Idaho	L, 78-68
Montana State	W, 74-67

Idaho State*	W, 109-97
Idaho*	W, 67-62
#1 UNLV#	L, 99-65
% Montana Holiday tournament, Missoula	
* Big Sky Conference tournament, Missoula	
# NCAA Tournament, Tucson, Ariz.	



Head Coach Blaine Taylor

1991-92 (27-4) - Blaine Taylor

Simon Fraser	W, 87-58
Oregon	W, 78-39
at San Jose State	W, 72-51
Southeastern Louisiana%	W, 89-47
Texas-Arlington%	W, 71-68
Portland	W, 98-68
at Cal State Northridge	W, 67-48
at Pepperdine	W, 89-88
at Southern Utah	L, 74-65
Washington	W, 60-55
Coastal Carolina	W, 74-52
Lewis-Clark State	W, 85-65
Weber State	W, 62-60
Idaho State	W, 87-74
at Eastern Washington	W, 71-65
Montana State	W, 73-59
Idaho	W, 73-58
Boise State	W, 53-48
at Northern Arizona	W, 74-59
at Nevada	L, 89-67
at Idaho State	W, 84-75
at Weber State	W, 77-73
Eastern Washington	W, 91-66
at Montana State	W, 72-71
at Boise State	W, 71-58
at Idaho	L, 73-63
Nevada	W, 103-86
Northern Arizona	W, 90-59
Idaho*	W, 69-52
Nevada*	W, 73-68
#20 Florida State#	L, 78-68
% Montana Holiday tournament, Missoula	
* Big Sky Conference tournament, Missoula	
# NCAA Tournament, Boise, Idaho	

1992-93 (17-11) - Blaine Taylor

Simon Fraser	W, 76-63
Southern Utah	L, 60-55
Bucknell%	W, 63-60
Texas Tech%	L, 85-82 (2OT)
San Jose State	W, 55-51
at Portland	W, 74-66
Sacramento State	W, 53-38
Pepperdine	L, 68-58
Rocky Mountain	W, 72-56
Cal State Northridge	W, 63-55
at Northeastern Illinois	W, 65-59
at Creighton	L, 84-78 (2OT)
MSU-Billings	W, 95-47
at Idaho	L, 60-50
at Eastern Washington	L, 75-68
Weber State	W, 68-61
Northern Arizona	W, 74-55
at Idaho State	W, 54-53
at Boise State	L, 66-75
Montana State	L, 62-65 (OT)
Eastern Washington	W, 85-65
Idaho	W, 68-65
at Northern Arizona	W, 54-46
at Weber State	L, 74-66
Boise State	L, 59-56
Idaho State	W, 68-62
at Montana State	W, 56-54
Idaho State*	L, 61-50

% Montana Holiday tournament, Missoula

* Big Sky Conference tournament, Moscow, Idaho

1993-94 (19-9) - Blaine Taylor

Sacramento State	W, 76-36
Simon Fraser	W, 99-67
at Washington	W, 80-73 (3OT)
Southern Utah%	W, 79-54
UMKC%	W, 97-72
Montana Western	W, 63-54
at Cal Poly	W, 60-52
Creighton	W, 67-58
Northeastern Illinois	W, 88-74
Westen Oregon State	W, 90-67
Portland	W, 91-69
at UMKC	W, 56-54
at Rice	W, 79-70
Idaho	L, 74-71
Eastern Washington	W, 77-51
at Weber State	L, 97-91 (3OT)
at Northern Arizona	W, 74-60
Idaho State	L, 85-82
Boise State	W, 72-68
at Montana State	L, 80-79
at Eastern Washington	W, 70-69
at Idaho	L, 62-54
Northern Arizona	W, 98-85
Weber State	L, 84-75
at Boise State	L, 66-60
at Idaho State	L, 91-77
Montana State	W, 70-55
Idaho*	L, 74-63

% Montana Holiday tournament, Missoula

* Big Sky Conference tournament, Boise, Idaho

1994-95 (21-9) - Blaine Taylor

Simon Fraser	W, 88-65
Washington	W, 67-56
Texas Southern%	W, 64-58
Mississippi State%	L, 90-85
at St. Mary's	W, 66-56
at Nevada	L, 73-63
Southern Oregon State	W, 99-75
Central Washington	W, 83-75
at Long Beach State	L, 79-69
Cal Poly	W, 103-54
at Oregon	L, 102-97
Rice	W, 90-81
Lewis-Clark State	W, 91-60
at Northern Arizona	L, 68-67
at Weber State	W, 92-87
Montana State	W, 82-78
Boise State	L, 74-66
Idaho State	W, 88-66
at Idaho	W, 76-71
at Eastern Washington	W, 74-65
Weber State	L, 57-54
Northern Arizona	W, 76-62
at Montana State	W, 66-64
at Boise State	W, 76-63
at Idaho State	W, 86-69
Eastern Washington	W, 84-76
Idaho	W, 80-64
Montana State*	W, 83-73
Weber State*	L, 84-62
UTEP#	L, 90-60
% Montana Holiday tournament, Missoula	
* Big Sky Conference tournament, Ogden, Utah	
# NIT, El Paso, Texas	

1995-96 (20-8) - Blaine Taylor

Simon Fraser	W, 83-57
UMKC	W, 70-60
at Sacramento State	W, 76-70
Cal Poly%	W, 87-68
Fairfield%	W, 92-62
at #4 Arizona	L, 84-66
Nevada	W, 74-56
at Washington State	L, 87-98
Lewis-Clark State	W, 77-59
Oregon	L, 66-64
at Cal State Fullerton	W, 70-62
Black Hills State	W, 74-62
St. Mary's	W, 70-63
Northern Arizona	W, 66-64
Weber State	W, 84-77
at Montana State	L, 72-65
at Boise State	L, 69-59
at Idaho State	W, 94-75
Idaho	W, 94-68
Eastern Washington	W, 71-70
at Weber State	L, 97-80
at Northern Arizona	W, 77-46
Montana State	W, 73-64
Idaho State	W, 80-69
Boise State	W, 76-61
at Eastern Washington	W, 76-69

at Idaho	L, 75-84
Idaho*	L, 67-72
% Montana Holiday tournament, Missoula	
* Big Sky Conference tournament, Bozeman	

1996-97 (21-11) - Blaine Taylor

Middle Tennessee State^	L, 66-63
at Alaska-Fairbanks^	W, 65-54
Baylor^	L, 77-71
Sacramento State	W, 69-45
Cal State Fullerton	L, 80-73
American%	W, 77-68
Oral Roberts%	L, 78-69
Washington State	W, 71-65
at Gonzaga	W, 67-63
Montana Western	W, 87-67
Long Beach State	W, 80-70
at Texas-Arlington	W, 69-48
at Idaho State	L, 82-73
at Weber State	L, 104-95
Northern Arizona	L, 82-69
Cal State Northridge	W, 76-62
at Portland State	W, 69-68
at Eastern Washington	W, 73-69
at Sacramento State	W, 81-51
Montana State	W, 81-71
Weber State	L, 72-68
Idaho State	W, 60-58
at Cal State Northridge	W, 78-75
at Northern Arizona	L, 72-69
Sacramento State	W, 95-51
at Oral Roberts	L, 96-67
Portland State	W, 68-57
Eastern Washington	W, 74-67
at Montana State	W, 65-47
Weber State*	W, 81-56
Cal State Northridge*	W, 82-79
#5 Kentucky#	L, 92-54
^ Alaska tournament, Fairbanks, Alaska	
% Montana Holiday tournament, Missoula	
* Big Sky Conference tournament, Flagstaff, Ariz.	
# NCAA Tournament, Salt Lake City, Utah	

1997-98 (16-14) - Blaine Taylor

at Bradley	L, 81-54
Oral Roberts	L, 80-68
Texas-Arlington	W, 89-60
Valparaiso^	L, 70-58
at Hawaii-Hilo^	W, 82-76
Wisconsin^	L, 78-61
Western Illinois%	W, 67-65
Illinois-Chicago%	L, 80-70
Whitman	W, 86-46
Gonzaga	L, 87-80
at Southern Utah	W, 76-52
at San Jose State	W, 69-39
Alaska-Fairbanks	W, 73-53
Idaho State	W, 54-48
Weber State	L, 60-58
at Northern Arizona	L, 73-60
at Cal State Northridge	L, 84-72
Portland State	W, 76-67
Eastern Washington	W, 78-66

Sacramento State	W, 52-50
at Montana State	L, 93-73
at Weber State	L, 70-63
at Idaho State	W, 60-55
Cal State Northridge	W, 84-65
Northern Arizona	W, 73-66
at Sacramento State	W, 61-51
at Portland State	L, 57-66
at Eastern Washington	L, 66-77
Montana State	W, 72-66
Montana State*	L, 60-68
^ Big Island Classic, Hilo, Hawaii	
% Montana Holiday tournament, Missoula	
* Big Sky Conference tournament, Flagstaff, Ariz.	



Head Coach Don Holst

1998-99 (13-14) - Don Holst

Simon Fraser	W, 89-60
Southern Utah	L, 74-70
Carroll	W, 89-56
at Idaho	L, 73-70
at St. Mary's	L, 74-73
San Jose State\$	L, 79-52
St. Mary's%	W, 69-62
Idaho%	W, 67-60
Evergreen State	W, 82-70
at Youngstown State	W, 81-74 (OT)
at Illinois-Chicago	W, 63-57
at Montana State	L, 71-61
at Idaho State	W, 73-61
at Weber State	L, 79-61
Northern Arizona	L, 62-59
Cal State Northridge	L, 92-88
at Portland State	L, 73-58
at Eastern Washington	L, 76-69
at Sacramento State	L, 60-57
Montana State	L, 87-74
Weber State	W, 87-53
Idaho State	W, 81-58
Cal State Northridge	W, 74-68
at Northern Arizona	L, 77-53
Sacramento State	W, 78-50
Portland State	W, 87-81 (OT)
Eastern Washington	L, 81-75
\$ Played in Billings	
% Montana Holiday tournament, Butte	

COACHING RECORDS

1999-2000 (17-11) - Don Holst

#25 Gonzaga	L, 76-61
Montana Tech	W, 70-60
at Southeast Missouri State	L, 66-61
at Southern Utah	L, 85-75
at Idaho	L, 70-68 (OT)
Southeast Missouri State%	W, 60-48
Idaho%	L, 72-71
Youngstown State	W, 103-83
at #22 Gonzaga	L, 88-70
St. Mary's	W, 65-62
Rocky Mountain	W, 78-53
Montana State	W, 82-68
Idaho State	W, 71-56
Weber State	L, 78-76
at Northern Arizona	L, 85-72
at Cal State Northridge	L, 79-67
Portland State	W, 78-76
Eastern Washington	W, 88-82
Sacramento State	W, 59-47 (OT)
at Montana State	W, 73-48
at Weber State	W, 66-54
at Idaho State	W, 71-64
Cal State Northridge	W, 73-70 (OT)
Northern Arizona	L, 85-59
at Sacramento State	W, 80-57
at Portland State (OT)	W, 88-79
at Eastern Washington	W, 77-75
Cal State Northridge*	L, 65-76

% Montana Holiday tournament, Missoula

* Big Sky Conference tournament, Missoula

2000-01 (11-16) - Don Holst

Carroll	W, 86-76
Northern Iowa	W, 75-58
at Nevada	L, 86-85
at Pacific	L, 82-64
Southeastern Louisiana	W, 68-59
Gonzaga	L, 77-69
Southern Utah	L, 89-87
at Washington State	L, 67-54
Idaho	W, 79-56
Whitman	W, 86-55
at Baylor	L, 77-57
Portland State	W, 79-58
Eastern Washington	L, 78-76
at Montana State	L, 70-67
at Idaho State	L, 97-69
at Weber State	L, 80-69
Northern Arizona	W, 78-63
Cal State Northridge	L, 74-65
at Portland State	L, 67-60
at Eastern Washington	L, 79-66
at Sacramento State	W, 67-66
Montana State	W, 84-82
Weber State	W, 66-63
Idaho State	L, 79-75
at Cal State Northridge	L, 92-68
at Northern Arizona	L, 77-66
Sacramento State	W, 84-67

2001-02 (16-15) - Don Holst

Evergreen State	W, 80-77
at Gonzaga	L, 83-63
at Northern Iowa	L, 87-67
Concordia-Irvine	W, 72-48
Washington State	W, 75-71
Pacific	L, 77-64
Nevada	W, 75-68
at Idaho	L, 48-47
at Colorado	L, 84-71
Navy!	W, 78-61
Tulsa!	L, 92-82
New Mexico State!	L, 79-67
Loyola Marymount	W, 82-67
at Weber State	W, 80-73
at Eastern Washington	L, 79-46
at Portland State	W, 99-88
Weber State	L, 90-71
Idaho State	W, 74-65
at Northern Arizona	L, 77-64
at Sacramento State	W, 88-78
at Montana State	L, 76-56
Portland State	W, 80-66
Eastern Washington	L, 80-78
at Idaho State	L, 79-64
Sacramento State	W, 86-53
Northern Arizona	W, 70-63
Montana State	L, 75-55
Northern Arizona*	W, 82-64
at Montana State*	W, 70-68
Eastern Washington*	W, 70-66
#11 Oregon#	L, 81-62

!at BYU-Hawaii tournament

* Big Sky Conference tournament, Bozeman, Mont.

NCAA Tournament, Salt Lake City, Utah

2002-03 (13-17) - Pat Kennedy

Northern Iowa	L, 71-77
Denver	W, 75-47
#9 Michigan State%	L, 80-60
Loyola Marymount%	L, 65-62
at Alaska-Anchorage	L, 69-52
Gonzaga	L, 75-67
Montana Tech	W, 66-52
at Washington State	L, 73-61
Idaho	W, 81-69
at #19 Stanford	W, 70-68
Pepperdine	L, 86-69
at Loyola Marymount	W, 75-68
Southern Utah	W, 81-61
at Denver	L, 62-54
at Purdue	L, 84-71
Eastern Washington	L, 72-62
Portland State	W, 61-49
at Idaho State	W, 90-88
at Weber State	L, 97-73
at Montana State	L, 62-58
Northern Arizona	L, 97-93
Sacramento State	W, 66-59
at Portland State	W, 67-49
at Eastern Washington	L, 87-72
Weber State	L, 75-72

Idaho State	W, 69-65
Montana State	W, 66-63
at Sacramento State	W, 77-71
at Northern Arizona	L, 69-59
Sacramento State*	L, 88-75

% Great Alaska Shootout, Anchorage, Alaska

* Big Sky Conference tournament, Missoula

2003-04 (10-18) - Pat Kennedy

at Wisconsin-Milwaukee	L, 95-83
Montana Tech	W, 85-40
Southeast Missouri State%	W, 61-50
Saint Mary's%	W, 75-68
at Cal State Northridge	L, 72-63
San Francisco	L, 72-71
at Auburn	L, 73-51
Washington State	L, 64-50
Jackson State	L, 71-64
at Southern Illinois	L, 82-71
at UNLV	L, 86-67
at #16 Gonzaga	L, 88-67
at Eastern Washington	W, 79-68
at Portland State	L, 89-78
Idaho State	W, 91-76
Weber State	L, 74-61
at Montana State	L, 77-61
at Northern Arizona	L, 83-67
at Sacramento State	L, 76-67
Portland State	L, 59-57
Eastern Washington	L, 71-52
at Weber State	W, 58-55
at Idaho State	W, 88-85
Great Falls	W, 90-46
Montana State	W, 67-58
Sacramento State	W, 80-69
Northern Arizona	L, 80-78 (OT)
Idaho State*	L, 74-73

% Montana Holiday tournament, Missoula

* Big Sky Conference tournament, Pocatello, Idaho



2004-05 (18-13) - Larry Krystkowiak

at #25 Gonzaga	L, 78-62
at Western Kentucky	L, 72-46
Cal State Northridge	W, 90-80
Southern Utah	W, 69-57

COACHING RECORDS

Santa Clara	L, 77-75
at Southeast Missouri State	W, 69-66
at Missouri	L, 87-62
Montana Tech	W, 62-44
at UC Santa Barbara	L, 55-46
at San Francisco	L, 79-58
at Stanford	L, 84-66
Eastern Michigan	W, 80-68
Rocky Mountain	W, 73-67
at Idaho State	W, 70-41
at Weber State	L, 76-62
Montana State	L, 62-60
Northern Arizona	W, 83-79
Sacramento State	W, 84-72
at Portland State	L, 89-77
at Eastern Washington	W, 68-58
Weber State	W, 80-72
Idaho State	W, 80-63
at Montana State	L, 72-62
at Sacramento State	L, 83-80
Eastern Washington	W, 55-53
Portland State	W, 79-65
at Northern Arizona	W, 77-69
Eastern Washinton*	W, 58-48
Montana State**	W, 58-48
Weber State**	W, 63-61
#8 Washington#	L, 88-77

* Big Sky Conf. tournament, Missoula
 ** Big Sky Conf. tournament, Portland, Ore.
 # NCAA Tournament, Boise, Idaho

2005-06 (24-7) - Larry Krystkowiak

at Boise State	L, 90-69
at Loyola Marymount	W, 81-75
Western Oregon	W, 86-57
Utah Valley State	W, 75-59
Stanford	W, 88-69
Loyola Marymount	W, 76-61
Mississippi Valley State§	W, 81-57
at Drake	W, 78-72 (OT)
UM-Western	W, 110-71
at UC Riverside	W, 77-67
at Santa Clara	W, 67-56
Wisconsin-Milwaukee	L, 78-74
Idaho State	W, 80-76
Weber State	W, 71-65
at Montana State	W, 80-64
at Northern Arizona	L, 83-80
at Sacramento State	W, 73-71
Portland State	W, 98-77
Eastern Washington	W, 78-72
at Weber State	L, 72-67
at Idaho State	L, 95-70
Montana State	W, 70-61
Sacramento State	W, 84-79
Oral Roberts!	W, 88-74
at Eastern Washington	W, 68-46
at Portland State	L, 93-92 (OT)
Northern Arizona	W, 96-83
Eastern Washington*	W, 73-71 (OT)
at Northern Arizona*	W, 73-60
#20 Nevada#	W, 87-79

#7 Boston College#	L, 69-56
§ Played in Des Moines, Iowa	
! Bracket Busters, Missoula	
* Big Sky Conference tournament, Flagstaff, Ariz.	
# NCAA Tournament, Salt Lake City, Utah	



Head Coach Wayne Tinkle

2006-07 (17-15) - Wayne Tinkle

MSU-Northern	W, 83-42
at Utah Valley State	L, 74-57
at Wyoming	L, 76-71
West Virginia%	L, 73-56
Virginia Tech%	L, 77-56
Minnesota%	W, 72-65
Boise State	W, 62-58
Western Kentucky	L, 81-65
UC Riverside	W, 72-65
South Dakota State	W, 87-47
Montana Tech	W, 92-63
at Oral Roberts	L, 69-58
at Portland	L, 61-58
at Portland State	W, 80-74
at Eastern Washington	L, 74-71
at Sacramento State	L, 80-72
Montana State	W, 73-65
Idaho State	L, 79-69
Weber State	W, 90-86 (OT)
at Northern Arizona	W, 74-71
at Northern Colorado	W, 68-51
Portland State	L, 70-68
Eastern Washington	W, 85-78
Sacramento State	W, 76-69
at Montana State	W, 72-63
at Weber State	L, 73-67
Pacific!	L, 78-77
Northern Arizona	L, 88-81
Northern Colorado	W, 85-64
at Idaho State	W, 72-71 (OT)
Idaho State	W, 70-63 (OT)
Northern Arizona*	L, 78-71
% Old Spice Classic, Orlando, Fla.	
! Bracket Busters, Missoula	
* Big Sky Conference tournament, Ogden, Utah	

2007-08 (14-16) - Wayne Tinkle

Colorado State	W, 75-39
at #14 Gonzaga	L, 77-54
MSU-Northern	W, 72-47
at South Dakota State	W, 70-61
#9 Washington State%	L, 66-55
Air Force%	W, 59-57
Mississippi Valley State%	W, 69-62
Cal State-Fullerton	L, 100-91
Portland	L, 58-57
at Pacific	L, 76-71 (OT)
at Santa Clara	L, 60-49
at Cal State-Fullerton	L, 79-76 (OT)
Montana Tech	W, 91-36
at Montana State	L, 74-58
at Northern Arizona	L, 72-64
at Sacramento State	W, 76-69
Idaho State	L, 56-54
Weber State	L, 68-67
Eastern Washington	W, 80-61
at Northern Colorado	W, 71-60
at Portland State	L, 70-68
at Eastern Washington	W, 59-57
Montana State	W, 88-76
Sacramento State	W, 90-57
Northern Arizona	L, 80-76
at Weber State	L, 76-67
at Idaho State	W, 72-63 (OT)
Northern Colorado	W, 81-66
Portland State	L, 108-56
at Idaho State*	L, 67-65
% Hispanic College Fund Challenge, Spokane, Wash.	
* Big Sky Conference tournament, Pocatello, Idaho	

2008-09 (17-12) Wayne Tinkle

at Colorado State	L, 85-55
Montana-Western	W, 75-67
Mississippi Valley State	W, 82-65
at #10 Duke	L, 78-58
at Utah Valley	L, 82-75
Santa Clara	L, 71-68
North Dakota	W, 83-63
Denver%	W, 63-44
Texas-Arlington%	W, 67-65
at Fresno State	W, 69-65
at UC Riverside	L, 58-53
at Portland State	L, 72-45
at Washington	L, 75-53
Montana State	W, 73-59
Northern Arizona	W, 62-61
Sacramento State	W, 80-63
at Idaho State	L, 77-67
at Weber State	L, 71-55
at Eastern Washington	W, 63-50
Northern Colorado	W, 68-59
Portland State	W, 72-65
Eastern Washington	W, 60-52
at Montana State	W, 78-63
at Sacramento State	W, 60-48
at Northern Arizona	W, 73-54
Weber State	L, 69-58
Idaho State	W, 79-64

COACHING RECORDS

at Northern Colorado	L, 67-57
Montana State*	L, 56-54
<i>% Montana Holiday tournament, Missoula</i>	
<i>* Big Sky Conference tournament, Missoula</i>	

2009-10 (22-10) - Wayne Tinkle

North Dakota§	W, 61-37
Boise State§	W, 95-82
Loyola Marymount§	W, 64-63
at Denver	L, 56-49
at Oregon	W, 68-55
at #14 Washington	L, 63-59
Northern Arizona	W, 71-54
Northern Colorado	L, 59-48
at Loyola Marymount	W, 82-73
at Colorado State	L, 62-61
MSU-Northern	W, 57-43
UC Riverside	W, 67-52
Fresno State	W, 59-56
Great Falls	W, 100-52
at Idaho State	L, 67-65
at Weber State	L, 64-56
Eastern Washington	W, 79-66
Portland State	W, 90-58
Sacramento State	W, 57-56
at Montana State	L, 61-52
at Northern Colorado	W, 64-62
at Northern Arizona	W, 84-64
Weber State	W, 75-61
Idaho State	W, 91-68
at Portland State	W, 81-76
at Eastern Washington	L, 69-68
Sacramento State	W, 86-58
Montana State	L, 73-67
Northern Arizona*	W, 81-60
Northern Colorado**	W, 68-63
Weber State**	W, 66-65
#8 New Mexico#	L, 62-57
<i>§ Karl Tyler Chevrolet Tournament, Missoula</i>	
<i>* Big Sky Conference tournament, Missoula</i>	
<i>** Big Sky Conference tournament, Ogden, Utah</i>	
<i># NCAA Tournament, San Jose, Calif.</i>	

2010-11 (21-11) Wayne Tinkle

at Nevada	L 81-66
at Utah	L, 80-71
Montana Tech	W, 78-51
Idaho	W, 75-33
Cal State Fullerton	W, 75-67
Portland	L, 58-54
at UCLA	W, 66-57
Great Falls	W, 85-50
at San Francisco	L, 50-48 (OT)
Oregon State	W, 71-66
at Idaho	W, 64-63
at Cal State Fullerton	W, 71-57
Northern Arizona	W, 83-80
Weber State	W, 75-56
at Northern Colorado	L, 63-45
at Sacramento State	W, 68-52
Eastern Washington	W, 66-47
Portland State	W, 77-70
at Idaho State	W, 75-65

Montana State	W, 75-61
at Montana State	W, 79-58
at Weber State	L, 68-52
at Northern Arizona	L, 70-53
Sacramento State	W, 64-44
Northern Colorado	W, 55-42
Idaho State	W, 71-52
at Long Beach State!	L, 74-56
at Portland State	W, 85-84
at Eastern Washington	L, 59-55 (OT)
Weber State*	W, 57-40
at Northern Colorado*	L, 65-60
Duquesne#	L, 87-76

! BracketBusters, Long Beach, Calif.

** Big Sky Conference tournament, Greeley, Colo.*

CBI Tournament, Missoula

2011-12 (25-7) - Wayne Tinkle

at Colorado State	L, 64-58
Great Falls	W, 60-59
Idaho	W, 57-52
at San Diego	W, 73-60
at North Dakota	L, 88-81 (OT)
Long Beach State	W, 73-71
San Francisco	L, 65-62
at Oregon State	L, 71-46
Montana Tech	W, 64-49
Nevada	L, 70-64
at Portland	W, 80-65
Utah Valley	W, 65-52
Portland State	W, 75-64
Eastern Washington	W, 79-71
at Idaho State	W, 68-44
at Northern Arizona	W, 78-53
at Weber State	L, 80-64
Northern Colorado	W, 76-58
Sacramento State	W, 85-56
at Eastern Washington	W, 74-60
at Portland State	W, 69-67
at Montana State	W, 67-58
Idaho State	W, 76-40
at Northern Colorado	W, 75-68
at Sacramento State	W, 67-58
Hawai'i!	W, 94-79
Northern Arizona	W, 78-60
Montana State	W, 57-47
Weber State	W, 66-51
Eastern Washington*	W, 74-66
Weber State*	W, 85-66
#14 Wisconsin#	L, 49-73
<i>! BracketBusters, Missoula</i>	
<i>* Big Sky Conference tournament, Missoula</i>	
<i># NCAA Tournament, Albuquerque, N.M.</i>	

2012-13 (25-7) - Wayne Tinkle

at Colorado State	L, 72-65
Minot State	W, 82-53
at Idaho	W, 66-63
San Diego	W, 67-66
at BYU	L, 85-60
at San Francisco	L, 78-68
Carroll College	W, 78-58
South Dakota State	L, 68-67 (2OT)

at Northern Arizona	W, 62-56
at Sacramento State	W, 61-60
Eastern Washington	W, 81-66
Portland State	W, 62-55
at North Dakota	W, 77-62
at Northern Colorado	W, 85-77
Southern Utah	W, 73-67
Montana State	W, 76-71 (OT)
Idaho State	W, 70-51
Weber State	W, 76-74
at Portland State	W, 81-68
at Eastern Washington	W, 65-46
Northern Colorado	W, 73-63
North Dakota	W, 78-58
at Weber State	L, 87-63
at Idaho State	W, 61-54
at Davidson!	L, 93-87 (OT)
at Montana State	W, 71-68
at Southern Utah	W, 86-74 (OT)
Sacramento State	W, 63-52
Northern Arizona	W, 63-50
Northern Colorado*	W, 70-56
Weber State*	W, 67-64
#16 Syracuse#	L, 81-34

! BracketBusters, Davidson, N.C.

** Big Sky Conference tournament, Missoula*

NCAA Tournament, San Jose, Calif.

2013-14 (17-13) - Wayne Tinkle

at Minnesota	L 84-58
at South Dakota State	W, 77-69
San Francisco	L, 75-74
at Washington	L, 83-79
at Hawaii	L, 72-61
Idaho	W, 69-58
St. Martin's	W, 73-57
UM-Western	W, 91-74
at Idaho	W, 72-71
Northern Arizona	L, 73-65
Sacramento State	W, 82-70
at Eastern Washington	L, 69-62
at Portland State	L, 81-78 (3 OT)
North Dakota	W, 84-71
Northern Colorado	L, 84-73
at Idaho State	W, 59-54
at Weber State	L, 68-63
at Southern Utah	W, 69-61
at Montana State	W, 70-66
Portland State	W, 82-76 (OT)
Eastern Washington	W, 82-77
at Northern Colorado	L, 89-86 (OT)
at North Dakota	L, 74-69
Weber State	W, 68-57
Idaho State	W, 62-61
Southern Utah	W, 82-54
Montana State	W, 53-50
at Sacramento State	W, 70-55
at Northern Arizona	L, 67-47
Portland State*	L, 70-63

** Big Sky Conference tournament, Ogden, Utah*



Head Coach Travis DeCuire

2014-15 (20-13) - Travis DeCuire

at Colorado State	L, 83-66
at Boise State	L, 72-67 (2OT)
Seattle\$	W, 66-62
Carroll College	W, 75-52
at San Francisco	L, 76-57
at California	L, 78-76 (2OT)
North Dakota State	W, 69-57
Davidson	L, 110-99
at Milwaukee-Wisconsin	L, 73-58
South Dakota	L, 67-62
Northern Colorado	W, 66-48
North Dakota	W, 74-63
at Weber State	L, 68-60
at Idaho State	W, 90-64
Montana Tech	W, 86-44
Montana State	W, 63-48
Northern Arizona	W, 64-57
Southern Utah	W, 58-56
at Portland State	W, 73-54
at Sacramento State	L, 70-69
Eastern Washington	L, 75-69
Idaho	W, 70-56
at North Dakota	W, 65-61
at Northern Colorado	W, 83-81 (3OT)
Idaho State	W, 88-77
Weber State	W, 74-63
at Idaho	L, 92-87 (2OT)
at Eastern Washington	W, 77-76

at Montana State	W, 70-54
Weber State*	W, 76-73 (OT)
Northern Arizona*	W, 61-59
Eastern Washington*	L, 69-65
Texas A&M#	L, 81-64

% Marv Harshman Classic, Seattle, Washington

* Big Sky Conference tournament, Missoula

NIT, College Station, Texas

2015-16 (21-12) - Travis DeCuire

Boise State	W, 74-72
at San Jose State	L, 64-61
Carroll College	W, 70-61
at North Dakota State	L, 73-53
at Pepperdine	L, 69-63
San Francisco	W, 82-50
at #20 Gonzaga	L, 61-58
at Washington	L, 92-62
Great Falls	W, 79-59
at #2 Kansas	L, 88-46
Montana-Western	W, 75-43
at Northern Arizona	W, 90-84 (2 OT)
at Southern Utah	W, 83-66
Portland State	W, 79-66
Sacramento State	W, 77-58
at Northern Colorado	W, 73-66
at North Dakota	W, 65-61
Idaho	L, 63-58
Eastern Washington	W, 74-69
at Montana State	W, 80-72
at Sacramento State	L, 83-79
at Portland State	W, 82-80
Southern Utah	W, 86-53
Northern Arizona	W, 85-67
Montana State	W, 87-78
at Idaho State	W, 90-77
at Weber State	L, 60-54
North Dakota	W, 71-46
Northern Colorado	L, 78-72
Sacramento State*	W, 70-53
Idaho*	W, 81-72
Weber State*	L, 62-59
at Nevada#	L, 79-75

% Paradise Jam, St. Thomas, U.S. Virgin Islands

at Eastern Washington	W, 65-59
Northern Colorado	W, 89-68
North Dakota	W, 76-70
at Portland State	L, 88-79
at Sacramento State	L, 92-83
Eastern Washington	L, 72-60
Idaho	L, 85-77 (OT)
Montana State	W, 90-84
at Southern Utah	W, 70-55
at Northern Arizona	W, 76-59
Sacramento State	L, 67-65
Portland State	W, 85-82
at Montana State	L, 78-69
at Weber State	W, 78-74
at Idaho State	W, 95-76
vs. Idaho*	L, 81-77

% Paradise Jam, St. Thomas, U.S. Virgin Islands

* Big Sky Conference tournament, Reno, Nev.

2017-18 (26-8) - Travis DeCuire

Whitworth	W, 72-60
at Pitt%	W, 83-78 (OT)
at Penn State^	L, 70-57
vs. Oral Roberts&	W, 69-64
vs. UC Santa Barbara&	L, 80-73
Carroll	W, 86-75
at Stanford	L, 70-54
Cal State Northridge	W, 86-68
at #21 UCLA	Canceled
at Georgia State	L, 71-68
UC Riverside	W, 77-61
UC Irvine	W, 86-68
at Washington	L, 66-63
at Northern Arizona	W, 87-69
at Southern Utah	W, 79-49
North Dakota	W, 109-79
Northern Colorado	W, 89-80
at Sacramento State	W, 78-66
at Portland State	W, 92-89
at Montana State	W, 67-52
Southern Utah	W, 71-47
Northern Arizona	W, 82-64
at Northern Colorado	W, 88-79
at North Dakota	W, 72-67
Portland State	W, 80-60
Sacramento State	W, 71-69 (OT)
at Eastern Washington	L, 74-65
at Idaho	L, 79-77 (OT)
Montana State	W, 90-63
Weber State	W, 75-57
Idaho State	W, 75-64
vs. North Dakota*	W, 84-76
vs. Northern Colorado*	W, 91-89 (OT)
vs. Eastern Washington*	W, 82-65
vs. #7 Michigan#	L, 61-47

* Big Sky Conference tournament, Reno, Nev.

CBI tournament, Reno, Nev.

2016-17 (16-16) - Travis DeCuire

at Southern California	L, 75-61
Wyoming	L, 73-72
vs. North Carolina State%	L, 85-72
vs. Washington State%	L, 87-63
vs. Oral Roberts%	W, 68-47
at Mississippi	L, 86-81
at South Dakota	L, 72-67
Milwaukee	W, 75-69
San Jose State	W, 81-62
at Wyoming	L, 85-83
at #22 Oregon	L, 81-67
at UC Riverside	W, 71-63
Pepperdine	W, 71-70
Idaho State	W, 74-62
Weber State	L, 84-81 (OT)
at Idaho	W, 70-57

at Eastern Washington	L, 74-65
at Idaho	L, 79-77 (OT)
Montana State	W, 90-63
Weber State	W, 75-57
Idaho State	W, 75-64
vs. North Dakota*	W, 84-76
vs. Northern Colorado*	W, 91-89 (OT)
vs. Eastern Washington*	W, 82-65
vs. #7 Michigan#	L, 61-47

% Legends Classic, Pittsburgh, Penn.

^ Legends Classic, State College, Penn.

& Legends Classic, Malibu, Calif.

* Big Sky Conference tournament, Reno, Nev.

NCAA Tournament, Wichita, Kan.

COACHING RECORDS

2018-19 (26-9) - Travis DeGuire

Georgia State	W, 81-74
Montana Tech	W, 79-55
vs. Incarnate Word%	W, 93-66
vs. Miami (Ohio)%	W, 73-71
vs. Georgia Southern%	L, 80-77
at Creighton	L, 98-72
College of Idaho	W, 80-62
at UC Irvine	L, 60-51
North Dakota State	W, 60-53
at Arizona	L, 61-42
at South Dakota State	W, 85-74
at Northern Arizona	W, 88-64
at Southern Utah	W, 89-76
Sacramento State	W, 87-56
Portland State	L, 77-74
at Eastern Washington	L, 78-71
at Northern Colorado	W, 88-64
at Idaho	W, 69-51
Idaho State	W, 80-69
Weber State	W, 75-68
at Montana State	W, 83-78
Idaho	W, 100-59
Eastern Washington	W, 75-74
at Weber State	W, 83-80
at Idaho State	W, 80-68
Montana State	W, 89-83
Northern Colorado	L, 74-72
Southern Utah	W, 70-54
Northern Arizona	W, 66-64
at Portland State	L, 81-69
at Sacramento State	W, 86-68
vs. Sacramento State*	W, 79-73
vs. Weber State*	W, 78-49
vs. Eastern Washington*	W, 68-62
vs. #8 Michigan [#]	L, 74-55
<i>% Islands of the Bahamas Showcase (Nassau, Bahamas)</i>	
<i>* Big Sky Conference tournament, Missoula</i>	
<i># NCAA Tournament, Des Moines, Iowa</i>	

2019-20 (18-13) - Travis DeGuire

at Stanford	L, 73-62
MSU-Northern	W, 64-50
at Arkansas%	L, 64-46
Montana Tech [^]	L, 74-72
at #25 Washington	L, 73-56
Texas Southern [^]	W, 74-62
Coppin State [^]	W, 69-62
at New Mexico	L, 72-63
North Dakota	W, 77-70
at #8 Oregon	L, 81-48
at Omaha	L, 87-82 (OT)
Northern Arizona	W, 79-72
Sacramento State	W, 52-50
at Southern Utah	W, 60-58
at Northern Colorado	L, 74-66
at Eastern Washington	W, 90-63
Portland State	W, 85-70
Idaho	W, 67-63
at Idaho State	W, 77-74
at Weber State	L, 87-85 (OT)
at Portland State	L, 88-81

Montana State	W, 78-64
Eastern Washington	W, 92-82
at Idaho	W, 82-71
Weber State	W, 72-37
Idaho State	W, 78-63
at Montana State	W, 59-54
at Northern Arizona	L, 57-56
at Sacramento State	W, 79-71
Northern Colorado	L, 71-64
Southern Utah	L, 85-80 (OT)
Idaho State*	Canceled
<i>% Collegiate Hoops Roadshow, Fayetteville, Ark.</i>	
<i>[^] Collegiate Hoops, Roadshow, Missoula</i>	
<i>* Big Sky Conference tournament, Boise, Idaho</i>	

2020-21 (15-13) - Travis DeGuire

at Southern California	L, 76-62
at Southern Utah	L, 64-63
at Southern Utah	L, 75-74
at Georgia	L, 63-50
Yellowstone Christian	W, 102-42
at Washington	W, 66-58
Dickinson State	W, 78-51
at Arizona	L, 70-64
Northern Colorado	L, 64-62
Northern Colorado	W, 56-54
Whitworth	W, 84-67
Northern Arizona	W, 67-56
Northern Arizona	L, 62-58
at Sacramento State	W, 78-66
at Sacramento State	L, 89-83 (2OT)
Montana State	Canceled
at Montana State	Canceled
at Portland State	W, 70-64 (OT)
at Portland State	L, 61-56
Weber State	W, 80-67
Weber State	L, 91-82
at Eastern Washington	L, 90-76
Eastern Washington	W, 90-76
at Idaho State	W, 64-58
at Idaho State	W, 59-58
Idaho	Canceled
Idaho	Canceled
Warner Pacific	W, 92-61
Warner Pacific	W, 80-62
vs. Idaho*	W, 69-64
vs. Weber State*	W, 80-75
vs. Eastern Washington*	L, 78-50
<i>* Big Sky Conference tournament, Boise, Idaho</i>	

OVERALL RECORDS

Air Force 6-5	Florida Atlantic 0-0	Navy 1-0	Southern Illinois 0-2
Alaska-Anchorage 0-1	Florida State 0-1	Nebraska 2-3	Southern Oregon 2-0
Alaska-Fairbanks 2-0	Fresno State 5-4	Nevada 23-17	Southern Utah 18-8
Albertson 2-0	George Washington 0-1	New Mexico 16-9	Southwestern 1-0
American 1-0	Georgia 0-1	New Mexico State 1-1	Stanford 2-5
Arizona 0-3	Georgia Southern 1-1	Niagra 0-1	St. Cloud State 2-0
Arizona State 1-3	Georgia State 2-1	North Carolina State 0-1	St. Francis 1-1
Arkansas 0-1	Gonzaga 86-64	North Dakota 18-6	St. John's 1-0
Arkansas State 1-0	Great Falls 12-0	North Dakota State 7-3	St. Mary's 9-4
Auburn 0-1	Hamline 0-1	North Texas 0-1	St. Peter's 0-2
Augsburg 0-1	Hardin-Simmons 1-0	Northeastern 1-0	Syracuse 0-1
Augustana 3-1	Harvard 0-1	Northeastern Illinois 2-0	TCU 0-1
Baylor 0-2	Hawai'i 3-4	Northern Arizona 73-34	Tennessee Tech 1-0
Bemidji State 3-1	Hawai'i-Hilo 1-0	Northern Colorado 26-12	Texas A&M 0-1
Black Hills State 1-0	Houston Baptist 1-0	Northern Iowa 2-2	Texas-Arlington 4-0
Boise State 29-30	Idaho 91-111	Northern Michigan 2-1	Texas Southern 2-0
Boston College 0-2	Idaho State 109-44	Notre Dame 1-0	Texas Tech 1-2
Boston University 1-0	Illinois-Chicago 1-1	Oklahoma State 1-2	Toledo 0-1
Bradley 0-2	Illinois State 1-1	Ole Miss 0-2	Towson 0-0
British Columbia 2-0	Incarnate Word 1-0	Omaha 0-1	Tulsa 0-1
Bucknell 1-0	Indiana 0-1	Oral Roberts 3-5	UCLA 1-4
BYU 10-26	Iowa State 0-1	Oregon 4-23	UC Irvine 3-5
Cal State Dominguez Hills 1-0	Jackson State 0-1	Oregon State 4-17	UC Riverside 5-1
Cal State Fullerton 8-3	Jamestown 0-1	Pacific 8-5	UC Santa Barbara 2-5
Cal State Hayward 1-0	Kansas 0-2	Pacific Lutheran 4-2	UNLV 1-4
Cal State Northridge 11-7	Kansas State 1-1	Pan American 1-0	Utah 6-29
Cal Poly 3-0	Kent State 1-0	Parsons 1-0	Utah State 15-25
California 0-2	Kentucky 0-1	Pasco Air Force Base 0-1	Utah Valley 2-2
Carroll College 27-12	La Salle 1-0	Penn State 0-1	UTEP 0-1
Central Connecticut State 0-1	Lewis-Clark State 5-0	Pepperdine 2-4	Valley City State 1-0
Central Washington 9-6	Linfield 1-0	Peru State 1-0	Valparaiso 1-1
Chico State 2-0	Long Beach State 2-5	Pitt 1-0	Wabash 0-1
City College of New York 0-1	Loyola Marymount 8-1	Portland 13-9	Warner Pacific 2-0
Coastal Carolina 1-0	Macalester 2-0	Portland State 40-25	Washington 10-47
College of Idaho 1-0	Maine 1-0	Puget Sound 6-9	Washington State 27-85
Colorado 1-2	Miami (Ohio) 1-0	Purdue 0-2	Weber State 63-72
Colorado State 14-21	Michigan 0-2	Regis 1-0	West Texas A&M 1-0
Colorado State-Pueblo 2-1	Michigan State 0-1	Rice 3-1	West Virginia 0-1
Concordia College (Minn.) 1-0	Middle Tennessee State 0-1	Rocky Mountain College 8-1	Western Illinois 1-0
Concordia-Irvine 1-0	Midwestern State 1-0	Sacramento State 46-10	Western Kentucky 0-2
Coppin State 1-0	Milwaukee 2-3	Saint Martin's 2-0	Western Oregon 2-0
Creighton 2-5	Minnesota 1-4	San Diego 4-3	Western Washington 2-0
Davidson 0-2	Minnesota-Duluth 0-2	San Diego State 1-1	Whitman 21-18
Denver 14-17	Minnesota State 1-0	San Francisco 1-7	Whitworth 11-5
Dickinson State 1-0	Minot State 1-0	San José State 6-7	William & Mary 0-1
Doane 1-0	Mississippi State 0-1	Santa Clara 2-6	Williamette 2-0
Drake 1-0	Mississippi Valley State 3-0	Seattle 5-2	Wisconsin 0-3
Duke 0-1	Missouri 0-2	Seattle Pacific 3-0	Wisconsin-La Crosse 1-0
Duquesne 0-1	Missouri-Kansas City 3-0	Simon Fraser 14-0	Wisconsin-Stout 8-0
Eastern Michigan 1-0	Monmouth 1-0	South Alabama 1-0	Wisconsin-Superior 0-1
Eastern Washington 71-47	Montana State 153-148	South Dakota 3-2	Wyoming 12-23
Evansville 1-1	Montana State-Northern 16-0	South Dakota State 5-1	Yellowstone Christian 1-0
Evergreen State 2-0	Montana Tech 47-12	Southeast Missouri State 4-1	Youngstown State 2-0
Fairfield 1-0	Montana-Western 8-3	Southeastern Louisiana 2-0	
Florida A&M 1-0	Morningside 1-0	Southern California 1-3	

POSTSEASON HISTORY



The 1974-75 team was the first in school history to play in the NCAA tournament. The Griz advanced to the regional semifinals (Sweet 16) before losing to John Wooden's UCLA Bruins, who went on to win the national championship that year.

POSTSEASON HISTORY

YEAR	TOURNAMENT	ROUND	OPPONENT	W/L	SCORE	SITE	VENUE
Head Coach: Jud Heathcote							
1974-75	NCAA	Reg. Quarterfinals	Utah State	W	69-63	Pullman, Wash.	Beasley Coliseum
	NCAA	Sweet 16	UCLA	L	64-67	Portland, Ore.	Memorial Coliseum
	NCAA	Reg. Third Place	UNLV	L	67-75	Portland, Ore.	Memorial Coliseum
Head Coach: Mike Montgomery							
1984-85	NIT	1st Round	UCLA	L	47-78	Los Angeles, Calif.	Pauley Pavilion
1985-86	NIT	1st Round	Texas Christian	L	69-76	Missoula, Mont.	Dahlberg Arena
Head Coach: Stew Morrill							
1990-91	NCAA	1st Round	UNLV	L	65-99	Tuscon, Ariz.	Wells Fargo Arena
Head Coach: Blane Taylor							
1991-92	NCAA	1st Round	Florida State	L	68-78	Boise, Idaho	Taco Bell Arena
1994-95	NIT	1st Round	UTEP	L	60-90	El Paso, Texas	Memorial Gym
1996-97	NCAA	1st Round	Kentucky	L	54-92	Salt Lake City, Utah	Jon M. Huntsman Center
Head Coach: Don Holst							
2001-02	NCAA	1st Round	Oregon	L	62-81	Sacramento, Calif.	The Nest
Head Coach: Larry Krystkowiak							
2004-05	NCAA	1st Round	Washington	L	77-88	Boise, Idaho	Taco Bell Arena
2005-06	NCAA	1st Round	Nevada	W	87-79	Salt Lake City, Utah	Jon M. Huntsman Center
	NCAA	2nd Round	Boston College	L	56-69	Salt Lake City, Utah	Jon M. Huntsman Center
Head Coach: Wayne Tinkle							
2009-10	NCAA	1st Round	New Mexico	L	57-62	San Jose, Calif.	Event Center
2010-11	CBI	1st Round	Duquesne	L	76-87	Missoula, Mont.	Dahlberg Arena
2011-12	NCAA	1st Round	Wisconsin	L	49-73	Albuquerque, N.M.	The Pit
2012-13	NCAA	1st Round	Syracuse	L	34-81	San Jose, Calif.	Event Center
Head Coach: Travis DeCuire							
2014-15	NIT	1st Round	Texas A&M	L	64-81	College Station, Texas	Reed Arena
2015-16	CBI	1st Round	Nevada	L	75-79	Reno, Nev.	Lawlor Events Center
2017-18	NCAA	1st Round	Michigan	L	47-61	Wichita, Kan.	INTRUST Bank Arena
2018-19	NCAA	1st Round	Michigan	L	55-74	Des Moines, Iowa	Wells Fargo Arena

CONFERENCE RECORDS

Year	Champions (Conference Record)	Runners-Up (Conference Record)
2019-20	Eastern Washington (16-4)	Northern Colorado (15-5)
2018-19	Montana (16-4)	Northern Colorado (15-5)
2017-18	Montana (16-2)	Idaho (14-4)
2016-17	North Dakota (14-4)	Eastern Washington (13-5)
2015-16	Weber State (15-3)	Montana (14-4)
2014-15	Montana, Eastern Washington (14-4)	Sacramento State, Northern Arizona (13-5)
2013-14	Weber State (14-6)	Montana, North Dakota, Northern Arizona (12-8)
2012-13	Montana (19-1)	Weber State (18-2)
2011-12	Montana (15-1)	Weber State (14-2)
2010-11	Northern Colorado (13-3)	Montana (12-4)
2009-10	Weber State (13-3)	Northern Colorado (12-4)
2008-09	Weber State (15-1)	Portland State, Montana (11-5)
2007-08	Portland State (14-2)	Northern Arizona (11-5)
2006-07	Weber State, Northern Arizona (11-5)	Montana (10-6)
2005-06	Northern Arizona (12-3)	Montana (10-4)
2004-05	Portland State (11-3)	Montana, Montana State (9-5)
2003-04	Eastern Washington (11-3)	Northern Arizona, Idaho State, Sacramento State, Weber State (7-7)
2002-03	Weber State (14-0)	Eastern Washington (9-5)
2001-02	Montana State (12-2)	Eastern Washington (10-4)
2000-01	Cal State Northridge (13-3)	Eastern Washington (11-5)
1999-00	Montana (12-4)	Eastern Washington (12-4)
1998-99	Weber State (13-3)	Northern Arizona (12-4)
1997-98	Northern Arizona (13-3)	Weber State (12-4)
1996-97	Northern Arizona (14-2)	Montana (11-5)
1995-96	Montana State (11-3)	Montana, Weber State, Boise State (10-4)
1994-95	Montana, Weber State (11-3)	Montana State (8-6)
1993-94	Weber State, Idaho (10-4)	Idaho State (9-5)
1992-93	Idaho (11-3)	Boise State, Weber State (10-4)
1991-92	Montana (14-2)	Nevada (13-3)
1990-91	Montana (13-3)	Nevada (12-4)
1989-90	Idaho (13-3)	Eastern Washington (11-5)
1988-89	Idaho, Boise State (13-3)	Montana (11-5)
1987-88	Boise State (13-3)	Idaho (11-5)
1986-87	Montana State (12-2)	Boise State (10-4)
1985-86	Northern Arizona (9-5)	Montana (9-5)
1984-85	Nevada (11-3)	Montana (10-4)
1983-84	Weber State (12-2)	Montana (9-5)
1982-83	Nevada, Weber State (10-4)	Montana (9-5)
1981-82	Idaho (13-1)	Montana (10-4)
1980-81	Idaho (12-2)	Montana, Montana State (11-3)
1979-80	Weber State (13-1)	Idaho (9-5)
1978-79	Weber State (10-5)	Northern Arizona, Idaho State (8-6)
1977-78	Montana (12-2)	Idaho State (11-3)
1976-77	Idaho State (13-1)	Weber State (11-3)
1975-76	Boise State (11-5)	Weber State (10-6)
1974-75	Montana (13-1)	Idaho State (9-5)
1973-74	Idaho State (12-3)	Montana (11-4)
1972-73	Weber State (13-1)	Idaho State (10-4)
1971-72	Weber State (10-4)	Idaho State, Gonzaga, Northern Arizona (8-6)
1970-71	Weber State (12-2)	Idaho, Montana State (8-6)
1969-70	Weber State (12-3)	Idaho State (11-4)
1968-69	Weber State (15-0)	Montana State (11-4)
1967-68	Weber State (12-3)	Idaho (9-6)
1966-67	Montana State, Gonzaga (7-3)	Idaho State, Idaho, Weber State (5-5)
1965-66	Gonzaga, Weber State (8-2)	Montana (6-4)
1964-65	Weber State (8-2)	Montana State, Gonzaga (6-4)
1963-64	Montana State (8-2)	Weber State (7-3)

CHAMPION HISTORY

Year	Champions	Runners-Up
2021	Southern Utah	Eastern Washington, Weber State
2020	Eastern Washington	Northern Colorado
2019	Montana	Eastern Washington
2018	Montana	Eastern Washington
2017	North Dakota	Eastern Washington
2016	Weber State	Montana
2015	Eastern Washington	Montana
2014	Weber State	North Dakota
2013	Montana	Weber State
2012	Montana	Weber State
2011	Northern Colorado [#]	Montana
2010	Montana	Weber State
2009	Portland State	Montana State
2008	Portland State	Northern Arizona
2007	Weber State	Northern Arizona
2006	Montana	Northern Arizona
2005	Montana	Weber State
2004	Eastern Washington	Northern Arizona
2003	Weber State	Eastern Washington
2002	Montana	Eastern Washington
2001	CSUN	Eastern Washington
2000	Northern Arizona	CSUN
1999	Weber State	Northern Arizona
1998	Northern Arizona	Montana State
1997	Montana	CSUN
1996	Montana State	Weber State
1995	Weber State	Montana
1994	Boise State	Idaho State
1993	Boise State	Idaho
1992	Montana	Nevada
1991	Montana	Idaho
1990	Idaho	Eastern Washington
1989	Idaho	Boise State
1988	Boise State	Montana State
1987	Idaho State	Nevada
1986	Montana State	Montana
1985	Nevada	Idaho State
1984	Nevada	Montana
1983	Weber State	Nevada
1982	Idaho	Nevada
1981	Idaho	Montana
1980	Weber State	Montana
1979	Weber State	Northern Arizona
1978	Weber State	Montana
1977	Idaho State	Weber State
1976	Boise State	Weber State

[#] 2011 victory vacated due to NCAA violations

BIG SKY CHAMPIONSHIP HISTORY

1978 – Missoula, Mont.
SF: Montana 70, Boise State 61
F: Weber State 62, Montana 55 (OT)

1979 – Ogden, Utah
SF: Weber State 98, Montana 71

1980 – Ogden, Utah
SF: Montana 63, Idaho 53
F: Weber State 50, Montana 42

1981 – Moscow, Idaho
SF: Montana 85, Montana State 64
F: Idaho 70, Montana 64

1982 – Moscow, Idaho
SF: Nevada 97, Montana 93 (2OT)

1983 – Reno, Nev.
SF: Weber State 54, Montana 53

1984 – Ogden, Utah
QF: Montana 69, Northern Arizona 54
SF: Montana 76, Montana State 64
F: Nevada 71, Montana 69

1985 – Boise, Idaho
QF: Boise State 67, Montana 54

1986 – Reno, Nev.
QF: Montana 68, Idaho 60
SF: Montana 72, Weber State 68
F: Montana State 82, Montana 77

1987 – Flagstaff, Ariz.
QF: Idaho 63, Montana 62

1988 – Bozeman, Mont.
QF: Montana 77, Northern Arizona 72
SF: Montana State 60, Montana 54

1989 – Boise, Idaho
QF: Montana 87, Montana State 84 (OT)
SF: Idaho 77, Montana 56

1990 – Boise, Idaho
QF: Montana State 69, Montana 57

1991 – Missoula, Mont.
SF: Montana 109, Idaho State 97
F: Montana 76, Idaho 68

1992 – Missoula
SF: Montana 69, Idaho 52
F: Montana 73, Nevada 68

1993 – Moscow, Idaho
QF: Idaho State 61, Montana 50

1994 – Boise, Idaho
QF: Idaho 74, Montana 63

1995 – Ogden, Utah
SF: Montana 83, Montana State 73
F: Weber State 84, Montana 62

1996 – Bozeman, Mont.
QF: Idaho 72, Montana 67

1997 – Flagstaff, Ariz.
SF: Montana 81, Weber State 56
F: Montana 82, CSUN 79

1998 – Flagstaff, Ariz.
QF: Montana State 68, Montana 60

2000 – Missoula, Mont.
SF: CSUN 76, Montana 65

2002 – Bozeman, Mont.
QF: Montana 82, Northern Arizona 64
SF: Montana 70, Montana State 68
F: Montana 70, Eastern Washington 66

2003 – Missoula, Mont.
QF: Sacramento State 88, Montana 75

2004 – Pocatello, Idaho
QF: Idaho State 74, Montana 73

2005 – Missoula, Mont.*/Portland, Ore.
QF: Montana 58, Eastern Washington 48*
SF: Montana 79, Montana State 67
F: Montana 63, Weber State 61

2006 – Flagstaff, Ariz.
SF: Montana 73, Eastern Washington 71 (OT)
F: Montana 73, Northern Arizona 60

2007 – Missoula, Mont.*/Ogden, Utah
QF: Montana 70, Idaho State 63 (OT)*
SF: Northern Arizona 78, Montana 71

2008 – Pocatello, Idaho
QF: Idaho State 67, Montana 65

2009 – Missoula, Mont.
QF: Montana State 56, Montana 54

2010 – Missoula, Mont.*/Ogden, Utah
QF: Montana 81, Northern Arizona 60
SF: Montana 68, Northern Colorado 63
F: Montana 66, Weber State 65

2011 – Greeley, Colo.
SF: Montana 57, Weber State 40
F: Northern Colorado 73, Montana 60

2012 – Missoula, Mont.
SF: Montana 74, Eastern Washington 66
F: Montana 85, Weber State 66

2013 – Missoula, Mont.
SF: Montana 70, Northern Colorado 54
F: Montana 67, Weber State 64

2014 – Ogden, Utah
QF: Portland State 70, Montana 63

2015 – Missoula, Mont.
QF: Montana 76, Weber State 73 (OT)
SF: Montana 61, Northern Arizona 59
F: Eastern Washington 69, Montana 65

2016 – Reno, Nev.
QF: Montana 70, Sacramento State 53
SF: Montana 81, Idaho 72
F: Weber State 62, Montana 59

2017 – Reno, Nev.
QF: Idaho 81, Montana 77

2018 – Reno, Nev.
QF: Montana 84, North Dakota 76
SF: Montana 91, Northern Colorado 89 (OT)
F: Montana 82, Eastern Washington 65

2019 – Boise, Idaho
QF: Montana 79, Sacramento State 73
SF: Montana 78, Weber State 49
F: Montana 68, Eastern Washington 62

2020 – N/A – COVID-19

2021 – Boise, Idaho
R1: Montana 69, Idaho 64
QF: Montana 80, Weber State 75
SF: Eastern Washington 78, Montana 50
F: Eastern Washington 78, Montana 50

CHAMPIONSHIP HISTORY

Opponent	App.	Wins	Losses	1st	2nd
Boise State*	14	12	10	4	1
CSUN*	5	7	4	1	2
Eastern Washington	17	17	15	2	6
Gonzaga*	1	0	1	0	0
Idaho	22	17	18	4	2
Idaho State	27	16	25	2	2
Montana	40	43	29	11	9
Montana State	32	16	30	2	3
Nevada*	11	11	9	2	4
North Dakota*	5	9	4	1	1
Northern Arizona	27	15	25	2	6
Northern Colorado	9	2	8	0	0
Portland State	16	12	14	2	0
Sacramento State	10	6	10	0	0
Southern Utah	5	5	5	0	0
Weber State	42	47	32	10	8

* No longer part of Big Sky Conference
Four wins and 2011 title vacated due to NCAA violations

UM RECORD BY OPPONENT

Opponent	W	L	Streak	Last Mtg.
Boise State	1	1	L1	1985
CSUN	1	1	L1	2000
Eastern Washington	6	2	L1	2021
Idaho	6	6	W1	2021
Idaho State	2	3	L1	2008
Montana State	6	5	L1	2009
Nevada	1	2	W2	1992
North Dakota	1	0	W1	2018
Northern Arizona	6	1	W2	2015
Northern Colorado	3	1	W2	2018
Portland State	0	1	L1	2014
Sacramento State	2	1	W2	2019
Weber State	10	6	W2	2021
TOTAL	45	30	L1	-

BASKETBALL HALL OF FAME

Editor's Note: Montana's basketball, football and track & field hall of fames have all been replaced with the Grizzly Sports Hall of Fame, inaugurated in the fall of 1993. Members of the Basketball Hall of Fame who have been inducted into the Grizzly Sports Hall of Fame include: Harry Adams, Bob Cope, George "Jiggs" Dahlberg, Naseby Rhinehart, Larry Krystkowiak and Russell Sweet. All were inducted in 1993. Robert O'Billovich was inducted in 1995, Micheal Ray Richardson and Robin Selvig were both inducted in 2001, Hal Sherbeck was inducted in 2005 and Ed Anderson was inducted in 2010.

Inducted February 15, 1951

Name	Years Played	Hometown
Roy McPhail	1905-08	New Chicago, Mont.
Arthur Bishop	1907-09	Missoula, Mont.
Ray Hamilton	1907-09	Missoula, Mont.
Edwin Cummins	1913-16	Helena, Mont.
Ernest Prescott	1914; 16; 18	Missoula, Mont.
William Larkin	1917-18; 20-21	Red Lodge, Mont.
George Dahlberg	1923-25	Butte, Mont.
Edward Illman	1924-26	Missoula, Mont.
Sam Kain	1926-28	Helena, Mont.
Edward Chinske	1928-30	Michigan City, Ind.
Billy LeRoy Rohlfis	1929-31	Salem, S.D.
William Lazetich	1937-39	Anaconda, Mont.
Bernard Ryan	1938-40	Billings, Mont.
William DeGroot	1940-42	Livingston, Mont.

Inducted March 1, 1955

Louis Rocheleau	1946-49	Missoula, Mont.
Richard Carstensen	1947-50	Helena, Mont.
Robert Cope	1947-50	Missoula, Mont.
Ed Wenger	1906-08	Anaconda, Mont.

Inducted April 1, 1957

John Eaheart	1948-50	Missoula, Mont.
Harold Sherbeck	1951-52	Big Sandy, Mont.
Robert Sparks	1950-52	Missoula, Mont.
Edward Anderson	1952-54	Missoula, Mont.
Fred Whistler	1912-13	Missoula, Mont.

Inducted November 27, 1967

Rudolph Rhoades	1955-57	Kalispell, Mont.
Russell Sheriff	1956-58	Helena, Mont.
Daniel Balko	1958-60	Great Falls, Mont.
Robert O'Billovich	1960-62	Butte, Mont.
Charles Burgess	1941-43	Dillon, Mont.

Inducted January 28, 1971

Charles G. Miller	1936-38	Anaconda, Mont.
Dave Gustafson	1968-70	Vaughn, Mont.

Inducted February 24, 1979

Timothy Aldrich	1962-64	Missoula, Mont.
Raymond Lucien	1961-63	Baton Rouge, La.

Inducted February 16, 1980

Allan Nielsen	1976-79	Westby, Mont.
Ray Howard	1954-57	Helena, Mont.
Jim Powell	1957-59	Missoula, Mont.
Dan Sullivan	1960-62	Butte, Mont.

Inducted January 24, 1981

Naseby Rhinehart Sr.	1933-35	Milwaukee, Wis.
Rae Greene	1939-41	Chicago, Ill.
Charles Moses	1946-48	Midwest, Wyo.

Inducted January 24, 1981

Name	Years Played	Hometown
John Creek	1946-48	Dillon, Mont.
Charles Davis	1947; 52-53	Dillon, Mont.
Edward Argenbright	1954-56	Cut Bank, Mont.
Bill "Biff" Hall	1939-41	Sioux Falls, S.D.
Eric Hays	1973-75	Junction City, Ore.
Steve Lowry	1961-63	Red Lodge, Mont.

Inducted February 27, 1982

Ken McKenzie	1973-75	Port Coquitlam, B.C.
Mike Murray	1972-73	Seattle, Wash.

Inducted February 19, 1983

Jim Graham	1947-50	Columbus, Mont.
Robin "Bo" Selvig	1972-74	Outlook, Mont.

Inducted February 14, 1984

Ben DeMers	1974-76	Missoula, Mont.
------------	---------	-----------------

Inducted February 23, 1985

Micheal Ray Richardson	1975-78	Denver, Colo.
------------------------	---------	---------------

Inducted Sept. 3, 1993

Harry Adams	1915-16; 19-21	Aberdeen, Wash.
Robert Cope	1947-50	Missoula, Mont.
George "Jiggs" Dahlberg	1923-25; 38-42; 45-55	Butte, Mont.
William "Wild Bill" Kelly	1925-26	Missoula, Mont.
Larry Krystkowiak	1982-85	Missoula, Mont.
Naseby Rhinehart, Sr.	1933-35	Milwaukee, Wis.
Russell Sweet	1925-27	Miles City, Mont.

Inducted Nov. 3, 1995

Robert O'Billovich	1960-62	Butte, Mont.
--------------------	---------	--------------

Inducted Sept. 2, 1994

Jack Swarthout	1941	Prosser, Wash.
----------------	------	----------------

Inducted Oct. 26, 1996

Jud Heathcote (coach)	1972-76	Spokane, Wash.
-----------------------	---------	----------------

Inducted Feb. 9, 2001

Michael Ray Richardson	1975-78	Denver, Colo.
Robin Selvig	1972-74	Outlook, Mont.

Inducted Oct. 21, 2005

Derrick Pope	1980-83	Aurora, Colo.
Harold Sherbeck	1951-52	Big Sandy, Mont.

Inducted Nov. 12, 2010

Basketball Team	1974-75	
Edward Anderson	1952-54	Missoula, Mont.


HALL OF FAME



MICHAEL RAY RICHARDSON
1978 1st Round NBA Draft Pick
New York Knicks



LEE JOHNSON
1979 1st Round NBA Draft Pick
Houston Rockets




LARRY KRYSWKOWIAK
1986 2nd Round NBA Draft Pick
Chicago Bulls



MARC GLASS
1984 4th Round NBA Draft Pick
Los Angeles Clippers



KEN MCKENZIE
1975 5th Round NBA Draft Pick
Seattle Supersonics



DERRICK POPE
1983 6th Round NBA Draft Pick
Portland Trail Blazers



JOHN STROEDER
1980 8th Round NBA Draft Pick
Portland Trail Blazers

PLAYER	YEARS AT UM	PLAYER	YEARS AT UM
Ken McKenzie	1971-75	Matt Seidensticker**	1996-99
Lee Johnson	1975-76	Kyle Keyes	1998-00
Michael Ray Richardson	1974-78	Matt Williams	1999-00
John Stroeder	1976-80	Jared Buckmaster	1998-01
Tim Knight**	1980-81	Ryan Slider	1999-01
Doug Selvig**	1978-81	Shane Christensen	1999-02
Derrick Pope	1979-83	Dan Trammel	2001-02
Marc Glass	1981-84	David Bell	2001-03
Craig Larsen	1980-84	Steve Horne	2002-04
Larry Krystkowiak**	1982-86	Corey Easley	2002-05
Steve Vanek	1984-88	Virgil Matthews	2005-06
Jon Reckard	1986-89	John Seyfert	2004-06
Tony Reed	1985-89	Matt Dlouhy	2003-07
Wayne Tinkle	1985-89	Matt Martin	2005-08
Tom Lytle	1988-90	Andrew Straight	2005-08
Ossie Young	1989-90	Jordan Hasquet**	2006-09
Roger Fasting**	1988-91	Brian Qvale	2007-11
Kevin Kearney	1990-91	Derek Selvig	2007-11
Delvon Anderson	1990-92	Will Cherry	2009-13
Nate Atchison	1991-92	Kareem Jamar	2010-14
Darren Engellant**	1989-92	Jordan Gregory	2011-15
Matt Kempfert**	1992-95	Martin Breunig	2014-16
J.R. Camel**	1995-97	Fabijan Krslovic	2018

**Montana Native

2021-22 MONTANA GRIZ SCHEDULE

<u>DATE</u>	<u>DAY</u>	<u>OPPONENT</u>	<u>LOCATION</u>	<u>TIME</u>
Nov. 9	Tuesday	Dickinson State [#]	Missoula, Mont.	7:30 p.m.
Nov. 13	Saturday	at Mississippi State	Starkville, Miss.	5 p.m.
Nov. 15	Monday	at North Dakota	Grand Forks, N.D.	6 p.m.
Nov. 20	Saturday	Omaha	Missoula, Mont.	7:30 p.m.
Nov. 24	Wednesday	UC San Diego ^{\$}	Missoula, Mont.	7:30 p.m.
Nov. 25	Thursday	UNC Wilmington ^{\$}	Missoula, Mont.	7:30 p.m.
Nov. 26	Friday	Southern Mississippi ^{\$}	Missoula, Mont.	7:30 p.m.
Nov. 29	Monday	at Oregon	Eugene, Ore.	8 p.m.
Dec. 2	Thursday	at Sacramento State*	Sacramento, Calif.	8 p.m.
Dec. 4	Saturday	at Northern Colorado*	Greeley, Colo.	6 p.m.
Dec. 8	Wednesday	Air Force	Missoula, Mont.	7 p.m.
Dec. 10	Friday	Yellowstone Christian	Missoula, Mont.	3 p.m.
Dec. 13	Monday	SAGU AIC	Missoula, Mont.	7 p.m.
Dec. 19	Sunday	at Santa Clara	Santa Clara, Calif.	3 p.m.
Dec. 30	Thursday	Idaho State*	Missoula, Mont.	7 p.m.
Jan. 1	Saturday	Weber State*	Missoula, Mont.	7 p.m.
Jan. 6	Thursday	at Eastern Washington*	Cheney, Wash.	7 p.m.
Jan. 9	Sunday	at Montana State*	Bozeman, Mont.	5 p.m.
Jan. 13	Thursday	Southern Utah*	Missoula, Mont.	7 p.m.
Jan. 20	Thursday	at Portland State*	Portland, Ore.	8 p.m.
Jan. 22	Saturday	at Northern Arizona*	Flagstaff, Ariz.	2 p.m.
Jan. 27	Thursday	Idaho*	Missoula, Mont.	7 p.m.
Jan. 29	Saturday	Eastern Washington*	Missoula, Mont.	7 p.m.
Feb. 3	Thursday	at Weber State*	Ogden, Utah	7 p.m.
Feb. 5	Saturday	at Idaho State*	Pocatello, Idaho	6 p.m.
Feb. 10	Thursday	Northern Arizona*	Missoula, Mont.	7 p.m.
Feb. 12	Saturday	Portland State*	Missoula, Mont.	7 p.m.
Feb. 17	Thursday	at Idaho*	Moscow, Idaho	7 p.m.
Feb. 24	Thursday	at Southern Utah*	Cedar City, Utah	7 p.m.
Feb. 27	Sunday	Montana State*	Missoula, Mont.	3 p.m.
Mar. 3	Thursday	Northern Colorado*	Missoula, Mont.	7 p.m.
Mar. 5	Saturday	Sacramento State*	Missoula, Mont.	7 p.m.

All start times listed as Mountain Time

^{\$} ZooTown Classic

* Big Sky Conference game

TRUGREEN[®]

Live life outside.™
authorized partner



TRUGREEN IS PROUD TO BE A SPONSOR OF THE GRIZ HOME TEAM!

Your tailored TruGreen lawn
plan includes:

- Lawn fertilization and weed control
- Tree and shrub fertilization
and insect control
- Weed and vegetation control
- Core aeration
- Perimeter pest control
- pH test and lime application

VISIT US AT
TRUGREEN-MISSOULA.COM



Your *hometown* lender!



We are a family-owned company based in beautiful Kalispell, Montana with offices statewide. Since our founding in 1989, we have been committed to *hometown values and the dream of home ownership.*

We offer a variety of loan options to match your specific needs to help make you dream of home ownership a reality.

- Conventional Loans
- Refinance Loans
- FHA Loans
- VA Loans
- Construction Loans
- Renovation Loans
- USDA RD Loans
- Jumbo Loans
- Reverse Mortgage



PROUD SUPPORTER OF GRIZZLY ATHLETICS!



Mann Mortgage of Missoula

704 W Sussex Ave,
Missoula, MT
(406) 542-0700

VISIT US ONLINE:

MISSOULA.MANNMORTGAGE.COM




Mann Mortgage, LLC is not endorsed by, nor acting on behalf of or at the direction of, the U.S. Department of Housing and Urban Development, Federal Housing Administration, the Veterans Administration, the U.S. Department of Agriculture or the Federal Government. All programs are subject to credit and income qualification. This is not a guarantee of final degree or a firm offer of credit. NMLS#1950



Coverage You Can Depend On

Our Mission is to improve
the health, well being,
and peace of mind of
those we serve.



Allegiance[®]

It's part game, part exercise, it's even part life, too.
Keep your focus on what you've got going on.
You work on you: we've got the other stuff.



Proud to support Grizzly Athletics.

Bring on the day.

 **First
Interstate Bank**
Built for you.

firstinterstate.com

Member FDIC. Equal Housing Lender. 



**Comfort[®]
INN**

by CHOICE HOTELS

UNIVERSITY



**WALK TO THE
UNIVERSITY**



**COMPLIMENTARY
BIKE RENTALS**



**RIGHT ON THE
CLARK FORK**



**GUEST FIRE PITS,
GRILLS & S'MORES**



**COMPLIMENTARY
BREAKFAST**



PET-FRIENDLY

FANS NUMBER 1 CHOICE - ASK ABOUT OUR



DISCOUNT

FUELING YOUR MONTANA ADVENTURES



townpump.com

@TownPumpMT   



Town Pump HOTEL GROUP

- | | | | |
|-------------------|-----------------|--------------------|--------------|
| BELLEVUE, MT | CARMAX, MT | HAMM, MT | BIG LAKE, MT |
| BIG TIMBER, MT | CARMAX, MT | HILDA, MT | CHINLE, MT |
| BUTTE, MT | DILLON, MT | DUNSMUIR FALLS, MT | |
| COEUR D'ALENE, ID | GREAT FALLS, MT | MILES CITY, MT | |

TownPumpHotels.com 800-442-4887 #1 in Montana

Have you experienced the **NEW** *Encore*?




montanasbestcasinos.com

PROUD PARTNERS OF GRIZZLY ATHLETICS!





9424 Futurity Dr, Missoula, MT 59808
406-728-3533



**SWEET PEA SEWER & SEPTIC
IS PROUD TO BE A SPONSOR
OF THE GRIZ HOME TEAM!**



Sweet Pea Sewer & Septic and P-Pods have more than twenty years of experience in the sewer and septic industry. We are happy to serve Missoula, MT, Corvallis, MT, and Helena MT. You'll be glad to know that we are: Are family-owned and operated, have been open for business since 1994 and we offer 24/7 emergency service. So if your sewer drains or septic tank needs cleaning or maintenance, or you need to rent a portable toilet for any or all occasions, don't hesitate to call us.

**VISIT SWEETPEAMT.COM
TO LEARN MORE**



Let the River Guide You Home

A UNIQUE BLEND OF COMMUNITY & RECREATION



A BLEND OF LUXURY, COMFORT & CONVENIENCE

- Homes designed to accommodate all lifestyles for years to come
- Limitless outdoor recreation & serenity that calls you home every day & night
- Exceptional conveniences with a sense of belonging
- Missoula, an eclectic combination of culture, arts, dining, shopping, & recreation just 10 minutes away

Contact us for additional information on current land home packages, lot availability & pricing.

CANYON RIVER PROUDLY PRESENT PHASES 6 & 7



Rachael Orizotti Rixford

Burke Orizotti Real Estate, Inc
Broker, GRI, SRES
406.490.9319
rorizotti@gmail.com



Stephanie Orizotti Nelson

Burke Orizotti Real Estate, Inc
Realtor®
406.490.7222
sorizottinelson@gmail.com





RHINO ROOFING



**RHINO ROOFING IS
PROUD TO BE A
SPONSOR OF THE
GRIZ HOME TEAM!**

Rhino Roofing is a family owned roofing company with locations in Florence and Missoula, MT. We offer residential roofing services, including roofing estimates, repair and replacement. With over 25 years of experience serving the greater Missoula area with expert construction & roofing, Rhino Roofing is the roofer for you.

**VISIT RhinoRoofingMT.COM
TO LEARN MORE**



ALL

Griz

ALL

THE

TIME

the **M**
Store



300 N. Higgins Ave.
Downtown Missoula

Mon-Fri | 10 am-6 pm

Sat | 9 am-5 pm

Sun | 10 am-4 pm

MontanaMStore.com




Locally Owned and Operated

Providing you: excavation, sand
and gravel, ready-mix concrete,
and asphalt.

(406) 728-1400

Ph: 406-728-1400
Fax: 406-728-4027
www.wyexcavating.com

P.O. Box 17348
2041 West Border
Missoula, MT 59808



Plumbing • Commercial • Industrial • Excavation • Steam Heat
Hot Water Heat • Chilled Water • Air Conditioning



Choppers Estate Soil & Root Co.

Providing the quality of Montana soil!

Landscaping products
Compostable & sustainable
Soil mixes
Erosion control products

Industrial supplies
Manufactured to order
Power tools & equipment
Safety related items

Call us now and we will be glad to help you!



REPUBLIC
SUPPLY CO.
EST. 1954

406-543-3157

B&M Concrete Construction

MISSOULA, MONTANA



Residential • Commercial

Office Buildings
508.544.8224

Pool Molds
406.544.8224

Garages • Foundations • Sinks & Shower Coves

**CIAO
MAMBO**

241 S. Higgins Ave., Missoula, MT 59801

106.543.0377

ciaofoods.com | [Facebook](https://www.facebook.com/ciaofoods)
open daily for dinner 4:30 pm - close

Part of the community for over 100 years



(406) 543-4579



Mustard Seed

Building Supplies

2024 South River, Missoula, MT 59801
406.543.7122 www.mustardseed.com | info@mustardseed.com

Mountain West



Holding Company

Mountain West Holding Company is a subsidiary of the Mountain West Group of companies.
Missoula, MT 59801 | 406.543.7122 | www.mountainwest.com

SYSCO

At the heart of
food and service

GO GRIZZL!



406.543.7222 | 406.543.7222