

MONTANA BASKETBALL



Postseason Guide | Contact: Nic Hallisey, MBB Sports Information Director | (970) 231-4789 | nic.hallisey@umontana.edu

SCHEDULE

Date	Opponent	Time/Result
Nov. 28	at USC	L, 76-62
Dec. 3	at Southern Utah*	L, 64-63
Dec. 5	at Southern Utah*	L, 75-74
Dec. 8	at Georgia	L, 63-50
Dec. 12	Yellowstone Christian	W, 102-42
Dec. 16	at Washington	W, 66-58
Dec. 18	Dickinson State	W, 78-51
Dec. 22	at Arizona	L, 70-64
Jan. 2	Northern Colorado*	L, 64-62
Jan. 4	Northern Colorado*	W, 56-54
Jan. 9	Whitworth	W, 84-67
Jan. 14	Northern Arizona*	W, 67-56
Jan. 16	Northern Arizona*	L, 62-58
Jan. 21	at Sacramento State*	W, 78-66
Jan. 23	at Sacramento State*	L, 89-83 (2OT)
Jan. 28	Montana State*	<i>Canceled</i>
Jan. 30	at Montana State*	<i>Canceled</i>
Feb. 4	at Portland State*	W, 70-64 (OT)
Feb. 6	at Portland State*	L, 61-56
Feb. 11	Weber State*	W, 80-67
Feb. 13	Weber State*	L, 91-82
Feb. 18	at Eastern Washington*	L, 90-76
Feb. 20	Eastern Washington*	L, 90-76
Feb. 25	at Idaho State*	W, 64-58
Feb. 27	at Idaho State*	W, 59-58
Feb. 28	Yellowstone Christian	<i>Canceled</i>
March 4	Idaho*	<i>Canceled</i>
March 5	Warner Pacific	W, 92-61
March 6	Idaho*	<i>Canceled</i>
March 6	Warner Pacific	W, 80-62
March 10	vs. Idaho [First Round] ^	3 p.m.
March 11	Big Sky Quarterfinals ^	8 p.m.
March 12	Big Sky Semifinals ^	8 p.m.
March 13	Big Sky Finals ^	6 p.m.

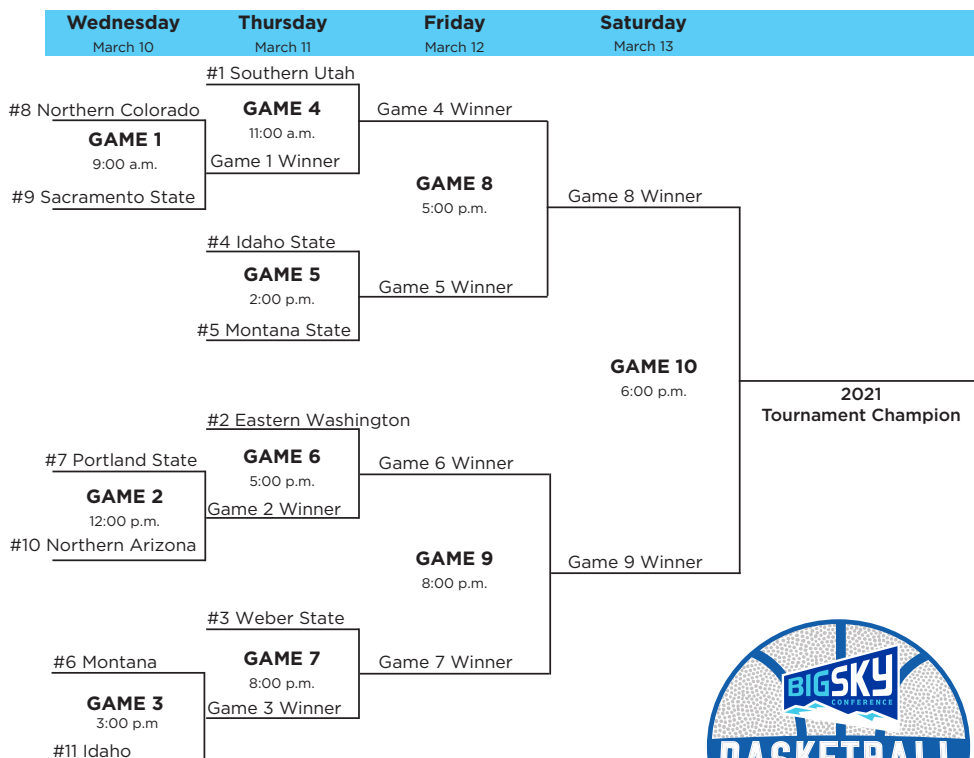
All start times listed as Mountain Time

* Big Sky Conference game

^ Big Sky Championship (Boise, Idaho)

2021 BIG SKY CHAMPIONSHIP

MARCH 10-13 / BOISE, IDAHO / IDAHO CENTRAL ARENA (5,300)



GRIZ HOOPS ROSTER

No.	Name	Year	Pos.	Ht.	Wt.	Hometown (Previous School)	GP-GS	MPG	PPG	RPG	AST	BLK	STL
0	Kyle Owens	So.	F	6-8	205	Calabasas, Calif. (Crespi Carmelite H.S.)	25-22	27.0	10.8	5.7	15	5	13
2	Darius Henderson	Jr.	F	6-9	220	Pasadena, Calif. (UMass Lowell)	9-0	3.1	1.0	1.1	1	2	2
3	Josh Vazquez	So.	G	6-3	180	Torrance, Calif. (Bishop Montgomery H.S.)	25-16	25.6	7.8	3.1	40	4	18
5	Robby Beasley III	Fr.	G	6-3	190	Dublin, Calif. (Dublin H.S.)	19-7	24.3	10.0	2.3	17	1	6
10	Eddy Egun	R-So.	G	6-4	204	Woodland Hills, Calif. (El Camino Real H.S.)	19-3	12.0	4.2	2.2	7	1	2
11	Cameron Parker	Jr.	G	6-2	170	Beaverton, Ore. (Sacred Heart)	25-3	25.3	8.2	2.3	123	0	13
12	Brandon Whitney	Fr.	G	6-1	178	Mission Hills, Calif. (Bishop Alemany H.S.)	25-24	29.5	10.2	1.9	64	3	23
13	Josh Bannan	Fr.	F	6-9	215	Melbourne, Australia (UC Lake Ginninderra)	25-20	24.0	8.9	5.7	28	9	16
23	Mack Anderson	Jr.	F	6-9	208	Bozeman, Mont. (Bozeman H.S.)	22-7	11.2	3.5	2.8	3	16	6
24	Freddy Brown III	R-So.	G	6-2	178	Seattle, Wash. (Nathan Hale H.S.)	8-0	5.6	1.6	0.5	3	0	0
35	Derrick Carter-Hollinger	So.	F	6-5	212	San Diego, Calif. (Foothills Christian H.S.)	18-4	17.0	3.9	2.5	14	13	7

Head Coach: Travis DeCuire, 7th Season (Montana, '94)

Associate Head Coach: Chris Cobb, 7th Season (Menlo College, '09)

Assistant Coach: Jay Flores, 5th Season (Chico State, '12)

Assistant Coach: Zach Payne, 2nd Season (Whitworth, '14)

Graduate Manager: Anderson Clarke, 3rd Season (Concordia Irvine, '18)

Graduate Manager: Jordan Gregory, 2nd Season (Montana, '15)



ROSTER



KYLE OWENS

SO. | F | 6-8/205
CALABASAS, CALIF.
CRESPI CARMELITE H.S.

DARIUS HENDERSON

JR. | F | 6-9/220
PASADENA, CALIF.
UMASS LOWELL

JOSH VAZQUEZ

SO. | G | 6-3/180
TORRANCE, CALIF.
BISHOP MONTGOMERY H.S.



ROBBY BEASLEY III

FR. | G | 6-3/190
SAN RAMON, CALIF.
DUBLIN H.S.

EDDY EGUN

R-SO. | G | 6-4/204
WOODLAND HILLS, CALIF.
EL CAMINO REAL H.S.

CAMERON PARKER

JR. | G | 6-2/170
BEAVERTON, ORE.
SACRED HEART

BRANDON WHITNEY

FR. | G | 6-1/178
MISSION HILLS, CALIF.
BISHOP ALEMANY H.S.



JOSH BANNAN

FR. | F | 6-9/215
MELBOURNE, AUSTRALIA
UC LAKE GINNINDERRA

MACK ANDERSON

JR. | F | 6-9/208
BOZEMAN, MONT.
BOZEMAN H.S.

FREDDY BROWN III

R-SO. | G | 6-2/178
SEATTLE, WASH.
NATHAN HALE H.S.

DERRICK CARTER-HOLLINGER

SO. | F | 6-5/212
SAN DIEGO, CALIF.
FOOTHILLS CHRISTIAN H.S.



TRAVIS DECUIRE

HEAD COACH
7TH SEASON
MONTANA, 1994

CHRIS COBB

ASSOCIATE HEAD COACH
7TH SEASON
MENLO COLLEGE, 2009

JAY FLORES

ASSISTANT COACH
5TH SEASON
CHICO STATE, 2012

ZACH PAYNE

ASSISTANT COACH
2ND SEASON
WHITWORTH, 2014

ANDERSON CLARKE

GRADUATE MANAGER
3RD SEASON
CONCORDIA IRVINE, 2018

JORDAN GREGORY

GRADUATE MANAGER
2ND SEASON
MONTANA, 2015

BIG SKY CHAMPIONSHIP HISTORY

1978 – Missoula, Mont.

SF: Montana 70, Boise State 61
F: Weber State 62, Montana 55 (OT)

1979 – Ogden, Utah

SF: Weber State 98, Montana 71

1980 – Ogden, Utah

SF: Montana 63, Idaho 53
F: Weber State 50, Montana 42

1981 – Moscow, Idaho

SF: Montana 85, Montana State 64
F: Idaho 70, Montana 64

1982 – Moscow, Idaho

SF: Nevada 97, Montana 93 (2OT)

1983 – Reno, Nev.

SF: Weber State 54, Montana 53

1984 – Ogden, Utah

QF: Montana 69, Northern Arizona 54
SF: Montana 76, Montana State 64
F: Nevada 71, Montana 69

1985 – Boise, Idaho

QF: Boise State 67, Montana 54

1986 – Reno, Nev.

QF: Montana 68, Idaho 60
SF: Montana 72, Weber State 68
F: Montana State 82, Montana 77

1987 – Flagstaff, Ariz.

QF: Idaho 63, Montana 62

1988 – Bozeman, Mont.

QF: Montana 77, Northern Arizona 72
SF: Montana State 60, Montana 54

1989 – Boise, Idaho

QF: Montana 87, Montana State 84 (OT)
SF: Idaho 77, Montana 56

1990 – Boise, Idaho

QF: Montana State 69, Montana 57

1991 – Missoula, Mont.

SF: Montana 109, Idaho State 97
F: Montana 76, Idaho 68

1992 – Missoula

SF: Montana 69, Idaho 52
F: Montana 73, Nevada 68

1993 – Moscow, Idaho

QF: Idaho State 61, Montana 50

1994 – Boise, Idaho

QF: Idaho 74, Montana 63

1995 – Ogden, Utah

SF: Montana 83, Montana State 73
F: Weber State 84, Montana 62

1996 – Bozeman, Mont.

QF: Idaho 72, Montana 67

1997 – Flagstaff, Ariz.

SF: Montana 81, Weber State 56
F: Montana 82, CSUN 79

1998 – Flagstaff, Ariz.

QF: Montana State 68, Montana 60

2000 – Missoula, Mont.

SF: CSUN 76, Montana 65

2002 – Bozeman, Mont.

QF: Montana 82, Northern Arizona 64
SF: Montana 70, Montana State 68
F: Montana 70, Eastern Washington 66

2003 – Missoula, Mont.

QF: Sacramento State 88, Montana 75

2004 – Pocatello, Idaho

QF: Idaho State 74, Montana 73

2005 – Missoula, Mont.*/Portland, Ore.

QF: Montana 58, Eastern Washington 48*
SF: Montana 79, Montana State 67
F: Montana 63, Weber State 61

2006 – Flagstaff, Ariz.

SF: Montana 73, Eastern Wash. 71 (OT)
F: Montana 73, Northern Arizona 60

2007 – Missoula, Mont.*/Ogden, Utah

QF: Montana 70, Idaho State 63 (OT)*
SF: Northern Arizona 78, Montana 71

2008 – Pocatello, Idaho

QF: Idaho State 67, Montana 65

2009 – Missoula, Mont.

QF: Montana State 56, Montana 54

2010 – Missoula, Mont.*/Ogden, Utah

QF: Montana 81, Northern Arizona 60
SF: Montana 68, Northern Colorado 63
F: Montana 66, Weber State 65

2011 – Greeley, Colo.

SF: Montana 57, Weber State 40
F: Northern Colorado 73, Montana 60

2012 – Missoula, Mont.

SF: Montana 74, Eastern Washington 66
F: Montana 85, Weber State 66

2013 – Missoula, Mont.

SF: Montana 70, Northern Colorado 54
F: Montana 67, Weber State 64

2014 – Ogden, Utah

QF: Portland State 70, Montana 63

2015 – Missoula, Mont.

QF: Montana 76, Weber State 73 (OT)
SF: Montana 61, Northern Arizona 59
F: Eastern Washington 69, Montana 65

2016 – Reno, Nev.

QF: Montana 70, Sacramento State 53
SF: Montana 81, Idaho 72
F: Weber State 62, Montana 59

2017 – Reno, Nev.

QF: Idaho 81, Montana 77

2018 – Reno, Nev.

QF: Montana 84, North Dakota 76
SF: Montana 91, Northern Colorado 89 (OT)
F: Montana 82, Eastern Washington 65

2019 – Boise, Idaho

QF: Montana 79, Sacramento State 73
SF: Montana 78, Weber State 49
F: Montana 68, Eastern Washington 62

RECORD BY OPPONENT

Opponent	W	L	Streak	Last Mtg.
Boise State	1	1	L1	1985
CSUN	1	1	L1	2000
Eastern Washington	6	1	W2	2019
Idaho	5	6	L1	2017
Idaho State	2	3	L1	2008
Montana State	6	5	L1	2009
Nevada	1	2	W2	1992
North Dakota	1	0	W1	2018
Northern Arizona	6	1	W2	2015
Northern Colorado	3	1	W2	2018
Portland State	0	1	L1	2014
Sacramento State	2	1	W2	2019
Weber State	9	6	W1	2019
TOTAL	43	29	W6	-

RECORD BY ROUND

Quarterfinals: 12-13

Semifinals: 20-7

Finals: 11-9

CHAMPIONSHIP HISTORY

Opponent	App.	Wins	Losses	1st	2nd
Eastern Washington	18	17	15	2	6
Idaho	23	17	19	4	2
Idaho State	28	17	25	2	2
Montana	41	43	29	11	9
Montana State	33	16	30	2	3
Northern Arizona	28	15	26	2	6
Northern Colorado	10	2	8	0	0
Portland State	17	12	14	2	0
Sacramento State	11	7	10	0	0
Southern Utah	6	6	5	0	0
Weber State	43	47	33	10	8

* Only current Big Sky schools displayed

Four wins and 2011 title vacated due to NCAA violations

ON TOP OF THE BIG SKY

Throughout history, it's hard to find many teams across the region who have enjoyed more success than Montana. The Grizzlies have won 12 Big Sky Conference regular-season titles, 11 tournament championships and have played in the NCAA tournament 12 times.

The Grizzlies' 12 regular-season titles rank second to Weber State, but more recently, Montana has been the team on top. The Grizzlies have the most Big Sky titles in the past decade, and are tied with Weber State since the turn of the century. Eight of Weber State's championships came prior to 1973.

Montana has been even better in the tournament. The school's 11 tournament titles are a league record. Of the past 10 tournaments, Montana has advanced to the title game eight times, including in four of five tournaments under Travis DeCuire. On a national scale, only Gonzaga and New Mexico State have played in their conference championship more times over the past decade.



TOURNAMENT TALK

- Montana has advanced to the Big Sky tournament 42 times in the past 44 seasons, tied with Weber State for the most appearances during that span (1978-present).
- Montana is 43-29 all-time in the tournament, the second-most wins of any Big Sky team.
- The Grizzlies have won the championship a league-best 11 times.
- Montana has played in the finals 20 times (first), including in eight of the past 10 tournaments and four of five under Travis DeCuire.
- The Grizzlies are looking to become the second school in Big Sky history – and first in more than 40 years – to win three consecutive tournament championships. The only time it has happened came from 1978-80, by Weber State.
- Since Montana's first tournament title in 1991, Montana is 11-4 in the championship game.
- Montana has won eight consecutive semifinal games dating back to 2010.
- Montana will look to break a run of recent success by the No. 1 seed:
 - The No. 1 seed has won the conference tournament in 27 of 45 seasons, including eight of the past nine and all four times that the game has been played on a neutral site.
 - The No. 1 seed has advanced to the title game in 13 of the past 14 tournaments, with 2010 (Weber State) being the lone exception.

EYEING A 3-PEAT

Despite Montana playing as the No. 6 seed, the Grizzlies have the chance to make history this week in Boise, Idaho. With the 2020 tournament being wiped out due to COVID-19, Montana is the two-time defending champions, having won in both 2018 and 2019.

No Montana team has ever won three consecutive Big Sky tournaments, and in fact, the feat has only been done once before in Big Sky history – more than 40 years ago (Weber State from 1978-80).

In 2019, Montana became the 11th school to repeat as tournament champions, joining Weber State, 1978-79; Weber State, 1979-80; Idaho, 1981-82; Nevada, 1984-85; Idaho, 1989-90; Montana, 1991-92; Boise State, 1993-94; Montana, 2005-06; Portland State, 2008-09; and Montana, 2012-13.

WIN 4 AND YOU'RE IN

Montana will have an uphill challenge this week, needing to win four games in four days in order to punch its ticket to March Madness for the third consecutive tournament. If the Grizzlies can do so, they will make history.

Since the Big Sky tournament moved to four rounds in 2016, no team that has played in the first round has advanced past the semifinals. Four teams have won two games and advanced to the semifinal round: No. 5 seed North Dakota (2016), No. 5 seed Northern Colorado (2018), No. 10 seed Southern Utah (2018) and No. 7 seed Southern Utah (2019).

Montana will also be playing in unfamiliar territory. The Grizzlies will play in the first round for the first time under the current format.

With that said, a Big Sky team has won the tournament twice after having to play in the first round – with Montana being the team to do so both times (2005, as the No. 3 seed and 2010, as the No. 4 seed). In both instances, the tournament had three rounds, instead of the four it currently consists of.

PLAYING AS THE NO. 6 SEED

Previously, Montana has been the No. 6 seed or worse just three other times, playing as the No. 6 in 1994 and 2004 and the No. 7 in 1988.

The Grizzlies are 0-2 as the No. 6 seed, losing to No. 3 Idaho in the 1994 quarterfinals and No. 3 Idaho State in the 2004 first round.

Under the current format, the No. 6 seed is 3-2 against the No. 11 seed in the first round and 0-3 in the quarterfinals.

RIDING MOMENTUM

Montana is riding a season-best four-game winning streak entering the Big Sky tournament, sweeping Idaho State on the road to close February, before beating Warner Pacific twice last week in a pair of late additions to the schedule.

The Grizzlies have entered the Big Sky tournament on a four-game winning streak four times in their history (1990, five; 1995, six; 2012, 12; and 2013, four). The last two times, in 2012 and 2013, Montana carried that momentum to tournament titles.

ANOTHER WINNING SEASON

Montana moved above .500 for the first time this season with its non-conference win over Warner Pacific (March 6). The win was significant in the fact that the Grizzlies are guaranteed to finish at least .500 for the 13th consecutive season.

Entering the year, Montana was one of 20 teams nationally to boast that claim, joining Arizona, Baylor, Belmont, Cincinnati, Duke, Florida State, Gonzaga, Kansas, Kentucky, Louisville, Maryland, Memphis, Michigan State, Ohio State, Saint Mary's, San Diego State, Vermont, VCU and Xavier.

FRESHMEN OF THE YEAR

None of Montana's three freshmen were named the Big Sky Conference Freshman of the Year, but collectively, there's no debate that the Grizzlies have the top group of freshmen. In fact, Montana's three freshmen – Josh Bannan, Robby Beasley III and Brandon Whitney – have already set multiple team records. All three rank among Montana's top-four scorers, and collectively, the group accounts for 37.5 percent of the team's scoring. The percentage is on pace to smash a school record (currently held by the 2002-03 class, at 30.15 percent). On Saturday, the current group surpassed the 2002-03 team's school record for points scored by a freshman class.

Even more impressive, with 10 points this week, Beasley will become the 15th true freshman in school history to score 200 points. Including Beasley, four are currently on Montana's roster (this year's class, along with sophomore Derrick Carter-Hollinger), with two more (Michael Oguine and Sayeed Pridgett) also coached by Travis DeCuire.

FRESHMEN SENSATIONS

MOST POINTS BY A GRIZ FRESHMAN CLASS

Season	Points
2020-21	668
2002-03	624
2015-16	547
2004-05	538
2019-20	506

HIGHEST PERCENTAGE OF TEAM POINTS

Season	Percent
2020-21	37.49%
2002-03	30.15%
2004-05	25.00%
2019-20	23.10%
2015-16	22.86%

TRUE FRESHMEN TO SCORE 200 POINTS

Player	Season	Points	Average
Michael Oguine	2015-16	363	11.0
Lou Rocheleau	1945-46	329	--
Matt Martin	2004-05	283	9.4
Will Cherry	2009-10	264	8.3
Cameron Rundles	2006-07	264	8.3
Brandon Whitney	2020-21	256	10.2
Andrew Strait	2004-05	253	8.1
Charles Davis	1946-47	252	--
Sayeed Pridgett	2016-17	251	8.1
Ben DeMers	1973-74	244	9.0
Josh Bannan	2020-21	222	8.9
Kareem Jamar	2010-11	218	8.1
Michael Ray Richardson	1974-75	218	7.5
Derrick Carter-Hollinger	2019-20	208	6.7
Robby Beasley III	2020-21	190	10.0

FREQUENT STARTS

Montana's freshmen are scoring at a high rate, but all three are also playing a high number of minutes. In fact, the trio has combined to start 51 games, a school record previously held by the 2019-20 group (40).

- The 51 starts made by Montana's true freshmen are the sixth-most in the country this season, trailing only Kentucky, Kansas State, Washington State, Duke and North Carolina.
- Montana has started at least two true freshmen in 21 of 25 games this season and has started all three in each of the past seven contests.
- Montana is one of 10 teams nationally to start three or more true freshmen in the same game this season, and one of five teams to do so at least seven times (Kentucky, Duke, Kansas State and Washington State).

The three freshmen have been in double figures for scoring a total of 34 times in 69 combined games played. On the season, a Grizzly has scored 16 or more points in a game 22 times, with 14 of them coming from the freshman class (at least four times by each player). In Montana's two-point loss to Northern Colorado (Jan. 2), the trio was clutch down the stretch, scoring 19 consecutive Griz points over the game's final 12 minutes. Additionally, both Bannan (Jan. 4 vs. Northern Colorado) and Beasley (Feb. 4 at Portland State) have hit game-winning or game-tying shots at the end of regulation.

YOUTH MOVEMENT

Not only is Montana's freshman class making a splash, but the majority of Montana's roster is underclassmen, with seven of Montana's top-nine rotation players being freshmen or sophomores.

- Montana is one of 10 teams nationally with zero seniors on its roster.
- Montana is one of 23 teams nationally that returned five or fewer letterwinners from its 2019-20 roster.
- Montana began the season with nine underclassmen (freshmen or sophomores), one of 22 teams nationally to do so.

Junior Mack Anderson – Montana's only returning upperclassman – is the only current Grizzly to have played in a Big Sky tournament game. He played 36 minutes across three games in 2019, scoring 10 points and collecting eight rebounds.

MONEY FROM THE LINE

Montana owns the eighth-best free-throw percentage in the country, connecting on 79.1 percent of its attempts from the charity stripe. The Grizzlies have had several spectacular team performances, including twice shooting 21-of-22 (Jan. 2 vs. Northern Colorado, Feb. 13 vs. Weber State). Their current percentage is on pace to break a school record, currently held by the 2012-13 championship team (76.7 percent).

Not only is Montana making its shots, though, it is also getting to the line at a great frequency. The Grizzlies have made more free throws than their opponents in 15 games, and on the season rank 13th nationally for total free throws made. A season ago, for comparison, Montana ranked 313th. Montana is 10-2 on the season when shooting more free throws than its opponent, compared to 3-10 when failing to do so.

Montana's top-nine rotation players are all shooting at least 73 percent from the free-throw line, led by freshman Robby Beasley III (58-of-61, .951) and sophomore Josh Vazquez (30-of-33, .901). Beasley, who started his collegiate career with 33 consecutive makes, currently ranks second nationally for free-throw percentage. He's currently on track to break both Montana (Kendal Manuel, .905 in 2019-20) and Big Sky Conference (Idaho State's Tim Erickson, .930 in 2000-01) records.

DOMINANT DEFENSE

Montana has hung its hat on defense this season, ranking among the nation's elite for several defensive categories:

- Scoring defense: 66.4 points per game (69th)
- Field-goal defense: .421 (113th)
- 3-point field-goal defense: .305 (35th).

Montana has held seven opponents below 60 points on the season (7-0), and is allowing just 59.8 points per game on .371 shooting during its current four-game winning streak. None of the four opponents have surpassed 62 points or have shot better than .383 from the floor. On the season, Montana has held its opponents under .400 shooting 11 times (8-3).

During Big Sky play, just three times has an opponent reached its regulation scoring average against the Griz (Weber State once, Eastern Washington twice).

MORE ON THE DEFENSE

- In Montana's Feb. 11 win over Weber State, the Wildcats were held to 67 points, 18 below their season scoring average. Weber State entered the game ranked seventh nationally for scoring offense. What's more, the Wildcats ranked second nationally for 3-point shooting and 10th for overall field-goal percentage, but were limited to 3-of-14 shooting from deep (.214) and a .440 clip for the game.
- The Grizzlies beat Dickinson State on Dec. 18, holding the Blue Hawks to 21.7-percent shooting in the second half, including a 9-minute stretch in which Dickinson State shot 0-for-11 from the floor.
- In a win over Washington (Dec. 16), Montana went on a 10-0 run down the stretch, holding the Huskies to one made field goal over the game's final 6 minutes (1-of-10). Quade Green, Washington's McDonald's All-American who is averaging a team-best 14.9 points per game, was held to his worst shooting performance of the season, shooting 1-of-11 and scoring four total points.
- Montana held Yellowstone Christian to .279 shooting and 42 points (Dec. 12).

- Georgia entered its matchup with Montana (Dec. 8) ranked in the top 30 nationally for scoring and shooting. The Bulldogs, however, were held 26 points below their season scoring average and were limited to .397 shooting and 63 total points.
- On Dec. 3 at Southern Utah, the Grizzlies limited the Thunderbirds to .327 shooting (16-of-49), including a .286 clip from deep. Over the game's final 14 minutes, Southern Utah shot just 3-of-14.
- After USC (Nov. 28) shot .714 in the first half of Montana's season opener (15-of-21), the Griz held the Trojans to .320 shooting in the second half. USC went nearly 8 minutes late in the game without a made field goal, and shot 2-of-10 over the game's final 10 minutes. Trojans' freshman Evan Mobley, the No. 1 high school recruit in the country and a projected NBA lottery pick, was limited to three made field goals. Only Utah held Mobley, USC's top scorer at 16.9 points per game, to fewer made field goals in a game this season.

EFFICIENT, AND BALANCED, OFFENSE

Montana is once again one of the best shooting teams in the country, ranking 66th nationally (top 20 percent) with a .462 team shooting percentage. The Grizzlies are even better from 3-point range (.372, 40th) and incredibly good from the charity stripe (.791, eighth).

Montana has done all this despite having an offense that has no players ranked among the top 25 in the Big Sky Conference for scoring. Montana doesn't have a single player averaging more than 10.8 points per game, but has seven scorers averaging between 7.8 and 10.8. The balanced scoring has led to eight different players leading the Grizzlies for scoring in a game this season, but none doing so more than five times (four players have done so five times apiece).

Montana has eclipsed 80 points in a game seven times, including an 80-67 win over Weber State, but its most impressive offensive performance might have come at Sacramento State (Jan. 21), when Montana scored 78 points against the nation's fifth-best scoring defense. In that game, Montana's bench scored 55 points (70.5 percent of the team's total), the nation's third-highest bench production of the season, up to that point.

2020-21 BIG SKY CONFERENCE STANDINGS

SCHOOL	CONF	PCT	OVERALL	PCT	HOME	AWAY	NEUTRAL	STREAK
Southern Utah	12-2	.857	19-3	.864	14-0	5-3	0-0	W9
Weber State	12-3	.800	17-5	.773	11-0	6-4	0-1	W6
Eastern Washington	12-3	.800	13-7	.650	7-2	6-5	0-0	W1
Idaho State	8-6	.571	13-10	.565	8-3	5-5	0-2	L1
Montana State	8-6	.571	11-9	.550	5-3	6-6	0-0	L1
Montana	7-9	.438	13-12	.520	8-4	5-8	0-0	W4
Northern Colorado	6-8	.429	10-10	.500	6-5	4-5	0-0	L2
Portland State	6-8	.429	9-12	.429	7-6	2-6	0-0	L2
Sacramento State	5-9	.357	8-11	.421	5-3	3-8	0-0	W1
Northern Arizona	4-10	.286	5-15	.250	1-7	4-7	0-1	L4
Idaho	1-17	.056	1-20	.048	1-9	0-11	0-0	L1

DOWN TO THE WIRE

Montana believes it is better than its record shows, especially considering the number of narrow losses the Grizzlies have suffered. Montana began Big Sky Conference play 0-3, with its three losses coming by a combined four points – and all coming in the final seconds.

Overall, seven of Montana's 20 Division-I contests have been decided by four points or fewer (2-5) and 13 of them finishing with a single-digit margin of difference (5-8).

In Big Sky play, 10 of Montana's 16 games were decided by six points or fewer, with the winning basket coming in the closing seconds or overtime. In their first four Big Sky losses, the Grizzlies held the lead with 5 minutes to play each time.

NARROW LOSSES

- Dec. 3 at Southern Utah – Montana led for 32 minutes, by as many as eight points. The Grizzlies tied the game with a 3-pointer with 31 seconds to play, before losing at the free-throw line with 2.6 seconds remaining.
- Dec. 5 at Southern Utah – Montana led for 21 minutes, by as many as 13 points. The Grizzlies tied the game with a 3-pointer with 9.7 seconds to play, before losing at the free-throw line with 1.3 seconds remaining.
- Jan. 2 vs. Northern Colorado – Montana led for 8 minutes, by as many as five points. The Grizzlies tied the game with three free throws with 15.4 seconds to play, before losing on a layup with 1.0 seconds remaining.
- Jan. 16 vs. Northern Arizona – Montana led for more than 33 minutes and by eight, 58-50, with 5:32 to play, but the Grizzlies couldn't score again. Northern Arizona closed the game on a 12-0 run, holding the Griz to 0-of-5 shooting and two turnovers.
- Jan. 23 at Sacramento State – Montana overcame a 5-point deficit with under 4 minutes to play, taking a 68-65 lead with under 1 minute left in regulation. Sacramento State tied the game with 12 seconds on the clock, however, and eventually won in double overtime. Montana led for more than 23 minutes during the game.
- Feb. 6 at Portland State – Montana led for 11 minutes, by as many as seven points. The Grizzlies went more than 6 minutes in the second half without a made field goal, however, falling by five points after being within a possession in the final minute.

BEYOND THE ARC

Montana doesn't shoot many 3-pointers, ranking among the lowest in the nation for both attempts (14.6) and makes (5.4). That's not to say the Grizzlies aren't a good 3-point shooting team, however. They're just selective of when to take the shots.

Montana ranks 40th nationally, connecting on 37.2 percent of its 3-point attempts. The Grizzlies are led beyond the arc by Josh Vazquez (39 triples on .448 shooting). Montana has five players who have canned at least 13 3-pointers on the season, with all shooting at least 37 percent, and four connecting at a 42-percent clip or better.

While Montana ranks 40th for 3-point shooting, on the flip side, opponents are shooting just .305 from long range against the Griz (35th in NCAA).

STARTING STRONG

Montana has held a halftime lead in 18 of 25 contests this season, going 12-6 when doing so. On the contrary, Montana is just 1-6 when trailing at halftime, with its lone halftime deficit overcome coming in a Jan. 4 win over Northern Colorado.

Four times this season Montana has used major first-half runs to create early separation: 17-0 run vs. Northern Arizona on Jan. 16; 16-0 run at Sacramento State on Jan. 23; 14-0 run at Sacramento State on Jan. 23; and 15-0 run at Idaho State on Feb. 25).

CAM'S DIMES

Junior Cameron Parker knows a thing or two about assists, setting an NCAA single-game record in December 2019 with 24 assists while playing for Sacred Heart. He ranked among the nation's leaders for assists in his two seasons with the Pioneers, and is once again up there in 2020-21.

Parker's 123 assists rank 21st nationally, with the junior averaging 4.9 assists per game. He leads the Big Sky Conference for the category and ranks second with a 2.5 assist-to-turnover ratio.

PLENTY OF GAMES

Despite having five games canceled during a pandemic-altered season, Montana was still able to fill its schedule and play 25 games. In fact, the Grizzlies played more contests than any Big Sky opponent.

The Grizzlies didn't have their first cancellation until late January when their series vs. Montana State was called off. At that point, the Grizzlies were one of five teams in the entire country who had zero postponements or alterations to their schedule (Auburn, Louisiana Tech, Mississippi State, Toledo).

THE DECUIRE FACTOR

In seven seasons overseeing his alma mater, Travis DeCuire has had unprecedented success, amassing 140 wins while winning three regular-season championships and two tournament titles in five chances.

- Entering the Big Sky Conference tournament, DeCuire holds a 140-83 record at Montana (.628). He is one win shy of tying Blaine Taylor – his coach while DeCuire played for the Griz in the 1990s and his boss when he was an assistant at Old Dominion – for fourth on Montana's all-time wins list (George 'Jiggs' Dahlberg, 221; Wayne Tinkle, 158; Mike Montgomery, 155; Taylor, 141; DeCuire, 140).
- In 2018, DeCuire became the fastest coach in Big Sky history to win 50 league games, needing just 65 games to do so.
- DeCuire is 92-36 in Big Sky play, with his .719 conference winning percentage ranking fifth in Big Sky history and first among coaches with more than five seasons in the league.
- Further, his conference winning percentage ranks seventh nationally among active coaches with at least five seasons at their current school. Ahead of DeCuire is Mark Few (Gonzaga); John Becker (Vermont); Nathan Davis (Bucknell); Bill Self (Kansas); and John Calipari (Kentucky).
- DeCuire is the only coach in Montana history to win three regular-season conference championships. He has also won the league tournament twice.
- DeCuire was named coach of the year by the Big Sky and NABC District 6 in 2018.
- DeCuire has a winning record over every Big Sky opponent.
- DeCuire is one of 35 active coaches to currently lead his alma mater, with three coming from the Big Sky (also Brian Katz at Sacramento State and Danny Sprinkle at Montana State).



TRENDING

- Montana is a perfect 7-0 when holding opponents to 60 points or fewer. The Grizzlies are 0-7 when an opponent reaches 70.
- Montana's opponents are averaging 59.8 points per game during the Grizzlies' four-game winning streak, with all four shooting .383 or worse.
- Montana has not played a neutral-site game this season.
- While Montana has used the same starting lineup in five consecutive games, the Grizzlies have used 10 different lineups this season, with no player starting every contest.
- Montana has had eight different players lead the Griz for scoring in a game this season, with no player doing so more than five times.
- Just five times this season has a player led Montana for scoring in back-to-back games, and never has a player led the Grizzlies in three consecutive games.
- Freshmen Josh Bannan (three times) and Robby Beasley III (three times) have led Montana for minutes played in each of the past six games. Prior to that stretch, those two players led Montana for minutes just twice total.
- Freshman Josh Bannan has led Montana for rebounding a season-most seven times this season, including four times in the past six games.
- Junior Cameron Parker has led Montana for assists 18 times this season, including 10 times in the past 12 games.
- Montana has held a halftime lead in 18 of 25 games this season, going 12-8 when leading at the break, compared to 1-6 when trailing. The Grizzlies have led at halftime in four consecutive games.
- Montana has out-rebounded its opponent in three consecutive games, despite winning the rebounding battle just nine times this season (8-1). The Grizzlies have out-rebounded a Division-I opponent just four times, but one of the instances came Feb. 4 at Portland State, when Montana out-rebounded the Vikings, 41-37, despite Portland State entering the contest ranked 18th nationally for rebounding.
- Montana has been called for fewer fouls just twice in the past 13 games.
- Montana has turned the ball over fewer times than its opponent just nine times this season (5-4). Limiting, and forcing, turnovers has been a staple under Travis DeCuire. For instance, from 2018-20, Montana recorded fewer turnovers than its opponent in 74 of 100 contests, and posted a 77-percent winning percentage when doing so.

STARTING SOUTHPAWS

Not only does Montana have three left-handed players on its roster, but all three are contributing factors. Freshman Josh Bannan has started 20 games for the Grizzlies, while sophomore Kyle Owens is the team's leading scorer and ranks second for minutes played and rebounding. Junior southpaw Cameron Parker is generally the first player off the bench – often times playing starter minutes – and leads the Big Sky Conference for assists.

The Grizzlies are one of five teams nationally to have had at least three different lefties start in a game this season.

CALIFORNIA PIPELINE

When the Griz traveled to USC to open the season (Nov. 28), it felt like home for many players. At the time, Montana had nine California natives on its roster. The Grizzlies joined UCLA (13 from California), North Florida (nine, Florida), Manhattan (nine, New York), UCF (nine, Florida) and Norfolk State (nine, Virginia) as the NCAA's only schools with nine or more players from the same state.

Even more impressive, Montana began the season as the only school to have nine players from one state, outside of the university's state. Louisiana Tech (eight from Texas), Middle Tennessee (seven from Georgia), Oklahoma State (seven from Texas) and Wisconsin (seven from Minnesota) round out the top five.

HOME-COURT SUCCESS

Even with a couple uncharacteristic home losses this season, dating back to February 2017, Montana has won 46 of its past 55 home games (.836), with the Grizzlies boasting the nation's 21st-best home winning percentage during that span.

In its history, the Grizzlies have a strong home-court advantage, averaging more than 4,000 fans per game in 2019-20, a better figure than three Pac-12 schools. Montana is 732-254 all-time inside Dahlberg Arena (.742), including 148-34 over the past decade (.823, 29th in NCAA). Additionally, Montana is one of just 10 Division-I schools nationally to have been playing in its current home venue for at least 60 years and winning at least 70 percent of its home games.



UNCHARACTERISTIC SEASON

One could pin it on a number of factors, ranging from youth to narrow losses to COVID-19, but the 2020-21 basketball season has seen Montana come up on the short end in a number of uncharacteristic ways:

- Montana began the season 0-4 and moved above .500 for the first time on March 6, its final game of the regular season.
- Montana's nine league losses are the most under Travis DeCuire.
- Montana finished below .500 in Big Sky Conference play (7-9) for just the seventh time in the past 50 seasons, and first time since 2003-04.
- Montana is playing as the No. 6 seed in the Big Sky tournament, its lowest seed since the 2003-04 team played as the No. 6 seed.
- Montana had zero players earn all-conference recognition, being shut out of the postseason awards for the first time since 2000-01.
- In its eight conference series, Montana went 1-2-5. The two times the Grizzlies were swept (Southern Utah and Eastern Washington) were two of just five times in seven seasons under DeCuire that a Big Sky opponent has swept a season series over the Griz.
- Montana lost by 14 points at Eastern Washington on Feb. 18, its largest league loss in seven seasons under DeCuire. Two days later, in Missoula, Eastern Washington again won by a 14-point margin, handing the Grizzlies their worst home loss since 2008. It marked just the third and fourth times in 141 Big Sky games that DeCuire has lost by more than 10 points.

WORKING OVERTIME

- The Grizzlies are 7-11 in overtime contests under Travis DeCuire, including 1-1 in 2020-21.
- Prior to Montana's win over Portland State on Feb. 4, the Grizzlies had lost five consecutive overtime contests dating back to March 2018.
- Prior to its win at Portland State, Montana's last overtime road win came in November 2017 at Pitt.
- Prior to its win at Portland State, Montana last beat a Big Sky Conference team in overtime on the road on Dec. 31, 2015, at Northern Arizona.
- Montana has played in five double-overtime contests under DeCuire. The Grizzlies' last triple-overtime contest came Feb. 14, 2015 at Northern Colorado (win).

FREQUENT FLYER MILES

Montana opened the 2020-21 season with eight games in a 25-day period, traveling more than 25,000 miles during that span. Before adding two home non-Division-I games once the season began, all six of Montana's games scheduled for November and December were on the road.

EARNING A DUB AT U-DUB

Montana earned a 66-58 road win at Washington on Dec. 16, beating a Pac-12 opponent for the first time since December 2010. The victory snapped a 14-game losing streak to the conference.

Montana used a 17-3 first-half run to build a double-digit lead, an advantage Montana would hold for 28 consecutive minutes until Washington took a brief 53-51 lead with 3:50 to play. The Grizzlies were unfazed, however, responding with a 10-0 run and holding the Huskies to 1-of-10 shooting over the game's final 6 minutes.

Over the past three seasons, Washington is 23-3 in non-conference games on its home court, with the three losses coming to No. 1 Gonzaga, No. 9 Gonzaga and Montana.

WINNING BY A WIDE MARGIN

Montana led from start to finish Dec. 12 vs. Yellowstone Christian College, routing the Centurions 102-42.

- The 60-point margin of victory is the third-largest in school history and widest in more than 40 years. The only other times Montana has won a game by 60 or more points came in 1945-46 (103-34 over Gonzaga) and 1979-80 (94-33 over Carroll).
- Montana scored 100 points for the 31st time in school history, including the fifth time in the past two decades.

FINALLY A WIN

Montana earned its first win of the season on Dec. 12, defeating Yellowstone Christian College in dominant fashion (102-42). Before the win, Montana was 0-4 for just the third time in the past 50 seasons.

Two of the Grizzlies' losses came to Power 5 teams – USC of the Pac-12 and Georgia of the SEC – and two more – both at Southern Utah – came by a combined two points, marking the first time in 37 years that the Grizzlies lost back-to-back one-point games.

During that 50-year span that Montana has started a season 0-4, the Grizzlies have finished .500 or better all three times (1971-72, 2016-17 and 2020-21).

DÉJÀ VU

Montana fell in heartbreaking fashion not once, but twice, at Southern Utah.

On Dec. 3 in Cedar City, the Grizzlies led for more than 31 minutes, including by as many as 11 points. The Grizzlies then fell behind, only to tie the game in the final minute on a Josh Vazquez 3-pointer. Needing one defensive stop to send the game to overtime, Montana, was called for a foul, sending Southern Utah to the free-throw line with 2.6 seconds remaining, and allowing the Thunderbirds to win the game at the line.

Two nights later, the Grizzlies once again led by double figures in the second half. The Grizzlies then fell behind, only to tie the game in the final minute on a Josh Vazquez 3-pointer. Once again needing one defensive stop to send the game to overtime, Montana was once again called for a foul, sending Southern Utah to the free-throw line with 1.3 seconds remaining, and again allowing the Thunderbirds to win the game at the line.

The last time the Grizzlies played back-to-back games decided by one point came during the 1993-94 season (80-79 loss at Montana State, 70-69 win at Eastern Washington). The last time the Grizzlies lost back-to-back games by a single point came in February 1984, in the midst of a 23-7 season under Mike Montgomery (59-58 loss at Weber State, 60-59 loss at Montana State).

BIG SKY OPENERS

Montana's Dec. 3 loss at Southern Utah snapped a streak that dated back more than a decade. Prior to the defeat, Montana had won 11 consecutive Big Sky Conference openers.

Montana went on to lose its first three conference games for just the second time in the past 50 seasons, and the first time since 1997. Prior to this year, Montana had never lost two of its first five Big Sky games under Travis DeCuire.

2014-15	7-1 start
2015-16	6-0 start
2016-17	4-1 start
2017-18	13-0 start
2018-19	13-2 start
2019-20	7-1 start
2020-21	0-3 start

GETTING AN EARLY START

Montana's second game of the season was a Big Sky Conference game, which was historic on several levels:

- Just once before had Montana's second game of the season been a league game. During the 1963-64 season, the first in Big Sky history, Montana's second game was at Gonzaga – then a Big Sky member – marking the only other time that Montana's second game of the season has been a conference game.
- Montana's Dec. 3 opener was the program's earliest Big Sky opener ever. The previous record came on Dec. 4, 2009, vs. Northern Arizona.

WELCOME TO THE GRIZ

Montana had five players make their Griz debuts at USC (Nov. 28), including freshmen Josh Bannan and Brandon Whitney, who led the team for both scoring and minutes played. Additionally, three transfers played their first games for Montana. Over the next several weeks, three more Grizzlies made their Griz debuts, including freshman Robby Beasley III, who missed the first six games with a leg injury.

WHITNEY MAKES HISTORY IN DEBUT

Brandon Whitney became the first freshman to ever lead the Grizzlies in scoring in a season opener, scoring 17 points in his debut. The performance was also tied for the most points ever scored by a player making his collegiate debut in a season opener.

Impressively, of the eight freshmen to ever score in double figures in a season opener, five have come under Travis DeCuire, with four happening in the past two seasons:

17	Brandon Whitney	Nov. 28, 2020 at USC
17	Michael Oguine	Nov. 13, 2015 vs. Boise State
15	Derrick Carter-Hollinger	Nov. 6, 2019 at Stanford
13	Josh Bannan	Nov. 28, 2020 at USC
11	Josh Vazquez	Nov. 6, 2019 at Stanford
11	Ryan Slider	Nov. 14, 1998 vs. Simon Fraser
11	J.R. Camel	Nov. 23, 1994 vs. Simon Fraser
10	Matt Martin	Nov. 21, 2004 at Gonzaga
10	Rodney Brandon	Dec. 3, 1997 at Northern Colorado

THE WAITING GAME

From Montana's 2019-20 regular-season finale on March 7 until its opener at USC in late November, the program went 266 days between games. It was the longest break in action since the 1999 offseason. The Nov. 28 start date was Montana's latest start to a season since opening the 1992-93 campaign on Dec. 1.

TOGETHER IN SOLIDARITY

Looking to join together, not just as a team but as an entire human race, Montana elected to put the single word 'Solidarity' on the backs of its jerseys this season. The decision came after several team meetings about social justice, with another decision resulting in every eligible player and coach voting in the November 2020 election. On the front of Montana's jerseys, a patch reads, 'Equality. Justice. Unity', which is also being worn by every Montana student-athlete this year, and was derived from Montana's diversity and inclusion committee, which sophomore Kyle Owens and associate head coach Chris Cobb serve on.

On Martin Luther King Day, Montana launched the University of Montana's Diversity Appreciation Library, a standalone structure that is housed on campus and can be filled with books for people to freely borrow or add to. The library, which was funded by the men's basketball program, was filled with anti-racism and minority-themed literature in hopes that it can help educate the campus and community.


INDIVIDUALLY SPEAKING

- **#0 Kyle Owens** – All-Big Sky Conference honorable mention... Leads Montana with 10.8 points per game and ranks second for minutes (27.0) and rebounding (5.7, 11th in Big Sky)... Has been in double figures for scoring 17 times... Has totaled five or more rebounds on 17 occasions, including eight consecutive games from Dec. 8-Jan. 9 and three in a row to close the regular season... Has led Montana for scoring a team-high-tying five times and rebounding on six occasions... Has a team-most 19 charges drawn... Scored a career-high 27 points in a win over Weber State (Feb. 11)... Shot 11-of-16 from the floor, including a career-best four 3-pointers... Scored 11 of Montana's first 13 points as the Griz raced out to an early lead and trailed for just 14 seconds on the night... In a rare appearance off the bench, scored 22 points in a win at Sacramento State (Jan. 21)... Shot 8-of-13 from the floor while connecting on three 3-pointers... During the weekend series at Sacramento State (Jan. 21-23), shot 5-of-7 from 3-point range, after entering the weekend 4-of-11 from deep on the season... Made 22 consecutive free throws from Dec. 22-Jan. 21, and is shooting .756 from the charity stripe on the season... Scored in double figures in nine consecutive games to open the season, including 21 points at Southern Utah (Dec. 5) and 17 the following game at Georgia (Dec. 8)... Recorded his first career double-double vs. Yellowstone Christian (Dec. 12), with 10 points and a career-most 13 rebounds... Has been held to 5.7 points on 12-of-28 shooting over the final six games of the regular season, reaching double figures just once.
- **#2 Darius Henderson** – As a midyear transfer, became eligible in December... Played in five consecutive games from Feb. 18-March 5, after not seeing the floor in 12 consecutive games dating back to Dec. 18... Nearly half of his season minutes total came against Warner Pacific (March 5), playing 13 minutes and scoring a season-high seven points on 3-of-7 shooting... Also pulled own five rebounds and stole a pass... Scored his first Griz points vs. Dickinson State (Dec. 18)... Made his Griz debut at Georgia (Dec. 8).
- **#3 Josh Vazquez** – Is averaging 7.8 points per game while playing 25.6 minutes (third)... Has started 16 games, including 13 in a row from Dec. 5-Jan. 23... Leads Montana with 39 3-pointers made, connecting on at least one triple in all but seven games, and has made multiple 3-pointers 12 times... Is shooting .909 from the free-throw line (30-of-33), at one point making 15 consecutive attempts... Has a 2.2 assist-to-turnover ratio on the season, just once recording more turnovers than assists... His 40 assists rank third on the team... Ranks second with 18 steals, including three in a road win at Idaho State (Feb. 25)... Has been in double figures for scoring nine times, including back-to-back games to close the regular season (March 5-6)... In that series vs. Warner Pacific, he averaged 12.5 points per game while shooting 7-of-12 from 3-point range... Also added 11 rebounds, including a career-high nine on March 6... Scored a career-high 17 points vs. Weber State (Feb. 13), connecting on 6-of-11 shot attempts, including three 3-pointers... During a two-game stretch (Jan. 9-14), was in double figures in both games, averaging 14.5 points on .600 shooting... Scored 15 points on 5-of-7 shooting (3-of-5 from deep) in a win over Northern Arizona (Jan. 14), also recording six rebounds... Tallied a career-best five assists vs. Whitworth (Jan. 9), in addition to 14 points... Scored 14 points while connecting on four 3-pointers vs. Southern Utah (Dec. 3)... In back-to-back games vs. the Thunderbirds, made game-tying 3-pointers in the final 30 seconds.

- **#5 Robby Beasley III** – Ranks third on the team with a 10.0 points-per-game average... Has been in double figures for scoring nine times in 19 games, reaching 16 points five times... Has been in double figures in four of his past six games, including a career-high 25 at Eastern Washington (9-of-16 shooting, 3-of-6 from deep)... Has led Montana for scoring a team-high-tying five times... Ranks second in the nation with a .951 free-throw percentage, which is on pace to set a school and Big Sky record... Made his first 33 free-throw attempts to begin his collegiate career and is currently 58-of-61... Enters the Big Sky tournament having made 20 consecutive free throws... Has played a team-high for minutes three times in the past five games... Ranks second on the team with 26 3-pointers... Scored 18 points in a road win at Idaho State (Feb. 27)... Made a 30-foot, game-tying 3-pointer at the buzzer at Portland State (Feb. 4), sending the game into overtime... Finished the night with 14 points, including four made 3-pointers... Scored 17 points at Sacramento State (Jan. 21)... Scored 17 points at Arizona (Dec. 22), shooting 5-of-9 from the floor... Scored 17 points on 5-of-9 shooting at Arizona (Dec. 22), before reaching 17 points again at Sacramento State (Jan. 21)... Had three assists in back-to-back games (Jan. 4-9)... Also stole two passes vs. Northern Colorado (Jan. 4)... Recorded five rebounds in the previous game vs. Northern Colorado (Jan. 2), also doing so in his 25-point performance at Eastern Washington (Feb. 18)... Made his collegiate debut vs. Dickinson State (Dec. 18), scoring five points in 11 minutes of action... Missed the first six games of the season due to a knee injury.
- **#10 Eddy Egun** – Has played in 19 games this season, earning three starts... Has seen extended minutes over the past six games, after not playing in the previous four games (Feb. 4-13)... Has made the most of the time, scoring in double figures three times, including a career-most 16 points at Eastern Washington (Feb. 18) and team-high 14 vs. Warner Pacific (March 5)... Against the Eagles, shot 4-of-6 from the floor while pulling down six rebounds... Has made multiple 3-pointers three times in the past six games and four times this season... Ranks fifth on the team with 13 made 3-pointers this season... Started back-to-back games at Sacramento State (Jan. 21-23)... Scored seven points, in addition to three rebounds and a steal, vs. Whitworth (Jan. 9)... Had a career night at Georgia (Dec. 8), totaling 11 points and recording personal bests for 3-pointers (three) and minutes played (25), while also adding two assists... Earned his first career start near his hometown, playing 11 minutes and scoring three points at USC (Nov. 28)... Is one of Montana's top defenders.
- **#11 Cameron Parker** – Leads the Big Sky Conference and ranks 21st nationally with 123 assists (4.9 per game)... Also leads the Big Sky with a 2.3 assist-to-turnover ratio, recording a negative ratio just twice this season... Is Montana's first player off the bench and plays starter minutes, averaging 25.3 minutes per game (fourth)... Is averaging 8.9 points per game, scoring in double figures eight times this season, including five times in the past eight games... Has at least six assists in seven of the past eight games (7.7 average)... Became the first Grizzly in at least 30 years to come off the bench and record a points-assists double-double when he scored 12 points and dished out a season-high 10 assists vs. Eastern Washington (Feb. 20)... Scored 15 points in back-to-back games vs. Weber State (Feb. 11-13), connecting on five of seven 3-point attempts, in addition to a 13:2 assist-to-turnover ratio... Played 32 minutes while dishing out seven assists and pulling down a season-high-tying five rebounds vs. Sacramento State (Jan. 21), before scoring a season-high 20 points and recording five assists, five rebounds again and a new high for minutes (36) two nights later vs. the Hornets (Jan. 23)... All but two of his 20 points came after halftime, with the junior accounting for 16 of Montana's 23 points during a stretch late in the game and into overtime... Scored 19 points on 7-of-9 shooting at Southern Utah (Dec. 5)... Is shooting .497 overall and a team-high .462 from 3-point range (18-of-39), after shooting just .293 (12-of-41) a season ago at Sacred Heart... Has the third-most 3-pointers on the team, making at least one triple in 12 games... At one point made seven consecutive 3-pointers and was 15-of-22 shooting from Dec. 5-Feb. 13... Has a steal in 10 games, including two steals three times... Has five or more rebounds four times... Is 23 assists shy of 500 for his career.
- **#12 Brandon Whitney** – Ranks second on the team with 10.2 points per game and 64 assists, while leading the Griz with 29.5 minutes per contest and 23 steals... Has led Montana for minutes played a team-high seven times, steals a team-most nine times and scoring on a team-high-tying five occasions... Has been in double figures for scoring 13 times, including four straight games from Jan. 16-Feb. 4... During that span, he averaged 19.5 points per game on .560 shooting, including a career-high 22 points vs. Northern Arizona (Jan. 16), which was surpassed two games later with 28 at Sacramento State (Jan. 23)... The 28 points were the most by a Montana true freshman since Sayeed Pridgett in January 2017... Against the Hornets, he also totaled a career-best 13 made field goals (most by a Big Sky player this season), five rebounds and 49 minutes of action... Is shooting .472 from the floor on the season... Ranks second on the team with 64 assists, including four or more dimes eight times... His 3.0 assists-per-game average during Big Sky play ranked ninth... Has a positive assist-to-turnover ratio over the next three games (Feb. 6-13)... Recorded career highs for assists (six) and rebounds (six) vs. Weber State (Feb. 11)... Has a steal in 14 games, and multiple steals seven times... Scored 20 points vs. Warner Pacific (March 6)... Tallied 14 points at Idaho State (Feb. 25), before sinking a game-winning free throw in the closing seconds the following game (Feb. 27)... Set a Montana record with 17 points at USC (Nov. 26), the most points ever by a freshman in a season opener.
- **#13 Josh Bannan** – Has started 20 games for Montana, including the Grizzlies' first 14 and most-recent six... Leads Montana with 143 rebounds (5.7 average) and ranks fourth on the team for scoring (8.9)... Is averaging 5.9 rebounds per Big Sky game, which ranks ninth in the league... Has been in double figures for scoring 12 times, leading the Griz for scoring a team-high-tying five times... Was in double figures for scoring in five consecutive games from Feb. 11-25, averaging 15.3 points on .620 shooting during that span... Led Montana with 19 points and 13 rebounds in a win at Idaho State (Feb. 25), scoring 10 of the Grizzlies' first 12 points... Nearly had a double-double the previous game, totaling a career-high 20 points and nine rebounds vs. Eastern Washington (Feb. 20)... Regained his form in a series vs. Weber State (Feb. 11-13), averaging 11.5 points on 10-of-13 shooting, and at one point making nine consecutive shots... Was in a slump prior to that performance shooting 9-of-31 over his previous seven games (1-of-13 at one point) while averaging just 3.6 points per contest... In a win over Weber State (Feb. 11), he shot 6-of-6 from the floor while recording 13 points, four rebounds, three assists, two steals and being praised for his defense... Scored in double figures in three consecutive games from Dec. 12-18... Had back-to-back double-doubles in December, scoring 12 points and pulling down 12 rebounds in a road win at Washington of the Pac-12 (Dec. 16), before totaling 16 points and 12 boards vs. Dickinson State (Dec. 18)... Scored 19 points on 8-of-10 shooting vs. Yellowstone Christian (Dec. 12)... Made a game-winning shot vs. Northern Colorado (Jan. 4), giving Montana the lead with 4.9 seconds to play... Scored 13 points in his collegiate debut at USC (Nov. 28), while playing 35 minutes.
- **#23 Mack Anderson** – Has seen extended playing time over the past six games (Feb. 18-20) and has made the most of it, scoring 43 points (7.2 average) after scoring 35 points over the season's first 19 games... Has started the past six games and is averaging 20.3 minutes per game during that span, including a career-high 31 at Idaho State (Feb. 25)... Has been in double figures for scoring twice, including a 15-point performance in a road win at Idaho State (Feb. 27)... Shot 5-of-6 from the floor, in addition to pulling down six rebounds (four offensive)... Had a breakout series at Sacramento State (Jan. 21-23), scoring 12 points on 5-of-5 shooting in the series opener (Jan. 21), before totaling a career-high 10 rebounds in the second game (Jan. 23)... Entering that week, he had just 13 points and 18 rebounds on the season, playing more than 10 minutes just once (Dec. 3 at Southern Utah)... Is shooting a team-best .634 from the floor... Leads the team with 10.1 rebounds per 40 minutes... Has a team-most 16 blocked shots... After shooting .527 from the free-throw line through his first two seasons, is converting at a .788 clip as a junior (26-of-33), including 21-of-24 dating back to Jan. 21... Has fouled out eight times this season, including five of the past six contests.
- **#24 Freddy Brown III** – Has played in eight games this season, scoring 13 points and recording four rebounds and three assists... Connected on a 3-pointer in 9 game minutes vs. Warner Pacific (March 5)... Scored eight points on 3-of-6 shooting vs. Yellowstone Christian (Dec. 12).
- **#35 Derrick Carter-Hollinger** – Has been limited due to various injuries throughout the season, missing seven games after being named the Big Sky Conference Freshman of the Year in 2020... Is averaging 3.9 points and 2.5 rebounds per game, while playing 17.0 minutes per contest... Despite missing significant time, ranks second on the team with 13 blocked shots... Eight times has totaled three or more rebounds, including back-to-back games at Portland State (Feb. 4-6), where he had a season-high eight... In the two-game series vs. the Vikings, averaged 10.0 points, 6.0 rebounds and 1.5 blocks per game, playing 31 minutes in both contests... After leading the Griz with eight rebounds and three blocked shots in the first game of the series, he led Montana for scoring in the second game, with a season-high 14... Twice has tallied three assists... Stole three passes vs. Whitworth (Jan. 9).



CHAMPIONSHIP CULTURE



WINNING WAYS

- Entering 2020-21, Montana was one of 20 schools nationally to post a .500 or better record in 12 consecutive seasons (Arizona, Baylor, Belmont, Cincinnati, Duke, Florida State, Gonzaga, Kansas, Kentucky, Louisville, Maryland, Memphis, Michigan State, Ohio State, Saint Mary's, San Diego State, Vermont, VCU and Xavier).
- From 2017-18 through 2019-20, Montana posted a 70-30 record (.700), which stood as the 32nd-best winning percentage in the NCAA during that three-year span. Over a 10-year period, from 2010-11 through 2019-20, the Grizzlies were one of 34 programs nationally to win at least 66 percent of their games (215-109, .664).
- Montana is 1,521-1,263 all-time (.546).

CHAMPIONSHIP CULTURE

- Montana has won more Big Sky tournament titles than any other school (11). The Grizzlies also have won the regular-season title 12 times.
- Dating back to 1991, every four-year player has won a conference championship at Montana.
- Montana has won five regular-season Big Sky titles in the past 11 seasons, and has finished in the top three all but twice dating back to 2008-09.
- In the last five complete seasons, Montana has played in the Big Sky Conference championship game four times, trailing only Gonzaga, Iona and Villanova nationally. In the last 10 years, Montana has played in the Big Sky Conference championship game eight times, trailing only Gonzaga and New Mexico State.

DANCING IN MARCH

- Montana has played in the NCAA Tournament 12 times, including in both 2018 and 2019.
- The Grizzlies' first NCAA Tournament appearance came in 1975, earning a win over Utah State in the Round-of-32 before narrowly falling to John Wooden's final national championship team at UCLA. Montana also earned an NCAA Tournament win in 2006, knocking off No. 5 seed Nevada.
- Montana has played in the NCAA Tournament five times in the past decade; compared to Pac-12 programs, Montana ranks ahead of Arizona State, Cal, Colorado, Oregon State, Stanford, USC, Utah, Washington and Washington State.
- The Grizzlies have played in the NIT four times and CBI once.

GRIZ HISTORY

- Notable former head coaches include College Basketball Hall of Famers Jud Heathcote and Mike Montgomery, in addition to Montana alums Blaine Taylor, Larry Krystkowiak and Wayne Tinkle.
- Krystkowiak is Montana's all-time leading scorer (2,017) and rebounder (1,105). He is one of 123 Division-I players in NCAA history with more than 2,000 career points and 1,000 career rebounds.
- Montana has had seven NBA Draft picks, including first-round selections Michael Ray Richardson and Lee Johnson. Currently, 15 former players are playing professionally overseas; At least 74 players total have continued their playing careers after college.
- The 2020-21 team had 100-percent voter registration during the 2020 election.

2020-21 MONTANA GRIZ NUMERICAL ROSTER

NO.	NAME	YEAR	POS.	HT.	WT.	EXP.	HOMETOWN (PREVIOUS SCHOOL)
0	Kyle Owens	So.	F	6-8	205	1L	Calabasas, Calif. (Crespi Carmelite H.S.)
2	Darius Henderson	Jr.	F	6-9	220	TR	Pasadena, Calif. (UMass Lowell/La Salle H.S.)
3	Josh Vazquez	So.	G	6-3	180	1L	Torrance, Calif. (Bishop Montgomery H.S.)
5	Robby Beasley III	Fr.	G	6-3	190	HS	Dublin, Calif. (Dublin H.S.)
10	Eddy Egun	R-So.	G	6-4	204	1L	Woodland Hills, Calif. (El Camino Real H.S.)
11	Cameron Parker	Jr.	G	6-2	170	TR	Beaverton, Ore. (Sacred Heart / Tilton School)
12	Brandon Whitney	Fr.	G	6-1	178	HS	Mission Hills, Calif. (Bishop Alemany H.S.)
13	Josh Bannan	Fr.	F	6-9	215	HS	Melbourne, Australia (UC Lake Ginninderra)
23	Mack Anderson	Jr.	F	6-9	208	2L	Bozeman, Mont. (Bozeman H.S.)
24	Freddy Brown III	R-So.	G	6-2	178	1L	Seattle, Wash. (Nathan Hale H.S.)
35	Derrick Carter-Hollinger	So.	F	6-5	212	1L	San Diego, Calif. (Foothills Christian H.S.)

2020-21 MONTANA GRIZ ALPHABETICAL ROSTER

NO.	NAME	YEAR	POS.	HT.	WT.	EXP.	HOMETOWN (PREVIOUS SCHOOL)
23	Mack Anderson	Jr.	F	6-9	208	2L	Bozeman, Mont. (Bozeman H.S.)
13	Josh Bannan	Fr.	F	6-9	215	HS	Melbourne, Australia (UC Lake Ginninderra)
5	Robby Beasley III	Fr.	G	6-3	190	HS	Dublin, Calif. (Dublin H.S.)
24	Freddy Brown III	R-So.	G	6-2	178	1L	Seattle, Wash. (Nathan Hale H.S.)
35	Derrick Carter-Hollinger	So.	F	6-5	212	1L	San Diego, Calif. (Foothills Christian H.S.)
10	Eddy Egun	R-So.	G	6-4	204	1L	Woodland Hills, Calif. (El Camino Real H.S.)
2	Darius Henderson	Jr.	F	6-9	220	TR	Pasadena, Calif. (UMass Lowell/La Salle H.S.)
0	Kyle Owens	So.	F	6-8	205	1L	Calabasas, Calif. (Crespi Carmelite H.S.)
11	Cameron Parker	Jr.	G	6-2	170	TR	Beaverton, Ore. (Sacred Heart/Tilton School)
3	Josh Vazquez	So.	G	6-3	180	1L	Torrance, Calif. (Bishop Montgomery H.S.)
12	Brandon Whitney	Fr.	G	6-1	178	HS	Mission Hills, Calif. (Bishop Alemany H.S.)

COACHING STAFF

HEAD COACH: Travis DeCuire, 7th Season (Montana, 1994)

ASSOCIATE HEAD COACH: Chris Cobb, 7th Season (Menlo College, 2009)

ASSISTANT COACH: Jay Flores, 5th Season (Chico State, 2012)

ASSISTANT COACH: Zach Payne, 2nd Season (Whitworth, '14)

GRADUATE MANAGER: Anderson Clarke, 3rd Season (Concordia Irvine, 2018)

GRADUATE MANAGER: Jordan Gregory, 2nd Season (Montana, 2015)

PRONUNCIATION GUIDE

Josh Bannan ban-in
 Derrick Carter-Hollinger haul-in-jer
 Eddy Egun ee-gun
 Darius Henderson dare-ee-is
 Josh Vazquez vaz-kez

Travis DeCuire duh-CURE
 Jay Flores floor-es

SEASON STATISTICS

2020-21 SEASON STATISTICS - ALL GAMES

RECORD:	OVERALL	HOME	AWAY	NEUTRAL
ALL GAMES	13-12	8-4	5-8	0-0
CONFERENCE	7-9	3-4	4-5	0-0
NON-CONFERENCE	6-3	5-0	1-3	0-0

#	Player	gp-gs	min	avg	Total		3-Point		F-Throw		Rebounds													
					fg-fga	fg%	3fg-fga	3fg%	ft-fa	ft%	off	def	tot	avg	pf	dq	a	to	blk	stl	pts	avg		
00	OWENS, Kyle	25-22	676	27.0	96-199	.48	17-38	.44	62-80	.77	44	98	142	5.7	66	3	15	24	5	13	271	10.8		
12	WHITNEY, Brando	25-24	738	29.5	91-193	.47	12-40	.30	62-85	.72	14	33	47	1.9	53	0	64	52	3	23	256	10.2		
05	BEASLEY III, Rob	19-7	462	24.3	53-136	.39	26-69	.37	58-61	.95	5	39	44	2.3	37	1	17	23	1	6	190	10.0		
01	STEADMAN, Mich	19-18	429	22.6	80-146	.54	1-3	.33	28-41	.68	18	85	103	5.4	60	3	5	43	11	5	189	9.9		
13	BANNAN, Josh	25-20	601	24.0	84-179	.46	7-30	.23	47-59	.79	29	114	143	5.7	65	1	28	46	9	16	222	8.9		
11	PARKER, Camero	25-3	633	25.3	74-149	.49	18-39	.46	38-48	.79	4	54	58	2.3	40	0	123	53	0	13	204	8.2		
03	VAZQUEZ, Josh	25-16	639	25.6	63-152	.41	39-87	.44	30-33	.90	4	73	77	3.1	50	2	40	18	4	18	195	7.8		
10	EGUN, Eddy	19-3	228	12.0	23-50	.46	13-31	.41	21-25	.84	7	34	41	2.2	22	0	7	17	1	2	80	4.2		
35	CARTER-HOLLIN	18-4	306	17.0	23-66	.34	1-9	.11	24-32	.75	7	38	45	2.5	36	0	14	20	13	7	71	3.9		
23	ANDERSON, Mac	22-7	246	11.2	26-41	.63	0-0	.00	26-33	.78	29	33	62	2.8	64	8	3	15	16	6	78	3.5		
04	SATTERWHITE, C	2-1	39	19.5	2-13	.15	0-8	.00	0-1	.00	1	2	3	1.5	3	0	4	4	0	3	4	2.0		
24	BROWN III, Fredd	8-0	45	5.6	5-14	.35	2-7	.28	1-2	.50	2	2	4	0.5	2	0	3	3	0	0	13	1.6		
02	HENDERSON, Da	9-0	28	3.1	4-11	.36	0-4	.00	1-3	.33	3	7	10	1.1	9	0	1	4	2	2	9	1.0		
44	CLARKE, Hunter	1-0	5	5.0	0-1	.00	0-1	.00	0-0	.00	0	1	1	1.0	1	0	0	0	0	0	0	0.0		
Team											32	35	67				11							
Total.....		0	5075		624-135	.46136-366	.37398-503	.79	199	648	847	0.0	508	18	324	333	65	114	178	0.0				
Opponents.....		0	5075		586-139	.42142-465	.30345-518	.66	239	576	815	0.0	461	-	287	311	72	146	165	0.0				

TEAM STATISTICS	UM	OPP	Date	Opponent	Score	Att.
SCORING	1782	1659	11/28/20	at Southern California	L 62-76	0
Points per game	71.3	66.4	* 12/3/20	at Southern Utah	L 63-64	0
Scoring margin	+4.9	-	* 12/5/20	at Southern Utah	L 74-75	0
FIELD GOALS-ATT	624-1350	586-1392	12/8/20	at Georgia	L 50-63	1638
Field goal pct	.462	.421	12/12/20	YELLOWSTONE CHRISTIAN	w 102-42	0
3 POINT FG-ATT	136-366	142-465	12/16/20	at Washington	w 66-58	0
3-point FG pct	.372	.305	12/18/20	DICKINSON STATE	w 78-51	0
3-pt FG made per gam	5.4	5.7	12/22/20	at Arizona	L 64-70	0
FREE THROWS-ATT	398-503	345-518	* 1/2/21	NORTHERN COLORADO	L 62-64	0
Free throw pct	.791	.666	* 1/4/21	NORTHERN COLORADO	w 56-54	0
F-Throws made per ga	15.9	13.8	1/9/21	WHITWORTH	w 84-67	0
REBOUNDS	847	815	* 1/14/21	NORTHERN ARIZONA	w 67-56	0
Rebounds per game	33.9	32.6	* 1/16/21	NORTHERN ARIZONA	L 58-62	0
Rebounding margin	+1.3	-	* 1/21/21	at Sacramento State	w 78-66	0
ASSISTS	324	287	* 1/23/21	at Sacramento State	Lo2 83-89	0
Assists per game	13.0	11.5	* 2/4/21	at Portland State	Wot 70-64	0
TURNOVERS	333	311	* 2/6/21	at Portland State	L 56-61	0
Turnovers per game	13.3	12.4	* 2/11/21	WEBER STATE	w 80-67	0
Turnover margin	-0.9	-	* 2/13/21	WEBER STATE	L 82-91	0
Assist/turnover ratio	1.0	0.9	* 2/18/21	at Eastern Washington	L 76-90	0
STEALS	114	146	* 2/20/21	EASTERN WASHINGTON	L 76-90	0
Steals per game	4.6	5.8	* 2/25/21	at Idaho State	w 64-58	40
BLOCKS	65	72	* 2/27/21	at Idaho State	w 59-58	50
Blocks per game	2.6	2.9	3/5/21	WARNER PACIFIC	w 92-61	0
ATTENDANCE	0	1728	3/6/21	WARNER PACIFIC	w 80-62	0
Home games-Avg/Gam	12-0	13-133				
Neutral site-Avg/Game	-	0-0				

* = Conference game

Score by Periods	1st	2nd	OT	OT2	Totals
Montana	846	905	26	5	1782
Opponents	746	882	20	11	1659

2020-21 SEASON STATISTICS - BIG SKY CONFERENCE GAMES

RECORD:	OVERALL	HOME	AWAY	NEUTRAL
ALL GAMES	7-9	3-4	4-5	0-0
CONFERENCE	7-9	3-4	4-5	0-0
NON-CONFERENCE	0-0	0-0	0-0	0-0

#	Player	gp-gs	min	avg	Total		3-Point		F-Throw		Rebounds				pf	dq	a	to	blk	stl	pts	avg
					fg-fga	fg%	3fg-fga	3fg%	ft-fa	ft%	off	def	tot	avg								
00	OWENS, Kyle	16-14	441	27.6	62-125	.49	14-32	.43	34-39	.87	20	55	75	4.7	44	3	8	13	5	11	172	10.8
12	WHITNEY, Brando	16-16	488	30.5	54-122	.44	7-23	.30	45-61	.73	9	24	33	2.1	36	0	48	33	2	13	160	10.0
05	BEASLEY III, Rob	14-5	348	24.9	37-99	.37	20-49	.40	44-47	.93	5	29	34	2.4	29	1	10	18	1	6	138	9.9
01	STEADMAN, Mich	12-11	262	21.8	49-92	.53	1-2	.50	19-27	.70	9	53	62	5.2	42	2	4	27	8	4	118	9.8
11	PARKER, Camero	16-2	428	26.8	50-103	.48	16-33	.48	23-29	.79	2	35	37	2.3	22	0	80	32	0	5	139	8.7
13	BANNAN, Josh	16-11	357	22.3	48-111	.43	5-19	.26	18-22	.81	18	61	79	4.9	44	0	14	23	4	8	119	7.4
03	VAZQUEZ, Josh	16-10	412	25.8	36-93	.38	22-52	.42	18-20	.90	2	45	47	2.9	29	1	24	14	4	11	112	7.0
23	ANDERSON, Mac	14-5	185	13.2	21-33	.63	0-0	.00	20-25	.80	23	18	41	2.9	46	7	2	9	11	5	62	4.4
35	CARTER-HOLLIN	11-3	193	17.5	16-42	.38	1-6	.16	13-19	.68	5	25	30	2.7	20	0	6	10	8	2	46	4.2
10	EGUN, Eddy	12-2	126	10.5	10-20	.50	5-11	.45	11-14	.78	4	23	27	2.3	16	0	2	10	0	1	36	3.0
04	SATTERWHITE, C	1-1	21	21.0	1-4	.25	0-1	.00	0-1	.00	0	2	2	2.0	2	0	3	2	0	1	2	2.0
02	HENDERSON, Da	4-0	6	1.5	0-2	.00	0-1	.00	0-0	.00	1	1	2	0.5	4	0	0	3	0	1	0	0.0
24	BROWN III, Fredd	2-0	8	4.0	0-3	.00	0-1	.00	0-0	.00	0	0	0	0.0	0	0	1	0	0	0	0	0.0
Team											19	21	40				10					
Total.....		16	3275		384-849	.45	91-230	.39	245-304	.80	117	392	509	31.8	334	14	202	204	43	68	110	69.0
Opponents.....		16	3275		378-870	.43	102-308	.33	251-360	.69	154	377	531	33.2	280	-	187	187	51	89	110	69.3

TEAM STATISTICS	UM	OPP	Date	Opponent	Score	Att.
SCORING	1104	1109	* 12/3/20	at Southern Utah	L 63-64	0
Points per game	69.0	69.3	* 12/5/20	at Southern Utah	L 74-75	0
Scoring margin	-0.3	-	* 1/2/21	NORTHERN COLORADO	L 62-64	0
FIELD GOALS-ATT	384-849	378-870	* 1/4/21	NORTHERN COLORADO	W 56-54	0
Field goal pct	.452	.434	* 1/14/21	NORTHERN ARIZONA	W 67-56	0
3 POINT FG-ATT	91-230	102-308	* 1/16/21	NORTHERN ARIZONA	L 58-62	0
3-point FG pct	.396	.331	* 1/21/21	at Sacramento State	W 78-66	0
3-pt FG made per gam	5.7	6.4	* 1/23/21	at Sacramento State	Lo2 83-89	0
FREE THROWS-ATT	245-304	251-360	* 2/4/21	at Portland State	Wot 70-64	0
Free throw pct	.806	.697	* 2/6/21	at Portland State	L 56-61	0
F-Throws made per ga	15.3	15.7	* 2/11/21	WEBER STATE	W 80-67	0
REBOUNDS	509	531	* 2/13/21	WEBER STATE	L 82-91	0
Rebounds per game	31.8	33.2	* 2/18/21	at Eastern Washington	L 76-90	0
Rebounding margin	-1.4	-	* 2/20/21	EASTERN WASHINGTON	L 76-90	0
ASSISTS	202	187	* 2/25/21	at Idaho State	W 64-58	40
Assists per game	12.6	11.7	* 2/27/21	at Idaho State	W 59-58	50
TURNOVERS	204	187	* = Conference game			
Turnovers per game	12.8	11.7				
Turnover margin	-1.1	-				
Assist/turnover ratio	1.0	1.0				
STEALS	68	89				
Steals per game	4.3	5.6				
BLOCKS	43	51				
Blocks per game	2.7	3.2				
ATTENDANCE	0	90				
Home games-Avg/Gam	7-0	9-10				
Neutral site-Avg/Game	-	0-0				

Score by Periods	1st	2nd	OT	OT2	Totals
Montana	513	560	26	5	1104
Opponents	467	611	20	11	1109

SEASON STATISTICS

2019-20 SEASON STATISTICS - HOME GAMES

##	Player	gp-gs	min	avg	Total		3-Point		F-Throw		Rebounds				pf	dq	a	to	blk	stl	pts	avg
					fg-fga	fg%	3fg-fga	3fg%	ft-fa	ft%	off	def	tot	avg								
00	OWENS, Kyle	12-12	309	25.8	42-84	.50	8-15	.53	32-39	.82	24	51	75	6.3	30	1	6	9	5	2	124	10.3
01	STEADMAN, Mich	9-9	203	22.6	43-77	.55	1-3	.33	17-25	.68	12	46	58	6.4	25	0	3	21	4	1	104	11.6
02	HENDERSON, Da	4-0	19	4.8	4-8	.50	0-2	.00	1-3	.33	2	5	7	1.8	4	0	1	2	2	1	9	2.3
03	VAZQUEZ, Josh	12-9	314	26.2	37-77	.48	24-46	.52	13-14	.92	3	38	41	3.4	14	0	21	9	2	8	111	9.3
05	BEASLEY III, Rob	11-3	247	22.5	26-71	.36	12-41	.29	28-28	1.000	1	22	23	2.1	19	1	11	10	0	3	92	8.4
10	EGUN, Eddy	10-0	106	10.6	14-28	.50	7-18	.38	11-12	.91	2	18	20	2.0	10	0	3	6	1	2	46	4.6
11	PARKER, Camero	12-0	276	23.0	35-60	.58	8-15	.53	18-22	.81	2	25	27	2.3	13	0	67	21	0	8	96	8.0
12	WHITNEY, Brando	12-12	339	28.3	47-87	.54	4-16	.25	22-29	.75	9	8	17	1.4	24	0	35	16	3	14	120	10.0
13	BANNAN, Josh	12-10	294	24.5	53-102	.52	3-14	.21	29-36	.80	15	55	70	5.8	30	0	19	21	7	9	138	11.5
23	ANDERSON, Mac	10-3	96	9.6	9-14	.64	0-0	.00	11-14	.78	11	18	29	2.9	27	2	1	9	8	3	29	2.9
24	BROWN III, Fredd	6-0	43	7.2	5-13	.38	2-7	.28	1-2	.50	2	2	4	0.7	2	0	3	3	0	0	13	2.2
35	CARTER-HOLLIN	11-2	149	13.5	13-38	.34	0-4	.00	9-14	.64	5	16	21	1.9	16	0	7	12	7	7	35	3.2
44	CLARKE, Hunter	1-0	5	5.0	0-1	.00	0-1	.00	0-0	.00	0	1	1	1.0	1	0	0	0	0	0	0	0.0
Team											15	15	30					6				
Total.....		12	2400		328-660	.49	69-182	.37	192-238	.80	103	320	423	35.2	215	4	177	145	39	58	917	76.4
Opponents.....		12	2400		279-662	.42	63-198	.31	146-201	.72	90	255	345	28.8	219	-	130	147	22	65	767	63.9

2019-20 SEASON STATISTICS - ROAD GAMES

##	Player	gp-gs	min	avg	Total		3-Point		F-Throw		Rebounds				pf	dq	a	to	blk	stl	pts	avg
					fg-fga	fg%	3fg-fga	3fg%	ft-fa	ft%	off	def	tot	avg								
00	OWENS, Kyle	13-10	367	28.2	54-115	.47	9-23	.39	30-41	.73	20	47	67	5.2	36	2	9	15	0	11	147	11.3
01	STEADMAN, Mich	10-9	226	22.6	37-69	.53	0-0	.00	11-16	.68	6	39	45	4.5	35	3	2	22	7	4	85	8.5
02	HENDERSON, Da	5-0	9	1.8	0-3	.00	0-2	.00	0-0	.00	1	2	3	0.6	5	0	0	2	0	1	0	0.0
03	VAZQUEZ, Josh	13-7	325	25.0	26-75	.34	15-41	.36	17-19	.89	1	35	36	2.8	36	2	19	9	2	10	84	6.5
04	SATTERWHITE, C	2-1	39	19.5	2-13	.15	0-8	.00	0-1	.00	1	2	3	1.5	3	0	4	4	0	3	4	2.0
05	BEASLEY III, Rob	8-4	215	26.9	27-65	.41	14-28	.50	30-33	.90	4	17	21	2.6	18	0	6	13	1	3	98	12.3
10	EGUN, Eddy	9-3	122	13.6	9-22	.40	6-13	.46	10-13	.76	5	16	21	2.3	12	0	4	11	0	0	34	3.8
11	PARKER, Camero	13-3	357	27.5	39-89	.43	10-24	.41	20-26	.76	2	29	31	2.4	27	0	56	32	0	5	108	8.3
12	WHITNEY, Brando	13-12	399	30.7	44-106	.41	8-24	.33	40-56	.71	5	25	30	2.3	29	0	29	36	0	9	136	10.5
13	BANNAN, Josh	13-10	307	23.6	31-77	.40	4-16	.25	18-23	.78	14	59	73	5.6	35	1	9	25	2	7	84	6.5
23	ANDERSON, Mac	12-4	150	12.5	17-27	.63	0-0	.00	15-19	.78	18	15	33	2.8	37	6	2	6	8	3	49	4.1
24	BROWN III, Fredd	2-0	2	1.0	0-1	.00	0-0	.00	0-0	.00	0	0	0	0.0	0	0	0	0	0	0	0	0.0
35	CARTER-HOLLIN	7-2	157	22.4	10-28	.35	1-5	.20	15-18	.83	2	22	24	3.4	20	0	7	8	6	0	36	5.1
Team											17	20	37					5				
Total.....		13	2675		296-690	.42	67-184	.36	206-265	.77	96	328	424	32.6	293	14	147	188	26	56	865	66.5
Opponents.....		13	2675		307-730	.42	79-267	.29	199-317	.62	149	321	470	36.2	242	-	157	164	50	81	892	68.6

2019-20 SEASON STATISTICS - WINS

#	Player	gp-gs	min	avg	Total		3-Point		F-Throw		Rebounds				pf	dq	a	to	blk	stl	pts	avg
					fg-fga	fg%	3fg-fga	3fg%	ft-fa	ft%	off	def	tot	avg								
00	OWENS, Kyle	13-12	327	25.2	52-109	.47	11-24	.45	33-43	.76	26	52	78	6.0	30	1	10	15	1	7	148	11.4
01	STEADMAN, Mich	9-8	212	23.6	48-78	.61	1-2	.50	16-23	.69	14	45	59	6.6	27	0	2	16	6	3	113	12.6
02	HENDERSON, Da	6-0	22	3.7	4-9	.44	0-3	.00	1-3	.33	3	6	9	1.5	5	0	1	3	2	2	9	1.5
03	VAZQUEZ, Josh	13-8	339	26.1	35-80	.43	24-49	.49	23-26	.88	1	45	46	3.5	21	1	23	11	4	11	117	9.0
05	BEASLEY III, Rob	11-5	269	24.5	26-73	.35	14-42	.33	30-30	1.000	2	23	25	2.3	18	0	13	16	1	2	96	8.7
10	EGUN, Eddy	10-1	123	12.3	10-23	.43	5-15	.33	10-13	.76	2	19	21	2.1	11	0	3	8	1	1	35	3.5
11	PARKER, Camero	13-1	317	24.4	36-59	.61	6-14	.42	13-17	.76	2	33	35	2.7	23	0	68	30	0	7	91	7.0
12	WHITNEY, Brando	13-13	367	28.2	47-97	.48	3-20	.15	35-53	.66	9	18	27	2.1	30	0	36	23	2	13	132	10.2
13	BANNAN, Josh	13-11	332	25.5	50-103	.48	5-20	.25	34-42	.81	18	71	89	6.8	30	0	19	29	5	9	139	10.7
23	ANDERSON, Mac	11-5	141	12.8	17-24	.70	0-0	.00	18-22	.81	14	20	34	3.1	30	4	3	9	9	5	52	4.7
24	BROWN III, Fredd	5-0	37	7.4	5-11	.45	2-6	.33	1-2	.50	2	2	4	0.8	2	0	2	3	0	0	13	2.6
35	CARTER-HOLLIN	9-1	134	14.9	11-31	.35	0-2	.00	9-13	.69	5	17	22	2.4	15	0	7	9	7	7	31	3.4
44	CLARKE, Hunter	1-0	5	5.0	0-1	.00	0-1	.00	0-0	.00	0	1	1	1.0	1	0	0	0	0	0	0	0.0
Team											14	15	29				6					
Total.....		13	2625		341-698	.48	71-198	.35	223-287	.77	112	367	479	36.8	243	6	187	178	38	67	976	75.1
Opponents.....		13	2625		284-729	.39	61-238	.25	135-212	.63	110	274	384	29.5	252	-	129	173	33	81	764	58.8

2019-20 SEASON STATISTICS - LOSSES

#	Player	gp-gs	min	avg	Total		3-Point		F-Throw		Rebounds				pf	dq	a	to	blk	stl	pts	avg
					fg-fga	fg%	3fg-fga	3fg%	ft-fa	ft%	off	def	tot	avg								
00	OWENS, Kyle	12-10	349	29.1	44-90	.48	6-14	.42	29-37	.78	18	46	64	5.3	36	2	5	9	4	6	123	10.3
01	STEADMAN, Mich	10-10	217	21.7	32-68	.47	0-1	.00	12-18	.66	4	40	44	4.4	33	3	3	27	5	2	76	7.6
02	HENDERSON, Da	3-0	6	2.0	0-2	.00	0-1	.00	0-0	.00	0	1	1	0.3	4	0	0	1	0	0	0	0.0
03	VAZQUEZ, Josh	12-8	300	25.0	28-72	.38	15-38	.39	7-7	1.000	3	28	31	2.6	29	1	17	7	0	7	78	6.5
04	SATTERWHITE, C	2-1	39	19.5	2-13	.15	0-8	.00	0-1	.00	1	2	3	1.5	3	0	4	4	0	3	4	2.0
05	BEASLEY III, Rob	8-2	193	24.1	27-63	.42	12-27	.44	28-31	.90	3	16	19	2.4	19	1	4	7	0	4	94	11.8
10	EGUN, Eddy	9-2	105	11.7	13-27	.48	8-16	.50	11-12	.91	5	15	20	2.2	11	0	4	9	0	1	45	5.0
11	PARKER, Camero	12-2	316	26.3	38-90	.42	12-25	.48	25-31	.80	2	21	23	1.9	17	0	55	23	0	6	113	9.4
12	WHITNEY, Brando	12-11	371	30.9	44-96	.45	9-20	.45	27-32	.84	5	15	20	1.7	23	0	28	29	1	10	124	10.3
13	BANNAN, Josh	12-9	269	22.4	34-76	.44	2-10	.20	13-17	.76	11	43	54	4.5	35	1	9	17	4	7	83	6.9
23	ANDERSON, Mac	11-2	105	9.5	9-17	.52	0-0	.00	8-11	.72	15	13	28	2.5	34	4	0	6	7	1	26	2.4
24	BROWN III, Fredd	3-0	8	2.7	0-3	.00	0-1	.00	0-0	.00	0	0	0	0.0	0	0	1	0	0	0	0	0.0
35	CARTER-HOLLIN	9-3	172	19.1	12-35	.34	1-7	.14	15-19	.78	2	21	23	2.6	21	0	7	11	6	0	40	4.4
Team											18	20	38				5					
Total.....		12	2450		283-652	.43	65-168	.38	175-216	.81	87	281	368	30.7	265	12	137	155	27	47	806	67.2
Opponents.....		12	2450		302-663	.45	81-227	.35	210-306	.68	129	302	431	35.9	209	-	158	138	39	65	895	74.6

GAME-BY-GAME STATISTICS

SEASON STATISTICS

Opponent	Date	Score	W/L	--TOTAL--		--3-PTRS--		----FTS----		-----REBOUNDS-----					PF	A	TO	Blk	Stl	Pts	Avg
				FG-A	Pct.	3FG-A	Pct.	FT-A	Pct.	Off	Def	Tot	Avg								
at Southern California	11/28/20	62-76	L	21-62	.339	4-17	.235	16-26	.615	15	14	29	29.0	29	8	12	1	6	62	62.0	
at Southern Utah	12/3/20	63-64	L	24-49	.490	6-16	.375	9-17	.529	5	27	32	30.5	28	14	13	2	5	63	62.5	
at Southern Utah	12/5/20	74-75	L	27-53	.509	8-14	.571	12-15	.800	3	25	28	29.7	16	17	13	1	4	74	66.3	
at Georgia	12/8/20	50-63	L	18-51	.353	5-15	.333	9-10	.900	3	27	30	29.8	16	10	20	4	4	50	62.2	
vs. Yellowstone Christian	12/12/20	102-42	W	39-57	.684	5-13	.385	19-23	.826	9	40	49	33.6	11	21	15	0	9	102	70.2	
at Washington	12/16/20	66-58	W	20-54	.370	4-13	.308	22-27	.815	9	25	34	33.7	22	10	12	0	5	66	69.5	
vs. Dickinson State	12/18/20	78-51	W	33-60	.550	2-13	.154	10-14	.714	15	31	46	35.4	17	12	15	4	6	78	70.7	
at Arizona	12/22/20	64-70	L	20-46	.435	4-10	.400	20-22	.909	6	27	33	35.1	26	9	19	4	1	64	69.9	
vs. Northern Colorado	1/2/21	62-64	L	20-49	.408	1-5	.200	21-22	.955	5	26	31	34.7	16	5	10	7	4	62	69.0	
vs. Northern Colorado	1/4/21	56-54	W	22-62	.355	2-10	.200	10-13	.769	11	23	34	34.6	15	13	11	3	6	56	67.7	
vs. Whitworth	1/9/21	84-67	W	29-53	.547	6-15	.400	20-24	.833	8	29	37	34.8	13	19	19	1	7	84	69.2	
vs. Northern Arizona	1/14/21	67-56	W	22-43	.512	8-20	.400	15-21	.714	9	25	34	34.8	17	15	13	4	2	67	69.0	
vs. Northern Arizona	1/16/21	58-62	L	21-45	.467	8-16	.500	8-9	.889	4	25	29	34.3	16	11	14	1	4	58	68.2	
at Sacramento State	1/21/21	78-66	W	24-49	.490	4-13	.308	26-30	.867	8	21	29	33.9	20	13	9	1	4	78	68.9	
at Sacramento State	1/23/21	83-89	L ^(20T)	32-72	.444	6-16	.375	13-17	.765	11	32	43	34.5	28	10	10	1	2	83	69.8	
at Portland State	2/4/21	70-64	W ^(0T)	24-53	.453	4-10	.400	18-22	.818	7	34	41	34.9	17	13	24	8	6	70	69.8	
at Portland State	2/6/21	56-61	L	21-44	.477	3-9	.333	11-16	.688	5	18	23	34.2	18	10	13	0	6	56	69.0	
vs. Weber State	2/11/21	80-67	W	30-57	.526	9-18	.500	11-13	.846	7	22	29	33.9	22	19	12	5	5	80	69.6	
vs. Weber State	2/13/21	82-91	L	27-59	.458	7-16	.438	21-22	.955	11	12	23	33.4	25	14	10	0	4	82	70.3	
at Eastern Wash.	2/18/21	76-90	L	27-65	.415	7-18	.389	15-16	.938	12	24	36	33.5	24	14	12	0	4	76	70.6	
vs. Eastern Wash.	2/20/21	76-90	L	25-57	.439	6-16	.375	20-24	.833	7	24	31	33.4	23	15	9	6	3	76	70.8	
at Idaho State	2/25/21	64-58	W	21-47	.447	7-17	.412	15-22	.682	5	28	33	33.4	26	11	13	3	4	64	70.5	
at Idaho State	2/27/21	59-58	W	17-45	.378	5-16	.313	20-25	.800	7	26	33	33.3	23	8	18	1	5	59	70.0	
vs. Warner Pacific	3/5/21	92-61	W	32-62	.516	9-24	.375	19-29	.655	11	31	42	33.7	21	18	8	5	5	92	70.9	
vs. Warner Pacific	3/6/21	80-62	W	28-56	.500	6-16	.375	18-24	.750	6	32	38	33.9	19	15	9	3	3	80	71.3	
MONTANA		1782		624-1350	.462	136-366	.372	398-503	.791	199	648	847	33.9	508	324	333	65	114	1782	71.3	
OPPONENTS		1659		586-1392	.421	142-465	.305	345-518	.666	239	576	815	32.6	461	287	311	72	146	1659	66.4	

GAME-BY-GAME COMPARISONS

Opponent	1st	2nd	Score	Total FG	FG Pct.	3-Pointers	3FG Pct.	Free Throws	FT Pct.	RBs	Assists	TOs	Blocks	Steals	Fouls
at Southern California	25/44	37/32	62-76	21-62/23-46	.339/.500	4-17/6-14	.235/.429	16-26/24-39	.615/.615	29/43	8/17	12/16	1/5	6/1	29/24
at Southern Utah	34/28	29/36	63-64	24-49/16-49	.490/.327	6-16/6-21	.375/.286	9-17/26-40	.529/.650	32/36	14/7	13/9	2/1	5/6	28/19
at Southern Utah	36/31	38/44	74-75	27-53/26-60	.509/.433	8-14/10-33	.571/.303	12-15/13-16	.800/.813	28/34	17/13	13/11	1/4	4/9	16/13
at Georgia	24/32	26/31	50-63	18-51/27-68	.353/.397	5-15/5-23	.333/.217	9-10/4-9	.900/.444	30/49	10/11	20/18	4/3	4/10	16/14
vs. Yellowstone Christian	49/19	53/23	102-42	39-57/17-61	.684/.279	5-13/6-25	.385/.240	19-23/2-3	.826/.667	49/15	21/8	15/16	0/1	9/9	11/22
at Washington	33/21	33/37	66-58	20-54/24-57	.370/.421	4-13/2-12	.308/.167	22-27/8-19	.815/.421	34/35	10/10	12/16	0/5	5/6	22/23
vs. Dickinson State	41/33	37/18	78-51	33-60/19-52	.550/.365	2-13/5-17	.154/.294	10-14/8-12	.714/.667	46/18	12/7	15/13	4/0	6/7	17/18
at Arizona	36/29	28/41	64-70	20-46/24-57	.435/.421	4-10/3-14	.400/.214	20-22/19-34	.909/.559	33/35	9/13	19/8	4/5	1/6	26/18
vs. Northern Colo.	29/32	33/32	62-64	20-49/24-52	.408/.462	1-5/9-20	.200/.450	21-22/7-17	.955/.412	31/33	5/13	10/13	7/2	4/2	16/21
vs. Northern Colo.	27/29	29/25	56-54	22-62/21-50	.355/.420	2-10/4-15	.200/.267	10-13/8-10	.769/.800	34/35	13/9	11/16	3/4	6/6	15/14
vs. Whitworth	40/36	44/31	84-67	29-53/29-62	.547/.468	6-15/5-21	.400/.238	20-24/4-8	.833/.500	37/25	19/16	19/16	1/2	7/10	13/20
vs. Northern Arizona	41/19	26/37	67-56	22-43/20-54	.512/.370	8-20/6-13	.400/.462	15-21/10-17	.714/.588	34/30	15/10	13/10	4/3	2/6	17/20
vs. Northern Arizona	34/19	24/43	58-62	21-45/25-57	.467/.439	8-16/5-14	.500/.357	8-9/7-9	.889/.778	29/30	11/10	14/9	1/2	4/6	16/10
at Sacramento State	33/25	45/41	78-66	24-49/25-53	.490/.472	4-13/5-19	.308/.263	26-30/11-17	.867/.647	29/29	13/11	9/11	1/3	4/5	20/20
at Sacramento State	30/25	38/43	83-89	32-72/27-69	.444/.391	6-16/9-26	.375/.346	13-17/26-37	.765/.703	43/46	10/15	10/7	1/5	2/7	28/19
at Portland State	26/25	28/29	70-64	24-53/25-69	.453/.362	4-10/6-29	.400/.207	18-22/8-16	.818/.500	41/37	13/13	24/15	8/3	6/12	17/19
at Portland State	28/27	28/34	56-61	21-44/22-43	.477/.512	3-9/5-14	.333/.357	11-16/12-16	.688/.750	23/28	10/12	13/15	0/4	6/4	18/16
vs. Weber State	34/29	46/38	80-67	30-57/22-50	.526/.440	9-18/3-14	.500/.214	11-13/20-25	.846/.800	29/29	19/11	12/12	5/4	5/2	22/14
vs. Weber State	34/36	48/55	82-91	27-59/28-45	.458/.622	7-16/5-12	.438/.417	21-22/30-38	.955/.789	23/29	14/13	10/15	0/1	4/3	25/16
at Eastern Wash.	34/51	42/39	76-90	27-65/31-57	.415/.544	7-18/11-20	.389/.550	15-16/17-23	.938/.739	36/31	14/19	12/11	0/4	4/5	24/17
vs. Eastern Wash.	27/49	49/41	76-90	25-57/29-60	.439/.483	6-16/7-16	.375/.438	20-24/25-28	.833/.893	31/37	15/15	9/6	6/3	3/6	23/22
at Idaho State	34/23	30/35	64-58	21-47/19-54	.447/.352	7-17/4-24	.412/.167	15-22/16-24	.682/.667	33/36	11/9	13/10	3/5	4/4	26/20
at Idaho State	32/19	27/39	59-58	17-45/18-48	.378/.375	5-16/7-18	.313/.389	20-25/15-27	.800/.556	33/31	8/7	18/17	1/3	5/6	23/20
vs. Warner Pacific	44/27	48/34	92-61	32-62/22-59	.516/.373	9-24/3-15	.375/.200	19-29/14-17	.655/.824	42/32	18/9	8/12	5/0	5/3	21/24
vs. Warner Pacific	41/38	39/24	80-62	28-56/23-60	.500/.383	6-16/5-16	.375/.313	18-24/11-17	.750/.647	38/32	15/9	9/9	3/0	3/5	19/18

SEASON STATISTICS

SEASON STATISTICS

THE GRIZZLIES' RECORD WHEN...

GAME LOCATION

At Dahlberg Arena	8-4
On the Road	5-8
Neutral Site	0-0

TOP-25 OPPONENT (AP POLL)

At Dahlberg Arena	0-0
On the Road	0-0
Neutral Site	0-0

ON TV

At Dahlberg Arena	2-3
On the Road	1-4
Neutral Site	0-0

OVERTIME

At Dahlberg Arena	0-0
On the Road	1-1
Neutral Site	0-0

HALFTIME SCORE

Leading at the Half	12-6
Trailing at the Half	1-6
Tied at the Half	0-0

FINAL MARGIN

1-4	2-5
5-9	3-3
10+	8-4

GRIZ SCORING

<50	0-0
50-59	2-3
60-69	3-4
70-79	3-3
80-89	3-2
90+	2-0

OPPONENT SCORING

<50	1-0
50-59	6-0
60-69	6-5
70-79	0-3
80-89	0-1
90+	0-3

FIELD-GOAL PERCENTAGE

Better Field-Goal Percentage	11-5
Worse Field-Goal Percentage	2-7

UM Shoots <.400	3-2
UM Shoots .400-.449	1-5
UM Shoots .450-.499	2-4
UM Shoots .500+	7-1

Opponent Shoots <.400	8-3
Opponent Shoots .400-.449	3-3
Opponent Shoots .450-.499	2-2
Opponent Shoots .500+	0-4

3-POINT SHOOTING

Better 3-Point FG Percentage	9-7
Worse 3-Point FG Percentage	4-5
Same 3-Point FG Percentage	0-0

UM Makes 0-4	5-4
UM Makes 5-7	5-6
UM makes 8+	3-2

Opponent Makes 0-4	5-1
Opponent Makes 5-7	8-7
Opponent Makes 8+	0-4

FREE-THROW SHOOTING

Better Free-Throw Percentage	11-7
Worse Free-Throw Percentage	2-4
Same Free-Throw Percentage	0-1

UM Shoots More FTs	10-2
UM Shoots Fewer FTs	3-8
UM Shoots Same FTs	0-2

UM Makes More FTs	11-4
UM Makes Fewer FTs	2-8
UM Makes Same FTs	0-0

REBOUNDING

More Rebounds than Opponent	8-1
Fewer Rebounds than Opponent	3-11
Same Rebounds as Opponent	2-0

ASSISTS

More Assists than Opponent	11-4
Fewer Assists than Opponent	0-7
Same Assists as Opponent	2-1

TURNOVERS

Fewer Turnovers than Opponent	5-4
More Turnovers than Opponent	6-8
Same Turnovers as Opponent	2-0

UM Commits < 10	3-1
UM Commits 10-15	7-9
UM Commits 16+	3-2

Opponent Commits < 10	1-5
Opponent Commits 10-15	7-5
Opponent Commits 16+	5-2

TIME OF DAY

Day Game	6-6
Night Game	7-6

DAY OF THE WEEK

Monday	1-0
Tuesday	0-2
Wednesday	1-0
Thursday	5-2
Friday	2-0
Saturday	4-8
Sunday	0-0

MONTH

November	0-1
December	3-4
January	4-3
February	4-4
March	2-0

UNIFORMS

Maroon	5-8
White	8-4

GRIZ VS. OPPOSING CONFERENCES

Big Sky	7-9
Pac-12	1-2
Southeastern	0-1
Non-Division-I	5-0

GRIZ IN THE STATE OF

Arizona	0-1
California	1-2
Colorado	0-0
Georgia	0-1
Idaho	2-0
Montana	8-4
Oregon	1-1
Utah	0-2
Washington	1-1

GAME-BY-GAME LEADERS

DATE	OPPONENT	MINUTES	POINTS	REBOUNDS	ASSISTS	BLOCKS	STEALS
11/28	at USC	Bannan (34)	Whitney (17)	Owens (7)	Whitney (3)	Anderson (1)	Parker (2) Satterwhite (2)
12/3	at Southern Utah	Carter-Hollinger (30)	Vazquez (14)	Owens (8)	Parker (4)	Anderson (2)	Owens (2)
12/5	at Southern Utah	Owens (35)	Owens (21)	Steadman (7)	Parker (6)	Steadman (1)	Vazquez (2)
12/8	at Georgia	Whitney (38)	Owens (17)	Steadman (8)	Parker (5)	Steadman (3)	Whitney (2)
12/12	vs. Yellowstone Christian	Whitney (32)	Bannan (19) Steadman (19)	Owens (13)	Parker (9)	--	Whitney (3)
12/16	at Washington	Whitney (37)	Owens (13)	Bannan (12)	Bannan (3) Owens (3)	--	Bannan (2)
12/18	vs. Dickinson State	Vazquez (29)	Steadman (18)	Bannan (12)	Parker (4) Vazquez (4)	Anderson (2) Carter-Hollinger (2)	Whitney (2)
12/22	at Arizona	Owens (31)	Beasley III (17)	Bannan (9)	Parker (3)	Carter-Hollinger (3)	Bannan (1)
1/2	vs. Northern Colorado	Owens (33)	Beasley III (12)	Beasley III (5) Owens (5)	Parker (2)	Carter-Hollinger (2) Owens (2)	Bannan (1) Beasley III (1) Egun (1) Parker (1)
1/4	vs. Northern Colorado	Whitney (33)	Steadman (19)	Steadman (10)	Whitney (4)	Steadman (2)	Beasley III (2) Whitney (2)
1/9	vs. Whitworth	Vazquez (28)	Vazquez (14)	Steadman (8)	Parker (5) Vazquez (5)	Bannan (1)	Carter-Hollinger (3)
1/14	vs. Northern Arizona	Vazquez (33)	Vazquez (15)	Steadman (11)	Whitney (5)	Bannan (2) Vazquez (2)	Bannan (1) Vazquez (1)
1/16	vs. Northern Arizona	Whitney (34)	Whitney (22)	Steadman (9)	Whitney (4)	Owens (1)	Whitney (2)
1/21	at Sacramento State	Owens (34)	Owens (22)	Steadman (7)	Parker (7)	Anderson (1)	Owens (2)
1/23	at Sacramento State	Whitney (49)	Whitney (28)	Anderson (10)	Parker (5)	Anderson (1)	Beasley III (1) Whitney (1)
2/4	at Portland State	Whitney (36)	Beasley III (14) Whitney (14)	Carter-Hollinger (14)	Parker (6)	Carter-Hollinger (3) Steadman (3)	Whitney (3)
2/6	at Portland State	Parker (35)	Carter-Hollinger (14)	Carter-Hollinger (4) Vazquez (4)	Whitney (5)	--	Parker (2)
2/11	vs. Weber State	Owens (35)	Owens (27)	Whitney (6)	Parker (6) Whitney (6)	Anderson (1) Carter-Hollinger (1) Owens (1) Steadman (1) Whitney (1)	Bannan (2)
2/13	vs. Weber State	Parker (34)	Vazquez (17)	Owens (4) Vazquez (4)	Parker (7)	--	Whitney (2)
2/18	at Eastern Washington	Bannan (35)	Beasley III (25)	Bannan (7)	Parker (6)	--	Bannan (2)
2/20	vs. Eastern Washington	Beasley III (35)	Bannan (20)	Bannan (9)	Parker (10)	Anderson (3)	Bannan (1) Parker (1) Whitney (1)
2/25	at Idaho State	Bannan (38)	Bannan (19)	Bannan (13)	Parker (6)	Anderson (2)	Vazquez (3)
2/27	at Idaho State	Beasley III (37)	Beasley III (18)	Owens (7)	Whitney (4)	Beasley III (1)	Owens (3)
3/5	vs. Warner Pacific	Beasley III (25)	Egun (14)	Bannan (11)	Parker (7)	Henderson (2)	Carter-Hollinger (2)
3/6	vs. Warner Pacific	Bannan (33)	Whitney (20)	Vazquez (9)	Parker (7)	Bannan (2)	Vazquez (2)
TOTALS (INCLUDING TIES)		WHITNEY (7) OWENS (5) BANNAN (4) BEASLEY III (4) PARKER (3) VAZQUEZ (3) CARTER-HOLLINGER (1)	BANNAN (5) BEASLEY III (5) OWENS (5) WHITNEY (5) BANNAN (3) STEADMAN (3) CARTER-HOLLINGER (1) EGUN (1)	BANNAN (7) STEADMAN (7) OWENS (6) VAZQUEZ (3) CARTER-HOLLINGER (2) ANDERSON (1) BEASLEY III (1) WHITNEY (1)	PARKER (18) WHITNEY (7) VAZQUEZ (2) BANNAN (1) OWENS (1)	ANDERSON (8) CARTER-HOLLINGER (5) STEADMAN (5) BANNAN (3) OWENS (3) BEASLEY III (1) HENDERSON (1) VAZQUEZ (1) WHITNEY (1)	WHITNEY (9) BANNAN (7) BEASLEY III (3) PARKER (4) OWENS (3) VAZQUEZ (4) CARTER-HOLLINGER (2) EGUN (1) SATTERWHITE (1)

SEASON STATISTICS

Game #1

Nov. 28, 2020
Los Angeles, Calif.


Montana - 62														
Record: 0-1														
NO. Name	Min	FG M-A	3P M-A	FT M-A	Rebounds OR DR TOT	Fouls PF FD	TP	AS	TO	ST	Blocks BS BA	+/-		
1 Michael Steadman	21:48	3-8	0-0	1-3	2 0 2	3 4	7	0	2	0	2	-22	1st FG%	9-27 33.3%
13 Josh Bannan	34:28	5-11	1-1	2-4	1 3 4	5 4	13	0	2	1	0	-15	3PT%	2-8 25.0%
35 Derrick Carter-Hollinger	14:26	1-2	0-0	3-4	0 1 1	4 4	5	0	2	0	0	3	FT%	5-8 62.5%
10 Eddy Egun	11:02	1-3	1-2	0-0	1 0 1	1 0	3	0	2	0	0	-9	2nd FG%	12-35 34.3%
11 Cameron Parker	20:52	2-7	0-0	0-0	0 1 1	4 0	4	2	0	2	0	-7	3PT%	2-9 22.2%
0 Kyle Owens	26:04	4-10	1-2	2-6	4 3 7	4 5	11	0	1	0	0	-8	FT%	11-18 61.1%
12 Brandon Whitney	33:43	4-10	1-3	8-9	1 0 1	1 5	17	3	0	0	0	-6	GM FG%	21-62 33.9%
3 Josh Vazquez	15:03	0-2	0-0	0-0	1 3 4	3 0	0	2	0	1	0	-4	3PT%	4-17 23.5%
4 Cameron Satterwhite	18:53	1-9	0-0	0-0	1 0 1	1 2	2	1	2	0	0	-2	FT%	16-25 61.5%
23 Mack Anderson	03:23	0-0	0-0	0-0	0 0 0	3 0	0	0	1	0	1	0	Dead Ball Rebounds: 6, 1	
24 Freddy Brown III	00:18	0-0	0-0	0-0	0 0 0	0 0	0	0	0	0	0	0		
Team					4 3 7			0	0					
Totals	21:62	4-17	16-26	15 14 29	29 24	62	8	12	6	1	5	-14		

USC - 76														
Record: 2-0														
NO. Name	Min	FG M-A	3P M-A	FT M-A	Rebounds OR DR TOT	Fouls PF FD	TP	AS	TO	ST	Blocks BS BA	+/-		
3 Isaiah Mobley	24:18	1-7	0-1	4-8	7 6 13	3 5	6	3	3	0	2	0	1st FG%	15-21 71.4%
4 Evan Mobley	31:18	3-4	0-0	5-9	2 5 7	2 8	11	2	1	1	1	0	3PT%	4-6 66.7%
2 Tahj Eaddy	23:02	1-3	1-2	1-2	0 2 2	3 2	4	2	0	0	0	9	FT%	10-14 71.4%
13 Drew Peterson	23:38	3-4	2-3	5-6	0 0 0	2 3	13	2	3	0	0	13	2nd FG%	8-25 32.0%
20 Ethan Anderson	26:54	3-5	2-3	1-2	0 1 1	2 3	9	5	3	0	1	0	3PT%	2-8 25.0%
5 Isaiah White	13:49	1-1	0-0	8-10	0 1 1	5 5	10	0	1	0	0	-4	FT%	14-25 56.0%
1 Chevez Goodwin	18:02	4-8	0-0	0-0	1 6 7	3 0	8	2	2	0	0	3	GM FG%	23-46 50.0%
23 Max Agbonkpolo	19:38	3-7	0-2	0-2	0 6 6	2 1	3	1	2	0	0	1	3PT%	6-14 42.9%
30 Noah Baumann	14:25	1-3	1-3	0-0	1 2 3	1 1	3	0	0	1	0	1	FT%	24-39 61.5%
12 Boubacar Coulibaly	04:56	3-4	0-0	0-0	1 0 1	1 0	6	0	1	0	0	2	Dead Ball Rebounds: 10, 0	
Team					1 1 2			0	0					
Totals	23:46	6-14	24-39	13 30 43	24 29	76	17	16	1	5	1	-14		

		MON	USC
Biggest lead	0 (1st 20:00)	24 (1st 7:21)	
Best Scoring Run	6 (2nd 13:19)	9 (1st 7:21)	
Lead Changes	0		
Times Tied	0		
Time with Lead	00:00	39:27	

Points from	MON	USC	Period by Period Scoring			
Turnovers	16	15		1st	2nd	TOT
Paint	26	32	MON	25	37	62
Second Chance	11	8				
Fast Breaks	2	16	USC	44	32	76
Bench	30	33				

		Period by Period Scoring	1st	2nd	TOT
MON	25	37	62		
USC	44	32	76		

Game #2

Dec. 3, 2020
Cedar City, Utah


Montana - 63														
Record: 0-2 (0-1)														
NO. Name	Min	FG M-A	3P M-A	FT M-A	Rebounds OR DR TOT	Fouls PF FD	TP	AS	TO	ST	Blocks BS BA	+/-		
1 Michael Steadman	17:05	6-9	0-0	0-0	0 1 1	5 0	12	1	2	1	0	0	1st FG%	14-26 53.8%
13 Josh Bannan	15:07	1-3	0-2	0-0	0 5 5	3 1	2	0	3	0	0	-14	3PT%	4-8 50.0%
35 Derrick Carter-Hollinger	30:24	1-3	0-1	2-2	0 3 3	4 4	4	3	0	0	0	6	FT%	2-6 33.3%
4 Cameron Satterwhite	20:37	1-4	0-1	0-1	0 2 2	2 1	2	3	2	1	0	-5	2nd FG%	10-23 43.5%
12 Brandon Whitney	20:53	2-5	1-1	1-4	0 0 0	3 3	6	1	2	1	0	-6	3PT%	2-8 25.0%
0 Kyle Owens	29:35	4-5	0-0	2-3	0 8 8	3 4	10	0	1	2	0	9	FT%	7-11 63.6%
3 Josh Vazquez	27:21	5-10	4-6	0-0	0 3 3	0 3	14	2	1	0	0	8	GM FG%	24-49 48.0%
23 Mack Anderson	14:29	2-2	0-0	1-3	3 3 6	5 2	5	0	1	0	2	-3	3PT%	6-16 37.5%
11 Cameron Parker	22:59	2-7	1-5	3-4	0 1 1	0 4	8	4	1	0	0	1	FT%	9-17 52.9%
10 Eddy Egun	01:30	0-1	0-0	0-0	1 1 2	0 0	0	0	0	0	0	-2	Dead Ball Rebounds: 4, 0	
Team					1 0 1			0	0					
Totals	24:49	6-16	9-17	5 27 32	28 19	63	14	13	5	2	1	-1		

Southern Utah - 64														
Record: 2-1 (1-0)														
NO. Name	Min	FG M-A	3P M-A	FT M-A	Rebounds OR DR TOT	Fouls PF FD	TP	AS	TO	ST	Blocks BS BA	+/-		
12 Maizen Fausett	35:12	5-9	1-3	3-5	2 3 5	1 2	14	1	0	1	1	0	1st FG%	9-27 33.3%
22 Ivan Madunic	29:35	2-9	1-4	3-4	1 5 6	5 3	8	0	1	0	0	-2	3PT%	4-11 36.4%
3 John Knight III	39:25	5-12	1-2	10-15	3 6 9	3 9	21	3	5	3	0	2	FT%	6-10 60%
4 Dre Marin	31:24	1-6	1-5	5-6	1 1 2	4 6	8	0	1	0	0	-1	2nd FG%	7-22 31.8%
5 Tevian Jones	10:27	1-7	1-4	0-0	1 1 2	4 1	3	0	1	0	0	-8	3PT%	2-10 20.0%
15 Harrison Butler	32:58	1-4	0-2	5-10	2 6 8	0 7	7	0	0	2	0	0	FT%	23-30 66.7%
23 Courtnee Cooper	01:55	0-0	0-0	0-0	0 0 0	0 0	0	1	0	0	0	0	GM FG%	16-49 32.7%
30 Marquis Moore	09:53	0-1	0-0	0-0	0 0 0	2 0	0	0	1	0	0	6	3PT%	6-21 28.6%
1 Nick Fleming	09:11	1-1	1-1	0-0	1 1 2	0 0	3	0	0	0	0	3	FT%	26-40 65.0%
Team					2 0 2			0	0				Dead Ball Rebounds: 7, 1	
Totals	16:49	6-21	26-40	13 23 36	19 28	64	7	9	6	1	2	1		

		MON	SUU
Biggest lead	11 (1st 8:23)	3 (1st 19:03)	
Best Scoring Run	8 (1st 14:59)	9 (1st 5:45)	
Lead Changes	6		
Times Tied	6		
Time with Lead	31:35	03:27	

Points from	MONT	SUU
Turnovers	0	15
Paint	26	20
Second Chance	5	12
Fast Breaks	0	5
Bench	37	10

Period by Period Scoring			
	1st	2nd	TOT
MONT	34	29	63
SUU	28	36	64

		Period by Period Scoring	1st	2nd	TOT
MON	34	29	63		
SUU	28	36	64		

Game #3

Dec. 5, 2020
Cedar City, Utah


Montana - 74														
Record: 0-3 (0-2)														
NO. Name	Min	FG M-A	3P M-A	FT M-A	Rebounds OR DR TOT	Fouls PF FD	TP	AS	TO	ST	Blocks BS BA	+/-		
0 Kyle Owens	35:25	9-14	2-3	1-2	1 3 4	2 2	21	2	3	1	0	0	1st FG%	13-23 56.5%
1 Michael Steadman	30:00	6-13	0-0	1-2	0 7 7	3 3	13	1	1	0	1	2	3PT%	3-7 42.9%
13 Josh Bannan	22:31	3-7	1-3	0-0	0 3 3	2 0	7	2	2	1	0	-5	FT%	7-8 87.5%
3 Josh Vazquez	30:14	2-5	2-4	0-0	0 2 2	3 0	6	2	2	2	0	-2	2nd FG%	14-30 46.7%
12 Brandon Whitney	33:50	0-0	0-0	6-6	0 2 2	3 4	6	3	1	0	0	-5	3PT%	5-7 71.4%
10 Eddy Egun	11:21	0-3	0-1	0-0	1 1 2	1 1	0	1	0	0	0	3	FT%	5-7 71.4%
23 Mack Anderson	09:30	0-2	0-0	2-2	0 1 1	2 1	2	0	0	0	0	-1	GM FG%	27-53 50.9%
11 Cameron Parker	27:09	7-9	3-3	2-3	0 3 3	0 2	19	6	4	0	0	1	3PT%	8-14 57.1%
Team					1 3 4			0	0				FT%	12-15 80.0%
Totals	27:53	8-14	12-15	3 25 28	16 13	74	17	13	4	1	4	-1	Dead Ball Rebounds: 1, 1	

Southern Utah - 75												
Record: 3-1 (2-0)												
NO. Name	Min	FG M-A	3P M-A	FT M-A	Rebounds OR DR TOT	Fouls PF FD	TP	AS	TO	ST	Blocks BS BA	+/-
12 Maizen Fausett	F 28:40	5-11	2-5	4-4	4 5 9	3 4	16	0	2	2	1 0	11
22 Ivan Madunic	C 28:26	4-8	0-4	0-0	0 5 5	2 3	8	0	2	1	2 0	-1
3 John Knight III	G 33:04	2-5	0-1	0-0	2 4 6	3 0	4	2	1	0	1	-1
4 Dre Marin	G 36:36	6-12	4-8	3-4	1 7 8	2 2	19	2	1	3	0	0
5 Tevian Jones	G 37:21	6-16	2-10	5-6	1 0 1	0 5	19	3	2	0	0	-2
15 Harrison Butler	22:59	2-6	1-3	0-0	1 0 1	3 1	5	2	1	0	0	4
1 Nick Fleming	11:14	1-2	1-2	1-2	1 2 3	0 1	4	2	1	2	0	5
30 Marquis Moore	01:40	0-0	0-0	0-0	0 0 0	0 0	0	0	0	0	0	-4
Team					0 1 1			0	0			
Totals		26-60	10-33	13-16	10 24 34	13 16	75	13	11	9	4 1	1

Shooting By Period	
1st FG%	11-29 37.9%
3PT%	5-19 26.3%
FT%	4-4 100%
2nd FG%	15-31 48.4%
3PT%	5-14 35.7%
FT%	9-12 75%
GM FG%	25-60 43.3%
3PT%	10-33 30.3%
FT%	13-16 81.3%
Dead Ball Rebounds: 1,1	

Technical Fouls: NONE	
-----------------------	--

SEASON STATISTICS

Game #5

Dec. 12, 2020
Missoula, Mont.


Yellowstone Chris. - 42

Record: 0-7

NO. Name	Min	FG M-A	3P M-A	FT M-A	Rebounds OR DR TOT	Fouls PF FD	TP	AS	TO	ST	Blocks BS BA	+/-
1 Christian Beeke	26:59	1-7	0-1	0-0	0 4 4	5 1 2	1	2	0	0	0	-44
2 Devin Jones	33:46	3-14	1-7	0-0	0 0 0	1 2 7	2	3	3	0	0	-47
2 TJ Rivera	32:46	1-8	1-5	0-0	0 2 2	1 1 3	3	3	1	0	0	-47
3 Derrian Reed	31:47	8-15	2-4	2-3	3 2 5	3 4 20	1	4	2	0	0	-41
20 DeVante King	30:39	2-5	0-0	0-0	0 0 0	2 1 4	1	2	0	0	0	-31
11 Kyle Morris	13:27	1-4	1-3	0-0	1 0 1	5 0 3	0	0	3	1	0	-24
4 Andri Basovets	15:11	0-5	0-3	0-0	0 0 0	2 1 0	0	1	0	0	0	-23
5 Kaion White	10:34	0-2	0-1	0-0	0 1 1	1 1 0	0	1	0	0	0	-24
23 Timothy Harris	04:51	1-1	1-1	0-0	0 0 0	2 0 3	0	0	0	0	0	-19
Team					0 2 2	0 0 0						
Totals		17-61	6-25	2-3	4 11 15	22 11 42	8	16	9	1	0	-60

Technical Fouls: NONE

Shooting By Period
1st FG% 8-31 25.8%
3PT% 2-10 20.0%
FT% 1-2 50%
2nd FG% 9-30 30.0%
3PT% 4-15 26.7%
FT% 1-1 100%
GM FG% 17-61 27.9%
3PT% 6-25 24.0%
FT% 2-3 66.7%
Dead Ball Rebounds: 1, 0

Montana - 102

Record: 1-4

NO. Name	Min	FG M-A	3P M-A	FT M-A	Rebounds OR DR TOT	Fouls PF FD	TP	AS	TO	ST	Blocks BS BA	+/-
0 Kyle Owens	29:42	3-4	0-0	4-6	3 10 13	1 4 10	2	3	0	0	0	37
1 Michael Steadman	23:26	7-12	0-0	5-6	1 7 8	0 6 19	0	0	0	0	0	37
13 Josh Bannan	23:52	8-10	0-2	3-3	1 6 7	2 3 19	0	3	2	2	0	44
3 Josh Vazquez	30:34	5-9	3-5	2-2	0 2 2	1 3 15	1	1	2	0	1	49
12 Brandon Whitney	31:34	7-9	0-1	1-1	0 1 1	1 3 15	4	0	3	0	0	48
11 Cameron Parker	27:03	4-1	1-1	3-3	0 5 5	1 2 12	9	2	2	2	0	44
10 Eddy Egun	09:16	1-1	0-0	0-0	0 1 1	1 0 2	1	0	0	0	0	19
24 Freddy Brown III	13:38	3-6	1-4	1-2	1 1 2	2 1 8	0	2	0	0	0	12
23 Mack Anderson	08:30	1-2	0-0	0-0	1 4 5	2 0 2	0	4	0	0	0	13
2 Darius Henderson	02:25	0-0	0-0	0-0	0 2 2	0 0 0	1	1	0	0	0	-3
Team					2 1 3	0 0 0						
Totals		39-57	5-13	19-23	9 40 49	11 22 102	21	15	9	1	0	60

Technical Fouls: NONE

Shooting By Period
1st FG% 19-28 67.9%
3PT% 3-6 50.0%
FT% 8-8 100%
2nd FG% 20-29 69.0%
3PT% 2-7 28.6%
FT% 11-15 73.3%
GM FG% 39-57 68.4%
3PT% 5-13 38.5%
FT% 19-23 82.6%
Dead Ball Rebounds: 2, 0

	YCC	MON
Biggest lead	0 (1st 20:00)	63 (2nd 2:25)
Best Scoring Run	5 (1st 6:02)	17 (2nd 8:24)
Lead Changes	0	
Times Tied	0	
Time with Lead	00:00	39:35

Points from	YCC	MON
Turnovers	18	24
Paint	12	60
Second Chance	0	13
Fast Breaks	3	26
Bench	6	24

Period by Period Scoring			
	1st	2nd	TOT
YCC	19	23	42
MON	49	53	102

Game #6

Dec. 16, 2020
Seattle, Wash.


Montana - 66

Record: 2-4

NO. Name	Min	FG M-A	3P M-A	FT M-A	Rebounds OR DR TOT	Fouls PF FD	TP	AS	TO	ST	Blocks BS BA	+/-
0 Kyle Owens	32:45	4-18	0-1	5-6	4 2 6	3 6 13	3	3	0	0	0	2
1 Michael Steadman	25:27	4-6	0-0	3-4	1 1 2	3 3 11	0	3	0	0	0	2
13 Josh Bannan	33:39	3-8	0-2	6-6	2 10 12	4 4 12	3	2	2	0	0	3
3 Josh Vazquez	32:30	3-7	2-5	4-4	0 5 5	2 3 12	0	1	0	0	0	6
12 Brandon Whitney	36:52	3-6	2-4	2-4	1 2 3	3 3 10	2	1	1	0	0	3
11 Cameron Parker	27:20	3-7	0-1	2-3	0 2 2	3 3 8	1	3	1	0	0	18
35 Derrick Carter-Hollinger	10:05	0-2	0-0	0-0	0 2 2	4 1 0	1	0	0	0	0	5
2 Darius Henderson	01:22	0-0	0-0	0-0	0 0 0	0 0 0	0	0	0	0	0	1
Team					1 1 2	0 0 0						
Totals		20-54	4-13	22-27	9 25 34	22 23 66	10	12	5	0	5	8

Technical Fouls: NONE

Shooting By Period
1st FG% 10-29 34.5%
3PT% 2-6 33.3%
FT% 11-12 91.7%
2nd FG% 10-25 40.0%
3PT% 2-7 28.6%
FT% 11-15 73.3%
GM FG% 20-54 37.0%
3PT% 4-13 30.8%
FT% 22-27 81.5%
Dead Ball Rebounds: 4, 2

Washington - 58

Record: 1-5

NO. Name	Min	FG M-A	3P M-A	FT M-A	Rebounds OR DR TOT	Fouls PF FD	TP	AS	TO	ST	Blocks BS BA	+/-
1 Nate Roberts	29:43	6-7	0-0	1-3	3 7 10	5 4 13	0	1	0	1	0	-13
13 Hameir Wright	24:26	2-5	1-4	0-2	0 3 3	4 3 5	0	2	1	0	0	-9
5 Jamal Bey	23:15	0-2	0-0	1-4	0 3 3	1 2 1	0	2	1	1	0	-4
10 Erik Stevenson	16:56	2-5	0-2	0-0	2 2 4	1 2 4	3	4	2	0	0	-7
55 Quade Green	31:09	1-11	0-1	2-2	0 2 2	5 2 4	4	2	1	0	0	-2
4 Nate Pryor	28:41	5-12	1-2	2-5	1 0 1	1 4 13	2	1	1	0	0	-5
21 RaeQuan Battle	20:17	4-8	0-2	0-0	2 4 6	3 2 8	0	2	0	1	0	-5
52 Riley Sorn	09:44	4-4	0-0	2-3	2 2 4	2 2 10	0	0	0	2	0	8
0 Marcus Tsohonis	06:19	0-3	0-1	0-0	0 0 0	0 1 0	1	1	0	0	0	-7
22 Cole Bajema	06:07	0-0	0-0	0-0	0 0 0	0 1 0	0	1	0	0	0	0
33 J'Raen Brooks	03:23	0-0	0-0	0-0	0 0 0	0 0 0	0	0	0	0	0	1
Team					0 2 2	0 0 0						
Totals		24-57	2-12	8-19	10 25 35	23 22 58	10	16	6	5	0	-8

Technical Fouls: NONE

	MONT	UWMB
Biggest lead	15 (1st 4:18)	4 (1st 17:50)
Best Scoring Run	10 (2nd 1:43)	10 (2nd 9:48)
Lead Changes	4	
Times Tied	3	
Time with Lead	32:32	03:51

Points from	MONT	UWMB
Turnovers	13	14
Paint	22	36
Second Chance	12	14
Fast Breaks	4	2
Bench	8	31

Period by Period Scoring			
	1st	2nd	TOT
MONT	33	33	66
UWMB	21	37	58

Game #7

Dec. 18, 2020
Missoula, Mont.


Dickinson St. - 51

Record: 3-4

NO. Name	Min	FG M-A	3P M-A	FT M-A	Rebounds OR DR TOT	Fouls PF FD	TP	AS	TO	ST	Blocks BS BA	+/-
12 Jalón Tinnin	18:07	0-2	0-0	0-0	0 2 2	2 1 0	0	0	0	0	0	-18
21 Ajdin Toskic	25:32	3-9	1-4	1-1	1 1 2	3 3 8	0	2	0	0	1	-10
3 Bryce Hladky	25:43	2-8	0-3	0-0	0 1 1	2 0 4	3	2	2	0	0	-20
5 Troy Knox	35:23	7-16	3-7	3-4	0 3 3	0 5 20	2	3	1	0	0	-29
24 Nashiem Lozier	26:41	2-6	1-3	0-0	0 1 1	2 0 5	0	2	3	0	1	-24
15 John Evans	33:36	3-5	0-0	2-3	0 3 3	3 4 8	1	1	1	0	0	-18
20 Raiden Forrest	18:12	0-4	0-0	1-2	1 1 3	3 2 1	1	1	0	0	0	-4
40 Stephen Steinbron	16:46	2-2	0-0	1-2	0 2 2	3 2 5	0	1	0	0	0	-12
Team					1 0 1	0 0 1						
Totals		19-52	5-17	8-12	4 14 18	18 17 51	7	13	7	0	4	-27

Technical Fouls: NONE

Shooting By Period
1st FG% 14-29 48.3%
3PT% 3-10 30.0%
FT% 2-2 100%
2nd FG% 5-23 21.7%
3PT% 2-7 28.6%
FT% 6-10 60%
GM FG% 19-52 36.5%
3PT% 5-17 29.4%
FT% 8-12 66.7%
Dead Ball Rebounds: 2, 0

Montana - 78

Record: 3-4

NO. Name	Min	FG M-A	3P M-A	FT M-A	Rebounds OR DR TOT	Fouls PF FD	TP	AS	TO	ST	Blocks BS BA	+/-
0 Kyle Owens	17:32	5-6	0-0	0-0	4 5 9	4 3 10	0	2	0	0	0	10
1 Michael Steadman	15:10	9-11	0-1	0-0	2 3 5	2 2 18	0	3	1	0	0	14
13 Josh Bannan	28:03	5-9	0-2	6-8	4 8 12	0 5 16	0	2	1	0	0	21
3 Josh Vazquez	29:25	2-5	1-2	0-0	0 1 1	0 2 5	4	0	0	0	0	30
12 Brandon Whitney	18:47	2-3	0-0	0-0	0 0 0	2 0 4	1	0	2	0	0	8
11 Cameron Parker	19:37	3-6	0-0	1-2	1 2 3	0 2 7	4	3	1	0	0	2
35 Derrick Carter-Hollinger	26:36	2-6	0-1	2-2	1 4 5	2 2 6	1	3	3	2	0	28
5 Robby Beasley	11:24	2-6	1-3	0-0	0 1 1	2 1 5	0	0	0	0	0	10
10 Eddy Egun	09:18	1-4	0-2	0-0	0 3 3	1 0 2	0	0	0	0	0	8
23 Mack Anderson	09:16	0-0	0-0	1-2	2 1 3	3 1 1	0	1	1	2	0	3
24 Freddy Brown III	06:42	1-2	0-1	0-0	0 0 0	0 0 2	2	1	0	0	0	0
44 Hunter Clarke	04:48	0-1	0-1	0-0	0 1 1	1 0 0	0	0	0	0	0	-1
2 Darius Henderson	03:21	1-1	0-0	0-0	0 0 0	0 0 2	0	0	0	0	0	2
Team					1 2 3	0 0 0						
Totals		33-60	2-13	10-14	15 31 46	17 18 78	12	15	6	4	0	27

Technical Fouls: NONE

	DSU	MON
Biggest lead	0 (1st 20:00)	30 (2nd 5:12)
Best Scoring Run	11 (1st 6:26)	11 (2nd 9:21)
Lead Changes	0	
Times Tied	0	
Time with Lead	00:00	39:11

Points from	DSU	MON
Turnovers	11	17
Paint	16	54
Second Chance	2	15
Fast Breaks	4	6
Bench	14	25

Period by Period Scoring			
	1st	2nd	TOT
DSU	33	18	51
MON	41	37	78

Game #8

Dec. 22, 2020
Tucson, Ariz.


Montana - 64

Record: 3-5

NO. Name

SEASON STATISTICS

Game #9

Jan. 2, 2021
Missoula, Mont.64 *Griz* 62

Northern Colo. - 64

Record: 5-3 (2-1)

No.	Name	Min	FG	3P	FT	Rebounds		Fouls	TP	AS	TO	ST	Blocks	+/-			
			M-A	M-A	M-A	OR	DR	PF	PD								
13	Bodie Hume	F 24:51	5-6	2-3	2-6	1	3	4	3	5	14	0	2	1	0	0	2
15	Kur Jockuch	F 14:04	4-8	0-0	0-0	2	2	4	4	1	8	2	0	0	0	0	5
1	Daylen Kountz	G 35:28	6-14	2-5	0-0	0	3	3	4	0	14	3	4	0	0	2	2
2	Matt Johnson	G 31:54	1-5	0-2	0-0	0	2	2	1	1	2	3	0	1	0	1	-8
5	Sam Masten	F 15:10	1-4	0-1	0-1	0	2	2	1	1	2	1	2	0	0	1	-8
3	Tre'Shon Smoots	23:39	5-9	3-5	3-4	1	3	4	1	3	16	2	1	0	0	0	10
10	Jamel Melvin	21:05	0-0	0-0	2-4	0	4	4	3	2	2	0	1	0	1	0	6
0	Greg Bowie II	08:06	1-2	1-1	0-0	0	3	3	0	0	3	1	0	0	0	0	10
11	Rodrick McCobb	09:19	0-2	0-1	0-2	1	0	1	2	2	0	1	0	0	0	0	1
21	Bryce Kennedy	09:07	0-0	0-0	0-0	2	2	2	1	0	1	0	1	0	0	0	-9
24	Marque English II	06:06	1-2	1-2	0-0	1	1	2	0	0	3	0	0	0	0	1	-5
Team						2	0	2				0	2				
Totals			24:52	9-20	7-17	8	25	33	21	16	64	13	3	2	2	7	2

Technical Fouls:NONE

Shooting By Period	1st FG%	2nd FG%	3rd FG%	FT%
1st FG%	12.26	46.2%		
2nd FG%	12.26	46.2%		
3rd FG%	12.26	46.2%		
FT%	4.11	36.4%		
GM FG%	24.52	46.2%		
3PT%	9.20	45.0%		
FT%	7.17	41.2%		

Dead Ball Rebounds: 3:0

Montana - 62

Record: 3-6 (0-3)

NO. Name	Min	FG M-A	3P M-A	FT M-A	Rebounds OR DR TOT	Fouls PF D	TP	AS	TO	ST	Blocks BS BA	+/-				
0 Kyle Owens	F 33:20	1-6	0-0	8-8	2 3 5	4 9	10	0	0	0	2	0	-2			
1 Michael Steadman	F 15:28	2-7	0-0	2-2	0 1 1	2 1	6	0	4	0	1	1	0			
13 Josh Bannan	F 16:33	2-6	0-1	1-2	0 4 4	4 1	5	1	1	1	1	0	-6			
3 Josh Vazquez	G 27:41	2-5	0-1	2-2	1 2 3	0 2	6	0	0	0	0	0	-7			
12 Brandon Whitney	G 27:43	5-7	0-0	0-0	0 0 0	2 0	10	1	1	0	1	0	-3			
35 Derrick Carter-Hollinger	19:30	2-6	0-1	0-0	1 3 4	0 2	4	1	2	0	2	0	-8			
5 Robby Beasley	27:28	2-5	1-1	7-7	0 5 5	1 3	12	0	0	0	1	0	0			
11 Cameron Parker	18:12	2-5	0-1	0-0	0 2 2	0 0	4	2	0	1	0	1	2			
23 Mack Anderson	04:46	0-0	0-0	0-0	0 1 1	3 1	0	0	2	0	0	0	1			
10 Eddy Egun	09:19	2-2	0-0	1-1	0 3 3	0 2	5	0	0	1	0	0	9			
Team					1 2 3		0	0								
Totals		20-49	1-5	21-22	5	26	31	16	21	62	5	10	4	7	2	-2
Technical Fouls: NONE																

Technical Fouls:NONE

Shooting By Period	1st FG%	2nd FG%	3rd FG%	FT%
1st FG%	10.25	40.0%		
2nd FG%	10.25	40.0%		
3rd FG%	10.25	40.0%		
FT%	8.9	88.9%		
GM FG%	20.49	40.8%		
3PT%	1-5	20.0%		
FT%	21-22	95.5%		

Dead Ball Rebounds: 0:1

UNC	MON	Points from Turnovers	UNC	MON	Period by Period Scoring
13 (1 st 9:08)	5 (2 nd 3:25)	14	15		1st 2nd TOT
Best Scoring Run	10 (1 st 12:25)	8 (1 st 3:35)	28	30	
Lead Changes	10	6	6	6	
Times Tied	4	3	12	12	
Time with Lead	28:19	07:47	24	25	

Game #10

Jan. 4, 2021
Missoula, Mont.*Griz* 56

54

Northern Colo. - 54

Record: 5-4 (2-2)

NO. Name		Min	FG	3P	FT	Rebounds	Fouls	TP	AS	TO	ST	Blocks	Bs	a/-
			M-A	M-A	M-A	OR DR TOT	PF F							
13 Bodie Hume	F	33:24	7-13	3-7	0-0	1 10 11	2 5	17	2	7	2	3	0	6
15 Kur Jockuch	F	15:45	3-6	0-0	2-2	1 3 4	5 3	8	1	1	1	0	0	10
1 Daylen Kountz	G	29:34	2-9	0-2	0-0	0 3 3	1 1	4	1	1	0	1	1	5
2 Matt Johnson	G	35:12	3-7	1-2	3-4	1 1 2	0 1	10	3	0	2	0	0	0
5 Sam Masten	G	20:45	1-1	0-0	1-2	0 1 1	0 1	3	1	0	0	0	0	2
10 Jamel Melvin	D	22:16	4-6	0-0	0-0	1 5 6	4 1	8	0	1	1	0	1	-8
3 Tre'Shon Smoots	F	19:15	1-3	0-2	2-2	0 1 1	1 1	4	1	2	0	0	0	-4
21 Bryce Kennedy	F	04:44	0-0	0-0	0-0	1 1 2	0 0	0	0	1	0	0	0	-4
0 Greg Bowie II	F	04:48	0-2	0-1	0-0	0 1 1	0 0	0	0	0	0	0	0	-2
11 Rodrick McCobb	F	12:31	0-2	0-1	0-0	0 3 3	0 1	0	0	1	0	0	1	-11
24 Marque English II	F	01:46	0-1	0-0	0-0	1 0 1	1 0	0	0	0	0	0	0	-4
Team						0 0 0				2				
Totals			21:50	4-15	8-10	6 29 35	14 14	54	9	16	6	4	3	-2

Technical Fouls:Kountz 1st 1:32

Shooting By Period	1st FG%	2nd FG%	3rd FG%	FT%
1st FG%	11.24	45.8%		
2nd FG%	11.24	45.8%		
3rd FG%	11.24	45.8%		
FT%	4-15	26.7%		
GM FG%	21.50	42.0%		
3PT%	8-10	80.0%		

Dead Ball Rebounds: 1:3

Montana - 56

Record: 4-6 (1-3)

NO. Name	Min	FG MA-A	3P MA-A	FT MA-A	Rebounds OR DR TOT	Fouls PF FLD	TP	AS	TO	ST	Blocks BS BA	+/-
0 Kyle Owens	F 22:49	1-10	0-1	4-4	5 3 8	1 3	6	1	1	0	0	1 -2
1 Michael Steadman	F 32:42	9-17	0-0	1-1	2 8 10	4 3	19	0	1	0	2 0	3
13 Josh Bannan	F 22:14	5-17	0-3	1-1	3 4 7	4 1	11	0	1	0	0 1	3
3 Josh Vazquez	D 23:37	1-3	1-1	0-0	0 2 2	0 0	3	2	1	1	0 0	5
12 Brandon Whitney	G 33:24	4-6	0-1	1-3	0 0 0	1 3	9	4	1	2	0 1	0
5 Robby Beasley	25:11	0-5	0-3	2-2	0 2 2	0 1	2	3	0	2	0 1	3
11 Cameron Parker	21:28	2-3	1-1	0-0	0 2 2	3 0	5	3	5	0	0 0	3
35 Derrick Carter-Hollinger	06:28	0-1	0-0	1-2	0 0 0	0 2	1	0	1	1	1 0	-3
10 Eddy Egun	11:17	0-0	0-0	0-0	0 2 2	0 0	0	0	0	0	0 0	-2
23 Mack Anderson	00:31	0-0	0-0	0-0	0 0 0	0 0	0	0	0	0	0 0	0
Team					1 0 1				0			
Totals		22:62	2-10	10-13	11 23 34	15 13	58	13	11	6	3 4	2

Technical Fouls:Parker 1st 1:32

Shooting By Period	1st FG%	2nd FG%	3rd FG%	FT%
1st FG%	9.29	31.0%		
2nd FG%	9.29	31.0%		
3rd FG%	9.29	31.0%		
FT%	6-9	66.7%		
GM FG%	13.33	39.4%		
3PT%	1-4	25.0%		
FT%	2-4	50%		
GM FG%	22.62	35.5%		
3PT%	2-10	20.0%		
FT%	10-13	76.9%		

Dead Ball Rebounds: 0:1

UNC	MON	Points from Turnovers	UNC	MON	Period by Period Scoring
3 (1 st 1:00)	7 (2 nd 3:55)	9	16		1st 2nd TOT
Best Scoring Run	8 (2 nd 0:29)	7 (1 st 6:09)	34	38	
Lead Changes	18	4	17	54	
Times Tied	9	4	5	56	
Time with Lead	09:30	24:13	12	8	

Game #11

Jan. 9, 2021
Missoula, Mont.84 *W* 67

Whitworth - 67

Record: 0-3

NO. Name		Min	FG		3P		FT		Rebounds		Fouls		TP	AS	TO	ST	Blocks		+/-
			M-A	M-A	M-A	M-A	OR	DR	PF	TT	BS	BA							
11 JT McDermott	F	23:38	4-6	0-1	0-2	0	6	4	3	13	3	4	1	0	0	0	0	18	
20 Liam Fitzgerald	F	31:53	6-10	1-3	0-0	0	4	4	3	0	13	1	3	5	0	0	0	-7	
32 Miguel Lopez	F	30:40	6-12	1-2	0-0	1	1	2	3	1	13	3	1	0	1	0	0	-7	
2 Rowan Anderson	G	34:02	5-9	1-3	0-0	0	3	3	2	4	11	8	1	1	1	1	1	-2	
10 Garrett Paxton	G	16:32	2-6	0-4	4-6	2	1	3	3	4	8	0	2	2	0	0	5	0	
3 Tanner Fogle		17:42	1-8	0-3	0-0	1	2	3	1	1	2	0	2	0	0	0	0	-17	
35 Wyatt Walker		06:43	1-3	0-1	0-0	0	1	1	1	0	2	0	1	0	0	0	-8		
5 Brad Lackey		16:43	2-4	0-1	0-0	0	0	0	0	3	4	1	1	0	0	0	0	-12	
4 Kea Vargas		16:24	1-2	1-2	0-0	0	0	0	0	2	3	0	0	0	1	0	0	-6	
22 Jerry Twenge		00:51	0-0	0-0	0-0	1	0	1	0	0	0	0	0	0	0	0	0	-3	
00 Jake Holtz		01:13	0-1	0-0	0-0	0	0	0	0	1	0	0	0	0	0	0	0	0	
1 Hunter Thorne		01:13	1-1	1-1	0-0	0	0	0	0	0	3	0	0	0	0	0	0	0	
12 Jacob Hjort		01:13	0-0	0-0	0-0	0	0	0	0	0	0	0	0	0	0	0	0	0	
15 Carter Sonneborn		01:13	0-0	0-0	0-0	0	0	0	0	0	0	0	0	0	0	0	0	0	
Team						1	1	2					0	1					
Totals			29-62	5-21	4-8	6	19	25	21	13	67	16	16	10	2	1	1	-17	

Technical Fouls:Bench 2nd 9:32

Shooting By Period	1st FG%	2nd FG%	3rd FG%	FT%
1st FG%	16.34	47.1%		
2nd FG%	16.34	47.1%		
3rd FG%	16.34	47.1%		
FT%	2-10	20.0%		
GM FG%	23.62	46.8%		
3PT%	5-21	23.8%		
FT%	4-8	50.0%		

Dead Ball Rebounds: 2:0

Montana - 84

Record: 5-6

NO.	Name	Min	FG M-A	3P M-A	FT M-A	Rebounds DR OT TOT	Fouls FFD FT	TP	AS	TO	ST	Blocks	+/-	
0	Kyle Owens	F 21:33	3-6	0-0	4-4	1 5 6	1 4	10	0	0	0	0	15	
1	Michael Steadman	F 25:26	4-7	0-0	0-1	3 5 8	3 2	8	1	2	0	0	20	
13	Josh Bannan	F 25:29	4-7	0-0	3-3	0 2 2	0 4	11	1	4	1	1	0	
3	Josh Vazquez	G 27:59	4-8	3-5	3-4	0 3 3	2 1	14	5	1	0	0	12	
12	Brandon Whitney	G 23:07	5-7	0-1	2-2	1 0 1	4 2	12	1	3	1	0	22	
11	Cameron Parker	R 18:35	2-2	0-0	0	0 3 3	0 4	5	3	1	0	0	4	
17	Bradley Beasley	R 26:44	3-9	1-2	2-7	0 0 0	0 13	11	0	1	0	0	0	
35	Derrick Carter-Hollins	15:07	1-3	0-0	1-2	0 3 3	2 2	3	3	2	3	0	0	
10	Eddy Eng	10:30	2-3	1-2	2-2	0 3 3	0	1	7	0	3	1	0	
23	Mack Anderson	G 24:45	1-1	0-0	1-2	1 1 2	0 1	3	0	0	0	0	3	
24	Freddy Brown III	G 24:45	0-0	0-0	0-0	0 0 0	0 0	0	0	0	0	0	3	
Team						2 2 4	0		0					
Totals			29-53	6-15	20-24	8 29 37	13 20	84	19	19	7	1	2	17

SEASON STATISTICS

Game #13
Jan. 16, 2021
Missoula, Mont.

NAU 62 Griz 58

Northern Ariz. - 62

Record: 4-9 (3-4)

NO.	Name	Min	FG	3P	FT	Rebounds	Fouls	TP	AS	TO	ST	Blocks	BS	BA	+/
2	Ajang Aguek	12:37	1-2	0-1	0-0	0	1	1	0	0	2	0	0	0	-2
13	Keith Haymon	34:02	3-11	2-8	0-0	0	1	1	1	0	8	1	1	0	3
33	Carson Towt	32:03	6-9	0-0	1-1	2	3	5	3	1	13	1	2	0	1
14	Isaiah Lewis	36:38	2-5	0-0	1-2	3	2	5	2	3	5	3	3	1	0
20	Cameron Shelton	40:00	6-19	0-1	3-3	1	7	8	1	5	15	4	1	2	0
15	Nik Mains	30:46	6-9	3-4	2-3	0	4	4	1	5	17	0	0	1	1
1	Jay Green	03:22	0-0	0-0	0-0	0	1	1	0	0	0	1	0	0	-2
4	Carter Mahaney	07:48	1-1	0-0	0-0	0	0	2	0	2	0	1	0	0	-3
22	Wynton Brown	02:44	0-1	0-0	0-0	0	0	0	0	2	0	0	0	1	0
Team						3	2	5	0	0	1	0	1	0	0
Totals			25-57	5-14	7-9	9	21	30	10	16	62	10	9	6	2

Technical Fouls: NONE

Shooting By Period		
1 st FG%	9-25	36.0%
3PT%	1-6	16.7%
FT%	0-0	0%
2 nd FG%	16-32	50.0%
3PT%	4-8	50.0%
FT%	7-9	77.8%
GM FG%	25-57	43.9%
3PT%	5-14	35.7%
FT%	7-9	77.8%

Dead Ball Rebounds: 0.0

Montana - 58

Record: 6-7 (2-4)

NO.	Name	Min	FG	3P	FT	Rebounds	Fouls	TP	AS	TO	ST	Blocks	BS	BA	+/
0	Kyle Owens	22:09	1-4	0-0	2-2	1	3	4	3	2	4	0	1	1	-3
1	Michael Steadman	31:30	4-8	0-1	1-2	0	9	9	4	1	9	1	5	0	0
13	Josh Bannan	21:09	0-4	0-0	0-0	2	2	4	2	0	0	1	0	0	-10
3	Josh Vazquez	30:44	2-7	2-6	0-0	0	3	3	0	6	3	0	1	0	-9
12	Brandon Whitney	33:46	8-11	4-5	2-2	1	1	2	2	1	22	4	3	2	0
11	Cameron Parker	24:52	2-4	1-1	0-0	0	2	2	0	1	5	3	0	0	1
5	Robby Beasley	16:56	2-4	1-3	3-3	0	1	1	2	3	8	0	2	0	0
35	Derrick Carter-Hollinger	18:45	2-3	0-0	0-0	0	3	3	1	0	4	0	1	0	0
10	Eddy Egun	00:09	0-0	0-0	0-0	0	0	0	0	0	0	0	0	0	-2
Team						2	1	3	0	0	1	0	1	0	0
Totals			21-45	8-16	8-9	4	25	29	16	10	58	11	14	4	1

Technical Fouls: NONE

Shooting By Period		
1 st FG%	14-26	53.8%
3PT%	4-8	50.0%
FT%	2-3	66.7%
2 nd FG%	7-19	36.8%
3PT%	4-8	50.0%
FT%	6-6	100%
GM FG%	21-45	46.7%
3PT%	8-16	50.0%
FT%	8-9	88.9%

Dead Ball Rebounds: 0.0

		NAU	MON
Biggest lead	4 (2 nd 0:00)	17 (1 st 1:46)	
Best Scoring Run	12 (2 nd 0:00)	11 (1 st 8:37)	
Lead Changes	3		
Times Tied	3		
Time with Lead	02:10	33:27	

		NAU	MON
Turnovers	18	6	
Paint	34	24	
Second Chance	13	3	
Fast Breaks	2	6	
Bench	19	17	

		NAU	MON
Period by Period Scoring			
1st	2nd	TOT	
NAU	19	43	62
MON	34	24	58

Game #14
Jan. 21, 2020
Sacramento, Calif.

Griz 78 Griz 66

Montana - 78

Record: 7-7 (3-4)

NO.	Name	Min	FG	3P	FT	Rebounds	Fouls	TP	AS	TO	ST	Blocks	BS	BA	+/
1	Michael Steadman	21:29	2-7	0-0	0-0	1	6	7	4	0	4	0	1	1	0
13	Josh Bannan	15:11	0-3	0-0	3-4	2	3	5	3	2	3	0	0	0	-1
3	Josh Vazquez	18:58	1-6	0-3	0-0	0	0	0	0	2	2	1	0	0	-4
10	Eddy Egun	15:01	0-0	0-0	0-0	0	2	2	3	1	0	0	2	0	-12
12	Brandon Whitney	25:03	3-7	0-2	8-10	0	2	2	2	6	14	2	1	0	0
5	Robby Beasley	23:02	3-6	1-3	10-10	1	3	4	0	5	17	1	3	0	0
0	Kyle Owens	34:25	8-13	3-5	3-4	2	0	2	1	3	22	1	0	2	0
11	Cameron Parker	31:50	2-2	0-0	0-0	0	5	5	2	1	4	7	1	0	0
23	Mack Anderson	15:01	5-5	0-0	2-2	2	0	2	5	2	12	0	0	1	0
Team						0	0	0	0	0	0	0	0	0	0
Totals			24-49	4-13	26-30	8	21	29	20	78	13	9	4	1	3

Technical Fouls: NONE

Shooting By Period		
1 st FG%	11-23	47.8%
3PT%	3-8	37.5%
FT%	8-9	88.9%
2 nd FG%	13-26	50.0%
3PT%	1-5	20.0%
FT%	18-21	85.7%
GM FG%	24-49	49.0%
3PT%	4-13	30.8%
FT%	26-30	86.7%

Dead Ball Rebounds: 2.0

Sacramento State - 66

Record: 5-3 (3-2)

NO.	Name	Min	FG	3P	FT	Rebounds	Fouls	TP	AS	TO	ST	Blocks	BS	BA	+/
22	Ethan Esposito	35:30	8-17	0-3	8-12	3	9	12	3	12	24	2	4	1	0
33	David Jones	12:08	0-0	0-0	0-0	1	1	2	0	0	1	1	0	0	-8
11	Brandon Davis	32:33	5-9	1-3	0-1	1	1	2	4	2	11	2	2	0	1
14	William FitzPatrick	37:02	3-10	2-7	0-0	0	4	4	2	0	8	0	0	1	0
23	Bryce Fowler	35:00	5-8	1-2	2-2	2	2	4	2	4	13	4	3	0	0
0	Samaad Hector	15:37	1-2	0-1	0-0	1	1	2	3	1	2	0	0	0	-15
12	Deshawn Highler	11:08	0-1	0-0	0-0	1	0	1	3	0	0	1	1	0	0
15	Elijah McCullough	12:10	1-2	1-2	0-0	0	0	0	0	0	3	1	0	0	-6
1	Teiano Hardee	03:09	0-2	0-1	0-0	0	0	0	1	0	0	0	0	0	0
34	Spencer Monteiro	04:41	1-1	0-0	0-0	0	1	1	1	0	2	0	0	0	0
4	Zach Chappell	01:02	1-1	0-0	1-2	1	0	1	1	1	3	0	0	0	0
Team						0	0	0	0	0	0	0	0	0	0
Totals			25-53	5-19	11-17	10	19	29	21	20	66	11	11	5	3

Technical Fouls: Coach 2nd 4:32

		UM	SAC
Biggest lead	15 (2 nd 1:02)	6 (1 st 14:59)	
Best Scoring Run	16 (1 st 9:28)	9 (1 st 14:59)	
Lead Changes	2		
Times Tied	3		
Time with Lead	32:03	04:00	

		UM	SAC
Points from Turnovers	13	14	
Paint	32	30	
Second Chance	11	13	
Fast Breaks	11	5	
Bench	55	10	

Game #15
Jan. 23, 2021
Sacramento, Calif.

Griz 89 Griz 83

Montana - 83

Record: 7-8 (3-5)

NO.	Name	Min	FG	3P	FT	Rebounds	Fouls	TP	AS	TO	ST	Blocks	BS	BA	+/
0	Kyle Owens	35:41	4-7	2-2	4-5	1	6	7	5	5	14	2	1	0	0
1	Michael Steadman	13:07	1-1	0-0	3-3	0	4	4	5	2	5	0	2	0	-9
3	Josh Vazquez	33:10	3-11	1-5	0-0	0	2	2	0	1	7	1	0	0	-1
10	Eddy Egun	11:51	1-3	0-1	0-0	0	3	3	0	0	2	0	0	0	-1
12	Brandon Whitney	48:44	13-23	1-3	1-2	2	3	5	2	2	28	1	4	1	0
5	Robby Beasley	28:01	0-5	0-1	3-5	1	1	2	3	2	3	1	0	1	0
23	Mack Anderson	27:52	2-5	0-0	0-0	4	6	10	5	2	4	0	0	0	1
11	Cameron Parker	35:55	8-16	2-4	2-2	1	4	5	2	4	20	5	0	0	1
13	Josh Bannan	15:39	0-1	0-0	0-0	1	1	2	3	1	0	0	1	0	-23
Team						1	2	3	0	0	0	0	0	0	0
Totals			32-72	6-16	13-17	11	32	43	28	19	83	10	10	2	1

Technical Fouls: NONE

Shooting By Period		
1 st FG%	11-26	42.3%
3PT%	2-7	28.6%
FT%	6-7	85.7%
2 nd FG%	15-30	50.0%
3PT%	2-3	66.7%
FT%	6-8	75%
OTFG%	6-16	37.5%
3PT%	2-6	33.3%
FT%	1-2	50%
GM FG%	32-72	44.4%
3PT%	6-16	37.5%
FT%	13-17	76.5%

Dead Ball Rebounds: 2.0

Sacramento State - 89

Record: 6-3 (4-2)

NO. Name		Min	FG	3P	FT	Rebounds	Fouls	TP	AS	TO	ST	Blocks	BS	BA	+/
			M/A	M/A	M/A	OR DR TOT	PF	FD							
22	Ethan Esposito	40:31	7-17	0-3	12-14	3 6 9	3 11	26	3	3	1	1	1	1	7
33	David Jones	14:48	0-2	0-0	0-0	2 5 7	1 2	0	0	0	0	0	0	0	-7
11	Brandon Davis	31:16	2-6	1-2	2-2	3 2 5	3 2 7	3	3	1	2	0	0	0	0
14	William FitzPatrick	50:00	3-8	3-6	0-0	0 6 6	1 1	9	0	0	0	0	0	0	0
23	Bryce Fowler	45:01	7-21	2-7	9-15	5 5 10	1 8	25	6	3	0	0	0	0	2
0	Samaad Hector	16:05	0-1	0-1	0-0	1 3 4	3 0	0	0	0	2	0	1	0	1
2	DeShawn Wright	26:30	4-7	0-0	0-0	0 3 3	0 0	0	0	0	0	0	0	0	0
4	Zach Chappell	12:08	3-3	2-2	2-4	0 1 1	2 3 10	0	0	3	0	0	0	0	0
15	Elijah McCullough	13:41	1-4	1-4	1-2	0 1 1	0 0	4	0	0	0	0	0	0	5
Team						0 1 1		0	0	0	0	0	0	0	0
Totals			27-69	9-26	26-37	16 30 46	19 28	89	15	7	7	5	1	6	

SEASON STATISTICS

Game #17
Feb. 6, 2021
Portland, Ore.

61 *Griz* **56**

Montana - 56

Record: 8-9 (4-5)

NO. Name	Min	FG M-A	3P M-A	FT M-A	Rebounds OR DR TOT	Fouls PF FD	TP	AS	TO	ST	Blocks BS BA	+/-
0 Kyle Owens	20:15	1-2	0-0	0-0	0 1 1	2 1 2	2	0	1	0	0 0	-4
1 Michael Steadman	F 21:53	5-7	0-0	3-4	1 1 2	2 2 13	0	3	1	0	0	-12
5 Robby Beasley	G 19:05	1-5	1-4	1-2	0 2 2	1 3 4	0	1	1	0	1	-16
11 Cameron Parker	G 34:53	3-7	1-1	2-2	0 1 1	1 1 9	2	2	2	0	1	0
12 Brandon Whitney	G 31:45	3-9	0-2	0-0	0 3 3	2 3 6	5	1	1	0	2	5
35 Derrick Carter-Hollinger	31:02	4-6	1-1	5-7	0 4 4	4 4 14	1	1	0	0	0	-1
3 Josh Vazquez	28:36	1-3	0-1	0-0	0 4 4	4 1 2	2	2	1	0	0	1
13 Josh Bannan	12:27	3-5	0-0	0-1	1 1 2	1 1 6	0	0	0	0	0	-4
23 Mack Anderson	00:04	0-0	0-0	0-0	0 0 0	1 0 0	0	0	0	0	0	-2
Team					3 1 4	0			2			
Totals		21-44	3-9	11-16	5 18 23	18 16	56	10	13	6	4	5

Technical Fouls: NONE

Shooting By Period		
1st FG%	11-20	55.0%
3PT%	2-5	40.0%
FT%	4-5	80%
2nd FG%	10-24	41.7%
3PT%	1-4	25.0%
FT%	7-11	63.6%
GM FG%	21-44	47.7%
3PT%	3-9	33.3%
FT%	11-16	68.8%

Dead Ball Rebounds: 2, 0

Portland St. - 61

Record: 5-9 (3-5)

NO. Name	Min	FG M-A	3P M-A	FT M-A	Rebounds OR DR TOT	Fouls PF FD	TP	AS	TO	ST	Blocks BS BA	+/-
23 Khalid Thomas	F 31:55	5-9	1-4	1-1	2 5 7	2 2 12	1	2	0	1	0	7
32 Jacob Eymann	C 22:56	4-6	0-0	0-0	0 2 2	4 3 8	0	0	0	3	0	8
0 Paris Dawson	G 26:41	3-9	3-6	6-8	1 4 5	1 5 15	1	0	0	0	0	17
2 James Scott	G 24:19	3-6	0-0	3-4	1 5 6	4 4 9	3	4	0	0	0	0
3 Ian Burke	G 20:42	2-3	0-1	0-0	0 1 1	4 1 4	4	3	1	2	0	0
13 Jaden Nielsen-Skinner	14:20	0-2	0-0	0-0	0 0 0	0 1 1	0	2	2	2	0	0
15 Gio Nelson	08:05	1-1	1-1	0-0	0 0 0	1 0 1	3	0	0	0	0	-2
10 Elijah Hardy	14:40	3-4	0-0	0-1	0 1 1	1 1 6	1	3	0	0	0	-12
35 John Hall	16:55	0-2	0-2	0-0	0 0 0	0 0 0	0	1	1	0	0	-5
5 Charles Jones	07:44	0-0	0-0	0-0	0 1 1	0 0 0	0	1	0	0	0	-6
4 Kyle Greeley	11:43	1-1	0-0	2-2	0 2 2	0 1 4	0	4	0	0	0	13
Team					1 0 1	0			1			
Totals		22-43	5-14	12-16	7 21 28	16 18	61	12	15	4	4	5

Technical Fouls: NONE

Shooting By Period		
1st FG%	10-20	50.0%
3PT%	2-5	40.0%
FT%	5-6	83.3%
2nd FG%	12-23	52.2%
3PT%	3-9	33.3%
FT%	7-10	70%
GM FG%	22-43	51.2%
3PT%	5-14	35.7%
FT%	12-16	75.0%

Dead Ball Rebounds: 0, 0

	UMT	PSU
Biggest lead	7 (1 st 8:51)	9 (2 nd 2:04)
Best Scoring Run	8 (1 st 8:51)	7 (1 st 6:52)
Lead Changes	8	
Times Tied	7	
Time with Lead	10:40	22:19

Points from Turnovers	UMT	PSU
	16	14
Paint	20	26
Second Chance	6	11
Fast Breaks	2	7
Bench	22	13

Period by Period Scoring			
	1st	2nd	TOT
UMT	28	28	56
PSU	27	34	61

Game #18
Feb. 11, 2021
Missoula, Mont.

Griz **80** **67**

Weber St. - 67

Record: 11-5 (6-3)

NO. Name	Min	FG M-A	3P M-A	FT M-A	Rebounds OR DR TOT	Fouls PF FD	TP	AS	TO	ST	Blocks BS BA	+/-
21 Dontay Bassett	F 33:03	4-10	0-3	5-6	1 5 6	1 7 13	1	1	0	0	0	-5
34 Cody Carlson	F 13:53	0-3	0-0	0-0	1 5 6	1 1 0	1	1	0	2	0	-12
0 Zahir Porter	G 37:36	3-11	1-4	3-3	0 3 3	2 3 10	0	3	0	0	2	-14
5 Seikou Sisoho Jawara	G 37:57	8-13	2-4	1-2	0 2 2	2 2 19	1	0	0	1	2	-12
12 Isiah Brown	G 29:21	3-7	0-2	6-6	1 0 1	2 4 12	5	3	1	0	1	-20
2 Dillon Jones	27:59	4-5	0-0	3-5	1 4 5	4 4 11	2	2	1	0	0	-13
3 KJ Cunningham	06:32	0-0	0-0	0-0	0 0 0	0 0 0	0	0	0	0	0	11
11 Michal Kozak	13:39	0-1	0-1	2-3	1 3 4	2 1 2	1	1	0	1	0	0
Team					2 0 2	0			1			
Totals		22-50	3-14	20-25	7 22 29	14 22	67	11	12	2	4	5

Technical Fouls: NONE

Shooting By Period		
1st FG%	9-25	34.6%
3PT%	2-7	28.6%
FT%	9-11	81.8%
2nd FG%	13-24	54.2%
3PT%	1-7	14.3%
FT%	11-14	78.6%
GM FG%	22-50	44.0%
3PT%	3-14	21.4%
FT%	20-25	80.0%

Dead Ball Rebounds: 4, 0

Montana - 80

Record: 9-9 (5-6)

NO. Name	Min	FG M-A	3P M-A	FT M-A	Rebounds OR DR TOT	Fouls PF FD	TP	AS	TO	ST	Blocks BS BA	+/-
0 Kyle Owens	F 35:03	11-16	4-5	1-1	0 2 2	2 2 27	0	1	0	1	1	9
1 Michael Steadman	F 18:22	2-3	0-0	5-6	2 2 4	4 4 9	1	1	0	1	1	4
35 Derrick Carter-Hollinger	F 15:14	1-6	0-0	0-0	2 0 2	4 0 2	0	0	1	1	1	0
3 Josh Vazquez	G 22:43	1-3	1-2	2-2	0 4 4	1 1 5	2	4	0	0	0	11
12 Brandon Whitney	G 32:28	1-9	0-3	2-2	2 4 6	2 4 6	1	0	1	0	1	12
5 Robby Beasley	18:06	2-7	1-5	0-0	0 2 2	2 0 5	1	0	0	0	0	7
13 Josh Bannan	30:49	6-6	1-1	0-0	0 4 4	2 1 13	3	1	2	0	0	19
11 Cameron Parker	24:01	6-7	2-2	1-2	0 2 2	4 4 15	6	1	1	0	0	2
23 Mack Anderson	03:14	0-0	0-0	0-0	0 0 0	1 0 0	0	0	0	1	1	0
Team					1 2 3	0			2			
Totals		30-57	9-18	11-13	7 22 29	22 14	80	19	12	5	5	4

Technical Fouls: NONE

	WSU	MON
Biggest lead	1 (1 st 8:43)	16 (2 nd 4:50)
Best Scoring Run	9 (1 st 8:43)	7 (1 st 12:15)
Lead Changes	2	
Times Tied	3	
Time with Lead	00:14	38:17

Points from Turnovers	WSU	MON
	12	14
Paint	34	28
Second Chance	5	12
Fast Breaks	9	2
Bench	13	33

Period by Period Scoring			
	1st	2nd	TOT
WSU	29	38	67
MON	34	46	80

Game #19
Feb. 13, 2021
Missoula, Mont.

91 *Griz* **82**

Weber St. - 91

Record: 12-5 (7-3)

NO. Name	Min	FG M-A	3P M-A	FT M-A	Rebounds OR DR TOT	Fouls PF FD	TP	AS	TO	ST	Blocks BS BA	+/-
21 Dontay Bassett	F 30:01	5-10	0-2	3-6	1 2 3	1 5 13	0	3	1	1	0	7
34 Cody Carlson	F 11:51	3-4	0-0	0-0	1 2 3	2 1 6	1	1	0	0	0	-1
0 Zahir Porter	G 27:06	3-6	0-2	0-1	1 0 1	3 1 6	1	3	0	0	0	-3
5 Seikou Sisoho Jawara	G 36:57	3-4	0-1	9-10	0 6 6	2 5 14	7	3	1	0	0	11
12 Isiah Brown	G 32:24	6-8	2-2	7-7	0 2 2	2 4 21	0	2	0	0	0	1
2 Dillon Jones	18:18	3-6	0-0	7-8	4 4 8	4 5 13	2	3	1	0	0	4
3 KJ Cunningham	23:33	1-2	1-2	2-2	1 2 3	1 2 5	2	0	0	0	0	15
11 Michal Kozak	19:43	4-5	2-3	3-4	0 1 1	1 2 13	0	0	0	0	0	10
10 Kham Davis	00:07	0-0	0-0	0-0	0 0 0	0 0 0	0	0	0	0	0	1
Team					0 2 2	0			0			
Totals		28-45	5-12	30-38	8 21 29	16 25	91	13	15	3	1	0

Technical Fouls: Porter 1st 3:45; Jones 2nd 12:36

Shooting By Period		
1st FG%	12-21	57.1%
3PT%	3-7	42.9%
FT%	9-12	75%
2nd FG%	16-24	66.7%
3PT%	2-5	40.0%
FT%	21-26	80.8%
GM FG%	28-45	62.2%
3PT%	5-12	41.7%
FT%	30-38	78.9%

Dead Ball Rebounds: 4, 0

Montana - 82

Record: 9-10 (5-7)

NO. Name	Min	FG M-A	3P M-A	FT M-A	Rebounds OR DR TOT	Fouls PF FD	TP	AS	TO	ST	Blocks BS BA	+/-
0 Kyle Owens	F 30:11	5-9	0-2	2-2	3 1 4	3 3 12	1	0	0	0	0	1
1 Michael Steadman	F 11:52	1-5	0-0	1-2	1 1 2	2 2 3	0	2	0	0	0	-2
35 Derrick Carter-Hollinger	F 10:29	0-2	0-0	0-0	1 1 1	3 0 0	0	1	0	0	0	-1
3 Josh Vazquez	G 28:08	6-11	3-6	2-2	1 3 4	2 0 17	1	1	1	0	0	-9
12 Brandon Whitney	G 33:33	2-6	0-0	6-6	1 1 2	3 4 10	4	2	2	0	1	3
13 Josh Bannan	23:20	4-7	0-0	2-2	1 3 4	3 1 10	1	0	0	0	0	-9
11 Cameron Parker	33:39	5-11	3-5	2-2	0 0 0	0 1 15	7	1	0	0	0	-12
5 Robby Beasley	15:03	2-6	1-3	4-4	0 0 0	5 2 9	0	1	0	0	0	-10
23 Mack Anderson	13:45	2-2	0-0	2-2	2 1 3	4 1 6	0	1	1	0	0	-6
Team					2 1 3	0			1			
Totals		27-59	7-16	21-22	11 12 23	25 14	82	14	10	4	0	1

Technical Fouls: Bench 2nd 7:49

Shooting By Period		
1st FG%	13-28	46.4%
3PT%	4-7	57.1%
FT%	4-4	100%
2nd FG%	14-31	45.2%
3PT%	3-9	33.3%
FT%	17-18	94.4%
GM FG%	27-59	45.8%
3PT%	7-16	43.8%
FT%	21-22	95.5%

Dead Ball Rebounds: 1, 0

	WSU	MON
Biggest lead	9 (2 nd 5:33)	5 (1 st 4:25)
Best Scoring Run	6 (1 st 1:50)	6 (2 nd 8:26)
Lead Changes	13	
Times Tied	10	
Time with Lead	18:05	18:20

SEASON STATISTICS

Game #21
Feb. 20, 2021
Missoula, Mont.

EWI 90 Griz 76

Eastern Wash. - 90														
Record: 12-6 (11-2)														
NO. Name	Min	FG M-A	3P M-A	FT M-A	Rebounds OR DR TOT	Fouls PF FD	TP	AS	TO	ST	Blocks BS BA	+/-	Shooting By Period	
35 Tanner Groves	F 20:39	6-11	0-1	2-2	1 1 2	3 3	14	1	2	3	0	1	13	1st FG% 16-28 57.1%
24 Kim Aiken Jr.	G 31:22	8-14	4-5	8-9	3 7 10	1 8	28	2	1	2	2 2	24	3PT% 1-1 100.0%	
25 Michael Meadows	G 30:48	7-10	2-3	4-5	0 3 3	0 4	20	2	2	1	0	0	27	FT% 16-18 88.9%
33 Jacob Groves	G 17:47	2-2	0-0	0-0	1 4 5	3 2	4	1	0	0	0	0	22	2nd FG% 13-32 40.6%
55 Ellis Magnuson	G 22:12	1-4	0-0	2-2	1 3 4	1 1	4	5	1	0	1	1	23	3PT% 6-15 40.0%
11 Jack Perry	18:20	1-1	1-1	0-0	0 1 1	2 0	3	2	0	0	0	0	12	FT% 9-10 90.0%
15 Tyler Robertson	17:49	2-5	0-1	3-4	1 2 3	1 2	7	1	0	0	0	0	3	GM FG% 29-60 48.3%
2 Steele Venters	08:44	0-4	0-1	0-0	0 0 0	4 0	0	1	0	0	0	1	-10	3PT% 7-16 43.8%
4 Isaiah Amato	12:46	1-5	0-2	0-0	0 2 2	3 0	2	0	0	0	0	0	-8	FT% 25-28 89.3%
5 Casson Rouse	07:11	0-1	0-1	0-0	0 1 1	0 0	0	0	0	0	0	0	-12	Dead Ball Rebounds: 2.0
10 Jacob Davison	07:11	0-1	0-1	4-4	0 0 0	2 2	4	0	0	0	0	0	-12	
21 Victor Radocaj	05:11	1-2	0-0	2-2	0 1 1	2 1	4	0	0	0	0	1	-9	
Team					1 4 5			0	0					
Totals		23-60	7-16	25-28	8 29 37	22 23	90	15	6	3	6	14		

Technical Fouls: NONE

Montana - 76														
Record: 9-12 (5-9)														
NO. Name	Min	FG M-A	3P M-A	FT M-A	Rebounds OR DR TOT	Fouls PF FD	TP	AS	TO	ST	Blocks BS BA	+/-		
0 Kyle Owens	F 25:11	3-4	1-2	0-0	0 6 6	5 1	7	0	0	0	1	0	-2	1st FG% 9-26 34.6%
13 Josh Bannan	F 25:16	8-14	0-0	4-4	3 6 9	3 3	20	2	1	1	1	0	-4	3PT% 2-6 33.3%
23 Mack Anderson	F 17:15	2-4	0-0	3-4	3 1 4	5 3	7	0	1	0	3	1	-2	FT% 7-10 70.0%
5 Robby Beasley	G 35:28	6-13	3-6	1-1	2 2 3	2 1	16	0	0	0	0	1	-11	2nd FG% 16-31 51.6%
12 Brandon Whitney	G 26:35	1-4	0-0	2-2	0 0 0	1 3	4	2	1	1	0	0	-5	3PT% 4-10 40.0%
35 Derrick Carter-Hollinger	07:04	1-4	0-1	0-1	1 1 1	1 1	2	0	1	0	1	1	-15	FT% 13-14 92.9%
11 Cameron Parker	30:34	2-8	0-2	8-10	0 3 3	0 8	12	10	2	1	0	0	-5	GM FG% 25-57 43.9%
10 Eddy Egun	12:14	2-3	2-3	2-2	0 2 2	3 1	8	0	2	0	0	0	-3	3PT% 6-16 37.5%
3 Josh Vazquez	13:07	0-1	0-1	0-0	0 2 2	2 1	0	0	0	0	0	0	-18	FT% 20-24 83.3%
2 Darius Henderson	01:01	0-0	0-0	0-0	0 0 0	0 0	1	0	0	1	0	0	-4	Dead Ball Rebounds: 0.0
24 Freddy Brown III	06:15	0-2	0-1	0-0	0 0 0	0 0	1	0	0	0	0	0	-1	
Team					0 1 1			0	0					
Totals		25-57	6-16	20-24	7 24 31	23 22	76	15	9	3	6	3	-14	

Technical Fouls: NONE

	EWU	MON			Points from	EWU	MON	Period by Period Scoring		
Biggest lead	29 (2 nd 15:05)	0 (1 st 20:00)	Turnovers		12	5				
Best Scoring Run	15 (2 nd 16:34)	9 (2 nd 10:58)	Paint		38	30	1st 2nd TOT			
Lead Changes			Second Chance		6	4	EWU	49	41	90
Times Tied	0		Fast Breaks		9	7	MON	27	49	76
Time with Lead	38:05	00:00	Bench		20	22				

Game #23
Feb. 27, 2021
Pocatello, Idaho

Griz 59 WP 58

Montana - 59														
Record: 11-12 (7-9)														
NO. Name	Min	FG M-A	3P M-A	FT M-A	Rebounds OR DR TOT	Fouls PF FD	TP	AS	TO	ST	Blocks BS BA	+/-		
0 Kyle Owens	F 25:37	2-6	0-3	1-2	1 6 7	4 4	5	0	2	3	0	0	-6	1st FG% 11-26 42.3%
13 Josh Bannan	F 18:14	0-3	0-1	0-0	0 0 0	3 3	1	0	0	0	0	0	-7	3PT% 4-8 50.0%
23 Mack Anderson	F 25:18	5-6	0-0	5-6	4 2 6	5 4	15	0	1	1	0	0	5	FT% 6-7 85.7%
5 Robby Beasley	G 37:15	5-11	3-4	5-5	0 3 3	4 4	18	0	2	0	1	0	3	2nd FG% 6-19 31.6%
12 Brandon Whitney	G 28:42	1-7	0-0	4-6	0 4 4	3 3	6	4	4	0	0	3	-7	FT% 1-8 12.5%
11 Cameron Parker	23:25	2-6	1-4	0-0	0 0 0	0 0	5	3	2	0	0	0	5	FT% 14-18 77.8%
3 Josh Vazquez	23:12	2-6	1-4	3-4	0 3 3	3 1	8	1	0	0	0	0	-2	GM FG% 17-45 37.8%
10 Eddy Egun	14:54	0-0	0-0	2-2	0 0 0	3 3	2	0	2	0	0	0	9	3PT% 5-16 31.3%
2 Darius Henderson	03:23	0-0	0-0	0-0	1 1 2	1 0	0	0	2	1	0	0	5	FT% 20-25 80.0%
Team					1 1 2			0	0					Dead Ball Rebounds: 4.0
Totals		17-45	5-16	20-25	7 26 33	23 20	59	8	18	5	1	3	-1	

Technical Fouls: Henderson 1st 1-27

Idaho St. - 58														
Record: 12-9 (7-5)														
NO. Name	Min	FG M-A	3P M-A	FT M-A	Rebounds OR DR TOT	Fouls PF FD	TP	AS	TO	ST	Blocks BS BA	+/-		
13 Daxton Carr	F 22:09	1-8	0-6	3-4	1 0 1	1 2	5	0	3	0	1	0	-4	1st FG% 6-22 27.3%
25 Brayden Parker	C 18:29	3-9	1-2	3-6	1 2 3	4 4	10	1	1	0	0	0	10	3PT% 1-7 14.3%
2 Tarik Cool	G 32:53	2-4	0-0	0-2	0 1 1	3 2	4	0	1	1	0	0	10	FT% 6-14 42.9%
5 Austin Smellie	G 27:21	0-2	0-0	0-2	1 0 1	4 2	0	0	2	3	0	1	1	2nd FG% 12-26 46.2%
20 Robert Ford III	G 36:53	5-10	3-5	5-6	0 6 6	6 2	18	5	1	2	0	0	2	3PT% 6-11 54.5%
3 Malik Porter	23:16	2-7	0-0	2-4	1 8 9	3 2	6	1	5	0	2	0	4	FT% 9-13 69.2%
32 Zach Visentin	13:12	2-3	0-0	1-1	0 2 2	1 1	5	0	1	0	0	0	-9	GM FG% 18-48 37.5%
4 Emmitt Taylor III	21:37	3-5	3-5	0-0	1 2 3	1 1	9	0	0	0	0	0	-5	3PT% 7-18 38.9%
34 Gedeon Buzangu	02:54	0-0	0-0	1-2	0 1 1	1 2	1	0	2	0	0	0	-3	FT% 15-27 55.6%
14 Kyle Karstetter	01:16	0-0	0-0	0-0	0 0 0	0 0	0	0	0	0	0	0	-1	Dead Ball Rebounds: 7.0
Team					4 0 4			0	1					
Totals		18-48	7-18	15-27	9 22 31	21 22	58	7	17	6	3	1	-1	

Technical Fouls: Coach 2nd 10-03

	UoM	ISU	Points from	UoM	ISU	Period by Period Scoring				
Biggest lead	15 (2 nd 17:46)	2 (1 st 18:26)	Turnovers	16	16	1 st	2 nd	TOT		
Best Scoring Run	8 (1 st 12:33)	8 (1 st 8:24)	Paint	20	20	UoM	32	27	59	
Lead Changes	1		Second Chance	8	3		ISU	19	39	58
Times Tied	2		Fast Breaks	6	12	ISU		19	39	58
Time with Lead	36:18	00:19	Bench	15	21					

Game #22
Feb. 25, 2021
Pocatello, Idaho

Griz 64 58

Montana - 64														
Record: 10-12 (6-9)														
NO. Name	Min	FG M-A	3P M-A	FT M-A	Rebounds OR DR TOT	Fouls PF FD	TP	AS	TO	ST	Blocks BS BA	+/-		
0 Kyle Owens	F 15:19	2-3	1-2	0-0	0 2 2	5 0	5	1	1	0	0	0	14	1st FG% 13-26 50.0%
13 Josh Bannan	F 38:13	7-13	2-3	3-4	2 11 13	4 3	19	1	4	0	0	3	6	3PT% 5-9 55.6%
23 Mack Anderson	F 30:47	2-4	0-0	5-6	1 2 3	5 3	9	2	3	1	2	1	-1	FT% 3-4 75%
5 Robby Beasley	G 21:15	0-4	0-2	0-0	0 1 1	3 2	0	0	1	0	0	0	-11	2nd FG% 8-21 38.1%
12 Brandon Whitney	G 23:33	5-9	1-2	3-4	1 0 1	4 3	14	1	0	0	0	0	0	3PT% 2-8 25.0%
11 Cameron Parker	34:00	3-6	1-3	3-4	0 5 5	2 5	10	6	3	0	0	0	10	FT% 12-18 66.7%
3 Josh Vazquez	27:22	2-7	2-4	1-2	0 5 5	1 3	7	0	1	3	1	1	13	GM FG% 21-47 44.7%
10 Eddy Egun	09:08	0-0	0-0	0-2	0 1 1	1 1	1	0	0	0	0	0	1	3PT% 7-17 41.2%
2 Darius Henderson	00:23	0-1	0-1	0-0	0 0 0	1 0	0	0	0	0	0	0	-2	FT% 15-22 68.2%
Team					1 1 2			0	0					Dead Ball Rebounds: 3.0
Totals		21-47	7-17	15-22	5 28 33	26 20	64	11	13	4	3	5	6	

Technical Fouls: NONE

Idaho St. - 58												Record: 12-8 (7-4)											
NO. Name	Min	FG M-A	3P M-A	FT M-A	Rebounds OR DR TOT	Fouls PF FD	TP	AS	TO	ST	Blocks BS BA	+/-											
13 Daxton Carr	F 23:56	2-8	2-8	2-2	0 0 2	2	2	8	0	1	0	0											
25 Brayden Parker	C 26:50	4-8	0-1	0-0	3 4 7	1	1	8	0	1	3	2											
2 Tank Cook	G 37:56	2-10	1-6	3-6	0 4 4	2	8	8	5	0	10	-11											
5 Austin Smellie	G 33:34	3-8	0-3	4-4	0 5 5	3	7	10	1	0	0	-6											
20 Robert Ford III	G 33:53	3-9	1-6	0-2	2 4 6	4	3	7	2	1	1	0											
3 Malik Porter	18:39	2-7	0-0	5-8	1 3 4	3	4	9	1	0	0	1											
4 Emmitt Taylor III	14:31	0-0	0-0	0-0	0 0 0	3	0	0	1	0	0	-6											
32 Zach Visentin	10:41	3-4	0-0	2-2	1 1 2	2	1	8	0	0	0	6											
Team					4 2 6			0	0														
Totals		19-54	4-24	16-24	11 25 36	20 26	58	9	10	4	5	-6											
Technical Fouls: NONE																							
												Shooting By Period											
												1 st FG%	8-27	29.6%									
												2 nd FG%	3-11	27.3%									
												3 rd FG%	5-6	83.3%									
												4 th FG%	1-27	40.7%									
												1 st FT%	2-12	16.7%									
												2 nd FT%	11-18	61.1%									
												GM FG%	19-54	35.2%									
												3 rd FT%	4-24	16.7%									
												FT%	16-24	66.7%									
												Dead Ball Rebounds: 4-0											

SEASON STATISTICS

Game #25
March 6, 2021
Missoula, Mont.

Griz 80 WP 62

Warner Pacific - 62

Record: 0-3

NO.	Name	Min	FG M-A	3P M-A	FT M-A	Rebounds OR DR TOT	Fouls PF FD	TP	AS	TO	ST	Blocks BS BA	+/-
0	Drew Magaoy	G 36:33	8-13	0-2	1-3	1 2 3	2 5	17	1	4	2	0 0	-13
11	Isaac Etter	G 36:47	7-16	4-7	4-4	0 8 8	3 4	22	2	1	1	0 2	-15
13	Kaleb Tompkins	G 25:10	0-5	0-2	0-0	1 1 2	3 0	0	3	1	2	0 1	-7
22	Javon Peterson	G 23:34	0-3	0-1	2-2	0 1 1	1 2	2	1	0	0	0 0	-22
33	Miles Brown	G 21:07	2-9	1-3	0-0	0 4 4	4 1	5	0	2	0	0 0	-19
21	Christian Hodge	22:05	4-9	0-1	4-8	2 1 3	2 4	12	1	0	0	0 0	-7
1	Darius Taylor	23:31	2-3	0-0	0-0	2 4 6	2 3	4	1	0	0	0 0	0
4	Joseph Brooks	11:13	0-2	0-0	0-0	0 0 0	1 0	0	0	0	0	0 0	-7
Team						2 3 5		0	1				
Totals			23-60	5-16	11-17	8 24 32	18 19	62	9	9	5	0 3	-18

Shooting By Period			
1st FG%	13-32	40.6%	
3PT%	4-12	33.3%	
FT%	8-8	100%	
2nd FG%	10-28	35.7%	
3PT%	1-4	25.0%	
FT%	3-9	33.3%	
GM FG%	23-60	38.3%	
3PT%	5-16	31.3%	
FT%	11-17	64.7%	

Dead Ball Rebounds: 3.0

Technical Fouls: NONE

Montana - 80

Record: 13-12

NO.	Name	Min	FG M-A	3P M-A	FT M-A	Rebounds OR DR TOT	Fouls PF FD	TP	AS	TO	ST	Blocks BS BA	+/-
0	Kyle Owens	F 19:36	0-2	0-0	4-6	1 4 5	1 3	4	2	0	0	0 0	11
13	Josh Barran	F 32:38	6-10	1-1	5-8	0 4 4	2 6	18	2	3	0	2 0	18
23	Mack Anderson	F 18:49	1-3	0-0	0-0	1 7 8	5 1	2	1	0	0	1 0	15
5	Robby Beasley	G 29:20	5-8	1-4	3-3	0 3 3	2 2	14	0	0	0	0 0	6
12	Brandon Whitney	G 29:13	9-15	0-1	2-3	2 1 3	2 4	20	1	3	1	0 0	10
11	Cameron Parker	20:06	1-2	0-1	0-0	0 3 3	2 0	2	7	2	0	0 0	3
35	Derrick Carter-Hollinger	09:15	0-2	0-1	2-2	0 1 1	1 1	2	1	0	0	0 0	4
10	Eddy Egun	12:33	1-5	1-4	2-2	0 0 0	1 1	5	0	0	0	0 0	4
3	Josh Vazquez	24:47	5-8	3-4	0-0	0 9 9	3 0	13	1	1	2	0 0	26
24	Freddy Brown III	03:43	0-1	0-0	0-0	1 0 1	0 0	0	0	0	0	0 0	-7
Team						1 0 1		0	0				
Totals			28-56	6-16	18-24	6 32 38	19 18	80	15	9	3	3 0	18

Shooting By Period			
1st FG%	14-29	48.3%	
3PT%	4-7	57.1%	
FT%	9-12	75%	
2nd FG%	14-27	51.9%	
3PT%	2-9	22.2%	
FT%	9-12	75%	
GM FG%	28-56	50.0%	
3PT%	6-16	37.5%	
FT%	18-24	75.0%	

Dead Ball Rebounds: 4.0

Technical Fouls: NONE

	WPU	MON
Biggest lead	7 (1st 13:07)	21 (2nd 8:09)
Best Scoring Run	9 (1st 13:07)	9 (2nd 16:33)
Lead Changes	4	
Times Tied	4	
Time with Lead	05:35	31:19

Points from	WPU	MON
Turnovers	17	14
Paint	28	30
Second Chance	3	7
Fast Breaks	8	7
Bench	16	22

Period by Period Scoring			
	1st	2nd	TOT
WPU	38	24	62
MON	41	39	80



2019-20 YEAR IN REVIEW

- Montana won 18 games, marking the 12th consecutive season that the Grizzlies have finished with a .500 or better record.
- The Grizzlies finished in the top three in the Big Sky Conference for the fifth time in six seasons under Travis DeCuir.
- Despite the season being cut short, Montana has won 44 games over the past two seasons, the seventh-best two-year stretch in school history. During Sayeed Pridgett's four-year career, the Grizzlies won 86 games, also the seventh-best four-year stretch.
- Montana had three players earn postseason all-conference recognition, in addition to four Big Sky Conference Player of the Week honors.
- On the season, Montana ranked 21st nationally for shooting percentage, including 55th from 3-point range.
- Montana led the Big Sky Conference for field-goal percentage (.498), 3-point field-goal percentage (.394) and turnover margin (+3.5). Additionally, the Grizzlies ranked in the top three for scoring offense (74.1), scoring margin (+6.4), free-throw percentage (.745), field-goal defense (.436), assists (13.3), steals (6.3) and assist-to-turnover ratio (1.2).
 - The Grizzlies were the only team to rank in the top three in Big Sky play for both field-goal percentage and field-goal defense.
- Montana played the nation's seventh-toughest non-conference schedule, facing two top-25 opponents and five from Power-5 conferences. Overall, the Grizzlies' six Division-I losses during non-conference play came against teams who went a combined 60-17 (.779) during non-conference, including 45-2 (.957) in their home venues.
- The Grizzlies had plenty of success, despite graduating four starters and the majority of their minutes, points and rebounds from last year's championship team.
 - Of the 10 players who saw the court in 2019-20, just four played a season ago. In Montana's rotation were three true freshmen, a redshirt freshman and two transfers.
 - Of Montana's eight players who averaged at least 10 minutes per game, three were true freshmen. The trio accounted for 31.9 percent of the team's minutes, 30.2 percent of its rebounds and 23.2 percent of its scoring.
 - Montana started at least one freshman in all but one game this season, with the three totaling a school-record 40 combined starts.
- After a tough start to the season, Montana found its groove beginning with a Jan. 9 victory at Eastern Washington. From that point forward – a span of 16 games, more than half of the season – Montana averaged 76.6 points per game and a +7.8 scoring margin. Even more impressive, the Grizzlies shot .517 during that span, including .407 from 3-point range. Extrapolated over an entire season, Montana's shooting percentage would have ranked second in the entire nation – only trailing Dayton – as would its 3-point percentage – only trailing BYU.
 - During that span, Montana jumped heavily in the national rankings, including 234 spots for 3-point field-goal percentage (55th), 207 spots for field goal percentage (21st) and 130 spots for scoring.
- Montana's defense held Big Sky opponents to just 67.7 points per game, with 14 of the 20 teams being held under their season scoring average.
 - The Grizzlies held five opponents under 60 points.
 - Montana gave up more than 74 points in regulation just three times.
- Montana led the Big Sky with a +3.5 turnover margin, averaging just 10.7 giveaways per game. The Grizzlies ranked 40th nationally for turnover margin and 70th for turnovers per game.
- Montana averaged more than 4,000 fans per game, a better average than three Pac-12 schools and four from the Mountain West.
- In January, Montana earned its 1,000th home victory. The Grizzlies are one of just 10 Division-I schools who have been playing in their current home venue for at least 60 years and have won at least 70 percent of their home games.
- Montana once again swept the season series over Montana State, winning for the 19th time in the past 20 games over the past decade. The Grizzlies' home contest against the Cats was the 300th all-time meeting, the fifth-longest rivalry in college basketball history.
- Montana swept Big Sky regular-season champion Eastern Washington, including a 90-63 road win in Cheney.
- Sayeed Pridgett was named to the All-Big Sky Conference first team for the second season in a row. He is the 16th player in school history to earn two first-team honors. He also earned NABC All-District recognition.
- Pridgett proved to again be one of the league's top players, being the only player to rank in the top 10 for scoring (20.0 points per game, third); shooting (.511, fourth); rebounding (6.9 per game, seventh) and assists (4.3 per game, fourth). Pridgett also ranked fifth for defensive rebounds (5.3 per game); seventh for minutes played (35.6 per game); 10th for assist-to-turnover ratio (1.3); 13th for free-throw percentage (.673); and 13th for steals (1.1 per game).
- Nationally, Pridgett was one of 14 players to rank in the top 40 for both scoring and minutes played.
- Pridgett finished his Griz career ranked fourth in school history for scoring, totaling nearly 1,700 points, the most by a Grizzly since the early 1980s.
- Pridgett also finished his career ranked in the top 10 for steals and top 15 for rebounding and assists.
- Pridgett's 613 points in 2019-20 were the seventh-most in a season in school history.
- Kendal Manuel earned second-team All-Big Sky Conference recognition. During the season, Manuel scored his 1,000th career point, with nearly 800 of them coming in two seasons at Montana.
- Manuel led the Big Sky Conference for free-throw shooting (.906) and ranked third for minutes played (37.5 per game), fifth for 3-pointers made (2.1 per game), sixth for field-goal percentage (.472) and ninth for scoring (16.4 per game).
- Manuel set a school record with a career .883 free-throw shooting percentage. The figure ranks second in Big Sky history.
 - On the season, Manuel made more than 90 percent of his free-throw attempts, a figure which ranked sixth nationally this season.
- Pridgett (36:16, 36th) and Manuel (36:09, 38th) were among the nation's leaders for time on the court. Montana and Arkansas were the only two teams to have two players rank in the top 40 nationally for minutes played.
- Freshman Derrick Carter-Hollinger was named the Big Sky Conference's Freshman of the Year. Carter-Hollinger is the Grizzlies' fourth recipient of the award, joining Daren Engellant (1989), Kevin Criswell (2003) and Cameron Rundles (2007).
- Junior Timmy Falls ranked seventh in Big Sky Conference play for steals (1.5 per game) and 10th for assists (3.2). He had the league's second-best assist-to-turnover ratio (2.4).
- Freshman Josh Vazquez ranked sixth in Big Sky Conference play for steals (1.6 per game).

2019-20 SEASON STATISTICS - ALL GAMES

RECORD:	OVERALL	HOME	AWAY	NEUTRAL
ALL GAMES	18-13	12-3	6-10	0-0
CONFERENCE	14-6	8-2	6-4	0-0
NON-CONFERENCE	4-7	4-1	0-6	0-0

#	Player	gp-gs	min	avg	Total		3-Point		F-Throw		Rebounds										pts	avg
					fg-fga	fg%	3fg-fga	3fg%	ft-fa	ft%	off	def	tot	avg	pf	dq	a	to	blk	stl		
04	Sayed Pridgett	31-31	112	36.2	250-489	.51	12-49	.24	101-147	.68	45	177	222	7.2	89	2	120	102	16	46	613	19.8
02	Kendal Manuel	31-31	112	36.1	166-385	.43	59-164	.36	76-84	.90	10	98	108	3.5	47	0	59	53	4	27	467	15.1
33	Jared Samuelson	27-20	464	17.2	91-164	.55	19-41	.46	17-22	.77	17	61	78	2.9	54	1	9	16	9	12	218	8.1
35	Derrick Carter-Holl	31-17	708	22.8	89-149	.59	9-19	.47	21-33	.63	39	112	151	4.9	94	5	33	36	24	13	208	6.7
01	Timmy Falls	31-27	919	29.6	77-185	.41	23-60	.38	27-41	.65	4	66	70	2.3	105	6	87	54	12	39	204	6.6
03	Josh Vazquez	31-14	811	26.2	52-149	.34	33-93	.35	21-24	.87	4	67	71	2.3	46	1	54	43	7	39	158	5.1
00	Kyle Owens	31-9	482	15.5	48-102	.47	10-33	.30	37-51	.72	22	49	71	2.3	71	4	7	19	3	8	143	4.6
23	Mack Anderson	31-6	369	11.9	41-74	.55	0-1	.00	20-35	.57	21	36	57	1.8	83	3	8	22	22	6	102	3.3
22	Yagizhan Selcuk	11-0	59	5.4	11-26	.42	0-0	.00	5-11	.45	5	7	12	1.1	5	0	1	2	0	0	27	2.5
10	Eddy Egun	28-0	218	7.8	16-53	.30	9-26	.34	14-21	.66	5	47	52	1.9	34	0	9	18	4	5	55	2.0
32	Peter Jones	3-0	4	1.3	0-1	.00	0-0	.00	0-0	.00	0	2	2	0.7	0	0	0	0	0	0	0	0.0
Team											32	44	76					5				
Total.....		31	6275		841-177	.47	174-486	.35	339-469	.72	204	766	970	31.3	628	22	387	370	101	195	219	70.8
Opponents.....		31	6275		713-164	.43	175-518	.33	521-727	.71	257	792	104	33.8	517	-	321	445	86	184	212	68.5

TEAM STATISTICS	UM	OPP
SCORING	2195	2122
Points per game	70.8	68.5
Scoring margin	+2.4	-
FIELD GOALS-ATT	841-1777	713-1641
Field goal pct	.473	.434
3 POINT FG-ATT	174-486	175-518
3-point FG pct	.358	.338
3-pt FG made per gam	5.6	5.6
FREE THROWS-ATT	339-469	521-727
Free throw pct	.723	.717
F-Throws made per ga	10.9	16.8
REBOUNDS	970	1049
Rebounds per game	31.3	33.8
Rebounding margin	-2.5	-
ASSISTS	387	321
Assists per game	12.5	10.4
TURNOVERS	370	445
Turnovers per game	11.9	14.4
Turnover margin	+2.4	-
Assist/turnover ratio	1.0	0.7
STEALS	195	184
Steals per game	6.3	5.9
BLOCKS	101	86
Blocks per game	3.3	2.8
ATTENDANCE	60372	68432
Home games-Avg/Game	15-4025	16-4277
Neutral site-Avg/Game	-	0-0

Score by Periods	1st	2nd	OT	Totals
Montana	1040	1123	32	2195
Opponents	984	1094	44	2122

Date	Opponent		Score	Att.
11/6/19	at Stanford	L	62-73	2930
11/10/19	MSU NORTHERN	W	64-50	2927
11/16/19	at Arkansas	L	46-64	13058
11/18/19	MONTANA TECH	L	72-74	2857
11/22/19	at Washington	L	56-73	8370
11/25/19	TEXAS SOUTHERN	W	74-62	2981
11/29/19	COPPIN STATE	W	69-62	3335
12/1/19	at New Mexico	L	63-72	10503
12/6/19	NORTH DAKOTA	W	77-70	3698
12/18/19	at Oregon	L	48-81	5803
12/21/19	at Omaha	Lot	82-87	2778
* 12/28/19	NORTHERN ARIZONA	W	79-72	4017
* 12/30/19	SACRAMENTO STATE	W	52-50	3846
* 1/2/20	at Southern Utah	W	60-58	2059
* 1/4/20	at Northern Colorado	L	66-74	1431
* 1/9/20	at Eastern Washington	W	90-63	1837
* 1/13/20	PORTLAND STATE	W	85-70	3252
* 1/18/20	IDAHO	W	67-63	4279
* 1/23/20	at Idaho State	W	77-74	1461
* 1/25/20	at Weber State	Lot	85-87	6034
* 1/30/20	at Portland State	L	81-88	1704
* 2/1/20	MONTANA STATE	W	78-64	7040
* 2/6/20	EASTERN WASHINGTON	W	92-82	3879
* 2/8/20	at Idaho	W	82-71	1804
* 2/13/20	WEBER STATE	W	72-37	3730
* 2/15/20	IDAHO STATE	W	78-63	4657
* 2/22/20	at Montana State	W	59-54	6570
* 2/27/20	at Northern Arizona	L	56-57	918
* 2/29/20	at Sacramento State	W	79-71	1172
* 3/5/20	NORTHERN COLORADO	L	64-71	4822
* 3/7/20	SOUTHERN UTAH	Lot	80-85	5052

* = Conference game

GENERAL

Name of School	University of Montana
Abbreviation	UM
City/Zip	Missoula, MT 59812
Founded	Feb. 17, 1893
Enrollment	10,015
Nickname	Grizzlies, Griz
School Colors	Maroon (PMS 209) & Silver (PMS 8 C)
Arena Name	Dahlberg Arena (7,322)
Affiliation	NCAA Division I
Conference	Big Sky Conference (Inaugural, 1963)
President	Seth Bodnar
Athletics Director	Kent Haslam
Online Tickets	www.GrizTix.com
Ticket Office Phone	1-888-MONTANA

COACHING STAFF

Head Coach	Travis DeCuire
Alma Mater, Year	Montana, 1994
Record at UM	140-83, 7th Season
Career Record	Same
Big Sky Conference Record	92-36
Office Phone	(406) 243-5334
Twitter	@CoachDeCuire
Associate Head Coach	Chris Cobb
Alma Mater (Year)	Menlo College, 2009
Seasons at UM	7th Season
Assistant Coach	Jay Flores
Alma Mater (Year)	Chico State, 2012
Seasons at UM	5th Season
Assistant Coach	Zach Payne
Alma Mater (Year)	Whitworth, 2014
Seasons at UM	2nd Season
Graduate Manager	Anderson Clarke
Graduate Manager	Jordan Gregory
Student Manager	Ryan Clark
Program Coordinator	Julie Tonkin

HISTORY

First Year of Basketball	1901-02
All-Time Record	1,521-1,263-1 (.546)
All-Time Big Sky Record	523-335 (.610)
All-Time Home Record	1,012-415 (.709)
Record at Dahlberg Arena (Since 1953)	732-254 (.742)
Big Sky Tournament Titles	11 (Last: 2019)
Big Sky Regular-Season Titles	12 (Last: 2019)
Big Sky Runners-Up	10
NCAA Tournament Berths	12
NCAA Tournament Record	2-13
Last NCAA Tournament Berth	2019
	(1st Round vs. #2 Michigan)
Last NCAA Tournament Win	2006 (87-79 vs. #5 Nevada)
NIT Berths	4
Last NIT Berth	2015 (1st Round vs. Texas A&M)

TEAM INFORMATION

2019-20 Overall Record	18-3
2019-20 Big Sky Record	14-6
2019-20 Home Record	12-3
2019-20 Away Record	6-10
2019-20 Neutral-Site Record	0-0
2019-20 Regular Season Finish	3rd
2019-20 Big Sky Tournament Result	N/A (COVID-19)
2019-20 Postseason	N/A (COVID-19)
Starters Returning/Lost	1/4
Letterwinners Returning/Lost:	6/7
Newcomers	6
2019-20 Starts Returning	25.1%
2019-20 Minutes Returning	24.5%
2019-20 Points Per Game Returning	40.0%
2019-20 Rebounds Per Game Returning	29.9%
2019-20 Assists Per Game Returning	39.6%
2019-20 Steals Per Game Returning	38.9%
2018-19 Blocks Per Game Returning:	28.3%

ATHLETICS COMMUNICATIONS



NIC HALLISEY

DIRECTOR OF COMMUNICATIONS
Men's Basketball, Volleyball, Track & Field

Email: nic.hallisey@umontana.edu

Cell Phone: (970) 231-4789

Mailing Address:

32 Campus Drive | Missoula, MT 59812

Website: www.GoGriz.com

Press Row Phone: (406) 243-4281

SERVICES: The UM sports information department will provide rosters, releases and updated statistics prior to every game at Dahlberg Arena. Printed box scores will also be available for media during and immediately following the completion of home games. A complete box score will be emailed to media outlets and competing schools after the conclusion of each match.

INTERVIEWS: All player and coach interviews must be made through Nic Hallisey at least one day in advance. Players and coaches are not available prior to games. Unless otherwise noted, all interviews this season will be conducted via Zoom.

PARKING: Parking passes will be issued to media upon request.

PHOTOGRAPHERS: Photographers are limited to the marked areas in the upper concourse area of the north baseline. Photographers are not allowed in team bench areas or behind the official scorer's table, or on the court level this season.

PRACTICES: Media is not allowed at Griz basketball practice this season due to COVID-19 restrictions.

POSTGAME: Following a cooling-off period, head coach Travis DeCuire and selected UM basketball players will be available to the media. Interviews this season will take place via Zoom. A member of the UM sports information department will be available to assist in arranging postgame interviews as needed.



TRAVIS DECUIRE

TRAVIS



DECUIRE



Travis DeCuiore continues to rewrite Montana's record books as he enters his seventh season as head coach in 2020-21. During his first six seasons, the former Griz player has led Montana to four postseason appearances and 20-win seasons, including back-to-back Big Sky Conference regular-season championships, Big Sky tournament titles and NCAA tournament appearances.

Among a string of prominent Montana coaches – including George Dahlberg, Jud Heathcote, Larry Krystkowiak, Mike Montgomery, Stew Morrill, Blaine Taylor and Wayne Tinkle – DeCuiore is the best in many ways.

DeCuiore (pronounced: duh-CURE) has won 127 games as head coach of the Grizzlies, more than any Montana coach through his first six seasons. He is also the only Griz coach to lead Montana to three Big Sky Conference regular-season championships during their career.

On a conference level, he is the fastest Big Sky coach ever to win 50 league games, needing just 69 games to do so, and his current .759 winning percentage ranks third in league history and first among those who have coached more than three seasons. Overall, only two Big Sky coaches have ever averaged more than DeCuiore's 21.2 wins per season, and both coached three or fewer seasons.

In five full seasons – excluding the 2019-20 campaign that was shortened due to COVID-19 – Montana has played in the Big Sky tournament championship game four times, and the team's 52 wins from 2017-18 to 2018-19 are the most ever over a two-year stretch.

Off the court, DeCuiore proudly boasts a 100-percent graduation rate, in addition to earning the NABC Team Academic Award in 2016, 2017 and 2020.

In 2018-19, Montana won 26 games, tied for the third-most in school history. During non-conference play, the Grizzlies beat a pair of NCAA tournament teams in Georgia State and North Dakota State, and snapped South Dakota State's nation-leading 26-game home winning streak. After beginning Big Sky Conference play just 3-2, Montana won 16 of its next 18 games to repeat as Big Sky Conference regular-season and tournament champions.

Montana was one of 20 schools nationally to rank in the top 100 for both scoring offense and defense, and was incredibly efficient, making 49.2 percent of its shots (10th in the nation), including 37.6 percent from beyond the arc (38th).

DeCuiore was tabbed as coach of the year by the Big Sky Conference and NABC (District 6) in 2018, and it's easy to see why. The 2017-18 season was historic on many levels, with the Griz winning 26 games, and like 2018-19, winning Big Sky Conference regular-season and tournament titles and advancing to the NCAA tournament. The team's record included a perfect 14-0 mark on its home court.

TRAVIS DECUIRE

HEAD COACH

7TH SEASON | MONTANA, 1994

PERSONAL

Hometown: Seattle, Wash.
Wife: Sabrina
Daughters: Brianna, Tamia
Twitter: @CoachDeCuiore
Education: Montana, 1994
Degree: B.S. in Business Marketing

COACHING CAPSULE

Years	School	Position
2014-Pres.	Montana	Head Coach
2012-14	California	Associate Head Coach
2008-12	California	Assistant Coach
2003-08	Old Dominion	Assistant Coach
2001-03	Green River C.C.	Head Coach

HEAD COACHING CAPSULE

Year	Overall	BSC	Place	Postseason
2014-15	20-13	14-4	1st	NIT
2015-16	21-12	14-4	2nd	CBI
2016-17	16-16	11-7	5th	BSC Tour.
2017-18	26-8	16-2	1st	NCAA
2018-19	26-9	16-4	1st	NCAA
2019-20	18-13	14-6	3rd	COVID-19
2020-21	13-12	7-9	--	--
TOTALS	140-83	92-36		

TRAVIS DECUIRE

The Grizzlies got off to a strong start, posting their first winning non-conference record in six seasons, including a signature victory at Pitt of the ACC. Montana then won its first 13 Big Sky games, the third-longest winning streak in school history and the third-longest active streak in the NCAA at the time. The stretch featured a program-record seven consecutive road victories.

Montana used the same starting lineup for all 34 contests, leading to a balanced effort. The Grizzlies led the Big Sky in five statistical categories and ranked in the top three in 14. On defense, the Grizzlies ranked in the top 30 nationally for turnovers forced, steals and turnover margin.

DeCuire has coached seven first-team All-Big Sky Conference selections, in addition to three second-team honorees, plus the Big Sky Defensive Player of the Year, Freshman of the Year, Newcomer of the Year (twice) and Big Sky tournament MVP (twice). Over the past two seasons, he has developed three of the top eight scorers in school history.

Among the greats DeCuire has developed are Ahmaad Rorie, Michael Oguine and Sayeed Pridgett. Rorie, the 2019 Big Sky Conference tournament MVP, reached 1,500 career points faster than any player in Montana history, doing so in his third season with the program. Oguine was the 2018 tournament MVP and league's top defender, and finished his career ranked in the top 10 for scoring, steals and games started. Pridgett was a two-time All-Big Sky first-team selection who finished his career ranked fourth for career scoring, sixth for steals and in the top 15 for assists and rebounds. During DeCuire's first season, Jordan Gregory was a Capital One third-team All-American while Martin Breunig was a two-time first-team All-Big Sky pick who is still enjoying a professional career overseas. In his first season at the helm of a program with a rich history of success, DeCuire's Griz started the year picked to finish eighth in the conference. Led by Gregory, Montana would go on to defy expectations and win the

Big Sky regular-season championship and advance to play Texas A&M in the National Invitational Tournament (NIT). At the time, DeCuire became only the second coach in Montana history to notch 20 victories in his first season – a feat also accomplished by his former coach Blaine Taylor in 1991-92, when DeCuire was a player for the Griz.

In DeCuire's second year, he posted another 20-win season and another trip to the Big Sky championship game, this time led by Breunig. DeCuire's Grizzlies would once again advance to the postseason, competing in the first round of the CBI tournament against Nevada, finishing with a 21-12 record. He is the only coach in Montana history to win at least 20 games in each of his first two seasons.

Paced by 10 underclassmen and just two seniors who played significant time, the Grizzlies went 16-16 in 2016-17, earning a first-round bye in the Big Sky tournament. The 2016-17 season was also the second consecutive year in which the Grizzlies posted a team grade-point average above 3.0, earning NABC Team Academic Excellence recognition both seasons.

Following back-to-back championship seasons in 2017-18 and 2018-19, the Grizzlies won 18 games in 2019-20, despite returning just four letterwinners. Montana had a trio of freshmen start a school-record 40 combined contests, including Big Sky Conference Freshman of the Year Derrick Carter-Hollinger. The Grizzlies led the Big Sky Conference for field-goal percentage (.498), 3-point field-goal percentage (.394) and turnover margin (+3.5), and ranked in the top three for scoring (74.1), scoring margin (+6.4), free-throw percentage (.745), field-goal defense (.436) assists (13.3), steals (6.3) and assist-to-turnover ratio (1.2). On a national scale, Montana ranked 21st in the NCAA for shooting and 55th for 3-point accuracy.

Prior to returning to his alma mater as head coach, DeCuire spent six



seasons (2008-09 through 2013-14) on the University of California coaching staff – including the final four as associate head coach. Regarded as one of the top tutors in the game, DeCuire helped former Montana mentor Mike Montgomery – a member of the National Collegiate Basketball Hall of Fame – transform Cal into one of the winningest programs in the Pac-12 during his time in Berkeley. The Bears reached the postseason all six years he was on the staff, including the NCAA tournament four times. The Golden Bears boasted 130 wins in his six seasons – the best six-year stretch in school history – winning the 2010 Pac-10 championship. He coached numerous all-conference selections, including conference players of the year Jerome Randle (2010) and Jorge Gutierrez (2012).

DeCuire spent five seasons (2003-04 through 2007-08) as an assistant coach at Old Dominion, under former Griz head coach and player Blaine Taylor. There, he helped the Monarchs to a combined record of 117-53. The mark included 94 wins during his final four seasons – the most in school history over a four-year period. Old Dominion reached the postseason each of those four seasons and advanced to the NCAA tournament in both 2005 and 2007 – winning a school-record 28 contests in 2005. Additionally, the Monarchs reached the NIT semifinals in 2006 and the quarterfinals of the College Basketball Invitational in 2008.

In 17 seasons as an assistant or head coach at the Division-I level, DeCuire is 374-197, a .655 winning percentage.

DeCuire's roots remain in the Seattle area, where he grew up, started his non-profit and broke into the coaching profession. He served as the head coach at both Sammamish High School and Green River Community College. At GRCC, DeCuire took over a last-place program and guided it to a conference championship and its first 20-win season in more than 20 years, earning league coach-of-the-year honors in 2003 – his second season. At Sammamish High School in Bellevue, DeCuire led his team to a pair of conference titles, a state tournament appearance and three consecutive trips to the district tournament.


As a point guard for Montana from 1992-94 DeCuire was named All-Big Sky Conference as a junior and senior. He set a school record, despite playing just three seasons, with 435 career assists – a mark which still stands today. He also established Montana's single-season mark with 199 assists as a senior in 1993-94, when he ranked 12th in the nation, averaging 7.1 assists per game. He was the recipient of the Grizzlies' Carl Dragstedt Award (MVP) as a junior and senior, and received the John Eaheart Award (Outstanding Defensive Player) following his senior year. Montana won a pair of Big Sky Conference championships during his Griz career, advancing to the NCAA tournament in 1991 and 1992.

As a freshman at Chaminade-Hawaii, he was a starter and team MVP in 1990. He then transferred to Montana and redshirted in 1991. As a prep, DeCuire starred in the Rainer Valley and at Mercer Island High School, where he was a three-year starter and all-state, team MVP, and a McDonald's All-America honorable mention pick.

He has a strong commitment to community

service and founded and acted as president of the Fastbreak Basketball Association – an organization that assists in teaching life lessons and building self-esteem through basketball to more than 500 students in the Seattle-Tacoma area. Additionally, he has extensive experience in counseling at the Echo Glen Children's Center in Snoqualmie, Wash., from 1996-98, and with the Ryther Children's Center in North Seattle, from 1995-97.

DeCuire graduated from Montana in 1994 with a degree in business marketing. He and his wife, Sabrina, have two daughters – Brianna and Tamia.



**127 WINS THROUGH
SIX SEASONS**

MORE THAN ANY OTHER
COACH IN GRIZ HISTORY

FASTEST COACH
IN BIG SKY HISTORY TO

**50 LEAGUE
WINS**

**ONLY
GRIZ COACH
TO LEAD
MONTANA
TO 3 BIG SKY
REGULAR-SEASON
TITLES** 

PLUS 2 TOURNAMENT
CHAMPIONSHIPS

100% 
GRADUATION
RATE

#GRIZHOOPS

COACH DECUIRE



**.759 BIG SKY
WINNING PERCENTAGE**

HIGHEST IN CONFERENCE
HISTORY FOR COACHES
WITH 4+ SEASONS

**BACK-TO-BACK
NCAA TOURNAMENTS
IN 2018 & 2019**



KYLE OWENS

SOPHOMORE | FORWARD | 6-8 / 205

CALABASAS, CALIFORNIA (CRESPI CARMELITE H.S.)

MINUTES

Season 37, at Georgia (12/8/20)
Career Same

POINTS

Season 27, vs. Weber State (2/11/21)
Career Same

REBOUNDS

Season 13, vs. Yellowstone Christian (12/12/20)
Career Same

ASSISTS

Season 3, at Washington (12/16/20)
Career Same

BLOCKS

Season 2, vs. Northern Colorado (1/2/21)
Career Same

STEALS

Season 3, at Idaho State (2/27/21)
Career 3, on two occasions

FIELD GOALS

Season 11, vs. Weber State (2/11/21)
Career Same

FIELD-GOAL ATTEMPTS

Season 18, at Washington (12/16/20)
Career Same

THREE-POINTERS

Season 4, vs. Weber State (2/11/21)
Career Same

FREE THROWS

Season 8, vs. Northern Colorado (1/2/21)
Career 10, vs. Montana Tech (11/18/19)

2020-21 GAME-BY-GAME STATISTICS

Date	Opponent	START	MIN	Overall		3-Pointers		Free-Throws		Rebounds			PF	A	TO	BLK	STL	PTS	AVG
				FG-FGA	PCT	3FG-FGA	PCT	FT-FTA	PCT	OFF	DEF	TOT							
Nov. 28	at USC		26	4-10	.400	1-2	.500	2-6	.333	4	3	7	4	0	1	0	0	11	11.0
Dec. 3	at Southern Utah*		30	4-5	.800	0-0	.000	2-3	.667	0	8	8	3	0	1	0	2	10	10.5
Dec. 5	at Southern Utah*	^	36	9-14	.643	2-3	.667	1-2	.500	1	3	4	2	2	3	0	1	21	14.0
Dec. 8	at Georgia	^	37	6-14	.429	0-1	.000	5-5	1.000	2	4	6	1	0	0	0	1	17	14.8
Dec. 12	vs. Yellowstone Christian	^	30	3-4	.750	0-0	.000	4-6	.667	3	10	13	1	2	3	0	0	10	13.8
Dec. 16	at Washington	^	33	4-18	.222	0-1	.000	5-6	.833	4	2	6	3	3	3	0	0	13	13.7
Dec. 18	vs. Dickinson State	^	17	5-6	.833	0-0	.000	0-0	.000	4	5	9	4	0	2	0	0	10	13.1
Dec. 22	at Arizona	^	32	5-8	.625	0-0	.000	3-4	.750	4	2	6	3	0	1	0	0	13	13.1
Jan. 2	vs. Northern Colorado*	^	34	1-6	.167	0-0	.000	8-8	1.000	2	3	5	4	0	0	2	0	10	12.8
Jan. 4	vs. Northern Colorado*	^	22	1-10	.100	0-1	.000	4-4	1.000	5	3	8	1	1	1	0	0	6	12.1
Jan. 9	vs. Whitworth	^	21	3-6	.500	0-0	.000	4-4	1.000	1	5	6	1	0	0	0	0	10	11.9
Jan. 14	vs. Northern Arizona*	^	31	5-11	.455	1-3	.333	2-2	1.000	3	1	4	1	0	0	0	0	13	12.0
Jan. 16	vs. Northern Arizona*	^	23	1-4	.250	0-0	.000	2-2	1.000	1	3	4	3	0	1	1	1	4	11.4
Jan. 21	at Sacramento State*		34	8-13	.615	3-5	.600	3-4	.750	2	0	2	1	1	0	0	2	22	12.1
Jan. 23	at Sacramento State*	^	36	4-7	.571	2-2	1.000	4-5	.800	1	6	7	5	2	1	0	0	14	12.3
Feb. 4	at Portland State*	^	24	4-8	.500	0-2	.000	4-4	1.000	1	4	5	2	0	1	0	1	12	12.3
Feb. 6	at Portland State*	^	20	1-2	.500	0-0	.000	0-0	.000	0	1	1	2	0	1	0	0	2	11.6
Feb. 11	vs. Weber State*	^	35	11-16	.688	4-5	.800	1-1	1.000	0	2	2	2	0	1	1	0	27	12.5
Feb. 13	vs. Weber State*	^	31	5-9	.556	0-2	.000	2-2	1.000	3	1	4	3	1	0	0	0	12	12.5
Feb. 18	at Eastern Washington*	^	18	1-7	.143	0-2	.000	0-0	.000	0	6	6	1	0	0	0	1	2	12.0
Feb. 20	vs. Eastern Washington*	^	26	3-4	.750	1-2	.500	0-0	.000	0	6	6	5	0	0	1	0	7	11.7
Feb. 25	at Idaho State*	^	15	2-3	.667	1-2	.500	0-0	.000	0	2	2	5	1	1	0	0	5	11.4
Feb. 27	at Idaho State*	^	26	2-6	.333	0-3	.000	1-2	.500	1	6	7	4	0	2	0	3	5	11.1
March 5	vs. Warner Pacific	^	19	4-6	.667	2-2	1.000	1-4	.250	1	8	9	4	0	1	0	1	11	11.1
March 6	vs. Warner Pacific	^	20	0-2	.000	0-0	.000	4-6	.667	1	4	5	1	2	0	0	0	4	10.8

OWENS' CAREER STATISTICS

SEASON	GP	GS	MIN	AVG	FG	FGA	PCT	3FG	3FGA	PCT	FT	FTA	PCT	OFF	DEF	TOT	AVG	PF	FO	AST	T/O	BLK	STL	PTS	AVG
2019-20	31	9	482	15.5	48	102	.471	10	33	.303	37	51	.725	22	49	71	2.3	71	4	7	19	3	8	143	4.6
2020-21	25	22	676	27.0	96	199	.482	17	38	.447	62	80	.775	44	98	142	5.7	66	3	15	24	5	13	271	10.8
TOTAL	56	31	1158	20.7	144	301	.478	27	71	.380	99	131	.756	66	147	213	3.8	137	7	22	43	8	21	414	7.4



DARIUS HENDERSON

JUNIOR | FORWARD | 6-9 / 220

PASADENA, CALIFORNIA (UMASS LOWELL/LA SALLE H.S.)

MINUTES

Season 13, vs. Warner Pacific (3/5/21)
Career 26, at UMBC (2/16/19)

POINTS

Season 7, vs. Warner Pacific (3/5/21)
Career 13, at UMBC (2/16/19)

REBOUNDS

Season 3, vs. Warner Pacific (3/5/21)
Career 9, vs. UMass Boston (11/12/19)

ASSISTS

Season 1, vs. Yellowstone Christian (12/12/20)
Career 3, vs. Binghamton (2/21/19)

BLOCKS

Season 2, vs. Warner Pacific (3/5/21)
Career 2, on three occasions

STEALS

Season 1, on two occasions
Career 2, vs. Binghamton (2/21/19)

FIELD GOALS

Season 3, vs. Warner Pacific (3/5/21)
Career 5, at UMBC (2/16/19)

FIELD-GOAL ATTEMPTS

Season 7, vs. Warner Pacific (3/5/21)
Career 10, at UMBC (2/16/19)

THREE-POINTERS

Season
Career 3, at UMBC (2/16/19)

FREE THROWS

Season 1, vs. Warner Pacific (3/5/21)
Career 3, vs. Albany (1/16/19)

2020-21 GAME-BY-GAME STATISTICS

Date	Opponent	START	MIN	Overall		3-Pointers		Free-Throws		Rebounds			PF	A	TO	BLK	STL	PTS	AVG
				FG-FGA	PCT	3FG-FGA	PCT	FT-FTA	PCT	OFF	DEF	TOT							
Nov. 28	at USC			Did Not Play															
Dec. 3	at Southern Utah*			Did Not Play															
Dec. 5	at Southern Utah*			Did Not Play															
Dec. 8	at Georgia		3	0-1	.000	0-1	.000	0-0	.000	0	1	1	2	0	0	0	0	0	0.0
Dec. 12	vs. Yellowstone Christian		2	0-0	.000	0-0	.000	0-0	.000	0	2	2	0	1	1	0	0	0	0.0
Dec. 16	at Washington		1	0-0	.000	0-0	.000	0-0	.000	0	0	0	0	0	0	0	0	0	0.0
Dec. 18	vs. Dickinson State		3	1-1	1.000	0-0	.000	0-0	.000	0	0	0	0	0	0	0	0	2	0.5
Dec. 22	at Arizona			Did Not Play															
Jan. 2	vs. Northern Colorado*			Did Not Play															
Jan. 4	vs. Northern Colorado*			Did Not Play															
Jan. 9	vs. Whitworth			Did Not Play															
Jan. 14	vs. Northern Arizona*			Did Not Play															
Jan. 16	vs. Northern Arizona*			Did Not Play															
Jan. 21	at Sacramento State*			Did Not Play															
Jan. 23	at Sacramento State*			Did Not Play															
Feb. 4	at Portland State*			Did Not Play															
Feb. 6	at Portland State*			Did Not Play															
Feb. 11	vs. Weber State*			Did Not Play															
Feb. 13	vs. Weber State*			Did Not Play															
Feb. 18	at Eastern Washington*		2	0-1	.000	0-0	.000	0-0	.000	0	0	0	1	0	0	0	0	0	0.4
Feb. 20	vs. Eastern Washington*		1	0-0	.000	0-0	.000	0-0	.000	0	0	0	1	0	1	0	0	0	0.3
Feb. 25	at Idaho State*		0	0-1	.000	0-1	.000	0-0	.000	0	0	0	1	0	0	0	0	0	0.3
Feb. 27	at Idaho State*		3	0-0	.000	0-0	.000	0-0	.000	1	1	2	1	0	2	0	1	0	0.3
March 5	vs. Warner Pacific		13	3-7	.429	0-2	.000	1-3	.333	2	3	5	3	0	0	2	1	7	1.0
March 6	vs. Warner Pacific			Did Not Play															

HENDERSON'S CAREER STATISTICS

SEASON	GP	GS	MIN	AVG	FG	FGA	PCT	3FG	3FGA	PCT	FT	FTA	PCT	OFF	DEF	TOT	AVG	PF	FO	AST	T/O	BLK	STL	PTS	AVG
2018-19*	31	27	354	11.4	65	129	.504	10	31	.323	19	23	.826	11	71	82	2.6	66	0	19	38	14	10	159	5.1
2019-20*	10	4	64	6.4	13	27	.481	2	4	.500	2	3	.667	4	17	21	2.1	14	0	5	8	3	1	30	3.0
2020-21	9	0	28	3.1	4	11	.364	0	4	.000	1	3	.333	3	7	10	1.1	9	0	1	4	2	2	9	1.0
DI TOTAL	50	31	446	8.9	82	167	.491	12	39	.308	22	29	.759	18	95	113	2.3	89	0	25	50	19	13	198	4.0

* Stats are from seasons at UMass Lowell



JOSH VAZQUEZ

SOPHOMORE | GUARD | 6-3 / 180

TORRANCE, CALIFORNIA (BISHOP MONTGOMERY H.S.)

MINUTES

Season 33, at Sacramento State (1/23/21)
Career 39, at Weber State (1/25/20)

POINTS

Season 17, vs. Weber State (2/13/21)
Career Same

REBOUNDS

Season 9, vs. Warner Pacific (3/6/21)
Career Same

ASSISTS

Season 5, vs. Whitworth (1/9/21)
Career 5, on three occasions

BLOCKS

Season 2, vs. Northern Arizona (1/14/21)
Career 2, at Southern Utah (1/2/20)

STEALS

Season 3, at Idaho State (2/25/21)
Career 4, on two occasions

FIELD GOALS

Season 6, vs. Weber State (2/13/21)
Career 6, on two occasions

FIELD-GOAL ATTEMPTS

Season 11, on two occasions
Career 13, at New Mexico (12/1/19)

THREE-POINTERS

Season 4, on two occasions
Career 4, on four occasions

FREE THROWS

Season 6, at Portland State (2/4/21)
Career Same

2020-21 GAME-BY-GAME STATISTICS

Date	Opponent	START	MIN	Overall		3-Pointers		Free-Throws		Rebounds			PF	A	TO	BLK	STL	PTS	AVG
				FG-FGA	PCT	3FG-FGA	PCT	FT-FTA	PCT	OFF	DEF	TOT							
Nov. 28	at USC		15	0-2	.000	0-2	.000	0-0	.000	1	3	4	3	2	0	0	1	0	0.0
Dec. 3	at Southern Utah*		27	5-10	.500	4-6	.667	0-0	.000	0	3	3	3	2	1	0	0	14	7.0
Dec. 5	at Southern Utah*	^	30	2-5	.400	2-4	.500	0-0	.000	0	2	2	3	2	2	0	2	6	6.7
Dec. 8	at Georgia	^	16	1-5	.200	0-2	.000	0-0	.000	0	0	0	4	1	0	0	1	2	5.5
Dec. 12	vs. Yellowstone Christian	^	31	5-9	.556	3-5	.600	2-2	1.000	0	2	2	1	1	1	0	2	15	7.4
Dec. 16	at Washington	^	32	3-7	.429	2-5	.400	4-4	1.000	0	5	5	2	0	0	0	1	12	8.2
Dec. 18	vs. Dickinson State	^	29	2-5	.400	1-2	.500	0-0	.000	0	1	1	0	4	0	0	0	5	7.7
Dec. 22	at Arizona	^	30	3-5	.600	1-2	.500	3-3	1.000	0	4	4	5	2	1	0	0	10	8.0
Jan. 2	vs. Northern Colorado*	^	28	2-5	.400	0-1	.000	2-2	1.000	1	2	3	0	0	0	0	0	6	7.8
Jan. 4	vs. Northern Colorado*	^	24	1-3	.333	1-1	1.000	0-0	.000	0	2	2	0	2	1	0	1	3	7.3
Jan. 9	vs. Whitworth	^	27	4-8	.500	3-5	.600	3-4	.750	0	3	3	2	5	1	0	0	14	7.9
Jan. 14	vs. Northern Arizona*	^	33	5-7	.714	3-5	.600	2-2	1.000	0	6	6	2	2	0	2	1	15	8.5
Jan. 16	vs. Northern Arizona*	^	30	2-7	.286	2-6	.333	0-0	.000	0	3	3	0	3	0	0	1	6	8.3
Jan. 21	at Sacramento State*	^	19	1-6	.167	0-3	.000	0-0	.000	0	0	0	0	2	1	0	0	2	7.9
Jan. 23	at Sacramento State*	^	33	3-11	.273	1-5	.200	0-0	.000	0	2	2	0	1	0	0	0	7	7.8
Feb. 4	at Portland State*		22	0-1	.000	0-1	.000	6-6	1.000	0	4	4	5	3	1	1	1	6	7.7
Feb. 6	at Portland State*		29	1-3	.333	0-1	.000	0-0	.000	0	4	4	4	2	2	0	1	2	7.4
Feb. 11	vs. Weber State*	^	23	1-3	.333	1-2	.500	2-2	1.000	0	4	4	1	2	4	0	0	5	7.2
Feb. 13	vs. Weber State*	^	28	6-11	.545	3-6	.500	2-2	1.000	1	3	4	2	1	1	0	1	17	7.7
Feb. 18	at Eastern Washington*	^	20	3-7	.429	2-2	1.000	0-0	.000	0	0	0	3	1	0	0	0	8	7.8
Feb. 20	vs. Eastern Washington*		14	0-1	.000	0-1	.000	0-0	.000	0	2	2	2	0	0	0	0	0	7.4
Feb. 25	at Idaho State*		28	2-7	.286	2-4	.500	1-2	.500	0	5	5	1	0	1	1	3	7	7.4
Feb. 27	at Idaho State*		24	2-6	.333	1-4	.250	3-4	.750	0	3	3	3	1	0	0	0	8	7.4
March 5	vs. Warner Pacific		22	4-10	.400	4-8	.500	0-0	.000	1	1	2	1	0	0	0	0	12	7.6
March 6	vs. Warner Pacific		25	5-8	.625	3-4	.750	0-0	.000	0	9	9	3	1	1	0	2	13	7.8

VAZQUEZ'S CAREER STATISTICS

SEASON	GP	GS	MIN	AVG	FG	FGA	PCT	3FG	3FGA	PCT	FT	FTA	PCT	OFF	DEF	TOT	AVG	PF	FO	AST	T/O	BLK	STL	PTS	AVG
2019-20	31	14	811	26.2	52	149	.349	33	93	.355	21	24	.875	4	67	71	2.3	46	1	54	43	7	39	158	5.1
2020-21	25	16	639	25.6	63	152	.414	39	87	.448	30	33	.909	4	73	77	3.1	50	2	40	18	4	18	195	7.8
TOTAL	56	30	1450	25.9	115	301	.382	72	180	.400	51	57	.895	8	140	148	2.6	96	3	94	61	11	57	353	6.3



ROBBY BEASLEY III

FRESHMAN | GUARD | 6-3 / 190

DUBLIN, CALIFORNIA (DUBLIN H.S.)

MINUTES

Season 37, at Idaho State (2/27/21)
Career Same

POINTS

Season 25, at Eastern Washington (2/18/21)
Career Same

REBOUNDS

Season 5, vs. Northern Colorado (1/2/21)
Career Same

ASSISTS

Season 3, on three occasions
Career Same

BLOCKS

Season 1, at Idaho State (2/25/21)
Career Same

STEALS

Season 2, vs. Northern Colorado (1/4/21)
Career Same

FIELD GOALS

Season 9, at Eastern Washington (2/18/21)
Career Same

FIELD-GOAL ATTEMPTS

Season 16, at Eastern Washington (2/18/21)
Career Same

THREE-POINTERS

Season 4, at Portland State (2/4/21)
Career Same

FREE THROWS

Season 10, at Sacramento State (1/21/21)
Career Same

2020-21 GAME-BY-GAME STATISTICS

Date	Opponent	START	MIN	Overall		3-Pointers		Free-Throws		Rebounds			PF	A	TO	BLK	STL	PTS	AVG
				FG-FGA	PCT	3FG-FGA	PCT	FT-FTA	PCT	OFF	DEF	TOT							
Nov. 28	at USC			Did Not Play															
Dec. 3	at Southern Utah*			Did Not Play															
Dec. 5	at Southern Utah*			Did Not Play															
Dec. 8	at Georgia			Did Not Play															
Dec. 12	vs. Yellowstone Christian			Did Not Play															
Dec. 16	at Washington			Did Not Play															
Dec. 18	vs. Dickinson State		11	2-6	.333	1-3	.333	0-0	.000	0	1	1	2	0	0	0	0	5	5.0
Dec. 22	at Arizona		22	5-9	.556	2-3	.667	5-5	1.000	0	1	1	3	1	1	0	0	17	11.0
Jan. 2	vs. Northern Colorado*		27	2-5	.400	1-1	1.000	7-7	1.000	0	5	5	1	0	0	0	1	12	11.3
Jan. 4	vs. Northern Colorado*		26	0-5	.000	0-3	.000	2-2	1.000	0	2	2	0	3	0	0	2	2	9.0
Jan. 9	vs. Whitworth		27	3-9	.333	2-7	.286	4-4	1.000	0	2	2	0	3	1	0	0	12	9.6
Jan. 14	vs. Northern Arizona*		17	1-3	.333	1-3	.333	2-2	1.000	0	1	1	2	1	2	0	0	5	8.8
Jan. 16	vs. Northern Arizona*		17	2-4	.500	1-3	.333	3-3	1.000	0	1	1	2	0	2	0	0	8	8.7
Jan. 21	at Sacramento State*		23	3-6	.500	1-3	.333	10-10	1.000	1	3	4	0	1	3	0	0	17	9.8
Jan. 23	at Sacramento State*		28	0-5	.000	0-1	.000	3-5	.600	1	1	2	3	1	0	0	1	3	9.0
Feb. 4	at Portland State*	^	35	4-9	.444	4-5	.800	2-2	1.000	1	2	3	2	1	3	0	0	14	9.5
Feb. 6	at Portland State*	^	19	1-5	.200	1-4	.250	1-2	.500	0	2	2	1	0	1	0	1	4	9.0
Feb. 11	vs. Weber State*		18	2-7	.286	1-5	.200	0-0	.000	0	2	2	2	1	1	0	0	5	8.7
Feb. 13	vs. Weber State*		15	2-6	.333	1-3	.333	4-4	1.000	0	0	0	5	0	1	0	0	9	8.7
Feb. 18	at Eastern Washington*		30	9-16	.563	3-6	.500	4-4	1.000	1	4	5	2	2	2	0	1	25	9.9
Feb. 20	vs. Eastern Washington*	^	35	6-13	.462	3-6	.500	1-1	1.000	1	2	3	2	0	0	0	0	16	10.3
Feb. 25	at Idaho State*	^	21	0-4	.000	0-2	.000	0-0	.000	0	1	1	3	0	1	0	0	0	9.6
Feb. 27	at Idaho State*	^	37	5-11	.455	3-4	.750	5-5	1.000	0	3	3	4	0	2	1	0	18	10.1
March 5	vs. Warner Pacific	^	25	1-5	.200	0-3	.000	2-2	1.000	0	3	3	1	3	3	0	0	4	9.8
March 6	vs. Warner Pacific	^	29	5-8	.625	1-4	.250	3-3	1.000	0	3	3	2	0	0	0	0	14	10.0

BEASLEY'S CAREER STATISTICS

SEASON	GP	GS	MIN	AVG	FG	FGA	PCT	3FG	3FGA	PCT	FT	FTA	PCT	OFF	DEF	TOT	AVG	PF	FO	AST	T/O	BLK	STL	PTS	AVG
2020-21	19	7	462	24.3	53	136	.390	26	69	.377	58	61	.951	5	39	44	2.3	37	1	17	23	1	6	190	10.0
TOTAL	19	7	462	24.3	53	136	.390	26	69	.377	58	61	.951	5	39	44	2.3	37	1	17	23	1	6	190	10.0



EDDY EGUN

RS-SOPHOMORE | GUARD | 6-4 / 204

WOODLAND HILLS, CALIFORNIA (EL CAMINO REAL H.S.)

MINUTES

Season 25, at Georgia (12/8/20)
Career Same

POINTS

Season 16, at Eastern Washington (2/18/21)
Career Same

REBOUNDS

Season 6, at Eastern Washington (2/18/21)
Career 7, at Portland State (1/30/20)

ASSISTS

Season 2, on two occasions
Career 3, at Washington (11/22/19)

BLOCKS

Season 1, vs. Warner Pacific (3/5/21)
Career 1, on four occasions

STEALS

Season 1, on two occasions
Career 2, at Portland State (1/30/20)

FIELD GOALS

Season 4, on two occasions
Career Same

FIELD-GOAL ATTEMPTS

Season 8, vs. Warner Pacific (3/5/21)
Career Same

THREE-POINTERS

Season 3, at Georgia (12/8/20)
Career Same

FREE THROWS

Season 6, at Eastern Washington (2/18/21)
Career Same

2020-21 GAME-BY-GAME STATISTICS

Date	Opponent	START	MIN	Overall		3-Pointers		Free-Throws		Rebounds			PF	A	TO	BLK	STL	PTS	AVG
				FG-FGA	PCT	3FG-FGA	PCT	FT-FTA	PCT	OFF	DEF	TOT							
Nov. 28	at USC	^	11	1-3	.333	1-2	.500	0-0	.000	1	0	1	1	0	2	0	0	3	3.0
Dec. 3	at Southern Utah*		1	0-1	.000	0-0	.000	0-0	.000	1	1	2	0	0	0	0	0	0	1.5
Dec. 5	at Southern Utah*		11	0-3	.000	0-1	.000	0-0	.000	1	1	2	1	1	0	0	0	0	1.0
Dec. 8	at Georgia		25	3-6	.500	3-5	.600	2-2	1.000	0	1	1	1	2	2	0	0	11	3.5
Dec. 12	vs. Yellowstone Christian		9	1-1	1.000	0-0	.000	0-0	.000	0	1	1	1	1	0	0	0	2	3.2
Dec. 16	at Washington			Did Not Play															
Dec. 18	vs. Dickinson State		10	1-4	.250	0-2	.000	0-0	.000	0	3	3	1	0	0	0	0	2	3.0
Dec. 22	at Arizona			Did Not Play															
Jan. 2	vs. Northern Colorado*		9	2-2	1.000	0-0	.000	1-1	1.000	0	3	3	0	0	0	0	1	5	3.3
Jan. 4	vs. Northern Colorado*		12	0-0	.000	0-0	.000	0-0	.000	0	2	2	2	0	0	0	0	0	2.9
Jan. 9	vs. Whitworth		11	2-3	.667	1-2	.500	2-2	1.000	0	3	3	0	0	3	0	1	7	3.3
Jan. 14	vs. Northern Arizona*		7	1-2	.500	1-2	.500	0-0	.000	0	1	1	1	0	1	0	0	3	3.3
Jan. 16	vs. Northern Arizona*		0+	0-0	.000	0-0	.000	0-0	.000	0	0	0	0	0	0	0	0	0	3.0
Jan. 21	at Sacramento State*	^	15	0-0	.000	0-0	.000	0-0	.000	0	2	2	3	0	2	0	0	0	2.8
Jan. 23	at Sacramento State*	^	12	1-3	.333	0-1	.000	0-0	.000	0	3	3	3	0	2	0	0	2	2.7
Feb. 4	at Portland State*			Did Not Play															
Feb. 6	at Portland State*			Did Not Play															
Feb. 11	vs. Weber State*			Did Not Play															
Feb. 13	vs. Weber State*			Did Not Play															
Feb. 18	at Eastern Washington*		24	4-6	.667	2-4	.500	6-7	.857	2	4	6	2	1	1	0	0	16	3.6
Feb. 20	vs. Eastern Washington*		12	2-3	.667	2-3	.667	2-2	1.000	0	2	2	3	0	2	0	0	8	3.9
Feb. 25	at Idaho State*		9	0-0	.000	0-0	.000	0-2	.000	0	1	1	1	0	0	0	0	0	3.7
Feb. 27	at Idaho State*		14	0-0	.000	0-0	.000	2-2	1.000	0	3	3	0	0	2	0	0	2	3.6
March 5	vs. Warner Pacific		24	4-8	.500	2-5	.400	4-5	.800	2	3	5	1	2	0	1	0	14	4.2
March 6	vs. Warner Pacific		12	1-5	.200	1-4	.250	2-2	1.000	0	0	0	1	0	0	0	0	5	4.2

EGUN'S CAREER STATISTICS

SEASON	GP	GS	MIN	AVG	FG	FGA	PCT	3FG	3FGA	PCT	FT	FTA	PCT	OFF	DEF	TOT	AVG	PF	FO	AST	T/O	BLK	STL	PTS	AVG
2018-19																									
Did Not Play - Redshirt Season																									
2019-20	28	0	218	7.8	16	53	.302	9	26	.346	14	21	.667	5	47	52	1.9	34	0	9	18	4	5	55	2.0
2020-21	19	3	228	12.0	23	50	.460	13	31	.419	21	25	.840	7	34	41	2.2	22	0	7	17	1	2	80	4.2
TOTAL	47	3	446	9.5	39	103	.379	22	57	.386	35	46	.761	12	81	93	2.0	56	0	16	35	5	7	135	2.9



CAMERON PARKER

JUNIOR | GUARD | 6-2 / 170

BEAVERTON, OREGON (SACRED HEART/TILTON SCHOOL)

MINUTES

Season 36, at Sacramento State (1/23/21)
Career 39, on two occasions

POINTS

Season 20, at Sacramento State (1/23/21)
Career 23, at Binghamton (11/16/19)

REBOUNDS

Season 5, on four occasions
Career 8, on three occasions

ASSISTS

Season 10, vs. Eastern Washington (2/20/21)
Career 24, vs. Pine Manor (12/1/19)

BLOCKS

Season
Career 1, vs. Providence (11/5/19)

STEALS

Season 2, on three occasions
Career 4, vs. Pine Manor (12/1/19)

FIELD GOALS

Season 8, at Sacramento State (1/23/21)
Career 9, at Binghamton (11/16/19)

FIELD-GOAL ATTEMPTS

Season 16, at Sacramento State (1/23/21)
Career 17, at Binghamton (11/16/19)

THREE-POINTERS

Season 3, on two occasions
Career 3, on three occasions

FREE THROWS

Season 8, vs. Eastern Washington (2/20/21)
Career 8, on two occasions

2020-21 GAME-BY-GAME STATISTICS

Date	Opponent	START	MIN	Overall		3-Pointers		Free-Throws		Rebounds			PF	A	TO	BLK	STL	PTS	AVG
				FG-FGA	PCT	3FG-FGA	PCT	FT-FTA	PCT	OFF	DEF	TOT							
Nov. 28	at USC	^	21	2-7	.286	0-0	.000	0-0	.000	0	1	1	4	2	0	0	2	4	4.0
Dec. 3	at Southern Utah*		23	2-7	.286	1-5	.200	3-4	.750	0	1	1	0	4	1	0	0	8	6.0
Dec. 5	at Southern Utah*		27	7-9	.778	3-3	1.000	2-3	.667	0	3	3	0	6	4	0	0	19	10.3
Dec. 8	at Georgia		29	2-7	.286	1-2	.500	1-2	.500	0	3	3	2	5	5	0	0	6	9.3
Dec. 12	vs. Yellowstone Christian		27	4-4	1.000	1-1	1.000	3-3	1.000	0	5	5	1	9	2	0	2	12	9.8
Dec. 16	at Washington		27	3-7	.429	0-1	.000	2-3	.667	0	2	2	3	1	3	0	1	8	9.5
Dec. 18	vs. Dickinson State		20	3-6	.500	0-0	.000	1-2	.500	1	2	3	0	4	3	0	1	7	9.1
Dec. 22	at Arizona		21	2-4	.500	0-0	.000	5-6	.833	0	0	0	4	3	2	0	0	9	9.1
Jan. 2	vs. Northern Colorado*		18	2-5	.400	0-1	.000	0-0	.000	0	2	2	0	2	0	0	1	4	8.6
Jan. 4	vs. Northern Colorado*		22	2-3	.667	1-1	1.000	0-0	.000	0	2	2	3	3	5	0	0	5	8.2
Jan. 9	vs. Whitworth		18	2-2	1.000	0-0	.000	0-0	.000	0	3	3	1	5	3	0	1	4	7.8
Jan. 14	vs. Northern Arizona*		17	1-1	1.000	0-0	.000	0-0	.000	0	1	1	1	4	1	0	0	2	7.3
Jan. 16	vs. Northern Arizona*		25	2-4	.500	1-1	1.000	0-0	.000	0	2	2	0	3	0	0	0	5	7.2
Jan. 21	at Sacramento State*		32	2-2	1.000	0-0	.000	0-0	.000	0	5	5	2	7	1	0	0	4	6.9
Jan. 23	at Sacramento State*		36	8-16	.500	2-4	.500	2-2	1.000	1	4	5	2	5	0	0	0	20	7.8
Feb. 4	at Portland State*	^	30	2-6	.333	0-0	.000	0-0	.000	0	3	3	3	6	3	0	0	4	7.6
Feb. 6	at Portland State*	^	35	3-7	.429	1-1	1.000	2-2	1.000	0	1	1	1	2	2	0	2	9	7.6
Feb. 11	vs. Weber State*		24	6-7	.857	2-2	1.000	1-2	.500	0	2	2	4	6	1	0	1	15	8.1
Feb. 13	vs. Weber State*		33	5-11	.455	3-5	.600	2-2	1.000	0	0	0	0	7	1	0	0	15	8.4
Feb. 18	at Eastern Washington*		18	1-5	.200	0-1	.000	0-0	.000	1	1	2	4	6	6	0	0	2	8.1
Feb. 20	vs. Eastern Washington*		30	2-8	.250	0-2	.000	8-10	.800	0	3	3	0	10	2	0	1	12	8.3
Feb. 25	at Idaho State*		34	3-6	.500	1-3	.333	3-4	.750	0	5	5	2	6	3	0	0	10	8.4
Feb. 27	at Idaho State*		24	2-6	.333	1-4	.250	0-0	.000	0	0	0	0	3	2	0	0	5	8.2
March 5	vs. Warner Pacific		22	5-7	.714	0-1	.000	3-3	1.000	1	0	1	1	7	1	0	1	13	8.4
March 6	vs. Warner Pacific		20	1-2	.500	0-1	.000	0-0	.000	0	3	3	2	7	2	0	0	2	8.2

PARKER'S CAREER STATISTICS

SEASON	GP	GS	MIN	AVG	FG	FGA	PCT	3FG	3FGA	PCT	FT	FTA	PCT	OFF	DEF	TOT	AVG	PF	FO	AST	T/O	BLK	STL	PTS	AVG
2018-19*	31	21	866	28.6	53	127	.417	17	46	.370	66	95	.695	11	103	114	3.7	39	0	213	119	2	26	189	6.1
2019-20*	18	18	575	31.9	59	134	.440	12	41	.293	51	68	.750	4	84	88	4.9	16	0	141	80	1	15	181	10.1
2020-21	25	3	633	25.3	74	149	.497	18	39	.462	38	48	.792	4	54	58	2.3	40	0	123	53	0	13	204	8.2
DI TOTAL	74	42	2074	28.0	186	410	.454	47	126	.373	155	211	.735	19	241	260	3.5	95	0	477	252	3	54	574	7.8

* Stats are from seasons at Sacred Heart





BRANDON WHITNEY

FRESHMAN | GUARD | 6-1/178

MISSION HILLS, CALIFORNIA (BISHOP ALEMANY H.S.)

MINUTES

Season 49, at Sacramento State (1/23/21)
Career Same

POINTS

Season 28, at Sacramento State (1/23/21)
Career Same

REBOUNDS

Season 6, vs. Weber State (2/11/21)
Career Same

ASSISTS

Season 8, at Portland State (2/4/21)
Career Same

BLOCKS

Season 1, on three occasions
Career Same

STEALS

Season 3, on two occasions
Career Same

FIELD GOALS

Season 13, at Sacramento State (1/23/21)
Career Same

FIELD-GOAL ATTEMPTS

Season 23, at Sacramento State (1/23/21)
Career Same

THREE-POINTERS

Season 4, vs. Northern Arizona (1/16/21)
Career Same

FREE THROWS

Season 8, on two occasions
Career Same

2020-21 GAME-BY-GAME STATISTICS

Date	Opponent	START	MIN	Overall		3-Pointers		Free-Throws		Rebounds			PF	A	TO	BLK	STL	PTS	AVG
				FG-FGA	PCT	3FG-FGA	PCT	FT-FTA	PCT	OFF	DEF	TOT							
Nov. 28	at USC		34	4-10	.400	1-3	.333	8-9	.889	1	0	1	1	3	0	0	0	17	17.0
Dec. 3	at Southern Utah*	^	21	2-5	.400	1-1	1.000	1-4	.250	0	0	0	3	1	2	0	1	6	11.5
Dec. 5	at Southern Utah*	^	34	0-0	.000	0-0	.000	6-6	1.000	0	2	2	3	3	1	0	0	6	9.7
Dec. 8	at Georgia	^	38	4-12	.333	1-4	.250	1-1	1.000	0	4	4	2	2	6	0	2	10	9.8
Dec. 12	vs. Yellowstone Christian	^	32	7-9	.778	0-1	.000	1-1	1.000	0	1	1	1	4	0	0	3	15	10.8
Dec. 16	at Washington	^	37	3-6	.500	2-4	.500	2-4	.500	1	2	3	3	2	1	0	1	10	10.7
Dec. 18	vs. Dickinson State	^	19	2-3	.667	0-0	.000	0-0	.000	0	0	0	2	1	0	0	2	4	9.7
Dec. 22	at Arizona	^	18	1-3	.333	1-1	1.000	0-0	.000	0	1	1	1	0	6	0	0	3	8.9
Jan. 2	vs. Northern Colorado*	^	28	5-7	.714	0-0	.000	0-0	.000	0	0	0	2	1	1	1	0	10	9.0
Jan. 4	vs. Northern Colorado*	^	33	4-6	.667	0-1	.000	1-3	.333	0	0	0	1	4	1	0	2	9	9.0
Jan. 9	vs. Whitworth	^	23	5-7	.714	0-1	.000	2-2	1.000	1	0	1	4	1	3	0	1	12	9.3
Jan. 14	vs. Northern Arizona*	^	28	1-4	.250	0-2	.000	3-4	.750	2	0	2	3	5	1	0	0	5	8.9
Jan. 16	vs. Northern Arizona*	^	34	8-11	.727	4-5	.800	2-2	1.000	1	1	2	2	4	3	0	2	22	9.9
Jan. 21	at Sacramento State*	^	25	3-7	.429	0-2	.000	8-10	.800	0	2	2	2	2	1	0	0	14	10.2
Jan. 23	at Sacramento State*	^	49	13-23	.565	1-3	.333	1-2	.500	2	3	5	2	1	4	0	1	28	11.4
Feb. 4	at Portland State*	^	36	4-9	.444	0-1	.000	6-10	.600	0	4	4	2	3	8	0	3	14	11.6
Feb. 6	at Portland State*	^	32	3-9	.333	0-2	.000	0-0	.000	0	3	3	2	5	1	0	1	6	11.2
Feb. 11	vs. Weber State*	^	32	1-9	.111	0-3	.000	2-2	1.000	2	4	6	2	6	1	1	0	4	10.8
Feb. 13	vs. Weber State*	^	34	2-6	.333	0-0	.000	6-6	1.000	1	1	2	3	4	2	0	2	10	10.8
Feb. 18	at Eastern Washington*	^	22	1-6	.167	0-1	.000	0-0	.000	0	0	0	1	2	2	0	0	2	10.4
Feb. 20	vs. Eastern Washington*	^	27	1-4	.250	0-0	.000	2-2	1.000	0	0	0	1	2	1	0	1	4	10.0
Feb. 25	at Idaho State*	^	24	5-9	.556	1-2	.500	3-4	.750	1	0	1	4	1	0	0	0	14	10.2
Feb. 27	at Idaho State*	^	29	1-7	.143	0-0	.000	4-6	.667	0	4	4	3	4	4	0	0	6	10.0
March 5	vs. Warner Pacific	^	19	2-6	.333	0-2	.000	1-4	.250	0	0	0	1	2	0	1	0	5	9.8
March 6	vs. Warner Pacific	^	30	9-15	.600	0-1	.000	2-3	.667	2	1	3	2	1	3	0	1	20	10.2

WHITNEY'S CAREER STATISTICS

SEASON	GP	GS	MIN	AVG	FG	FGA	PCT	3FG	3FGA	PCT	FT	FTA	PCT	OFF	DEF	TOT	AVG	PF	FO	AST	T/O	BLK	STL	PTS	AVG
2020-21	25	24	738	29.5	91	193	.472	12	40	.300	62	85	.729	14	33	47	1.9	53	0	64	52	3	23	256	10.2
TOTAL	25	24	738	29.5	91	193	.472	12	40	.300	62	85	.729	14	33	47	1.9	53	0	64	52	3	23	256	10.2



JOSH BANNAN

FRESHMAN | FORWARD | 6-9 / 215

MELBOURNE, AUSTRALIA (UC LAKE GINNINDERRA)

MINUTES

Season38, at Idaho State (2/25/21)
Career Same

POINTS

Season20, vs. Eastern Washington (2/20/21)
Career Same

REBOUNDS

Season 13, at Idaho State (2/25/21)
Career Same

ASSISTS

Season 3, on five occasions
Career Same

BLOCKS

Season 2, on two occasions
Career Same

STEALS

Season 2, on four occasions
Career Same

FIELD GOALS

Season8, on two occasions
Career Same

FIELD-GOAL ATTEMPTS

Season 17, vs. Northern Colorado (1/4/21)
Career Same

THREE-POINTERS

Season 2, at Idaho State (2/25/21)
Career Same

FREE THROWS

Season 6, on two occasions
Career Same

2020-21 GAME-BY-GAME STATISTICS

Date	Opponent	START	MIN	Overall		3-Pointers		Free-Throws		Rebounds			PF	A	TO	BLK	STL	PTS	AVG
				FG-FGA	PCT	3FG-FGA	PCT	FT-FTA	PCT	OFF	DEF	TOT							
Nov. 28	at USC	^	35	5-11	.455	1-1	1.000	2-4	.500	1	3	4	5	0	2	0	1	13	13.0
Dec. 3	at Southern Utah*	^	15	1-3	.333	0-2	.000	0-0	.000	0	5	5	3	0	3	0	0	2	7.5
Dec. 5	at Southern Utah*	^	23	3-7	.429	1-3	.333	0-0	.000	0	3	3	2	2	2	0	1	7	7.3
Dec. 8	at Georgia	^	19	0-2	.000	0-0	.000	0-0	.000	0	3	3	1	0	4	1	0	0	5.5
Dec. 12	Yellowstone Christian	^	23	8-10	.800	0-2	.000	3-3	1.000	1	6	7	2	3	2	0	2	19	8.2
Dec. 16	at Washington	^	34	3-8	.375	0-2	.000	6-6	1.000	2	10	12	4	3	2	0	2	12	8.8
Dec. 18	vs. Dickinson State	^	29	5-9	.556	0-2	.000	6-8	.750	4	8	12	0	0	2	0	1	16	9.9
Dec. 22	at Arizona	^	29	2-6	.333	0-3	.000	2-2	1.000	1	8	9	3	2	1	1	1	6	9.4
Jan. 2	vs. Northern Colorado*	^	16	2-6	.333	0-1	.000	1-2	.500	0	4	4	4	1	1	1	1	5	8.9
Jan. 4	vs. Northern Colorado*	^	22	5-17	.294	0-3	.000	1-1	1.000	3	4	7	4	0	1	0	0	11	9.1
Jan. 9	vs. Whitworth	^	26	4-7	.571	0-0	.000	3-3	1.000	0	2	2	0	1	4	1	1	11	9.3
Jan. 14	vs. Northern Arizona*	^	29	2-7	.286	1-4	.250	2-2	1.000	1	3	4	2	3	2	2	1	7	9.1
Jan. 16	vs. Northern Arizona*	^	21	0-4	.000	0-0	.000	0-0	.000	0	2	2	4	0	1	0	0	0	8.4
Jan. 21	at Sacramento State*	^	15	0-3	.000	0-0	.000	3-4	.750	2	3	5	3	0	0	0	0	3	8.0
Jan. 23	at Sacramento State*		16	0-1	.000	0-0	.000	0-0	.000	1	1	2	3	0	1	0	0	0	7.5
Feb. 4	at Portland State*		18	1-5	.200	0-1	.000	0-0	.000	1	4	5	0	0	2	0	0	2	7.1
Feb. 6	at Portland State*		12	3-5	.600	0-0	.000	0-1	.000	1	1	2	1	0	0	0	0	6	7.1
Feb. 11	vs. Weber State*		31	6-6	1.000	1-1	1.000	0-0	.000	0	4	4	2	3	1	0	2	13	7.4
Feb. 13	vs. Weber State*		23	4-7	.571	0-0	.000	2-2	1.000	1	3	4	3	1	0	0	0	10	7.5
Feb. 18	at Eastern Washington*	^	35	6-10	.600	0-0	.000	2-2	1.000	3	4	7	3	1	1	0	2	14	7.9
Feb. 20	vs. Eastern Washington*	^	25	8-14	.571	0-0	.000	4-4	1.000	3	6	9	3	2	1	1	1	20	8.4
Feb. 25	at Idaho State*	^	38	7-13	.538	2-3	.667	3-4	.750	2	11	13	4	1	4	0	0	19	8.9
Feb. 27	at Idaho State*	^	18	0-3	.000	0-1	.000	0-0	.000	0	3	3	3	0	3	0	0	0	8.5
March 5	vs. Warner Pacific	^	17	3-5	.600	0-0	.000	2-3	.667	2	9	11	4	3	3	0	0	8	8.5
March 6	vs. Warner Pacific	^	32	6-10	.600	1-1	1.000	5-8	.625	0	4	4	2	2	3	2	0	18	8.9

BANNAN'S CAREER STATISTICS

SEASON	GP	GS	MIN	AVG	FG	FGA	PCT	3FG	3FGA	PCT	FT	FTA	PCT	OFF	DEF	TOT	AVG	PF	FO	AST	T/O	BLK	STL	PTS	AVG
2020-21	25	20	601	24.0	84	179	.469	7	30	.233	47	59	.797	29	114	143	5.7	65	1	28	46	9	16	222	8.9
TOTAL	25	20	601	24.0	84	179	.469	7	30	.233	47	59	.797	29	114	143	5.7	65	1	28	46	9	16	222	8.9



MACK ANDERSON

JUNIOR | FORWARD | 6-9 / 208

BOZEMAN, MONTANA (BOZEMAN H.S.)

MINUTES

Season 31, at Idaho State (2/25/21)
Career Same

POINTS

Season 15, at Idaho State (2/27/21)
Career 15, on two occasions

REBOUNDS

Season 10, at Sacramento State (1/23/21)
Career Same

ASSISTS

Season 2, at Idaho State (2/25/21)
Career 2, on two occasions

BLOCKS

Season 3, vs. Eastern Washington (2/20/21)
Career 3, on three occasions

STEALS

Season 1, on six occasions
Career 1, on 13 occasions

FIELD GOALS

Season 5, on two occasions
Career 6, on two occasions

FIELD-GOAL ATTEMPTS

Season 6, at Idaho State (2/27/21)
Career 8, on two occasions

THREE-POINTERS

Season
Career

FREE THROWS

Season 5, on two occasions
Career Same

2020-21 GAME-BY-GAME STATISTICS

Date	Opponent	START	MIN	Overall		3-Pointers		Free-Throws		Rebounds			PF	A	TO	BLK	STL	PTS	AVG
				FG-FGA	PCT	3FG-FGA	PCT	FT-FTA	PCT	OFF	DEF	TOT							
Nov. 28	at USC		3	0-0	.000	0-0	.000	0-0	.000	0	0	0	3	0	1	1	0	0	0.0
Dec. 3	at Southern Utah*		14	2-2	1.000	0-0	.000	1-3	.333	3	3	6	5	0	1	2	0	5	2.5
Dec. 5	at Southern Utah*		9	0-2	.000	0-0	.000	2-2	1.000	0	1	1	2	0	0	0	0	2	2.3
Dec. 8	at Georgia		1	0-0	.000	0-0	.000	0-0	.000	0	0	0	1	0	0	0	0	0	1.8
Dec. 12	vs. Yellowstone Christian		9	1-2	.500	0-0	.000	0-0	.000	1	4	5	2	0	4	0	0	2	1.8
Dec. 16	at Washington			Did Not Play															
Dec. 18	vs. Dickinson State		9	0-0	.000	0-0	.000	1-2	.500	2	1	3	3	0	1	2	1	1	1.7
Dec. 22	at Arizona		1	0-0	.000	0-0	.000	0-0	.000	0	0	0	0	0	0	0	0	0	1.4
Jan. 2	vs. Northern Colorado*		5	0-0	.000	0-0	.000	0-0	.000	0	1	1	3	0	2	0	0	0	1.3
Jan. 4	vs. Northern Colorado*		1	0-0	.000	0-0	.000	0-0	.000	0	0	0	0	0	0	0	0	0	1.1
Jan. 9	vs. Whitworth		3	1-1	1.000	0-0	.000	1-2	.500	1	1	2	0	0	0	0	0	3	1.3
Jan. 14	vs. Northern Arizona*			Did Not Play															
Jan. 16	vs. Northern Arizona*			Did Not Play															
Jan. 21	at Sacramento State*		16	5-5	1.000	0-0	.000	2-2	1.000	2	0	2	5	0	0	1	1	12	2.3
Jan. 23	at Sacramento State*		28	2-5	.400	0-0	.000	0-0	.000	4	6	10	5	0	0	1	0	4	2.4
Feb. 4	at Portland State*	^	9	0-1	.000	0-0	.000	0-0	.000	1	1	2	0	0	0	1	0	0	2.2
Feb. 6	at Portland State*		0+	0-0	.000	0-0	.000	0-0	.000	0	0	0	1	0	0	0	0	0	2.1
Feb. 11	vs. Weber State*		3	0-0	.000	0-0	.000	0-0	.000	0	0	0	1	0	0	1	1	0	1.9
Feb. 13	vs. Weber State*		14	2-2	1.000	0-0	.000	2-2	1.000	2	1	3	4	0	1	0	1	6	2.2
Feb. 18	at Eastern Washington*	^	14	1-2	.500	0-0	.000	0-0	.000	3	0	3	5	0	0	0	0	2	2.2
Feb. 20	vs. Eastern Washington*	^	17	2-4	.500	0-0	.000	3-4	.750	3	1	4	5	0	1	3	0	7	2.4
Feb. 25	at Idaho State*	^	31	2-4	.500	0-0	.000	5-6	.833	1	2	3	5	2	3	2	1	9	2.8
Feb. 27	at Idaho State*	^	25	5-6	.833	0-0	.000	5-6	.833	4	2	6	5	0	1	0	1	15	3.4
March 5	vs. Warner Pacific	^	17	2-2	1.000	0-0	.000	4-4	1.000	1	2	3	4	0	0	1	0	8	3.6
March 6	vs. Warner Pacific	^	18	1-3	.333	0-0	.000	0-0	.000	1	7	8	5	1	0	1	0	2	3.5

ANDERSON'S CAREER STATISTICS

SEASON	GP	GS	MIN	AVG	FG	FGA	PCT	3FG	3FGA	PCT	FT	FTA	PCT	OFF	DEF	TOT	AVG	PF	FO	AST	T/O	BLK	STL	PTS	AVG
2018-19	28	0	239	8.5	27	41	.659	0	0	.000	9	20	.450	10	35	45	1.6	53	2	6	17	5	1	63	2.3
2019-20	31	6	369	11.9	41	74	.554	0	1	.000	20	35	.571	21	36	57	1.8	83	3	8	22	22	6	102	3.3
2020-21	22	7	246	11.2	26	41	.634	0	0	.000	26	33	.788	29	33	62	2.8	64	8	3	15	16	6	78	3.5
TOTAL	81	13	854	10.5	94	156	.603	0	1	.000	55	88	.625	60	104	164	2.0	200	13	17	54	43	13	243	3.0



FREDDY BROWN III

RS-SOPHOMORE | GUARD | 6-2 / 178

SEATTLE, WASHINGTON (NATHAN HALE H.S.)

MINUTES

Season 14, vs. Yellowstone Christian (12/12/20)
Career Same

POINTS

Season 8, vs. Yellowstone Christian (12/12/20)
Career Same

REBOUNDS

Season 2, vs. Yellowstone Christian (12/12/20)
Career 2, on two occasions

ASSISTS

Season 2, vs. Dickinson State (12/18/20)
Career Same

BLOCKS

Season
Career

STEALS

Season
Career

FIELD GOALS

Season 3, vs. Yellowstone Christian (12/12/20)
Career Same

FIELD-GOAL ATTEMPTS

Season 6, vs. Yellowstone Christian (12/12/20)
Career Same

THREE-POINTERS

Season 1, on two occasions
Career 1, on six occasions

FREE THROWS

Season 1, vs. Yellowstone Christian (12/12/20)
Career 3, vs. Idaho (2/7/19)

2020-21 GAME-BY-GAME STATISTICS

Date	Opponent	START	MIN	Overall		3-Pointers		Free-Throws		Rebounds			PF	A	TO	BLK	STL	PTS	AVG
				FG-FGA	PCT	3FG-FGA	PCT	FT-FTA	PCT	OFF	DEF	TOT							
Nov. 28	at USC		0+	0-0	.000	0-0	.000	0-0	.000	0	0	0	0	0	0	0	0	0	0.0
Dec. 3	at Southern Utah*			Did Not Play															
Dec. 5	at Southern Utah*			Did Not Play															
Dec. 8	at Georgia			Did Not Play															
Dec. 12	vs. Yellowstone Christian		14	3-6	.500	1-4	.250	1-2	.500	1	1	2	2	0	2	0	0	8	4.0
Dec. 16	at Washington			Did Not Play															
Dec. 18	vs. Dickinson State		7	1-2	.500	0-1	.000	0-0	.000	0	0	0	0	2	1	0	0	2	3.3
Dec. 22	at Arizona			Did Not Play															
Jan. 2	vs. Northern Colorado*			Did Not Play															
Jan. 4	vs. Northern Colorado*			Did Not Play															
Jan. 9	vs. Whitworth		3	0-0	.000	0-0	.000	0-0	.000	0	0	0	0	0	0	0	0	0	2.5
Jan. 14	vs. Northern Arizona*			Did Not Play															
Jan. 16	vs. Northern Arizona*			Did Not Play															
Jan. 21	at Sacramento State*			Did Not Play															
Jan. 23	at Sacramento State*			Did Not Play															
Feb. 4	at Portland State*			Did Not Play															
Feb. 6	at Portland State*			Did Not Play															
Feb. 11	vs. Weber State*			Did Not Play															
Feb. 13	vs. Weber State*			Did Not Play															
Feb. 18	at Eastern Washington*		2	0-1	.000	0-0	.000	0-0	.000	0	0	0	0	0	0	0	0	0	2.0
Feb. 20	vs. Eastern Washington*		6	0-2	.000	0-1	.000	0-0	.000	0	0	0	0	1	0	0	0	0	1.7
Feb. 25	at Idaho State*			Did Not Play															
Feb. 27	at Idaho State*			Did Not Play															
March 5	vs. Warner Pacific		9	1-2	.500	1-1	1.000	0-0	.000	0	1	1	0	0	0	0	0	3	1.9
March 6	vs. Warner Pacific		4	0-1	.000	0-0	.000	0-0	.000	1	0	1	0	0	0	0	0	0	1.6

BROWN'S CAREER STATISTICS

SEASON	GP	GS	MIN	AVG	FG	FGA	PCT	3FG	3FGA	PCT	FT	FTA	PCT	OFF	DEF	TOT	AVG	PF	FO	AST	T/O	BLK	STL	PTS	AVG
2018-19	15	0	32	2.1	5	13	.385	4	8	.500	3	4	.750	3	2	5	0.3	3	0	1	2	0	0	17	1.1
2019-20	Did Not Play - Redshirt Season																								
2020-21	8	0	45	5.6	5	14	.357	2	7	.286	1	2	.500	2	2	4	0.5	2	0	3	3	0	0	13	1.6
TOTAL	23	0	77	3.3	10	27	.370	6	15	.400	4	6	.667	5	4	9	0.4	5	0	4	5	0	0	30	1.3



DERRICK CARTER-HOLLINGER

SOPHOMORE | FORWARD | 6-5/212

SAN DIEGO, CALIFORNIA (FOOTHILLS CHRISTIAN H.S.)

MINUTES

Season 31, on three occasions
Career 35, at Portland State (1/30/20)

POINTS

Season 14, at Portland State (2/6/21)
Career 20, at Eastern Washington (1/9/20)

REBOUNDS

Season 8, at Portland State (2/4/21)
Career 14, at Eastern Washington (1/9/20)

ASSISTS

Season 3, on two occasions
Career 5, vs. Montana State (2/1/20)

BLOCKS

Season 3, on two occasions
Career 4, on two occasions

STEALS

Season 3, vs. Whitworth (1/9/21)
Career 2, vs. Texas Southern (11/25/19)

FIELD GOALS

Season 4, at Portland State (2/6/21)
Career 9, at Eastern Washington (1/9/20)

FIELD-GOAL ATTEMPTS

Season 6, on five occasions
Career 12, at Eastern Washington (1/9/20)

THREE-POINTERS

Season 1, at Portland State (2/6/21)
Career 2, at Eastern Washington (1/9/20)

FREE THROWS

Season 5, at Portland State (2/6/21)
Career Same

2020-21 GAME-BY-GAME STATISTICS

Date	Opponent	START	MIN	Overall		3-Pointers		Free-Throws		Rebounds			PF	A	TO	BLK	STL	PTS	AVG
				FG-FGA	PCT	3FG-FGA	PCT	FT-FTA	PCT	OFF	DEF	TOT							
Nov. 28	at USC	^	15	1-2	.500	0-0	.000	3-4	.750	0	1	1	4	0	2	0	0	5	5.0
Dec. 3	at Southern Utah*	^	31	1-3	.333	0-1	.000	2-2	1.000	0	3	3	4	3	0	0	0	4	4.5
Dec. 5	at Southern Utah*			Did Not Play															
Dec. 8	at Georgia			Did Not Play															
Dec. 12	vs. Yellowstone Christian			Did Not Play															
Dec. 16	at Washington		10	0-2	.000	0-0	.000	0-0	.000	0	2	2	4	1	0	0	0	0	3.0
Dec. 18	vs. Dickinson State		26	2-6	.333	0-1	.000	2-2	1.000	1	4	5	2	1	3	2	0	6	3.8
Dec. 22	at Arizona		24	0-5	.000	0-1	.000	2-2	1.000	0	2	2	2	1	3	3	0	2	3.4
Jan. 2	vs. Northern Colorado*		20	2-6	.333	0-1	.000	0-0	.000	1	3	4	0	1	2	2	0	4	3.5
Jan. 4	vs. Northern Colorado*		6	0-1	.000	0-0	.000	1-2	.500	0	0	0	0	0	1	1	1	1	3.1
Jan. 9	vs. Whitworth		15	1-3	.333	0-0	.000	1-2	.500	0	3	3	2	3	2	0	3	3	3.1
Jan. 14	vs. Northern Arizona*		7	1-1	1.000	0-0	.000	2-4	.500	0	0	0	1	0	1	0	0	4	3.2
Jan. 16	vs. Northern Arizona*		19	2-3	.667	0-0	.000	0-0	.000	0	3	3	1	0	1	0	0	4	3.3
Jan. 21	at Sacramento State*			Did Not Play															
Jan. 23	at Sacramento State*			Did Not Play															
Feb. 4	at Portland State*		31	3-6	.500	0-0	.000	0-0	.000	1	7	8	0	0	2	3	0	6	3.5
Feb. 6	at Portland State*		31	4-6	.667	1-1	1.000	5-7	.714	0	4	4	4	1	1	0	0	14	4.4
Feb. 11	vs. Weber State*	^	16	1-6	.167	0-0	.000	0-0	.000	2	0	2	4	0	0	1	1	2	4.2
Feb. 13	vs. Weber State*	^	10	0-2	.000	0-0	.000	0-0	.000	0	1	1	3	0	1	0	0	0	3.9
Feb. 18	at Eastern Washington*		15	1-4	.250	0-2	.000	3-3	1.000	1	3	4	2	1	0	0	0	5	4.0
Feb. 20	vs. Eastern Washington*		7	1-4	.250	0-1	.000	0-1	.000	0	1	1	1	0	1	1	0	2	3.9
Feb. 25	at Idaho State*			Did Not Play															
Feb. 27	at Idaho State*			Did Not Play															
March 5	vs. Warner Pacific		13	3-4	.750	0-0	.000	1-1	1.000	1	0	1	1	1	0	0	2	7	4.1
March 6	vs. Warner Pacific		10	0-2	.000	0-1	.000	2-2	1.000	0	1	1	1	1	0	0	0	2	3.9

CARTER-HOLLINGER'S CAREER STATISTICS

SEASON	GP	GS	MIN	AVG	FG	FGA	PCT	3FG	3FGA	PCT	FT	FTA	PCT	OFF	DEF	TOT	AVG	PF	FO	AST	T/O	BLK	STL	PTS	AVG
2019-20	31	17	708	22.8	89	149	.597	9	19	.474	21	33	.636	39	112	151	4.9	94	5	33	36	24	13	208	6.7
2020-21	18	4	306	17.0	23	66	.348	1	9	.111	24	32	.750	7	38	45	2.5	36	0	14	20	13	7	71	3.9
TOTAL	49	21	1014	20.7	112	215	.521	10	28	.357	45	65	.692	46	150	196	4.0	130	5	47	56	37	20	279	5.7