

2020-2021
MONTANA GRIZ BASKETBALL
YEARBOOK





**“THE MOMENT
YOU GIVE UP
IS THE MOMENT
SOMEONE ELSE
WINS.”**

– KOBE BRYANT

First Security Bank proudly celebrates the return of Montana Grizzlies Basketball. We're glad to see you back on the floor. We bank on Griz hoops, no matter what special circumstances are in play. Go Griz.



**First
Security
Bank**

DIVISION OF GLACIER BANK

Here for life®

WE ARE MONTANA



TABLE OF CONTENTS

Team Roster	4	By the Numbers	104-106
Quick Facts.....	5	Record Book	109-117
Athletic Facilities.....	7-15	Award Winners	119-127
University of Montana	17-25	Letter Winners	129-133
Missoula, Montana	27-33	Coaching History	135-138
Season Preview	27-33	Game-By-Game History	141-167
Coaching Staff	47-63	Post Season History	169-173
Student-Athletes	65-85	Hall of Fame.....	175-177
Season Review	87-103	2020-2021 Schedule	178

TEAM ROSTER



0

KYLE OWENS

SO. | G | 6-8/205
CALABASAS, CALIF.
CRESPI CARMELITE H.S.



1

MICHAEL STEADMAN

R-SR. | F | 6-10/215
UNION CITY, CALIF.
SAN JOSE STATE



2

DARIUS HENDERSON

JR. | F | 6-9/220
PASADENA, CALIF.
UMASS LOWELL



3

JOSH VAZQUEZ

SO. | G | 6-3/180
TORRANCE, CALIF.
BISHOP MONTGOMERY H.S.



4

CAMERON SATTERWHITE

R-SR. | G | 6-4/180
VENTURA, CALIF.
NORTHERN ARIZONA



5

ROBBY BEASLEY III

FR. | G | 6-3/190
SAN RAMON, CALIF.
DUBLIN H.S.



10

EDDY EGUN

R-SO. | G | 6-4/204
WOODLAND HILLS, CALIF.
EL CAMINO REAL H.S.



11

CAMERON PARKER

JR. | G | 6-2/170
BEAVERTON, ORE.
SACRED HEART



12

BRANDON WHITNEY

FR. | G | 6-1/178
MISSION HILLS, CALIF.
BISHOP ALEMANY H.S.



13

JOSH BANNAN

FR. | F | 6-9/215
MELBOURNE, AUSTRALIA
UC LAKE GINNINDERRA



23

MACK ANDERSON

JR. | F | 6-9/208
BOZEMAN, MONT.
BOZEMAN H.S.



24

FREDDY BROWN III

R-SO. | G | 6-2/178
SEATTLE, WASH.
NATHAN HALE H.S.



35

DERRICK CARTER-HOLLINGER

SO. | F | 6-5/212
SAN DIEGO, CALIF.
FOOTHILLS CHRISTIAN H.S.



44

HUNTER CLARKE

FR. | G | 6-5/185
KALEEN, AUSTRALIA
UC LAKE GINNINDERRA



TRAVIS DEQUIRE
HEAD COACH
7TH SEASON
MONTANA, 1994



CHRIS COBB
ASSOCIATE HEAD COACH
7TH SEASON
MENLO COLLEGE, 2009



JAY FLORES
ASSISTANT COACH
5TH SEASON
CHICO STATE, 2012



ZACH PAYNE
ASSISTANT COACH
2ND SEASON
WHITWORTH, 2014



ANDERSON CLARKE
GRADUATE MANAGER
3RD SEASON
CONCORDIA IRVINE, 2018



JORDAN GREGORY
GRADUATE MANAGER
2ND SEASON
MONTANA, 2015

GENERAL

NAME OF SCHOOL UNIVERSITY OF MONTANA
ABBREVIATION UM
CITY/ZIP MISSOULA, MT 59812
FOUNDED..... FEB. 17, 1893
ENROLLMENT..... 10,015
NICKNAME GRIZZLIES, GRIZ
SCHOOL COLORS MAROON (PMS 209) & SILVER (PMS 8 C)
ARENA NAME DAHLBERG ARENA (7,322)
AFFILIATION NCAA DIVISION I
CONFERENCE BIG SKY CONFERENCE (INAUGURAL, 1963)
PRESIDENT..... SETH BODNAR
ATHLETICS DIRECTOR KENT HASLAM
ONLINE TICKETS WWW.GRIZTIX.COM
TICKET OFFICE PHONE 1-888-MONTANA

COACHING STAFF

HEAD COACH TRAVIS DECUIRE
ALMA MATER, YEAR MONTANA, 1994
RECORD AT UM..... 127-71, 7TH SEASON
CAREER RECORD..... SAME
BIG SKY CONFERENCE RECORD 85-27
OFFICE PHONE (406) 243-5334
TWITTER..... @COACHDECUIRE
ASSOCIATE HEAD COACH CHRIS COBB
ALMA MATER (YEAR) MENLO COLLEGE, 2009
SEASONS AT UM..... 7TH SEASON
ASSISTANT COACH JAY FLORES
ALMA MATER (YEAR) CHICO STATE, 2012
SEASONS AT UM..... 5TH SEASON
ASSISTANT COACH ZACH PAYNE
ALMA MATER (YEAR) WHITWORTH, 2014
SEASONS AT UM..... 2ND SEASON
GRADUATE MANAGER ANDERSON CLARKE
GRADUATE MANAGER JORDAN GREGORY
PROGRAM COORDINATOR JULIE TONKIN

HISTORY

FIRST YEAR OF BASKETBALL..... 1901-02
ALL-TIME RECORD 1,508-1,251-1 (.547)
ALL-TIME BIG SKY RECORD..... 516-326 (.613)
ALL-TIME HOME RECORD 1,004-411 (.710)
RECORD AT DAHLBERG ARENA (SINCE 1953) 724-250 (.743)
BIG SKY TOURNAMENT TITLES..... 11 (LAST: 2019)
BIG SKY REGULAR-SEASON TITLES..... 12 (LAST: 2019)
BIG SKY RUNNERS-UP 10
NCAA TOURNAMENT BERTHS..... 12
NCAA TOURNAMENT RECORD..... 2-13
LAST NCAA TOURNAMENT BERTH..... 2019
 (1ST ROUND VS. #2 MICHIGAN)
LAST NCAA TOURNAMENT WIN..... 2006 (87-79 VS. #5 NEVADA)
NIT BERTHS 4
LAST NIT BERTH 2015 (1ST ROUND VS. TEXAS A&M)

TEAM INFORMATION

2019-20 OVERALL RECORD: 18-13
 2019-20 BIG SKY RECORD: 14-6
 2019-20 HOME RECORD: 12-3
 2019-20 AWAY RECORD: 6-10
 2019-20 NEUTRAL-SITE RECORD: 0-0
 2019-20 REGULAR SEASON FINISH: 3RD
 2019-20 BIG SKY TOURNAMENT RESULT: N/A
 2019-20 POSTSEASON: N/A
STARTERS RETURNING/LOST: 1/4
LETTERWINNERS RETURNING/LOST: 6/7
NEWCOMERS: 7
 2019-20 STARTS RETURNING: 25.1%
 2019-20 MINUTES RETURNING: 24.5%
 2019-20 POINTS PER GAME RETURNING: 40.0%
 2019-20 REBOUNDS PER GAME RETURNING: 29.9%
 2019-20 ASSISTS PER GAME RETURNING: 39.6%
 2019-20 STEALS PER GAME RETURNING: 38.9%
 2018-19 BLOCKS PER GAME RETURNING: 28.3%

ATHLETICS COMMUNICATIONS

SPORTS INFORMATION DIRECTOR (MBB CONTACT)NIC HALLISEY
CELL PHONE (970) 231-4789
EMAIL ADDRESS NIC.HALLISEY@UMONTANA.EDU
PRESS ROW PHONE (406) 243-4281
MAILING ADDRESS..... 32 CAMPUS DR. (HAC)
 MISSOULA, MT 59812
WEBSITE WWW.GOGRIZ.COM



NIC HALLISEY
 DIRECTOR OF COMMUNICATIONS
 Men's Basketball, Volleyball, Track & Field

Email: nic.hallisey@umontana.edu
 Cell Phone: (970) 231-4789
 Mailing Address:
 32 Campus Drive | Missoula, MT 59812
 Website: www.GoGriz.com
 Press Row Phone: (406) 243-4281

SERVICES: The UM sports information department will provide rosters, releases and updated statistics prior to every game at Dahlberg Arena. Printed box scores will also be available for media during and immediately following the completion of home games. A complete box score will be emailed to media outlets and competing schools after the conclusion of each match.

INTERVIEWS: All player and coach interviews must be made through Nic Hallisey at least one day in advance. Players and coaches are not available prior to games.

PARKING: Parking passes will be issued to media upon request.

PHOTOGRAPHERS: Photographers are limited to the marked areas along sidelines and baselines, in accordance with NCAA guidelines. Photographers will not be allowed in team bench areas or behind the official scorer's table.

PRACTICES: Media is allowed at Griz basketball practice when proper notice has been given. Please contact Nic Hallisey to check practice status (open or closed), as well as time and location.

POSTGAME: Following a cooling-off period, head coach Travis DeCuire and selected UM basketball players will be available to the media. Interviews are to take place on the Dahlberg Arena floor unless otherwise noted. A member of the UM sports information department will be available to assist in arranging postgame interviews as needed.

TWITTER
 @MontanaGrizBB #GrizHoops
 @UMGrizzlies #GoGriz

FACEBOOK
 @MontanaGrizBB
 @UMGrizzlies

INSTAGRAM
 @MontanaGrizBasketball
 @UMGrizzlies

YOUTUBE
 Griz TV



SOME THINGS JUST GO TOGETHER

**Maroon & Silver...
Checking & Savings**

Reaching your financial goals is easier when you manage your money all in one place. Open a checking account and a savings account today!



Stockman Bank

Montana's Brand of Banking

GRIZZLY ATHLETIC

FACILITIES



Griz

WORKING HARDER
DIGGER DEEPER
DETERMINATION
TEAM CHALLENGES INTO
POWERFUL SUCCESSSES
FEARLESS
PROUD
WE FIGHT SHEER
WE UNITE FORCE
WE WIN WILL

DAHLBERG

R E C O R D S

ALL-TIME RECORD AT DAHLBERG ARENA

724-250 (.743)

ALL-TIME HOME RECORD

1,004-411 (.710)

MOST HOME WINS IN A SEASON

18-0 1991-92

LARGEST CROWD

9,540 VS. MONTANA STATE
2/28/1981

HIGHEST SEASON ATTENDANCE

AVERAGE

7,930 1977-78

MOST POINTS BY INDIVIDUAL

42 WAYNE ESTES
UTAH STATE, 1964

42 TYLER HARVEY
EASTERN WASHINGTON, 2015

MOST POINTS BY UM PLAYER

40 M.R. RICHARDSON
VS. MONTANA STATE, 1976

MOST POINTS BY UM

111 VS. IDAHO STATE, 1966

111 ORAL ROBERTS, 1971

ARENA



A state-of-the-art video board was installed inside Dahlberg Arena prior to the 2017-18 season.

DAHLBERG ARENA

First opened in 1953 as the Harry Adams Field House and named after the famed athletics director, head track & field coach, assistant football coach, and three-sport athlete at UM, the field house received a two-year renovation in 1999, opening as the Adams Events Center in 2001.

Along with being the home of the University of Montana athletics department, the Adams Center also hosts regular concerts, with famous acts such as Elton John, Sting, Bob Dylan, James Taylor, Pearl Jam, Luke Bryan and many more. It also hosts university and local high school graduation ceremonies, trade shows and other activities.

Inside the Adams Center is Dahlberg Arena, home to the Griz and Lady Griz basketball teams (capacity of 7,322). The arena is named after former men's basketball coach and player George "Jiggs" Dahlberg. Dahlberg coached at Montana from 1937-38 to 1941-42 and then again from 1944-45 through the 1954-55 season, before becoming the school's athletics director from 1954-70. Jiggs, from Butte, Montana, came to UM as an athlete for the 1922-23 season and earned three varsity letters in both basketball and football. He passed away in September of 1993, just two weeks after he was inducted into the Grizzly Sports Hall of Fame.

Along with an expansion of facilities, concessions and restrooms, theater-style seating has been added to the arena over the past decade. Two new

practice gyms (WAG and EAG) have also been added to the venue, along with a 7,000 square-foot weight room, 4,500 square foot athletics treatment center, an academic center and meeting rooms. Connected to the WAG, home to Montana volleyball with a practice court for basketball, and the EAG, a practice gym for tennis and track & field, is the Hall of Champions, showcasing the university's proud athletics history.

Montana recently replaced its portable sports floor with a new permanent maple sports floor. The 15,000 square-foot floor is a fixed resilient sectional channel system with a plywood panel subfloor and a continuous recessed lineal padding, featuring Nike grind material.

Prior to the 2017-18 season, a state-of-the-art, four-panel video board was installed above midcourt, replacing the center hung and small video board on the north wall, which was added in 2004. Each of the four video panels measure to be 16.38 feet long and 9.45 feet tall, with an LED ring below and a 399.360 pixel display comparable to most NBA arenas.

With support from the university administration and private donors, Montana also unveiled the Champions Center in October 2017. A large component of the facility, is a new strength & conditioning center that features approximately 20,000 square feet of training space, over two levels, to serve all student-athletes from Montana's 15 varsity programs. Also featured is a nutrition/refueling station, plus a brand-new football locker room, meeting rooms and coaches offices. The Champions Center is connected to Washington-Grizzly Stadium, home to Griz football.

The Eric and Blair Sprunk Student-Athlete Academic Center opened next to the Adams Center in the summer of 2015. Inside the Adams Center is Dahlberg Arena, home to Montana basketball.





SUSTAINABLY
NUTRITIOUS
 & undeniably
DELICIOUS

Local Montana dairy farmers are committed to nourishing their communities while fostering a sustainable future.

Learn more at usdairy.com




ATTENDANCE

YEAR	GAMES	ATTENDANCE	AVERAGE
2019-20	15	60,372	4,025
2018-19	14	59,272	4,234
2017-18	14	56,568	4,041
2016-17	13	49,508	3,808
2015-16	14	55,371	3,955
2014-15	17	64,532	3,796
2013-14	14	49,870	3,562
2012-13	16	71,953	4,497
2011-12	18	72,095	4,005
2010-11	14	57,104	4,079
2009-10	16	54,108	3,382
2008-09	15	55,691	3,713
2007-08	13	54,986	4,230
2006-07	16	64,653	4,041
2005-06	14	69,680	4,978
2004-05	14	48,608	3,472
2003-04	14	50,468	3,605
2002-03	14	62,872	4,491
2001-02	13	47,686	3,668
2000-01	15	53,529	3,569
1999-00	16	69,952	4,372
1998-99*	15	27,672	2,306
1997-98	15	66,828	4,455

YEAR	GAMES	ATTENDANCE	AVERAGE
1996-97	16	71,804	4,787
1995-96	16	85,229	5,290
1994-95	16	91,013	5,688
1993-94	16	96,751	6,047
1992-93	16	105,764	6,623
1991-92	18	126,613	7,034
1990-91	18	110,782	6,155
1989-90	17	95,020	5,589
1988-89	17	109,074	6,416
1987-88	16	105,176	6,574
1986-87	17	103,484	6,087
1985-86	14	96,440	6,889
1984-85	18	124,474	6,915
1983-84	16	110,020	6,876
1982-83	18	133,134	7,396
1981-82	15	111,539	7,438
1980-81	12	92,095	7,675
1979-80	14	90,188	6,422
1978-79	13	101,645	7,819
1977-78	15	118,948	7,930
1976-77	13	91,847	7,065
1975-76	14	93,327	6,666

* Home games played in Missoula Sentinel High School gym



**LIFE
SIMPLIFIED™**
Because Adventure Awaits

ORDER ONLINE
MACKENZIERIVERPIZZA.COM

or within the **RIVER REWARDS™** app



Direct Source

from the warehouse to your house



Direct Source was founded in 2008 by Rich Sargent who saw a need in the Missoula area for a full-service kitchen and bath company. We have worked hard to build relationships with builders, remodelers and homeowners from the Flathead to the Bitterroot and from Superior to Drummond. Our projects range from Montana Mountain Homestead to Missoula Modern. No project is too big or too small. With over 80 years of cabinet and design experience among them, our designers are prepared to walk you through every step of your residential or commercial project. Each project is different, and our goal is to provide you with cabinets that best fit your lifestyle. Consider a one-on-one consultation where we design with your wants, needs and budget in mind.

In addition to our design services, recommendations for countertops, hardware, sinks and faucets are available. No detail is overlooked. Designers work closely together with a design; making revisions along the way until completion.

We also come to the site of your project to verify measurements before your order is finalized. Once your order is placed, our designers will continue to assist you by coordinating delivery and installation as needed.

3495 West Broadway, Missoula, MT 59808
directsourcemt.com | 406-728-8099

DAHLBERG ARENA



The University of Montana officially opened the **\$14 million, 51,000 square foot Washington-Grizzly Champions Center** on October 13, 2017, providing Grizzly student-athletes one of the premiere training and locker facilities in the nation. The WGCC houses a state-of-the-art Athletic Performance Center, nutrition/refueling station and five team meeting rooms for the use of all student-athletes. The Champions Center also includes a **7,100 square foot football locker room with 118 lockers, and a professional athlete/coaches locker room.** The WGCC was 100% privately funded with a lead gift of \$7 million from Kevin and Kyle Washington on behalf of the Dennis and Phyllis Washington Foundation.

The men's basketball team will benefit from the use of a brand-new, two-level weight room inside the Champions Center. It measures to be nearly 20,000 square feet.



DAHLBERG ARENA



The above rendering shows Montana's new locker room and lounge area, which will begin construction in April 2021.

OS² OFFICE SOLUTIONS & SERVICES

LOCALLY OWNED - SOLUTIONS FOR EVERY OFFICE!



SHARP
Copiers & Interactive Boards

www.os2inc.com
1020 North Ave W.
Missoula



Office Furniture & Design

Office Products



Proud sponsor of Grizzly Athletics





TASTE THE FEELING®

OFFICIAL FAN
REFRESHMENT OF
GRIZZLY ATHLETICS



**GRAB SOME
REFRESHMENT**

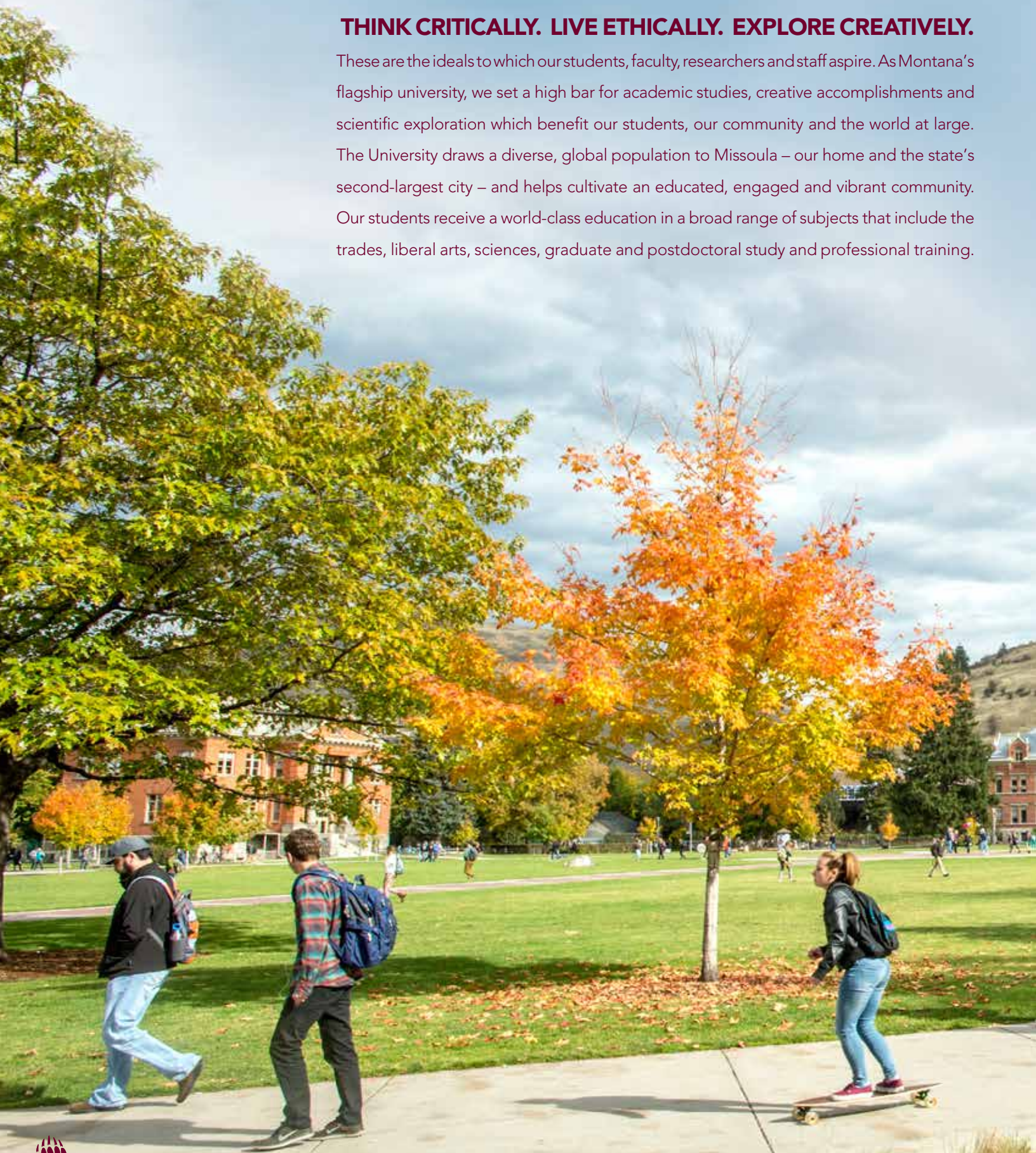
©2020 The Coca-Cola Company.
The GRIZ mark is a registered trademark
of the University of Montana.

UNIVERSITY OF
MONTANA



THINK CRITICALLY. LIVE ETHICALLY. EXPLORE CREATIVELY.

These are the ideals to which our students, faculty, researchers and staff aspire. As Montana's flagship university, we set a high bar for academic studies, creative accomplishments and scientific exploration which benefit our students, our community and the world at large. The University draws a diverse, global population to Missoula – our home and the state's second-largest city – and helps cultivate an educated, engaged and vibrant community. Our students receive a world-class education in a broad range of subjects that include the trades, liberal arts, sciences, graduate and postdoctoral study and professional training.



ENROLLED STUDENTS

11K

AVG. CLASS SIZE

30

STUDENT-TO-FACULTY RATIO

13:1

AVG. HIGH SCHOOL GPA

3.3

The UM campus sits at the base of **Mount Sentinel**, which includes one of the state's most popular hiking trails, and is adjacent to the **Clark Fork River**. The campus occupies **220 walkable acres** with **64 buildings** and a **25,200-seat football stadium**. UM's campus also includes a **golf course, pool, full fitness center, soccer field, softball field, and track**.

DISTANCE FROM CAMPUS

**SNOWBOWL
SKI AREA**

20
minutes

**GLACIER
NATIONAL PARK**

3
hours

**YELLOWSTONE
NATIONAL PARK**

4
hours



**ACADEMIC EXCELLENCE,
WORLD-CLASS RESEARCH
AND EXCITING LEARNING
OPPORTUNITIES IN THE
MIDST OF BREATH-TAKING
MONTANA SCENERY.**

For 125 years, the University of Montana has been “a gem in the crown of the continent” – one of the wildest places in the world. Its character mirrors the character of those who come to UM to teach, learn, grow and thrive. We are passionate, resilient and an embodiment of western spirit. Much awaits you here at our university: enriching learning environments, high-impact research, a vibrant campus community, exhilarating Montana Grizzly intercollegiate athletics and unparalleled natural beauty on a campus situated at the base of our own mountain: Mount Sentinel. A hike to the M will expand your view and add to your understanding of this unique intersection of people, place and community.



WORLD-CLASS LEARNING AND UNDERGRADUATE RESEARCH OPPORTUNITIES AND FACILITIES—UM IS DEDICATED TO PROMOTING UNDERGRADUATE RESEARCH, SCHOLARSHIP AND CREATIVE ACTIVITY IN ALL FIELDS OF STUDY.



Game Day starts & ends at **FINN**

Enjoy some of the best views in town at FINN, located next to the Clark Fork River, walking distance from the University of Montana & downtown Missoula.

Whether it's pre-game brunch, game time apps, or post-game dinner, we have you covered.

FINN



100 MADISON / MISSOULA / (406) 542-4660 / @FINNMISSOULA / FACEBOOK.COM/FINNMISSOULA/



MAJORS BY COLLEGE

COLLEGE OF BUSINESS

Majors

Accounting
Finance
International Business
Management and Entrepreneurship
Management Information Systems
Marketing

Minors

Business Administration

Certificates

Accounting Information Systems
Big Data Analytics
Business
Cybersecurity Management
Digital Marketing
Entertainment Management
Entrepreneurship and New Venture Creation
Sustainable Business Strategy

PHYLLIS J. WASHINGTON COLLEGE OF EDUCATION

Majors

Early Childhood Education
Elementary Education

Minors

Early Childhood Education

Certificates

Teaching and Learning

W.A. FRANKE COLLEGE OF FORESTRY AND CONSERVATION

Majors

Environmental Science and Sustainability
Forestry
Geography
Parks, Tourism and Recreation Management
Wildlife Biology

Minors

Ecological Restoration
Fire Sciences and Management
Geography
Mountain Studies
Wilderness Studies
Wildlife Biology

Certificates

GIS Science and Technologies
Northern Rockies Outdoor Leadership
Water Science and Society

COLLEGE OF HEALTH

Majors

Communicative Sciences and Disorders
Integrative Physiology
Public Health
Social Work

Pre-Professional Programs

Pre-Athletic Training
Pre-Medical Sciences
Pre-Pharmacy
Pre-Physical Therapy
GrizRx Assurance Program

Minors

Gerontology

Certificates

Health Behavior Coaching
Human Services

COLLEGE OF HUMANITIES & SCIENCES

Majors

African American Studies

Anthropology

- Archaeology
- Cultural and Ethnic Diversity
- Forensic and Biological Anthropology
- Linguistics
- Medical Anthropology

Biochemistry

- Health Professions

Biology

- Cellular and Molecular Biology
- Ecology and Organismal Biology
- Field Ecology
- Genetics and Evolution
- Human Biological Sciences
- Natural History
- Teacher Preparation in Biology
- Teacher Preparation in General Biology

Central and Southwest Asian Studies

Chemistry

- Environmental Chemistry
- Forensic Chemistry
- Pharmacology

Classics

- Classical Civilization
- Classical Languages
- Latin option

Communication Studies

- Communication and Human Relationships
- Organizational Communication
- Rhetoric and Public Discourse

Computational Biochemistry

Computer Science

- Algorithm Design
- Data Science
- Software Engineering

Computer Science – Mathematical Sciences

Creative Writing

East Asian Studies

Economics

English

- Creative Writing
- English Teaching
- Linguistics
- Literature and the Environment
- Literature

Environmental Studies

French

Geosciences

- Earth Science Education

German

History

- History Education

History – Political Science

International Field Geosciences

Japanese

Linguistics

Mathematical Sciences

- Applied Mathematics
- Combinatorics and Optimization
- Mathematics Education
- Pure Mathematics
- Statistics

Medical Laboratory Science

Microbiology

Multidisciplinary Studies

Native American Studies

Neuroscience

- Cellular and Molecular Neuroscience
- Cognitive Neuroscience

Philosophy

Physics

- Astronomy
- Computational Physics

Political Science

- American Politics
- International Relations and Comparative Politics
- Public Administration and Public Policy
- Public Law

Pre-Engineering

Pre-Law

Pre-Medical Sciences

Psychology

Russian

Sociology

- Criminology
- Inequality and Social Justice

Spanish

Women's, Gender and Sexuality Studies

World Languages and Cultures

Minors

African American Studies

Anthropology

Arabic Studies

Astronomy

Biochemistry

Biology

Central and Southwest Asian Studies

Chemistry

Chinese

Classical Civilization

Communication Studies

Computer Applications

Computer Science

Computer Science Teaching

Economics

English

Environmental Studies

Ethics

European Studies

French

Geosciences

German

Global Public Health

Greek

History

International Development Studies

Irish Studies

Japanese

Latin

Latin American Studies

Linguistics

Mathematical Sciences

Microbiology

Military Science

Native American Studies

Philosophy

Physics

Political Science

Psychology

Russian Studies

Sociology

South and Southeast Asian Studies

Spanish

Women's, Gender and Sexuality Studies

Certificates

African American Studies

Big Data Analytics

Bioinformatics

Community Agriculture

Computer Programming

Data Visualization

English as a Second Language

Environmental Ethics

Forensic Studies

GIS Science and Technology
Health Communication
Historic Preservation
Indigenous Knowledge and Environmental Sustainability
Innovation
International Development Studies
Language Rejuvenation and Maintenance
Migration Studies
Native American Studies
Natural Resource Conflict Resolution
Philosophy, Politics and Law
Sustainable Agriculture and Food Systems
Water Energy Food Nexus
Women's, Gender and Sexuality Studies
World Competencies

**COLLEGE OF THE
ARTS AND MEDIA**

Majors

Art
Dance
Journalism
Media Arts
• Digital Filmmaking
• Game Design and Interactive Media
Music
• Performance
• Composition
Music Education
Theatre
• Acting
• Design and Technology
• Musical Theatre

Minors

Art History and Criticism
Art Studio
Dance
Dance Education Specialization
Journalism
Media Arts
Music
Theatre
Theatre Education
Certificates
Digital Design
Documentary Film
Sonic Arts
Media Arts

**MISSOULA COLLEGE
Associate of Applied Science**

Accounting Technology
Administrative Management
Diesel Equipment Technology
Food Service Management
General Associates of Arts
Hospitality Management
Information Technology
Management
Medical Assisting
Medical Information Technology
Paralegal Studies
Radiologic Technology
Registered Nursing
Respiratory Care

Sustainable Construction Technology
Surgical Technology
Welding Technology
**Certificate of Applied Science
(one+ year programs)**
Business Media Design
Carpentry
Computer Aided Design
Computer Support
Culinary Arts
Customer Relations
Facilities Management
Heavy Equipment Operation
Hospitality Management
Medical Reception
Precision Machining Technology
Sales and Marketing
Welding Technology
Certificate of Technical Skills
Advanced Medical Imaging
Construction Helper
Construction Management
Cybersecurity
Cybersecurity Management
Electrician Helper
Entrepreneurship
Green Building
Health Information Technology
HVAC
Medical Claims Specialist
Precision Machining



abc FOX Montana

Local News Right Now

**THE MOST LOCAL NEWS
IN WESTERN MONTANA**

EVERY WEEKNIGHT
5:00 6:00 6:30 9:00 10:00

WWW.ABCFOXMONTANA.COM

abc CHANNEL 23.1

FOX CHANNEL 23.2



Sports & Weather Right Now

**THE ONLY 24/7 LOCAL
SPORTS NETWORK IN MONTANA**

WWW.SWXRIGHTNOW.COM

CHANNEL 23.3



YOU NEED TO SEE UM FOR YOURSELF.

Come visit the University of Montana. Spend a day with us.
Tour campus. See what a tomorrow-proof education is all about.

Talk to our students. Visit with our award-winning faculty.

Walk our campus. We offer daily campus visits,
UM Days open houses, group visits and Griz for a Day.

Visit admissions.umt.edu/visit or call (406) 243-6266
for more information about visiting campus.

STAY CONNECTED WITH US!

For questions about the application process, contact the Undergraduate Admissions Office:
admissions.umt.edu (406) 243-6266 BeAGriz@umontana.edu

For questions about financial aid, contact the Financial Aid Office:
umt.edu/finaid (406) 243-5373



Griz

PROUD SUPPORTER OF GRIZZLY SPORTS

100% EMPLOYEE OWNED

TIRE RAMA

More Than Just a Tire Store

COOPER
TIRES

TIRERAMA.COM  



Lynch
Insulation



By ensuring your home has high-performing insulation, you can lower your energy costs, improve the noise level and enjoy more consistent temperatures. Lynch Insulation is Missoula's source for fiberglass insulation, mineral wool, soundproofing and spray foam for commercial and residential structures. We also perform energy assessments using thermal imaging equipment to pinpoint any energy loss issues. We are a family-owned company with the equipment, products and people to deliver the energy-saving insulation solution you seek, on time and within budget.

INFO@LYNCHINSULATION.COM

406-728-6785

LYNCHINSULATION.COM



MISSOULA, MT

MISSOULA

M O N T A N A



MISSOULA, MT

MISSOULA

GARDEN CITY | ZOOTOWN

Ask anyone who's ever been here. They'll tell you. This place is special. People surf on the river that runs through downtown. There's an indoor wooden carousel that operates year round. The city reminds dog owners not to let their pets chase wildlife. The native bull trout are treated like treasured heirlooms. Deer are just as common as squirrels (See: dog/wildlife). The summer farmers markets span downtown. Breweries abound. So do art galleries. And then there are the mountains. They stand majestic, often covered in snow or wildflowers, all around us. With about 70,000 people, Missoula has the sophistication and attractions of a bigger city while keeping its small-town feel and laid-back style. Whatever your thing is – strolling, shopping, festival-going, coffee-drinking, music-listening or theater-going – you will find it in Missoula.



3 RIVERS
CONVERGE IN THE
MISSOULA VALLEY

TEN+ AMAZING
CONCERT VENUES


TOP 5 US CITIES FOR
BIKING
ACCORDING TO **SAVEONENERGY**

MISSOULA

IS THE **SECOND LARGEST**
CITY IN MONTANA WITH OVER

74,000

PEOPLE LIVING HERE.



"Best River Town in America. THE PLACE WHERE PEOPLE WHO CAN CHOOSE TO LIVE ANYWHERE CALL HOME." – OUTSIDE MAGAZINE

Missoula is an outdoor enthusiast's dream. Located in the Northern Rockies of Montana, bordered by seven wilderness areas, five valleys, and sitting at the confluence of three rivers. The outdoor recreational opportunities are limitless. Kayak, raft or tube through downtown Missoula or take a hike in over 60,000 acres of wilderness. Missoula is known for its blue-ribbon trout fishing, made famous by *A River Runs Through It*, and spectacular natural beauty at every turn.

471
bike trails

2,470
running trails

NATIONAL HEADQUARTERS

The Boone & Crockett Club
National Forest Foundation
Rocky Mountain Elk Foundation
Adventure Cycling Association



MISSOULA, MT

39

SKI RUNS

(MONTANA SNOWBOWL)

2,600 feet vertical drop

AVERAGE ANNUAL
SNOW FALL

42"



www.granitepeakwealth.com | 406.541.2100

2615 Connery Way | Missoula, MT 59808

Lewistown, MT
Butte, MT

Cut Bank, MT
Great Falls, MT

Kalispell, MT
Livingston, MT

Ameriprise Financial Services, Inc. Member FINRA and SIPC.

Granite Peak Wealth Advisors

Ameriprise Private Wealth Advisory Practice

PROUD SPONSOR OF *Griz* ATHLETICS



Bradley C. Nordberg, CRPC®
Financial Advisor



Chet T. Morris, ChFC®
Financial Advisor



Josiah E. Nelson, CFP®, CRPC®, APMA®
Financial Advisor



Jeffrey D. Larson, CFP®, CRPC®, APMA®
Financial Advisor



Jared L. Losing, CFP®, CMFC®
Financial Advisor
Franchise Owner



Shay Smithwick-Hann, CFP®, CRPC®
Financial Advisor



Greg Shadow
Financial Advisor



Tina A. Zitzka, CRPC®
Client Service Manager



Stephanie Simkins
Client Service Specialist



Michelle Bryant, CFP®, APMA®
Financial Planning Specialist



Alec Bouchee
Investment Specialist



Rachael Lake
Client Service Coordinator



Maile Losing
Operations Manager

MISSOULA, MT

MISSOULA IS ONE OF THE TOP 100 ADVENTURE TOWNS.

"An eclectic college town and Rocky Mountain retreat: World-class hiking, skiing, biking, and white-water paddling are all within minutes of town."

- NATIONAL GEOGRAPHIC MAGAZINE

MORE THAN

200

LOCALLY OWNED RETAIL, FOOD & BEVERAGE ESTABLISHMENTS IN DOWNTOWN MISSOULA



SPRING
AVG. TEMP.

58

SUMMER
AVG. TEMP.

80

FALL
AVG. TEMP.

60

WINTER
AVG. TEMP.

33

#9

Greatest Place to Live in America

- Outside Magazine, 2014

IWFF

MISSOULA HOSTS THE
**INTERNATIONAL WILDLIFE
FILM FESTIVAL**, THE
WORLD'S LARGEST ANIMAL-
THEMED FILM FESTIVAL




NEW HOTEL IN THE HEART OF IT ALL

The Residence Inn by Marriott® Missoula Downtown is the desired home away from home for all guests wanting to experience the vibrant culture of historic downtown Missoula. With access to the Clark Fork River, onsite restaurants, bars, shops, entertainment, and just a quick walk to the University of Montana, you will love our new all-suites hotel.

Residence INN
BY MARRIOTT

Residence Inn® Missoula Downtown
125 North Pattee Street | Missoula, MT 59802 | 406-542-6252
Marriott.com/MSORI



ParentingMontana.org

PARENTING MONTANA

TOOLS FOR YOUR CHILD'S SUCCESS

TOOLS FOR YOUR CHILD'S SUCCESS

.....

ParentingMontana.org



Brought to you by the Offices of Child Care, SAMHSA, and Montana DPHHS. The views and opinions contained in the publication do not necessarily reflect those of SAMHSA or the U.S. Department of Health and Human Services and should not be construed as such.



SEASON

P R E V I E W

2020-21 MONTANA GRIZ NUMERICAL ROSTER

NO.	NAME	YEAR	POS.	HT.	WT.	EXP.	HOMETOWN (PREVIOUS SCHOOL)
0	Kyle Owens	So.	F	6-8	205	1L	Calabasas, Calif. (Crespi Carmelite H.S.)
1	Michael Steadman	R-Sr.	F	6-10	215	TR	Union City, Calif. (San Jose State / James Logan H.S.)
2	Darius Henderson	Jr.	F	6-9	220	TR	Pasadena, Calif. (UMass Lowell / La Salle H.S.)
3	Josh Vazquez	So.	G	6-3	180	1L	Torrance, Calif. (Bishop Montgomery H.S.)
4	Cameron Satterwhite	R-Sr.	G	6-4	180	TR	Ventura, Calif. (Northern Arizona / Loyola Chicago / Gilbert Christian H.S.)
5	Robby Beasley III	Fr.	G	6-3	190	HS	San Ramon, Calif. (Dublin H.S.)
10	Eddy Egun	R-So.	G	6-4	204	1L	Woodland Hills, Calif. (El Camino Real H.S.)
11	Cameron Parker	Jr.	G	6-2	170	TR	Beaverton, Ore. (Sacred Heart / Tilton School)
12	Brandon Whitney	Fr.	G	6-1	178	HS	Mission Hills, Calif. (Bishop Alemany H.S.)
13	Josh Bannan	Fr.	F	6-9	215	HS	Melbourne, Australia (UC Lake Ginninderra)
23	Mack Anderson	Jr.	F	6-9	208	2L	Bozeman, Mont. (Bozeman H.S.)
24	Freddy Brown III	R-So.	G	6-2	178	1L	Seattle, Wash. (Nathan Hale H.S.)
35	Derrick Carter-Hollinger	So.	F	6-5	212	1L	San Diego, Calif. (Foothills Christian H.S.)
44	Hunter Clarke	Fr.	G	6-5	185	HS	Kaleen, Australia (UC Lake Ginninderra)

2019-20 MONTANA GRIZ ALPHABETICAL ROSTER

NO.	NAME	YEAR	POS.	HT.	WT.	EXP.	HOMETOWN (PREVIOUS SCHOOL)
23	Mack Anderson	Jr.	F	6-9	208	2L	Bozeman, Mont. (Bozeman H.S.)
13	Josh Bannan	Fr.	F	6-9	215	HS	Melbourne, Australia (UC Lake Ginninderra)
5	Robby Beasley III	Fr.	G	6-3	190	HS	San Ramon, Calif. (Dublin H.S.)
24	Freddy Brown III	R-So.	G	6-2	178	1L	Seattle, Wash. (Nathan Hale H.S.)
35	Derrick Carter-Hollinger	So.	F	6-5	212	1L	San Diego, Calif. (Foothills Christian H.S.)
44	Hunter Clarke	Fr.	G	6-5	185	HS	Kaleen, Australia (UC Lake Ginninderra)
10	Eddy Egun	R-So.	G	6-4	204	1L	Woodland Hills, Calif. (El Camino Real H.S.)
2	Darius Henderson	Jr.	F	6-9	220	TR	Pasadena, Calif. (UMass Lowell / La Salle H.S.)
32	Peter Jones	R-Jr.	F	6-8	210	VR	Seattle, Wash. (O'Dea H.S.)
0	Kyle Owens	So.	F	6-8	205	1L	Calabasas, Calif. (Crespi Carmelite H.S.)
11	Cameron Parker	Jr.	G	6-2	170	TR	Beaverton, Ore. (Sacred Heart / Tilton School)
4	Cameron Satterwhite	R-Sr.	G	6-4	180	TR	Ventura, Calif. (Northern Arizona / Loyola Chicago / Gilbert Christian H.S.)
1	Michael Steadman	R-Sr.	F	6-10	215	TR	Union City, Calif. (San Jose State / James Logan H.S.)
3	Josh Vazquez	So.	G	6-3	180	1L	Torrance, Calif. (Bishop Montgomery H.S.)
12	Brandon Whitney	Fr.	G	6-1	178	HS	Mission Hills, Calif. (Bishop Alemany H.S.)

COACHING STAFF

HEAD COACH: **Travis DeCuire**, Seventh Season (Montana, 1994)
 ASSOCIATE HEAD COACH: **Chris Cobb**, Seventh Season (Menlo College, 2009)
 ASSISTANT COACH: **Jay Flores**, Fifth Season (Chico State, 2012)
 ASSISTANT COACH: **Zach Payne, 2nd Season** (Whitworth, '14)
 GRADUATE MANAGER: **Anderson Clarke**, Third Season (Concordia Irvine, 2018)
 GRADUATE MANAGER: **Jordan Gregory**, Second Season (Montana, 2015)

PRONUNCIATION GUIDE

Josh Bannan **ban-in**
 Derrick Carter-Hollinger **haul-in-jer**
 Hunter Clarke **clark**
 Eddy Egun **ee-gun**
 Darius Henderson **dare-ee-is**
 Josh Vazquez **vaz-kez**
 Travis DeCuire **duh-CURE**
 Jay Flores **floor-es**

STARTERS RETURNING (1)

NO.	NAME	GP/GS	MPG	PPG	RPG	AST	BLK	STL	FG%	3FG%	FT%
35	Derrick Carter-Hollinger	31/17	22.8	6.7	4.9	33	24	13	.597	.474T	.636

OTHER PLAYERS RETURNING (5)

NO.	NAME	GP/GS	MPG	PPG	RPG	AST	BLK	STL	FG%	3FG%	FT%
0	Kyle Owens	31/9	15.5	4.6	2.3	7	3	8	.471	.303	.725
3	Josh Vazquez	31/14	26.2	5.1	2.3	54	7	39	.349	.355	.875
10	Eddy Egun	28/0	7.8	2.0	1.9	9	4	5	.302	.346	.667
23	Mack Anderson	31/6	11.9	3.3	1.8	8	22	6	.554	.000	.571
24	Freddy Brown III										

Redshirted in 2019-20

NEWCOMERS (8)

NO.	NAME	YEAR	POS.	NOTES
1	Michael Steadman	R-Sr.	F	All-Big Sky Preseason team; averaged 13.2 ppg, 8.5 rpg in 2018-19 at San Jose State
2	Darius Henderson	Jr.	F	Started 31 contests in two seasons at UMass Lowell, averaging 4.6 ppg and 2.5 rpg
4	Cameron Satterwhite	R-Sr.	G	Averaged 9.0 ppg in 2019-20 at Northern Arizona; part of Loyola Chicago's 2018 Final Four run
5	Robby Beasley III	Fr.	G	3-star recruit; averaged 17.7 ppg, 3.4 rpg and 2.7 apg in three seasons at Dublin H.S.
11	Cameron Parker	Jr.	G	Averaged 7.2 apg in two seasons at Sacred Heart; set NCAA single-game assists record (24)
12	Brandon Whitney	Fr.	G	Three-time Mission League MVP; averaged 26.0 ppg, 6.0 apg and 3.0 spg during senior season
13	Josh Bannan	Fr.	F	Part of NLB1's Centre of Excellence and NBA Global Academy; won U20 gold medal at Australian Championships
44	Hunter Clarke	Fr.	G	Part of NLB1's Centre of Excellence and NBA Global Academy; competed at 2018 U17 World Cup

STARTERS LOST (4)

NO.	NAME	GP/GS	MPG	PPG	RPG	AST	BLK	STL	FG%	3FG%	FT%
1	Timmy Falls	31/27	29.6	6.6	2.3	87	12	39	.416	.383	.659
2	Kendal Manuel	31/31	36.1	15.1	3.5	59	4	27	.431	.360	.905
4	Sayeed Pridgett	31/31	36.2	19.8	7.2	120	16	46	.511	.245	.687
33	Jared Samuelson	27/20	17.2	8.1	2.9	9	9	12	.555	.463	.773

OTHER PLAYERS LOST (4)

NO.	NAME	GP/GS	MPG	PPG	RPG	AST	BLK	STL	FG%	3FG%	FT%
5	Naseem Gaskin										
13	Jett Briceno										
22	Yagizhan Selcuk	11/0	5.4	2.5	1.1	1	0	0	.423	---	.455
32	Peter Jones	3/0	1.3	0.0	0.7	0	0	0	.000	---	---



A year ago prior to his team's first preseason practice, head coach Travis DeCuire emphasized the word *patience*. It was something DeCuire was learning he would have to become good at, after graduating a class of veteran seniors who had become player-coaches as much as they were traditional student-athletes.

If only DeCuire knew then that last year's comment would be a precursor for what was to come during a wild offseason and an upcoming 2020-21 basketball season that will look unlike any before.

A SEASON UNLIKE ANY OTHER

It's not hyperbolic to say that no member of the Griz roster or coaching staff has ever seen anything like the last several months, and likely, what's still to come in the months ahead. Plenty has changed since Montana's chase for a Big Sky Conference three-peat came to an abrupt halt in mid-March in Boise, Idaho, due to COVID-19.

For one, face masks are now a necessity when leaving one's house or entering Dahlberg Arena. The student-athletes have gaiter-style masks that they wear around their necks while on the court, and are required to fully wear when on the sidelines or in between drills; the coaching staff can be seen wearing a mask at all times.

After months of uncertainty if there would even be a 2020-21 basketball season, the answer now seems to be that yes, there will be. What that will look like? It's still to be determined.

"The question I get asked on a daily basis is if there will be a season," DeCuire said. "The answer is now yes, and the answer is also I don't know. Will the season start? Yes, I think it will. Will there be a completion to the season? That part is still up in the air."

The simple part – the 'yes' – is due to the fact that there are dates on the calendar. The NCAA in September pushed back the start date several weeks, in hopes that the country would have a better grasp of the coronavirus pandemic and to allow students at most universities to depart campus for winter break. Scheduling non-conference games was a work in progress, with Montana's schedule not being released until the week leading up to its first game. But there are now games to prepare for.

The 'I don't know' part is more complex. As sports fans have seen this fall in the college football circles, postponements and full-on cancellations are common. In basketball, where games are played several times per week, one positive case could wipe out several weeks of competition.

"A lot of times we may not know for sure if a game will be played until the ball is tipped," DeCuire said. "We have to be ready for anything and everything."

DeCuire's biggest question remains with contact tracing.

"If one guy pops positive, we all could be shut down for 14 days," he said.

Going two full weeks without any training or physical activity makes it nearly impossible to jump back in right away and play games, meaning it's not unreasonable to suggest that a team might be shut down for an additional week, just to work back its stamina.

"Unless there are protocols in place that allow us to continue to push through, while still keeping the student-athletes healthy, one positive case could essentially end a season.

"I won't feel great about where we're at until we're in Boise and we're playing in the conference tournament."

PATIENCE WILL BE KEY

Coaches are creatures of habit, so a pandemic isn't ideal. They're also planners. While most people live week-to-week, if not by the day, coaches are often looking months, if not years in advance. That's how they're forced to operate in the business, especially when it comes to recruiting and scheduling.

Not so fast. By the time official practices began in mid-October, DeCuire estimates that he would have already written up practice plans for all 30 of his team's NCAA-allotted practices. Before the Grizzlies even stepped on the court for that first practice, he had already ripped up half of them and started over.

"Everything's day-to-day right now," DeCuire said. "Nothing is normal or concrete. Our ability to be flexible is going to be important, and probably our biggest challenge."

Like student-athletes across the country, Montana has been affected by COVID-19. Even if the Griz student-athletes are taking care of themselves, even being around someone who tests positive can force a full shutdown.

"We have to be prepared to stop and start, stop and start," the seventh-year head coach said, noting that he has canceled more practices than ever before, either due to COVID-19 precautions, injuries or a simple need for rest due to lack of conditioning leading up to the season. "We've already been affected by that, and there's no working around it."

A DIFFERENT-LOOKING ROSTER

Fans will need to brush up on the roster this fall, as a lot has changed. Gone are four key pieces from last year's team, including All-Big Sky players Sayeed Pridgett and Kendal Manuel. Pridgett was a two-time first-team selection who finished his career ranked fourth in school history for scoring.

Returning is just one upperclassman: Mack Anderson, a junior from Bozeman, who averaged 11.9 minutes, 3.3 points and 1.8 rebounds per game a season ago.

The following bullets show how much has changed:

- Montana is one of 23 teams across the entire country that brings back five or fewer letterwinners from last year's roster.
- Montana is one of 23 teams nationally with nine or more underclassmen (freshmen or sophomores) on its roster.
- Montana is one of 22 teams nationally with eight or more newcomers, or players on roster who have yet to play for the program.
- Montana has only two seniors, neither who has played a game for the Griz

DESPITE LITTLE RETURNING, THERE'S STILL PLENTY OF OPTIMISM

So why be optimistic about the group, despite all that's been lost? Well for one, Montana has a strong track record of being good, even when the cards are stacked against it. Think back to 2014-15 and DeCuire's first season. The Griz were picked to finish eighth in

the conference; they ended up winning a regular-season title. Or the 2017-18 season, when Montana had just one senior and was coming off of a .500 season, only to run through the conference and win regular-season and tournament championships. Even last year, after graduating a group that had the best two-year stretch in school history, Montana was in position to win again going into the final week of the season.


The truth is, whether Montana is the unanimous favorite or a heavy underdog in the midst of a rebuild, the Griz show up year in and year out. It's why they've played in the NCAA tournament five times in the past decade and have advanced to the conference championship game in all but one season under DeCuire.

UNDERCLASSMEN RETURNING

Mack Anderson, Freddy Brown III and Eddy Egun are Montana's longest-tenured players. Those are the only three players who were part of Montana's 2019 championship team, despite that championship coming just a season ago.

Egun was a redshirt that season, before averaging 7.8 minutes across 28 game a season ago. Brown played as a true freshman in 2018-19, seeing 32 minutes across 15 games, before redshirting last year. Anderson, Montana's lone player from the Treasure State, has the most returning experience, playing in 59 games over the past two seasons, averaging 11.9 minutes per game last year.

Despite little returning, Montana does have some key returnees. Anderson started six games last season, ranked second on the team for blocked shots and would have led the Big Sky with his .660 conference shooting percentage, if he took enough shots to



SEASON PREVIEW

qualify. Then there's the sophomore class. The trio of Derrick Carter-Hollinger, Kyle Owens and Josh Vazquez combined to start a school-record 40 games as true freshmen, playing three valuable roles. Carter-Hollinger shot .597 from the floor and was named the league's Freshman of the Year; Owens was big on both ends, averaging 4.6 points and 2.3 rebounds per game, and scoring in double figures five times; Vazquez ranked sixth in Big Sky play with 1.6 steals per game and ranked second on the team for 3-pointers.

TAKING ADVANTAGE OF THE TRANSFER PORTAL

While Montana returns little from last year, the team isn't as young as it seems. Part of that is the experience that last year's freshman class brings. Even more, it's because of four transfers who were not on the court last year, but will be able to play this year – and who have Division-I game experience, to boot.

The biggest name is Michael Steadman, Montana's 6-10 forward from San Jose State, who in November was named to the All-Big Sky preseason team, despite never stepping foot on the court in a Big Sky game.

Steadman redshirted last season, per NCAA transfer rules, and took advantage of the year. In addition to his skill development on the court, Steadman took his health and nutrition more seriously, most notably shedding 35 pounds. Crediting better sleep, weight training and now cooking his own meals six nights per week instead of eating out, Steadman feels quicker, his knees hurt less and he feels more apt to play in DeCuire's system.



In his one season at San Jose State, Steadman was a force, leading the Spartans for scoring (13.2 points per game) and rebounding (8.5 per game) and ranking third in the Mountain West for shooting (.483).

"He's really changed his body and has learned how to score on a high percentage of his touches," DeCuire said of Steadman. "He's grown in terms of how to play the game when the ball isn't in his hands.

"He very easily could be in the Pac-12 right now," DeCuire continued.

"But the most important thing to him was to become the best basketball player he could become, and we identified some areas that could help him do that if he focused on the right things. The fact that we identified some areas of improvement, and showed him how we could help him improve, helped us separate from some of the other opportunities that were out there."

The Grizzlies knew they'd have Steadman, but they wanted more, so in the offseason, despite not being able to have recruits visit campus, they signed two Division-I transfers.

Cameron Satterwhite, like Steadman, is a graduate transfer who has one year of immediate eligibility. The coaching staff was drawn to him for two main reasons: First, he knows the league, having played two years for Northern Arizona. Second, he has NCAA tournament experience, being part of Loyola Chicago's historic run to the Final Four in 2018. Last year for NAU, Satterwhite averaged 9.0 points per game on .427 shooting, ranking third on the team with 30 3-pointers. Cameron Parker will be a junior after beginning his career at Sacred Heart. After a debut season that earned him NEC All-Rookie Team honors, Parker averaged 10.2 points and 0.9 steals per game as a sophomore, in addition to a 7.8 assists-per-game average that would have ranked fourth nationally had he not missed the final two months of the season due to injury. In December, he dished out an NCAA single-game record 24 assists.

Also in the mix is Darius Henderson, a midyear transfer from UMass Lowell, who will be eligible to play in the early weeks of the season. In parts of two seasons, Henderson played in 40 games – earning 31 starts – and averaged 5.1 points and 2.6 rebounds per game.

"These guys are bigger than most think," DeCuire said. "You can't replace playing time, you can't replace experience, and these guys have it. It's huge to have guys who are confident and who have been part of big-time Division-I basketball, which is why we went out and got them."

ONCE AGAIN RELYING ON FRESHMEN

Montana had a four-person signing class last November, bringing in California natives Robby Beasley (6-3 guard from Dublin) and Brandon Whitney (6-1 guard from Mission Hills) and Australians Josh Bannan (6-9 forward from Victoria) and Hunter Clarke (6-5 guard from Kaleen). With several spots to fill, expect to see several of them receiving playing time early on.

"They're well coached," DeCuire said of the freshman class. "They have done as good a job as anyone has of picking up information and

adjusting to it. They make adjustments that allow them to compete for roles, which is what we expect when we bring guys like them in.”

DeCuire has never been shy about playing freshmen. In fact, in his six seasons in Missoula, every player who has played as a true freshman and has stayed in Missoula for four years, has found his name in the record books. The list includes Fabijan Krslovic, DeCuire’s first commit who played in all 132 games during his four seasons, earning 116 starts. It also includes Michael Oguine, who was the 2018 Big Sky Defensive Player of the Year and Big Sky Championship MVP, and finished his career ranked in the top 10 for career scoring, steals and games started. His teammate, Bobby Moorehead, became known as a lockdown defender who made 168 3-pointers and set a school record for career games played. Last year, Sayeed Pridgett graduated as a two-time All-Big Sky first-team selection who became the first Grizzly in nearly 40 seasons to eclipse 1,670 career points. That list doesn’t even include last year’s freshman class, which is well on its way to making its mark as well.

The point is, if you can contribute as a true freshman, you’ll get your chance, especially this season.

“We’ve always made sure they’ve known it’s out there for them, but that they have to earn it,” DeCuire said. “But without question, these guys want to play. When recruiting, I’ll mention a guy like Fab and compare them to someone, maybe in their hometown, who they can



identify with, who maybe didn’t get on the floor right away, or maybe didn’t win. When you paint those two pictures, they’re going to choose the University of Montana every time, because no one wants to not be on the floor, unless maybe it’s in a winning situation.”

COMPETITION WILL BE AT A PREMIUM

Four players started 20 or more games in 2019-20. None of them are back, meaning there are several spots up for grabs. Rather than it be a concern, though, DeCuire is excited about the fluidity, because it increases the level of competition on a day-to-day basis.

“Right now, all of the jobs are open for competition, all five jobs are available,” DeCuire said. “It’s creating a highly competitive environment and it’ll be interesting to see how the chips fall.”

DEPTH WILL BE TESTED LIKE NEVER BEFORE

DeCuire has never been known to play a deep lineup. By the middle of most seasons, his rotation has generally been whittled down to seven or eight players. In fact, over the past three seasons, Montana has never had more than eight players average more than 10 minutes per game.

That could change this year, and it may be out of DeCuire’s control.

“This season is going to be different,” DeCuire said. “Teams can’t rely on just a few players. The team with the most depth, and the teams who handle COVID protocols the best, will be the ones who will have the most success.”

Depth will be a necessity, especially if COVID-19 restricts a student-athlete from playing on a given night.

“Be ready for guys with limited roles to look up and find themselves playing competitive minutes when they least expect it,” DeCuire said. “This is one of those years where you will have to have all 15 guys prepared to play. Even if they go five, six, seven games without playing, they might look up one night and we need them.”

DeCuire believes the depth plays to Montana’s advantage. Even if he generally doesn’t use a long lineup, he feels like he has the pieces to do so this year. Even more, he likes his team’s versatility.

“I think we can be a pretty deep team in terms of talent, and I think we can be a deep team in terms of versatility,” he said. “We have a lot of guys who can play a lot of different positions, and can go with a lot of different lineups.”

In addition to the need for more bodies, there will likely be fewer restrictions. The NCAA announced in October that the 2020-21 season will not count against a player’s eligibility, meaning, in theory, everyone could return next year in the same class they enter this year at. Because there are no restrictions, there is less of a need to redshirt players.

RUNNING THE POINT

If one thing is for sure, it’s that DeCuire knows how to coach and develop guards. It’s what he was when he set Montana’s all-time

SEASON PREVIEW


record for career assists, a mark he still holds nearly 30 years later. In recent years, Montana has become guard heavy, including 2019 graduates Michael Oguine and Ahmaad Rorie, who both rank in the top eight for career scoring.

Montana still will be guard heavy in 2020-21, but it may also have the benefit of having true point guards. A season ago, four different players ran the point at times. It showed the Grizzlies' ability to be versatile, but also was a bit unusual when Pridgett, who could play four different spots, was, at times, bringing the ball up the court.

This year, Montana has a depth of pure point guards. Josh Vazquez, who ran the point at times last year, is a sophomore and will have the ability to do so again. He ranked fourth on the team for assists and had just five games with a negative assist-to-turnover ratio over the final 21 games of the season. There's also Whitney, who averaged 26.0 points and 6.0 assists per game as a senior at Bishop Alemany High School outside of Los Angeles. Montana also added Parker to the mix in the offseason, who has Division-I experience and holds an NCAA assists record previously held by Trae Young.

POST PLAY

From Krslovic to Jamar Akoh, Montana has had some big forwards in recent memory, but probably hasn't had a true post threat since Martin Breunig in 2015. That could change this year.



In addition to Anderson taking on an expanded role, Montana has Steadman, one of the league's top players, and Bannan, who has competed at the NBA Global Academy and the NBL1, a semi-professional Australian league that is on par with the NBA G-League and features some G-League players.

Montana has five players listed at 6-8 or taller, giving them the ability to work inside or outside on offense.

MAKING ADJUSTMENTS ON THE FLY

Montana has 24 dates on its schedule, but DeCuire will flat out say right now those 24 dates will not hold. Given the circumstances there are bound to be postponements, cancellations or even the scheduling of new games.

He fully expects to miss Big Sky games due to COVID-19 – either because he can't field a team or Montana's opponent can't. That is a given. And with teams playing 20 league games in a tight window, there's little room to reschedule canceled games.

DeCuire knows this and has accepted it. His focus is to allow his team to play as many games as safely possible.

"We need games, and we need competition," DeCuire said. "How will we do that? What will that look like? I'm not sure, but we're open to anything."

So, in theory, if one week Montana's opponent can't play, is it possible that the Grizzlies could try and schedule a different game that week?

"We're open to anything," he said. "Absolutely."

What will play out over the course of the season is uncertain, but the Grizzlies know they have four non-conference road games on the schedule, in addition to 20 league contests.

The Grizzlies will once again challenge themselves in non-conference, traveling to three Pac-12 and one SEC schools: USC (Nov. 28), Georgia (Dec. 8), Washington (Dec. 16) and Arizona (Dec. 22).

"We got to a point where we decided to play the guarantee games that we could get and start there," DeCuire said. "We've got four games. We're moving forward and starting to prepare for those, and if the right thing presents itself, we'll figure that out."

Scheduling during the COVID-19 pandemic became harder than ever before, despite scheduling fewer games. There was uncertainty of if there would be a season, teams were unsure if non-conference would happen, teams still are unsure how testing protocols will work, plus it has made it harder to get teams to come to Missoula.

During conference play, the Grizzlies will play 20 league games, but in a non-traditional format. Montana will still play each team twice, but instead of facing off several weeks apart will now play back-to-back, mostly in the same location. Because of this, it will likely alter teams' strategies and preparation.

"I'm intrigued to see who's better at making changes and adjustments on one day of preparation, without overworking guys,"

DeCuire said. "There are some coaches who I think are really good at making adjustments, who might have some tricks up their sleeves. We've always made changes from Game 1 to Game 2, but we'll now be doing it in a shorter period of time."

The Grizzlies are set to host Northern Colorado (Dec. 31 and Jan. 2), Northern Arizona (Jan. 14 and 16), Montana State (Jan. 28), Weber State (Feb. 11 and 13), Eastern Washington (Feb. 20) and Idaho (March 4 and 6). On the road, the Grizzlies will face Southern Utah (Dec. 3 and 5), Sacramento State (Jan. 21 and 23), Montana State (Jan. 30), Portland State (Feb. 4 and 6), Eastern Washington (Feb. 18), and Idaho State (Feb. 23 and 25).

ONCE AGAIN NEAR THE TOP

As a sign of respect for what Montana has done on an annual basis, the league's coaches and media picked the Grizzlies to finish second in the Big Sky Conference preseason poll, despite so many unknowns.

"We're grateful to be in this situation," DeCuire said. "I like it, but I don't like it, too, because sometimes your student-athletes read those articles and think it's just going to happen. We have to become a top-two team, and we have a lot of work to be that."

Eastern Washington was the preseason favorite in both polls, which DeCuire agreed with. The Eagles are the defending regular-season champions and have played Montana in the past two conference tournament finals. They return preseason all-conference members Kim Aiken Jr. and Jacob Davison, the preseason MVP.

"Eastern returns the most talent and they won a championship, so they deserve to be the favorites," DeCuire said. "They've done a phenomenal job of recruiting players and finding guys who fit their style."



After the Eagles, the race is unpredictable.

Joining Montana near the top is Weber State and Northern Colorado, who were each picked third in a poll. Like Montana, the Wildcats have plenty of turnover and Division-I transfers. Northern Colorado has a new head coach, but a strong foundation of success. Portland State is also in the mix, running a unique style that could play to its advantage in a season with short turnarounds.

"If Weber State can get its players to mesh and get its old chemistry they've had in the past, they'll be dangerous," DeCuire said. "One would assume Northern Colorado would carry over what they have been doing, even with a new coach. Portland State's style of play is different from everyone else's, and with really good athletes and a ton of confidence, they could have an advantage in a short-turnaround season.

Even still, every year it seems, someone rises from the middle or bottom of the pack as a dark horse.

"The reality is, every year someone you don't talk about jumps in, so I'm not leaving anyone out," DeCuire said. "Without a doubt, there will be chaos and it will be unpredictable."

LOFTY, BUT UNCERTAIN, EXPECTATIONS

The expectation every year is to compete for a conference championship. It's the territory that comes with playing for Montana, which has done so more times in the past decade than not. DeCuire cautions those overly optimistic, though, that his team has a lot of work to do.

The team's tradition is a lot of what got his younger players to buy in to the program, but that group hasn't been part of the success – yet.

"We have to recreate our culture of winning, on and off the floor," he said. "We have so many faces that we really don't have any guys in the room who can say, 'This is how we did it, and it works.' We have to recreate a level of trust, a level of confidence.

"So at this point, I don't have big expectations. I do believe, and I am confident that we will get there. The question is how long? Will it be in the next 30 days? 90 days? A full season?"

Take the uncertainty of Montana's 2020-21 roster and add in the uncertainty of everything from the past several months and it leaves even more uncertainty.

"It feels like watching the presidential race," DeCuire said. "You may expect something, you may think something will happen, you may want something to happen, but it doesn't mean it will. It doesn't take much to throw things off. So we'll just keep trusting the process and managing the day-to-day.

"Which becomes harder because right now it's all day-to-day."

We're keeping Montana picture-perfect.



NorthWestern Energy has invested more than \$1 billion in providing 60 percent of Montana's energy through renewable resources like wind and water. This major investment is part of our ongoing commitment to responsibly power our homes and businesses, protect our environment, and keep our state beautiful now and for future generations.

NorthWestern
Energy
Delivering a Bright Future

BIG SKY CONFERENCE PRESEASON POLL

COACHES' POLL

PLACE	TEAM	POINTS
1.	Eastern Washington	99 (9)
2.	Montana	86 (1)
3.	Weber State	73
4.	Portland State	67 (1)
5.	Northern Colorado	65
6.	Montana State	60
7.	Southern Utah	56
8.	Northern Arizona	34
9.	Sacramento State	31
10.	Idaho State	24
11.	Idaho	10

MEDIA POLL

PLACE	TEAM	POINTS
1.	Eastern Washington	304 (24)
2.	Montana	250 (2)
3.	Northern Colorado	222 (2)
4.	Montana State	200
5.	Weber State	183
6.	Southern Utah	173
7.	Portland State	147
8.	Northern Arizona	143
9.	Sacramento State	93
10.	Idaho State	86
11.	Idaho	50

ALL-CONFERENCE TEAM

PLAYER	YEAR	POS.	SCHOOL
*Jacob Davison (MVP)	G	R-Senior	EWU
Kim Aiken Jr.	G/F	R-Junior	EWU
Bodie Hume	G	Junior	UNC
Jubrile Belo	F	Junior	MSU
Cameron Shelton	G	Junior	UNA
Michael Steadman	F	R-Senior	UM

**Unanimous Preseason All-Conference Selection*

2019-20 BIG SKY CONFERENCE STANDINGS

SCHOOL	CONF	PCT	OVERALL	PCT	HOME	AWAY	NEUTRAL	STREAK
Eastern Washington	16-4	0.800	23-8	0.742	13-2	10-6	0-0	W7
Northern Colorado	15-5	0.750	22-9	0.710	11-3	9-5	2-1	W2
Montana	14-6	0.700	18-13	0.581	12-3	6-10	0-0	L2
Portland State	12-8	0.600	18-14	0.563	11-3	6-11	1-0	W6
Northern Arizona	10-10	0.500	16-14	0.533	10-5	6-8	0-1	L3
Montana State	10-10	0.500	16-15	0.516	9-5	5-10	2-0	L1
Southern Utah	9-11	0.450	17-15	0.531	9-5	6-10	2-0	W2
Sacramento State	8-12	0.400	16-14	0.533	10-4	4-10	2-0	W1
Weber State	8-12	0.400	12-20	0.375	8-6	4-9	0-5	L2
Idaho State	4-16	0.200	8-22	0.267	4-9	3-13	1-0	W1
Idaho	4-16	0.200	8-24	0.250	5-10	2-12	1-2	L1

**JONES
JBROS
TRUCKING**

*Pulling for
Griz Nation
Since 1985*

JONESBROTHERSTRUCKING.COM // 6681 COMMERCIAL LANE, MISSOULA, MT 59808



Proud Partner of your Montana Grizzlies. Go Griz!

Covering What Matters Most

6574 U.S. Highway 10 W, Missoula, MT 59808

WWW.EPICSTEELCORP.COM

COACHES

AND SUPPORT STAFF

TRAVIS



DECUIRE



Travis DeCuire continues to rewrite Montana's record books as he enters his seventh season as head coach in 2020-21. During his first six seasons, the former Griz player has led Montana to four postseason appearances and 20-win seasons, including back-to-back Big Sky Conference regular-season championships, Big Sky tournament titles and NCAA tournament appearances.

Among a string of prominent Montana coaches – including George Dahlberg, Jud Heathcote, Larry Krystkowiak, Mike Montgomery, Stew Morrill, Blaine Taylor and Wayne Tinkle – DeCuire is the best in many ways.

DeCuire (pronounced: duh-CURE) has won 127 games as head coach of the Grizzlies, more than any Montana coach through his first six seasons. He is also the only Griz coach to lead Montana to three Big Sky Conference regular-season championships during their career.

On a conference level, he is the fastest Big Sky coach ever to win 50 league games, needing just 69 games to do so, and his current .759 winning percentage ranks third in league history and first among those who have coached more than three seasons. Overall, only two Big Sky coaches have ever averaged more than DeCuire's 21.2 wins per season, and both coached three or fewer seasons.

In five full seasons – excluding the 2019-20 campaign that was shortened due to COVID-19 – Montana has played in the Big Sky tournament championship game four times, and the team's 52 wins from 2017-18 to 2018-19 are the most ever over a two-year stretch.

Off the court, DeCuire proudly boasts a 100-percent graduation rate, in addition to earning the NABC Team Academic Award in 2016, 2017 and 2020.

In 2018-19, Montana won 26 games, tied for the third-most in school history. During non-conference play, the Grizzlies beat a pair of NCAA tournament teams in Georgia State and North Dakota State, and snapped South Dakota State's nation-leading 26-game home winning streak. After beginning Big Sky Conference play just 3-2, Montana won 16 of its next 18 games to repeat as Big Sky Conference regular-season and tournament champions.

Montana was one of 20 schools nationally to rank in the top 100 for both scoring offense and defense, and was incredibly efficient, making 49.2 percent of its shots (10th in the nation), including 37.6 percent from beyond the arc (38th).

DeCuire was tabbed as coach of the year by the Big Sky Conference and NABC (District 6) in 2018, and it's easy to see why. The 2017-18 season was historic on many levels, with the Griz winning 26 games, and like 2018-19, winning Big Sky Conference regular-season and tournament titles and advancing to the NCAA tournament. The team's record included a perfect 14-0 mark on its home court.

TRAVIS DECUIRE

HEAD COACH

7TH SEASON | MONTANA, 1994

PERSONAL

Hometown: Seattle, Wash.

Wife: Sabrina

Daughters: Brianna, Tamia

Twitter: @CoachDeCuire

Education: Montana, 1994

Degree: B.S. in Business Marketing

COACHING CAPSULE

Years	School	Position
2014-Pres.	Montana	Head Coach
2012-14	California	Associate Head Coach
2008-12	California	Assistant Coach
2003-08	Old Dominion	Assistant Coach
2001-03	Green River C.C.	Head Coach

HEAD COACHING CAPSULE

Year	Overall	BSC	Place	Postseason
2014-15	20-13	14-4	1st	NIT
2015-16	21-12	14-4	2nd	CBI
2016-17	16-16	11-7	5th	BSC Tour.
2017-18	26-8	16-2	1st	NCAA
2018-19	26-9	16-4	1st	NCAA
2019-20	18-13	14-6	3rd	N/A (COVID-19)
TOTALS	127-71	85-27		

COACHING STAFF

The Grizzlies got off to a strong start, posting their first winning non-conference record in six seasons, including a signature victory at Pitt of the ACC. Montana then won its first 13 Big Sky games, the third-longest winning streak in school history and the third-longest active streak in the NCAA at the time. The stretch featured a program-record seven consecutive road victories.

Montana used the same starting lineup for all 34 contests, leading to a balanced effort. The Grizzlies led the Big Sky in five statistical categories and ranked in the top three in 14. On defense, the Grizzlies ranked in the top 30 nationally for turnovers forced, steals and turnover margin.

DeCuire has coached seven first-team All-Big Sky Conference selections, in addition to three second-team honorees, plus the Big Sky Defensive Player of the Year, Freshman of the Year, Newcomer

of the Year (twice) and Big Sky tournament MVP (twice). Over the past two seasons, he has developed three of the top eight scorers in school history.

Among the greats DeCuire has developed are Ahmaad Rorie, Michael Oguine and Sayeed Pridgett. Rorie, the 2019 Big Sky Conference tournament MVP, reached 1,500 career points faster than any player in Montana history, doing so in his third season with the program. Oguine was the 2018 tournament MVP and league's top defender, and finished his career ranked in the top 10 for scoring, steals and games started. Pridgett was a two-time All-Big Sky first-team selection who finished his career ranked fourth for career scoring, sixth for steals and in the top 15 for assists and rebounds. During DeCuire's first season, Jordan Gregory was a Capital One third-team All-American while Martin Breunig was a two-time first-team All-Big Sky pick who



is still enjoying a professional career overseas.

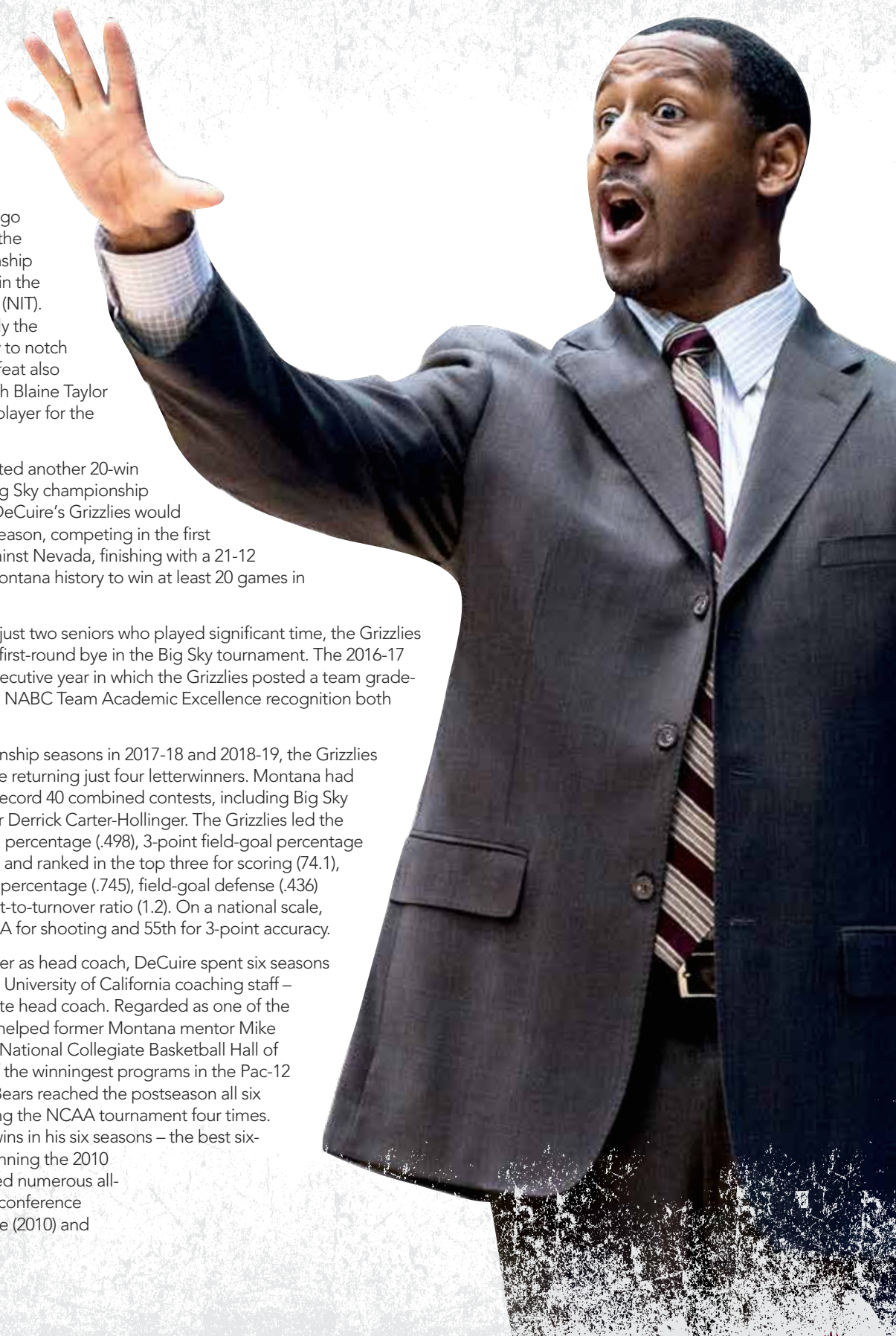
In his first season at the helm of a program with a rich history of success, DeCuire's Griz started the year picked to finish eighth in the conference. Led by Gregory, Montana would go on to defy expectations and win the Big Sky regular-season championship and advance to play Texas A&M in the National Invitational Tournament (NIT). At the time, DeCuire became only the second coach in Montana history to notch 20 victories in his first season – a feat also accomplished by his former coach Blaine Taylor in 1991-92, when DeCuire was a player for the Griz.

In DeCuire's second year, he posted another 20-win season and another trip to the Big Sky championship game, this time led by Breunig. DeCuire's Grizzlies would once again advance to the postseason, competing in the first round of the CBI tournament against Nevada, finishing with a 21-12 record. He is the only coach in Montana history to win at least 20 games in each of his first two seasons.

Paced by 10 underclassmen and just two seniors who played significant time, the Grizzlies went 16-16 in 2016-17, earning a first-round bye in the Big Sky tournament. The 2016-17 season was also the second consecutive year in which the Grizzlies posted a team grade-point average above 3.0, earning NABC Team Academic Excellence recognition both seasons.

Following back-to-back championship seasons in 2017-18 and 2018-19, the Grizzlies won 18 games in 2019-20, despite returning just four letterwinners. Montana had a trio of freshmen start a school-record 40 combined contests, including Big Sky Conference Freshman of the Year Derrick Carter-Hollinger. The Grizzlies led the Big Sky Conference for field-goal percentage (.498), 3-point field-goal percentage (.394) and turnover margin (+3.5), and ranked in the top three for scoring (74.1), scoring margin (+6.4), free-throw percentage (.745), field-goal defense (.436) assists (13.3), steals (6.3) and assist-to-turnover ratio (1.2). On a national scale, Montana ranked 21st in the NCAA for shooting and 55th for 3-point accuracy.

Prior to returning to his alma mater as head coach, DeCuire spent six seasons (2008-09 through 2013-14) on the University of California coaching staff – including the final four as associate head coach. Regarded as one of the top tutors in the game, DeCuire helped former Montana mentor Mike Montgomery – a member of the National Collegiate Basketball Hall of Fame – transform Cal into one of the winningest programs in the Pac-12 during his time in Berkeley. The Bears reached the postseason all six years he was on the staff, including the NCAA tournament four times. The Golden Bears boasted 130 wins in his six seasons – the best six-year stretch in school history – winning the 2010 Pac-10 championship. He coached numerous all-conference selections, including conference players of the year Jerome Randle (2010) and Jorge Gutierrez (2012).



COACHING STAFF

DeCuire spent five seasons (2003-04 through 2007-08) as an assistant coach at Old Dominion, under former Griz head coach and player Blaine Taylor. There, he helped the Monarchs to a combined record of 117-53. The mark included 94 wins during his final four seasons – the most in school history over a four-year period. Old Dominion reached the postseason each of those four seasons and advanced to the NCAA tournament in both 2005 and 2007 – winning a school-record 28 contests in 2005. Additionally, the Monarchs reached the NIT semifinals in 2006 and the quarterfinals of the College Basketball Invitational in 2008.

In 17 seasons as an assistant or head coach at the Division-I level, DeCuire is 374-197, a .655 winning percentage.

DeCuire's roots remain in the Seattle area, where he grew up, started his non-profit and broke into the coaching profession. He served as the head coach at both Sammamish High School and Green River Community College. At GRCC, DeCuire took over a last-place program and guided it to a conference championship and its first 20-win season in more than 20 years, earning league coach-of-the-year honors in 2003 – his second season. At Sammamish High School in Bellevue, DeCuire led his team to a pair of conference titles, a state tournament appearance and three consecutive trips to the district tournament.

As a point guard for Montana from 1992-94 DeCuire was named All-Big Sky Conference as a junior and senior. He set a school record, despite playing just three seasons, with 435 career assists – a mark

which still stands today. He also established Montana's single-season mark with 199 assists as a senior in 1993-94, when he ranked 12th in the nation, averaging 7.1 assists per game. He was the recipient of the Grizzlies' Carl Dragstedt Award (MVP) as a junior and senior, and received the John Eaheart Award (Outstanding Defensive Player) following his senior year. Montana won a pair of Big Sky Conference championships during his Griz career, advancing to the NCAA tournament in 1991 and 1992.

As a freshman at Chaminade-Hawaii, he was a starter and team MVP in 1990. He then transferred to Montana and redshirted in 1991. As a prep, DeCuire starred in the Rainer Valley and at Mercer Island High School, where he was a three-year starter and all-state, team MVP, and a McDonald's All-America honorable mention pick.

He has a strong commitment to community service and founded and acted as president of the Fastbreak Basketball Association – an organization that assists in teaching life lessons and building self-esteem through basketball to more than 500 students in the Seattle-Tacoma area. Additionally, he has extensive experience in counseling at the Echo Glen Children's Center in Snoqualmie, Wash., from 1996-98, and with the Ryther Children's Center in North Seattle, from 1995-97.

DeCuire graduated from Montana in 1994 with a degree in business marketing. He and his wife, Sabrina, have two daughters – Brianna and Tamia.



RANKS AHEAD OF
USC, STANFORD, AND WASHINGTON STATE OF THE PAC-12

4,000+ AVERAGE
FANS PER GAME

RANKS AHEAD OF
4 MOUNTAIN WEST SCHOOLS
8 WEST COAST CONFERENCE SCHOOLS
8 BIG WEST SCHOOLS

.844 WINNING %
OVER THE PAST DECADE, INCLUDING .884 OVER THE PAST 3 SEASONS

11 CONSECUTIVE D1
NON-CONFERENCE HOME WINS, DATING BACK TO DECEMBER 2016

HOME COURT ADVANTAGE



127 WINS THROUGH SIX SEASONS

MORE THAN ANY OTHER COACH IN GRIZ HISTORY

FASTEST COACH IN BIG SKY HISTORY TO

50 LEAGUE WINS

ONLY GRIZ COACH TO LEAD MONTANA TO 3 BIG SKY REGULAR-SEASON TITLES



PLUS 2 TOURNAMENT CHAMPIONSHIPS

100% GRADUATION RATE



#GRIZHOOPS

COACH DECUIRE

.759 BIG SKY WINNING PERCENTAGE

HIGHEST IN CONFERENCE HISTORY FOR COACHES WITH 4+ SEASONS

BACK-TO-BACK NCAA TOURNAMENTS IN 2018 & 2019



CHRIS COBB

Chris Cobb enters his seventh season with the Montana men's basketball program in 2020-21, including his fifth as associate head coach and recruiting coordinator. He was originally hired by Travis DeCuire in 2014, serving one season as the Grizzlies' recruiting coordinator and one as an assistant coach before being elevated to associate head coach in May 2016.

During his six seasons in Missoula, Cobb and the Grizzlies have enjoyed unprecedented success, averaging 21.8 wins per season and winning three Big Sky Conference regular-season titles. Montana also won back-to-back Big Sky Conference tournament championships in 2018 and 2019, playing in the NCAA tournament both years. Over those two seasons, Montana went 52-17, the most wins ever over a two-year period. The Grizzlies ranked in the top 20 of the College Insider Mid-Major Top 25 poll both seasons.

In six seasons with Cobb on the sidelines, Montana has played in the Big Sky Conference championship game four times, not including 2020, when the season ended prematurely due to the COVID-19 virus. The Grizzlies won a regular-season title in 2014-15 before playing Texas A&M in the NIT. A year later, Montana faced Nevada in the CBI. The Grizzlies broke through in 2017-18, winning their first of two consecutive Big Sky tournament championships.

Cobb has coached seven first-team All-Big Sky Conference selections, in addition to three second-team honorees, plus the Big Sky Defensive Player of the Year, Freshman of the Year, Newcomer of the Year (twice) and Big Sky tournament MVP (twice). Over the past two seasons he has coached three of the top-eight scorers in school history.

In 2018-19, Montana won 26 games, tied for the third-most in school history. During non-conference play, the Grizzlies beat a pair of NCAA tournament teams in Georgia State and North Dakota State, and snapped South Dakota State's nation-leading 26-game home winning streak. After beginning Big Sky Conference play just 3-2, Montana won 16 of its next 18 games to repeat as Big Sky Conference regular-season and tournament champions.

Montana was one of 20 schools nationally to rank in the top 100 for both scoring offense and defense, and was incredibly efficient, making 49.2 percent of its shots (10th in the nation), including 37.6 percent from beyond the arc (38th).

The 2017-18 season was historic on many levels, winning 26 games, and like 2018-19, winning Big Sky Conference regular-season and tournament titles

and advancing to the NCAA tournament. The team's 26-8 record included a perfect 14-0 mark on its home court.

The Grizzlies got off to a strong start, posting their first winning non-conference record in six seasons, including a signature victory at Pitt of the ACC. Montana then won its first 13 Big Sky games, the third-longest winning streak in school history and the third-longest active streak in the NCAA at the time. The stretch featured a program-record seven consecutive road victories. Montana used the same starting lineup for all 34 contests, leading to a balanced effort. The Grizzlies led the Big Sky in five statistical categories and ranked in the top three in 14. On defense, the Grizzlies ranked in the top 30 nationally for turnovers forced (15.4, 22nd), steals (7.8, 23rd) and turnover margin (+3.0, 29th).

In a shortened 2019-20 season due to COVID-19, Montana once again earned a top-three finish in the Big Sky Conference, winning 18 games despite returning just four letterwinners from the previous season. The Grizzlies led the Big Sky Conference for field-goal percentage (.498), 3-point field-goal percentage (.394) and turnover margin (+3.5), and ranked in the top three for scoring (74.1), scoring margin (+6.4), free-throw percentage (.745), field-goal defense (.436) assists (13.3), steals (6.3) and assist-to-turnover ratio (1.2). On a national scale, Montana ranked 21st in the NCAA for shooting and 55th for 3-point accuracy.

Montana had a trio of freshmen start a school-record 40 combined games in 2019-20, including Big Sky Conference Freshman of the Year Derrick Carter-Hollinger. The Grizzlies were also paced by two-time All-Big Sky Conference first-team selection Sayeed Pridgett, and second-team honoree Kendal Manuel.

Among the greats Cobb has developed are Ahmaad Rorie, Michael Oguine and Pridgett. Rorie, the 2019 Big Sky Conference tournament MVP, reached 1,500 career points faster than any player in Montana history, doing so in his third season with the program. Oguine was the 2018 tournament MVP and league's top defender, and finished his career ranked in the top 10 for scoring, steals and games started. Pridgett was a two-time All-Big Sky first-team selection, finishing his career ranked fourth for scoring, sixth for steals and in the top 15 for both assists and rebounds. During Cobb's first season, Jordan Gregory was a Capital One third-team All-American

while Martin Breunig was a two-time first-team All-Big Sky pick who is still enjoying a professional career overseas.

Off the court, Montana earned the NABC Team Academic Award with a 3.22 team grade-point average in 2020, including a 3.38 during the Spring 2020 semester. It marked the third time the Grizzlies have received the distinction during Cobb's tenure. Also in 2020, Cobb was selected to Montana's Diversity & Inclusion Committee.

Cobb came to Montana after four years as an assistant coach at Chico State (2010-11 through 2013-14), where he helped lead the Wildcats to three consecutive NCAA DII tournament appearances, including a trip to the Elite Eight during the 2013-14 season. He was part of Chico State's first championship team in the California Collegiate Athletic Association in 2011-12 (the first in school history), working for head coach Greg Clink.

At Chico State, he was a key component of the team's scouting, recruiting and player development efforts, and helped oversee the academic program while also assisting in the promotion of the Wildcats' clinics and summer camps.

During his tenure with the Wildcats, he coached and helped to develop seven all-league players, two all-region selections and one NCAA Division II All-American.

Cobb came to Chico State after serving as an assistant to head coach Bill Treseler at San Francisco State during the 2009-10 season. The Gators posted a winning record that season, going 17-14.

He joined the coaching ranks immediately after completing a four-year career at Menlo College in Atherton, Calif., where he was a two-time All-California Pacific Conference first-team selection and part of the Oaks' conference championship team in 2008. He's finished his collegiate career ranked second in school history for career assists and 3-pointers made.

Cobb was an outstanding prep player at Bishop O'Dowd High School in Oakland, Calif., and was instrumental in leading the Dragons to three consecutive Hayward Area Athletic League titles and a 2004 appearance in the state championship game. He was named first-team all-league during his junior and senior seasons, and was an All-Northern California Division III first-team selection as a senior.

He received his bachelor's degree in business management from Menlo College in 2009. He earned his master's degree in kinesiology, with an emphasis in sports administration, from Fresno Pacific University in 2012.

Chris and his wife, Alisa, welcomed a son, Clayton, in September 2019.



CHRIS GOBB

ASSOCIATE HEAD COACH

7TH SEASON | CHICO STATE, 1994

PERSONAL

Hometown: Castro Valley, Calif.

Wife: Alisa

Son: Clayton

Twitter: @CoachCCobb

Education:

Menlo College, 2009

Bachelor's: Business Management,

Fresno Pacific, 2012

Master in Kinesiology

COACHING GAPSULE

Years	School	Position
2016-Pres.	Montana	Associate Head Coach
2015-16	Montana	Assistant Coach
2010-14	Chico State	Assistant Coach
2009-10	San Francisco State	Assistant Coach

JAY FLORES

Jay Flores enters his fifth season at the University of Montana in 2020-21, including his fourth season as an assistant coach. Flores was originally hired by Travis DeCuire in June 2016 as director of basketball operations. He was elevated to assistant coach in July 2017.

Flores' first two seasons as an assistant coach were historic on many levels, with Montana winning back-to-back Big Sky Conference regular-season and tournament championships, and qualifying for the NCAA tournament both seasons. Montana went a combined 52-17 during that time, the best two-year stretch in school history.

In addition to his role on the court, Flores also has scouting and recruiting responsibilities. Additionally, he runs the team's annual summer camps and takes on the bulk of Montana's scheduling and academics. Prior to his first season in Missoula, he and DeCuire had a goal of obtaining a 3.0 team grade-point average. Montana was recognized with the NABC Team Academic Award in both 2017 and 2020.

In 2018-19, Montana won 26 games, tied for the third-most in school history. During non-conference play, the Grizzlies beat a pair of NCAA tournament teams in Georgia State and North Dakota State, and snapped South Dakota State's nation-leading 26-game home winning streak. After beginning Big Sky Conference play just 3-2, Montana won 16 of its next 18 games to repeat as Big Sky Conference regular-season and tournament champions. Montana was one of 20 schools nationally to rank in the top 100 for both scoring offense and defense, and was incredibly efficient, making 49.2 percent of its shots (10th in the nation), including 37.6 percent from beyond the arc (38th).

The 2017-18 season was historic on many levels, winning 26 games, and like 2018-19, winning Big Sky Conference regular-season and tournament titles and advancing to the NCAA tournament. The team's 26-8 record included a perfect 14-0 mark on its home court. The Grizzlies got off to a strong start, posting their first winning non-conference record in six seasons, including a signature victory at Pitt of the ACC. Montana then won its first 13 Big Sky games, the third-longest winning streak in school history and the third-longest active streak in the NCAA at the time. The stretch featured a program-record seven consecutive road victories. Montana used the same starting lineup for all 34 contests, leading to a balanced effort. The Grizzlies

led the Big Sky in five statistical categories and ranked in the top three in 14. On defense, the Grizzlies ranked in the top 30 nationally for turnovers forced (15.4, 22nd), steals (7.8, 23rd) and turnover margin (+3.0, 29th).

In a shortened 2019-20 season due to COVID-19, Montana once again earned a top-three finish in the Big Sky Conference, winning 18 games despite returning just four letterwinners from the previous season.

The Grizzlies led the Big Sky Conference for field-goal percentage (.498), 3-point field-goal percentage (.394) and turnover margin (+3.5), and ranked in the top three for scoring (74.1), scoring margin (+6.4), free-throw percentage (.745), field-goal defense (.436) assists (13.3), steals (6.3) and assist-to-turnover ratio (1.2). On a national scale, Montana ranked 21st in the NCAA for shooting and 55th for 3-point accuracy.

Montana had a trio of freshmen start a school-record 40 combined games in 2019-20, including Big Sky Conference Freshman of the Year Derrick Carter-Hollinger. The Grizzlies were also paced by two-time All-Big Sky Conference first-team selection Sayeed Pridgett, and second-team honoree Kendal Manuel.

In addition to Pridgett, who ranks fourth in Griz scoring history, Flores has also helped develop Ahmaad Rorie and Michael Oguine. Rorie, the 2019 Big Sky Conference tournament MVP, reached 1,500 career points faster than any player in Montana history, doing so in his third season with the program. Oguine was the 2018 tournament MVP and league's top defender, and finished his career ranked in the top 10 for scoring, steals and games started.

A former California Collegiate Athletic Association (CCAA) Most Valuable Player at Chico State, Flores then spent three seasons as an assistant coach for the Division II Cal State East Bay Pioneers (2013-14 through 2015-16). During his tenure as an assistant coach, Flores coached a pair of All-CCAA players, including Jacari Whittfield, who finished his collegiate career as the school's all-time leader for 3-pointers made and free-throw percentage and was second for assists. Flores also helped develop Mark Samuels – ranked in the top 10 in school history for both scoring and rebounding – and Jalen Richard – All-CCAA after ranking in the top five in the conference for scoring, steals and free throws. Additionally, Flores oversaw a large section of the Pioneers' basketball program, including academic monitoring and counseling, recruiting and athlete evaluation, video analysis, and coordinating summer camps.

Flores also brings professional playing experience to Montana, having spent the 2012-13 season playing for Soles de Mexicali of Liga Nacional de Baloncesto Profesional, Mexico's top professional basketball league. Flores was the starting point guard for Soles, helping them to a 31-9 record and a postseason appearance. He played in 52 games, averaging 3.1 points and 2.1 assists per game while shooting .568 from the field and .380 percent from three-point range.

Flores was an outstanding point guard at Chico State, where he played under current Grizzlies associate head coach Chris Cobb. As a Wildcat, he finished his three-year career as one of the most decorated players in program history. During his sophomore campaign in 2009-10, he started every game and led Chico State in minutes, assists and steals. He ranked fourth in the CCAA that year with 4.1 assists per game. In his second season at Chico State, he averaged 11.0 points per game while once again pacing the squad in steals and minutes played. He led the conference for 3-pointers made and assist-to-turnover ratio, and ranked second for assists (4.8 per game), earning himself a second-team All-CCAA selection.

As a senior, Flores led Chico State to a 25-8 record, its first CCAA title in school history, and an appearance in the NCAA Division II tournament semifinals. Again he led the conference in assist-to-turnover ratio and ranked second for assists (4.2 per game), while anchoring one of the nation's top defenses. Flores was named conference MVP, first-team All-CCAA, first-team All-West Region and Academic All-West Region, and was a third-team All-American.

For his career, the former prep star ranked third all-time in Chico State history with 387 assists and 137 steals and fourth all-time with 153 made three-pointers. He was also an 81.3-percent shooter from the free-throw line. During his college career, Flores coached summer camps at top Division-I programs like UCLA, Cal, Saint Mary's and Michigan State.

Flores played his prep ball at Jesuit High School in Sacramento, California. An all-League honoree as a senior, he led the Marauders to a combined record of 60-8, consecutive appearances in the Delta League championship and back-to-back Sac-Joaquin section titles in his final two seasons.

Flores then played in 24 games in one season as a freshman at Sonoma State before transferring to Chico State to complete his college career. He graduated in 2012 with a degree in business administration.

He and his wife, Molly, were married in August 2016. In 2019, they welcomed their first son, Julian Jesse.



JAY FLORES ASSISTANT COACH

5TH SEASON | CHICO STATE, 2012

PERSONAL

Hometown: Sacramento, Calif.

Wife: Molly

Son: Julian Jesse (JJ)

Twitter: @CoachFlo10

Education: Chico State, 2012
Bachelor's: Business Administration

COACHING CAPSULE

Years	School	Position
2017-Pres.	Montana	Assistant Coach
2016-17	Montana	Director of Operations
2013-16	Cal State East Bay	Assistant Coach



Zach Payne enters his second season with the Montana men's basketball program in 2012-21. In addition to a wide range of roles on the court, Payne also handles a bulk of the team's director of operations and academic responsibilities.

During his first season at Montana, the Grizzlies went 18-13 and earned a top-three finish in the Big Sky Conference regular-season standings, before the conference tournament and postseason was postponed due to COVID-19. Payne worked with a trio of All-Big Sky Conference honorees in 2019-20, including Sayeed Pridgett (first team) and Kendal Manuel (second team). Derrick Carter-Hollinger was named the Big Sky Conference Freshman of the Year.

ZACH PAYNE

Montana had a balanced approach, ranking in the top three in Big Sky play for both field-goal shooting and field-goal defense. The Grizzlies led the Big Sky Conference for field-goal percentage (.498), 3-point field-goal percentage (.394) and turnover margin (+3.5), and ranked in the top three for scoring (74.1), scoring margin (+6.4), free-throw percentage (.745), field-goal defense (.436) assists (13.3), steals (6.3) and assist-to-turnover ratio (1.2). On a national scale, Montana ranked 21st in the NCAA for shooting and 55th for 3-point accuracy.

The Grizzlies had plenty of success despite returning just four letterwinners from the previous season. They had a trio of freshmen who started a school-record 40 combined games.

Off the court, Montana earned the NABC Team Academic Award with a 3.22 team grade-point average, including a 3.38 during the Spring 2020 semester.

After his playing career at Whitworth ended, Payne stayed in Spokane as a volunteer assistant coach (2013-14) and graduate assistant (2014-16). The Pirates went a combined 74-12 (.860) during those three years, winning three conference titles and advancing to the second round of the NCAA Division II tournament.

Payne's first full-time coaching gig came at Western Oregon, where he continued to have success on the court and move up the coaching ladder. During his first season with the Wolves (2016-17), WOU played in the championship game of the GNAC tournament. One year later, the team was one of the best in the nation, going 31-2, winning GNAC regular-season and tournament titles, and being ranked as high as No. 3 in the Division III poll. After serving as an assistant coach his first year, Payne was bumped up to associate head coach during Year 2.

Western Oregon's success under Payne landed him his first Division I opportunity, being hired as an assistant coach at Portland State for the 2018-19 season. At Portland State, Payne worked with Holland Woods, a second-team All-Big Sky selection who ranked among the league's best for scoring, assists and steals. The Vikings had their best Big Sky Conference finish in seven years (fourth place) and led the league for rebounding, rebounding margin and steals, and led the nation with 15.6 offensive rebounds per game.

In high school, Payne was an East County All-Star while helping notable De La Salle High School to a USA Today top-25 ranking. He then played at Diablo Valley College where, as a team captain as a sophomore, he led the Vikings to an Elite Eight appearance. Payne spent the final two seasons of his playing career at Whitworth, winning a pair of conference championships.

Payne comes from a basketball family, with his father, Harry Payne, playing for Northern Arizona from 1984-87 and ranking in the top 12 in Big Sky history for career assists. Payne, a Danville, Calif., native, graduated from Whitworth in 2014 with a degree in business administration. He and his girlfriend, Emily, have a daughter, Avery, who was born in 2019.



ZACH PAYNE

ASSISTANT COACH

2ND SEASON | WHITWORTH, 2014

PERSONAL

Hometown: Danville, Calif.

Girlfriend: Emily

Daughter: Avery

Twitter: @ZachRPayne

Education:

Whitworth, 2014

Bachelor's: Business Administration

COACHING CAPSULE

Years	School	Position
2019-Pres.	Montana	Assistant Coach
2018-19	Portland State	Assistant Coach
2017-18	Western Oregon	Assoc. Head Coach
2016-17	Western Oregon	Assistant Coach
2014-16	Whitworth	Graduate Assistant
2013-14	Whitworth	Volunteer Assistant



ANDERSON CLARKE

ANDERSON CLARKE GRADUATE MANAGER

3RD SEASON | CONCORDIA IRVINE, 2018

PERSONAL

Hometown: Tasmania, Australia

Wife: Shelby

Twitter: @AndersonClarke_

Education

Concordia Irvine, 2018

Master's: Montana, 2020

The 2020-21 season is Anderson Clarke's third as a graduate manager with the Montana coaching staff. In addition to scouting and film prep, Clarke also handles the majority of Montana's director of operations duties, including travel, meals, hotels and more.

Prior to coming to Montana, Clarke played collegiately for Division II Concordia University Irvine. The Eagles went 86-36 during Clarke's four seasons (2014-15 through 2017-18), with Clarke totaling 15 points, 25 rebounds, eight assists, four steals and one block. He made seven of his nine career shot attempts.

Clarke is a native of Tasmania, Australia, where he played for Campolindo High School. His father, Marty, formerly served as the associate head coach for St. Mary's College in California. His younger brother, Hunter, is a freshman on Montana's roster.

Clarke and his wife, Shelby, were married over the summer. He earned his undergraduate degree in communications from Concordia Irvine in 2018, and his master's in philosophy of educational leadership from Montana in May 2020. He is currently working toward his doctorate in philosophy of educational leadership.



**Victory starts
with believing
in yourself.**

2020 **WORLD'S MOST
ETHICAL
COMPANIES**
WWW.ETHISPHERE.COM



"World's Most Ethical Companies" and "Ethisphere" names and marks are registered trademarks of Ethisphere LLC. Member FDIC. ©2020 U.S. Bank



At U.S. Bank, we proudly cheer on sports teams from amateur to professional. Athletics teach us to set goals and accomplish them through hard work, dedication and teamwork. We know that when you set out to achieve a goal, you're making possible happen in our community. [usbank.com/communitypossible](https://www.usbank.com/communitypossible)

U.S. Bank is proud to support the University of Montana.



JORDAN GREGORY

Jordan Gregory returned to his alma mater in 2019-20 and is now in his second season as a graduate manager. Gregory serves a wide range of duties, including scout prep and film.

Gregory had an illustrious career from 2011-12 through 2014-15, winning three Big Sky Conference championships. During his senior season, while playing for current Griz coach Travis DeCuire, Gregory averaged 17.0 points per game and was named an All-Big Sky Conference first-team selection. His 562 points scored that year were the seventh-most in Griz single-season history. For his career, Gregory totaled 1,234 career points.

The sharp-shooter, who led Montana for scoring as a senior and 3-pointers as both a junior and senior, was named his team's MVP in 2015. The year prior, he was Montana's most-inspirational player. Also in 2015, Gregory was named to the Capital One Academic All-America third team.

Following graduation, Gregory played professionally overseas in Australia, Holland, Israel and Spain. The Pueblo, Colorado, native graduated from Pueblo East High School in 2011, where he was an all-state and league MVP, leading the state of Colorado in scoring as a junior and ranking second as a senior. He earned his bachelor's degree from Montana in 2015, graduating with honors with a degree in psychology, and is now working toward his master's in business administration.



JORDAN GREGORY GRADUATE MANAGER

2ND SEASON | MONTANA, 2015

PERSONAL

Hometown: Pueblo, Colo.

Twitter: @JG_JustMe

Education

Montana, 2015

Bachelor's: Psychology

COURTYARD
BY MARRIOTT



EXPERIENCE RELAXATION & COMFORT

OUTSIDE PATIO • CREEKSIDE ROOMS • FREE ON-SITE PARKING
BISTRO • INDOOR POOL/HOT TUB • COMP WI-FI

4559 NORTH RESERVE ST., MISSOULA, MT

406.549.5260



GOOD LUCK GRIZ!

Insurance for your every need.

HUB International Mountain States Limited

2703 Connery Way

Missoula MT 59808

406-542-5126

hubinternational.com

HUB



Business Insurance | Employee Benefits | Risk Services | Personal Insurance

SUPPORT STAFF



RYAN CLARK
MANAGER



RILEY CORCORAN
VOICE OF THE GRIZ



NIC HALLISEY
DIRECTOR OF
COMMUNICATIONS



BRANDON RONAN
DIRECTOR OF ATHLETIC
PERFORMANCE



JULIE TONKIN
PROGRAM COORDINATOR



SAM WALKER
ASSISTANT ATHLETIC TRAINER



**JEN
ZELLMER-CUARESMA**
DIRECTOR OF STUDENT-
ATHLETE SUPPORT SERVICES



KENT HASLAM
DIRECTOR OF ATHLETICS



JEAN GEE
SENIOR ASSOCIATE AD
STUDENT AFFAIRS AND
COMPLIANCE




GREG SUNDBERG
SENIOR ASSOCIATE AD
EXTERNAL OPERATIONS/GSA



CHUCK MAES
SENIOR ASSOCIATE AD
INTERNAL OPERATIONS



RYAN MARTIN
SENIOR ASSOCIATE AD
CHIEF FINANCIAL OFFICER



DAN INGRAM
ASSOCIATE AD
DEVELOPMENT



BRYNN MOLLOY
ASSOCIATE AD
MARKETING &
COMMUNITY RELATIONS



MCKELL BENNETT
ASSISTANT AD
PREMIUM SEATING



TIA FLURI
ASSISTANT AD
INTERNAL OPERATIONS
& EVENTS



DINOPAY

PAY BY PHONE. SECURE. FAST.

GETS YOU A WIN-WIN!



• **CONTACTLESS PURCHASE!**

BY PHONE AT THE PUMP OR INSIDE THE STORE!

• **INSTANT FUEL DISCOUNTS!**

ON THE PUMP UP TO 20¢ PER GALLON *

- TRACK YOUR PURCHASES
- GET SPECIAL OFFERS*
- USE WITH ANY MAJOR CARD
- SIMPLE, SAFE, AND SECURE!

* When using the Sinclair Card. Discounts also available for other major card types and are available for a limited time. Subject to change without notice. Other restrictions or conditions may apply. See app info or stores for details on special offers available by location.

Download on the App Store

GET IT ON Google Play

Sinclair Card Application



SEARCH: DINOPAY

Missoula's HOMETOWN FILL-UP

noon's



39th & Russell,
E. Broadway & Madison,
Russell & Mount



YOUR LUCK STARTS HERE

Find us on Facebook

NEXT TO NOON'S AT THE CORNER OF RUSSELL & MOUNT

We Card Younger Than 21? Have ID Ready

STUDENT-ATHLETES

S T U D E N T
ATHLETES



KYLE OWENS

SOPHOMORE | FORWARD | 6-8 / 205
 CALABASAS, CALIFORNIA (CRESPI CARMELITE H.S.)

2019-20 (FRESHMAN): Academic All-Big Sky Conference... Played in all 31 games as a true freshman, earning nine starts in Montana's first 10 contests... Played 15.5 minutes per game, averaging 4.6 points and 2.3 rebounds... Also added eight steals, seven assists and three blocked shots... Scored in double figures five times, including a career-high 14 vs. Montana Tech (Nov. 18) and Montana State (Feb. 1)... Recorded four-plus rebounds seven times... After making six 3-pointers through first 28 games, connected on four in final three games, including a 3-for-3 performance in a win at Sacramento State (Feb. 29)... In the win, he scored eight points during a 2-minute stretch late, including a tiebreaking triple with under 6 minutes to play... Shot .471 from the floor, missing more than three shots in a game just twice... In win over Montana State (Feb. 1), scored 14 points on 4-of-6 shooting, in addition to six rebounds... Averaged 8.7 points and 5.7 rebounds per game over Montana's final three games of December... Scored eight points and pulled down six rebounds in a comeback win over Sacramento State (Dec. 30)... Had a career-high seven rebounds in a win over Northern Arizona (Dec. 28), scoring four straight during a Griz run that put UM on top for good... Scored 12 points in addition to stealing three passes at Omaha (Dec. 21)... Ranked second on the team with 14 points vs. Montana Tech (Nov. 18), including a perfect 10-for-10 effort from the free-throw line... Reached double figures for the first time with 11 points on 5-of-8 shooting vs. MSU Northern (Nov. 10)... Made his collegiate debut at Stanford (Nov. 6), scoring three points.

HIGH SCHOOL: Is a 2019 graduate of Crespi Carmelite High School outside of Los Angeles... Earned numerous accolades, including first-team all-area by the Daily News and All-SoCal Varsity Team... Member of his school's 1,000-point scoring club... Team captain for two seasons... As a senior, averaged 18.3 points per game, in addition to 8.0 rebounds, 2.1 assists and 0.8 steals per game... Scored a career-high 38 points vs. Calabasas... Averaged 13.8 points, 7.3 rebounds, 1.8 steals and 1.3 assists as a junior in 2017-18... His high school won a state championship as a freshman in 2015-16, competing at the Division I classification, the second-highest in the state... Went 12-0 in league play as a junior... Led all players for rebounding in the 2017 Les Schwab tournament... Has played all five positions on the court... Was offered a scholarship in May 2018 and visited campus that September... Committed to Montana over reported offers from UC Davis, UC Santa Barbara, CSUN, Denver, Grand Canyon, Hofstra, Hawaii and Loyola Marymount... Played against current Griz Eddy Egun.

PERSONAL: Father, Keith Owens, played basketball at UCLA before joining the Lakers (1991-92) and overseas in France and Spain... Was selected to Montana's inaugural Diversity & Inclusion Committee in August 2020.



OWENS' CAREER STATISTICS

SEASON	GP	GS	MIN	AVG	FG	FGA	PCT	3FG	3FGA	PCT	FT	FTA	PCT	OFF	DEF	TOT	AVG	PF	FO	AST	T/O	BLK	STL	PTS	AVG
2019-20	31	9	482	15.5	48	102	.471	10	33	.303	37	51	.725	22	49	71	2.3	71	4	7	19	3	8	143	4.6
TOTAL	31	9	482	15.5	48	102	.471	10	33	.303	37	51	.725	22	49	71	2.3	71	4	7	19	3	8	143	4.6

2019-20 GAME-BY-GAME STATISTICS

Date	Opponent	START	MIN	Total		3-Pointers		Free-Throws		Rebounds				PF	A	TO	BLK	STL	PTS	AVG
				FG-FGA	PCT	3FG-FGA	PCT	FT-FTA	PCT	OFF	DEF	TOT								
11/6	at Stanford	^	18	1-3	.333	0-2	.000	1-2	.500	0	0	0	3	0	0	0	0	3	3.0	
11/10	MSU Northern	^	30	5-8	.625	1-3	.333	0-0	.000	2	3	5	3	1	2	1	0	11	7.0	
11/16	at Arkansas	^	13	0-2	.000	0-0	.000	0-0	.000	1	1	2	3	1	0	0	0	0	4.7	
11/18	Montana Tech		26	2-5	.400	0-1	.000	10-10	1.000	1	3	4	5	0	3	0	0	14	7.0	
11/22	at #25 Washington	^	21	1-6	.167	0-1	.000	2-3	.667	1	1	2	3	1	1	0	1	4	6.4	
11/25	Texas Southern	^	16	3-5	.600	0-1	.000	0-0	.000	3	1	4	4	0	1	0	0	6	6.3	
11/29	Coppin State	^	14	1-2	.500	0-1	.000	0-0	.000	1	2	3	1	1	1	0	0	2	5.7	
12/1	New Mexico	^	12	2-3	.667	1-2	.500	0-0	.000	0	1	1	4	0	0	1	1	5	5.6	
12/6	North Dakota	^	15	1-3	.333	0-0	.000	0-0	.000	1	1	2	2	0	2	0	1	2	5.2	
12/18	at #8 Oregon	^	13	0-1	.000	0-0	.000	0-0	.000	1	1	2	2	0	3	0	0	0	4.7	
12/21	at Omaha		27	3-4	.750	1-2	.500	5-6	.833	1	3	4	0	0	1	0	3	12	5.4	
12/28	Northern Arizona*		17	3-4	.750	0-0	.000	0-0	.000	3	4	7	1	0	1	0	0	6	5.4	
12/30	Sacramento State*		26	3-6	.500	1-2	.500	1-2	.500	1	5	6	3	0	0	0	0	8	5.6	
1/2	at Southern Utah*		17	2-2	1.000	0-0	.000	0-0	.000	0	2	2	1	1	1	1	0	4	5.5	
1/4	at Northern Colorado*		6	0-2	.000	0-1	.000	0-0	.000	0	2	2	0	0	0	0	0	0	5.1	
1/9	at Eastern Washington*		7	1-2	.500	0-0	.000	1-1	1.000	1	1	2	5	0	0	0	0	3	5.0	
1/13	Portland State*		10	2-4	.500	1-3	.333	2-2	1.000	1	1	2	1	1	0	0	0	7	5.1	
1/18	Idaho*		9	0-1	.000	0-1	.000	3-4	.750	0	2	2	1	0	0	0	0	3	5.2	
1/23	at Idaho State*		15	0-3	.000	0-1	.000	0-0	.000	0	2	2	1	0	0	0	0	0	4.7	
1/25	at Weber State*		5	0-0	.000	0-0	.000	0-0	.000	0	0	0	0	0	0	0	0	0	4.5	
1/30	at Portland State*		19	1-4	.250	0-1	.000	2-4	.500	1	1	2	2	0	0	0	0	4	4.5	
2/1	Montana State*		25	4-6	.667	1-2	.500	5-8	.625	2	4	6	4	0	0	0	0	14	4.9	
2/6	Eastern Washington*		18	2-5	.400	0-2	.000	1-2	.500	1	0	1	5	0	1	0	0	5	4.9	
2/8	at Idaho*		9	1-1	1.000	0-0	.000	0-1	.000	0	0	0	1	0	0	0	0	2	4.8	
2/13	Weber State*		10	1-4	.250	0-1	.000	0-0	.000	0	2	2	2	0	0	0	1	2	4.7	
2/15	Idaho State*		10	1-1	1.000	0-0	.000	1-1	1.000	0	1	1	4	0	0	0	0	3	4.6	
2/22	at Montana State*		14	0-1	.000	0-0	.000	0-0	.000	0	0	0	1	1	1	0	0	0	4.4	
2/27	at Northern Arizona*		8	1-1	1.000	0-0	.000	0-0	.000	0	0	0	0	0	0	0	0	2	4.4	
2/29	at Sacramento State*		15	4-5	.800	3-3	1.000	0-1	.000	0	2	2	5	0	1	0	0	11	4.6	
3/5	Northern Colorado*		18	2-2	1.000	0-0	.000	1-2	.500	0	1	1	1	0	0	0	1	5	4.6	
3/7	Southern Utah*		20	1-6	.167	1-3	.333	2-2	1.000	0	2	2	3	0	0	0	0	5	4.6	



1

MICHAEL STEADMAN

RS SENIOR | FORWARD | 16-10 / 215
UNION CITY, CALIFORNIA (SAN JOSE STATE/JAMES LOGAN H.S.)

2019-20 (REDSHIRT): Redshirted during first season at Montana due to NCAA transfer rules.

2018-19 (SAN JOSE STATE): Played one season at San Jose State, leading the Spartans for scoring (13.2 points per game) and rebounding (8.5 per game)... Played in all 31 games, earning 29 starts... Scored in double figures 23 times, including 11 double-doubles... Ranked third in the Mountain West for shooting (.483) and in the top 15 for both scoring and rebounding... Led the Spartans for minutes played (30.5 per game) and tied for the team lead for blocked shots (14)... Scored at least 20 points on six occasions, including a Division-I high 24 vs. Air Force (Jan. 26)... Had 14 rebounds and a career-high four blocked shots vs. Southern Utah (Nov. 10)... Tallied 21 points and 11 rebounds vs. Santa Clara (Nov. 24)... Scored the game-winning layup in a non-conference win over Bethune Cookman (Dec. 6)... During a stretch from Nov. 15 through Jan. 2, scored in double figures in 11 consecutive games... In addition to his 24 points vs. Air Force (Jan. 26), he also had a career-best 17 rebounds... Scored 21 points in back-to-back games at Air Force (Feb. 23) and New Mexico (Feb. 27), in addition to at Fresno State (March 9).

2016-18 (CITY COLLEGE OF SAN FRANCISCO): During his two-year career, scored 498 points and collected 319 rebounds... Played in 63 games, earning 33 starts... Averaged 7.9 points per game on .476 shooting, in addition to 5.1 rebounds per game... During his sophomore season, averaged 8.9 points, 5.4 rebounds and 1.5 blocked shots per game... Scored in double figures 13 times as a sophomore, including 32 points in a win over Los Angeles Trade-Technical College... The Bulls won conference championships both seasons with Steadman on roster, advancing to the state semifinals as a freshman and winning a state title as a sophomore.

HIGH SCHOOL: Is a 2016 graduate of James Logan High School in Union City, Calif. ... Averaged 15.8 points and 9.2 rebounds per game as a senior, helping the Colts to a 19-8 record... Earned All-East Bay and all-league honors.

PERSONAL: Born in Mountain View, California... Raised in Union City and Oakland, California.... Parents are Michael and Aida Steadman... Has an older sister and younger brother... Graduated in May 2020 with a degree in business management... Working toward a second degree in communication studies.



STEADMAN'S CAREER STATISTICS

SEASON	GP	GS	MIN	AVG	FG	FGA	PCT	3FG	3FGA	PCT	FT	FTA	PCT	OFF	DEF	TOT	AVG	PF	FO	AST	T/O	BLK	STL	PTS	AVG	
2016-17*	31	17	--	--	77	161	.478	3	14	.214	56	103	.544	44	101	145	4.7	6	0	11	53	44	9	213	6.9	
2017-18*	32	16	--	--	114	240	.475	15	45	.333	42	65	.646	68	106	174	5.4	6	0	27	50	48	5	285	8.9	
2018-19**	31	29	945	30.5	169	350	.483	5	22	.227	65	106	.613	72	192	264	8.5	76	0	27	75	14	4	408	13.2	
2019-20	Did Not Play - NCAA Transfer Rules																									
DI TOTAL	31	29	945	30.5	169	350	.483	5	22	.227	65	106	.613	72	192	264	8.5	76	0	27	75	14	4	408	13.2	

* Stats are from seasons at City College of San Francisco (CCCAA)

** Stats are from junior season at San Jose State



DARIUS HENDERSON

JUNIOR | FORWARD | 6-9 / 220
PASADENA, CALIFORNIA (UMASS LOWELL/LA SALLE H.S.)

Enrolled at Montana in January 2020 as a mid-year transfer.
Will be eligible to play once Fall 2020 grades post in December.

2018-20 (UMASS LOWELL): In parts of two seasons, played in 40 games, earning 31 starts... As a freshman in 2018-19, averaged 5.1 points and 2.6 rebounds while averaging 11.4 minutes per game... Added 14 blocks and 10 steals... Played in 31 games, including 27 starts... Shot .504 from the field (65-of-129), including .323 from long range (10-of-31) and .826 from the free-throw line (19-of-23)... Had four double-digit scoring games... Tallied a season-high 13 points at UMBC (Feb. 16, 2019)... Recorded season highs of seven rebounds and two blocks against St. Francis Brooklyn (Dec. 11, 2018)... Played in nine games to begin his sophomore season (2019-20) before choosing to transfer... Highlight included a nine-point, nine-rebound near-double-double in 13 minutes vs. UMass Boston (Nov. 12, 2019)... Across nine games, averaged 3.3 points on .500 shooting, in addition to 2.3 rebounds per game.

HIGH SCHOOL: Is a 2018 graduate of La Salle High School in California... Three-year varsity starter... Team captain... Averaged 18 points, 15 rebounds, seven blocks and five assists as a junior... Earned All-League First Team and All-Area honors in 2016-17... Team MVP... Averaged 15 points, 11 rebounds and four assists as a sophomore to garner All-League Second Team accolades... Averaged 13 points, 10 rebounds and two assists as a freshman... Honor Roll student.

PERSONAL: Born and raised in Pasadena, California... Parents are David Henderson and Darlene Royal... Has three older siblings – Jorrel, Sherryce and Keisha... Majoring in criminal justice.



HENDERSON'S CAREER STATISTICS

SEASON	GP	GS	MIN	AVG	FG	FGA	PCT	3FG	3FGA	PCT	FT	FTA	PCT	OFF	DEF	TOT	AVG	PF	FO	AST	T/O	BLK	STL	PTS	AVG
2018-19*	31	27	354	11.4	65	129	.504	10	31	.323	19	23	.826	11	71	82	2.6	66	0	19	38	14	10	159	5.1
2019-20*	10	4	64	6.4	13	27	.481	2	4	.500	2	3	.667	4	17	21	2.1	14	0	5	8	3	1	30	3.0
DI TOTAL	41	31	418	10.2	78	156	.500	12	35	.343	21	26	.808	15	88	103	2.5	80	0	24	46	17	11	189	4.6

* Stats are from seasons at UMass Lowell

JOSH VAZQUEZ

SOPHOMORE | GUARD | 6-3 / 180
 TORRANCE, CALIFORNIA (BISHOP MONTGOMERY H.S.)



3



2019-20 (FRESHMAN): Played in all 31 games as a true freshman, earning 14 starts... Ranked fourth on the team with 26.2 minutes played per game... Averaged 5.1 points per game (sixth), in addition to 54 assists (fourth) and a team-high-tying 39 steals... Ranked sixth in Big Sky play for steals (1.6 per game)... Led Montana for steals eight times, assists in five games and blocked shots twice... Posted a negative assist-to-turnover ratio just five times over the final 21 games, after doing so eight times in his first 10 contests... Had 17 multi-assists games, including five in back-to-back games at Omaha (Dec. 21) and vs. Northern Arizona (Dec. 28)... Had multiple steals in nine games, including four in a row from Feb. 6-15 (3.0 average)... Led Montana in that category in all four contests... Scored in double figures seven times, including a career-high 16 vs. New Mexico (Dec. 1)... Shot a perfect 12-for-12 from the free-throw line during Big Sky play... After beginning Big Sky play 1-of-19 from deep, connected on 15 of his next 31 attempts, beginning with a 4-for-4 performance at Weber State (Jan. 25)... Made multiple 3-pointers five times over the final 12 games, including three vs. Idaho (Feb. 8) and Idaho State (Feb. 15)... Against the Vandals, pulled down a career-high six rebounds, in addition to a team-high four assists... Against the Bengals, scored 11 points, including eight points, one assist and one steal in the first 10 minutes... In a slump-busting game at Weber State (Jan. 25), scored 12 points while recording career highs for minutes (39) and steals (four), and adding four assists to zero turnovers... Had a career day at Omaha (Dec. 21), scoring 14 points (3-for-3 from deep) while dishing out a career-high five assists... Made 15 of 30 3-point attempts over the final seven non-conference games, after starting his career 2 for 13... Shot 3-of-5 from deep at No. 25 Washington (Nov. 22), totaling nine points... Prior to that performance, had missed 10 consecutive shots over three games... Started first four contests (Nov. 6-28) and 10 in a row to begin Big Sky play (Dec. 28-Jan. 30)... Scored 11 points in his collegiate debut at Stanford (Nov. 6).

HIGH SCHOOL: Is a 2019 graduate of Bishop Montgomery High School outside of Los Angeles... Earned countless postseason honors, including All-CIF Southern Section, All-CIF Open Division, first-team All-Del Rey League and second-team All-State Open Division... Scored more than 1,000 career points while leading Bishop Montgomery to four league championships... Had zero league losses and zero home losses in his four-year career... Helped his high school to three consecutive top-eight finishes in the Open Division – California’s premier classification – including a state championship in 2017... As a senior in 2019, the Knights went 24-7 and advanced to the CIF Southern Section Open Division championship game and the CIF state tournament... Averaged more than 15 points, seven assists, five rebounds and four steals per game as a junior in 2018... That year, Bishop Montgomery went 31-2 and was ranked No. 1 in the state of California and No. 3 nationally by MaxPreps... Announced his commitment in June 2018 and visited campus that September... Committed to Montana over reported offers from UC Irvine, UC Santa Barbara and Northern Arizona.

VAZQUEZ'S CAREER STATISTICS

SEASON	GP	GS	MIN	AVG	FG	FGA	PCT	3FG	3FGA	PCT	FT	FTA	PCT	OFF	DEF	TOT	AVG	PF	FO	AST	T/O	BLK	STL	PTS	AVG
2019-20	31	14	811	26.2	52	149	.349	33	93	.355	21	24	.875	4	67	71	2.3	46	1	54	43	7	39	158	5.1
TOTAL	31	14	811	26.2	52	149	.349	33	93	.355	21	24	.875	4	67	71	2.3	46	1	54	43	7	39	158	5.1

2019-20 GAME-BY-GAME STATISTICS

Date	Opponent	START	MIN	Total		3-Pointers		Free-Throws		Rebounds				PF	A	TO	BLK	STL	PTS	AVG
				FG-FGA	PCT	3FG-FGA	PCT	FT-FTA	PCT	OFF	DEF	TOT								
11/6	at Stanford	^	37	4-11	.364	2-7	.286	1-2	.500	0	5	5	1	1	3	0	1	11	11.0	
11/10	MSU Northern	^	36	1-4	.250	0-2	.000	0-0	.000	0	4	4	0	2	2	0	1	2	6.5	
11/16	at Arkansas	^	21	0-7	.000	0-4	.000	2-2	1.000	1	1	2	3	2	3	0	2	2	5.0	
11/18	Montana Tech	^	17	0-0	.000	0-0	.000	0-0	.000	0	2	2	1	1	3	0	1	0	3.8	
11/22	at #25 Washington		31	3-6	.500	3-5	.600	0-0	.000	0	2	2	4	2	3	0	1	9	4.8	
11/25	Texas Southern		28	3-5	.600	2-2	1.000	2-2	1.000	0	3	3	0	2	2	0	0	10	5.7	
11/29	Coppin State		29	2-9	.222	2-6	.333	0-0	.000	0	1	1	0	3	1	1	0	6	5.7	
12/1	New Mexico		35	6-13	.462	4-9	.444	0-0	.000	0	1	1	3	2	1	0	1	16	7.0	
12/6	North Dakota		29	1-2	.500	1-1	1.000	0-0	.000	0	3	3	1	0	2	0	0	3	6.6	
12/18	at #8 Oregon		28	2-8	.250	0-4	.000	1-2	.500	0	2	2	3	0	4	0	1	5	6.4	
12/21	at Omaha		33	5-6	.833	3-3	1.000	1-2	.500	1	3	4	5	5	0	0	0	14	7.1	
12/28	Northern Arizona*	^	37	2-8	.250	0-3	.000	0-0	.000	0	3	3	3	5	1	0	1	4	6.8	
12/30	Sacramento State*	^	29	1-4	.250	1-3	.333	0-0	.000	0	3	3	0	2	1	0	2	3	6.5	
1/2	at Southern Utah*	^	35	0-4	.000	0-1	.000	0-0	.000	0	3	3	2	3	2	2	1	0	6.1	
1/4	at Northern Colorado*	^	35	1-6	.167	0-4	.000	0-0	.000	2	3	5	1	1	1	0	1	2	5.8	
1/9	at Eastern Washington*^		23	0-4	.000	0-4	.000	2-2	1.000	0	2	2	2	1	0	1	1	2	5.6	
1/13	Portland State*	^	12	0-2	.000	0-1	.000	0-0	.000	0	0	0	0	0	1	1	0	0	5.2	
1/18	Idaho*	^	27	2-6	.333	0-2	.000	0-0	.000	0	6	6	1	4	2	0	2	4	3.4	
1/23	at Idaho State*	^	29	0-2	.000	0-1	.000	2-2	1.000	0	5	5	3	2	1	1	1	2	5.0	
1/25	at Weber State*	^	39	4-6	.667	4-4	1.000	0-0	.000	0	5	5	2	4	0	0	4	12	5.4	
1/30	at Portland State*	^	13	0-1	.000	0-1	.000	0-0	.000	0	0	0	1	1	2	0	2	0	5.1	
2/1	Montana State*		14	2-4	.500	2-3	.667	0-0	.000	0	2	2	4	1	0	0	0	6	5.1	
2/6	Eastern Washington*		21	2-2	1.000	2-2	1.000	2-2	1.000	0	1	1	0	2	1	0	2	8	5.3	
2/8	at Idaho*		33	4-7	.571	3-5	.600	0-0	.000	0	1	1	0	1	1	0	3	11	5.5	
2/13	Weber State*		27	2-5	.400	0-3	.000	0-0	.000	0	1	1	1	2	0	0	4	4	5.4	
2/15	Idaho State*		36	4-9	.444	3-8	.375	0-0	.000	0	2	2	1	0	1	0	3	11	5.7	
2/22	at Montana State*		15	0-2	.000	0-1	.000	2-2	1.000	0	1	1	0	0	2	1	1	2	5.5	
2/27	at Northern Arizona*		19	0-1	.000	0-1	.000	0-0	.000	0	1	1	1	2	0	0	1	0	5.3	
2/29	at Sacramento State*		9	0-0	.000	0-0	.000	4-4	1.000	0	0	0	0	2	1	0	0	4	5.3	
3/5	Northern Colorado*		13	0-1	.000	0-1	.000	0-0	.000	0	0	0	1	0	1	0	1	0	5.1	
3/7	Southern Utah*		21	1-4	.250	1-2	.500	2-2	1.000	0	1	1	2	1	1	0	1	5	5.1	



4

CAMERON SATTERWHITE

RS-SENIOR | GUARD | 6-4 / 180


VENTURA, CALIFORNIA (NORTHERN ARIZONA/GILBERT CHRISTIAN H.S.)

2018-20 (NORTHERN ARIZONA): Transferred to Northern Arizona, where he averaged 24.3 minutes across 29 games in his only on-court season for the Lumberjacks (2019-20)... Averaged 9.0 points per game on .427 shooting, knocking down 30 3-pointers (third on the team) at a .380 clip... Also averaged 2.4 rebounds per game, in addition to 43 assists (1.5 per game) and 28 steals (1.0 per game)... Scored in double figures in 13 games, including six in a row from Dec. 21-Jan. 11... Posted career bests of 19 points and eight rebounds at Idaho State (Feb. 6)... Tallied a personal-best five assists at Idaho (Feb. 20)... Ranked third on the team for steals, including a career high four vs. UC Davis (Dec. 4)... Made a 3-pointer in 20 of 29 games he appeared in... During league play, averaged 10.2 points per game while shooting at a .410 clip from deep... Started 18 Big Sky Conference contests... Redshirted during his first season in Flagstaff (2018-19) due to NCAA transfer rules.

2016-18 (LOYOLA CHICAGO): Spent first two collegiate seasons at Loyola Chicago, playing in 65 games... Saw action in 35 games in 2017-18, which saw the Ramblers make an improbable run to the 2018 NCAA Final Four... Averaged 10.4 minutes per game during his sophomore season, chipping in with 1.7 points and 1.6 rebounds per game... Scored a season-high 12 points in an early-season win over Eureka College (Nov. 12, 2017)... Hit four clutch free throws in the late moments to help seal a win over No. 5 Florida (Dec. 6, 2017)... Against the Gators, finished with four points, four rebounds, three assists, one blocked shot and zero turnovers in 20 minutes of action... Played in four NCAA tournament games, notching two rebounds and a blocked shot in a Sweet 16 win over Nevada (March 22, 2018)... Averaged 3.0 points and 1.3 rebounds over 30 games during his freshman campaign (2016-17)... Connected on 40.5 percent of his field-goal attempts and shot .773 from the free-throw line.

HIGH SCHOOL: Is a 2016 graduate of Gilbert Christian High School in Arizona... Helped lead the Knights to a pair of Arizona Division II state championship titles (2013 and 2015)... Averaged 18.1 points, 4.9 rebounds, 3.0 assists and 1.3 steals per game during his junior season, while shooting 53 percent from the field, including a 39-percent mark from 3-point range... Rated as the No. 46 prospect nationally at his position coming out of high school... Was the second-ranked recruit in his class in the state of Arizona... Won the Arizona state slam dunk crown during his junior season... Missed senior season due to a torn ACL.

PERSONAL: Born and raised in Ventura, California... Parents are Inger and Jasper Satterwhite... Has an older brother, Wesley, and a younger sister, Lawryn... Earned an undergraduate degree in journalism from Northern Arizona in May 2020... Is working toward a graduate degree in environmental studies.



SATTERWHITE'S CAREER STATISTICS

SEASON	GP	GS	MIN	AVG	FG	FGA	PCT	3FG	3FGA	PCT	FT	FTA	PCT	OFF	DEF	TOT	AVG	PF	FO	AST	T/O	BLK	STL	PTS	AVG		
2016-17*	30	0	387	12.9	34	84	.405	11	40	.275	11	15	.733	3	36	39	1.3	36	0	18	23	4	18	90	3.0		
2017-18*	35	0	363	10.4	18	54	.333	4	19	.211	21	32	.656	4	53	57	1.6	26	0	31	31	4	2	61	1.7		
2018-19**	Did Not Play - NCAA Transfer Rules																										
2019-20**	29	18	704	24.3	91	213	.427	30	79	.380	49	63	.778	10	59	69	2.4	48	0	43	46	8	28	261	9.0		
DI TOTAL	31	29	945	30.5	169	350	.483	5	22	.227	65	106	.613	72	192	264	8.5	76	0	27	75	14	4	408	13.2		

* Stats are from seasons at Loyola Chicago

** Stats are from seasons at Northern Arizona



ROBBY BEASLEY III

FRESHMAN | GUARD | 6-3 / 190
SAN RAMON, CALIFORNIA (DUBLIN H.S.)



HIGH SCHOOL: Is a 2020 graduate of Dougherty Valley High School in San Ramon, California... Spent his first three seasons at Dublin High School... During that span, averaged 17.7 points, 3.4 rebounds and 2.7 assists per game, while leading the Gaels to an 80-17 record... Three-star recruit, according to ESPN and Rivals... Committed to Montana over reported offers from Nevada, San Francisco and UC Davis... Played freshman season at Dublin with former Grizzly Timmy Falls.

PERSONAL: Born in Berkely, California. Hometown is San Ramon, California... Parents are Robert and Carolyn Beasley... Has a younger brother, Ryan... Is studying business administration.



EDDY EGUN

RS-SOPHOMORE | GUARD | 6-4 / 204
WOODLAND HILLS, CALIFORNIA (EL CAMINO REAL H.S.)

10

2019-20 (FRESHMAN): Academic All-Big Sky Conference... Played in 28 games, averaging 7.8 minutes per contest... Averaged 2.0 points and 1.9 rebounds per game while adding nine assists, five steals and four blocks... Led Montana for blocked shots three times and rebounding twice... Had one rebound for every 4.2 on-court minutes... Played 17 minutes in season finale vs. Southern Utah (March 7), his most since seeing 18 minutes vs. Coppin State (Nov. 29)... Against the Thunderbirds, converted a four-point play while being fouled and making a 3-pointer... Added six rebounds vs.

Southern Utah, one of four games with five or more... Scored seven points in 8 minutes against Weber State (Feb. 13), shooting 2-of-2 from the floor while collecting two rebounds and dishing out an assist... After playing 16 minutes through the first nine Big Sky contests, played the final 15 minutes at Portland State (Jan. 30), leading the Griz with seven rebounds, in addition to two steals and six points (2-of-3 from deep)... Played double-figure minutes in seven of the season's first eight games... Recorded a team-high six rebounds at No. 25 Washington (Nov. 22), while making back-to-back 3-pointers during a 14-3 Griz run to tie game... Made his collegiate debut at Stanford (Nov. 6), scoring nine points on 2-of-3 shooting from deep, in a career-high 19 minutes of action.

2018-19 (REDSHIRT): Redshirted during his first season at Montana.

HIGH SCHOOL: Is a 2018 graduate of El Camino Real High School outside of Los Angeles... Twice was named to the All-CIF Los Angeles City Section Boys' Basketball Team... Also earned All-Southern California Prep Insider honors... As a team captain, led the Conquistadors to the state tournament in 2018, scoring 27 points in a narrow defeat to Long Beach Poly... Was selected to play in several postseason all-star games, including the Collision All-Star game in which he was named the game's MVP... Scored 25 points when the Griz coaching staff first saw him play in person, Dec. 6, 2017 after Montana's game vs. UCLA was canceled... Played AAU basketball for Pro Skills Sports Academy.

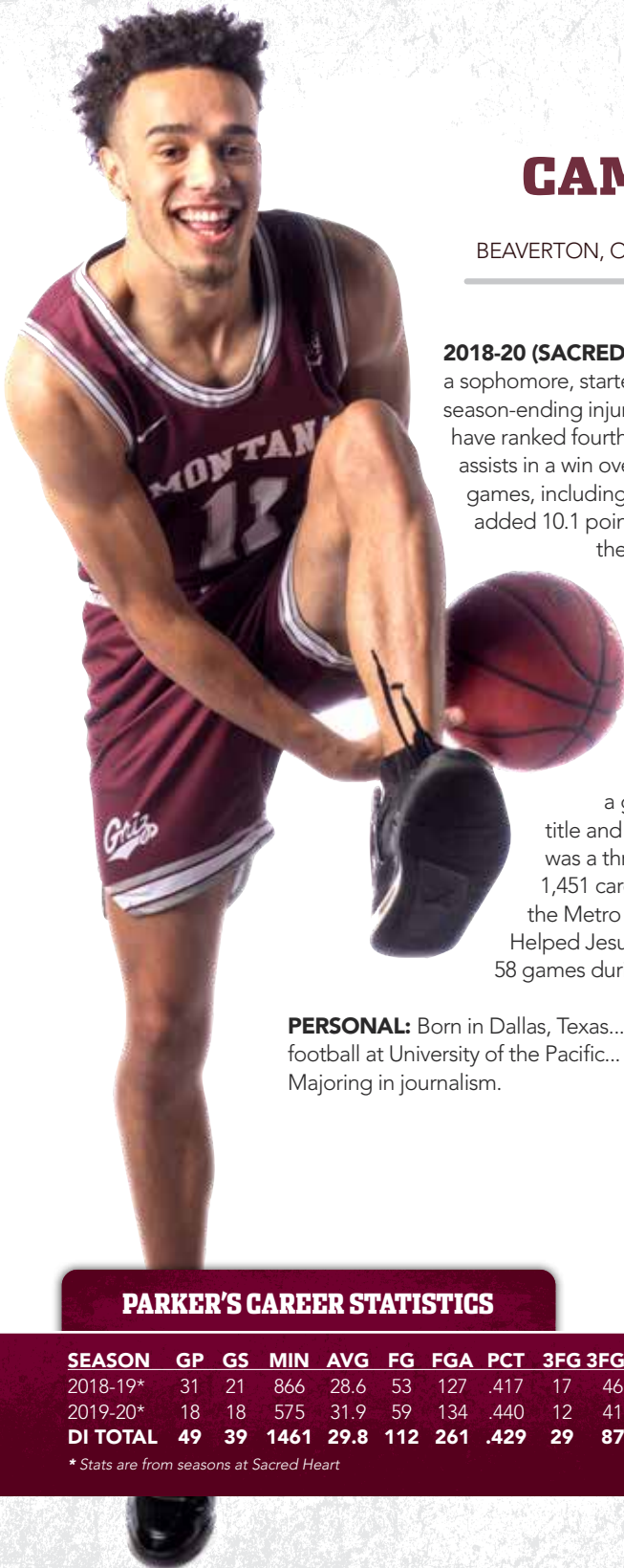
EGUN'S CAREER STATISTICS

SEASON	GP	GS	MIN	AVG	FG	FGA	PCT	3FG	3FGA	PCT	FT	FTA	PCT	OFF	DEF	TOT	AVG	PF	FO	AST	T/O	BLK	STL	PTS	AVG
2018-19																									
2019-20	28	0	218	7.8	16	53	.302	9	26	.346	14	21	.667	5	47	52	1.9	34	0	9	18	4	5	55	2.0
TOTAL	28	0	218	7.8	16	53	.302	9	26	.346	14	21	.667	5	47	52	1.9	34	0	9	18	4	5	55	2.0

Did Not Play - Redshirt Season

2019-20 GAME-BY-GAME STATISTICS

Date	Opponent	Total		3-Pointers		Free-Throws		Rebounds				PF	A	TO	BLK	STL	PTS	AVG
		START	MIN	FG-FGA	PCT	3FG-FGA	PCT	FT-FTA	PCT	OFF	DEF							
11/6	at Stanford	19	3-6	.500	2-3	.667	1-2	.500	0	1	1	1	0	0	0	1	9	9.0
11/10	MSU Northern	18	0-5	.000	0-2	.000	0-0	.000	0	3	3	1	0	0	1	1	0	4.5
11/16	at Arkansas	14	0-3	.000	0-2	.000	0-0	.000	0	2	2	1	1	2	0	0	0	3.0
11/18	Montana Tech	11	1-1	1.000	0-0	.000	0-0	.000	0	2	2	1	1	0	0	0	2	2.8
11/22	at #25 Washington	16	2-6	.333	2-3	.667	0-0	.000	2	4	6	4	3	3	0	0	6	3.4
11/25	Texas Southern	6	0-2	.000	0-2	.000	0-0	.000	0	2	2	0	0	1	0	0	0	2.8
11/29	Coppin State	18	2-2	1.000	0-0	.000	1-2	.500	1	4	5	4	1	1	1	0	5	3.1
12/1	New Mexico	14	0-2	.000	0-1	.000	0-1	.000	0	4	4	4	0	1	1	0	0	2.8
12/6	North Dakota	8	0-3	.000	0-1	.000	4-4	1.000	0	1	1	2	0	0	0	0	4	2.9
12/18	at #8 Oregon	8	0-1	.000	0-0	.000	0-0	.000	0	1	1	0	0	2	0	0	0	2.6
12/21	at Omaha	4	0-1	.000	0-1	.000	0-0	.000	0	1	1	3	0	1	0	0	0	2.4
12/28	Northern Arizona*	3	0-1	.000	0-0	.000	0-0	.000	0	0	0	1	0	1	0	0	0	2.2
12/30	Sacramento State*	----- DNP -----																
1/2	at Southern Utah*	----- DNP -----																
1/4	at Northern Colorado*	0+	0-0	.000	0-0	.000	0-0	.000	0	0	0	0	0	0	0	0	0	2.0
1/9	at Eastern Washington*	4	1-2	.500	0-0	.000	3-3	1.000	0	1	1	0	0	0	0	0	5	2.2
1/13	Portland State*	4	0-1	.000	0-1	.000	0-0	.000	0	0	0	2	0	1	0	0	0	2.1
1/18	Idaho*	2	0-0	.000	0-0	.000	0-0	.000	0	0	0	0	0	0	0	0	0	1.8
1/23	at Idaho State*	2	0-0	.000	0-0	.000	0-0	.000	0	1	1	1	0	0	0	0	0	1.8
1/25	at Weber State*	1	0-0	.000	0-0	.000	0-0	.000	0	0	0	0	0	1	0	0	0	1.7
1/30	at Portland State*	15	2-5	.400	2-3	.667	0-1	.000	0	7	7	3	1	0	0	2	6	1.9
2/1	Montana State*	5	0-1	.000	0-1	.000	0-0	.000	1	0	1	2	0	0	0	0	0	1.9
2/6	Eastern Washington*	0+	0-0	.000	0-0	.000	0-0	.000	0	0	0	1	0	0	0	0	0	1.8
2/8	at Idaho*	----- DNP -----																
2/13	Weber State*	8	2-2	1.000	1-1	1.000	2-2	1.000	0	2	2	0	1	0	0	0	7	2.0
2/15	Idaho State*	6	1-3	.333	0-1	.000	1-1	1.000	0	1	1	1	0	1	0	0	3	2.0
2/22	at Montana State*	6	0-1	.000	0-1	.000	1-2	.500	1	2	3	0	1	0	0	1	1	2.0
2/27	at Northern Arizona*	6	1-3	.333	1-2	.500	0-0	.000	0	1	1	1	0	2	1	0	3	2.0
2/29	at Sacramento State*	0+	0-0	.000	0-0	.000	0-0	.000	0	0	0	0	0	0	0	0	0	2.0
3/5	Northern Colorado*	3	0-0	.000	0-0	.000	0-0	.000	0	1	1	1	0	0	0	0	0	1.9
3/7	Southern Utah*	17	1-2	.500	1-1	1.000	1-3	.333	0	6	6	0	0	0	0	0	4	2.0



CAMERON PARKER

JUNIOR | GUARD | 6-2 / 170

BEAVERTON, OREGON (SACRED HEART/TILTON SCHOOL)

11

2018-20 (SACRED HEART): Played in 49 games, earning 38 starts, in two seasons at Sacred Heart... As a sophomore, started all 18 games he played in, averaging 31.9 minutes per contest before suffering a season-ending injury in January (broken ankle)... Averaged 7.8 assists per game in 2019-20, which would have ranked fourth nationally, had he not gotten injured... Set an NCAA single-game record with 24 assists in a win over Pine Manor (Dec. 1, 2019)... Was in double figures for assists in four consecutive games, including 16 assists and 16 points in the game prior, vs. Quinnipiac (Nov. 24, 2019)... Also added 10.1 points and 0.8 steals per game on the season... Shot .440 from the floor and .750 from the free-throw line... Scored a career-high 23 points at Binghamton (Nov. 16, 2019)... In 2018-19, was named to the Northeast Conference All-Rookie Team after breaking the NEC single-season freshman assists record with 213... The 6.9 assists-per-game average ranked seventh nationally... Also added 6.1 points per game, a 3.8 assist-to-turnover ratio and 0.8 steals per game... In two-year Sacred Heart, tallied six double-doubles and 12 games with double digit assists.

HIGH SCHOOL: Is a 2018 graduate of Tilton School, a college prep school in New Hampshire... During his one season at Tilton, he set school records for most assists in a game and season, while helping Tilton to a Lakes Region championship, NEPSAC AA title and a berth in the Final Four of the National Prep School Championships... Prior to Tilton, was a three-year starter at Jesuit High School outside of Portland, Oregon... Graduated with 1,451 career points... Averaged 25.5 points and 6.1 assists per game as a senior, being named the Metro League Player of the Year... Earned first-team all-state honors as a senior as well... Helped Jesuit to a Metro League title and state-championship appearance as a sophomore... Won 58 games during his three-year career... Participated in the prestigious NIKE Elite 100.

PERSONAL: Born in Dallas, Texas... Hometown is Beaverton, Oregon... Parents are Keith and Kim Parker... Father played football at University of the Pacific... Has a younger brother, Tyson... Cousin is Montana wide receiver Samori Toure... Majoring in journalism.

PARKER'S CAREER STATISTICS

SEASON	GP	GS	MIN	AVG	FG	FGA	PCT	3FG	3FGA	PCT	FT	FTA	PCT	OFF	DEF	TOT	AVG	PF	FO	AST	T/O	BLK	STL	PTS	AVG
2018-19*	31	21	866	28.6	53	127	.417	17	46	.370	66	95	.695	11	103	114	3.7	39	0	213	119	2	26	189	6.1
2019-20*	18	18	575	31.9	59	134	.440	12	41	.293	51	68	.750	4	84	88	4.9	16	0	141	80	1	15	181	10.1
DI TOTAL	49	39	1461	29.8	112	261	.429	29	87	.333	117	163	.718	15	187	202	4.1	55	0	354	199	3	41	370	7.6

* Stats are from seasons at Sacred Heart



12

BRANDON WHITNEY

FRESHMAN | GUARD | 6-1/178
MISSION HILLS, CALIFORNIA (BISHOP ALEMANY H.S.)

HIGH SCHOOL: Is a 2020 graduate of Bishop Alemany High School outside of Los Angeles... Averaged 26.0 points, 6.0 assists, 4.0 rebounds and 3.0 steals per game as a senior, helping the Warriors win 21 games... Earned numerous postseason accolades, including first-team all-state (Cal-Hi Sports), first team All-CIF Southern Section and first-team all-area... Named All-Mission League for the third year in a row, including the second consecutive season on the first team... Scored 43 points in a win over Heritage Christian... Named MVP of the SoCal Christmas Classic, scoring 29 points in the championship game... Averaged 17.8 points, 4.2 assists, 5.0 rebounds and 1.8 steals per game as a junior in 2018-19... Earned All-Mission League honors for the second year in a row... That summer, while playing in a summer tournament in Fairfax, scored 39 points in a win over Santa Monica... Committed to Montana over a reported offer from CSUN and interest from Southern Utah... Played against current Grizzlies Eddy Egun and Kyle Owens in southern California.

PERSONAL: Born and raised in Mission Hills, California... Parents are Emad and Irene Whitney... Mother played basketball at Pierce College, and later served as an assistant coach... Father coached at the high-school level... Has a younger sister, Jordyn... Majoring in business administration.





JOSH BANNAN

FRESHMAN | FORWARD | 6-9 / 215
MELBOURNE, AUSTRALIA (UC LAKE GINNINDERRA)



HIGH SCHOOL: Is a 2020 graduate of UC Senior Secondary College Lake Ginninderra in Canberra... Also attended St. Kevin's College, in Victoria and played for the Blackburn Vikings... Competed at the Centre of Excellence, which is part of the NBL1, a semi-professional Australian league that is on par with the NBA G-League and features some G-League players... Has also spent time at the NBA Global Academy, which serves as the NBA's training hub for the top prospects outside of the U.S. and has produced future NBA players, including Andrew Bogut (2005 No. 1 overall pick), Matthew Dellavedova and Patty Mills... At the NBA Global Academy in 2019, totaled 13.6 points, 4.6 rebounds and 1.8 assists per game... Nearly averaged a double-double with 13.7 points and 9.9 rebounds per game while helping Team Victoria to a gold medal at the 2019 Australian U20 Championships in Canberra... Also played for the U17 national team, where Bannan finished sixth at the 2018 U17 World Cup in Argentina... Played in the Australian circuit with current Grizzly Hunter Clarke.

PERSONAL: Born and raised in Melbourne, Australia... Parents are Chris and Tracey Bannan... Has a younger sister, Eliza... Is studying economics with a minor in mathematics.



MACK ANDERSON

JUNIOR | FORWARD | 6-9 / 208
BOZEMAN, MONTANA (BOZEMAN H.S.)

2019-20 (SOPHOMORE): Academic All-Big Sky Conference for the second consecutive season... Played in all 31 games, earning six starts... Played 11.3 minutes per game, recording 3.3 points and 1.8 rebounds per contest while shooting .554 from the field... Added 22 blocked shots (second on the team), eight assists and six steals... Led Montana for blocking a team-high 12 times and rebounding twice... His Big Sky shooting percentage of .660 would have led the league, if he took enough shots to qualify... Did not miss more than three shots in a game once... Six times made four or more field goals in a game... Scored in double figures three times, including back-to-back games (Feb. 6-8), averaging 12.5 points per game on 10-of-15 shooting across those contests... Had at least one block in 16 games, including six in a row from Feb. 13-March 5... Secured multiple rebounds in five straight games from Jan. 25-Feb. 8... Scored a career-high 15 points at Idaho (Feb. 8), including 11 Griz points in a row to turn a second-half deficit into a permanent lead... Shot 6-of-8 while pulling down four rebounds in the win... Scored nine points on 3-of-4 shooting at Weber State (Jan. 25), while playing a career-high 27 minutes... Made all five shots vs. Portland State (Jan. 13), scoring 10 points, including eight consecutive in the second half... Added two blocked shots... Scored eight points on 4-of-5 shooting at Eastern Washington (Jan. 9), scoring six straight Griz points in the second half... Had a team-high and career-best seven rebounds at Stanford (Nov. 6), also scoring nine points and blocking two shots... Started the season making eight shots in his first 15 games (1.5 points per game on .320 shooting), before finding his form in early January... Earned starts in Montana's first four games (Nov. 6-18), the first of his career.

2018-19 (FRESHMAN): Academic All-Big Sky Conference... Played in 28 of 35 games, including the final 15... Became the first Montana native to play for the Griz as a true freshman since Mike Chavez in 2002-03... After beginning the season with three freshman post players, he asserted himself as the top one, averaging 8.5 minutes per game as one of the main rotation players off the bench... Averaged 4.7 points and 1.6 rebounds per game while shooting .659 from the floor (27-of-41)... Added five blocked shots... In the Big Sky quarterfinals vs. Sacramento State (March 14), played 18 minutes and scored six points while pulling down a career-high-tying five boards... Scored a career-best 12 points on 6-of-8 shooting while logging 22 minutes in a win at Idaho State (Feb. 16)... Saw seven minutes of action in a win over Idaho (Feb. 7), recording a career-high five rebounds, in addition to five points scored... In his return to his hometown of Bozeman (at Montana State, Feb. 2), scored four points within 20 seconds of checking in, including an alley-oop dunk... Was expected to redshirt, but instead made his collegiate debut vs. Incarnate Word (Nov. 16), during the third game of the season... Scored seven points on 3-of-4 shooting.

HIGH SCHOOL: Is a 2018 graduate of Bozeman High School in Montana... Earned numerous all-state honors as a senior, including being named to USA Today's All-USA Montana Boys Basketball First Team... Averaged 16.6 points, 12.9 rebounds and 3.3 blocks per game as a senior... His rebounding and blocking numbers led the state (AA level), while his scoring average ranked in the top 10... Helped his school to three consecutive state title appearances... In 2018, he averaged 19.7 points per game in the state tournament, including a put-back dunk in the closing seconds to send the Hawks to the state title game, and 20 points and 12 boards in the championship game... Competed in the Montana-Wyoming All-Star Series, where he led all Montana players with 16 points... As a junior averaged 2.9 points, 2.9 rebounds and 0.9 blocks per contest in a reserve role, and ranked fifth in the state for scoring efficiency, averaging 1.72 points per field-goal attempt.

PERSONAL: Born in Fort Collins, Colo. ... Raised in Bozeman, Mont. ... Parents are Zack and Casey Anderson... Has an older sister, Bobbi... Committed to Montana over reported offers from Air Force and Montana State, in addition to interest from Boise State, Denver and Washington State, among others... Majoring in business administration.



ANDERSON'S CAREER STATISTICS

SEASON	GP	GS	MIN	AVG	FG	FGA	PCT	3FG	3FGA	PCT	FT	FTA	PCT	OFF	DEF	TOT	AVG	PF	FO	AST	T/O	BLK	STL	PTS	AVG
2018-19	28	0	239	8.5	27	41	.659	0	0	.000	9	20	.450	10	35	45	1.6	53	2	6	17	5	1	63	2.3
2019-20	31	6	369	11.9	41	74	.554	0	1	.000	20	35	.571	21	36	57	1.8	83	3	8	22	22	6	102	3.3
TOTAL	59	6	608	10.3	68	115	.591	0	1	.000	29	55	.527	31	71	102	1.7	136	5	14	39	27	7	165	2.8

2019-20 GAME-BY-GAME STATISTICS

Date	Opponent	START	MIN	Total		3-Pointers		Free-Throws		Rebounds			PF	A	TO	BLK	STL	PTS	AVG
				FG-FGA	PCT	3FG-FGA	PCT	FT-FTA	PCT	OFF	DEF	TOT							
11/6	at Stanford	^	13	0-3	.000	0-0	.000	0-0	.000	0	1	1	3	0	0	1	0	0	0.0
11/10	MSU Northern	^	19	1-4	.250	0-0	.000	1-2	.500	3	3	6	1	0	1	0	1	3	1.5
11/16	at Arkansas	^	25	4-7	.571	0-0	.000	1-1	1.000	3	4	7	4	1	3	2	0	9	4.0
11/18	Montana Tech	^	13	1-3	.333	0-0	.000	0-1	.000	1	1	2	5	0	1	1	0	2	3.5
11/22	at #25 Washington		12	0-2	.000	0-0	.000	2-2	1.000	1	0	1	4	0	1	0	0	2	3.2
11/25	Texas Southern		4	0-0	.000	0-0	.000	0-0	.000	0	0	0	1	0	0	0	0	0	2.7
11/29	Coppin State		1	0-0	.000	0-0	.000	0-0	.000	0	0	0	0	0	0	0	0	0	2.3
12/1	New Mexico		7	0-1	.000	0-0	.000	0-0	.000	0	1	1	3	0	0	1	0	0	2.0
12/6	North Dakota		10	0-0	.000	0-0	.000	1-3	.333	1	4	5	3	0	1	2	0	1	1.9
12/18	at #8 Oregon		22	2-2	1.000	0-0	.000	0-2	.000	0	2	2	4	2	2	2	1	4	2.1
12/21	at Omaha	^	7	0-2	.000	0-0	.000	1-4	.250	1	1	2	2	0	0	0	0	1	2.0
12/28	Northern Arizona*	^	2	0-0	.000	0-0	.000	0-0	.000	0	0	0	1	0	2	0	0	0	1.8
12/30	Sacramento State*		1	0-0	.000	0-0	.000	0-0	.000	0	0	0	1	0	0	0	0	0	1.7
1/2	at Southern Utah*		4	0-0	.000	0-0	.000	0-0	.000	0	0	0	1	0	0	0	0	0	1.6
1/4	at Northern Colorado*		16	0-1	.000	0-0	.000	1-2	.500	0	1	1	3	0	0	0	1	1	1.5
1/9	at Eastern Washington*		17	4-5	.800	0-0	.000	0-0	.000	1	2	3	5	1	0	0	1	8	1.9
1/13	Portland State*		21	5-5	1.000	0-0	.000	0-2	.000	0	2	2	3	1	3	2	0	10	2.4
1/18	Idaho*		8	1-2	.500	0-0	.000	0-0	.000	1	1	2	1	0	1	0	0	2	2.4
1/23	at Idaho State*		11	2-3	.667	0-1	.000	1-1	1.000	0	0	0	5	0	1	1	0	5	2.5
1/25	at Weber State*		27	3-4	.750	0-0	.000	3-4	.750	2	0	2	3	1	0	1	0	9	2.9
1/30	at Portland State*		12	2-3	.667	0-0	.000	1-2	.500	1	0	1	1	0	1	1	0	5	3.0
2/1	Montana State*		13	0-0	.000	0-0	.000	2-2	1.000	1	2	3	2	0	2	0	0	2	2.9
2/6	Eastern Washington*		13	4-7	.571	0-0	.000	2-2	1.000	3	1	4	4	0	1	0	0	10	3.2
2/8	at Idaho*		19	6-8	.750	0-0	.000	3-3	1.000	2	2	4	3	0	0	0	1	15	3.7
2/13	Weber State*		16	0-0	.000	0-0	.000	0-0	.000	0	2	2	3	0	0	1	0	0	3.6
2/15	Idaho State*		19	2-4	.500	0-0	.000	0-0	.000	0	3	3	4	0	1	3	1	4	3.6
2/22	at Montana State*		7	1-2	.500	0-0	.000	0-0	.000	0	0	0	4	1	0	1	0	2	3.5
2/27	at Northern Arizona*		9	1-1	1.000	0-0	.000	0-0	.000	0	0	0	3	1	0	1	0	2	3.5
2/29	at Sacramento State*		12	1-3	.333	0-0	.000	1-2	.500	0	2	2	2	0	1	1	0	3	3.4
3/5	Northern Colorado*		3	1-2	.500	0-0	.000	0-0	.000	0	0	0	1	0	0	1	0	2	3.4
3/7	Southern Utah*		5	0-0	.000	0-0	.000	0-0	.000	0	1	1	3	0	0	0	0	0	3.3

2018-19 GAME-BY-GAME STATISTICS

Date	Opponent	START	MIN	Total		3-Pointers		Free-Throws		Rebounds			PF	A	TO	BLK	STL	PTS	AVG
				FG-FGA	PCT	3FG-FGA	PCT	FT-FTA	PCT	OFF	DEF	TOT							
11/9	Georgia State			----- Did Not Play -----															
11/12	Montana Tech			----- Did Not Play -----															
11/16	vs. Incarnate Word		13	3-4	.750	0-0	.000	1-2	.500	1	3	4	4	1	0	0	0	7	7.0
11/17	vs. Miami (Ohio)		9	0-1	.000	0-0	.000	1-2	.500	0	0	0	4	0	0	0	0	1	4.0
11/18	vs. Georgia Southern		16	0-1	.000	0-0	.000	1-2	.500	1	2	3	3	0	3	0	0	1	3.0
11/28	at Creighton		12	2-2	1.000	0-0	.000	0-0	.000	0	2	2	2	1	0	0	0	4	3.3
12/3	College of Idaho		16	2-4	.500	0-0	.000	1-3	.333	0	1	1	1	0	2	3	0	5	3.6
12/8	at UC Irvine			----- Did Not Play -----															
12/17	North Dakota State		2	0-0	.000	0-0	.000	0-0	.000	0	0	0	1	0	0	0	0	0	3.0
12/19	at Arizona		1	0-0	.000	0-0	.000	0-0	.000	0	0	0	0	0	0	0	0	0	2.6
12/22	at South Dakota State			----- Did Not Play -----															
12/29	at Northern Arizona*		13	1-1	1.000	0-0	.000	0-0	.000	0	3	3	5	0	0	0	0	2	2.5
12/31	at Southern Utah*		11	0-0	.000	0-0	.000	0-0	.000	0	3	3	5	0	2	0	1	0	2.2
1/3	Sacramento State*		7	0-1	.000	0-0	.000	1-2	.500	2	1	3	3	0	0	0	0	1	2.1
1/5	Portland State*			----- Did Not Play -----															
1/10	at Eastern Washington*			----- Did Not Play -----															
1/12	at Northern Colorado*		10	1-2	.500	0-0	.000	0-0	.000	0	0	0	1	0	2	0	0	2	2.1
1/19	at Idaho*		4	1-2	.500	0-0	.000	0-0	.000	0	1	1	2	0	2	0	0	2	2.1
1/24	Idaho State*		5	0-0	.000	0-0	.000	0-0	.000	0	1	1	0	0	0	0	0	0	1.9
1/26	Weber State*			----- Did Not Play -----															
2/2	at Montana State*		1	2-2	1.000	0-0	.000	0-0	.000	0	0	0	2	0	0	0	0	4	2.1
2/7	Idaho*		7	2-3	.667	0-0	.000	1-2	.500	3	2	5	4	1	2	0	0	5	2.3
2/9	Eastern Washington*		2	0-0	.000	0-0	.000	0-0	.000	0	0	0	1	0	1	0	0	0	2.1
2/14	at Weber State*		7	1-1	1.000	0-0	.000	0-0	.000	0	0	0	1	0	0	0	0	2	2.1
2/16	at Idaho State*		22	6-8	.750	0-0	.000	0-1	.000	0	4	4	1	0	0	0	0	12	2.7
2/23	Montana State*		7	0-0	.000	0-0	.000	0-0	.000	0	0	0	3	0	0	0	0	0	2.5
2/25	Northern Colorado*		2	0-1	.000	0-0	.000	0-0	.000	0	0	0	0	0	0	1	0	0	2.4
3/2	Southern Utah*		17	1-1	1.000	0-0	.000	0-0	.000	0	1	1	0	1	0	0	0	2	2.4
3/4	Northern Arizona*		9	0-0	.000	0-0	.000	0-0	.000	0	2	2	1	0	2	1	0	0	2.3
3/7	at Portland State*		2	0-0	.000	0-0	.000	0-0	.000	0	0	0	0	0	0	0	0	0	2.2
3/9	at Sacramento State*		5	0-0	.000	0-0	.000	0-0	.000	0	1	1	2	0	0	0	0	0	2.1
3/14	vs. Sacramento State		18	3-4	.750	0-0	.000	0-0	.000	1	4	5	3	1	0	0	0	6	2.2
3/15	vs. Weber State		14	2-2	1.000	0-0	.000	0-2	.000	1	1	2	2	0	0	0	0	4	2.3
3/16	vs. Eastern Washington		2	0-1	.000	0-0	.000	0-0	.000	0	1	1	2	0	1	0	0	0	2.2
3/21	vs. #8 Michigan		3	0-0	.000	0-0	.000	3-4	.750	1	1	2	0	1	0	0	0	3	2.3



FREDDY BROWN III

RS-SOPHOMORE | GUARD | 6-2 / 178
SEATTLE, WASHINGTON (NATHAN HALE H.S.)



2019-20 (REDSHIRT): Redshirted during second season at Montana.

2018-19 (FRESHMAN): Played in 15 contests, totaling 32 minutes on the floor... Recorded 17 points, five rebounds and one assist... Shot 4-of-8 from beyond the arc, making a trey in four different contests... Scored a career-high six points in six minutes of action vs. Idaho (Feb. 7), connecting on a three-pointer and three of four free-throw attempts... Made his first basket vs. Incarnate Word (Nov. 16), a three-pointer in a win in the Bahamas... Collegiate debut came vs. Montana Tech (Nov. 12).

HIGH SCHOOL: Is a 2018 graduate of Nathan Hale High School in Seattle... As a junior in 2017, was part of a national-championship-winning team, playing alongside McDonald's All-American/first-round NBA Draft pick Michael Porter, Jr. ... As a senior, Brown was the only returner on the Raiders' roster, averaged 28.7 points, 8.4 rebounds, 5.4 assists and 2.4 steals per game... Played AAU with Seattle Rotary EYBL and Team LaVine.

PERSONAL: Born in Seattle, Wash. ... Parents are Fred Jr. and Tina Brown... Has an older sister, Katia... Nephew of late Griz legend Delvon Anderson, the 1992 Big Sky Conference Player of the Year... Grandson of former Seattle SuperSonics star Downtown Freddie Brown... Part of the Makah Tribe... Enrolled at Montana with an academic scholarship... Member of Montana's Student-Athlete Advisory Committee (SAAC)... Majoring in business administration, with interest in studying Native American studies.

BROWN'S CAREER STATISTICS

SEASON	GP	GS	MIN	AVG	FG	FGA	PCT	3FG	3FGA	PCT	FT	FTA	PCT	OFF	DEF	TOT	AVG	PF	FO	AST	T/O	BLK	STL	PTS	AVG
2018-19	15	0	32	2.1	5	13	.385	4	8	.500	3	4	.750	3	2	5	0.3	3	0	1	2	0	0	17	1.1
2019-20																									
TOTAL	15	0	32	2.1	5	13	.385	4	8	.500	3	4	.750	3	2	5	0.3	3	0	1	2	0	0	17	1.1

Did Not Play - Redshirt Season

2018-19 GAME-BY-GAME STATISTICS

Date	Opponent	Total		3-Pointers		Free-Throws		Rebounds				PF	A	TO	BLK	STL	PTS	AVG
		START	MIN	FG-FGA	PCT	3FG-FGA	PCT	FT-FTA	PCT	OFF	DEF							
11/9	Georgia State	----- Did Not Play -----																
11/12	Montana Tech	5	0-2	.000	0-1	.000	0-0	.000	0	0	0	0	0	0	0	0	0	0.0
11/16	vs. Incarnate Word	3	1-1	1.000	1-1	1.000	0-0	.000	0	0	0	0	0	1	0	0	3	1.5
11/17	vs. Miami (Ohio)	0	0-0	.000	0-0	.000	0-0	.000	0	0	0	0	0	0	0	0	0	1.0
11/18	vs. Georgia Southern	----- Did Not Play -----																
11/28	at Creighton	2	0-0	.000	0-0	.000	0-0	.000	0	0	0	1	0	0	0	0	0	0.8
12/3	College of Idaho	2	0-2	.000	0-0	.000	0-0	.000	1	0	1	1	0	0	0	0	0	0.6
12/8	at UC Irvine	----- Did Not Play -----																
12/17	North Dakota State	----- Did Not Play -----																
12/19	at Arizona	2	1-1	1.000	1-1	1.000	0-0	.000	0	0	0	0	0	1	0	0	3	1.0
12/22	at South Dakota State	----- Did Not Play -----																
12/29	at Northern Arizona*	----- Did Not Play -----																
12/31	at Southern Utah*	0+	0-0	.000	0-0	.000	0-0	.000	0	0	0	0	0	0	0	0	0	0.9
1/3	Sacramento State*	2	1-2	.500	1-2	.500	0-0	.000	0	0	0	0	0	0	0	0	3	1.1
1/5	Portland State*	----- Did Not Play -----																
1/10	at Eastern Washington*	----- Did Not Play -----																
1/12	at Northern Colorado*	2	0-1	.000	0-1	.000	0-0	.000	0	0	0	0	0	0	0	0	0	1.0
1/19	at Idaho*		1 0-0	.000	0-0	.000	0-0	.000	0	0	0	0	0	0	0	0	0	0.9
1/24	Idaho State*	----- Did Not Play -----																
1/26	Weber State*	----- Did Not Play -----																
2/2	at Montana State*	----- Did Not Play -----																
2/7	Idaho*	6	1-1	1.000	1-1	1.000	3-4	.750	0	1	1	0	0	0	0	0	6	1.4
2/9	Eastern Washington*	----- Did Not Play -----																
2/14	at Weber State*	----- Did Not Play -----																
2/16	at Idaho State*	----- Did Not Play -----																
2/23	Montana State*	----- Did Not Play -----																
2/25	Northern Colorado*	----- Did Not Play -----																
3/2	Southern Utah*	1	0-0	.000	0-0	.000	0-0	.000	0	0	0	0	0	0	0	0	0	1.3
3/4	Northern Arizona*	----- Did Not Play -----																
3/7	at Portland State*	----- Did Not Play -----																
3/9	at Sacramento State*	1	1-1	1.000	0-0	.000	0-0	.000	0	0	0	1	0	0	0	0	2	1.3
3/14	vs. Sacramento State	----- Did Not Play -----																
3/15	vs. Weber State	3	0-1	.000	0-0	.000	0-0	.000	1	1	2	0	0	0	0	0	0	1.2
3/16	vs. Eastern Washington	----- Did Not Play -----																
3/21	vs. #7 Michigan	2	0-1	.000	0-1	.000	0-0	.000	1	0	1	0	1	0	0	0	0	1.1



DERRICK CARTER-HOLLINGER

SO. | FORWARD | 6-5/212
SAN DIEGO, CALIFORNIA (FOOTHILLS CHRISTIAN H.S.)

2019-20 (FRESHMAN): Big Sky Conference Freshman of the Year... Named Big Sky Player of the Week on Jan. 14... Was the fourth player in Montana history to be named Big Sky Conference Freshman of the Year... Played in all 31 games as a true freshman, earning 17 starts, including the final 10 of the season... Led Montana with 24 blocked shots and a .597 shooting percentage... Logged 22.8 minutes per game (fifth)... Averaged 6.7 points per game (fourth), in addition to 4.9 rebounds per game (second), 33 assists (fifth) and 13 steals (fifth)... Ranked 13th in Big Sky play with 0.9 blocked shots per game... Led Montana for blocked shots nine times and rebounding in six games... Scored in double figures eight times... Pulled down five or more rebounds in 17 games, including double-digit totals twice... Closed the season with back-to-back eight-rebound performances (March 5-7)... In addition to eight boards vs. Northern Colorado (March 5), scored 15 points... Totaled seven points (3-of-4 shooting), nine rebounds and five assists (career high) vs. Montana State (Feb. 1)... Played a career-high 35 minutes at Portland State (Jan. 30) while scoring 17 points on 6-of-7 shooting... Had 14 blocks in a six-game stretch in January (Jan. 9-30), after blocking seven shots through the first 15 contests... Made six of seven shots vs. Portland State (Jan. 13), scoring 13 points in 34 minutes off bench... Had a career night at Eastern Washington (Jan. 9), leading Montana for scoring (20 points) and rebounding (14)... Added a career-high four blocked shots in the victory, leading to a Big Sky Conference Player of the Week honor... Was first true freshman to earn weekly honor since 20017, and the first Griz true freshman ever... Shot 9-of-12 from field, including 2-for-2 from deep... Scored eight points and pulled down seven rebounds in a win over Northern Arizona (Dec. 28)... Made 16-of-22 shot attempts during a four-game span (Nov. 25-Dec. 6), averaging 8.3 points and 5.8 rebounds per game... Recorded a double-double (10 points, 10 rebounds) vs. Coppin State (Nov. 29), including four offensive rebounds... Tied for the team lead with six rebounds at No. 25 Washington (Nov. 22)... Made his collegiate debut at Stanford (Nov. 6), ranking second on the team with 15 points (5-of-6 shooting)... Scored five consecutive Griz points to get Montana within a possession in the second half.

HIGH SCHOOL: Is a 2019 graduate of Foothills Christian High School outside of San Diego... Named the 2019 East County Player of the Year... Two-time all-county selection... Bill Dickens All-Star Game MVP following his senior season... Averaged a double-double as both a junior and senior... During his senior campaign, averaged 17.6 points and 11.5 rebounds per game, in addition to 3.1 blocks, 2.2 assists and 1.8 steals... Led the league for shooting, rebounding and blocked shots, ranked second for scoring, and was third for assists and steals... Had 18 double-doubles in 31 contests... Led Foothills Christian to a 24-7 record and No. 13 ranking in the state of California... Advanced to the title game of the San Diego Section Open Division – the top classification – as both a junior and senior... Averaged 20.3 points and 10.2 rebounds per game as a junior... Finished his three-year varsity career with more than 1,000 career points while shooting better than 50 percent each season... Was invited to participate in the 2018 under-17 Nike Elite Youth Basketball League... Played AAU for the Oakland Soldiers... Visited campus in September 2018 and announced his commitment that weekend... Chose Montana over a reported offer from UC Riverside... Played on the same AAU team as former Grizzlies Timmy Falls, Will Cherry and Mario Dunn... Earned academic all-league honors as well.



CARTER-HOLLINGER'S CAREER STATISTICS

SEASON	GP	GS	MIN	AVG	FG	FGA	PCT	3FG	3FGA	PCT	FT	FTA	PCT	OFF	DEF	TOT	AVG	PF	FO	AST	T/O	BLK	STL	PTS	AVG
2019-20	31	17	708	22.8	89	149	.597	9	19	.474	21	33	.636	39	112	151	4.9	94	5	33	36	24	13	208	6.7
TOTAL	31	17	708	22.8	89	149	.597	9	19	.474	21	33	.636	39	112	151	4.9	94	5	33	36	24	13	208	6.7

2019-20 GAME-BY-GAME STATISTICS

Date	Opponent	START	MIN	Total		3-Pointers		Free-Throws		Rebounds				PF	A	TO	BLK	STL	PTS	AVG
				FG-FGA	PCT	3FG-FGA	PCT	FT-FTA	PCT	OFF	DEF	TOT								
11/6	at Stanford		28	5-6	.833	1-1	1.000	4-5	.800	3	3	6	3	0	1	1	1	15	15.0	
11/10	MSU Northern		16	3-4	.750	0-0	.000	0-0	.000	1	2	3	0	1	1	1	0	6	10.5	
11/16	at Arkansas		26	3-5	.600	0-0	.000	2-4	.500	2	3	5	2	0	1	1	0	8	9.7	
11/18	Montana Tech	*	18	2-6	.333	0-0	.000	0-0	.000	1	4	5	3	0	0	0	1	4	8.3	
11/22	at Washington	*	22	1-4	.250	0-0	.000	1-2	.500	2	4	6	5	0	3	0	1	3	7.2	
11/25	Texas Southern	*	22	5-7	.714	0-0	.000	0-0	.000	1	4	5	4	0	2	1	2	10	7.7	
11/29	Coppin State	*	28	5-7	.714	0-0	.000	0-1	.000	4	6	10	2	2	1	1	1	10	8.0	
12/1	New Mexico	*	31	3-4	.750	0-1	.000	1-2	.500	1	4	5	5	0	2	1	0	7	7.9	
12/6	North Dakota	*	18	3-4	.750	0-0	.000	0-0	.000	2	1	3	4	2	0	0	0	6	7.7	
12/18	at Oregon	*	20	2-5	.400	0-0	.000	1-2	.500	0	1	1	2	1	1	0	0	5	7.4	
12/21	at Omaha		5	0-2	.000	0-1	.000	0-0	.000	0	0	0	2	0	0	0	0	0	6.7	
12/28	Northern Arizona*		23	3-4	.750	0-0	.000	2-2	1.000	2	5	7	4	1	1	0	0	8	6.8	
12/30	Sacramento State*		6	0-3	.000	0-0	.000	0-0	.000	1	0	1	2	0	1	0	1	0	6.3	
1/2	at Southern Utah*		8	0-1	.000	0-0	.000	0-0	.000	0	4	4	2	2	0	1	0	0	5.9	
1/4	at Northern Colorado*		22	4-6	.667	1-2	.500	1-2	.500	1	4	5	0	0	1	0	0	10	6.1	
1/9	at Eastern Washington*		30	9-12	.750	2-2	1.000	0-0	.000	4	10	14	4	2	2	4	0	20	7.0	
1/13	Portland State*		34	6-7	.857	1-2	.500	0-1	.000	1	3	4	3	2	1	2	1	13	7.4	
1/18	Idaho*		26	3-5	.600	0-1	.000	0-0	.000	2	5	7	5	2	2	4	0	6	7.9	
1/23	at Idaho State*		12	2-3	.667	0-0	.000	0-0	.000	1	1	2	3	0	1	1	0	4	7.1	
1/25	at Weber State*		24	0-2	.000	0-0	.000	1-2	.500	2	2	4	5	0	1	2	1	1	6.8	
1/30	at Portland State*		35	6-7	.857	1-2	.500	4-4	1.000	1	4	5	3	0	2	1	1	17	7.3	
2/1	Montana State*	*	32	3-4	.750	1-1	1.000	0-0	.000	1	8	9	3	5	1	0	0	7	7.3	
2/6	Eastern Washington*	*	26	3-4	.750	1-1	1.000	0-1	.000	1	2	3	4	3	1	0	0	7	7.3	
2/8	at Idaho*	*	24	2-3	.667	0-0	.000	2-2	1.000	0	3	3	2	0	0	0	1	6	7.2	
2/13	Weber State*	*	24	1-3	.333	0-0	.000	0-0	.000	0	1	1	4	2	2	1	0	2	7.0	
2/15	Idaho State*	*	18	0-3	.000	0-1	.000	0-0	.000	1	3	4	2	2	1	1	0	0	6.7	
2/22	at Montana State*	*	28	3-4	.750	0-0	.000	0-0	.000	2	3	5	2	1	2	1	1	6	6.7	
2/27	at Northern Arizona*	*	22	2-6	.333	0-1	.000	0-0	.000	0	3	3	4	2	2	0	1	4	6.6	
2/29	at Sacramento State*	*	21	1-3	.333	0-0	.000	0-1	.000	0	5	5	3	1	0	0	0	2	6.4	
3/5	Northern Colorado*	*	34	6-11	.545	1-3	.333	2-2	1.000	2	6	8	2	2	2	0	0	15	6.7	
3/7	Southern Utah*	*	25	3-4	.750	0-0	.000	0-0	.000	0	8	8	5	0	0	0	0	6	6.7	

44



HUNTER CLARKE

FRESHMAN | GUARD | 6-5 / 185
KALEEN, AUSTRALIA (UC LAKE GINNINDERRA)

Clarke has several ties to the United States, and even Montana. Born in Australia's capital of Canberra and raised in Adelaide, he moved to California in sixth grade when his father, Marty, became an assistant coach at Saint Mary's. Clarke lived in California for about four years before moving back to Australia and receiving a scholarship offer at the NBA Global Academy at Basketball Australia's Centre of Excellence. Clarke's older brother, Anderson, is in his second season as a graduate manager with the Griz.


Prior to coming to the United States, Clarke competed at the Centre of Excellence, which is part of the NBL1, a semi-professional Australian league that is on par with the NBA G-League, and even features some G-League players.

Clarke has also been enrolled at the NBA Global Academy since June 2017. In 12 games in 2019, Clarke averaged 10.2 points, 4.0 rebounds and 1.7 assists per game. The NBA Global Academy serves as the NBA's hub for the top male and female prospects from outside the U.S. to train. It has produced future NBA players, including Andrew Bogut (2005 No. 1 overall pick), Matthew Dellavedova and Patty Mills.

Despite just turning 18, Clarke averaged 16.9 points, 5.1 rebounds and 1.9 assists per game across seven contests for Australia Basketball's U20 national team last summer. He has been part of the Basketball Australia circuit for several years, also playing for the U17 national team in 2018 where he finished sixth at the U17 World Cup in Argentina.

Clarke first received a letter from Montana in early high school, when he was living in California, but things really took off in August 2018, when Cobb traveled to Australia to see both he and Australian teammate and fellow Griz commit Josh Bannan compete.

"I think Hunter's IQ is something that is undervalued," head coach Travis DeCuire said. "He has a feel for the game and his No. 1 weapon is his ability to shoot the ball. He has a quick release and a high release, and he has length, so he shouldn't struggle to get shots off."





When Connect is your last name, you don't even need a middle name.

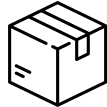
We're excited to welcome Grizzly fans to the Kelley Connect family. We're here to help find strategic advantages to grow your business. Let us make that connection for you.



COPIERS
PRINTERS



MANAGED
PRINT SERVICES



MAILING
SOLUTIONS



DOCUMENT
MANAGEMENT



WIDE FORMAT
PRINTERS



SUPPLIES



IT SERVICES

"Kelley Connect is a great business partner, helping us maximize our technology investments with innovative business solutions."

- Knife River, Missoula

PROUD SPONSOR



kelleyconnect.com/griz

S E A S O N
REVIEW

SEASON REVIEW

2019-20 SEASON STATISTICS - ALL GAMES

RECORD:	OVERALL	HOME	AWAY	NEUTRAL
ALL GAMES	18-13	12-3	6-10	0-0
CONFERENCE	14-6	8-2	6-4	0-0
NON-CONFERENCE	4-7	4-1	0-6	0-0

#	Player	gp-gs	min	avg	Total		3-Point		F-Throw		Rebounds				pf	dq	a	to	blk	stl	pts	avg
					fg-fga	fg%	3fg-fga	3fg%	ft-fa	ft%	off	def	tot	avg								
04	Sayed Pridgett	31-31	112	36.2	250-489	.51	12-49	.24	101-147	.68	45	177	222	7.2	89	2	120	102	16	46	613	19.8
02	Kendal Manuel	31-31	112	36.1	166-385	.43	59-164	.36	76-84	.90	10	98	108	3.5	47	0	59	53	4	27	467	15.1
33	Jared Samuelson	27-20	464	17.2	91-164	.55	19-41	.46	17-22	.77	17	61	78	2.9	54	1	9	16	9	12	218	8.1
35	Derrick Carter-Holl	31-17	708	22.8	89-149	.59	9-19	.47	21-33	.63	39	112	151	4.9	94	5	33	36	24	13	208	6.7
01	Timmy Falls	31-27	919	29.6	77-185	.41	23-60	.38	27-41	.65	4	66	70	2.3	105	6	87	54	12	39	204	6.6
03	Josh Vazquez	31-14	811	26.2	52-149	.34	33-93	.35	21-24	.87	4	67	71	2.3	46	1	54	43	7	39	158	5.1
00	Kyle Owens	31-9	482	15.5	48-102	.47	10-33	.30	37-51	.72	22	49	71	2.3	71	4	7	19	3	8	143	4.6
23	Mack Anderson	31-6	369	11.9	41-74	.55	0-1	.00	20-35	.57	21	36	57	1.8	83	3	8	22	22	6	102	3.3
22	Yagizhan Selcuk	11-0	59	5.4	11-26	.42	0-0	.00	5-11	.45	5	7	12	1.1	5	0	1	2	0	0	27	2.5
10	Eddy Egun	28-0	218	7.8	16-53	.30	9-26	.34	14-21	.66	5	47	52	1.9	34	0	9	18	4	5	55	2.0
32	Peter Jones	3-0	4	1.3	0-1	.00	0-0	.00	0-0	.00	0	2	2	0.7	0	0	0	0	0	0	0	0.0
Team											32	44	76				5					
Total.....		31	6275		841-177	.47	174-486	.35	339-469	.72	204	766	970	31.3	628	22	387	370	101	195	219	70.8
Opponents.....		31	6275		713-164	.43	175-518	.33	521-727	.71	257	792	104	33.8	517	-	321	445	86	184	212	68.5

TEAM STATISTICS	UM	OPP	Date	Opponent	Score	Att.
SCORING	2195	2122	11/6/19	at Stanford	L 62-73	2930
Points per game	70.8	68.5	11/10/19	MSU NORTHERN	w 64-50	2927
Scoring margin	+2.4	-	11/16/19	at Arkansas	L 46-64	13058
FIELD GOALS-ATT	841-1777	713-1641	11/18/19	MONTANA TECH	L 72-74	2857
Field goal pct	.473	.434	11/22/19	at Washington	L 56-73	8370
3 POINT FG-ATT	174-486	175-518	11/25/19	TEXAS SOUTHERN	w 74-62	2981
3-point FG pct	.358	.338	11/29/19	COPPIN STATE	w 69-62	3335
3-pt FG made per gam	5.6	5.6	12/1/19	at New Mexico	L 63-72	10503
FREE THROWS-ATT	339-469	521-727	12/6/19	NORTH DAKOTA	w 77-70	3698
Free throw pct	.723	.717	12/18/19	at Oregon	L 48-81	5803
F-Throws made per ga	10.9	16.8	12/21/19	at Omaha	Lot 82-87	2778
REBOUNDS	970	1049	* 12/28/19	NORTHERN ARIZONA	w 79-72	4017
Rebounds per game	31.3	33.8	* 12/30/19	SACRAMENTO STATE	w 52-50	3846
Rebounding margin	-2.5	-	* 1/2/20	at Southern Utah	w 60-58	2059
ASSISTS	387	321	* 1/4/20	at Northern Colorado	L 66-74	1431
Assists per game	12.5	10.4	* 1/9/20	at Eastern Washington	w 90-63	1837
TURNOVERS	370	445	* 1/13/20	PORTLAND STATE	w 85-70	3252
Turnovers per game	11.9	14.4	* 1/18/20	IDAHO	w 67-63	4279
Turnover margin	+2.4	-	* 1/23/20	at Idaho State	w 77-74	1461
Assist/turnover ratio	1.0	0.7	* 1/25/20	at Weber State	Lot 85-87	6034
STEALS	195	184	* 1/30/20	at Portland State	L 81-88	1704
Steals per game	6.3	5.9	* 2/1/20	MONTANA STATE	w 78-64	7040
BLOCKS	101	86	* 2/6/20	EASTERN WASHINGTON	w 92-82	3879
Blocks per game	3.3	2.8	* 2/8/20	at Idaho	w 82-71	1804
ATTENDANCE	60372	68432	* 2/13/20	WEBER STATE	w 72-37	3730
Home games-Avg/Game	15-4025	16-4277	* 2/15/20	IDAHO STATE	w 78-63	4657
Neutral site-Avg/Game	-	0-0	* 2/22/20	at Montana State	w 59-54	6570
			* 2/27/20	at Northern Arizona	L 56-57	918
			* 2/29/20	at Sacramento State	w 79-71	1172
			* 3/5/20	NORTHERN COLORADO	L 64-71	4822
			* 3/7/20	SOUTHERN UTAH	Lot 80-85	5052

* = Conference game

2019-20 SEASON STATISTICS - BIG SKY CONFERENCE GAMES

RECORD:	OVERALL	HOME	AWAY	NEUTRAL
ALL GAMES	14-6	8-2	6-4	0-0
CONFERENCE	14-6	8-2	6-4	0-0
NON-CONFERENCE	0-0	0-0	0-0	0-0

#	Player	gp-gs	min	avg	Total		3-Point		F-Throw		Rebounds				pf	dq	a	to	blk	stl	pts	avg
					fg-fga	fg%	3fg-fga	3fg%	ft-fa	ft%	off	def	tot	avg								
04	Sayed Pridgett	20-20	712	35.6	161-315	.51	8-32	.25	70-104	.67	31	106	137	6.9	59	1	85	67	7	22	400	20.0
02	Kendal Manuel	20-20	749	37.5	119-252	.47	42-97	.43	48-53	.90	7	68	75	3.8	35	0	39	34	0	17	328	16.4
33	Jared Samuelson	20-19	380	19.0	85-141	.60	18-39	.46	16-20	.80	15	51	66	3.3	48	1	7	16	8	9	204	10.2
35	Derrick Carter-Holl	20-10	474	23.7	57-95	.60	8-16	.50	12-17	.70	22	80	102	5.1	62	3	27	23	18	7	134	6.7
01	Timmy Falls	20-20	617	30.9	49-121	.40	17-41	.41	15-18	.83	3	36	39	2.0	71	5	62	26	7	30	130	6.5
00	Kyle Owens	20-0	278	13.9	29-60	.48	7-20	.35	19-30	.63	10	32	42	2.1	41	3	3	5	1	2	84	4.2
23	Mack Anderson	20-1	235	11.8	33-50	.66	0-1	.00	14-20	.70	11	19	30	1.5	53	2	5	13	13	4	80	4.0
03	Josh Vazquez	20-10	487	24.4	25-78	.32	16-50	.32	14-14	1.000	2	40	42	2.1	25	0	34	19	6	31	80	4.0
10	Eddy Egun	17-0	82	4.8	8-21	.38	5-11	.45	8-12	.66	2	22	24	1.4	13	0	3	6	1	3	29	1.7
22	Yagizhan Selcuk	10-0	32	3.2	5-13	.38	0-0	.00	3-6	.50	2	4	6	0.6	1	0	0	2	0	0	13	1.3
32	Peter Jones	3-0	4	1.3	0-1	.00	0-0	.00	0-0	.00	0	2	2	0.7	0	0	0	0	0	0	0	0.0
Team												16	30	46				2				
Total.....		20	4050		571-114	.49	121-307	.39	219-294	.74	121	490	611	30.6	408	15	265	213	61	125	148	74.1
Opponents.....		20	4050		450-103	.43	107-307	.34	347-479	.72	158	494	652	32.6	330	-	184	282	51	103	135	67.7

TEAM STATISTICS	UM	OPP	Date	Opponent	Score	Att.
SCORING	1482	1354	* 12/28/19	NORTHERN ARIZONA	w 79-72	4017
Points per game	74.1	67.7	* 12/30/19	SACRAMENTO STATE	w 52-50	3846
Scoring margin	+6.4	-	* 1/2/20	at Southern Utah	w 60-58	2059
FIELD GOALS-ATT	571-1147	450-1032	* 1/4/20	at Northern Colorado	L 66-74	1431
Field goal pct	.498	.436	* 1/9/20	at Eastern Washington	w 90-63	1837
3 POINT FG-ATT	121-307	107-307	* 1/13/20	PORTLAND STATE	w 85-70	3252
3-point FG pct	.394	.349	* 1/18/20	IDAHO	w 67-63	4279
3-pt FG made per gam	6.1	5.4	* 1/23/20	at Idaho State	w 77-74	1461
FREE THROWS-ATT	219-294	347-479	* 1/25/20	at Weber State	Lot 85-87	6034
Free throw pct	.745	.724	* 1/30/20	at Portland State	L 81-88	1704
F-Throws made per ga	11.0	17.4	* 2/1/20	MONTANA STATE	w 78-64	7040
REBOUNDS	611	652	* 2/6/20	EASTERN WASHINGTON	w 92-82	3879
Rebounds per game	30.6	32.6	* 2/8/20	at Idaho	w 82-71	1804
Rebounding margin	-2.0	-	* 2/13/20	WEBER STATE	w 72-37	3730
ASSISTS	265	184	* 2/15/20	IDAHO STATE	w 78-63	4657
Assists per game	13.3	9.2	* 2/22/20	at Montana State	w 59-54	6570
TURNOVERS	213	282	* 2/27/20	at Northern Arizona	L 56-57	918
Turnovers per game	10.7	14.1	* 2/29/20	at Sacramento State	w 79-71	1172
Turnover margin	+3.5	-	* 3/5/20	NORTHERN COLORADO	L 64-71	4822
Assist/turnover ratio	1.2	0.7	* 3/7/20	SOUTHERN UTAH	Lot 80-85	5052
STEALS	125	103				
Steals per game	6.3	5.2				
BLOCKS	61	51				
Blocks per game	3.1	2.6				
ATTENDANCE	44574	24990				
Home games-Avg/Gam	10-4457	10-2499				
Neutral site-Avg/Game	-	0-0				

* = Conference game

Score by Periods	1st	2nd	OT	Totals
Montana	710	750	22	1482
Opponents	635	690	29	1354

SEASON REVIEW

2019-20 SEASON STATISTICS - HOME GAMES

#	Player	gp-gs	min	avg	Total			3-Point		F-Throw		Rebounds				pf	dq	a	to	blk	stl	pts	avg		
					fg-fga	fg%	3fg-fga	3fg%	ft-fa	ft%	off	def	tot	avg											
00	Kyle Owens	15-4	263	17.5	31-62	.50	5-20	.25	26-33	.78	16	32	48	3.2	40	2	3	11	1	3	93	6.2			
01	Timmy Falls	15-13	447	29.8	43-99	.43	11-29	.37	16-26	.61	3	34	37	2.5	46	1	43	26	5	20	113	7.5			
02	Kendal Manuel	15-15	539	35.9	74-176	.42	30-75	.40	57-59	.96	4	48	52	3.5	18	0	31	27	3	13	235	15.7			
03	Josh Vazquez	15-6	376	25.1	23-65	.35	14-39	.35	6-6	1.000	0	32	32	2.1	15	0	25	19	2	18	66	4.4			
04	Sayed Pridgett	15-15	552	36.8	133-253	.52	7-23	.30	54-78	.69	22	90	112	7.5	41	1	60	40	9	26	327	21.8			
10	Eddy Egun	14-0	109	7.8	7-23	.30	2-10	.20	9-12	.75	2	22	24	1.7	16	0	3	6	2	1	25	1.8			
22	Yagizhan Selcuk	4-0	13	3.3	1-2	.50	0-0	.00	0-0	.00	0	0	0	0.0	0	0	0	1	0	0	2	0.5			
23	Mack Anderson	15-3	149	9.9	15-27	.55	0-0	.00	6-12	.50	10	20	30	2.0	33	1	1	13	10	2	36	2.4			
32	Peter Jones	2-0	4	2.0	0-1	.00	0-0	.00	0-0	.00	0	1	1	0.5	0	0	0	0	0	0	0	0.0			
33	Jared Samuelson	13-9	223	17.2	45-80	.56	10-23	.43	6-10	.60	9	29	38	2.9	29	1	6	7	7	6	106	8.2			
35	Derrick Carter-Holl	15-10	350	23.3	46-76	.60	4-9	.44	4-7	.57	20	58	78	5.2	47	2	24	17	11	6	100	6.7			
Team											16	24	40												2
Total.....		15	3025		418-864	.48	83-228	.36	184-243	.75	102	390	492	32.8	285	8	196	169	50	95	110	73.5			
Opponents.....		15	3025		337-807	.41	89-264	.33	212-305	.69	123	375	498	33.2	260	-	150	227	34	71	975	65.0			

2019-20 SEASON STATISTICS - ROAD GAMES

#	Player	gp-gs	min	avg	Total			3-Point		F-Throw		Rebounds				pf	dq	a	to	blk	stl	pts	avg		
					fg-fga	fg%	3fg-fga	3fg%	ft-fa	ft%	off	def	tot	avg											
00	Kyle Owens	16-5	219	13.7	17-40	.42	5-13	.38	11-18	.61	6	17	23	1.4	31	2	4	8	2	5	50	3.1			
01	Timmy Falls	16-14	472	29.5	34-86	.39	12-31	.38	11-15	.73	1	32	33	2.1	59	5	44	28	7	19	91	5.7			
02	Kendal Manuel	16-16	581	36.3	92-209	.44	29-89	.32	19-25	.76	6	50	56	3.5	29	0	28	26	1	14	232	14.5			
03	Josh Vazquez	16-8	435	27.2	29-84	.34	19-54	.35	15-18	.83	4	35	39	2.4	31	1	29	24	5	21	92	5.8			
04	Sayed Pridgett	16-16	569	35.6	117-236	.49	5-26	.19	47-69	.68	23	87	110	6.9	48	1	60	62	7	20	286	17.9			
10	Eddy Egun	14-0	109	7.8	9-30	.30	7-16	.43	5-9	.55	3	25	28	2.0	18	0	6	12	2	4	30	2.1			
22	Yagizhan Selcuk	7-0	46	6.6	10-24	.41	0-0	.00	5-11	.45	5	7	12	1.7	5	0	1	1	0	0	25	3.6			
23	Mack Anderson	16-3	220	13.8	26-47	.55	0-1	.00	14-23	.60	11	16	27	1.7	50	2	7	9	12	4	66	4.1			
32	Peter Jones	1-0	0	0.0	0-0	.00	0-0	.00	0-0	.00	0	1	1	1.0	0	0	0	0	0	0	0	0.0			
33	Jared Samuelson	14-11	241	17.2	46-84	.54	9-18	.50	11-12	.91	8	32	40	2.9	25	0	3	9	2	6	112	8.0			
35	Derrick Carter-Holl	16-7	358	22.4	43-73	.58	5-10	.50	17-26	.65	19	54	73	4.6	47	3	9	19	13	7	108	6.8			
Team											16	20	36												3
Total.....		16	3250		423-913	.46	91-258	.35	155-226	.68	102	376	478	29.9	343	14	191	201	51	100	109	68.2			
Opponents.....		16	3250		376-834	.45	86-254	.33	309-422	.73	134	417	551	34.4	257	-	171	218	52	113	114	71.7			

2019-20 SEASON STATISTICS - WINS

#	Player	gp-gs	min	avg	Total			3-Point		F-Throw		Rebounds				pf	dq	a	to	blk	stl	pts	avg		
					fg-fga	fg%	3fg-fga	3fg%	ft-fa	ft%	off	def	tot	avg											
00	Kyle Owens	18-4	277	15.4	34-63	.54	7-20	.35	14-22	.63	16	33	49	2.7	45	3	5	11	2	2	89	4.9			
01	Timmy Falls	18-17	543	30.2	49-116	.42	16-36	.44	20-29	.69	1	38	39	2.2	58	3	53	30	10	26	134	7.4			
02	Kendal Manuel	18-18	645	35.8	95-207	.45	37-87	.42	59-64	.92	6	59	65	3.6	19	0	40	33	3	18	286	15.9			
03	Josh Vazquez	18-8	469	26.1	26-79	.32	16-48	.33	14-14	1.000	0	41	41	2.3	18	0	32	21	7	22	82	4.6			
04	Sayed Pridgett	18-18	643	35.7	146-283	.51	6-28	.21	67-94	.71	29	106	135	7.5	46	0	70	50	9	31	365	20.3			
10	Eddy Egun	15-0	90	6.0	6-23	.26	1-10	.10	12-14	.85	3	17	20	1.3	15	0	3	5	2	2	25	1.7			
22	Yagizhan Selcuk	9-0	31	3.4	5-12	.41	0-0	.00	3-6	.50	2	4	6	0.7	1	0	0	2	0	0	13	1.4			
23	Mack Anderson	18-2	197	10.9	27-43	.62	0-1	.00	11-17	.64	12	24	36	2.0	44	2	3	14	11	4	65	3.6			
32	Peter Jones	3-0	4	1.3	0-1	.00	0-0	.00	0-0	.00	0	2	2	0.7	0	0	0	0	0	0	0	0.0			
33	Jared Samuelson	17-13	305	17.9	67-114	.58	14-28	.50	14-18	.77	13	38	51	3.0	40	1	8	9	9	10	162	9.5			
35	Derrick Carter-Holl	18-10	396	22.0	52-81	.64	5-8	.62	4-8	.50	24	66	90	5.0	53	1	28	19	18	7	113	6.3			
Team											13	25	38												2
Total.....		18	3600		507-102	.49	102-266	.38	218-286	.76	119	453	572	31.8	339	10	242	196	71	122	133	74.1			
Opponents.....		18	3600		392-950	.41	94-300	.31	258-370	.69	152	431	583	32.4	303	-	175	272	47	91	113	63.1			

2019-20 SEASON STATISTICS - LOSSES

#	Player	gp-gs	min	avg	Total			3-Point		F-Throw		Rebounds										
					fg-fga	fg%	3fg-fga	3fg%	ft-fta	ft%	off	def	tot	avg	pf	dq	a	to	blk	stl	pts	avg
00	Kyle Owens	13-5	205	15.8	14-39	.35	3-13	.23	23-29	.79	6	16	22	1.7	26	1	2	8	1	6	54	4.2
01	Timmy Falls	13-10	376	28.9	28-69	.40	7-24	.29	7-12	.58	3	28	31	2.4	47	3	34	24	2	13	70	5.4
02	Kendal Manuel	13-13	475	36.5	71-178	.39	22-77	.28	17-20	.85	4	39	43	3.3	28	0	19	20	1	9	181	13.9
03	Josh Vazquez	13-6	342	26.3	26-70	.37	17-45	.37	7-10	.70	4	26	30	2.3	28	1	22	22	0	17	76	5.8
04	Sayeed Pridgett	13-13	478	36.8	104-206	.50	6-21	.28	34-53	.64	16	71	87	6.7	43	2	50	52	7	15	248	19.1
10	Eddy Egun	13-0	128	9.8	10-30	.33	8-16	.50	2-7	.28	2	30	32	2.5	19	0	6	13	2	3	30	2.3
22	Yagizhan Selcuk	2-0	28	14.0	6-14	.42	0-0	.00	2-5	.40	3	3	6	3.0	4	0	1	0	0	0	14	7.0
23	Mack Anderson	13-4	172	13.2	14-31	.45	0-0	.00	9-18	.50	9	12	21	1.6	39	1	5	8	11	2	37	2.8
33	Jared Samuelson	10-7	159	15.9	24-50	.48	5-13	.38	3-4	.75	4	23	27	2.7	14	0	1	7	0	2	56	5.6
35	Derrick Carter-Holl	13-7	312	24.0	37-68	.54	4-11	.36	17-25	.68	15	46	61	4.7	41	4	5	17	6	6	95	7.3
Team											19	19	38									3
Total.....		13	2675		334-755	.44	72-220	.32	121-183	.66	85	313	398	30.6	289	12	145	174	30	73	861	66.2
Opponents.....		13	2675		321-691	.46	81-218	.37	263-357	.73	105	361	466	35.8	214	-	146	173	39	93	986	75.8

GRIZ HOOPS

BEST IN THE BIG SKY

UNDER TRAVIS DECIURE, MONTANA HAS A WINNING RECORD OVER EVERY BIG SKY CONFERENCE OPPONENT

8-5



7-5



10-0



11-1



10-1



8-4



7-4



9-4



9-1



8-5



8-0



2019-20 GAME-BY-GAME STATISTICS

Opponent	Date	Score	W/L	--TOTAL--		--3-PTRS--		--FTS--		--REBOUNDS--										
				FG-A	Pct.	3FG-A	Pct.	FT-A	Pct.	Off	Def	Tot	Avg	PF	A	TO	Blk	Stl	Pts	Avg
at Stanford	11/6/19	62-73	L	23-52	.442	7-20	.350	9-14	.643	5	26	31	31.0	13	9	17	4	6	62	62.0
MSU NORTHERN	11/10/19	64-50	W	27-60	.450	2-14	.143	8-10	.800	8	23	31	31.0	8	11	9	5	7	64	63.0
at Arkansas	11/16/19	46-64	L	18-56	.321	2-16	.125	8-14	.571	15	24	39	33.7	22	10	23	5	5	46	57.3
MONTANA TECH	11/18/19	72-74	L	25-48	.521	4-11	.364	18-23	.783	7	28	35	34.0	22	10	18	2	6	72	61.0
at Washington	11/22/19	56-73	L	19-57	.333	9-22	.409	9-13	.692	9	18	27	32.4	33	13	20	0	7	56	60.0
TEXAS SOUTHERN	11/25/19	74-62	W	28-54	.519	3-11	.273	15-20	.750	5	30	35	32.8	16	10	14	4	6	74	62.3
COPPIN STATE	11/29/19	69-62	W	29-65	.446	8-25	.320	3-7	.429	9	32	41	34.0	14	18	13	5	6	69	63.3
at New Mexico	12/1/19	63-72	L	26-60	.433	7-22	.318	4-7	.571	4	27	31	33.8	29	12	6	5	5	63	63.2
NORTH DAKOTA	12/6/19	77-70	W	27-55	.491	2-5	.400	21-27	.778	7	24	31	33.4	18	9	10	6	8	77	64.8
at Oregon	12/18/19	48-81	L	19-52	.365	4-17	.235	6-11	.545	3	21	24	32.5	17	9	20	2	6	48	63.1
at Omaha	12/21/19	82-87	L (OT)	29-71	.408	5-16	.313	19-29	.655	11	23	34	32.6	28	11	7	2	8	82	64.8
NORTHERN ARIZONA	12/28/19	79-72	W	30-60	.500	3-9	.333	16-23	.696	14	23	37	33.0	21	12	13	0	4	79	66.0
SACRAMENTO STATE	12/30/19	52-50	W	20-59	.339	5-18	.278	7-9	.778	9	25	34	33.1	14	9	9	5	10	52	64.9
at Southern Utah	1/2/20	60-58	W	24-58	.414	6-13	.462	6-8	.750	5	23	28	32.7	18	13	9	6	5	60	64.6
at Northern Colorado	1/4/20	66-74	L	28-62	.452	6-19	.316	4-6	.667	7	25	32	32.7	16	5	9	0	7	66	64.7
at Eastern Washington	1/9/20	90-63	W	32-59	.542	6-12	.500	20-23	.870	8	29	37	32.9	25	21	13	7	6	90	66.2
PORTLAND STATE	1/13/20	85-70	W	32-53	.604	9-20	.450	12-16	.750	4	22	26	32.5	17	20	12	6	3	85	67.4
IDAHO	1/18/20	67-63	W	25-58	.431	7-20	.350	10-15	.667	7	28	35	33.5	18	13	13	4	10	67	71.7
at Idaho State	1/23/20	77-74	W	28-58	.483	5-16	.313	16-19	.842	6	22	28	32.4	26	10	12	5	5	77	67.8
at Weber State	1/25/20	85-87	L (OT)	35-70	.500	8-16	.500	7-11	.636	5	25	30	32.3	22	13	5	3	5	85	68.7
at Portland State	1/30/20	81-88	L	32-57	.561	6-17	.353	11-16	.688	6	23	29	32.1	22	14	14	3	6	81	69.3
MONTANA STATE	2/1/20	78-64	W	27-54	.500	11-19	.579	13-16	.813	7	27	34	32.2	27	16	10	3	3	78	69.7
EASTERN WASH.	2/6/20	92-82	W	31-60	.517	9-15	.600	21-25	.840	8	23	31	32.2	29	18	10	0	6	92	70.7
at Idaho	2/8/20	82-71	W	32-56	.571	3-11	.273	15-18	.833	6	23	29	32.0	17	10	9	2	8	82	71.1
WEBER STATE	2/13/20	72-37	W	29-54	.537	6-15	.400	8-9	.889	2	25	27	31.8	16	11	6	3	10	72	71.2
IDAHO STATE	2/15/20	78-63	W	33-59	.559	6-16	.375	6-6	1.000	3	28	31	31.8	17	16	11	5	7	78	71.4
at Montana State	2/22/20	59-54	W	24-50	.480	4-13	.308	7-15	.467	9	24	33	31.9	20	8	15	3	9	59	71.0
at Northern Arizona	2/27/20	56-57	L	25-45	.556	6-14	.429	0-2	.000	1	21	22	31.5	17	16	14	2	3	56	70.4
at Sacramento State	2/29/20	79-71	W	29-50	.580	7-14	.500	14-20	.700	2	22	24	31.2	18	17	8	2	9	79	70.7
NORTHERN COLORADO	3/5/20	64-71	L	28-60	.467	1-12	.083	7-11	.636	7	23	30	31.2	18	9	10	1	6	64	70.5
SOUTHERN UTAH	3/7/20	80-85	L (OT)	27-65	.415	7-18	.389	19-26	.731	5	29	34	31.3	30	14	11	1	3	80	70.8
Montana		2195		841-1777	.473	174-486	.358	339-469	.723	204	766	970	31.3	628	387	370	101	195	2195	70.8
Opponents		2122		713-1641	.434	175-518	.338	521-727	.717	257	792	1049	33.8	517	321	445	86	184	2122	68.5

2019-20 GAME-BY-GAME COMPARISONS

Opponent	1st	2nd	Score	Total FG	FG Pct.	3-Pointers	3FG Pct.	Free Throws	FT Pct.	RBs	Assists	TOs	Blocks	Steals	Fouls
at Stanford	28/30	34/43	62-73	23-52/27-54	.442/.500	7-20/7-17	.350/.412	9-14/12-13	.643/.923	31/27	9/13	17/10	4/5	6/13	13/12
MSU NORTHERN	30/32	34/18	64-50	27-60/20-53	.450/.377	2-14/6-25	.143/.240	8-10/4-4	.800/1.000	31/30	11/9	9/18	5/4	7/4	8/13
at Arkansas	18/31	28/33	46-64	18-56/20-54	.321/.370	2-16/4-20	.125/.200	8-14/20-26	.571/.769	39/37	10/9	23/13	5/2	5/11	22/18
MONTANA TECH	36/36	36/38	72-74	25-48/28-60	.521/.467	4-11/10-20	.364/.500	18-23/8-16	.783/.500	35/28	10/19	18/10	2/1	6/8	22/23
at Washington	29/31	27/42	56-73	19-57/19-42	.333/.452	9-22/0-11	.409/.000	9-13/35-46	.692/.761	27/36	13/7	20/21	0/5	7/8	33/18
TEXAS SOUTHERN	33/29	41/33	74-62	28-54/24-64	.519/.375	3-11/4-15	.273/.267	15-20/10-18	.750/.556	35/37	10/14	14/17	4/2	6/8	16/19
COPPIN STATE	42/29	27/33	69-62	29-65/23-59	.446/.390	8-25/7-30	.320/.233	3-7/9-11	.429/.818	41/34	18/9	13/13	5/0	6/5	14/12
at New Mexico	26/32	37/40	63-72	26-60/22-51	.433/.431	7-22/6-13	.318/.462	4-7/22-35	.571/.629	31/43	12/15	6/9	5/5	5/3	29/15
NORTH DAKOTA	32/25	45/45	77-70	27-55/23-55	.491/.418	2-5/9-22	.400/.409	21-27/15-20	.778/.750	31/34	9/15	10/17	6/2	8/4	18/24
at Oregon	24/37	24/44	48-81	19-52/32-59	.365/.542	4-17/8-21	.235/.381	6-11/9-17	.545/.529	24/40	9/19	20/15	2/2	6/12	17/10
at Omaha	32/37	40/35	82-87	29-71/25-58	.408/.431	5-16/7-17	.313/.412	19-29/30-42	.655/.714	34/51	11/8	7/20	2/7	8/5	28/23
NORTHERN ARIZONA	28/34	51/38	79-72	30-60/25-59	.500/.424	3-9/8-19	.333/.421	16-23/14-21	.696/.667	37/33	12/13	13/15	0/1	4/8	21/19
SACRAMENTO STATE	20/27	32/23	52-50	20-59/18-50	.339/.360	5-18/5-15	.278/.333	7-9/9-15	.778/.600	34/41	9/6	9/18	5/3	10/6	14/12
at Southern Utah	26/21	34/37	60-58	24-58/20-51	.414/.392	6-13/3-13	.462/.231	6-8/15-21	.750/.714	28/35	13/4	9/15	6/8	5/3	18/14
at Northern Colo.	31/32	35/42	66-74	28-62/23-51	.452/.451	6-19/10-27	.316/.370	4-6/18-22	.667/.818	32/33	5/10	9/11	0/0	7/6	16/13
at Eastern Wash.	46/28	44/35	90-63	32-59/21-55	.542/.382	6-12/4-14	.500/.286	20-23/17-29	.870/.586	37/29	21/13	13/14	7/1	6/8	25/22
PORTLAND STATE	46/42	39/28	85-70	32-53/26-64	.604/.406	9-20/0-11	.450/.000	12-16/18-22	.750/.818	26/37	20/8	12/12	6/4	3/7	17/16
IDAHO	31/27	36/36	67-63	25-58/22-51	.431/.431	7-20/6-10	.350/.600	10-15/13-21	.667/.619	35/35	13/11	13/17	4/4	10/4	18/17
at Idaho State	41/29	36/45	77-74	28-58/23-52	.483/.442	5-16/3-7	.313/.429	16-19/25-34	.842/.735	28/34	10/12	12/12	5/5	5/3	26/17
at Weber State	43/36	29/36	85-87	35-70/27-57	.500/.474	8-16/9-18	.500/.500	7-11/24-28	.636/.857	30/39	13/6	5/11	3/3	5/1	22/11
at Portland State	30/49	51/39	81-88	32-57/29-61	.561/.475	6-17/7-17	.353/.412	11-16/23-26	.688/.885	29/33	14/14	14/13	3/2	6/11	22/19
MONTANA STATE	54/39	24/25	78-64	27-54/18-47	.500/.383	11-19/8-19	.579/.421	13-16/20-29	.813/.690	34/28	16/6	10/10	3/1	3/2	27/19
EASTERN WASH.	44/45	48/37	92-82	31-60/27-50	.517/.540	9-15/8-19	.600/.421	21-25/20-28	.840/.714	31/29	18/12	10/15	0/2	6/4	29/26
at Idaho	33/34	49/37	82-71	32-56/23-44	.571/.523	3-11/8-16	.273/.500	15-18/17-24	.833/.708	29/23	10/10	9/16	2/1	8/6	17/19
WEBER STATE	38/21	34/16	72-37	29-54/13-40	.537/.325	6-15/3-14	.400/.214	8-9/8-12	.889/.667	27/26	11/7	6/21	3/0	10/1	16/11
IDAHO STATE	45/37	33/26	78-63	33-59/22-56	.559/.393	6-16/5-17	.375/.294	6-6/14-19	1.000/.737	31/33	16/4	11/15	5/3	7/3	17/9
at Montana State	28/20	31/34	59-54	24-50/17-48	.480/.354	4-13/3-20	.308/.150	7-15/17-22	.467/.773	33/33	8/8	15/15	3/3	9/10	20/15
Northern Arizona	24/22	32/35	56-57	25-45/21-45	.556/.467	6-14/3-9	.429/.333	0-2/12-17	.000/.706	22/26	16/9	14/11	2/0	3/8	17/12
Sacramento State	36/28	43/43	79-71	29-50/27-52	.580/.519	7-14/4-14	.500/.286	14-20/13-20	.700/.650	24/32	17/14	8/12	2/3	9/5	18/19
NORTHERN COLO.	25/30	39/41	64-71	28-60/24-43	.467/.558	1-12/5-13	.083/.385	7-11/18-26	.636/.692	30/29	9/8	10/14	1/2	6/3	18/14
SOUTHERN UTAH	41/34	30/37	80-85	27-65/24-56	.415/.429	7-18/5-15	.389/.333	19-26/32-43	.731/.744	34/44	14/9	11/15	1/5	3/4	30/26

SEASON REVIEW

Game #1 Nov. 6, 2019 Stanford, Calif.



Montana 62 • 0-1

#	Player	Total			3-Ptr			Rebounds			PF	TP	A	TO	Blk	Stl	Min
		FG-FGA	FG-FGA	FT-FTA	FG-FGA	FG-FGA	FT-FTA	Off	Def	Tot							
00	Kyle Owens	r	1-3	0-2	1-2	0	0	0	3	3	0	0	0	0	0	18	
23	Mack Anderson	r	0-3	0-0	0-0	0	1	1	3	0	0	0	1	0	13		
02	Kendal Manuel	g	2-8	2-5	1-2	2	3	5	1	7	0	4	0	0	27		
03	Josh Vazquez	g	4-11	2-7	1-2	0	5	5	1	11	1	3	0	1	37		
04	Sayed Pridgett	g	8-13	0-1	1-1	0	10	10	1	17	6	6	2	3	39		
01	Timmy Falls	g	0-2	0-1	0-0	0	3	3	0	2	3	0	0	0	19		
10	Eddy Egun	g	3-6	2-3	1-2	0	1	1	1	9	0	0	0	1	19		
35	Derrick Carter-Holli	g	5-6	1-1	4-5	3	3	6	3	15	0	1	1	1	28		
Team						0	0	0									
Totals			23-52	7-20	9-14	5	26	31	13	62	9	17	4	6	200		

FG % 1st Half: 11-25 44.0% 2nd half: 12-27 44.4% Game: 23-52 44.2% Deadball Rebounds 2
 3FG % 1st Half: 3-10 30.0% 2nd half: 4-10 40.0% Game: 7-20 35.0%
 FT % 1st Half: 3-5 60.0% 2nd half: 6-9 66.7% Game: 9-14 64.3%

Stanford 73 • 1-0

#	Player	Total			3-Ptr			Rebounds			PF	TP	A	TO	Blk	Stl	Min
		FG-FGA	FG-FGA	FT-FTA	FG-FGA	FG-FGA	FT-FTA	Off	Def	Tot							
13	Oscar Da Silva	r	7-10	1-2	6-6	0	4	4	2	21	1	3	1	3	24		
32	Lukas Kisunas	r	1-2	0-0	1-1	1	2	3	0	3	0	0	1	0	16		
02	Daejon Davis	g	1-5	0-0	0-0	0	2	2	2	4	1	0	5	3	33		
01	Bryce Willis	g	4-6	0-0	3-4	0	3	3	4	11	4	2	1	1	31		
03	Tyrell Terry	g	5-12	1-3	2-2	0	4	4	2	13	4	1	0	3	28		
04	Isaac White	g	2-4	2-4	0-0	0	1	1	0	6	0	0	0	0	12		
11	Jaiden Delaire	g	3-5	0-2	0-0	0	2	2	0	6	0	1	0	1	19		
14	Spencer Jones	g	3-7	3-6	0-0	0	3	3	1	9	0	1	1	0	23		
15	Rodney Herenton	g	0-0	0-0	0-0	0	0	0	1	0	0	0	0	0	2		
22	James Keefe	g	1-3	0-0	0-0	0	1	1	0	2	0	0	0	1	12		
Team						0	4	4									
Totals			27-54	7-17	12-13	1	26	27	12	73	13	10	5	13	200		

FG % 1st Half: 10-22 45.5% 2nd half: 17-32 53.1% Game: 27-54 50.0% Deadball Rebounds 1
 3FG % 1st Half: 3-6 50.0% 2nd half: 4-11 36.4% Game: 7-17 41.2%
 FT % 1st Half: 7-8 87.5% 2nd half: 5-5 100.0% Game: 12-13 92.3%

Officials: Kelly Pfeifer, David Hall, Randy McCall
 Technical fouls: Montana-None. Stanford-None.
 Attendance: 2930

Score by periods	1st	2nd	Total
Montana	28	34	62
Stanford	30	43	73

	In	Off	2nd	Fast	Bench
Points	Paint	T/O	Chance	Break	
UM	16	8	4	4	24
STAN	30	21	3	10	23

Last FG - UM 2nd-00:45, STAN 2nd-03:44.
 Largest lead - UM by 6 1st-05:19, STAN by 26 2nd-07:30.
 UM led for 14:55. STAN led for 21:38. Game was tied for 03:27.
 Score tied - 8 times.
 Lead changed - 7 times.

Game #3 Nov. 16, 2019 Fayetteville, Ark.



Montana 64 • 1-2

#	Player	Total			3-Ptr			Rebounds			PF	TP	A	TO	Blk	Stl	Min
		FG-FGA	FG-FGA	FT-FTA	FG-FGA	FG-FGA	FT-FTA	Off	Def	Tot							
00	Kyle Owens	r	0-2	0-0	0-0	1	1	2	3	0	1	0	0	0	13		
23	Mack Anderson	r	4-7	0-0	1-1	3	4	7	4	9	1	3	2	0	25		
02	Kendal Manuel	g	5-16	2-7	0-0	0	5	5	2	12	0	1	0	1	32		
03	Josh Vazquez	g	0-7	0-4	2-2	1	1	2	3	2	2	3	0	2	21		
04	Sayed Pridgett	g	5-12	0-1	3-5	3	4	7	3	13	2	7	1	1	38		
01	Timmy Falls	g	1-4	0-2	0-2	0	2	2	4	2	3	5	1	1	31		
10	Eddy Egun	g	0-3	0-2	0-0	0	2	2	1	0	1	2	0	0	14		
35	Derrick Carter-Holli	g	3-5	0-0	2-4	2	3	5	2	8	0	1	1	0	26		
Team						5	2	7									
Totals			18-56	2-16	8-14	15	24	39	22	46	10	23	5	5	200		

FG % 1st Half: 8-31 25.8% 2nd half: 10-25 40.0% Game: 18-56 32.1% Deadball Rebounds 4
 3FG % 1st Half: 0-6 0.0% 2nd half: 2-10 20.0% Game: 2-16 12.5%
 FT % 1st Half: 2-3 66.7% 2nd half: 6-11 54.5% Game: 8-14 57.1%

Arkansas 64 • 3-0

#	Player	Total			3-Ptr			Rebounds			PF	TP	A	TO	Blk	Stl	Min
		FG-FGA	FG-FGA	FT-FTA	FG-FGA	FG-FGA	FT-FTA	Off	Def	Tot							
02	Adrio Bailey	r	4-7	0-1	4-6	5	6	11	4	12	1	1	1	0	31		
01	Isaiah Joe	g	2-13	2-9	3-5	0	5	5	1	9	2	0	0	0	37		
03	Desi Sills	g	2-8	0-4	1-2	1	2	3	4	5	0	3	0	2	25		
15	Mason Jones	g	5-13	1-5	8-8	3	2	5	2	19	4	2	1	4	35		
33	Jimmy Whitt Jr.	g	6-12	0-0	2-3	2	5	7	3	14	2	4	0	1	28		
00	Jeantal Cylla	g	0-0	0-0	0-0	1	1	2	2	0	0	3	0	0	19		
05	Jalen Harris	g	1-1	1-1	2-2	1	0	1	2	5	0	0	0	4	25		
Team						1	2	3									
Totals			20-54	4-20	20-26	14	23	37	18	64	9	13	2	11	200		

FG % 1st Half: 10-28 35.7% 2nd half: 10-26 38.5% Game: 20-54 37.0% Deadball Rebounds 2,2
 3FG % 1st Half: 3-13 23.1% 2nd half: 1-7 14.3% Game: 4-20 20.0%
 FT % 1st Half: 8-11 72.7% 2nd half: 12-15 80.0% Game: 20-26 76.9%

Officials: Troy Mathis, Randy Heimerman, Vladimir Voyard-Tadal
 Technical fouls: Montana-None. Arkansas-None.
 Attendance: 13058

Score by periods	1st	2nd	Total
Montana	18	28	46
Arkansas	31	33	64

	In	Off	2nd	Fast	Bench
Points	Paint	T/O	Chance	Break	
UM	28	12	10	6	10
ARK	26	23	14	14	5

Last FG - UM 2nd-03:49, ARK 2nd-02:20.
 Largest lead - UM None, ARK by 20 2nd-01:35.
 UM led for 00:00. ARK led for 38:03. Game was tied for 01:30.
 Score tied - 1 time.
 Lead changed - 0 times.

Game #2 Nov. 10, 2019 Missoula, Mont.



MSU Northern 50 • 2-0

#	Player	Total			3-Ptr			Rebounds			PF	TP	A	TO	Blk	Stl	Min
		FG-FGA	FG-FGA	FT-FTA	FG-FGA	FG-FGA	FT-FTA	Off	Def	Tot							
02	Gio Jackson	g	0-2	0-2	0-0	0	1	1	4	0	2	3	0	0	16		
03	David Harris	g	0-5	0-2	0-0	0	1	1	1	0	1	1	0	0	16		
11	Mascio McCadney	g	6-16	2-7	0-0	1	4	5	1	14	1	1	0	1	29		
12	Adam Huse	g	4-8	1-4	0-0	1	0	1	0	9	2	2	0	0	38		
20	Jesse Keltner	g	2-3	0-1	2-2	0	5	5	3	6	0	3	0	0	18		
22	Kavon Bey	g	6-12	1-4	2-2	0	8	8	2	15	2	4	3	1	31		
24	Devin Bray	g	2-6	2-4	0-0	1	4	5	1	6	0	3	0	2	25		
30	James Fry	g	0-0	0-0	0-0	1	0	1	0	0	0	0	0	0	6		
32	TJ Reynolds	g	0-1	0-0	0-0	0	0	0	0	0	0	0	0	0	2		
50	Cedric Crutchfield	g	0-0	0-0	0-0	1	2	3	1	0	1	1	1	0	19		
Team						0	0	0									
Totals			20-53	6-25	4-4	5	25	30	13	50	9	18	4	4	200		

FG % 1st Half: 12-23 52.2% 2nd half: 8-30 26.7% Game: 20-53 37.7% Deadball Rebounds 2
 3FG % 1st Half: 4-11 36.4% 2nd half: 2-14 14.3% Game: 6-25 24.0%
 FT % 1st Half: 4-4 100.0% 2nd half: 0-0 0.0% Game: 4-4 100.0%

Montana 64 • 1-1

#	Player	Total			3-Ptr			Rebounds			PF	TP	A	TO	Blk	Stl	Min
		FG-FGA	FG-FGA	FT-FTA	FG-FGA	FG-FGA	FT-FTA	Off	Def	Tot							
00	Kyle Owens	r	5-8	1-3	0-0	2	3	5	3	11	1	2	1	0	30		
23	Mack Anderson	r	1-4	0-0	1-2	3	3	6	1	3	0	1	0	1	19		
02	Kendal Manuel	g	3-10	1-6	1-2	1	2	3	1	8	2	2	1	1	32		
03	Josh Vazquez	g	1-4	0-2	0-0	0	4	4	0	2	2	2	0	1	36		
04	Sayed Pridgett	g	13-20	0-1	4-4	1	4	5	2	30	4	1	0	2	37		
01	Timmy Falls	g	1-5	0-0	2-2	0	2	2	0	4	1	0	1	1	12		
10	Eddy Egun	g	0-5	0-2	0-0	0	3	3	1	0	0	1	1	1	18		
35	Derrick Carter-Holli	g	3-4	0-0	0-0	1	2	3	0	6	1	1	1	0	16		
Team						0	0	0									

Game #5
Nov. 22, 2019
Seattle, Wash.

W 73 Griz 56

Montana 56 • 1-3

#	Player	Total			3-Ptr			Rebounds			PF	TP	A	TO	Blk	Stl	Min
		FG-FGA	FG-FGA	FT-FTA	FG-FGA	FG-FGA	FT-FTA	Off	Def	Tot							
00	Kyle Owens	r	1-6	0-1	2-3	1	1	2	3	4	1	1	0	1	21		
35	Derrick Carter-Holli	r	1-4	0-0	1-2	2	4	6	5	3	0	3	0	1	22		
01	Timmy Falls	g	1-3	0-2	2-3	0	1	1	4	4	2	2	0	24			
02	Kendal Manuel	g	6-17	2-8	1-1	0	2	2	2	15	3	1	0	38			
04	Sayed Pridgett	g	5-10	2-3	1-2	1	2	3	5	13	0	5	0	2	38		
03	Josh Vazquez	g	3-6	3-5	0-0	0	2	2	4	9	2	3	0	1	21		
10	Eddy Egun	g	2-6	2-3	0-0	2	4	6	4	6	3	3	0	0	16		
23	Mack Anderson	g	0-2	0-0	2-2	1	0	1	4	2	0	1	0	0	12		
33	Jared Samuelson	g	0-3	0-0	0-0	0	1	1	2	0	0	0	0	0	8		
Team			2	1	3				1								
Totals			19-57	9-22	9-13	9	18	27	33	56	13	20	0	7	200		

FG % 1st Half: 8-26 30.8% 2nd half: 11-31 35.5% Game: 19-57 33.3%
 3FG % 1st Half: 5-9 55.6% 2nd half: 4-13 30.8% Game: 9-22 40.9%
 FT % 1st Half: 8-11 72.7% 2nd half: 1-2 50.0% Game: 9-13 69.2%

Deadball Rebounds 2,1

Washington 73 • 4-1

#	Player	Total			3-Ptr			Rebounds			PF	TP	A	TO	Blk	Stl	Min
		FG-FGA	FG-FGA	FT-FTA	FG-FGA	FG-FGA	FT-FTA	Off	Def	Tot							
04	Jaden McDaniels	r	4-9	0-2	6-8	2	4	6	3	14	3	5	2	1	37		
11	Nahziah Carter	r	4-8	0-1	5-7	1	6	7	5	13	0	2	0	0	30		
13	Harmer Wright	r	0-4	0-3	5-8	2	6	8	2	5	3	4	1	2	33		
03	Isaiah Stewart	r	5-7	0-1	8-9	1	1	2	4	18	1	2	0	0	15		
55	Quade Green	g	2-6	0-2	5-6	1	4	5	0	9	0	3	0	0	27		
05	Jamal Bey	g	2-4	0-2	3-4	0	1	1	3	7	0	1	1	3	28		
10	Elijah Hardy	g	0-0	0-0	0-0	0	0	0	0	0	0	1	0	1	10		
14	Sam Timmins	g	2-4	0-0	3-4	1	4	5	1	7	0	3	1	1	20		
15	Marcus Tsohonis	g	0-0	0-0	0-0	0	0	0	0	0	0	0	0	0	0+		
Team			0	2	2				2								
Totals			19-42	0-11	35-46	8	28	36	18	73	7	21	5	8	200		

FG % 1st Half: 9-23 39.1% 2nd half: 10-19 52.6% Game: 19-42 45.2%
 3FG % 1st Half: 0-6 0.0% 2nd half: 0-5 0.0% Game: 0-11 0.0%
 FT % 1st Half: 13-18 72.2% 2nd half: 22-28 78.6% Game: 35-46 76.1%

Deadball Rebounds 7,3

Officials: Shawn Lehigh, Larry Spaulding, Michael Greenstein
 Technical fouls: Montana-Sayed Pridgett. Washington-Jaden McDaniels.
 Attendance: 8370

Score by periods	1st	2nd	Total
Montana	29	27	56
Washington	31	42	73

	In	Off	2nd	Fast	Bench
Points	Paint	T/O	Chance	Break	
UM	10	23	5	11	17
UW	38	23	8	16	14

Last FG - UM 2nd-00:03, UW 2nd-00:08.
 Largest lead - UM by 1 2nd-18:01, UW by 19 2nd-00:08.
 UM led for 00:21. UW led for 37:29. Game was tied for 02:10.

Score tied - 2 times.
 Lead changed - 2 times.

Game #7
Nov. 29, 2019
Missoula, Mont.

Griz 69 CSU 62

Coppin State 62 • 3-6

#	Player	Total			3-Ptr			Rebounds			PF	TP	A	TO	Blk	Stl	Min
		FG-FGA	FG-FGA	FT-FTA	FG-FGA	FG-FGA	FT-FTA	Off	Def	Tot							
10	Koby Thomas	r	6-9	0-1	0-1	2	4	6	1	12	0	0	0	0	20		
35	Brendan Medley-Bacon	c	0-2	0-0	2-2	0	7	7	1	2	3	2	0	0	25		
02	Kamar McKnight	g	5-16	2-8	3-4	0	2	2	1	15	1	3	0	1	34		
13	Dejuan Clayton	g	4-7	0-2	2-2	1	0	1	0	10	3	4	0	1	30		
14	Andrew Robinson	g	3-9	2-7	2-2	0	7	7	4	10	0	0	0	0	36		
00	Aaron Robinson	g	4-10	3-8	0-0	0	6	6	4	11	2	0	0	2	29		
01	Ibn Williams	g	0-1	0-1	0-0	0	0	0	0	0	0	1	0	0	3		
04	Nigel Marshall	g	0-2	0-1	0-0	1	0	1	0	0	0	1	0	0	8		
05	Reggie James	g	1-3	0-2	0-0	0	2	2	1	2	0	2	0	1	15		
Team			1	1	2				1								
Totals			23-59	7-30	9-11	5	29	34	12	62	9	13	0	5	200		

FG % 1st Half: 12-33 36.4% 2nd half: 11-26 42.3% Game: 23-59 39.0%
 3FG % 1st Half: 3-15 20.0% 2nd half: 4-15 26.7% Game: 7-30 23.3%
 FT % 1st Half: 2-2 100.0 2nd half: 7-9 77.8% Game: 9-11 81.8%

Deadball Rebounds 1

Montana 69 • 3-4

#	Player	Total			3-Ptr			Rebounds			PF	TP	A	TO	Blk	Stl	Min
		FG-FGA	FG-FGA	FT-FTA	FG-FGA	FG-FGA	FT-FTA	Off	Def	Tot							
00	Kyle Owens	r	1-2	0-1	0-0	1	2	3	1	2	1	1	0	0	14		
35	Derrick Carter-Holli	r	5-7	0-0	0-1	4	6	10	2	10	2	1	1	1	28		
01	Timmy Falls	g	6-11	2-4	0-2	0	4	4	4	14	3	5	2	0	30		
02	Kendal Manuel	g	3-12	3-9	2-2	0	1	1	1	11	6	1	0	2	33		
04	Sayed Pridgett	g	9-19	1-5	0-0	1	11	12	2	19	1	3	0	3	38		
03	Josh Vazquez	g	2-9	2-6	0-0	0	1	1	0	6	3	1	1	0	29		
10	Eddy Egun	g	2-2	0-0	1-2	1	4	5	4	5	1	1	1	0	18		
23	Mack Anderson	g	0-0	0-0	0-0	0	0	0	0	0	0	0	0	0	1		
33	Jared Samuelson	g	1-3	0-0	0-0	1	1	2	0	2	1	0	0	0	9		
Team			1	2	3				1								
Totals			29-65	8-25	3-7	9	32	41	14	69	18	13	5	6	200		

FG % 1st Half: 18-33 54.5% 2nd half: 11-32 34.4% Game: 29-65 44.6%
 3FG % 1st Half: 5-13 38.5% 2nd half: 3-12 25.0% Game: 8-25 32.0%
 FT % 1st Half: 1-2 50.0% 2nd half: 2-5 40.0% Game: 3-7 42.9%

Deadball Rebounds 2

Officials: Justin Shamion, Toby Doolittle, Mark Cook
 Technical fouls: Coppin State-None. Montana-None.
 Attendance: 3335

Score by periods	1st	2nd	Total
Coppin State	29	33	62
Montana	42	27	69

	In	Off	2nd	Fast	Bench
Points	Paint	T/O	Chance	Break	
CSU	30	13	5	4	13
UM	32	13	6	4	13

Last FG - CSU 2nd-00:19, UM 2nd-01:07.
 Largest lead - CSU by 2 1st-19:31, UM by 19 2nd-16:49.
 CSU led for 00:12. UM led for 37:36. Game was tied for 02:12.

Score tied - 1 time.
 Lead changed - 1 time.

Game #6
Nov. 25, 2019
Missoula, Mont.

Griz 74 TSU 62

Texas Southern 62 • 1-5

#	Player	Total			3-Ptr			Rebounds			PF	TP	A	TO	Blk	Stl	Min
		FG-FGA	FG-FGA	FT-FTA	FG-FGA	FG-FGA	FT-FTA	Off	Def	Tot							
00	Yahuzha Rasas	r	5-10	1-1	2-4	3	2	5	3	13	3	1	0	0	28		
24	John Walker III	r	5-11	0-1	2-2	2	4	6	0	12	2	3	1	2	30		
15	Justin Hopkins	g	4-11	2-4	2-2	3	0	3	5	12	1	4	1	0	31		
20	Tyrik Armstrong	g	4-10	0-2	2-3	0	5	5	3	10	4	2	0	3	32		
32	Divonte Lumpkin	g	2-6	0-0	0-2	0	5	5	1	4	0	2	0	1	25		
02	Ja'Mare Redus	g	0-0	0-0	0-1	1	2	3	2	0	0	1	0	0	8		
03	Eden Ewing	g	0-0	0-0	0-0	0	0	0	0	0	0	0	0	0	2		
04	Bryson Etienne	g	0-6	0-5	0-0	0	2	2	0	0	2	0	0	1	10		
13	Quinton Brigham	g	0-2	0-1	1-2	0	0	0	0	1	1	1	0	0	4		
14	Chris Baldwin	g	0-2	0-0	0-0	0	1	1	1	0	0	0	0	1	12		
25	Jordan Andrews	g	2-2	1-1	0-0	0	1	1	1	5	0	2	0	0	11		
42	Jethro Tshisumpa	g	2-4	0-0	1-2	1	1	2	2	5	0	1	0	0	7		
Team			4	0	4				4								
Totals			24-64	4-15	10-18	14	23	37	19	62	14	17	2	8	200		

FG % 1st Half: 12-32 37.5% 2nd half: 12-32 37.5% Game: 24-64 37.5%
 3FG % 1st Half: 3-8 37.5% 2nd half: 1-7 14.3% Game: 4-15 26.7%
 FT % 1st Half: 2-4 50.0% 2nd half: 8-14 57.1% Game: 10-18 55.6%

Deadball Rebounds 4

Montana 74 • 2-4

#	Player	Total			3-Ptr			Rebounds			PF	TP	A	TO	Blk	Stl	Min
		FG-FGA	FG-FGA	FT-FTA	FG-FGA	FG-FGA	FT-FTA	Off	Def	Tot							
00	Kyle Owens	r	3-5	0-1	0-0	3	1	4	4	6	0	1	0	0	16		
35	Derrick Carter-Holli	r	5-7	0-0	0-0	1	4	5	4	10	0	2	1	2	22		
01	Timmy Falls	g	5-9	0-2	1-2	0	4	4	4	11	3	5	0	1	35		
02	Kendal Manuel	g	4-8	1-2	6-6	0	6	6	0	15	1	2	1	0			

SEASON REVIEW

Game #9

Dec. 6, 2019
Missoula, Mont.



North Dakota 70 • 4-6

#	Player	Total		3-Ptr		Rebounds			PF	TP	A	TO	Blk	Stl	Min
		FG-FGA	FT-FTA	FG-FGA	FT-FTA	Off	Def	Tot							
12	Filip Rebraca	f	6-8	0-0	2-2	3	9	12	4	14	2	6	1	0	33
23	Kienan Walter	f	2-7	1-4	0-0	0	2	2	1	5	1	1	0	0	23
01	Marlon Stewart	g	5-13	2-4	7-10	0	4	4	2	19	8	2	0	0	36
03	Billy Brown	g	2-6	1-4	0-0	1	0	1	4	5	1	1	0	1	28
34	De'Sean Allen-Eikens	g	3-9	2-4	5-6	1	2	3	4	13	2	2	0	1	26
04	David's Atelbauers	g	0-0	0-0	0-0	0	0	0	1	0	2	2	0	0	4
15	Brady Danielson	g	3-5	2-4	0-0	2	3	5	5	8	1	0	0	1	26
21	Ethan Igbanugo	g	0-2	0-0	1-2	1	0	1	1	1	0	1	0	1	12
32	Gertautas Urbonavici	g	2-5	1-2	0-0	0	3	3	2	5	0	2	1	0	12
Team						1	2	2							
Totals			23-55	9-22	15-20	9	25	34	24	70	15	17	2	4	200

FG % 1st Half: 8-19 42.1% 2nd half: 15-36 41.7% Game: 23-55 41.8%
 3FG % 1st Half: 4-8 50.0% 2nd half: 5-14 35.7% Game: 9-22 40.9%
 FT % 1st Half: 5-8 62.5% 2nd half: 10-12 83.3% Game: 15-20 75.0%

Montana 77 • 4-5

#	Player	Total		3-Ptr		Rebounds			PF	TP	A	TO	Blk	Stl	Min
		FG-FGA	FT-FTA	FG-FGA	FT-FTA	Off	Def	Tot							
00	Kyle Owens	f	1-3	0-0	0-0	1	1	2	2	2	0	2	0	1	15
35	Derrick Carter-Holli	f	3-4	0-0	0-0	2	1	3	4	6	2	0	0	0	18
01	Timmy Falls	g	5-8	1-1	4-8	0	4	4	3	15	3	0	0	0	35
02	Kendal Manuel	g	5-10	0-2	10-10	0	3	3	1	20	2	4	1	2	29
04	Sayed Pridgett	g	9-19	0-0	2-2	4	2	6	1	20	1	1	2	3	38
03	Josh Vazquez	g	1-2	1-1	0-0	0	3	3	1	3	0	2	0	0	29
10	Eddy Egun	g	0-3	0-1	4-4	0	1	1	2	4	0	0	0	0	8
23	Mack Anderson	g	0-0	0-0	1-3	1	4	5	3	1	0	1	2	0	10
33	Jared Samuelson	g	3-6	0-0	0-0	1	1	2	1	6	1	0	1	2	18
Team						0	2	2							
Totals			27-55	2-5	21-27	7	24	31	18	77	9	10	6	8	200

FG % 1st Half: 13-28 46.4% 2nd half: 14-27 51.9% Game: 27-55 49.1%
 3FG % 1st Half: 1-2 50.0% 2nd half: 1-3 33.3% Game: 2-5 40.0%
 FT % 1st Half: 5-6 83.3% 2nd half: 16-21 76.2% Game: 21-27 77.8%

Officials: Dan Church, Gregg Morstein, Verne Harris
 Technical fouls: North Dakota-None. Montana-None.
 Attendance: 3698

Score by periods	1st	2nd	Total
North Dakota	25	45	70
Montana	32	45	77

	In	Off	2nd	Fast	Bench
Points	22	12	6	5	14
UND	40	15	7	20	14

Last FG - UND 2nd-00:15, UM 2nd-01:49.
 Largest lead - UND by 4 1st-10:56, UM by 10 2nd-04:20.
 UND led for 06:16. UM led for 29:58. Game was tied for 03:46.

Score tied - 6 times.
 Lead changed - 3 times.

Game #10

Dec. 18, 2019
Eugene, Ore.



Montana 48 • 4-6

#	Player	Total		3-Ptr		Rebounds			PF	TP	A	TO	Blk	Stl	Min
		FG-FGA	FT-FTA	FG-FGA	FT-FTA	Off	Def	Tot							
00	Kyle Owens	f	0-1	0-0	0-0	1	1	2	2	0	0	3	0	0	13
35	Derrick Carter-Holli	f	2-5	0-0	1-2	0	1	1	2	5	1	1	0	0	20
01	Timmy Falls	g	2-7	1-4	0-0	0	3	3	2	5	2	3	0	0	31
02	Kendal Manuel	g	5-13	2-6	3-4	0	0	0	0	15	1	2	0	2	33
04	Sayed Pridgett	g	5-13	0-2	1-1	0	8	8	4	11	3	2	0	1	33
03	Josh Vazquez	g	2-8	0-4	1-2	0	2	2	3	5	0	4	0	1	28
10	Eddy Egun	g	0-1	0-0	0-0	0	1	1	0	0	2	2	0	0	8
23	Mack Anderson	g	2-2	0-0	0-2	0	2	2	4	4	0	2	2	1	22
33	Jared Samuelson	g	1-2	1-1	0-0	0	1	1	0	3	0	0	0	1	12
Team						2	2	4							
Totals			19-52	4-17	6-11	3	21	24	17	48	9	20	2	6	200

FG % 1st Half: 10-25 40.0% 2nd half: 9-27 33.3% Game: 19-52 36.5%
 3FG % 1st Half: 3-8 37.5% 2nd half: 1-9 11.1% Game: 4-17 23.5%
 FT % 1st Half: 1-1 100.0% 2nd half: 5-10 50.0% Game: 6-11 54.5%

Oregon 81 • 9-2

#	Player	Total		3-Ptr		Rebounds			PF	TP	A	TO	Blk	Stl	Min
		FG-FGA	FT-FTA	FG-FGA	FT-FTA	Off	Def	Tot							
14	C.J. Walker	f	3-9	0-3	0-1	2	1	3	0	6	2	1	1	0	21
33	Francis Okoro	f	5-6	0-0	2-4	4	13	17	1	12	0	1	1	0	26
03	Payton Pritchard	g	5-10	2-4	2-3	0	5	5	0	14	7	4	0	3	31
05	Chris Duarte	g	4-9	2-5	2-2	0	2	2	1	12	2	4	0	0	25
32	Anthony Mathis	g	2-6	2-5	0-0	0	4	4	1	6	3	0	0	3	23
00	Will Richardson	g	6-8	2-3	0-0	0	3	3	1	14	4	1	0	2	26
01	N'Faly Dante	g	5-8	0-0	1-3	1	1	2	3	11	1	1	0	2	14
13	Chandler Lawson	g	2-2	0-0	1-2	1	0	1	0	5	0	0	0	1	19
22	Addison Patterson	g	0-1	0-1	1-2	0	2	2	3	1	0	2	0	1	15
Team						0	1	1							
Totals			32-59	8-21	9-17	8	32	40	10	81	19	15	2	12	200

FG % 1st Half: 16-31 51.6% 2nd half: 16-28 57.1% Game: 32-59 54.2%
 3FG % 1st Half: 3-13 23.1% 2nd half: 5-8 62.5% Game: 8-21 38.1%
 FT % 1st Half: 2-3 66.7% 2nd half: 7-14 50.0% Game: 9-17 52.9%

Officials: Frank Harvey III, Keith Kimble, Mike Scyphers
 Technical fouls: Montana-None. Oregon-None.
 Attendance: 5803

Score by periods	1st	2nd	Total
Montana	24	24	48
Oregon	37	44	81

	In	Off	2nd	Fast	Bench
Points	24	12	0	8	12
UM	46	26	11	20	31

Last FG - UM 2nd-00:25, UO 2nd-00:39.
 Largest lead - UM by 1 1st-16:44, UO by 36 2nd-00:39.
 UM led for 00:54. UO led for 36:28. Game was tied for 02:38.

Score tied - 3 times.
 Lead changed - 2 times.

Game #11

Dec. 21, 2019
Omaha, Neb.



Montana 82 • 4-7

#	Player	Total		3-Ptr		Rebounds			PF	TP	A	TO	Blk	Stl	Min
		FG-FGA	FT-FTA	FG-FGA	FT-FTA	Off	Def	Tot							
23	Mack Anderson	f	0-2	0-0	1-4	1	1	2	2	1	0	0	0	0	7
33	Jared Samuelson	f	0-3	0-0	0-0	0	2	2	1	0	0	0	0	0	13
01	Timmy Falls	g	2-6	0-0	2-2	0	3	3	4	6	1	0	1	1	29
02	Kendal Manuel	g	1-11	1-8	0-0	0	2	2	3	3	1	1	1	2	37
04	Sayed Pridgett	g	12-23	0-1	8-10	4	4	8	4	32	3	4	0	2	43
00	Kyle Owens	g	3-4	1-2	5-6	1	3	4	0	12	0	1	0	3	27
03	Josh Vazquez	g	5-6	3-3	1-2	1	3	4	5	14	5	0	0	0	33
10	Eddy Egun	g	0-1	0-1	0-0	0	1	1	3	0	0	1	0	0	4
22	Yagizhan Selcuk	g	6-13	0-0	2-5	3	3	6	4	14	1	0	0	0	27
35	Derrick Carter-Holli	g	0-2	0-1	0-0	0	0	0	2	0	0	0	0	0	5
Team						1	1	2							
Totals			29-71	5-16	19-29	11	23	34	28	82	11	7	2	8	225

FG % 1st Half: 11-32 34.4% 2nd half: 15-32 46.9% OT: 3-7 42.9% Game: 29-71 40.8%
 3FG % 1st Half: 3-8 37.5% 2nd half: 1-4 25.0% OT: 1-4 25.0% Game: 5-16 31.3%
 FT % 1st Half: 7-10 70.0% 2nd half: 9-15 60.0% OT: 3-4 75.0% Game: 19-29 65.5%

Omaha 87 • 7-8

#	Player	Total		3-Ptr		Rebounds			PF	TP	A	TO	Blk	Stl	Min
		FG-FGA	FT-FTA	FG-FGA	FT-FTA	Off	Def	Tot							
13	Wanjang Tut	f	2-4	0-0	1-2	1	7	8	2	5	0	6	2	0	16
40	Matt Pile	f	4-7	0-0	5-9	6	10	16	5	13	2	4	4	0	37
00	JT Gibson	g	5-11	2-5	10-15	1	1	2	3	22	2	3	0	0	40
04	Zach Thornhill	g	3-9	2-3	8-8	2	7	9	3	16	0	2	0	2	39
10	Ayo Akinwale	g	1-3	0-1	0-0	0	2	2	3	2	1	0	1	0	19
02	Darius Hughes	g	0-3	0-1	0-0	0	1	1	1	0	0	0			

Game #13
Dec. 30, 2019
Missoula, Mont.



Sacramento State 50 • 7-4, 0-2 BSC

#	Player	Total			3-Ptr			Rebounds			PF	TP	A	TO	Blk	Stl	Min
		FG-FGA	FG-FGA	FT-FTA	FG-FGA	FG-FGA	FT-FTA	Off	Def	Tot							
21	Osi Nwachukwu	r	2-5	0-1	1-1	1	2	3	0	5	0	1	0	0	0	16	
22	Ethan Esposito	r	3-8	2-4	1-2	2	3	5	4	9	0	2	0	0	21		
30	Joshua Patton	c	4-10	0-0	2-5	1	2	3	1	10	0	3	1	1	34		
02	Izayah Mauriohooho-L	g	3-8	1-5	1-2	0	6	6	0	8	2	4	0	4	38		
11	Brandon Davis	g	2-6	0-0	0-0	1	10	11	2	4	2	4	0	0	22		
01	Chibueze Jacobs	g	1-4	1-2	1-2	1	2	3	2	4	0	2	1	0	17		
14	William FitzPatrick	g	0-0	0-0	0-0	0	0	0	0	0	0	0	0	0	0+		
23	Bryce Fowler	g	2-7	0-1	3-3	2	6	8	1	7	2	1	0	1	24		
24	Jordan Cooke-Harper	g	0-0	0-0	0-0	0	0	0	0	0	0	0	1	0	1		
25	James Bridges	g	1-2	1-2	0-0	0	1	1	2	3	0	0	0	0	27		
	Team					1	0	1									
	Totals		18-50	5-15	9-15	9	32	41	12	50	6	18	3	6	200		

FG % 1st Half: 10-25 40.0% 2nd half: 8-25 32.0% Game: 18-50 36.0% Deadball Rebound 4
3FG % 1st Half: 2-6 33.3% 2nd half: 3-9 33.3% Game: 5-15 33.3%
FT % 1st Half: 5-7 71.4% 2nd half: 4-8 50.0% Game: 9-15 60.0%

Montana 52 • 6-7, 2-0 BSC

#	Player	Total			3-Ptr			Rebounds			PF	TP	A	TO	Blk	Stl	Min
		FG-FGA	FG-FGA	FT-FTA	FG-FGA	FG-FGA	FT-FTA	Off	Def	Tot							
33	Jared Samuelson	r	6-12	2-4	0-0	3	5	8	3	14	2	0	3	1	30		
01	Timmy Falls	g	0-5	0-0	0-1	0	2	2	1	0	4	0	1	1	33		
02	Kendal Manuel	g	3-11	1-6	6-6	0	4	4	1	13	1	1	0	1	37		
03	Josh Vazquez	g	1-4	1-3	0-0	0	3	3	0	3	2	1	0	2	29		
04	Sayed Pridgett	g	7-18	0-3	0-0	3	5	8	3	14	0	5	1	4	38		
00	Kyle Owens	g	3-6	1-2	1-2	1	5	6	3	8	0	0	0	0	26		
23	Mack Anderson	g	0-0	0-0	0-0	0	0	0	1	0	0	0	0	0	1		
35	Derrick Carter-Holli	g	0-3	0-0	0-0	1	0	1	2	0	0	1	0	1	6		
	Team					1	1	2									
	Totals		20-59	5-18	7-9	9	25	34	14	52	9	9	5	10	200		

FG % 1st Half: 9-34 26.5% 2nd half: 11-25 44.0% Game: 20-59 33.9% Deadball Rebound 0
3FG % 1st Half: 2-7 28.6% 2nd half: 3-11 27.3% Game: 5-18 27.8%
FT % 1st Half: 0-0 0.0% 2nd half: 7-9 77.8% Game: 7-9 77.8%

Officials: D.G. Nelson, Gregory Nixon, Chris Rastatter
Technical fouls: Sacramento State-None. Montana-None.
Attendance: 3846

Score by periods	1st	2nd	Total
Sacramento State	27	23	50
Montana	20	32	52

	Points	In	Off	2nd	Fast	Bench
	SAC	Paint	T/O	Chance	Break	20
UM	20	24	8	10	8	20
UM	20	16	10	1	12	12

Last FG - SAC OT-00:01, UM OT-01:09.
Largest lead - SAC by 9 1st-01:19, UM by 6 OT-00:07.
SAC led for 25:51. UM led for 10:27. Game was tied for 08:42.

Score tied - 11 times.
Lead changed - 16 times.

Game #15
Jan. 4, 2020
Greeley, Colo.



Montana 66 • 7-8, 3-1 BSC

#	Player	Total			3-Ptr			Rebounds			PF	TP	A	TO	Blk	Stl	Min
		FG-FGA	FG-FGA	FT-FTA	FG-FGA	FG-FGA	FT-FTA	Off	Def	Tot							
33	Jared Samuelson	r	3-7	2-5	0-0	1	3	4	0	8	0	3	0	1	23		
01	Timmy Falls	g	0-7	0-1	0-0	1	2	3	5	0	3	0	0	1	31		
02	Kendal Manuel	g	13-16	3-3	1-1	0	6	6	4	30	1	1	0	3	39		
03	Josh Vazquez	g	1-6	0-4	0-0	2	3	5	1	2	1	1	0	1	35		
04	Sayed Pridgett	g	7-17	0-3	1-1	1	2	3	3	15	0	3	0	0	28		
00	Kyle Owens	g	0-2	0-1	0-0	0	2	2	0	0	0	0	0	0	6		
10	Eddy Egun	g	0-0	0-0	0-0	0	0	0	0	0	0	0	0	0	0+		
23	Mack Anderson	g	0-1	0-0	1-2	0	1	1	3	1	0	0	0	1	16		
35	Derrick Carter-Holli	g	4-6	1-2	1-2	1	4	5	0	10	0	1	0	0	22		
	Team					1	2	3									
	Totals		28-62	6-19	4-6	7	25	32	16	66	5	9	0	7	200		

FG % 1st Half: 13-29 44.8% 2nd half: 15-33 45.5% Game: 28-62 45.2% Deadball Rebound 1
3FG % 1st Half: 3-7 42.9% 2nd half: 3-12 25.0% Game: 6-19 31.6%
FT % 1st Half: 2-4 50.0% 2nd half: 2-2 100.0% Game: 4-6 66.7%

Northern Colorado 74 • 9-5, 2-1 BSC

#	Player	Total			3-Ptr			Rebounds			PF	TP	A	TO	Blk	Stl	Min
		FG-FGA	FG-FGA	FT-FTA	FG-FGA	FG-FGA	FT-FTA	Off	Def	Tot							
13	Bodie Hume	f	5-13	5-10	7-8	1	6	7	4	22	0	2	0	2	36		
15	Kur Jockuch	f	1-1	0-0	0-0	0	5	5	4	2	0	2	0	0	17		
02	Matt Johnson	g	2-4	1-3	0-0	0	1	1	1	5	0	2	0	0	28		
05	Sam Masten	g	5-11	2-4	0-2	0	4	4	0	12	1	2	0	3	30		
12	Jonah Radebaugh	g	6-11	1-4	5-6	1	3	4	2	18	7	3	0	1	39		
01	Trent Harris	g	2-7	1-6	6-6	0	1	1	0	11	1	0	0	0	24		
11	Rodrick McCobb	g	0-0	0-0	0-0	0	0	0	0	0	0	0	0	0	4		
25	Kai Edwards	g	2-4	0-0	0-0	2	7	9	2	4	1	0	0	0	22		
	Team					1	1	2									
	Totals		23-51	10-27	18-22	5	28	33	13	74	10	11	0	6	200		

FG % 1st Half: 11-28 39.3% 2nd half: 12-23 52.2% Game: 23-51 45.1% Deadball Rebound 2
3FG % 1st Half: 4-13 30.8% 2nd half: 6-14 42.9% Game: 10-27 37.0%
FT % 1st Half: 6-6 100.0% 2nd half: 12-16 75.0% Game: 18-22 81.8%

Officials: Jeff Ketchu, Rob Kruger, Ronnie Hernandez
Technical fouls: Montana-None. Northern Colorado-None.
Attendance: 1431

Score by periods	1st	2nd	Total
Montana	31	35	66
Northern Colorado	32	42	74

	Points	In	Off	2nd	Fast	Bench
	UNC	Paint	T/O	Chance	Break	11
UNC	26	13	3	10	15	15

Last FG - UM 2nd-00:02, UNC 2nd-01:32.
Largest lead - UM by 1 2nd-19:07, UNC by 13 1st-14:30.
UM led for 00:20. UNC led for 36:38. Game was tied for 03:02.

Score tied - 4 times.
Lead changed - 2 times.

Game #14
Jan. 2, 2020
Cedar City, Utah



Montana 60 • 7-7, 3-0 BSC

#	Player	Total			3-Ptr			Rebounds			PF	TP	A	TO	Blk	Stl	Min
		FG-FGA	FG-FGA	FT-FTA	FG-FGA	FG-FGA	FT-FTA	Off	Def	Tot							
33	Jared Samuelson	r	9-14	3-4	0-0	0	2	2	4	21	1	1	0	0	26		
01	Timmy Falls	g	0-2	0-0	2-2	0	1	1	3	2	3	1	1	2	34		
02	Kendal Manuel	g	6-14	3-6	2-4	1	5	6	1	17	0	1	0	1	38		
03	Josh Vazquez	g	0-4	0-1	0-0	0	3	3	2	0	3	2	2	1	35		
04	Sayed Pridgett	g	7-17	0-2	2-2	2	6	8	4	16	3	3	1	1	32		
00	Kyle Owens	g	2-2	0-0	0-0	0	2	2	1	4	1	1	1	0	17		
22	Yagizhan Selcuk	g	0-4	0-0	0-0	1	0	1	0	0	0	0	0	0	6		
23	Mack Anderson	g	0-0	0-0	0-0	0	0	0	1	0	0	0	0	0	4		
35	Derrick Carter-Holli	g	0-1	0-0	0-0	0	4	4	2	0	2	0	1	0	8		
	Team					1	0	1									
	Totals		24-58	6-13	6-8	5	23	28	18	60	13	9	6	5	200		

FG % 1st Half: 10-30 33.3% 2nd half: 14-28 50.0% Game: 24-58 41.4% Deadball Rebound 2
3FG % 1st Half: 2-7 28.6% 2nd half: 4-6 66.7% Game: 6-13 46.2%
FT % 1st Half: 4-4 100.0% 2nd half: 2-4 50.0% Game: 6-8 75.0%

Southern Utah 58 • 8-5, 1-1 BSC

#	Player	Total			3-Ptr			Rebounds			PF	TP	A	TO	Blk	Stl	Min
		FG-FGA	FG-FGA	FT-FTA	FG-FGA	FG-FGA	FT-FTA	Off	Def	Tot							
12	Maizen Fausett	r	5-8	1-1	4-7	6	5	11	1	15	0	2	3	0	31		
14	Daouda Ndiaye	c	1-2	0-0	0-0	0	1	1	1	2	0	1	2	0	19		
03	John Knight III	g	3-8	0-1	7-8	1	2	3	2	13	1	5	1	0	34		
04	Dre Marin	g	2-8	1-4	0-0	0	1	1	5	0	2	0	2	2	32		
23	Cameron Oluyitan	g	3-12	0-3	0-0	0	4	4	2	6	1	0	0	0	35		
00	Damani McEntire	g	0-0	0-0	1-2	0	0	0	2	1	0	0	0	0	1		
01	Jakobly McGee	g	2-4	0-1	0-0	1	2	3	0	4	0	1	0	0	15		

SEASON REVIEW

Game #17
Jan. 13, 2020
Missoula, Mont.

Griz 85  **70**

Portland State 70 • 8-10, 2-4 BSC

#	Player	Total			3-Ptr			Rebounds			PF	TP	A	TO	Blk	Stl	Min
		FG	FGA	FT	FTA	Off	Def	Tot									
02	Markus Golder	f	3-8	0-1	0-0	2	0	2	3	6	0	0	1	0	1	17	
03	Rashaad Goolsby	f	3-6	0-0	7-8	4	7	11	3	13	0	0	2	1	31		
22	Alonzo Walker	g	6-13	0-0	0-0	3	1	4	2	12	1	5	1	1	32		
11	Holland Woods	g	5-13	0-3	8-9	1	1	2	3	18	3	4	0	3	36		
15	Ian Burke	g	0-5	0-4	0-0	0	2	2	1	0	1	1	0	0	22		
05	Kyle Greeley	g	2-5	0-1	2-3	0	1	1	0	6	0	1	0	0	17		
12	Trey Wood	g	1-1	0-0	0-0	0	0	0	0	2	0	0	0	0	6		
14	Lamar Hamrick	g	5-11	0-2	1-2	1	3	4	2	11	2	1	0	2	25		
21	Daniel Giannosa	g	0-0	0-0	0-0	0	2	2	0	0	0	0	0	0	3		
30	Chris Whitaker	g	1-2	0-0	0-0	0	0	0	2	2	1	0	0	0	11		
Team						7	2	9									
Totals			26-64	0-11	18-22	18	19	37	16	70	8	12	4	7	200		

FG % 1st Half: 17-37 45.9% 2nd half: 9-27 33.3% Game: 26-64 40.6% Deadball Rebounds 2
3FG % 1st Half: 0-6 0.0% 2nd half: 0-5 0.0% Game: 0-11 0.0%
FT % 1st Half: 8-10 80.0% 2nd half: 10-12 83.3% Game: 18-22 81.8%

Montana 85 • 9-8, 5-1 BSC

#	Player	Total			3-Ptr			Rebounds			PF	TP	A	TO	Blk	Stl	Min
		FG	FGA	FT	FTA	Off	Def	Tot									
33	Jared Samuelson	f	2-2	0-0	0-0	0	0	0	1	4	0	1	0	0	9		
01	Timmy Falls	g	3-9	1-5	0-0	0	1	1	4	7	5	2	0	1	34		
02	Kendal Manuel	g	7-11	5-7	8-9	1	2	3	1	27	1	2	0	1	37		
03	Josh Vazquez	g	0-2	0-1	0-0	0	0	0	0	0	0	1	1	0	12		
04	Sayed Pridgett	g	7-12	1-1	2-2	0	8	8	2	17	10	1	1	0	37		
00	Kyle Owens	g	2-4	1-3	2-2	1	1	2	1	7	1	0	0	0	10		
10	Eddy Egun	g	0-1	0-1	0-0	0	0	0	2	0	0	1	0	0	4		
22	Yagizhan Selcuk	g	0-0	0-0	0-0	0	0	0	0	0	0	0	0	0	2		
23	Mack Anderson	g	5-5	0-0	0-2	0	2	2	3	10	1	3	2	0	21		
35	Derrick Carter-Holli	g	6-7	1-2	0-1	1	3	4	3	13	2	1	2	1	34		
Team						1	5	6									
Totals			32-53	9-20	12-16	4	22	26	17	85	20	12	6	3	200		

FG % 1st Half: 17-28 60.7% 2nd half: 15-25 60.0% Game: 32-53 60.4% Deadball Rebounds 2
3FG % 1st Half: 4-9 44.4% 2nd half: 5-11 45.5% Game: 9-20 45.0%
FT % 1st Half: 8-8 100.0% 2nd half: 4-8 50.0% Game: 12-16 75.0%

Officials: Michael Greens, Mike Reed, David Hall
Technical fouls: Portland State-Lamar Hamrick, Montana-None.
Attendance: 3252

Score by periods	1st	2nd	Total
Portland State	42	28	70
Montana	46	39	85

Last FG - PSU 07:00:48, UM 07:00:30.
Largest lead - PSU by 6 1st-17:59, UM by 19 2nd-02:50.
PSU led for 07:03, UM led for 37:12, Game was tied for 00:45.

Score tied - 3 times.
Lead changed - 3 times.

Game #18
Jan. 18, 2020
Missoula, Mont.

Griz 67  **63**

Idaho 63 • 5-12, 1-5 BSC

#	Player	Total			3-Ptr			Rebounds			PF	TP	A	TO	Blk	Stl	Min
		FG	FGA	FT	FTA	Off	Def	Tot									
12	Chance Garvin	f	1-3	1-1	1-2	0	2	2	3	4	3	0	2	1	24		
34	Scott Blakney	g	6-10	0-0	0-1	1	4	5	2	12	1	4	1	1	24		
02	Damen Thacker	g	2-4	2-3	0-0	0	1	1	1	6	2	2	0	1	22		
05	Quinton Forrest	g	2-4	0-0	1-2	0	4	4	3	5	1	2	0	0	22		
25	Trevon Allen	g	6-15	2-5	9-11	0	6	6	3	23	1	4	0	1	31		
01	Ja'Vary Christmas	g	0-2	0-0	0-0	0	0	0	0	0	0	0	0	0	10		
04	Keyshaad Dixon	g	1-2	1-1	0-0	0	2	2	1	3	2	2	0	0	16		
15	Marquell Fraser	g	1-3	0-0	1-3	0	3	3	0	3	0	3	1	0	17		
23	Babacar Thiombane	g	2-4	0-0	1-2	2	1	3	3	5	0	1	0	0	22		
41	Jack Wilson	g	1-4	0-0	0-0	1	3	4	1	2	0	1	1	0	12		
Team						2	3	5									
Totals			22-51	6-10	13-21	6	29	35	17	63	11	17	4	4	200		

FG % 1st Half: 9-24 37.5% 2nd half: 13-27 48.1% Game: 22-51 43.1% Deadball Rebounds 3
3FG % 1st Half: 2-4 50.0% 2nd half: 4-6 66.7% Game: 6-10 60.0%
FT % 1st Half: 7-9 77.8% 2nd half: 6-12 50.0% Game: 13-21 61.9%

Montana 67 • 10-8, 6-1 BSC

#	Player	Total			3-Ptr			Rebounds			PF	TP	A	TO	Blk	Stl	Min
		FG	FGA	FT	FTA	Off	Def	Tot									
33	Jared Samuelson	f	9-15	5-9	0-0	0	3	3	3	23	1	2	0	1	32		
01	Timmy Falls	g	0-2	0-1	0-0	0	2	2	3	0	2	1	0	2	22		
02	Kendal Manuel	g	4-13	2-5	2-2	1	2	3	1	12	2	0	0	3	35		
03	Josh Vazquez	g	2-6	0-2	0-0	0	6	6	1	4	4	2	0	2	27		
04	Sayed Pridgett	g	6-14	0-1	5-9	2	4	6	3	17	2	5	0	2	39		
00	Kyle Owens	g	0-1	0-1	3-4	0	2	2	1	3	0	0	0	0	9		
10	Eddy Egun	g	0-0	0-0	0-0	0	0	0	0	0	0	0	0	0	2		
23	Mack Anderson	g	1-2	0-0	0-0	1	1	2	1	2	0	1	0	0	8		
35	Derrick Carter-Holli	g	3-5	0-1	0-0	2	5	7	5	6	2	2	4	0	26		
Team						1	3	4									
Totals			25-58	7-20	10-15	7	28	35	18	67	13	13	4	10	200		

FG % 1st Half: 12-32 37.5% 2nd half: 13-26 50.0% Game: 25-58 43.1% Deadball Rebounds 2
3FG % 1st Half: 4-11 36.4% 2nd half: 3-9 33.3% Game: 7-20 35.0%
FT % 1st Half: 3-4 75.0% 2nd half: 7-11 63.6% Game: 10-15 66.7%

Officials: Dan Church, Matthew Rukasin, Doug Sturdivan
Technical fouls: Idaho-None, Montana-None.
Attendance: 4279

Score by periods	1st	2nd	Total
Idaho	27	36	63
Montana	31	36	67

Last FG - UI 2nd-00:03, UM 2nd-00:19.
Largest lead - UI by 5 1st-17:11, UM by 9 2nd-07:25.
UI led for 05:47, UM led for 29:26, Game was tied for 04:47.

Score tied - 7 times.
Lead changed - 5 times.

Game #19
Jan. 23, 2020
Pocatello, Idaho

Griz 77  **74**

Montana 77 • 11-8, 7-1 BSC

#	Player	Total			3-Ptr			Rebounds			PF	TP	A	TO	Blk	Stl	Min
		FG	FGA	FT	FTA	Off	Def	Tot									
33	Jared Samuelson	f	6-8	1-1	3-4	2	5	7	4	16	0	1	2	2	24		
01	Timmy Falls	g	4-9	2-3	0-0	0	0	0	5	10	2	4	0	1	38		
02	Kendal Manuel	g	6-13	2-6	7-7	0	4	4	0	21	2	4	0	1	37		
03	Josh Vazquez	g	5-13	0-1	2-2	0	5	5	3	2	2	1	1	1	29		
04	Sayed Pridgett	g	0-2	0-3	3-5	3	3	6	4	13	4	4	0	0	29		
00	Kyle Owens	g	0-3	0-1	0-0	0	2	2	1	0	0	0	0	0	15		
10	Eddy Egun	g	0-0	0-0	0-0	0	1	1	0	0	0	0	0	0	2		
22	Yagizhan Selcuk	g	3-4	0-0	0-0	0	0	0	0	6	0	0	0	0	3		
23	Mack Anderson	g	2-3	0-1	1-1	0	0	0	5	5	0	1	1	0	11		
35	Derrick Carter-Holli	g	2-3	0-0	0-0	1	1	2	3	4	0	1	1	0	12		
Team						0	1	1									
Totals			28-58	5-16	16-19	6	22	28	26	77	10	12	5	5	200		

FG % 1st Half: 16-26 61.5% 2nd half: 12-32 37.5% Game: 28-58 48.3% Deadball Rebounds 2
3FG % 1st Half: 3-6 50.0% 2nd half: 2-10 20.0% Game: 5-16 31.3%
FT % 1st Half: 6-6 100.0% 2nd half: 10-13 76.9% Game: 16-19 84.2%

Idaho State 74 • 6-11, 3-5 BSC

#	Player	Total			3-Ptr			Rebounds			PF	TP	A	TO	Blk	Stl	Min
		FG	FGA	FT	FTA	Off	Def	Tot									
03	DOWD, Sam	f	6-9	0-1	2-3	1	6	7	5	14	1	1	4	0	29		
05	MAKER, Chier	f	5-9	2-4	0-2	3	2	5	1	12	1	1	1	1	36		
01	SMELLIE, Austin	g	3-8	0-0	6-7	1	2	3	4	12	2	1	0	1	25		
02	Tarik Cool	g	1-8	0-1	8-10	0	3	3	3	10	4	3	0	0	34		
21	STUTZMAN, Jared	g	3-6	1-1	6-7	2	4	6	0	13	2	2	0	0	33		
04	UDENGWU, Chidi	g	4-10	0-0	1-3	2	2	4	2	9	0	0	0	1	15		
12	Nico Aguirre	g	0-0	0-0	2-2	0											

SEASON REVIEW

Game #21

Jan. 30, 2020
Portland, Ore.



88 *Griz* **81**

Montana 81 • 11-10, 7-3 BSC

#	Player	Total			3-Ptr			Rebounds			PF	TP	A	TO	Blk	Stl	Min
		FG	FGA	FT	FTA	FG	FGA	FT	FTA	Off							
33	Jared Samuelson	f	1-2	0-0	0-0	0	1	1	0	2	0	2	0	2	0	0	5
01	Timmy Falls	g	6-9	2-5	0-0	0	1	1	4	14	1	1	0	0	1	32	
02	Kendal Manuel	g	8-14	1-5	2-2	2	4	6	4	19	3	2	0	0	0	32	
03	Josh Vazquez	g	0-1	0-1	0-0	0	0	0	1	0	1	2	0	2	13		
04	Sayed Pridgett	g	6-12	0-0	2-3	1	3	4	4	14	8	4	1	0	37		
00	Kyle Owens	g	1-4	0-1	2-4	1	1	2	2	4	0	0	0	0	19		
10	Eddy Egun	g	2-5	2-3	0-1	0	7	7	3	6	1	0	0	2	15		
23	Mack Anderson	g	2-3	0-0	1-2	1	0	1	1	5	0	1	1	0	12		
35	Derrick Carter-Holli	g	6-7	1-2	4-4	1	4	5	3	17	0	2	1	1	35		
	Team					0	2	2									
	Totals		32-57	6-17	11-16	6	23	29	22	81	14	14	3	6	200		

FG % 1st Half: 12-25 48.0% 2nd half: 20-32 62.5% Game: 32-57 56.1% Deadball Rebounds 2
 3FG % 1st Half: 2-7 28.6% 2nd half: 4-10 40.0% Game: 6-17 35.3%
 FT % 1st Half: 4-7 57.1% 2nd half: 7-9 77.8% Game: 11-16 68.8%

Portland State 88 • 11-12, 5-6, BSC

#	Player	Total			3-Ptr			Rebounds			PF	TP	A	TO	Blk	Stl	Min
		FG	FGA	FT	FTA	FG	FGA	FT	FTA	Off							
00	Sal Nuhu	f	5-10	0-1	0-1	1	4	5	1	10	3	1	0	1	35		
02	Markus Golder	f	3-8	1-3	0-0	0	1	1	3	7	1	1	1	2	22		
22	Hazle, Grant	f	2-2	0-0	0-0	2	3	5	4	4	1	2	0	0	18		
11	Stevens, Lamar	g	7-19	4-7	21-21	1	2	3	1	39	5	4	0	4	36		
05	Ian Burke	g	2-5	1-4	0-0	1	3	4	2	5	2	0	0	1	24		
03	Pierce, Satchel	g	4-6	0-0	1-1	2	0	2	3	9	1	0	1	2	24		
05	Wheeler, Jamari	g	3-5	0-1	1-3	1	2	3	3	7	0	0	0	0	19		
14	Lamar Hamrick	g	2-3	1-1	0-0	0	0	0	1	5	0	2	0	0	9		
30	Chris Whitaker	g	1-3	0-0	0-0	1	3	4	1	2	1	1	0	1	13		
	Team					2	4	6									
	Totals		29-61	7-17	23-26	11	22	33	19	88	14	13	2	11	200		

FG % 1st Half: 19-34 55.9% 2nd half: 10-27 37.0% Game: 29-61 47.5% Deadball Rebounds 1
 3FG % 1st Half: 5-10 50.0% 2nd half: 2-7 28.6% Game: 7-17 41.2%
 FT % 1st Half: 6-7 85.7% 2nd half: 17-19 89.5% Game: 23-26 88.5%

Officials: Scott Brown, Jimmy Casas, Rob Kueneman
 Technical fouls: Montana-None. Portland State-None.
 Attendance: 1704

Score by periods	1st	2nd	Total
Montana	30	51	81
Portland State	49	39	88

Last FG - UM 2nd-00:12, PSU 2nd-04:05.
 Largest lead - UM None, PSU by 22 2nd-15:15.
 UM led for 00:00. PSU led for 39:34. Game was tied for 00:26.

Game #22

Feb. 1, 2020
Missoula, Mont.



78 *Griz* **64**

Montana State 64 • 11-10, 5-5 BSC

#	Player	Total			3-Ptr			Rebounds			PF	TP	A	TO	Blk	Stl	Min
		FG	FGA	FT	FTA	FG	FGA	FT	FTA	Off							
11	Ladan Ricketts	f	0-2	0-1	2-2	0	0	0	0	2	0	0	0	0	0	28	
13	Jubrilie Belo	f	0-4	0-0	0-0	0	2	1	3	4	0	0	3	0	0	13	
31	Devrin Kirby	c	0-0	0-0	1-1	0	3	3	4	0	0	1	2	0	0	26	
04	Amin Adiamu	g	3-12	0-1	3-4	0	4	4	4	9	3	2	0	1	27		
05	Harald Frey	g	9-17	7-14	12-15	0	6	6	4	37	1	2	0	1	39		
00	Zeke Quinlan	g	0-0	0-0	0-2	0	1	1	1	0	0	1	0	0	3		
03	Finn Fleute	g	0-0	0-0	1-2	0	0	0	1	1	0	0	0	0	7		
15	Michael Paulo	g	2-4	1-2	2-2	0	3	3	0	7	1	0	0	0	26		
23	Borja Fernandez	g	4-8	0-1	0-1	1	3	4	1	8	0	0	1	0	31		
24	Zach Hobbs	g	0-0	0-0	0-0	0	0	0	0	0	0	0	0	0	0+		
	Team					4	4	4									
	Totals		18-47	8-19	20-29	7	21	28	19	64	6	10	1	2	200		

FG % 1st Half: 9-21 42.9% 2nd half: 9-26 34.6% Game: 18-47 38.3% Deadball Rebounds 4
 3FG % 1st Half: 5-10 50.0% 2nd half: 3-9 33.3% Game: 8-19 42.1%
 FT % 1st Half: 16-21 76.2% 2nd half: 4-8 50.0% Game: 20-29 69.0%

Montana 78 • 12-10, 8-3 BSC

#	Player	Total			3-Ptr			Rebounds			PF	TP	A	TO	Blk	Stl	Min
		FG	FGA	FT	FTA	FG	FGA	FT	FTA	Off							
33	Jared Samuelson	f	1-1	1-1	0-0	1	1	2	4	3	0	1	1	0	4		
35	Derrick Carter-Holli	f	3-4	1-1	0-0	1	8	9	3	7	5	1	0	0	32		
01	Timmy Falls	g	5-11	0-3	0-0	0	2	2	3	10	4	2	1	2	30		
02	Kendal Manuel	g	4-10	4-6	0-0	0	3	3	2	12	1	2	0	0	36		
04	Sayed Pridgett	g	8-17	2-2	6-6	1	4	5	3	24	5	2	1	1	39		
00	Kyle Owens	g	4-6	1-2	5-8	2	4	6	4	14	0	0	0	0	25		
03	Josh Vazquez	g	2-4	2-3	0-0	0	2	2	4	6	1	0	0	0	14		
10	Eddy Egun	g	0-1	0-1	0-0	1	0	1	2	0	0	0	0	0	5		
22	Yagizhan Selcuk	g	0-0	0-0	0-0	0	0	0	0	0	0	0	0	0	1		
23	Mack Anderson	g	0-0	0-0	2-2	1	2	3	2	2	0	2	0	0	13		
32	Peter Jones	g	0-0	0-0	0-0	0	0	0	0	0	0	0	0	0	1		
	Team					0	1	1									
	Totals		27-54	11-19	13-16	7	27	34	27	78	16	10	3	3	200		

FG % 1st Half: 19-30 63.3% 2nd half: 8-24 33.3% Game: 27-54 50.0% Deadball Rebounds 2
 3FG % 1st Half: 10-14 71.4% 2nd half: 1-5 20.0% Game: 11-19 57.9%
 FT % 1st Half: 6-8 75.0% 2nd half: 7-8 87.5% Game: 13-16 81.3%

Officials: Charles Robinson, Corban Lopez, Chad Shepherd
 Technical fouls: Montana State-None. Montana-None.
 Attendance: 7040

Score by periods	1st	2nd	Total
Montana State	39	25	64
Montana	54	24	78

Last FG - MSU 2nd-01:59, UM 2nd-01:39.
 Largest lead - MSU by 11 1st-12:49, UM by 16 1st-04:06.
 MSU led for 00:14. UM led for 38:46. Game was tied for 01:00.

Game #23

Feb. 6, 2020
Missoula, Mont.



92 *Griz* **82**

Eastern Washington 82 • 15-7, 8-3 BSC

#	Player	Total			3-Ptr			Rebounds			PF	TP	A	TO	Blk	Stl	Min
		FG	FGA	FT	FTA	FG	FGA	FT	FTA	Off							
14	PEATLING, Mason	f	6-8	1-1	7-10	2	5	7	4	20	5	6	1	0	36		
10	DAVISON, Jacob	g	13-22	3-4	5-8	2	5	7	3	34	4	4	0	0	40		
11	PERRY, Jack	g	1-2	1-2	3-3	0	4	4	2	6	3	0	0	0	33		
24	Kim Aiken Jr.	g	2-7	1-5	2-4	1	8	9	5	7	0	1	1	3	35		
55	Ellis Magnuson	g	2-4	0-2	0-0	0	0	0	2	4	0	2	0	0	14		
05	POLANCO, Richard	g	3-6	2-5	3-3	0	1	1	4	11	0	0	0	1	32		
15	GRICIUNAS, Benas	g	0-0	0-0	0-0	0	0	0	0	0	0	0	0	0	3		
25	Michael Meadows	g	0-0	0-0	0-0	0	0	0	1	0	0	0	0	0	0+		
33	Jacob Groves	g	0-1	0-0	0-0	0	0	0	1	0	0	0	0	0	3		
35	Tanner Groves	g	0-0	0-0	0-0	0	0	0	4	0	0	2	0	0	4		
	Team					0	1	1									
	Totals		27-50	8-19	20-28	5	24	29	26	82	12	15	2	4	200		

FG % 1st Half: 16-24 66.7% 2nd half: 11-26 42.3% Game: 27-50 54.0% Deadball Rebounds 3
 3FG % 1st Half: 3-6 50.0% 2nd half: 5-13 38.5% Game: 8-19 42.1%
 FT % 1st Half: 10-13 76.9% 2nd half: 10-15 66.7% Game: 20-28 71.4%

Montana 92 • 13-10, 9-3 BSC

#	Player	Total			3-Ptr			Rebounds			PF	TP	A	TO	Blk	Stl	Min
		FG	FGA	FT	FTA	FG	FGA	FT	FTA	Off							
33	Jared Samuelson	f	4-8	1-2	0-0	0	2	2	5	9	1	1	0	0	16		
35	Derrick Carter-Holli	f	3-4	1-1	0-1	1	2	3	4	7							

SEASON REVIEW

Game #25
Feb. 13, 2020
Missoula, Mont.



Weber State 37 • 10-15, 6-8 BSC

#	Player	Total		3-Ptr		Rebounds			PF	TP	A	TO	Blk	Stl	Min
		FG-FGA	FG-FGA	FT-FTA	FT-FTA	Off	Def	Tot							
11	Michal Kozak	f	2-8	1-3	1-2	0	4	4	3	6	0	1	0	0	37
33	Tim Fuller	f	4-6	0-0	0-0	1	1	2	1	8	0	2	0	0	25
03	KJ Cunningham	g	2-5	1-2	1-2	0	5	5	0	6	3	3	0	1	33
04	Kham Davis	g	0-4	0-2	0-0	0	1	1	4	0	1	4	0	0	14
05	Cody John	g	2-8	1-3	0-0	0	7	7	2	5	2	5	0	0	36
12	Israel Barnes	g	1-3	0-2	1-1	0	2	2	0	3	0	0	0	0	24
23	Judah Jordan	g	0-2	0-2	0-0	0	2	2	0	0	1	3	0	0	13
24	Dima Zdor	g	2-4	0-0	5-7	0	2	2	1	9	0	1	0	0	18
	Team					1	0	1			2				
	Totals		13-40	3-14	8-12	2	24	26	11	37	7	21	0	1	200

FG % 1st Half: 8-19 42.1% 2nd half: 5-21 23.8% Game: 13-40 32.5%
3FG % 1st Half: 3-9 33.3% 2nd half: 0-5 0.0% Game: 3-14 21.4%
FT % 1st Half: 2-4 50.0% 2nd half: 6-8 75.0% Game: 8-12 66.7%

Montana 72 • 15-10, 11-3 BSC

#	Player	Total		3-Ptr		Rebounds			PF	TP	A	TO	Blk	Stl	Min
		FG-FGA	FG-FGA	FT-FTA	FT-FTA	Off	Def	Tot							
33	Jared Samuelson	f	0-2	0-0	1-2	0	2	2	1	1	0	0	1	1	15
35	Derrick Carter-Holli	f	1-3	0-0	0-0	0	1	1	4	2	2	2	1	0	24
01	Timmy Falls	g	4-8	2-4	0-0	0	5	5	3	10	1	1	0	3	35
02	Kendal Manuel	g	8-12	2-4	3-3	1	5	6	0	21	3	0	0	1	32
04	Sayed Pridgett	g	11-17	1-2	2-2	1	4	5	2	25	2	2	0	0	30
00	Kyle Owens	g	1-4	0-1	0-0	0	2	2	2	2	0	0	0	1	10
03	Josh Vazquez	g	2-5	0-3	0-0	0	1	1	1	4	2	0	0	4	27
10	Eddy Egun	g	2-2	1-1	2-2	0	2	2	0	7	1	0	0	0	8
23	Mack Anderson	g	0-0	0-0	0-0	0	2	2	3	0	0	0	1	0	16
32	Peter Jones	g	0-1	0-0	0-0	0	1	1	0	0	0	0	0	0	3
	Team					0	0	0			1				
	Totals		29-54	6-15	8-9	2	25	27	16	72	11	6	3	10	200

FG % 1st Half: 15-26 57.7% 2nd half: 14-28 50.0% Game: 29-54 53.7%
3FG % 1st Half: 3-5 60.0% 2nd half: 3-10 30.0% Game: 6-15 40.0%
FT % 1st Half: 5-5 100.0% 2nd half: 3-4 75.0% Game: 8-9 88.9%

Officials: Brad Fowler, Chad Shepherd, D.G. Nelson
Technical fouls: Weber State-None. Montana-None.
Attendance: 3730

Score by periods	1st	2nd	Total
Weber State	21	16	37
Montana	38	34	72

Points	In	Off	2nd	Fast	Bench
WSU	Paint	T/O	Chance	Break	
UM	18	2	2	2	12
	30	25	3	12	13

Last FG - WSU 2nd-02:07, UM 2nd-02:22.
Largest lead - WSU by 3 1st-18:53, UM by 39 2nd-03:00.
WSU led for 05:12, UM led for 33:41. Game was tied for 01:07.

Score tied - 0 times.
Lead changed - 5 times.

Game #26
Feb. 15, 2020
Missoula, Mont.



Idaho State 63 • 6-18, 3-12 BSC

#	Player	Total		3-Ptr		Rebounds			PF	TP	A	TO	Blk	Stl	Min
		FG-FGA	FG-FGA	FT-FTA	FT-FTA	Off	Def	Tot							
03	DOWD, Sam	f	5-13	0-0	1-2	2	3	5	3	11	2	2	1	0	29
05	MAKER, Chier	f	4-12	1-5	2-2	3	7	10	1	11	0	2	0	1	28
01	SMELLIE, Austin	g	3-7	1-3	5-6	1	4	5	1	12	0	3	0	1	32
02	Tarik Cool	g	2-6	1-2	0-0	0	0	0	2	5	0	3	1	0	20
21	STUTZMAN, Jared	g	4-7	2-5	2-2	1	1	2	1	12	1	3	0	0	34
04	UDENGWU, Chidi	g	2-7	0-0	4-7	1	5	6	1	8	1	0	1	0	23
12	Nico Aguirre	g	2-4	0-2	0-0	0	1	1	0	4	0	1	0	1	21
22	WALKER, Alonzo	g	0-0	0-0	0-0	1	0	1	0	0	0	0	0	0	13
24	TRUMAN, Blake	g	0-0	0-0	0-0	0	0	0	0	0	0	0	0	0	0+
	Team					1	2	3			1				
	Totals		22-56	5-17	14-19	10	23	33	9	63	4	15	3	3	200

FG % 1st Half: 13-25 52.0% 2nd half: 9-31 29.0% Game: 22-56 39.3%
3FG % 1st Half: 3-6 50.0% 2nd half: 2-11 18.2% Game: 5-17 29.4%
FT % 1st Half: 8-11 72.7% 2nd half: 6-8 75.0% Game: 14-19 73.7%

Montana 78 • 16-10, 12-3 BSC

#	Player	Total		3-Ptr		Rebounds			PF	TP	A	TO	Blk	Stl	Min
		FG-FGA	FG-FGA	FT-FTA	FT-FTA	Off	Def	Tot							
33	Jared Samuelson	f	6-7	0-0	0-0	1	2	3	1	12	0	0	1	0	21
35	Derrick Carter-Holli	f	0-3	0-1	0-0	1	3	4	2	0	2	1	1	0	18
01	Timmy Falls	g	2-4	1-2	0-0	0	0	0	1	5	2	1	0	0	16
02	Kendal Manuel	g	7-14	2-4	0-0	0	3	3	2	16	3	3	0	0	36
04	Sayed Pridgett	g	10-14	0-0	4-4	0	11	11	1	24	9	3	0	3	38
00	Kyle Owens	g	1-1	0-0	1-1	0	1	1	1	4	3	0	0	0	10
03	Josh Vazquez	g	4-9	3-8	0-0	0	2	2	1	11	0	1	0	0	36
10	Eddy Egun	g	1-3	0-1	1-1	0	1	1	1	3	0	1	0	0	6
23	Mack Anderson	g	2-4	0-0	0-0	0	3	3	4	4	0	1	3	1	19
	Team					1	2	3							
	Totals		33-59	6-16	6-6	3	28	31	17	78	16	11	5	7	200

FG % 1st Half: 19-30 63.3% 2nd half: 14-29 48.3% Game: 33-59 55.9%
3FG % 1st Half: 6-11 54.5% 2nd half: 0-5 0.0% Game: 6-16 37.5%
FT % 1st Half: 1-1 100.0% 2nd half: 5-5 100.0% Game: 6-6 100.0%

Officials: Matt Mason, Toby Doolittle, Ruben Ramos
Technical fouls: Idaho State-None. Montana-None.
Attendance: 4657

Score by periods	1st	2nd	Total
Idaho State	37	26	63
Montana	45	33	78

Points	In	Off	2nd	Fast	Bench
ISU	Paint	T/O	Chance	Break	
UM	32	3	14	0	12
	38	15	2	13	21

Last FG - ISU 2nd-00:06, UM 2nd-00:22.
Largest lead - ISU None, UM by 18 2nd-07:07.
ISU led for 00:00, UM led for 37:56. Game was tied for 01:59.

Score tied - 1 time.
Lead changed - 0 times.

Game #27
Feb. 22, 2020
Bozeman, Mont.



Montana 59 • 17-10, 13-3 BSC

#	Player	Total		3-Ptr		Rebounds			PF	TP	A	TO	Blk	Stl	Min
		FG-FGA	FG-FGA	FT-FTA	FT-FTA	Off	Def	Tot							
33	Jared Samuelson	f	4-7	0-1	2-2	2	5	7	4	10	0	0	0	1	22
35	Derrick Carter-Holli	f	3-4	0-0	0-0	2	3	5	2	6	1	2	1	1	28
01	Timmy Falls	g	1-4	1-3	0-0	0	4	4	5	3	1	1	0	1	26
02	Kendal Manuel	g	8-16	3-6	0-0	0	2	2	1	19	1	4	0	2	39
04	Sayed Pridgett	g	7-13	0-1	1-7	2	5	7	3	15	1	4	0	2	40
00	Kyle Owens	g	0-1	0-0	0-0	0	0	0	1	0	1	1	0	0	14
03	Josh Vazquez	g	0-2	0-1	2-2	0	1	1	0	2	0	2	1	1	15
10	Eddy Egun	g	0-1	0-1	1-2	1	2	3	0	1	1	0	0	1	6
22	Yagizhan Selcuk	g	0-0	0-0	1-2	1	1	2	0	1	0	0	0	0	3
23	Mack Anderson	g	1-2	0-0	0-0	0	0	0	4	2	1	0	1	0	7
	Team					1	1	2							
	Totals		24-50	4-13	7-15	9	24	33	20	59	8	15	3	9	200

FG % 1st Half: 12-27 44.4% 2nd half: 12-23 52.2% Game: 24-50 48.0%
3FG % 1st Half: 2-7 28.6% 2nd half: 2-6 33.3% Game: 4-13 30.8%
FT % 1st Half: 2-7 28.6% 2nd half: 5-8 62.5% Game: 7-15 46.7%

Montana State 54 • 14-13, 8-8 BSC

#	Player	Total		3-Ptr		Rebounds			PF	TP	A	TO	Blk	Stl	Min
		FG-FGA	FG-FGA	FT-FTA	FT-FTA	Off	Def	Tot							
11	Ladan Ricketts	f	1-5	1-5	0-0	0	6	6	1	3	0	2	1	0	37
13	BONTON, Isaac	f	3-5	0-0	5-8	1	4	5	3	11	1	4	2	3	35
31	Devin Kirby	c	0-1	0-0	3-4	4	4	8	2	3	3	1	0	1	24
04	NEUMANN, Sam	g	6-15	0-4	0-0	0	4	4	1	12	0	2	0	2	36
05	FREY, Harald	g	4-13	1-6	9-10	2	2	4	2	18	3	3	0	3	37
10	KLINES, Devonte	g	0-1	0-1	0-0	0	0	0	0	0	0	0	0	0	3
15	Michael Paulo	g	0-1	0-1	0-0	0	1	1	2	0	0	3	0	0	10
23	Borja Fernandez	g	3-7	1-3	0-0	0	0	0	4	7	1	0	0	1	18
	Team					3	2	5							
	Totals		17-48	3-20	17-22	10	23	33	15	54	8	15	3	10	200

FG % 1st Half: 6-20 30.0% 2nd half: 11-28 39.3% Game: 17-48 35.4%
3FG % 1st Half: 2-7 28.6% 2nd half: 1-13 7.7% Game: 3-20 15.0%
FT % 1st Half: 6-8 75.0% 2nd half: 11-14 78.6% Game: 17-22 77.3%

Officials: Doug Sturdivan, Ian Caldwell, Ryan Holmes
Technical fouls: Montana-None. Montana State-None.
Attendance: 6570

Score by periods	1st	2nd	Total
Montana	28	31	59
Montana State	20	34	54

Points	In	Off	2nd	Fast	Bench
UM	Paint	T/O	Chance	Break	
MSU	26	9	8	6	6
	34	15	4	8	7

SEASON REVIEW

Game #21
Jan. 30, 2020
Portland, Ore.



Montana 81 • 11-10, 7-3 BSC

#	Player	Total		3-Ptr		Rebounds			PF	TP	A	TO	Blk	Stl	Min
		FG-FGA	FT-FTA	FG-FGA	FT-FTA	Off	Def	Tot							
33	Jared Samuelson	f	1-2	0-0	0-0	0	1	1	0	2	0	2	0	0	5
01	Timmy Falls	g	6-9	2-5	0-0	0	1	1	4	14	1	1	0	1	32
02	Kendal Manuel	g	8-14	1-5	2-2	2	4	6	4	19	3	2	0	0	32
03	Josh Vazquez	g	0-1	0-1	0-0	0	0	0	1	0	1	2	0	2	13
04	Sayed Pridgett	g	6-12	0-0	2-3	1	3	4	4	14	8	4	1	0	37
00	Kyle Owens	g	1-4	0-1	2-4	1	1	2	2	4	0	0	0	0	19
10	Eddy Egun	g	2-5	2-3	0-1	0	7	7	3	6	1	0	0	2	15
23	Mack Anderson	g	2-3	0-0	1-2	1	0	1	1	5	0	1	1	0	12
25	Derrick Carter-Holli	g	6-7	1-2	4-4	1	4	5	3	17	0	2	1	1	35
	Team					0	2	2							
Totals			32-57	6-17	11-16	6	23	29	22	81	14	14	3	6	200

FG % 1st Half: 12-25 48.0% 2nd half: 20-32 62.5% Game: 32-57 56.1% Deadball Rebounds 2
 3FG % 1st Half: 2-7 28.6% 2nd half: 4-10 40.0% Game: 6-17 35.3%
 FT % 1st Half: 4-7 57.1% 2nd half: 7-9 77.8% Game: 11-16 68.8%

Portland State 88 • 11-12, 5-6, BSC

#	Player	Total		3-Ptr		Rebounds			PF	TP	A	TO	Blk	Stl	Min
		FG-FGA	FT-FTA	FG-FGA	FT-FTA	Off	Def	Tot							
00	Sal Nuhu	f	5-10	0-1	0-1	1	4	5	1	10	3	1	0	1	35
02	Markus Golder	f	3-8	1-3	0-0	0	1	1	3	7	1	1	1	2	22
22	Hazle, Grant	f	2-2	0-0	0-0	2	3	5	4	4	1	2	0	0	18
11	Stevens, Lamar	g	7-19	4-7	21-21	1	2	3	1	39	5	4	0	4	36
05	Ian Burke	g	2-5	1-4	0-0	1	3	4	2	5	2	0	0	1	24
13	Jersey, Satchel	g	4-6	0-0	1-1	2	0	2	3	9	1	0	1	2	24
05	Wheeler, Jamari	g	3-5	0-1	1-3	1	2	3	3	7	0	0	0	0	19
14	Lamar Hamrick	g	2-3	1-1	0-0	0	0	0	1	5	0	2	0	0	9
30	Chris Whitaker	g	1-3	0-0	0-0	1	3	4	1	2	1	1	0	1	13
	Team					2	4	6							
Totals			29-61	7-17	23-26	11	22	33	19	88	14	13	2	11	200

FG % 1st Half: 19-34 55.9% 2nd half: 10-27 37.0% Game: 29-61 47.5% Deadball Rebounds 1
 3FG % 1st Half: 5-10 50.0% 2nd half: 2-7 28.6% Game: 7-17 41.2%
 FT % 1st Half: 6-7 85.7% 2nd half: 17-19 89.5% Game: 23-26 88.5%

Officials: Scott Brown, Jimmy Casas, Rob Kueneman
 Technical fouls: Montana-None. Portland State-None.
 Attendance: 1704

Score by periods	1st	2nd	Total
Montana	30	51	81
Portland State	49	39	88

	Points	In Paint	Off T/O	2nd Chance	Fast Break	Bench
UM	36	9	8	9	32	
PSU	34	28	16	9	23	

Last FG - UM 2nd-00:12, PSU 2nd-04:05.
 Largest lead - UM None, PSU by 22 2nd:15:15.
 UM led for 00:00, PSU led for 39:34. Game was tied for 00:26.

Score tied - 0 times.
 Lead changed - 0 times.

Game #22
Feb. 1, 2020
Missoula, Mont.



Montana State 64 • 11-10, 5-5 BSC

#	Player	Total		3-Ptr		Rebounds			PF	TP	A	TO	Blk	Stl	Min
		FG-FGA	FT-FTA	FG-FGA	FT-FTA	Off	Def	Tot							
11	Ladan Ricketts	f	0-2	0-1	2-2	0	0	0	0	2	0	0	0	0	28
13	Jubrilé Belo	f	0-4	0-0	0-0	2	1	3	4	0	0	3	0	0	13
31	Devin Kirby	c	0-0	0-0	0-1	0	3	3	4	0	1	2	0	0	26
04	Amin Adamu	g	3-12	0-1	3-4	0	4	4	4	9	3	2	0	1	27
05	Harald Frey	g	9-17	7-14	12-15	0	6	6	4	37	1	2	0	1	39
00	Zeke Quinlan	g	0-0	0-0	0-2	0	1	1	1	0	0	1	0	0	3
03	Finn Fleute	g	0-0	0-0	1-2	0	0	0	1	1	0	0	0	0	7
15	Mychal Paulo	g	2-4	1-2	2-2	0	3	3	0	7	1	0	0	0	26
23	Borja Fernandez	g	4-8	0-1	0-1	1	3	4	1	8	0	0	1	0	31
24	Zach Hobbs	g	0-0	0-0	0-0	0	0	0	0	0	0	0	0	0	0+
	Team					4	0	4							
Totals			18-47	8-19	20-29	7	21	28	19	64	6	10	1	2	200

FG % 1st Half: 9-21 42.9% 2nd half: 9-26 34.6% Game: 18-47 38.3% Deadball Rebounds 4
 3FG % 1st Half: 5-10 50.0% 2nd half: 3-9 33.3% Game: 8-19 42.1%
 FT % 1st Half: 16-21 76.2% 2nd half: 4-8 50.0% Game: 20-29 69.0%

Montana 78 • 12-10, 8-3 BSC

#	Player	Total		3-Ptr		Rebounds			PF	TP	A	TO	Blk	Stl	Min
		FG-FGA	FT-FTA	FG-FGA	FT-FTA	Off	Def	Tot							
33	Jared Samuelson	f	1-1	1-1	0-0	1	1	2	4	3	0	1	1	0	4
35	Derrick Carter-Holli	f	3-4	1-1	0-0	1	8	9	3	7	5	1	0	0	32
01	Timmy Falls	g	5-11	0-3	0-0	0	2	2	3	10	4	2	1	2	30
02	Kendal Manuel	g	4-10	4-6	0-0	0	3	3	2	12	1	2	0	0	36
04	Sayed Pridgett	g	8-17	2-2	6-6	1	4	5	3	24	5	2	1	1	39
00	Kyle Owens	g	4-6	1-2	5-8	2	4	6	4	14	0	0	0	0	25
03	Josh Vazquez	g	2-4	2-3	0-0	2	2	2	4	6	1	0	0	0	14
10	Eddy Egun	g	0-1	0-1	0-0	1	0	1	2	0	0	0	0	0	5
22	Yagizhan Selcuk	g	0-0	0-0	0-0	0	0	0	0	0	0	0	0	0	1
23	Mack Anderson	g	0-0	0-0	2-2	1	2	3	2	2	0	2	0	0	13
32	Peter Jones	g	0-0	0-0	0-0	0	0	0	0	0	0	0	0	0	1
	Team					0	1	1							
Totals			27-54	11-19	13-16	7	27	34	27	78	16	10	3	3	200

FG % 1st Half: 19-30 63.3% 2nd half: 8-24 33.3% Game: 27-54 50.0% Deadball Rebounds 2
 3FG % 1st Half: 10-14 71.4% 2nd half: 1-5 20.0% Game: 11-19 57.9%
 FT % 1st Half: 6-8 75.0% 2nd half: 7-8 87.5% Game: 13-16 81.3%

Officials: Charles Robinson, Corban Lopez, Chad Shepherd
 Technical fouls: Montana State-None. Montana-None.
 Attendance: 7040

Score by periods	1st	2nd	Total
Montana State	39	25	64
Montana	54	24	78

	Points	In Paint	Off T/O	2nd Chance	Fast Break	Bench
UM	32	12	8	2	2	16
MSU	52	26	16	8	10	25

Last FG - MSU 2nd-01:59, UM 2nd-01:39.
 Largest lead - MSU by 11 1st-12:49, UM by 16 1st-04:06.
 MSU led for 00:14, UM led for 38:46. Game was tied for 01:00.

Score tied - 2 times.
 Lead changed - 2 times.

Game #23
Feb. 6, 2020
Missoula, Mont.



Eastern Washington 82 • 15-7, 8-3 BSC

#	Player	Total		3-Ptr		Rebounds			PF	TP	A	TO	Blk	Stl	Min
		FG-FGA	FT-FTA	FG-FGA	FT-FTA	Off	Def	Tot							
14	PEATLING, Mason	f	6-8	1-1	7-10	2	5	7	4	20	5	6	1	0	36
10	DAVISON, Jacob	g	13-22	3-4	5-8	2	5	7	3	34	4	4	0	0	40
11	PERRY, Jack	g	1-2	1-2	3-3	0	4	4	2	6	3	0	0	0	33
24	Kim Aiken Jr.	g	2-7	1-5	2-4	1	8	9	5	7	0	1	1	3	35
55	Ellis Magnuson	g	2-4	0-2	0-0	0	0	0	2	4	0	2	0	0	14
04	POLANCO, Richard	g	3-6	2-5	3-3	0	1	4	11	0	0	0	1	32	
15	GRICIUNAS, Benas	g	0-0	0-0	0-0	0	0	0	0	0	0	0	0	0	3
25	Michael Meadows	g	0-0	0-0	0-0	0	0	0	1	0	0	0	0	0	0+
33	Jacob Groves	g	0-1	0-0	0-0	0	0	0	1	0	0	0	0	0	3
35	Tanner Groves	g	0-0	0-0	0-0	0	0	0	4	0	0	2	0	0	4
	Team					0	1	1							
Totals			27-50	8-19	20-28	5	24	29	26	82	12	15	2	4	200

FG % 1st Half: 16-24 66.7% 2nd half: 11-26 42.3% Game: 27-50 54.0% Deadball Rebounds 3
 3FG % 1st Half: 3-6 50.0% 2nd half: 5-13 38.5% Game: 8-19 42.1%
 FT % 1st Half: 10-13 76.9% 2nd half: 10-15 66.7% Game: 20-28 71.4%

Montana 92 • 13-10, 9-3 BSC

#	Player	Total		3-Ptr		Rebounds			PF	TP	A	TO	Blk	Stl	Min
		FG-FGA	FT-FTA	FG-FGA	FT-FTA	Off	Def	Tot							
33	Jared Samuelson	f	4-8	1-2	0-0	0	2	2	5	9	1	1	0	1	16
25	Derrick Carter-Holli	f	3-4	1-1	0-1	1	2	3	4	7	3	1	0	0	26
01	Timmy Falls	g	3-5	1-1	4-5	0	2	2	5	11	4	0	0		

SEASON REVIEW

Game #25
Feb. 13, 2020
Missoula, Mont.



Weber State 37 • 10-15, 6-8 BSC

#	Player	Total		3-Ptr		Rebounds			PF	TP	A	TO	Blk	Stl	Min
		FG-FGA	FG-FGA	FT-FTA	FT-FTA	Off	Def	Tot							
11	Michal Kozak	r	2-8	1-3	1-2	0	4	4	3	6	0	1	0	0	37
33	Tim Fuller	r	4-6	0-0	0-0	1	1	2	1	8	0	2	0	0	25
03	KJ Cunningham	g	2-5	1-2	1-2	0	5	5	0	6	3	3	0	1	33
04	Kham Davis	g	0-4	0-2	0-0	0	1	1	4	0	1	4	0	0	14
05	Cody John	g	2-8	1-3	0-0	0	7	7	2	5	2	5	0	0	36
12	Israel Barnes	g	1-3	0-2	1-1	0	2	2	0	3	0	0	0	0	24
23	Judah Jordan	g	0-2	0-2	0-0	0	2	2	0	0	1	3	0	0	13
24	Dima Zdor	g	2-4	0-0	5-7	0	2	2	1	9	0	1	0	0	18
	Team					1	0	1			2				
	Totals		13-40	3-14	8-12	2	24	26	11	37	7	21	0	1	200

FG % 1st Half: 8-19 42.1% 2nd half: 5-21 23.8% Game: 13-40 32.5%
3FG % 1st Half: 3-9 33.3% 2nd half: 0-5 0.0% Game: 3-14 21.4%
FT % 1st Half: 2-4 50.0% 2nd half: 6-8 75.0% Game: 8-12 66.7%

Montana 72 • 15-10, 11-3 BSC

#	Player	Total		3-Ptr		Rebounds			PF	TP	A	TO	Blk	Stl	Min
		FG-FGA	FG-FGA	FT-FTA	FT-FTA	Off	Def	Tot							
33	Jared Samuelson	r	0-2	0-0	1-2	0	2	2	1	1	0	0	1	1	15
35	Derrick Carter-Holli	r	1-3	0-0	0-0	0	1	1	4	2	2	2	1	0	24
01	Timmy Falls	g	4-8	2-4	0-0	0	5	5	3	10	1	1	0	3	35
02	Kendal Manuel	g	8-12	2-4	3-3	1	5	6	0	21	3	0	0	1	32
04	Sayed Pridgett	g	11-17	1-2	2-2	1	4	5	2	25	2	2	0	0	30
00	Kyle Owens	g	1-4	0-1	0-0	0	2	2	2	2	0	0	0	1	10
03	Josh Vazquez	g	2-5	0-3	0-0	0	1	1	1	4	2	0	0	4	27
10	Eddy Egun	g	2-2	1-1	2-2	0	2	2	0	7	1	0	0	0	8
23	Mack Anderson	g	0-0	0-0	0-0	0	2	2	3	0	0	0	1	0	16
32	Peter Jones	g	0-1	0-0	0-0	0	1	1	0	0	0	0	0	0	3
	Team					0	0	0			1				
	Totals		29-54	6-15	8-9	2	25	27	16	72	11	6	3	10	200

FG % 1st Half: 15-26 57.7% 2nd half: 14-28 50.0% Game: 29-54 53.7%
3FG % 1st Half: 3-5 60.0% 2nd half: 3-10 30.0% Game: 6-15 40.0%
FT % 1st Half: 5-5 100.0% 2nd half: 3-4 75.0% Game: 8-9 88.9%

Officials: Brad Fowler, Chad Shepherd, D.G. Nelson
Technical fouls: Weber State-None. Montana-None.
Attendance: 3730

Score by periods	1st	2nd	Total
Weber State	21	16	37
Montana	38	34	72

Points	In	Off	2nd	Fast	Bench
WSU	18	2	2	2	12
UM	30	25	3	12	13

Last FG - WSU 2nd-02:07, UM 2nd-02:22.
Largest lead - WSU by 3 1st-18:53, UM by 39 2nd-03:00.
WSU led for 05:12. UM led for 33:41. Game was tied for 01:07.

Score tied - 0 times.
Lead changed - 5 times.

Game #26
Feb. 15, 2020
Missoula, Mont.



Idaho State 63 • 6-18, 3-12 BSC

#	Player	Total		3-Ptr		Rebounds			PF	TP	A	TO	Blk	Stl	Min
		FG-FGA	FG-FGA	FT-FTA	FT-FTA	Off	Def	Tot							
03	DOWD, Sam	r	5-13	0-0	1-2	2	3	5	3	11	2	2	1	0	29
05	MAKER, Chier	r	4-12	1-5	2-2	3	7	10	1	11	0	2	0	1	28
01	SMELLIE, Austin	g	3-7	1-3	5-6	1	4	5	1	12	0	3	0	1	32
02	Tarik Cool	g	2-6	1-2	0-0	0	0	0	2	5	0	3	1	0	20
21	STUTZMAN, Jared	g	4-7	2-5	2-2	1	1	2	1	12	1	3	0	0	34
04	UDENGWU, Chidi	g	2-7	0-0	4-7	1	5	6	1	8	1	0	1	0	23
12	Nico Aguirre	g	2-4	0-2	0-0	0	1	1	0	4	0	1	0	1	21
22	WALKER, Alonzo	g	0-0	0-0	0-0	1	0	1	0	0	0	0	0	0	13
24	TRUMAN, Blake	g	0-0	0-0	0-0	0	0	0	0	0	0	0	0	0	0
	Team					1	2	3			1				
	Totals		22-56	5-17	14-19	10	23	33	9	63	4	15	3	3	200

FG % 1st Half: 13-25 52.0% 2nd half: 9-31 29.0% Game: 22-56 39.3%
3FG % 1st Half: 3-6 50.0% 2nd half: 2-11 18.2% Game: 5-17 29.4%
FT % 1st Half: 8-11 72.7% 2nd half: 6-8 75.0% Game: 14-19 73.7%

Montana 78 • 16-10, 12-3 BSC

#	Player	Total		3-Ptr		Rebounds			PF	TP	A	TO	Blk	Stl	Min
		FG-FGA	FG-FGA	FT-FTA	FT-FTA	Off	Def	Tot							
33	Jared Samuelson	r	6-7	0-0	0-0	1	2	3	1	12	0	0	1	0	21
35	Derrick Carter-Holli	r	0-3	0-1	0-0	1	3	4	2	0	2	1	1	0	18
01	Timmy Falls	g	2-4	1-2	0-0	0	0	0	1	5	2	1	0	0	16
02	Kendal Manuel	g	7-14	2-4	0-0	0	3	3	2	16	3	3	0	0	36
04	Sayed Pridgett	g	10-14	0-0	4-4	0	11	11	1	24	9	3	0	3	38
00	Kyle Owens	g	1-1	0-0	1-1	0	1	1	1	4	3	0	0	0	10
03	Josh Vazquez	g	4-9	3-8	0-0	0	2	2	1	11	0	1	0	3	36
10	Eddy Egun	g	1-3	0-1	1-1	0	1	1	1	3	0	1	0	0	6
23	Mack Anderson	g	2-4	0-0	0-0	0	3	3	4	4	0	1	3	1	19
	Team					1	2	3			1				
	Totals		33-59	6-16	6-6	3	28	31	17	78	16	11	5	7	200

FG % 1st Half: 19-30 63.3% 2nd half: 14-29 48.3% Game: 33-59 55.9%
3FG % 1st Half: 6-11 54.5% 2nd half: 0-5 0.0% Game: 6-16 37.5%
FT % 1st Half: 1-1 100.0% 2nd half: 5-5 100.0% Game: 6-6 100.0%

Officials: Matt Mason, Toby Doolittle, Ruben Ramos
Technical fouls: Idaho State-None. Montana-None.
Attendance: 4657

Score by periods	1st	2nd	Total
Idaho State	37	26	63
Montana	45	33	78

Points	In	Off	2nd	Fast	Bench
ISU	32	3	14	0	12
UM	38	15	2	13	21

Last FG - ISU 2nd-00:06, UM 2nd-00:22.
Largest lead - ISU None, UM by 18 2nd-07:07.
ISU led for 00:00. UM led for 37:56. Game was tied for 01:59.

Score tied - 1 time.
Lead changed - 0 times.

Game #27
Feb. 22, 2020
Bozeman, Mont.



Montana 59 • 17-10, 13-3 BSC

#	Player	Total		3-Ptr		Rebounds			PF	TP	A	TO	Blk	Stl	Min
		FG-FGA	FG-FGA	FT-FTA	FT-FTA	Off	Def	Tot							
33	Jared Samuelson	r	4-7	0-1	2-2	2	5	7	4	10	0	0	0	1	22
35	Derrick Carter-Holli	r	3-4	0-0	0-0	2	3	5	2	6	1	2	1	1	28
01	Timmy Falls	g	1-4	1-3	0-0	0	4	4	5	3	1	1	0	1	26
02	Kendal Manuel	g	8-16	3-6	0-0	0	2	2	1	19	1	4	0	2	39
04	Sayed Pridgett	g	7-13	0-1	1-7	2	5	7	3	15	2	5	0	2	40
00	Kyle Owens	g	0-1	0-0	0-0	0	0	0	1	0	1	1	0	0	14
03	Josh Vazquez	g	0-2	0-1	2-2	0	1	1	0	2	0	2	1	1	15
10	Eddy Egun	g	0-1	0-1	1-2	1	2	3	0	1	1	0	0	1	6
22	Yagizhan Selcuk	g	0-0	0-0	1-2	1	1	2	0	1	0	0	0	0	3
23	Mack Anderson	g	1-2	0-0	0-0	0	0	0	4	2	1	0	1	0	7
	Team					1	1	2							
	Totals		24-50	4-13	7-15	9	24	33	20	59	8	15	3	9	200

FG % 1st Half: 12-27 44.4% 2nd half: 12-23 52.2% Game: 24-50 48.0%
3FG % 1st Half: 2-7 28.6% 2nd half: 2-6 33.3% Game: 4-13 30.8%
FT % 1st Half: 2-7 28.6% 2nd half: 5-8 62.5% Game: 7-15 46.7%

Montana State 54 • 14-13, 8-8 BSC

#	Player	Total		3-Ptr		Rebounds			PF	TP	A	TO	Blk	Stl	Min
		FG-FGA	FG-FGA	FT-FTA	FT-FTA	Off	Def	Tot							
11	Ladan Ricketts	r	1-5	1-5	0-0	0	6	6	1	3	0	2	1	0	37
13	BONTON, Isaac	r	3-5	0-0	5-8	1	4	5	3	11	1	4	2	3	35
31	Devin Kirby	c	0-1	0-0	3-4	4	4	8	2	3	3	1	0	1	24
04	NEUMANN, Sam	g	6-15	0-4	0-0	0	4	4	1	12	0	2	0	2	36
05	FREY, Harald	g	4-13	1-6	9-10	2	2	4	2	18	3	3	0	3	37
10	KLINES, Devonte	g	0-1	0-1	0-0	0	0	0	0	0	0	0	0	0	3
15	Michael Paulo	g	0-1	0-1	0-0	0	1	1	2	0	0	3	0	0	10
23	Borja Fernandez	g	3-7	1-3	0-0	0	0	0	4	7	1	0	0	1	18
	Team					3	2	5							
	Totals		17-48	3-20	17-22	10	23	33	15	54	8	15	3	10	200

FG % 1st Half: 6-20 30.0% 2nd half: 11-28 39.3% Game: 17-48 35.4%
3FG % 1st Half: 2-7 28.6% 2nd half: 1-13 7.7% Game: 3-20 15.0%
FT % 1st Half: 6-8 75.0% 2nd half: 11-14 78.6% Game: 17-22 77.3%

Officials: Doug Sturdivan, Ian Caldwell, Ryan Holmes
Technical fouls: Montana-None. Montana State-None.
Attendance: 6570

Score by periods	1st	2nd	Total
Montana	28	31	59
Montana State	20	34	54

Points	In	Off	2nd	Fast	Bench
MSU	34	9	8	6	6
UM	26	15	4	8	7

Last FG - UM 2nd-00:47, MSU 2nd-00:18.
Largest lead - UM by 14 2nd-05:36, MSU by 2 1st-19:24.
UM led for 34:20. MSU led for 01:31. Game was tied for 04:09.

SEASON REVIEW

Game #29
Feb. 29, 2020
Sacramento, Calif.

Ghiz 79 **S** **71**

Montana 79 • 18-11, 14-4 BSC

#	Player	Total			3-Ptr			Rebounds			PF	TP	A	TO	Blk	Stl	Min
		FG-FGA	FG-FGA	FT-FTA	FG-FGA	FG-FGA	FT-FTA	Off	Def	Tot							
33	Jared Samuelson	f	6-11	0-3	2-2	0	2	2	4	14	1	1	0	0	0	25	
35	Derrick Carter-Holli	f	1-3	0-0	0-1	0	5	5	3	2	1	0	0	0	0	21	
01	Timmy Falls	g	3-5	3-3	0-0	0	1	1	3	9	5	2	0	4	38		
02	Kendal Manuel	g	5-8	1-3	1-2	0	4	4	1	12	3	0	0	1	40		
04	Sayed Pridgett	g	9-15	0-2	6-8	2	4	6	0	24	5	2	1	4	40		
00	Kyle Owens	g	4-5	3-3	0-1	0	2	2	5	11	0	1	0	0	15		
03	Josh Vazquez	g	0-0	0-0	4-4	0	0	0	0	4	2	1	0	0	9		
10	Eddy Egun	g	0-0	0-0	0-0	0	0	0	0	0	0	0	0	0	0+		
23	Mack Anderson	g	1-3	0-0	1-2	0	2	2	2	3	0	1	1	0	12		
32	Peter Jones	g	0-0	0-0	0-0	0	1	1	0	0	0	0	0	0	0+		
Team						0	1	1									
Totals			29-50	7-14	14-20	2	22	24	18	79	17	8	2	9	200		

FG % 1st Half: 13-25 52.0% 2nd half: 16-25 64.0% Game: 29-50 58.0%
 3FG % 1st Half: 4-8 50.0% 2nd half: 3-6 50.0% Game: 7-14 50.0%
 FT % 1st Half: 6-7 85.7% 2nd half: 8-13 61.5% Game: 14-20 70.0%

Sacramento State 71 • 15-13, 8-11 BSC

#	Player	Total			3-Ptr			Rebounds			PF	TP	A	TO	Blk	Stl	Min
		FG-FGA	FG-FGA	FT-FTA	FG-FGA	FG-FGA	FT-FTA	Off	Def	Tot							
21	Osi Nwachukwu	f	8-12	1-1	3-4	2	4	6	4	20	1	2	0	3	34		
30	Joshua Patton	c	6-6	0-0	7-10	1	8	9	4	19	1	0	1	0	36		
02	Izayah Mauriohooho-L	g	5-11	3-5	2-2	1	3	4	1	15	1	4	0	2	38		
11	Brandon Davis	g	0-4	0-2	0-0	1	1	2	3	0	2	0	0	0	16		
23	Bryce Fowler	g	4-8	0-1	0-0	0	1	1	1	8	6	1	0	0	35		
01	Chibuze Jacobs	g	1-3	0-2	0-0	0	2	2	3	2	2	3	2	0	14		
22	Ethan Esposito	g	3-7	0-2	1-4	1	4	5	3	7	1	2	0	0	20		
25	James Bridges	g	0-1	0-1	0-0	1	0	1	0	0	0	0	0	0	7		
Team						1	1	2									
Totals			27-52	4-14	13-20	8	24	32	19	71	14	12	3	5	200		

FG % 1st Half: 12-22 54.5% 2nd half: 15-30 50.0% Game: 27-52 51.9%
 3FG % 1st Half: 1-6 16.7% 2nd half: 3-8 37.5% Game: 4-14 28.6%
 FT % 1st Half: 3-6 50.0% 2nd half: 10-14 71.4% Game: 13-20 65.0%

Officials: Layne Barney Jeff Ketchu, Doran Gorschall
 Technical fouls: Montana-None. Sacramento State-None.
 Attendance: 1172

Score by periods	1st	2nd	Total
Montana	36	43	79
Sacramento State	28	43	71

Last FG - UM 2nd-00:19, SAC 2nd-00:04.
 Largest lead - UM by 15 2nd-10:48, SAC by 8 1st-15:53.
 UM led for 29:25. SAC led for 09:51. Game was tied for 00:44.

Points	In	Off	2nd	Fast	Bench
UM	Paint	T/O	Chance	Break	18
SAC	36	17	4	15	18
	8	8	6	9	

Score tied - 1 time.
 Lead changed - 3 times.

Game #30
March 5, 2020
Missoula, Mont.

71 **Ghiz** **64**

Northern Colorado 71 • 21-9, 14-5 BSC

#	Player	Total			3-Ptr			Rebounds			PF	TP	A	TO	Blk	Stl	Min
		FG-FGA	FG-FGA	FT-FTA	FG-FGA	FG-FGA	FT-FTA	Off	Def	Tot							
13	Bodie Hume	f	1-2	1-2	0-0	0	5	5	2	3	1	3	2	0	32		
15	Kur Jockuch	f	4-6	0-0	2-4	0	2	2	3	10	0	3	0	0	18		
01	Trent Harris	g	4-7	2-5	2-2	1	1	2	2	12	0	1	0	2	29		
02	Matt Johnson	g	2-6	0-2	2-3	0	4	4	2	6	1	0	0	0	34		
12	Jonah Radebaugh	g	8-13	2-3	3-4	0	6	6	2	21	5	1	0	0	31		
03	Tre'Shon Smoots	g	0-0	0-0	0-0	0	0	0	0	0	0	2	0	0	4		
05	Sam Masten	g	0-2	0-0	4-6	0	0	0	0	4	1	2	0	0	17		
11	Rodrick McCobb	g	1-2	0-1	0-0	0	4	4	1	2	0	1	0	1	14		
25	Kai Edwards	g	4-5	0-0	5-7	1	4	5	2	13	0	1	0	0	21		
Team						0	1	1									
Totals			24-43	5-13	18-26	2	27	29	14	71	8	14	2	3	200		

FG % 1st Half: 12-21 57.1% 2nd half: 12-22 54.5% Game: 24-43 55.8%
 3FG % 1st Half: 4-8 50.0% 2nd half: 4-9 44.4% Game: 5-13 38.5%
 FT % 1st Half: 5-7 71.4% 2nd half: 13-19 68.4% Game: 18-26 69.2%

Montana 64 • 18-12, 14-5 BSC

#	Player	Total			3-Ptr			Rebounds			PF	TP	A	TO	Blk	Stl	Min
		FG-FGA	FG-FGA	FT-FTA	FG-FGA	FG-FGA	FT-FTA	Off	Def	Tot							
33	Jared Samuelson	f	4-8	0-2	0-0	2	6	8	4	8	0	0	0	0	20		
35	Derrick Carter-Holli	f	6-11	1-3	2-2	2	6	8	2	15	2	2	0	0	37		
01	Timmy Falls	g	2-6	0-1	2-2	0	1	1	3	6	3	2	0	2	34		
02	Kendal Manuel	g	1-7	0-3	0-0	0	2	2	1	2	2	2	0	1	40		
04	Sayed Pridgett	g	12-23	0-2	2-5	2	5	7	4	26	2	3	0	1	32		
00	Kyle Owens	g	2-2	0-0	1-2	0	1	1	1	5	0	0	0	1	18		
03	Josh Vazquez	g	0-1	0-1	0-0	0	0	0	0	1	0	1	0	1	13		
10	Eddy Egun	g	0-0	0-0	0-0	0	1	1	1	0	0	0	0	0	3		
23	Mack Anderson	g	1-2	0-0	0-0	0	0	0	1	2	0	0	1	0	3		
Team						1	1	2									
Totals			28-60	1-12	7-11	7	23	30	18	64	9	10	1	6	200		

FG % 1st Half: 11-28 39.3% 2nd half: 17-32 53.1% Game: 28-60 46.7%
 3FG % 1st Half: 0-5 0.0% 2nd half: 1-7 14.3% Game: 1-12 8.3%
 FT % 1st Half: 3-4 75.0% 2nd half: 4-7 57.1% Game: 7-11 63.6%

Officials: Dan Church, Matthew Ruskasin, Brad Ferrier
 Technical fouls: Northern Colorado-None. Montana-None.
 Attendance: 4822

Score by periods	1st	2nd	Total
Northern Colorado	30	41	71
Montana	25	39	64

Last FG - UNC 2nd-02:37, UM 2nd-00:08.
 Largest lead - UNC by 16 2nd-02:37, UM by 2 2nd-13:44.
 UNC led for 34:42. UM led for 00:59. Game was tied for 04:19.

Points	In	Off	2nd	Fast	Bench
UNC	Paint	T/O	Chance	Break	17
UM	36	13	4	7	19
	42	8	11	6	7

Score tied - 4 times.
 Lead changed - 4 times.

Game #31
March 7, 2020
Missoula, Mont.

85 **Ghiz** **80**

Southern Utah 85 • 16-15, 9-11 BSC

#	Player	Total			3-Ptr			Rebounds			PF	TP	A	TO	Blk	Stl	Min
		FG-FGA	FG-FGA	FT-FTA	FG-FGA	FG-FGA	FT-FTA	Off	Def	Tot							
12	Cohee,Jadon	f	3-5	0-1	2-2	1	3	4	2	8	0	1	0	0	21		
32	Adams,Andre	f	5-7	0-0	2-4	4	8	12	5	12	1	4	3	1	26		
03	John Knight III	g	3-8	0-0	8-11	0	4	4	2	14	3	1	1	1	39		
04	Marin,Dre	g	1-4	1-1	2-2	0	3	3	4	5	0	4	1	0	25		
23	Oluytan,Cameron	g	6-9	2-5	3-3	0	6	6	5	17	1	1	0	1	35		
00	Damani McEntire	g	0-0	0-0	0-0	0	0	0	0	0	0	0	0	0	0+		
01	Jackson,Jamil	g	2-10	0-2	8-8	1	0	1	0	12	2	1	0	0	32		
14	McGee,James	g	0-0	0-0	0-2	0	1	1	2	0	0	1	0	0	5		
15	Aytes,Jamal	g	4-10	2-5	7-11	1	9	10	3	17	2	1	0	1	36		
25	Morgan,Dwayne	g	0-3	0-1	0-0	0	0	0	3	0	0	1	0	0	6		
Team						2	1	3									
Totals			24-56	5-15	32-43	9	35	44	26	85	9	15	5	4	225		

FG % 1st Half: 9-28 32.1% 2nd half: 12-22 54.5% OT: 3-6 50.0% Game: 24-56 42.9%
 3FG % 1st Half: 3-11 27.3% 2nd half: 2-4 50.0% OT: 0-0 0.0% Game: 5-15 33.3%
 FT % 1st Half: 13-19 68.4% 2nd half: 11-14 78.6% OT: 8-10 80.0% Game: 32-43 74.4%

Montana 80 • 18-13, 14-6 BSC

#	Player	Total			3-Ptr			Rebounds			PF	TP	A	TO	Blk	Stl	Min
		FG-FGA	FG-FGA	FT-FTA	FG-FGA	FG-FGA	FT-FTA	Off	Def	Tot							
33	Jared Samuelson	f	4-8	1-4	3-4	0	2	2	4	12	0	1	0	0	25		
35	Derrick Carter-Holli	f	3-4	0-0	0-0	0	8	8	5	6	0	0	0	0	25		
01	Timmy Falls	g	1-5	0-1	0-0	1	2	3	4	2	4	2	0	2	30		
02	Kendal Manuel	g	6-19	2-5	5-5	0	2	2	4	19	1	2	0	0	42		
04	Sayed Pridgett	g	10-17	1-2	6-10	1	4	5	5	27	8	5	1	0	40		
00	Kyle Owens	g	1-6	1-3	2-2	0	2	2	3	5	0	0	0	0	20		
03	Josh Vazquez	g	1-4	1-2	2-2	0	1	1	2	5	1	1	0	1	21		
10	Eddy Egun	g	1-2	1-1	1-3	0	6	6	0	4	0	0	0	0	17		
23	Mack Anderson	g	0-0	0-0	0-0	0	1	1	3	0	0	0	0	0	5		
Team						3	1	4									
Totals			27-65	7-18	19-26	5	29	34	30	80	14	11	1	3	225		

FG % 1st Half: 16-30 53.3% 2nd half: 7-26 26.9% OT: 4-9 44.4% Game: 27-65 41.5%
 3FG % 1st Half: 3-8 37.5% 2nd half: 4-7 57.1% OT: 0-3 0.0% Game: 7-18 38.9%
 FT % 1st Half: 6-9 66.7% 2nd half: 12-16 75.0% OT: 1-1 100.0% Game: 19-26 73.1%

Officials: Dennis Flannery, Chad Shepherd, Ryan Holmes
 Technical fouls: Southern Utah-None. Montana-None.
 Attendance: 5052

BY THE NUMBERS

Montana won **18 games**, marking the **12th consecutive season** that the Grizzlies have finished with a **.500** or better record. The Grizzlies finished in the **top three** in the Big Sky Conference for the **fifth time** in **six seasons** under Travis DeCuire.

Despite the season being cut short, Montana has won **44 games** over the past **two seasons**, the **seventh-best two-year stretch** in school history. During Sayeed Pridgett's four-year career, the Grizzlies won **86 games**, also the **seventh-best four-year stretch**.

Montana had **three players** earn postseason all-conference recognition, in addition to **four Big Sky Conference Player** of the Week honors.

On the season, Montana ranked **21st nationally** for shooting percentage, including **55th** from 3-point range.

Montana led the Big Sky Conference for field-goal percentage (**.498**), 3-point field-goal percentage (**.394**) and turnover margin (**+3.5**). Additionally, the Grizzlies ranked in the top three for scoring offense (**74.1**), scoring margin (**+6.4**), free-throw percentage (**.745**), field-goal defense (**.436**), assists (**13.3**), steals (**6.3**) and assist-to-turnover ratio (**1.2**).

The Grizzlies were the only team to rank in the **top three** in Big Sky play for both field-goal percentage and field-goal defense.

Montana played the nation's **seventh-toughest** non-conference schedule, facing **two top-25 opponents** and **five** from Power-5 conferences. Overall, the Grizzlies' six Division-I losses during non-conference play came against teams who went a combined **60-17 (.779)** during non-conference, including **45-2 (.957)** in their home venues.

The Grizzlies had plenty of success, despite graduating **four starters** and the majority of their minutes, points and rebounds from last year's championship team.

Of the **10 players** who saw the court in 2019-20, just **four** played a season ago. In Montana's rotation were **three** true freshmen, a redshirt freshman and **two** transfers.

Of Montana's **eight** players who averaged at least **10 minutes** per game, **three** were true freshmen. The trio accounted for **31.9 percent** of the team's minutes, **30.2 percent** of its rebounds and **23.2 percent** of its scoring.

Montana started at least **one freshman** in all but one game this season, with the **three** totaling a school-record **40** combined starts.

After a tough start to the season, Montana found its groove beginning with a Jan. 9 victory at Eastern Washington. From that point forward – a span of **16 games**, more than half of the season – Montana averaged **76.6 points** per game and a **+7.8 scoring margin**. Even more impressive, the Grizzlies shot **.517** during that span, including **.407** from 3-point range. Extracted over an entire season, Montana's shooting percentage would have ranked second in the entire nation – only trailing Dayton – as would its 3-point percentage – only trailing BYU.

During that span, Montana jumped heavily in the national rankings, including **234 spots** for 3-point field-goal percentage (**55th**), **207 spots** for field goal percentage (**21st**) and **130 spots** for scoring.

Montana's defense held Big Sky opponents to just **67.7 points** per game, with **14 of the 20** teams being held under their season scoring average.

The Grizzlies held **five opponents** under **60 points**.

Montana gave up more than **74 points** in regulation just **three times**.

Montana led the Big Sky with a **+3.5 turnover margin**, averaging just **10.7 giveaways** per game. The Grizzlies ranked **40th nationally** for turnover margin and **70th** for turnovers per game.

Montana averaged **more than 4,000** fans per game, a better average than three Pac-12 schools and four from the Mountain West.

In January, Montana earned its **1,000th home victory**. The Grizzlies are **one of just 10** Division-I schools who have been playing in their current home venue for at least **60 years** and have won at least **70 percent** of their home games.

Montana once again swept the season series over Montana State, winning for the **19th time** in the past **20 games** over the **past decade**. The Grizzlies' home contest against the Cats was the **300th all-time meeting**, the **fifth-longest** rivalry in college basketball history.

Montana swept Big Sky regular-season champion Eastern Washington, including a **90-63** road win in Cheney.

Sayeed Pridgett was named to the All-Big Sky Conference **first team** for the **second season** in a row. He is the **16th player** in school history to earn **two first-team** honors. He also earned NABC All-District recognition.

the **M** Store

If you bleed **Maroon** and **Silver**, you've found your Happy Place!



Stop in for the best selection of Griz wear
for the entire family, from infant to 6XL!

124 N. Higgins in the heart of Downtown Missoula

Tues-Sat | 10-5

Sun-Mon | Closed

ALL *Griz* ALL THE TIME!

Official Partner of Grizzly Athletics

Shop Online at
MontanaMStore.com

BY THE NUMBERS

Pridgett proved to again be one of the league's top players, being the only player to rank in the **top 10 for scoring (20.0 points per game, third)**; shooting (**.511, fourth**); rebounding (**6.9 per game, seventh**) and assists (**4.3 per game, fourth**). Pridgett also **ranked fifth** for defensive rebounds (**5.3 per game**); **seventh** for minutes played (**35.6 per game**); **10th** for assist-to-turnover ratio (**1.3**); **13th** for free-throw percentage (**.673**); and **13th** for steals (**1.1 per game**).

Nationally, Pridgett was **one of 14 players** to rank in the **top 40** for both scoring and minutes played.

Pridgett finished his Griz career **ranked fourth** in school history for scoring, totaling nearly **1,700 points**, the most by a Grizzly since the early 1980s.

Pridgett also finished his career ranked in the **top 10** for steals and **top 15** for rebounding and assists.

Pridgett's **613** points in 2019-20 were the **seventh-most** in a season in school history.

Kendal Manuel earned **second-team All-Big Sky Conference** recognition. During the season, Manuel scored his **1,000th** career point, with nearly **800** of them coming in **two seasons** at Montana.

Manuel led the Big Sky Conference for free-throw shooting (**.906**) and **ranked third** for minutes played (**37.5 per game**), **fifth** for 3-pointers made (**2.1 per game**), **sixth** for field-goal percentage (**.472**) and **ninth** for scoring (**16.4 per game**).

Manuel set a school record with a career **883** free-throw shooting percentage. The figure **ranks second** in Big Sky history.

On the season, Manuel made **more than 90 percent** of his free-throw attempts, a figure which **ranked sixth** nationally this season.

Pridgett (**36:16, 36th**) and Manuel (**36:09, 38th**) were among the nation's leaders for time on the court. Montana and Arkansas were the only **two teams** to have **two players** rank in the **top 40** nationally for minutes played.

Freshman Derrick Carter-Hollinger was named the Big Sky Conference's Freshman of the Year. Carter-Hollinger is the Grizzlies' **fourth** recipient of the award, joining Daren Engellant (1989), Kevin Criswell (2003) and Cameron Rundles (2007).

Junior Timmy Falls **ranked seventh** in Big Sky Conference play for steals (**1.5 per game**) and **10th** for assists (**3.2**). He had the league's **second-best** assist-to-turnover ratio (**2.4**).

Freshman Josh Vazquez **ranked sixth** in Big Sky Conference play for steals (**1.6 per game**).



Locally Owned and Operated

We Support The University of Montana Grizzlies

MCGOWAN Water



Conditioning

CELEBRATING
★ ★ 50 YEARS ★ ★
OF QUALITY
AND SERVICE
Since 1968

- **Softeners**
- **Filters**
- **Salt**
- **Sales**
- **Rentals**
- **Service**
- **Delivery**
- **Bottled Water**

"The most satisfying name in Water Conditioning"

WWW.MCGOWANH2O.COM | 406.728.3590

101 N. Grant • Missoula, Montana 59801

Great Floors

407 S. Catlin St., Missoula, MT 59801



GREAT FLOORS IS PROUD TO BE A SPONSOR OF THE GRIZ HOME TEAM!

For 50 years, Great Floors has offered the Northwest's largest selection of floor coverings and countertops. With our low-price guarantee and easy financing, you know you're getting the best value on flooring whether you're building new or remodeling your existing home.

VISIT GREATFLOORS.COM TO LEARN MORE



RECORD BOOK

INDIVIDUAL RECORDS

SINGLE-SEASON RECORDS

HIGHEST SCORING AVERAGE

24.2, Michael R. Richardson
(1977-78, 27g)

MOST REBOUNDS

393, Ray Howard (1954-55)

MOST ASSISTS

199, Travis DeCuire (1993-94)

MOST MADE FIELD GOALS

276, Bob Cope (1959-60)

HIGHEST FIELD-GOAL PERCENTAGE

66.2%, Steve Vanek
(1986-87, 137-of-207)

MOST MADE FREE THROWS

204, Larry Krystkowiak (1984-85)

HIGHEST FREE-THROW PERCENTAGE

89.9%, Jeremy Lake
(1992-93, 71-of-79)

MOST MADE 3-POINTERS

98, David Bell (2001-02 and 2002-03)

HIGHEST 3-POINT PERCENTAGE

49.5%, Mike Warhank
(1999-2000, 52-of-105)

MOST STEALS

90, J.R. Camel (1997-98)

MOST BLOCKS

95, Brian Qvale (2010-11)

Big Sky Conference record

SINGLE-GAME RECORDS

MOST POINTS

42, Anthony Johnson
(vs. Weber State, 2010)

MOST REBOUNDS

26, Russ Sheriff (vs. Gonzaga, 1958)

MOST ASSISTS

14, Nate DuChesne
(vs. Simon Fraser, 1989)

MOST FIELD GOALS MADE

18, M.R. Richardson
(vs. Montana State, 1976)

18, Ron Moore

(vs. Montana State, 1968)

HIGHEST FIELD GOAL PERCENTAGE

1.000 (14-of-14), Matt Kempfert
(at Boise State, 1995)

MOST FREE THROWS MADE

20, Ron Moore (vs. Gonzaga, 1968)

MOST MADE 3-POINTERS

9, Mike Warhank
(at Eastern Washington, 1998)

MOST STEALS

10, Delvon Anderson
(vs. Simon Fraser, 1991)

MOST BLOCKS

7, Daren Engellant
(vs. Boise State, 1991)

TEAM RECORDS

SINGLE-SEASON RECORDS

MOST POINTS

2,665 (2018-19, 35 games)

HIGHEST SCORING AVERAGE

83.6 (1965-66, 2,006 points in 24 games)

MOST REBOUNDS

1,257 (2017-18, 34 games)

HIGHEST FIELD-GOAL PERCENTAGE

51.5% (1986-87, 801-of-1,554)

HIGHEST FREE-THROW PERCENTAGE

76.7% (2012-13, 499-of-651)

HIGHEST 3-POINT PERCENTAGE

40.3% (1985-86, 77-of-191)

MOST CONSECUTIVE WINS

14 (2011-12)

SINGLE-GAME RECORDS

HIGHEST SCORE

111 (vs. Idaho State, 1966)

HIGHEST OPPONENT SCORE

124 (Idaho State, 1970)

HIGHEST FIELD-GOAL PERCENTAGE

71.7% (vs. Washington State, 1968)

MOST MADE FIELD GOALS

51 (vs. Idaho State, 1966)

MOST MADE 3-POINT SHOTS

16 (at Portland State, 2002)

MOST MADE FREE THROWS

36 (vs. Montana State, 1982)

CAREER RECORDS

TOP-10 SCORING

1. Larry Krystkowiak (1982-86)	2,017
2. M.R. Richardson (1974-78)	1,827
3. Bob Cope (1946-50)	1,810
4. Sayeed Pridgett (2016-20)	1,679
5. Kareem Jamar (2011-14)	1,673
6. Kevin Criswell (2002-06)	1,663
7. Ahmaad Rorie (2016-19)	1,654
8. Michael Oguine (2015-19)	1,647
9. Andrew Strait (2005-08)	1,617
10. .. Wayne Tinkle (1985-89)	1,500

TOP-10 REBOUNDING

1. Larry Krystkowiak (1982-86)	1,105
2. Daren Engellant (1989-92)	874
3. Ken McKenzie (1972-75)	859
4. Wayne Tinkle (1985-89)	836
5. Shawn Samuelson (1993-96)	791
6. Russell Sheriff (1955-58)	788
7. Steve Lowry (1960-62)	763
8. Brian Qvale (2007-10)	721
9. Jordan Hasquet (2006-09)	718
10. .. Andrew Strait (2005-08)	711

TOP-10 ASSISTS

1. Travis DeCuire (1991-94)	435
2. Shane Christensen (1999-02)	431
3. Scott Zanon (1984-87)	411
4. Kareem Jamar (2011-14)	407
5. Will Cherry (2010-13)	397
6. M. R. Richardson (1974-78)	372
7. Marc Glass (1980-84)	369
8. J.R. Camel (1996-98)	365
9. Ahmaad Rorie (2016-19)	364
10. .. Roger Fasting (1988-92)	363

TOP FIELD-GOAL PERCENTAGE

1. Steve Vanek (1984-87), 195-of-311627
--	------

FREE THROWS MADE

1. Larry Krystkowiak (1982-86)	619
---	-----

TOP-5 FREE-THROW PERCENTAGE

1. Kendal Manuel (2018-20); 136-154883
2. Anthony Johnson (2008-10); 364-417873
3. Jeremy Lake (1992-95); 225-261862
4. Mike Warhank (1997-00); 75-209837
5. Ahmaad Rorie (2016-19); 285-342833

3-POINTERS MADE

1. Kevin Criswell (2002-06)	218
--	-----

TOP-5 STEALS

1. Will Cherry (2010-2013)	265
2. J.R. Camel (1995-98)	215
3. Michael Oguine (2015-19)	160
4. Chris Spoja (1994-97)	151
5. Doug Selvig (1981-84)	147

MOST BLOCKS

1. Brian Qvale (2008-11)	247
-------------------------------------	-----

Larry Krystkowiak is Montana's single-season and career points leader. He was a three-time Big Sky Player of the Year.

SEASON RECORDS - SCORING 1948-PRESENT

YEAR	NAME	TOTAL PTS.	PPG	YEAR	NAME	TOTAL PTS.	PPG
2019-20	Sayed Pridgett	613	19.8	1983-84	Larry Krystkowiak	539	18.0
2018-19	Sayed Pridgett	528	15.1	1982-83	Derrick Pope	520	17.9
2017-18	Ahmaad Rorie	584	17.2	1981-82	Derrick Pope	471	17.4
2016-17	Ahmaad Rorie	547	17.6	1980-81	Craig Zanon	475	17.0
2015-16	Martin Breunig	624	18.9	1979-80	Craig Zanon	377	15.1
2014-15	Jordan Gregory	562	17.0	1978-79	Allan Nielsen	355	13.9
2013-14	Kareem Jamar	565	18.8	1977-78	Micheal Ray Richardson	653	24.2[^]
2012-13	Mathias Ward	356	14.8	1976-77	Micheal Ray Richardson	500	19.2
2011-12	Will Cherry	505	15.8	1975-76	Micheal Ray Richardson	456	18.2
2010-11	Brian Qvale	478	14.9	1974-75	Ken McKenzie	518	17.9
2009-10	Anthony Johnson	614	19.2	1973-74	Ken McKenzie	505	18.7
2008-09	Anthony Johnson	509	17.6	1972-73	Mike Murray	438	16.8
2007-08	Jordan Hasquet	411	13.7	1971-72	Mike Murray	381	14.7
2006-07	Andrew Strait	450	15.0	1970-71	Ray Howard	332	13.8
2005-06	Andrew Strait	516	16.6	1969-70	Dave Gustafson	506	19.5
2004-05	Kamarr Davis	349	15.2	1968-69	Harold Ross	479	18.4
2003-04	Kamarr Davis	394	14.1	1967-68	Don Parsons	286	11.9
2002-03	David Bell	529	17.6	1966-67	Dennis Biletnikof	363	15.1
2001-02	David Bell	425	13.7	1965-66	John Holliday	248	17.8
2000-01	Dan Trammel	336	12.4	1964-65	Ed Samelton	478	18.4
1999-00	Matt Williams	539	19.2	1963-64	Tim Aldrich	297	14.1
1998-99	Matt Williams	410	15.2	1962-63	Ray Lucien	260	10.8
1997-98	J.R. Camel	342	11.8	1961-62	Steve Lowry	363	15.1
1996-97	J.R. Camel	306	11.3	1960-61	Bob O'Billovich	328	14.3
1995-96	Shawn Samuelson	447	16.0	1959-60	Dan Balko	397	16.6
1994-95	Matt Kempfert	407	14.0	1958-59	Dan Balko	390	16.3
1993-94	Matt Kempfert	361	13.4	1957-58	Jim Powell	288	13.1
1992-93	Jeremy Lake	294	10.5	1956-57	Zip Rhoades	316	14.4
1991-92	Delvon Anderson	448	14.5	1955-56	Ed Argenbright	428	16.5
1990-91	Kevin Kearney	568	18.3	1954-55	Ray Howard	446	17.2
1989-90	John Reckard	367	12.7	1953-54	Ed Argenbright	337	12.5
1988-89	Wayne Tinkle	529	17.1	1952-53	Charles Davis	437	17.5
1987-88	Wayne Tinkle	470	16.2	1951-52	Charles Davis	369	14.2
1986-87	Scott Zanon	496	17.1	1950-51	Robert Hasquet	388	12.5
1985-86	Larry Krystkowiak	709[^]	22.2	1949-50	Bob Cope	701	22.7
1984-85	Larry Krystkowiak	632	21.1	1947-48	Bob Cope	509	15.9

[^] UM Record

ANNUAL LEADERS - REBOUNDED 1954-PRESENT

YEAR	NAME	TOTAL REBS.	RPG	YEAR	NAME	TOTAL REBS.	RPG
2019-20	Sayeed Pridgett	222	7.2	1985-86	Larry Krystkowiak	364	11.4
2018-19	Michael Oguine	183	5.4	1984-85	Larry Krystkowiak	306	10.2
2017-18	Jamar Akoh	225	6.6	1983-84	Larry Krystkowiak	315	10.5
2016-17	Fabijan Krslovic	206	6.4	1982-83	Derrick Pope	247	8.5
2015-16	Martin Breunig	298	9.0	1981-82	Derrick Pope	223	8.3
2014-15	Martin Breunig	233	7.3	1980-81	Rod Brandon	148	5.5
2013-14	Kareem Jamar	169	5.6	1979-80	John Stroeder	162	6.8
2012-13	Kareem Jamar	188	5.9	1978-79	John Stroeder	211	7.8
2011-12	Kareem Jamar	178	5.6	1977-78	Micheal Ray Richardson	185	6.9
2010-11	Brian Qvale	281	8.8	1976-77	Michael J. Richardson	273	11.3
2009-10	Brian Qvale	214	7.1	1975-76	Michael J. Richardson	203	8.1
2008-09	Jordan Hasquet	174	6.0	1974-75	Ken McKenzie	311	10.7
2007-08	Jordan Hasquet	215	7.2	1973-74	Ken McKenzie	301	11.1
2006-07	Jordan Hasquet	204	6.4	1972-73	Ken McKenzie	247	9.5
2005-06	Andrew Strait	192	6.4	1971-72	Ray Howard	224	9.7
2005-06	Andrew Strait	197	6.4	1970-71	Ray Howard	268	11.2
2004-05	Kamarr Davis	141	6.1	1969-70	Howard Clark	189	7.3
2003-04	Kamarr Davis	176	6.3	1968-69	George Yule	182	7.3
2002-03	Marcus Rosser	215	7.2	1967-68	Don Parsons	212	8.8
2001-02	Dan Trammel	206	6.6	1966-67	Norm Clark	240	10.0
2000-01	Dan Trammel	210	7.8	1965-66	Norm Clark	232	9.7
1999-00	Matt Williams	287	10.2	1964-65	Ed Samelton	204	7.8
1998-99	Matt Williams	214	7.9	1963-64	John Quist	150	6.5
1997-98	Ryan Dick	204	7.0	1962-63	Steve Lowry	163	10.2
1996-97	Ryan Dick	219	6.8	1961-62	Steve Lowry	276	11.6
1995-96	Shawn Samuelson	207	7.4	1960-61	Steve Lowry	321	14.0
1994-95	Shawn Samuelson	238	8.2	1959-60	Duane Ruegsegger	223	10.6
1993-94	Shawn Samuelson	237	8.5	1958-59	Darrol Dunham	292	12.1
1992-93	Matt Kempfert	143	5.5	1957-58	Russ Sheriff	289	13.1
1991-92	Daren Engellant	272	8.8	1956-57	Russ Sheriff	200	10.0
1990-91	Daren Engellant	269	8.7	1955-56	Russ Sheriff	299	11.5
1989-90	Daren Engellant	201	7.2	1954-55	Ray Howard	393[^]	15.1[^]
1988-89	Wayne Tinkle	268	8.7	1953-54	Eddie Anderson	166	6.4
1987-88	Wayne Tinkle	243	8.4				
1986-87	Wayne Tinkle	258	8.9				

[^] UM Record

ANNUAL LEADERS - ASSISTS 1970-PRESENT

YEAR	NAME	ASSISTS	AVG.	YEAR	NAME	ASSISTS	AVG.
2019-20	Sayeed Pridgett	120	3.9	1993-94	Travis DeCuire	199[^]	7.1[^]
2018-19	Ahmaad Rorie	142	4.1	1992-93	Travis DeCuire	150	5.4
2017-18	Ahmaad Rorie	125	3.7	1991-92	Keith Crawford	128	4.1
2016-17	Ahmaad Rorie	97	3.1	1991-90	Roger Fasting	133	4.3
2015-16	Walter Wright	152	4.6	1989-90	Eric Jordan	104	4.3
2014-15	Mario Dunn	126	3.8	1988-89	Nate DuChesne	129	4.2
2013-14	Kareem Jamar	121	4.0	1987-88	Nate DuChesne	138	4.8
2012-13	Kareem Jamar	129	4.0	1986-87	Scott Zanon	170	5.9
2011-12	Kareem Jamar	118	3.7	1985-86	Scott Zanon	174	5.4
2010-11	Will Cherry	128	4.3	1984-85	Leroy Washington	122	4.1
2009-10	Anthony Johnson	95	3.4	1983-84	Marc Glass	145	4.8
2008-09	Anthony Johnson	90	3.1	1982-83	Doug Selvig	121	4.2
2007-08	Ceylon Elgin-Taylor	106	3.5	1982-81	Doug Selvig	97	3.7
2006-07	Bryan Ellis	131	4.2	1980-81	Blaine Taylor	102	4.4
2005-06	Virgil Matthews	125	4.0	1979-80	Blaine Taylor	104	3.7
2004-05	Matt Martin	104	3.5	1978-79	Blaine Taylor	84	3.1
2003-04	Derrick Mansell	111	4.1	1977-78	Micheal Ray Richardson	96	3.8
2002-03	David Bell	84	2.7	1976-77	No Record	----	----
2001-02	Shane Christensen	133	4.8	1975-76	Micheal Ray Richardson	95	3.8
2000-01	Shane Christensen	123	4.6	1974-75	Tom Peck	111	3.8
1999-00	Shane Christensen	138	4.9	1973-74	No Record	----	----
1998-99	Cory Reiser	121	4.5	1972-73	No Record	----	----
1997-98	J.R. Camel	170	5.9	1971-72	No Record	----	----
1996-97	J.R. Camel	124	4.6	1970-71	Mike Vernon	25	1.1
1995-96	Shane Belnap	185	6.6	1969-70	Dave Gustafson	86	3.3
1994-95	Shane Belnap	128	4.3				

[^] UM Record

ANNUAL LEADERS - FREE THROWS MADE 1971-PRESENT

YEAR	NAME	FTS	YEAR	NAME	FTS	YEAR	NAME	FTS
2019-20	Sayeed Pridgett	101	2002-03	David Bell	107	1985-86	Scott Zanon	61
2018-19	Michael Oguine	118	2001-02	Dan Trammel	89	1984-85	Larry Krystkowiak	204[^]
2017-18	Michael Oguine	137	2000-01	Travis Greenwalt	90	1983-84	Larry Krystkowiak	169
2016-17	Ahmaad Rorie	100	1999-00	Matt Williams	156	1982-83	Derrick Pope	130
2015-16	Martin Breunig	165	1998-99	Matt Williams	122	1981-82	Derrick Pope	105
2014-15	Jordan Gregory	123	1997-98	J.R. Camel	86	1980-81	Craig Zanon	161
2013-14	Kareem Jamar	156	1996-97	Brandon Dade	70	1979-80	Craig Zanon	133
2012-13	Kareem Jamar	103	1995-96	Shawn Samuelson	126	1978-79	No Data	----
2011-12	Will Cherry	132	1994-95	Matt Kempfert	118	1977-78	Michael R. Richardson	101
2010-11	Will Cherry	121	1993-94	Shawn Samuelson	116	1976-77	No Data	----
2009-10	Anthony Johnson	202	1992-93	Jeremy Lake	79	1975-76	Michael R. Richardson	82
2008-09	Anthony Johnson	162	1991-92	Roger Fasting	100	1974-75	Eric Hays	75
2007-08	Jordan Hasquet	87	1990-91	Gary Kane	51	1973-74	No Data	----
2006-07	Jordan Hasquet	72	1989-90	John Reckard	53	1972-73	No Data	----
2005-06	Kevin Criswell	135	1988-89	Wayne Tinkle	142	1971-72	No Data	----
2004-05	Kamarr Davis	84	1987-88	Steve Vanek	103	1970-71	Ray Howard	55
2003-04	Kamarr Davis	132	1986-87	Incomplete Data	----			

^ UM Record

ANNUAL LEADERS - BLOCKS 1985-PRESENT

YEAR	NAME	BLKS	YEAR	NAME	BLKS	YEAR	NAME	BLKS
2019-20	Derrick Carter-Hollinger	24	2006-07	Andrew Strait	35	1993-94	Shawn Samuelson	31
2018-19	Bobby Moorehead	27	2005-06	Matt Dlouhy	27	1992-93	Matt Kempfert	23
2017-18	Jamar Akoh	23		Andrew Strait	27	1991-92	Daren Engellant	65
2016-17	Fabijan Krslovic	20	2004-05	John Seyfert	27	1990-91	Daren Engellant	71
2015-16	Martin Breunig	37	2003-04	John Seyfert	23	1989-90	Daren Engellant	20
2014-15	Martin Breunig	27	2002-03	Marcus Rosser	31	1988-89	Daren Engellant	26
2013-14	Andy Martin	18	2001-02	Dan Trammel	41	1987-88	Wayne Tinkle	17
2012-13	Kareem Jamar	21	2000-01	Dan Trammel	30	1986-87	No Data	----
	Andy Martin	21	1999-00	Dominque Davis	35	1985-86	Larry McBride	34
2011-12	Derek Selvig	35	1998-99	Bob Olson	15	1984-85	Larry McBride	66
2010-11	Brian Qvale	95[^]	1997-98	Bob Olson	13			
2009-10	Brian Qvale	61	1996-97	Bob Olson	16			
2008-09	Brian Qvale	52	1995-96	Brent Smith	35			
2007-08	Brian Qvale	39	1994-95	Matt Kempfert	34			

^ UM Record

ANNUAL LEADERS - 3-POINTERS MADE 1988-PRESENT

YEAR	NAME	3-PTRS	YEAR	NAME	3-PTRS	YEAR	NAME	3-PTRS
2019-20	Kendal Manuel	59	2007-08	Matt Martin	65	1995-96	Shane Belnap	40
2018-19	Ahmaad Rorie	63		Ryan Staudacher	65	1994-95	Jeremy Lake	76
2017-18	Ahmaad Rorie	59	2006-07	Matt Dlouhy	57	1993-94	Jeremy Lake	62
2016-17	Ahmaad Rorie	63	2005-06	Kevin Criswell	70	1992-93	Jeremy Lake	49
2015-16	Brandon Gfeller	72	2004-05	Matt Martin	56	1991-92	Delvon Anderson	42
2014-15	Jordan Gregory	87	2003-04	Kevin Criswell	46	1990-91	Gary Kane	68
2013-14	Jordan Gregory	62	2002-03	David Bell	98[^]	1989-90	John Reckard	31
2012-13	Mike Weisner	40	2001-02	David Bell	98[^]	1988-89	John Reckard	53
2011-12	Will Cherry	51		Jared Buckmaster	59	1987-88	Nate DuChesne	20
2010-11	Derek Selvig	39	2000-01	Mike Warhank	70			
2009-10	Ryan Staudacher	70	1999-00	Mike Warhank	49			
2008-09	Ryan Staudacher	56	1998-99	Mike Warhank	49			
			1997-98	Mike Warhank	52			
			1996-97	Kirk Walker	54			

^ UM Record

ANNUAL LEADERS - TOP 10 SCORING

NAME	TOTAL	YEAR	NAME	TOTAL	YEAR
1. Larry Krystkowiak	709	1985-86	6. Anthony Johnson	615	2009-10
2. Bob Cope	703	1949-50	7. Sayeed Pridgett	613	2019-20
3. Micheal Ray Richardson	653	1977-78	8. Ahmaad Rorie	584	2017-18
4. Larry Krystkowiak	632	1984-85	9. Kareem Jamaar	565	2013-14
5. Martin Breunig	624	2015-16	10. Jordan Gregory	562	2014-15

2,000-POINT CLUB



Larry Krystkowiak – 2,017

YEAR	G	FGM	FTM	TP	AVG
1982-83	28	42	53	137	4.9
1983-84	30	185	169	539	18.0
1984-85	30	214	204	632	21.1
1985-86	32	258	193	709	22.2
Totals	120	699	619	2,017	16.8



1,000-POINT CLUB



M.R. Richardson – 1,827

Year	G	FGM	FTM	TP	AVG
1974-75	29	92	34	218	7.5
1975-76	25	187	82	456	18.2
1976-77	26	221	58	500	19.2
1977-78	27	272	109	653	24.2
Totals	107	772	283	1827	17.1



Ahmaad Rorie – 1,654

Year	G	FGM	FTM	TP	AVG
2016-17	31	192	100	547	17.6
2017-18	34	206	113	584	17.2
2018-19	35	194	72	523	14.9
Totals	100	592	285	1,654	16.5




Bob Cope – 1,810

Year	G	FGM	FTM	TP	AVG
1946-47	28	61	53	175	6.3
1947-48	32	185	139	509	15.9
1948-49	25	156	111	423	16.9
1949-50	31	277	149	703	22.7
Totals	116	679	452	1,810	15.6



Michael Oguine – 1,647

Year	G	FGM	FTM	TP	AVG
2015-16	33	117	98	363	11.0
2016-17	26	99	93	310	11.9
2017-18	34	177	137	537	15.8
2018-19	34	142	118	437	12.9
Totals	127	535	446	1,647	13.0



Sayeed Pridgett – 1,210

Year	G	FGM	FTM	TP	AVG
2016-17	31	99	52	251	8.1
2017-18	34	122	40	287	8.4
2018-19	35	230	49	528	15.1
2019-20	31	250	101	613	19.8
Totals	131	701	242	1,679	12.8




Andrew Strait – 1,617

Year	G	FGM	FTM	TP	AVG
2005-06	31	122	27	250	8.1
2006-07	32	193	72	417	13.0
2007-08	30	187	87	411	13.7
2008-09	29	114	50	318	11.0
Totals	122	504	236	1,396	11.4



Kareem Jamar – 1,673

Year	G	FGM	FTM	TP	AVG
2010-11	27	79	30	218	8.1
2011-12	32	147	92	435	13.6
2012-13	32	157	103	455	14.2
2013-14	30	182	156	565	18.8
Totals	121	565	381	1,673	13.8




Wayne Tinkle – 1,500

Year	G	FGM	FTM	TP	AVG
1985-86	30	28	17	73	2.4
1986-87	29	165	98	428	14.8
1987-88	29	180	117	470	16.2
1988-89	31	196	142	529	17.1
Totals	119	557	374	1,500	12.6



Kevin Criswell – 1,663


Year	G	FGM	FTM	TP	AVG
2002-03	30	206	102	452	15.1
2003-04	28	151	87	343	12.2
2004-05	30	146	117	369	12.3
2005-06	31	147	135	499	16.1
Totals	119	650	441	1,663	14.0



Will Cherry – 1,484

Year	G	FGM	FTM	PTS	AVG
2009-10	32	100	58	264	8.3
2010-11	30	139	121	422	14.1
2011-12	32	161	132	505	15.8
2012-13	22	89	94	293	13.3
Totals	116	489	405	1,484	12.8

1,000 POINT CLUB

**Jordan Hasquet – 1,396**

Year	G	FGM	FTM	TP	AVG
2005-06	31	122	27	250	8.1
2006-07	32	193	72	417	13.0
2007-08	30	187	87	411	13.7
2008-09	29	114	50	318	11.0
Totals	122	504	236	1,396	11.4

**Charles Davis – 1,214**

Year	G	FGM	FTM	TP	AVG
1946-47	-	97	58	252	-
1950-51	-	56	44	156	-
1951-52	-	127	115	369	-
1952-53	-	139	159	437	-
Totals	-	419	376	1,214	-

**Ken McKenzie – 1,321**

Year	G	FGM	FTM	TP	AVG
1972-73	26	129	54	312	12.0
1973-75	26	216	59	491	18.9
1974-75	29	230	58	518	17.9
Totals	81	575	171	1321	16.3

**Martin Breunig – 1,158**

Year	G	FGM	FTM	TP	AVG
2014-15	32	214	104	534	16.7
2015-16	33	228	165	624	18.9
Totals	65	442	269	1,158	17.8

**Shawn Samuelson – 1,293**

Year	G	FGM	FTM	TP	AVG
1992-93	26	49	34	132	5.1
1993-94	26	105	116	323	11.5
1994-95	29	146	113	391	13.5
1995-96	28	167	126	447	16.0
Totals	111	437	389	1,293	11.7

**Matt Kempfert – 1,131**

Year	G	FGM	FTM	TP	AVG
1991-92	31	48	23	119	3.8
1992-93	26	97	50	244	9.4
1993-94	27	134	93	361	13.4
1994-95	29	145	118	407	14.0
Totals	113	423	284	1,131	10.0

**Derrick Pope – 1,289**

Year	G	FGM	FTM	TP	AVG
1979-80	25	35	48	116	4.6
1980-81	26	74	36	182	7.0
1981-82	27	185	105	471	17.4
1982-83	29	205	130	520	17.9
Totals	107	485	319	1,289	12.0

**Anthony Johnson – 1,124**

Year	G	FGM	FTM	TP	AVG
2008-09	29	164	162	509	17.6
2009-10	32	184	202	615	19.2
Totals	61	348	364	1,124	18.4

**Lou Rocheleau – 1,235**


Year	G	FGM	FTM	TP	AVG
1945-46	-	140	49	329	-
1946-47	-	114	45	273	-
1947-48	-	118	63	299	-
1948-49	-	142	50	334	-
Totals	-	514	207	1,235	-

**Chris Spoja – 1,111**

Year	G	FGM	FTM	TP	AVG
1993-94	27	99	37	222	8.2
1994-95	29	142	61	313	10.8
1995-96	28	129	57	288	10.3
1996-97	30	131	47	288	9.6
Totals	114	408	202	1,111	9.8

**Jordan Gregory – 1,234**

Year	G	FGM	FTM	TP	AVG
2011-12	18	4	3	13	0.7
2012-13	30	73	59	246	8.2
2013-14	30	127	97	413	13.8
2014-15	32	176	123	562	17.0
Totals	111	380	282	1,234	11.2

**Ed Argenbright – 1,100**

Year	G	FGM	FTM	TP	AVG
1953-54	27	131	75	337	12.5
1954-55	26	113	109	335	12.9
1955-56	26	155	118	428	16.5
Totals	79	399	302	1,100	13.9

**Darren Engellant – 1,224**

Year	G	FGM	FTM	TP	AVG
1988-89	29	70	32	171	5.9
1989-90	28	122	35	278	9.9
1990-91	31	137	84	356	11.5
1991-92	31	168	93	419	13.5
Totals	119	483	244	1,224	10.3

**Marc Glass – 1,091**


Year	G	FGM	FTM	TP	AVG
1980-81	28	64	52	180	6.4
1981-82	27	84	85	253	9.4
1982-83	29	100	102	303	10.4
1983-84	30	128	99	355	11.8
Totals	114	376	338	1,091	9.6

RECORD BOOK



Craig Zanon – 1,071

Year	G	FGM	FTM	TP	AVG
1977-78	18	11	10	32	1.8
1978-79	26	65	57	187	7.2
1979-80	25	121	135	377	15.1
1980-81	28	157	161	475	17.0
Totals	97	354	363	1,071	11.0



Mike Warhank – 1,046

Years	G	FGM	FTM	TP	AVG
1996-97	30	31	13	93	3.1
1997-98	30	88	33	261	8.7
1998-99	27	101	52	303	11.2
1999-00	28	121	77	389	13.9
Totals	115	341	175	1,046	9.1



Scott Zanon – 1,070

Years	G	FGM	FTM	TP	AVG
1983-84	12	3	8	14	1.3
1984-85	30	60	55	188	6.3
1985-86	32	133	61	372	12.0
1986-87	29	163	89	496	17.1
Totals	102	359	213	1,070	10.5



Brian Qvale – 1,046

Year	G	FGM	FTM	TP	AVG
2007-08	26	44	15	103	4.0
2008-09	29	62	39	159	5.5
2009-10	30	120	66	306	10.2
2010-11	32	189	100	478	14.9
Totals	117	415	220	1,046	8.9




Roger Fasting – 1,047

Years	G	FGM	FTM	TP	AVG
1987-88	26	16	23	55	2.1
1989-90	29	109	84	284	9.8
1990-91	31	149	73	346	11.2
1991-92	30	148	100	362	12.1
Totals	116	345	280	1,047	9.0



Where High Performance Precast Meets Artistic Ingenuity

**Jeremy Lake – 1,036**

Years	G	FGM	FTM	TP	AVG
1991-92	16	8	20	40	2.5
1992-93	28	87	71	294	10.5
1993-94	28	102	53	319	11.4
1994-95	30	113	81	383	12.8
Totals	102	310	225	1,036	10.2

**Matt Martin – 1,021**

Years	G	FGM	FTM	TP	AVG
2004-05	30	91	45	283	9.4
2005-06	31	71	22	208	6.7
2006-07	32	66	49	214	6.7
2007-08	29	99	53	316	10.9
Totals	122	327	153	1,021	8.4

**Dan Balko – 1,025**

Years	G	FGM	FTM	TP	AVG
1957-58	22	86	66	238	10.8
1958-59	24	152	86	390	16.2
1959-60	24	149	99	397	16.6
Totals	70	387	251	1,025	14.6

**Doug Selvig – 1,000**

Years	G	FGM	FTM	TP	AVG
1981-82	17	22	10	54	3.2
1982-83	26	116	52	284	10.9
1983-84	29	115	77	307	10.6
1984-85	30	150	55	355	11.8
Totals	102	403	194	1,000	9.8

THESE BEARS CAN JUMP.

Proud sponsor of the Montana Grizzlies.

CONOCO Choose Go[®]

Conoco[®] and its respective logos are registered trademarks owned by Phillips 66 Company.
©2020 Phillips 66 Company. All rights reserved.

**YOUR WEEKEND IS
IN YOUR HANDS**



**Pick up the
ENTERTAINER TODAY!**

Missoulian

A W A R D

WINNERS

Michael Ray Richardson was Montana's first three-time first-team All-Big Sky selection.

NATIONAL AWARDS

ALL AMERICANS

Kareem Jamar	2013-14
<i>(Associated Press, Honorable Mention CollegelInsider.com, Honorable Mention)</i>	
Kareem Jamar	2012-13
<i>(Associated Press, Honorable Mention)</i>	
Will Cherry	2012-13
<i>(CollegelInsider.com, defensive team Lou Hensen Mid-Major All-American Team)</i>	
Brian Qvale	2010-11
<i>(CollegelInsider.com, defensive team)</i>	
Will Cherry	2009-10
<i>(CollegelInsider.com)</i>	
Anthony Johnson	2009-10
<i>(CollegelInsider.com)</i>	
Larry Krystkowiak	1985-86
<i>(Associated Press Honorable Mention)</i>	
Larry Krystkowiak	1984-85
<i>(Associated Press Honorable Mention)</i>	
Larry Krystkowiak	1983-84
<i>(Associated Press Honorable Mention)</i>	
Derrick Pope	1982-83
<i>(Associated Press Honorable Mention)</i>	
Derrick Pope	1981-82
<i>(Associated Press Honorable Mention)</i>	

Micheal Ray Richardson	1977-78
<i>(Associated Press Honorable Mention)</i>	
Micheal Ray Richardson	1976-77
<i>(Converse, Honorable Mention)</i>	
Dan Balko	1959-60
<i>(Selector Unknown, 2nd Team)</i>	
Dan Balko	1958-59
<i>(Selector Unknown, 2nd Team)</i>	
Russell Sheriff	1957-58
<i>(United Press, Honorable Mention)</i>	
Charles Davis	1952-53
<i>(Collier's Magazine, Honorable Mention)</i>	
Bob Cope	1947-48
<i>(Helms Athletic Foundation)</i>	

2011-12	Will Cherry (1st Team)
2010-11	Brian Qvale (1st Team)
2009-10	Anthony Johnson (2nd Team)
1991-92	Delvon Anderson (1st Team)
.....	Daren Engellant (1st Team)
1985-86	Larry Krystkowiak (1st Team)
1984-85	Larry Krystkowiak (1st Team)
1982-83	Derrick Pope (1st Team)
1977-78 ..	Michael Ray Richardson (1st Team)
1976-766 ..	Michael Ray Richardson (3rd Team)
1974-75	Ken McKenzie (2nd Team)
1972-73	Mike Murray (3rd Team)

NABC ALL-DISTRICT

2019-20	Sayeed Pridgett (1st Team)
2018-19	Ahmaad Rorie (1st Team)
2017-18	Ahmaad Rorie (1st Team)
2015-16	Martin Breunig (1st Team)
2014-15	Martin Breunig (1st Team)
2013-14	Kareem Jamar (1st Team)
2012-13	Will Cherry (1st Team)
.....	Kareem Jamar (2nd Team)
.....	Mathias Ward (2nd Team)

UWBWA ALL-DISTRICT

Since 2003-04

2019-20	Sayeed Pridgett
2018-19	Jamar Akoh
2015-16	Martin Breunig
2014-15	Jordan Gregory
2011-12	Will Cherry
2010-11	Brian Qvale
2008-09	Anthony Johnson
2005-06	Andrew Strait

MONTANA

PARTY  TIME

The next time you need to plan an event of any size, go where the Griz go.

Official Tent Company of the Montana Grizzlies



BIG SKY CONFERENCE AWARDS

MOST VALUABLE PLAYER

Since 1978-79

2012-13	Kareem Jamar
1991-92	Delvon Anderson
1990-91	Kevin Kearney
1985-86	Larry Krystkowiak
1984-85	Larry Krystkowiak
1983-84	Larry Krystkowiak
1982-83	Derrick Pope

NEWCOMER OF THE YEAR

Since 1978-79

2018-19	Kendal Manuel
2014-15	Martin Breunig
2008-09	Anthony Johnson
2003-04	Kamarr Davis
1990-91	Delvon Anderson
1989-90	Kevin Kearney

FRESHMAN OF THE YEAR

Since 1985-86

2019-20	Derrick Carter-Hollinger
2006-07	Cameron Rundles
2002-03	Kevin Criswell
1988-89	Daren Engellant

DEFENSIVE PLAYER OF THE YEAR

Since 2001-02

2017-18	Michael Oguine
2012-13	Will Cherry
2011-12	Will Cherry
2010-11	Brian Qvale
2006-07	Bryan Ellis

TOP RESERVE

From 1978-79 to 1987-88, 2013-14 to Present

2018-19	Kendal Manuel
1982-83	Larry Krystkowiak


COACH OF THE YEAR

Since 1963-64

2017-18	Travis DeCuire
2012-13	Wayne Tinkle
2011-12	Wayne Tinkle
1991-92	Blaine Taylor
1990-91	Stew Morrill
1977-78	Jim Brandenburg
1974-75	Jud Heathcote

BUSINESS FRIENDS WORKING FOR THE FUTURE OF MONTANA

Part of the community for over 100 years



PLUMBERS & PIPEFITTERS
LOCAL 459
MISSOULA, MONTANA

(406) 549-3479



MISSOULA GLASS

406-926-1818
5656 W HARRIER
MISSOULA, MT 59808
Owner:
Colby Reynolds
Commercial and Residential
Glass

- * Banners
- * Vehicle Wraps
- * Aluminum Signs
- * Magnetic Signs



- * Sandblasted Signs
- * Job Site Signs
- * Decals
- * Sandwich Boards

BigBearSign.com
info@bigbearsign.com
1315 Clark Fork Lane * Missoula
Ph. 542-1871 Fax: 541-4435

Family Owned & Operated




REPUBLIC
SERVICES
OF
MONTANA

406-543-3157



Sysco
At the heart of
food and service



Copper State Bolt & Nut Co.
Proud to be serving the Montana market!

Construction Products	Industrial Supplies
Custom Kits & Assortments	Manufactured Specials
Fasteners	Power Tools & Accessories
Fluid Sealing Products	Safety Related Items

Check us out in store or online at: www.copperstate.com

ALL-CONFERENCE SELECTIONS

2019-20	Sayeed Pridgett [#]	1st Team
	Kendal Manuel	2nd Team
2018-19	Sayeed Pridgett	1st Team
	Ahmaad Rorie [#]	1st Team
	Michael Oguine	3rd Team
2017-18	Ahmaad Rorie	1st Team
	Michael Oguine	2nd Team
	Jamar Akoh	3rd Team
2016-17	Ahmaad Rorie	2nd Team
	Jamar Akoh	3rd Team
2015-16	Martin Breunig [#]	1st Team
2014-15	Martin Breunig [^]	1st Team
	Jordan Gregory	1st Team
2013-14	Kareem Jamar ^s	1st Team
2012-13	Kareem Jamar ^l	1st Team
	Will Cherry ^s	1st Team
	Mathias Ward	2nd Team
2011-12	Will Cherry	1st Team
	Kareem Jamar	1st Team
	Derek Selvig	2nd Team
	Art Steward	2nd Team
2010-11	Will Cherry	1st Team
	Brian	1st Team
2009-10	Anthony Johnson [#]	1st Team
2008-09	Anthony Johnson [^]	1st Team
	Jordan Hasquet	2nd Team
2007-08	Andrew Strait [#]	1st Team
2006-07	Jordan Hasquet	1st Team
	Andrew Strait	2nd Team
2005-06	Kevin Criswell [#]	1st Team
	Andrew Strait	1st Team
2004-05	Kamarr Davis [#]	1st Team
	Kevin Criswell	1st Team
2003-04	Kamarr Davis [^]	1st Team
2002-03	David Bell [#]	1st Team
2001-02	David Bell	1st Team
1999-00	Matt Williams [#]	1st Team
1998-99	Matt Williams	1st Team
1997-98	J.R. Camel [#]	1st Team
1996-97	J.R. Camel	1st Team
	Kirk Walker	1st Team
1995-96	Shawn Samuelson [#]	1st Team
	Shane Belnap	1st Team
1994-95	Matt Kempfert	1st Team
	Jeremy Lake	1st Team
	Shawn Samuelson	1st Team
1991-92	Delvon Anderson ^l	1st Team
	Darren Engellant ^s	1st Team
	Roger Fasting	1st Team
1990-91	Kevin Kearney [#]	1st Team
	Daren Engellant	1st Team
	Delvon Anderson [^]	N/A
1989-90	Kevin Kearney [^]	1st Team
	Daren Engellant	1st Team
1988-89	Wayne Tinkle	2nd Team
1987-88	Wayne Tinkle	2nd Team

1986-87	Scott Zanon	1st Team
1985-86	Larry Krystkowiak ^{is}	1st Team
1984-85	Larry Krystkowiak ^l	1st Team
	Larry McBride	2nd Team
1983-84	Larry Krystkowiak ^l	1st Team
	Marc Glass	1st Team
1982-83	Derrick Pope [#]	1st Team
1981-82	Derrick Pope	1st Team
1980-81	Craig Zanon	1st Team
1979-80	John Stroeder	2nd Team
	Craig Zanon	2nd Team
1978-79	Allan Nielsen	2nd Team
1977-78	Michael R. Richardson ^s	1st Team
	Allan Nielsen	2nd Team
	John Stroeder	2nd Team
1976-77	Michael R. Richardson	1st Team
	Michael J. Richardson	2nd Team
1975-76	Michael R. Richardson	1st Team
1974-75	Ken McKenzie [#]	1st Team
	Eric Hays	1st Team
1973-74	Ken McKenzie	1st Team
	Eric Hays	2nd Team
	Robin Selvig	2nd Team
1972-73	Mike Murray [#]	1st Team
1971-72	Mike Murray	1st Team
1969-70	Dave Gustafson	1st Team
1968-69	Harold Ross	1st Team
	Ron Moore [#]	1st Team

1967-68	Ron Moore	1st Team
1965-66	John Holiday	2nd Team
	John Quist	2nd Team
1964-65	Ed Samelton	2nd Team
1963-64	Tim Aldrich	2nd Team

ALL-SKYLINE CONFERENCE

1959-60	Dan Balko	2nd Team
1958-59	Dan Balko	1st Team
1957-58	Russell Sheriff	1st Team
	James Powell	2nd Team
1956-57	Rudolph Rhoades	1st Team
	Russell Sheriff	2nd Team
1953-54	Edward Anderson	1st Team
1952-53	Charles Davis	2nd Team


ALL-PACIFIC COAST CONFERENCE

1927-28	Sam Kain	1st Team
	Cloyce Overturf	2nd Team
1925-26	Sam Kain	2nd Team
1924-25	Ted Illman	1st Team

ALL-NORTHWEST CONFERENCE

1916-17	Ernest Prescott	1st Team
---------	-----------------	----------

- ! Player of the Year
- # Two-time first-team selection
- \$ Three-time first-team selection
- ^ Newcomer of the Year



ALL-TOURNAMENT SELECTIONS

BIG SKY TOURNAMENT MVP

2019	Ahmaad Rorie
2018	Michael Oguine
2013	Kareem Jamar
2012	Kareem Jamar
2010	Anthony Johnson
2006	Virgil Matthews
2005	Kamarr Davis
2002	Dan Trammel
1992	Delvon Anderson
1991	Kevin Kearney

BIG SKY ALL-TOURNAMENT TEAM

2019	Michael Oguine
	Ahmaad Rorie
2018	Michael Oguine
	Ahmaad Rorie
2016	Martin Breunig
	Walter Wright
2015	Martin Breunig
	Jordan Gregory
2013	Will Cherry
	Jordan Gregory
	Kareem Jamar
2012	Will cherry
	Kareem Jamar
	Mathias Ward
2011	Will Cherry
	Brian Qvale
2010	Anthony Johnson
	Derek Selvig
2006	Kevin Criswell
	Jordan Hasquet
	Virgil Matthews
2005	Kamarr Davis
	Matt Martin
2002	David Bell
	Dan Trammel
2000	Matt Williams
1997	Ryan Dick
	Chris Spoja
1995	Matt Kempfert
	Chris Spoja
1992	Delvon Anderson
	Daren Engellant
	Roger Fasting
1991	Daren Engellant
	Roger Fasting
	Kevin Kearney
1989	Wayne Tinkle
1986	Larry Krystkowiak
1984	Larry Krystkowiak
	Doug Selvig

1982	Derrick Pope
1981	Blaine Taylor
	Craig Zanon
1980	John Stroeder
1979	Allan Nielson
1978	Michael Ray Richardson

BIG SKY PLAYER OF THE WEEK

Back to 2009-10

Feb. 18, 2020	Sayed Pridgett
Jan. 14, 2020	Derrick Carter-Hollinger
Jan. 7, 2020	Kendal Manuel
Dec. 31, 2019	Sayed Pridgett
Feb. 19, 2019	Sayed Pridgett
Feb. 12, 2019	Sayed Pridgett
Jan. 29, 2019	Jamar Akoh
Jan. 15, 2019	Sayed Pridgett
Jan. 15, 2018	Michael Oguine
Jan. 8, 2018	Jamar Akoh
March 5, 2017	Ahmaad Rorie
Dec. 13, 2016	Fabijan Krslovic
Jan. 18, 2016	Martin Breunig
Jan. 11, 2016	Walter Wright
Jan. 4, 2016	Brandon Gfeller

Feb. 23, 2015	Martin Breunig
Feb. 16, 2015	Jordan Gregory
Feb. 10, 2014	Kareem Jamar
Dec. 30, 2013	Kareem Jamar
Nov. 19, 2013	Kareem Jamar
March 11, 2013	Kareem Jamar
Feb. 11, 2013	Kareem Jamar
Jan. 14, 2013	Kareem Jamar
Dec. 24, 2012	Mathias Ward
Nov. 27, 2012	Mathias Ward
Feb. 29, 2012	Will Cherry
Feb. 20, 2012	Kareem Jamar
Feb. 13, 2012	Will Cherry
Jan. 2, 2012	Will Cherry
Jan. 31, 2011	Brian Qvale
Jan. 24, 2011	Brian Qvale
Jan. 17, 2011	Brian Qvale
Dec. 20, 2010	Brian Qvale
Dec. 6, 2010	Will Cherry
Nov. 23, 2010	Will Cherry
Feb. 8, 2010	Anthony Johnson
Feb. 1, 2010	Anthony Johnson
Jan. 11, 2010	Anthony Johnson
Nov. 17, 2009	Anthony Johnson



TEAM AWARDS

CARL E. DRAGSTEDT AWARD (MOST VALUABLE PLAYER)

1953-54	Edward Anderson
1954-55	Ed Argenbright
1955-56	Ed Argenbright
1956-57	Zip Rhoades
1957-58	Russ Sheriff
1958-59	Dan Balko
1959-60	Dan Balko
1960-61	Bob O'Billovich
1961-62	Dan Sullivan
1962-63	Ray Lucien
1963-64	Tim Aldrich
1964-65	Ed Samelton
1965-66	Gary Peck
1966-67	Dennis Biletnikoff
1967-68	Dan Parsons
1968-69	Ron Moore
1969-70	Dave Gustafson
1970-71	Don Wetzel
1971-72	Ray Howard
1972-73	Mike Murray
1973-74	Ken McKenzie
1974-75	Ken McKenzie
1975-76	Micheal Ray Richardson
1976-77	Micheal Ray Richardson
1977-78	Micheal Ray Richardson
1978-79	Allan Nielsen
1979-80	John Stroeder
1980-81	Craig Zanon
1981-82	Derrick Pope
1982-83	Derrick Pope
1983-84	Larry Krystkowiak
1984-85	Larry Krystkowiak
1985-86	Larry Krystkowiak
1986-87	Scott Zanon
1987-88	Wayne Tinkle
1988-89	Wayne Tinkle
1989-90	Kevin Kearney
1990-91	Kevin Kearney
1991-92	Delvon Anderson
1992-93	Travis DeCuire
1993-94	Travis DeCuire
	Matt Kempfert
1994-95	Matt Kempfert
1995-96	Shawn Samuelson
1996-97	Ryan Dick
1997-98	Ryan Dick
1998-99	Matt Williams
1999-00	Matt Williams
2000-01	Jared Buckmaster
	Dan Trammel
2001-02	Dan Trammel
2002-03	David Bell
2003-04	Kamarr Davis
2004-05	Kamarr Davis
2005-06	Andrew Strait
2006-07	Jordan Hasquet
2007-08	Jordan Hasquet
	Andrew Strait

2008-09	Anthony Johnson
2009-10	Anthony Johnson
2010-11	Brian Qvale
2011-12	Will Cherry
	Kareem Jamar
2012-13	Kareem Jamar
2013-14	Kareem Jamar
2014-15	Martin Breunig
	Jordan Gregory
2015-16	Martin Breunig
2016-17	Ahmaad Rorie
2017-18	Ahmaad Rorie
2018-19	Sayeed Pridgett
	Ahmaad Rorie
2019-20	No Award

NASEBY RHINEHART AWARD (MOST INSPIRATIONAL PLAYER)

1972-73	Dale Parker
1973-74	Eric Hays
1974-75	Eric Hays
1975-76	Tim Stambaugh
1976-77	M.J. Richardson
1977-78	Jim Molloy
1978-79	John Stroeder
1979-80	Craig Zanon
1980-81	Blaine Taylor
1981-82	Craig Larsen
1982-83	Larry Krystkowiak
1983-84	Rob Hurley
1984-85	John Boyd
1985-86	John Bates
1986-87	Mike Ahlers
1987-88	K.C. McGowan
1988-89	K.C. McGowan
1989-90	Tom Lytle
1990-91	Delvon Anderson
	Eric Jordan
1991-92	Delvon Anderson
1992-93	Israel Evans
1993-94	Gary Kane
1994-95	Shane Belnap
1995-96	Nate Covill
1996-97	Brent Smith
1997-98	Mike Warhank
1998-99	Mat Seidensticker
	Mike Warhank
1999-00	Mike Warhank
2000-01	Shane Christensen
2001-02	Ryan Slider
	Deldre Carr
2002-03	Kevin Criswell
2003-04	Ryan Pederson
	Victor Venters
	Steve Horne
2004-05	Kevin Criswell
2005-06	John Seyfert
2006-07	Mike Chavez
	Greg Spurgetis
2007-08	Matt Martin

2008-09	Kyle Sharp
2009-10	Vassy Banny
2010-11	Art Steward
2011-12	Jordan Wood
2012-13	Mathias Ward
2013-14	Jordan Gregory
2015-16	Mario Dunn
2016-17	Mario Dunn
2017-18	Fabijan Krslovic
2018-19	Sayeed Pridgett
2019-20	No Award

ALLAN NIELSEN AWARD (BEST REPRESENTS GRIZ BASKETBALL)

1978-79	Craig Zanon
1979-80	Tim McCauley
1980-81	Blaine Taylor
1981-82	Craig Larsen
1982-83	Craig Larsen
1983-84	Marc Glass
1984-85	Bruce Burns
1985-86	Larry Krystkowiak
1986-87	Steve Vanek
1987-88	Nate DuChesne
1988-89	Nate DuChesne
1989-90	John Reckard
1990-91	Daren Engellant
1991-92	Daren Engellant
	Roger Fasting
1992-93	Jeremy Lake
1993-94	Jeremy Lake
1994-95	Jeremy Lake
1995-96	Chris Spoja
1996-97	Chris Spoja
1997-98	Mike Warhank
1998-99	Mike Warhank
1999-00	Mike Warhank
2000-01	Kasey Williams
2001-02	Travis Greenwalt
2002-03	Ryan Pederson
2003-04	Brent Cummings
2004-05	Matt Martin
2005-06	Kevin Criswell
2006-07	Andrew Strait
2007-08	Ryan Staudacher
2008-09	Jordan Hasquet
2009-10	Ryan Staudacher
2010-11	Jordan Wood
2011-12	Derek Selvig
	Mathias Ward
2012-13	Mathias Ward
2013-14	Brandon Gfeller
2014-15	Brandon Gfeller
2015-16	Brandon Gfeller
2016-17	Brandon Gfeller
2017-18	Fabijan Krslovic
2018-19	Michael Oguine
2019-20	No Award



AFTER THE GRIZ GET THEIRS, GET YOURS AT THE HUT!

Look for special offers and order online at pizzahut.com

Missoula:

801 E. Broadway
721.0149

3851 Brooks
251.4417

Northgate
542.8400



PROUD PARTNER OF
GRIZ ATHLETICS



TEAM AWARDS

DENNIS T. MURPHY COACHES' AWARD

2013-14	Brandon Gfeller
2014-15	Fabijan Krslovic
2015-16	Jack Lopez
2016-17	Fabijan Krslovic
2017-18	Jamar Akoh
2018-19	Bobby Moorehead
2019-20	No Award

JOHN EAHEART MEMORIAL (OUTSTANDING DEFENSIVE PLAYER)

1960-61	Kay Roberts
1961-62	Bob O'Billovich
1962-63	Tim Aldrich
1963-64	Harold Fullerton
1964-65	Gary Meggellin
1965-66	Greg Hanson
1966-67	Greg Hanson
1967-68	Rick Johnston
1968-69	Dave Gustafson
1969-70	Howard Clark
1970-71	Mike Vernon
1971-72	Earl Tye
1972-73	Earl Tye
1973-74	Robin Selvig
1974-75	Tom Peck
1975-76	Tim Stambaugh
1976-77	Ben DeMers
1977-78	Jim Molloy
1978-79	Rod Brandon
1979-80	Rod Brandon
1980-81	Rod Brandon
1981-82	Rob Hurley
1982-83	Doug Selvig
1983-84	Doug Selvig
1984-85	Leroy Washington
1985-86	John Boyd
1986-87	Todd Powell
1987-88	Mike Ahlers
1988-89	Tony Reed
1989-90	Ossie Young
	Andy Woods
1990-91	Delvon Anderson
1991-92	Nate Atchison
1992-93	Matt Kempfert
1993-94	Travis DeCuire
1994-95	Jeremy Lake
1995-96	Shane Belnap
1996-97	Chris Spoja

1997-98	J.R. Camel
	Mat Seidensticker
1998-99	Mat Seidensticker
1999-00	Dominique Davis
2000-01	Brent Cummings
2001-02	Shane Christensen
2002-03	Marcus Rosser
2003-04	Kevin Criswell
	Derrick Mansell
2004-05	Virgil Matthews
2005-06	Virgil Matthews
2006-07	Bryan Ellis
2007-08	Ceylon Elgin-Taylor
2008-09	Brian Qvale
2009-10	Brian Qvale
	Will Cherry
2010-11	Will Cherry
2011-12	Art Steward
	Will Cherry
2012-13	Will Cherry
2013-14	Mario Dunn
2014-15	Mario Dunn
2015-16	Michael Oguine
2016-17	Michael Oguine
2017-18	Bobby Moorehead
2018-19	Bobby Moorehead
2019-20	No Award

CAPTAINS AWARD

2014-15	Martin Breunig, Mario Dunn, Jordan Gregory, Mike Weisner
2015-16	Martin Breunig, Mario Dunn Brandon Gfeller
2016-17	Mario Dunn, Brandon Gfeller, Fabijan Krslovic
2017-18	Fabijan Krslovic, Michael Oguine, Ahmaad Rorie
2018-19	Bobby Moorehead, Michael Oguine, Ahmaad Rorie
2019-20	No Award

RYAN DICK (MOST IMPROVED PLAYER)

2014-15	Riley Bradshaw
2015-16	Walter Wright
2016-17	Sayed Pridgett
2017-18	Timmy Falls
	Sayed Pridgett
2018-19	Sayed Pridgett
2019-20	No Award

GRIZZLY CUP AWARD

(UM'S TOP MALE ATHLETE)

(From 1921 to 1987, 2009 to Present)

1921	Larry Higbee
1922	Gil Porter
1923	Gil Porter
1925	Russ Sweet
1926	Ted "Chief" Illman
1927	Clarence Coyle
1928	Ed Chinske
1931	Glenn Lockwood
1933	Dale Hinman
1934	Al Dahlberg
1935	Naseby Rhinehart Sr.
1936	Henry Blastic
1938	Bill Lazetich
1942	Bill Jones
1948	Charles "Timer" Moses
1948	John Holding
1952	Robert "Lefty" Byrne
1953	Jack Luckman
1954	Ed Anderson
1961	Bob O'Billovich
1962	Bob O'Billovich
1964	Tim Aldrich
1965	William M. Rice
1966	Gary B. Peck
1967	Greg Hanson
1971	Lonzo Lewis
1973	Earl Tye
1974	Robin Selvig
1980	Craig Zanon
1984	Larry Krystkowiak
1985	Larry Krystkowiak
1986	Larry Krystkowiak
1987	Scott Zanon
2009	Jordan Hasquet
2010	Anthony Johnson
2013	Mathias Ward
2015	Jordan Gregory
2017	Brandon Gfeller
2018	Fabijan Krslovic
2019	Michael Oguine

ADDITIONAL AWARDS

COSIDA ACADEMIC ALL-AMERICAN

2012-13	Mathias Ward (3rd Team)
1999-00	Matt Williams (2nd Team)
1994-95	Jeremy Lake (2nd Team)
1986-87	Scott Zanon (3rd Team)
1985-86	Larry Krystkowiak (1st Team)
	Scott Zanon (Honorable Mention)
1984-85	Larry Krystkowiak (1st Team)
1983-84	Larry Krystkowiak (Honorable Mention)
1980-81	Craig Zanon (1st Team)
1979-80	Craig Zanon (3rd Team)

COSIDA ACADEMIC ALL-DISTRICT

(Since 2001-02)

2014-15	Jordan Gregory
2013-14	Jordan Gregory
2012-13	Mathias Ward
2011-12	Mathias Ward
2009-10	Ryan Staudacher

NABC HONORS COURT (3.2 GPA)

(Since 2006-07)

2018-19	Jamar Akoh
	Michael Oguine
2017-18	Jamar Akoh
	Fabijan Krslovic
	Michael Oguine
2016-17	Brandon Gfeller
	Fabijan Krslovic
2015-16	Brandon Gfeller
	Jack Lopez
2013-14	Jordan Gregory
2006-07	Bryan Ellis
	Jordan Hasquet

NABC TEAM ACADEMIC AWARD

(TEAM CUMULATIVE GPA OF 3.0)

(Since 2012-13)

2019-20
2016-17
2015-16

BIG SKY SCHOLAR-ATHLETE

2018-19	Bobby Moorehead
2017-18	Fabijan Krslovic
2016-17	Brandon Gfeller
2012-13	Mathias Ward
2010-11	Ryan Staudacher
2008-09	Jordan Hasquet

BIG SKY ACADEMIC ALL-CONFERENCE

2019-20	Mack Anderson
	Eddy Egun
	Kyle Owens
	Jared Samuelson
2018-19	Mack Anderson
	Kelby Kramer
	Michael Oguine
2017-18	Jamar Akoh
	Lars Espe
	Fabijan Krslovic
	Michael Oguine
2016-17	Brandon Gfeller
	Fabijan Krslovic
	Jack Lopez
	Michael Oguine
	Jared Samuelson
2015-16	Brandon Gfeller
	Fabijan Krslovic
	Jack Lopez
	Michael Oguine
2014-15	Brandon Gfeller
	Jordan Gregory
	Fabijan Krslovic
2013-14	Brandon Gfeller
	Jordan Gregory
2012-13	Jordan Gregory
	Mathias Ward
	Jake Wiley
2011-12	Keron DeShields
	Jordan Gregory
	Mathias Ward
	Jordan Wood
2010-11	Jordan Wood
	Mathias Ward
2009-10	Ryan Staudacher
	Mathias Ward
2008-09	Jordan Hasquet
	Anthony Johnson
	Kyle Sharp
	Ryan Staudacher
2007-08	Jordan Hasquet
	Brian Qvale
	Ryan Staudacher
2006-07	Gus Chase
	Bryan Ellis
	Jordan Hasquet
2005-06	Kevin Criswell
	Bryan Ellis
	Jordan Hasquet
	Kyle Sharp

2004-05	Brian Lynch
2003-04	Brent Cummings
	Brian Lynch
2001-02	Brent Cummings
	Travis Greenwalt
2000-01	Jared Buckmaster
	Brent Cummings
	Travis Greenwalt
1999-00	Jared Buckmaster
	Mike Warhank
	Matt Williams
1998-99	Jared Buckmaster
	Travis Greenwalt
	Nate Sil
	Kasey Williams
	Matt Williams
1997-98	Mat Seidensticker
	Nate Sil
1996-97	Brandon Dade
	Ryan Dick
	Mat Seidensticker
1995-96	Shane Belnap
	Ryan Dick
	Mat Seidensticker
1994-95	Shane Belnap
	Jeremy Lake
	Chris Spoja
1993-94	Brandon Dale
	Gary Kane
	Jeremy Lake
	Shawn Samuelson
	Chris Spoja
1992-93	Gary Kane
	Jeremy Lake
1991-92	Daren Engellant
	Gary Kane
	Matt Kempfert
	Jeremy Lake
1990-91	Daren Engellant
	Gary Kane
1989-90	Daren Engellant
1988-89	Daren Engellant
	Andy Woods
1987-88	Roger Fasting
1986-87	Scott Zanon
1985-86	Larry Krystkowiak
	Scott Zanon
1984-85	Larry Krystkowiak
	Scott Zanon
	Bruce Burns
1983-84	Larry Krystkowiak
1982-83	Marc Glass



**PROUD SPONSOR OF
UNIVERSITY OF MONTANA
BASKETBALL**

*Good Luck
Grizzlies!*



At Builders FirstSource, We'll turn your dream home into a reality. We have the quality products you demand and the service you require – assisting you with everything from decking and cabinets, door and windows to siding to roofing. We bring expertise to your total project, not just a single task. We offer quality products to meet your budget. Our team of professionals can help make your home energy-efficient, beautiful and unique.

Visit one of your area locations or at www.probuild.com.

BILLINGS

542 MAIN STREET
406.252.9395

GREAT FALLS

826 NW BYPASS
406.761.0601

BUTTE

2805 LEXINGTON AVE
406.494.7600

MILES CITY

819 WASHINGTON
406.232.2208

HELENA

1000 E LYNDAL AVE
406.442.7110

HAVRE

2225 E 1ST STREET
406.265.5851

GLENDIVE

23 HIGHWAY 16
406.365.3511

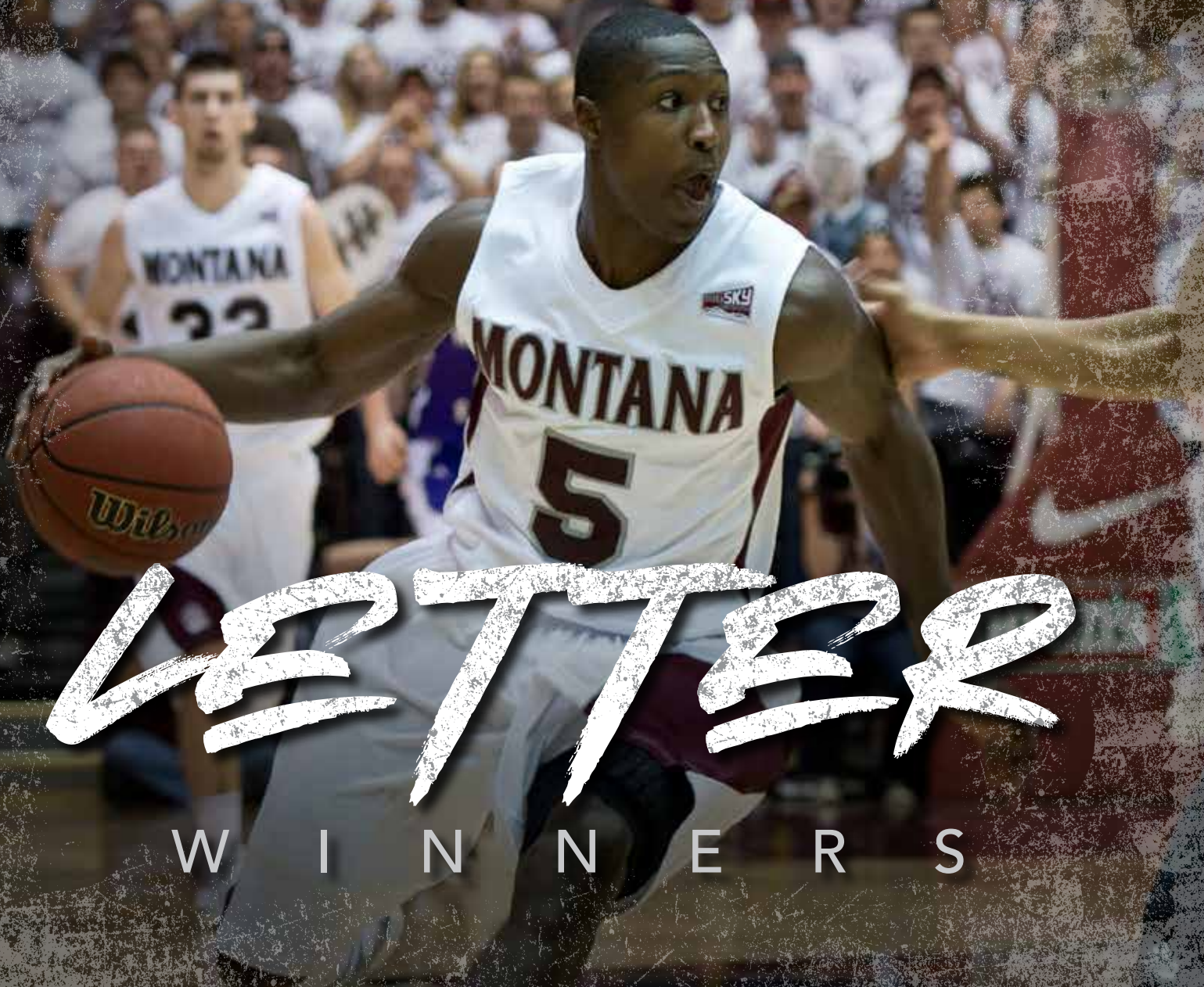
KALISPELL

41 W RESERVE DRIVE
406.752.9699

SIDNEY

100 14TH STREET SE
406.433.2012

LETTER WINNERS



LETTERS

WINNERS

LETTER WINNERS

* Denotes total letters won

Player is listed the first year he earned a letter. Second column is player's hometown.

If any players have been omitted or if there are questions regarding letters won, please contact UM Sports Information at (406) 243-6899.

1903-04

Fred Dion* Unknown
Elmer Johnson* Missoula
Floyd Hardenburgh* New Chicago
Roy McPhail*** New Chicago
Lawrence Goodbourne* Missoula
Joseph Farrell*** Missoula
King Garlington* Missoula

1905-06

Ralph Gilham** Townsend
DeWitt Smith* New Chicago
Edward Wenger*** Anaconda

1906-07

Arthur Bishop** Missoula
James Flaherty* Bozeman
Ray Hamilton*** Missoula
Eugene McCarthy* Townsend
Ewing Montgomery* Anaconda

1907-08

George Little** Missoula
Emmitt Ryan** Valier

1911-12

Daniel O'Connor* Darby
Patrick McCarthy* Missoula
John Sheedy* Missoula
Roy Weidman* Pony
Kenneth Wolfe* Butte
Fred Whistler* Missoula

1912-13

Edwin "Red" Cummins*** Helena
Sam Denhart* Denton
Norman "Peter" Streit** Missoula
Harry Tabor* St. Ignatius

1913-14

Sam Crawford** Big Timber
Stuart McHaffie* Missoula
Ernest Prescott*** Missoula
Ray Ricketts* Paola, Kan.
Phillip Sheridan** Paola, Kan.

1914-15

Earl Clark* Everett, Wash.
Max Flint* Unknown
Alfred Robertson** Minn

1915-16

Maurice Dietrick* Helena
Frank Dreis* Helena
Claude McQuarrie** Missoula

1916-17

Frank Johnson* Helena
Alden Jones* Missoula
William Larkin*** Red Lodge
Richie Newman* Helena
Floyd Sailor** Havre
Lawson Sanderson* Shelton, Wash.

1917-18

Christian Bentz* Aberdeen, SD
George Crouch* Missoula
Stephen Sullivan*** Butte

1919-20

Ronald Ahearn*** Anaconda
William Walterskirchen* Missoula

1920-21

Harry Adams* Aberdeen, Wash.
Harold Baird** Missoula
Harvey Elliott* Missoula
Lawrence Higbee* Missoula
Oscar Levin* Little Falls, Minn.

1921-22

Kirk Badgley** Iola, Kan.
Ronald McDonnell** Big Timber
Gilbert Porter** Stevensville
Alva Straw* Forsyth
Gordon Tanner*** Miles City

1922-23

George "Jiggs" Dahlberg*** Butte
Oscar Dahlberg*** Butte
Edward Thorson* Valley City, N.D.

1923-24

Force Baney*** Libby
Albert Berg** Helena
John Carney** Springdale
Edward "Ted" Illman*** Missoula
Fred Sterling** Missoula

1924-25

Clarence Coyle*** Alberton
William "Wild Bill" Kelly** Missoula
Russell Sweet*** Miles City

1925-26

Sam Kain*** Helena
Cloyce Overturf** Darby

1926-27

Lester Graham** Columbus
Horatio Kilroy** Butte
Steiner Larson* Anaconda
Jacob Miller* Columbus
Louis Wendt*** Missoula

1927-28

James L. Brown** Mondovi, Wis.
Edward Chinske*** Michigan City, Ind.
Raymond Lewis* Butte
Karl Rankin*** Hardin
Harold "Ted" Rule** Deer Lodge

1928-29

John Lewis** Billings
William Rohlf** Salem, S.D.

1929-30

George Carey** Wolf Point
Jack Doherty** Butte
Glenn Lockwood*** Missoula
Clifton Rohlf** Salem, N.D.

1930-31

Lloyd Andrews** Big Timber
Richard Fox** Billings
Everett Logan** St. Regis
Donald Stocking* Helena
Frank Thrailkill* Missoula

1931-32

Alfred Dahlberg*** Butte
William Erickson*** Butte
David Fitzgerald** Livingston
Dale Hinman** Greybull, Wyo.
James Jones* Bemidji, Minn.
Chalmer Lyman* Helena
Henry Murray* Missoula
Louis Steensland* Big Timber

1932-33

James G. Brown*** Butte
Albert Heller*** Twin Bridges
William Hileman*** Whitefish
Donald Halloway*** Townsend
Jack McDonald* Livingston
Naseby Rhinehart, Sr.*** Milwaukee, Wis.

1933-34

Henry Blastic*** Chicago, Ill.
Charles Flanagan* Great Falls
Linwood Reynolds* Butte

1934-35

Walter Keithley** Miles City
Raymond Stevens** Forsyth

1935-36

Douglas Brown* Butte
Paul Chumrau*** Anaconda
Marvyn Glover* Big Lake, Texas
Charles Miller*** Anaconda
Thomas Mitchell* Dayton, OH
Robert Thompson*** Anaconda

1936-37

Donald Holmquist* Whitefish
William Lazetich*** Anaconda
Joeseph Mariana** Miles City
Robert Robinson** Kalispell
James Seyler*** Twin Bridges
Thomas Tobin* Miles City

1937-38

Arthur Merrick*** Great Falls
Frank Nugent** Miles City
Bernard Ryan*** Livingston
Gordon Shields** Great Falls
Donald Sundquist** Great Falls

1938-39

Rae Greene*** Chicago, Ill.
 William Hall*** Sioux Falls, S.D.
 Edward Hudacek** Wheeling, W.Va.

1939-40

Henry Dahmer** Havre
 Eugene Clawson*** Missoula
 William DeGroot*** Billings
 Charles "Bill" Jones*** Livingston
 Eso Naranche*** Butte

1940-41

Charles "Chuck" Burgess*** Dillon
 Earl Fairbanks* Dillon
 Allen McKenzie*** Phillipsburg
 Gordon Nordgren* Missoula
 Jack Swarhout* Prosser, Wash.
 Joseph Taylor*** Chicago, Ill.

1941-42

John "Jack" Burgess** Missoula
 Russell Edwards* Missoula
 Harry Hesser** Whitehall
 Paul Nicholas* Hayes, Kan.

1942-43

Richard Bowman* Casper, Wyo.
 Ray Krone* Hardin
 Ray Rieder* Valier
 Arnold Scott* Plains

1943-44

John Bellusci* Missoula
 Richard Boese* Richey
 John Bulin* Great Falls
 Gasper Cornell* Missoula
 Vernell Fisher** Fort Benton
 Ted Greeley** Great Falls
 William Jesse* Missoula
 George VanDelinder Belgrade

1944-45

Kenneth Drahos* Puyallup, Wash.
 Max French* Gardiner
 William Hinrichs* Havre
 Arthur Jacobson* Missoula
 James Lucas* Miles City
 Donald McDonald* Miles City
 Edison McGarry* Butte
 Robert Phillips* Lewistown
 Sam Phillips* Lewistown

1945-46

Duane Baracker* Poplar
 John Cheek*** Dillon
 Dale Clawson* Missoula
 John Holding**** Missoula
 Ainer Larson* Anaconda
 Daniel Marankovich**** Anaconda
 Charles Moses*** Midwest, Wyo.
 Don Peterson* Cut Bank
 Ralph Peterson* Great Falls
 Richard Pew* Missoula
 Louis Rocheleau**** Missoula
 Don Schwend* Bridger
 Tom Selstad**** Great Falls

1946-47

Ray Bauer*** Great Falls
 Richard Carstensen**** Helena
 Robert Cope**** Missoula
 Charles Davis**** Dillon
 James Graham**** Columbus
 John "Gus" Nash* Missoula

1947-48

Rudy Collins* Florence
 John Eaheart*** Missoula
 Burt Thompson** Spokane, Wash.

1948-49

Mike Dudik* Endicott, N.Y.
 Tom Kingsford* Missoula

1949-50

Richard Anderson** Hamilton
 Joe Brennan* Helena
 Robert Byrne*** Billings
 Robert Hasquet** Shelby
 Jack Luckman**** Glasgow
 Robert Sparks*** Missoula
 Walter Stockhoff* Jersey City, N.J.

1950-51

Richard Gunlikson* Shelby
 Dale Johnson*** Missoula
 Donald Lucas* Miles City
 Harold Maus* Hamilton
 Vernon Powell* Florence
 Harold Sherbeck** Big Sandy
 Paul Wold* Laurel

1951-52

Edward Anderson*** Missoula
 Harold Bellis* Helena
 Richard Johnson*** Helena
 James McNaney** Miles City
 Frank Nickel** Billings
 Richard Trinastich** Great Falls

1952-53

Jack Coppedge* Polson
 Pat Curran* Minneapolis, Minn.
 Edward Fine*** Kalispell
 George Samuelson*** Glendive

1953-54

David Adams** Midwest, Wyo.
 Edward Argenbright*** Cut Bank
 Eddie Berquist*** Billings
 Kenneth Byerly* Lewistown
 Gary Jystad** Kalispell
 Harold Winterholler** Worland, Wyo.

1954-55

Maury Colberg** Billings
 Alan Dunham*** Shelby
 Ray Howard*** Helena
 Jerry Johnson* Lewistown
 Merritt Monson* Bozeman
 Rudolph Rhodes*** Kalispell

1955-56

Harold Erickson*** Sioux Falls, S.D.
 Thomas Jensen* Michigan City, Ind.
 Robert Powell* Missoula
 Naseby Rhinehart, Jr.* Missoula
 Russell Sheriff*** Helena

1956-57

Forrest Cox, Jr.** Missoula
 James Powell** Missoula
 Clarence Waters** Newton, Kan.

1957-58

Dan Balko*** Great Falls
 Darroll Dunham** Shelby
 Joe Johnstone*** Deer Lodge
 Tom McEachron* Santa Maria, Calif.
 David Shelby** Albany, Ore.
 Marvin Suttles** Chicago, Ill.

1958-59

Mike Allen* Cut Bank
 Gale Henrickson* Spokane, Wash.
 Vince Ignatowitz** Elizabeth, N.J.
 John Lands** Baton Rouge, La.
 Paul Miller** Newton, Kan.
 Kay Roberts*** Newton, Kan.
 Duane Rueggsegger** Billings
 Terry Screnar** East Helena

1959-60

Blaine Hendricks*** Missoula
 Robert O'Billovich*** Butte
 Ronald Quilling*** Sidney
 Daniel Sullivan*** Butte

1960-61

Richard Held* Butte
 Steve Lowry*** Red Lodge
 Ray Lucien*** Baton Rouge, La.
 Larry Riley* Roundup

1961-62

Tim Aldrich*** Missoula
 Harold Fullerton*** Ronan
 Keith Law*** Bourbonnais, Ill.
 Harold Peterson*** Kankakee, Ill.

1962-63

Bruce Denison** Missoula
 Rocky Greenfield* Missoula
 David Hilger* Dillon
 Donald Morrison* Troy
 William Rice*** Chadron, Neb.
 Francis Ricci* Livingston
 Jay Sumner* Livingston

1963-64

Ronald Harper* Sidney
 Gary Meggellin** Chula Vista, Calif.
 Gary Peck*** Libby
 Michael Persha** Red Lodge
 James Pramenko* Missoula
 John Quist*** Cut Bank

LETTER WINNERS

1964-65

Wade Hughes** South Bend, Ind.
 Jon King* Cut Bank
 Ed Samelton** South Bend, Ind.
 Tom Schilke** Racine, Wis.
 Glenn Smith* Missoula
 William Sullivan** Anaconda
 Gene Williams** Pekin, Ill.

1965-66

Dennis Biletnikoff** Chula Vista, Calif.
 Norman Clark** Milwaukee, Wis.
 Arthur Davis* Los Angeles, Calif.
 Greg Hanson*** Missoula
 John "Doc" Holliday* Charlottesville, Ind.
 Lee Levknecht* Kimberly, Wis.
 Gordie Zillges* Kimberly, Wis.

1966-67

Steve Brown*** Corvallis
 Ken Conrad* East Peoria, Ill.
 Donald Durgin* Las Vegas, Nev.
 Sid Hudson* Ft. Pierce, Fla.
 Rick Johntson* Albuquerque, N.M.
 Don Parsons** Richland, Wash.

1967-68

Mark Agather** Libby
 Max Agather** Libby
 John Cheek, Jr.* Anaconda
 Ray Dirindin** Lowell, Ind.
 Dave Gustafson*** Vaughn
 Tom Jones* Edina, Minn.
 Ron Moore** Indianapolis, Ind.
 Sidney Rhinehart*** Missoula
 Stan Yoder* Fort Wayne, Ind.

1968-69

James Clawson** Missoula
 Michael Heroux*** Menasha, Wis.
 Harold Ross* Seattle, Wash.
 Don Wetzel*** Cut Bank
 George Yule** Newport Beach, Calif.

1969-70

Willie Bascus*** Brawley, Calif.
 Howard Clark** Kansas City, Mo.
 John Harrell* Hamilton, Ohio
 Ray Howard*** Great Falls
 Lonzo Lewis** Rockford, Ill.

1970-71

Larry Chapman* Norfolk, Neb.
 Kirk Johnson* Helena
 Michael Judd* Butte
 Jeff Nord* Missoula
 Earl Tye*** Central Point, Ore.
 Michael Vernon** Oakland, Calif.
 James Walker* Livingston

1971-72

Chris Anderson** Olympia, Wash.
 Scott Hollenbeck*** Spokane, Wash.
 Mike Hubbard* Seattle, Wash.
 Blake Lyman** Missoula
 Mike Murray** Seattle, Wash.
 Dale Parker** Galeton, Colo.
 Kevin Rocheleau*** Missoula
 Robin Selvig*** Outlook
 Clarence Walker* Calipatria, Calif.
 Virgil Owens* Seattle, Wash.

1972-73

Eric Hays*** Junction City, Ore.
 Ken McKenzie*** Port Coquitlan, B.C.
 Dennis Murphy*** Ronan
 Mark Nord*** Missoula
 Tom Peck*** Libby
 Don Ryan*** Great Falls
 Larry Smedley*** Vancouver, Wash.

1973-74

Tim Blaine*** Albany, Ore.
 Ben DeMers*** Missoula
 Pat Dolezal* Harlem
 Rick McGinnis** Missoula
 Tim Stambaugh*** Portland, Ore.

1974-75

Jim Darby* Vancouver, B.C.
 Steve DeMers* Missoula
 Chris Powers* Kettering, Ohio
 Mark Reich** Missoula
 Michael J. Richardson*** Denver, Colo.
 Michael R. Richardson*** Denver, Colo.
 Jim Swain* Billings

1975-76

Craig Henkel**** Libby
 Jim Malloy** Malta
 Allan Nielsen*** Westby
 Kirk Rocheleau** Missoula
 Charlie Yankus**** Medical Lake, Wash.

1976-77

Greg Bauska* Kalispell
 Bill Hansen* Morris, N.Y.
 John Stroeder**** Port Townsend, Wash.

1977-78

Rod Brandon**** Norwalk, Calif.
 Tim McCauley*** Sun Prairie, Wis.
 Blaine Taylor**** Missoula
 Craig Zanon**** Kalispell
 Rick Zanon** Kalispell

1978-79

Marty Green*** Missoula

1979-80

Jim Caler**** Lakewood, Colo.
 Greg Crutcher* Cincinnati, Ohio
 Richie Edwards* New York, N.Y.
 Dave Johnson** Rowland Heights, Calif.
 Tim Knight** Riverside, Calif.
 Craig Larsen**** Aurora, Colo.
 Brian Morris**** Missoula
 Derrick Pope**** Aurora, Colo.

1980-81

Ron Brumfield** San Jose, Calif.
 Marc Glass**** Battleground, Wash.
 Rob Hurley**** Anaconda
 D.J. Johnson*** Los Angeles, Calif.
 Doug Selvig**** Outlook

1981-82

John Bates**** Corvallis, Ore.
 Bruce Burns*** Pittsburg, Calif.
 Larry Krystkowiak**** Missoula
 Larry McBride**** Anchorage, Alaska
 Leroy Washington**** Long Beach, Calif.

1982-83

John Boyd**** Seattle, Wash.
 Scott Zanon**** Kalispell

1983-84

Todd Powell**** Corvallis, Ore.
 Steve Vanek**** Warren, Ore.

1984-85

Herb Jones* Spanaway, Wash.
 (Letter given posthumously)

1985-86

K.C. McGowan**** Missoula
 Marc Murphy* Butte
 John Reckard**** Keenesburg, Colo.
 Tony Reed**** Anchorage, Alaska
 Wayne Tinkle**** Spokane, Wash.

1986-87

Mike Ahlers** Tacoma, Wash.
 Mike Boken*** Los Angeles, Calif.
 Nate DuChesne*** Snohomish, Wash.
 Mark Schultz** Spokane, Wash.

1987-88

Roger Fasting**** Glendive
 Kevin Harris* Sumner, Wash.
 Kevin Hood* Canton, Ohio
 Eric Jordan**** Inglewood, Calif.
 Tom Lytle*** Salt Lake City, Utah

1988-89

Daren Engellant**** Geraldine
 Ossie Young** Oklahoma City, Okla.
 Andy Woods* Richmond, Calif.

1989-90

Al Brown* Berkeley, Calif.
 Keith Crawford*** Long Beach, Calif.
 Kevin Kearney** Kansas City, Mo.

1990-91

Nate Atchison** Milwaukee, Wis.
 Delvon Anderson** San Francisco, Calif.
 Gary Kane**** Butte
 Josh Lacheur**** Sacramento, Calif.

1991-92

Travis DeCuire*** Seattle, Wash.
 Don Hedge** Langston, Okla.
 Matt Kempfert**** Missoula
 Jeremy Lake**** Lambert
 Anthony Mayfield* Lafayette, La.

1992-93

Guy Bonner* St. Louis, Mo.
 Nate Covill**** Long Beach, Calif.
 Israel Evans* Georgetown, S.C.
 Paul Perkins** Pasadena, Calif.
 Shawn Samuelson**** Broadus
 Kirk Walker**** Darby

1993-94

Brandon Dade**** Los Angeles, Calif.
 Marcus Knox* Milwaukee, Wis.
 Chris Spoja**** Helena

1994-95

Shane Belnap** Hooper, Utah
 J.R.Camel*** Missoula
 Ryan Dick**** Missoula
 Bob Olson**** Butte

1995-96

Eric Bowie**** Kansas City, Mo.
 Mat Seidensticker**** Shelby
 Brent Smith** Walnut Creek, Calif.

1996-97

Don Carter* Corbett, Ore.
 Dominique Davis**** San Jose, Calif.
 Mike Warhank**** Great Falls

1997-98

Jared Buckmaster**** Beaverton, Ore.
 Corey Reiser** West Valley, Utah
 Nate Sil** Missoula
 Kasey Williams**** Missoula

1998-99

Shane Christensen**** Las Vegas Nev.
 Jason Collins* Minneapolis, Minn.
 Travis Greenwalt**** Spangle, Wash.
 Kyle Keyes** Kirkland, Wash.
 Ryan Slider** Tigard, Ore.
 Matt Williams** Santa Barbara, Calif.

1999-00

Mike Card* Calgary, Alberta
 Dan Carter* Medford, Ore.
 Brent Cummings**** Pullman, Wash.
 Gary Lynch* Great Falls
 Zoran Milosavljevic** Trstenik, Serbia
 Sam Riddle*** Missoula

2000-01

Spencer Allred* Grantsville, Utah
 Deldre Carr* Las Vegas, Nev.
 Ryan Pederson**** Minneapolis, Minn.
 Jake Stuart* Gildford
 Dan Trammel** Pittsburg, Calif.

2001-02

David Bell** Oakland, Calif.
 Marcus Rosser** Philadelphia, Pa.
 Victor Venters**** Richmond, Calif.

2002-03

Mike Chavez*** Heart Butte
 Kevin Criswell**** Colstrip
 Corey Easley*** Rosemount, Minn.
 Steve Horne** Pensacola, Fla.
 Derrick Mansell** Costa Mesa, Calif.
 Chris McKay*** Victoria, B.C.

2003-04

Roy Booker* Portageville, Mo.
 Kamarr Davis** Milwaukee, Wis.
 Matt Dlouhy**** Coeur d'Alene, Idaho
 Brian Lynch** Great Falls
 John Seyfert** Stevensville
 Jon Wilkins* Phoenix, Ariz.

2004-05

Lamar Farr* Beloit, Wis.
 Matt Martin**** Spearfish, S.D.
 Virgil Matthews** Spanaway, Wash.
 Richard Stapleton* Marietta, Ga.
 Andrew Strait**** Yakima, Wash.
 Nick Thierry* Beaverton, Ore.

2005-06

Bryan Ellis** Detroit, Mich.
 Jordan Hasquet**** Missoula
 Stuart Mayes** Elkhart, Inc.
 Kyle Sharp**** Hollister, Calif.
 Greg Spurgetis** Spokane, Wash.
 Austin Swift* Santa Cruz, Calif.

2006-07

Cameron Rundles** Minneapolis, Minn.
 Ryan Staudacher*** Kirkland, Wash.
 Dave Vanderjagt** Townsville, Australia

2007-08

Ceylon Elgin-Taylor** Los Angeles, Calif.
 Zack Graves* Sacramento, Calif.
 Brian Qvale**** Williston, N.D.

2008-09

Vassy Banny** Ivory Coast, Africa
 Anthony Johnson** Tacoma, Wash.
 Jack McGillis** Missoula
 Derek Selvig**** Glendive
 Shawn Stockton**** Spokane, Wash.
 Michael Taylor** Brewster, Wash.

2009-10

Will Cherry**** West Oakland, Calif.
 Mathias Ward**** Gig Harbor, Wash.
 Reason Young* Washington, D.C.

2010-11

Chase Adams* Tucson, Ariz.
 Vaughn Autry* Los Angeles, Calif.
 Eric Hutchison**** Longview, Wash.
 Kareem Jamar**** Venice, Calif.
 Billy Reader** Lake Oswego, Ore.
 Art Stewart** Casper, Wyo.
 Jordan Wood** Cedar City, Utah

2011-12

Keron DeShields*** Baltimore, Md.
 Jordan Gregory**** Pueblo, Colo.
 Kevin Henderson** Auburn, Wash.
 Mike Weisner**** Walla Walla, Wash.

2012-13

Spencer Coleman** Eugene, Ore.
 Nick Emerson** Columbia Falls
 Andy Martin** Casper, Wyo.
 Jake Wiley* Newport, Wash.
 Morgan Young** Lustre

2013-14

Riley Bradshaw*** Corvallis
 Mario Dunn**** Oakland, Calif.
 Brandon Gfeller**** Colfax, Wash.
 Chris Kemp** Baltimore, Md.
 Jack Lopez**** Woronora, Australia

2014-15

Martin Bruenig** Leverkusen, Germany
 Fabijan Krslovic**** Abbotsbury, Australia
 Daniel Nwosu* Ottawa, Ontario

2015-16

Brayden Boehning* Glendive
 Gavin DeJong* Manhattan
 Bobby Moorehead**** Tacoma, Wash.
 Michael Oguine**** Los Angeles, Calif.
 Walter Wright** Waterbury, Conn.

2016-17

Sayeed Pridgett**** Oakland, Calif.
 Ahmaad Rorie*** Tacoma, Wash.
 Jared Samuelson** Billings

2017-18

Jamar Akoh** Rancho Cucamonga, Calif.
 Admir Besovic* Sarajevo, Bosnia and Herzegovina
 Niko Bevens* Beaverton, Ore.
 Lars Espe* Bergen, Norway
 Timmy Falls*** Dublin, Calif.
 Karl Nicholas* Pearland, Texas
 Trever Spoja* Billings

2018-19

Mack Anderson** Bozeman
 Freddy Brown* Seattle, Wash.
 Ben Carter* Adelaide, Australia
 Donaven Dorsey* Lacey, Wash.
 Kelby Kramer* Rock Springs, Wyo.
 Kendal Manuel** Billings

2019-20

Derrick Carter-Hollinger* San Diego, Calif.
 Eddy Egun* Woodland Hills, Calif.
 Kyle Owens* Calabasas, Calif.
 Yagizhan Selcuk* Istanbul, Turkey
 Josh Vazquez* Torrance, Calif.

FORWARD PROGRESS.

2020 SILVERADO. THE STRONGEST,
MOST ADVANCED SILVERADO EVER.



FIND NEW ROADS™

CHEVROLET



MONTANA
CHEVY DEALERS

MontanaChevyDealers.com

CORWIN MOTORS
KALISPELL

DON "K" CHEVROLET
WHITEFISH

KARL TYLER CHEVROLET
MISSOULA

RONAN CHEVROLET
RONAN



PROUD SPONSORS OF THE
UNIVERSITY OF MONTANA GRIZZLIES



COACHING

H I S T O R Y

COACHING HISTORY



FRED W. SCHULE
1905-1907



ALBION FINDLEY
1907-1909



ALBERT N. WHITLOCK
1911-1912



W.W.H. MUSTAINE
1912-1914



JERRY NISSEN
1914-1918



BERNIE BIERMAN
1919-1922



J.W. STEWARD
1922-1932



A.J. LEWANDOWSKI
1932-1937



JIGGS DAHLBERG
1937-1942, 1944-1955



**CLYD CARPENTER/
ED CHINSKE**
1942-1943



ED BUZZETTI
1943-1944



FROSTY COX
1955-1962



RON NORD
1962-1968

COACHING HISTORY



BOB COPE
1968-1970



LOU ROCHELEAU
1970-1971



JUD HEATHCOTE
1971-1976



JIM BRANDENBURG
1976-1978



MIKE MORRILL
1978-1986



STEW MORRILL
1986-1991



BLAINE TAYLOR
1991-1998



DON HOLST
1998-2002



PAT KENNEDY
2002-2004



LARRY KRYSKOWIAK
2004-2006



WAYNE TINKLE
2006-2014



TRAVIS DECUIRE
2014-Present

COACHING RECORDS

NO COACH LISTED

1901-02	0	1	.000
1902-03	1	1	.500
1903-04	1	0	1.00
1904-05	(no team)		
Total	2	2	.500

FRED W. SCHULE

Alma Mater: Wisconsin

1905-06	4	2	.667
1906-07	2	2	.500
Total	6	4	.600

ALBION G. FINDLEY

Alma Mater: Wisconsin

1907-08	6	3	.667
1908-09	(no scores listed)		
Total	6	3	.667

1909-10	(no team)		
1910-11	(no team)		

ALBERT N. WHITLOCK

Alma Mater: Kentucky

1911-12	1	6	.143
Total	1	6	.143

W. W. H. MUSTAINE

Alma Mater: Kentucky

1912-13	5	3	.625
1913-14	3	8	.273
Total	8	11	.421

JERRY NISSEN

Alma Mater: Washington State

1914-15	4	6	.400
1915-16	7	3	.700
1916-17	4	11	.267
1917-18	6	6	.500
Total	21	26	.447

1918-19 (no team – World War I)

BERNARD BIERMAN

Alma Mater: Minnesota

1919-20	6	9	.400
1920-21	12	8	.600
1921-22	14	7	.667
Total	32	24	.571

J.W. STEWART

Alma Mater: Geneva College

1922-23	7	14	.333
1923-24	7	8	.467
1924-25	9	10	.474
1925-26	5	10	.333
1926-27	5	11	.313
1927-28	6	8	.429
1928-29	9	11	.450
1929-30	13	9	.591
1930-31	10	12	.455
1931-32	6	14	.300
Total	77	107	.418

Celebrate after the game!



GREAT FOOD AND BEER SERVED DAILY

Join us for Brunch & Bloody Marys every weekend!

231 W. Front St. Downtown Missoula

COACHING RECORDS

A.J. Lewandowski

Alma Mater: Nebraska			
1932-33	8	11	.421
1933-34	16	9-1	.615
1934-35	6	18	.250
1935-36	13	11	.542
1936-37	14	12	.538
Total	57	61-1	.479

George "Jiggs" Dahlberg

Alma Mater: Montana			
1937-38	9	18	.333
1938-39	17	13	.567
1939-40	17	8	.680
1940-41	13	15	.464
1941-42	14	10	.583
Total	70	64	.525

Clyde Carpenter/Ed Chinske

Alma Maters: Montana			
1942-43	15	9	.625
Total	15	9	.625

Ed Buzzetti

Alma Mater: Montana			
1943-44	2	10	.167
Total	2	10	.167

George "Jiggs" Dahlberg

1944-45	7	22	.241
1945-46	14	16	.467
1946-47	12	16	.429
1947-48	21	11	.656
1948-49	12	13	.480
1949-50	27	4	.871
1950-51	12	19	.387
1951-52	12	14	.462
1952-53	14	11	.560
1953-54	8	19	.296
1954-55	12	14	.462
Total	151	159	.483

Forrest "Frosty" Cox

Alma Mater: Kansas			
1955-56	14	12	.538
1956-57	13	9	.591
1957-58	12	10	.545
1958-59	10	14	.417
1959-60	7	17	.292
1960-61	14	9	.609
1961-62	10	14	.417
Total	80	73	.573

Ron Nord

Alma Mater: Wisconsin			
1962-63	6	18	.250
1963-64	6	17	.261
1964-65	11	15	.423
1965-66	14	10	.583
1966-67	6	18	.250
1967-68	8	17	.320
Total	51	95	.349

Bob Cope

Alma Mater: Montana			
1968-69	9	17	.346
1969-70	8	18	.308
Total	13	34	.327

Lou Rocheleau

Alma Mater: Montana			
1970-71	9	15	.375
Total	9	15	.375

Jud Heathcote

Alma Mater: Washington State			
1971-72	14	12	.538
1972-73	13	13	.500
1973-74	19	8	.704
1974-75	21	8	.724
1975-76	13	12	.520
Total	80	53	.597

Jim Brandenburg

Alma Mater: Colorado State			
1976-77!	6	20	.231
1977-78	20	9	.690
Total	26	29	.473
!Forfeited 11 wins due to ineligible player			

Mike Montgomery

Alma Mater: Long Beach State			
1978-79	14	13	.519
1979-80	17	11	.607
1980-81	19	9	.679
1981-82	17	10	.630
1982-83	22	7	.759
1983-84	23	7	.767
1984-85	22	8	.733
1985-86	21	11	.656
Total	155	76	.669

Stew Morrill

Alma Mater: Gonzaga			
Season	W	L	PCT.
1986-87	18	11	.621
1987-88	18	11	.621
1988-89	20	11	.645
1989-90	19	10	.655
1990-91	23	9	.719
Total	98	51	.652

Blaine Taylor

Alma Mater: Montana			
1991-92	27	4	.871
1992-93	17	11	.607
1993-94	19	9	.679
1994-95	21	9	.700
1995-96	20	8	.714
1996-97	21	11	.656
1997-98	16	14	.533
Total	141	66	.680

Don Holst

Alma Mater: MSU-Northern			
1998-99	13	14	.481
1999-00	17	11	.607
2000-01	11	16	.407
2001-02	16	15	.516
Total	57	56	.504

Pat Kennedy

Alma Mater: Kings College			
2002-03	13	17	.433
2003-04	10	18	.357
Total	23	35	.397

Larry Krystkowiak

Alma Mater: Montana			
2004-05	18	13	.581
2005-06	24	7	.774
Total	42	20	.677

Wayne Tinkle

Alma Mater: Montana			
2006-07	17	15	.531
2007-08	14	16	.467
2008-09	17	12	.586
2009-10	22	10	.688
2010-11	21	11	.656
2011-12	25	7	.781
2012-13	25	7	.781
2013-14	17	13	.567
Total	158	91	.635

Travis DeCuire

Alma Mater: Montana			
2014-15	20	13	.606
2015-16	21	12	.636
2016-17	16	16	.500
2017-18	26	8	.765
2018-19	26	9	.743
2019-20	18	13	.581
Total	127	71	.641

CONTRACTORS BUILDING FOR THE FUTURE OF MONTANA



Locally Owned and Operated

Providing you: excavation, sand and gravel, ready-mix concrete, and asphalt.

(406) 728-1400

Ph: 406-728-1515
 Fax: 406-728-6257
www.4gplumbing.com

P.O. Box 17140
 5641 West Harrier
 Missoula, MT 59808



Plumbing • Commercial • Industrial • Excavation • Steam Heat
 Hot Water Heat • Chilled Water • Air Conditioning



Lynch
 Insulation

Jeff Hawkins

- o 406-728-6785
 - c 406-240-0431
 - e Jeff@lynchinsulation.com
- Lynchinsulation.com



Serving Hamilton & Missoula
 MONTANA SINCE 1979



21115 Jones Rd, Florence, MT (406) 273-2407

GO GRIZ!!!



406.543.3086 | www.peteselec.com



GRIMSLEY'S
 EXTERIORS INC.
 Allen Grimsley 406-544-3719

B&M Concrete Construction

MISSOULA MONTANA

Residential • Commercial



Charlie Buchman
 406.240.8536

Pat Mickey
 406.240.5681

Sitework • Foundations • Slabs & Decorative Concrete



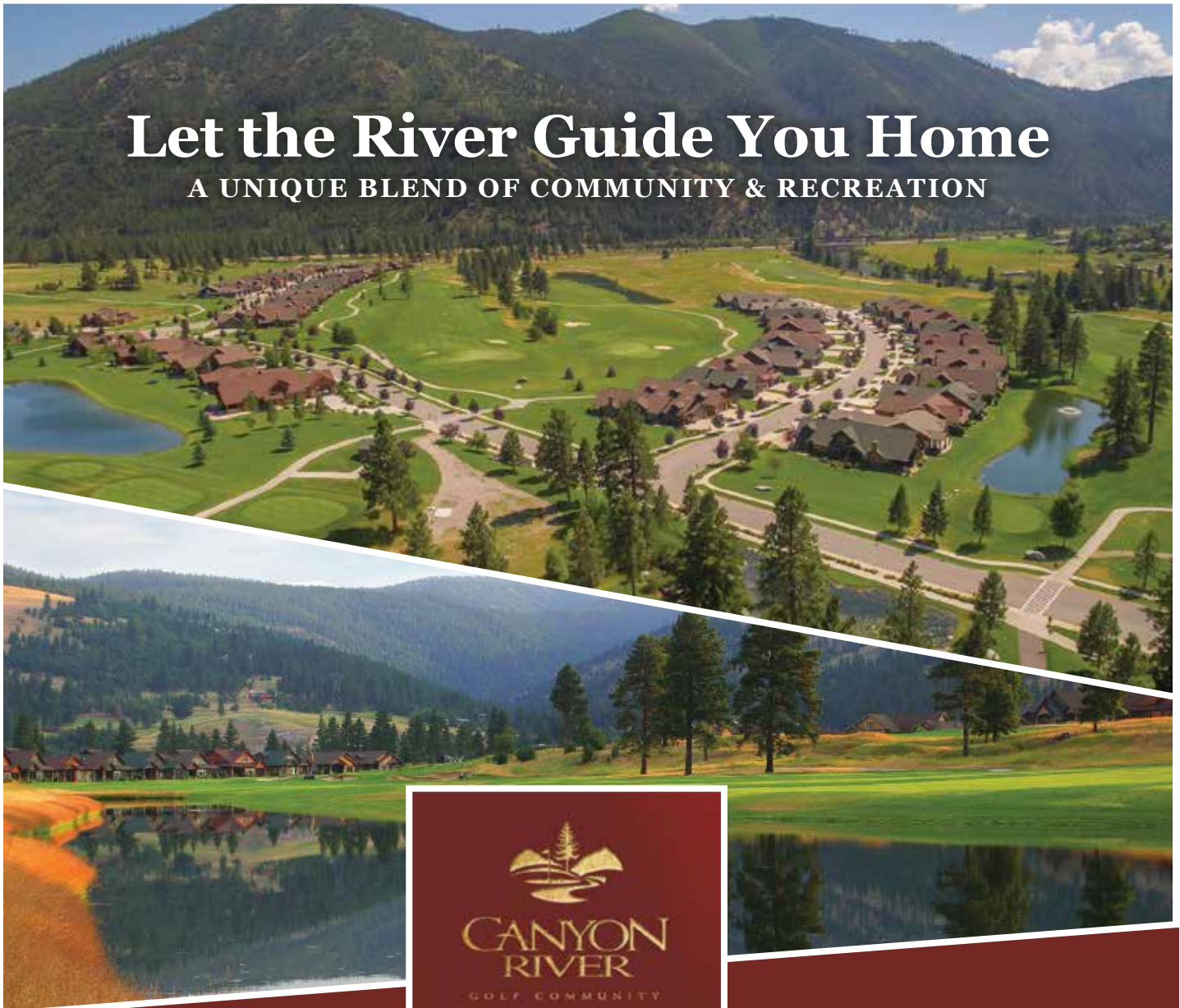
Phone: (406) 251-8025
 Fax: (406) 251-7984
drywall2@montana.com



For all of your Everyday, Seasonal and Griz Party Essentials
 2230 N. Reserve St. Missoula, MT 59808

Let the River Guide You Home

A UNIQUE BLEND OF COMMUNITY & RECREATION



A BLEND OF LUXURY, COMFORT & CONVENIENCE

- Homes designed to accommodate all lifestyles for years to come
- Limitless outdoor recreation & serenity that calls you home every day & night
- Exceptional conveniences with a sense of belonging
- Missoula, an eclectic combination of culture, arts, dining, shopping, & recreation just 10 minutes away

Contact us for additional information on current land home packages, lot availability & pricing.

CANYON RIVER PROUDLY PRESENT PHASES 6 & 7



Mary Burke Orizotti
Burke Orizotti Real Estate, Inc
Broker Owner CRS.
406.490.6061
mbosales@gmail.com



GAME-BY-GAME
HISTORY

GAME-BY-GAME

1901-02 (0-1) - No Coach Listed

Preps L, 18-11

1902-03 (1-1) - No Coach Listed

Preps & Tzi Dal Tais W, 25-19
Helena HS L, 14-12

1903-04 (1-0) - No Coach Listed

Missoula Athletic Association W, 20-0

1904-05 (no team)

1905-06 (4-2) - Fred W. Schule

YMCA W, 15-10
YMCA W, 42-8
YMCA W, 28-11
Missoula High School W, 24-10
Montana State College L, 39-32
at Montana State College L, 53-10

1906-07 (2-2) - Fred W. Schule

at Montana State College L, 43-14
at Helena Business College W, 27-17
Helena Business College W, 32-22
Montana State L, 16-15

1907-08 (6-3) - Albion Findley

All-Stars W, 46-9
All-Stars W, 81-5
Montana Wesleyan College W, 87-2
Montana School of Mines! W, 52-10
Montana State L, 25-17
Montana State L, 33-9
at Montana Wesleyan W, 44-1
at Montana School of Mines W, 26-19
Muscatine, Iowa L, 59-24
! Later became Montana Tech

1908-09 - Abion Findley

(no scores listed)

Montana Wesleyan
at Anaconda Athletic Club
at Montana State
Anaconda Athletic Club
Montana State
at Spokane Athletic Club
at Washington State College
Montana State
Montana Wesleyan

1909-11 (no team)

1911-12 (1-6) - Albert N. Whitlock

Fort Missoula W, 70-2
Montana State L, 27-17
Carroll Club L, 30-19
at Montana State L, 31-4
at Montana School of Mines L, 39-11
at Carroll Club L, 48-22
Montana School of Mines L, 30-22

1912-13 (5-3) - W. W. H. Mustaine

All Stars W, 29-8
Montana State W, 19-16
Utah L, 38-17
Carroll Club W, 43-10

at Montana State L, 23-16
Montana State (in Helena) L, 26-18
Montana School of Mines W, 47-17
Stevensville All-Stars W, 36-9

1913-14 (3-8) - W. W. H. Mustaine

Montana School of Mines W, 47-11
Montana State W, 23-21
Washington State L, 43-22
Washington State L, 70-12
at Utah State College! L, 74-31
at Utah L, 82-17
at Salt Lake City YMCA L, 45-24
at Brigham Young L, 73-17
at Pocatello Athletic Club L, 47-27
at Montana School of Mines W, 27-16
at Montana State L, 39-25

! Later became Utah State

1914-15 (4-6) - Jerry Nissen

Utah L, 35-27
Brigham Young L, 25-18
at Kalispell YMCA W, 44-18
at Washington State L, 41-24
at Washington State L, 27-22
Montana School of Mines W, 42-24
Montana State W, 33-25
at Montana State L, 29-27
Illinois Amateur Athletic Club L, 47-31
Montana Wesleyan W, 56-24

1915-16 (7-3) - Jerry Nissen

Missoula High School W, 44-25
Helena High School W, 44-17
Gonzaga W, 40-20
Gonzaga W, 36-15
Washington State L, 36-31
at Washington State W, 25-24
at Gonzaga W, 22-21
at Washington State L, 41-24
at Idaho L, 23-18
at Gonzaga W, 17-13

1916-17 (4-11) - Jerry Nissen

Whitman W, 37-27
Whitman L, 31-29
Idaho W, 24-19
Idaho W, 25-21
Oklahoma Normal College! W, 25-24
Oklahoma Normal College! L, 30-24
Montana State L, 30-5
Montana State L, 31-15
at Whitman L, 31-17
at Whitman L, 43-14
at Idaho L, 32-16
at Idaho L, 42-23
at Washington State L, 33-22
at Montana State L, 34-27
at Montana State L, 31-17

! Later became Oklahoma State

1917-18 (6-6) - Jerry Nissen

at Washington State L, 24-23
at Washington State W, 30-21
at Idaho L, 51-17

at Idaho L, 43-20
at Montana State L, 22-16
at Montana State W, 18-16
Montana State W, 30-21
Idaho L, 31-25
Idaho W, 29-28
Washington State W, 22-20
Washington State L, 15-7
Montana State W, 33-19

1918-19 (no team)

1919-20 (7-9) - Bernard Bierman

Montana Wesleyan W, 36-18
at Gonzaga W, 32-18
at Idaho L, 28-16
at Idaho L, 13-11
at Washington State L, 34-30
at Washington State L, 33-19
Montana School of Mines W, 25-18
Montana State L, 32-17
Montana State L, 19-15
Gonzaga W, 30-10
at Montana State L, 32-15
at Montana State L, 30-12
at Montana School of Mines & W, 2-0
at Montana Wesleyan W, 35-16
Idaho W, 28-26
Idaho L, 23-20
& Forfeit game by Montana School of Mines

1920-21 (12-8) - Bernard Bierman

Mount St. Charles College! W, 41-9
Stevensville Independent W, 50-5
Whitman W, 33-20
Whitman W, 30-18
Barney's Independents W, 32-10
at Montana State L, 19-18
at Montana State W, 20-5
at Washington State L, 28-24
at Idaho L, 41-13
at Idaho L, 22-15
at Whitman L, 27-22
at Whitman L, 27-23
at Gonzaga L, 26-23
at Carroll W, 54-19
at Montana School of Mines W, 24-15
at Montana School of Mines W, 36-15
Montana State W, 36-26
Montana State W, 23-19
Idaho L, 42-22
Idaho W, 38-26

! Later became Carroll College

1921-22 (14-7) - Bernard Bierman

at Whitman L, 18-17
at Whitman L, 25-15
Montana School of Mines W, 24-14
Montana Wesleyan W, 43-8
Mount St. Charles W, 30-20
Montana State W, 33-23
Montana State W, 24-17
Idaho L, 23-22
Idaho W, 26-22

at Idaho	L, 56-18
Deerlodge Athletic Club	W, 31-19
at Gonzaga	W, 24-19
at Spokane Ath. Club	L, 30-21
Gonzaga	W, 32-24
Gonzaga	W, 32-15
at Montana State	L, 30-29
at Montana State	W, 29-18
Montana School of Mines	W, 31-14
at Montana Wesleyan	W, 20-16
Mount St. Charles	W, 37-15
at Idaho	L, 42-24

1922-23 (7-14) - J. W. Stewart

at Idaho	L, 38-17
at Idaho	L, 44-17
at Washington State	L, 33-13
Washington State	L, 35-11
Washington State	L, 24-14
Mount St. Charles	W, 24-14
at Mount St. Charles	L, 27-11
at Washington State	L, 37-14
at Montana School of Mines	W, 26-16
Montana School of Mines	W, 17-11
at Montana State	L, 27-24
at Montana State	W, 30-23
Montana State	L, 20-15
Montana State	L, 25-19
Pacific	W, 27-7
Pacific	W, 15-12
at Gonzaga	L, 38-20
Gonzaga	W, 31-24
Gonzaga	L, 14-13
at Whitman	L, 19-17
at Whitman	L, 33-19

1923-24 (7-8) - J. W. Stewart

at Idaho	L, 19-9
at Idaho	L, 29-20
Idaho	W, 36-17
Idaho	W, 35-20
at Washington State	L, 28-25
at Washington State	L, 24-18
Washington State	L, 27-24
Washington State	W, 25-23
at Gonzaga	L, 30-8
Gonzaga	W, 25-20
Gonzaga	W, 32-22
Washington	L, 34-22
Washington	L, 33-31
Mount St. Charles	W, 31-16
Mount St. Charles	W, 46-16

1924-25 (9-10) - J. W. Stewart

North Dakota State	W, 25-24
Whitman	W, 33-28
Washington State	L, 28-17
Idaho	W, 31-27
at Washington	L, 39-27
at Oregon State	L, 24-22
at Oregon	L, 33-24
at Multnomah Athletic Club	W, 34-17
Gonzaga	W, 45-34

Gonzaga	W, 45-33
Montana State	W, 28-22
Montana State	L, 36-28
at Whitman	W, 33-28
at Washington State	L, 32-17
at Idaho	L, 41-16
at Gonzaga	L, 44-35
Washington	W, 33-28
at Montana State	L, 28-17
at Montana State	L, 16-15

1925-26 (5-10) - J. W. Stewart

Mount St. Charles	W, 33-21
at Washington State	L, 28-18
at Idaho	L, 19-18
at Washington	L, 28-19
at Oregon	L, 40-19
at Oregon State College	L, 31-19
at Gonzaga	L, 45-33
Oregon	L, 35-17
Washington State	W, 23-13
Gonzaga	W, 30-26
at Montana State	L, 36-23
Idaho	W, 35-24
Montana State	W, 35-31
Washington	L, 23-20
Oregon State College	L, 38-15

1926-27 (5-11) - J. W. Stewart

Butte YMCA	W, 34-31
Butte YMCA	W, 29-21
Mount St. Charles	W, 28-20
Mount St. Charles	W, 32-13
at Idaho	L, 45-19
at Washington State	L, 33-18
Washington State	L, 31-28
Montana State	L, 50-32
Oregon	L, 37-24
at Washington	L, 46-17
at Oregon State College	L, 48-35
at Oregon	L, 54-32
at Montana State	L, 51-32
Washington	L, 35-27
Oregon State College	W, 38-25
Idaho	L, 44-29

1927-28 (6-8) - J. W. Stewart

at Gonzaga	W, 28-18
at Gonzaga	W, 43-25
Washington State	W, 40-16
at Montana State	L, 77-26
Montana State	L, 52-39
at Idaho	L, 48-26
at Washington State	W, 35-30
at Washington	L, 44-24
at Oregon State	L, 31-12
at Oregon	L, 36-33
Washington	L, 51-31
Oregon State	W, 44-43
Oregon	L, 32-30
Idaho	W, 38-35

1928-29 (9-11) - J. W. Stewart

Gonzaga	W, 36-30
Gonzaga	L, 35-30
Gonzaga	W, 28-18
Montana School of Mines	W, 33-22
Montana School of Mines	W, 30-22
Washington State	L, 44-23
Montana State	L, 54-38
Idaho	L, 33-31
Oregon State	L, 29-25
Oregon	W, 29-28
at Montana State	L, 62-18
Washington	L, 42-20
at Oregon State	L, 28-26
at Oregon	L, 45-21
at Washington	L, 46-27
at Mount St. Charles	W, 30-22
at Mount St. Charles	W, 37-19
at Idaho	L, 44-31
at Washington State	W, 37-27
at Gonzaga	W, 40-35

1929-30 (13-9) - J. W. Stewart

at North Dakota State	L, 13-24
at Minnesota	L, 24-27
at North Dakota	L, 22-24
at North Dakota	L, 25-24
at Valley City Normal College!	W, 34-26
Idaho	W, 29-24
at Billings Independents	W, 34-26
Montana State	L, 45-35
Washington State	W, 54-24
Mount St. Charles	W, 41-34
Mount St. Charles	W, 63-32
at Idaho	W, 29-17
at Washington State	W, 32-23
Whitman	W, 56-33
Whitman	W, 46-38
at Montana State	L, 44-32
Gonzaga	L, 35-40
Gonzaga	W, 55-29
at Whitman	L, 37-29
at Whitman	W, 36-32
at Gonzaga	L, 29-36
at Gonzaga	W, 43-18

! Later became Valley City State

1930-31 (10-12) - J. W. Stewart

at Utah	L, 41-31
at UCLA	L, 29-28
at UCLA	L, 59-27
at USC	L, 28-21
at USC	W, 29-25
at Stanford	L, 34-33
at California	L, 37-23
at Nevada	L, 30-29
Montana School of Mines	W, 40-21
Montana School of Mines	W, 47-17
Gonzaga	W, 33-27
Gonzaga	W, 36-22
at Montana State	L, 42-34
at Montana State	W, 31-29
at Montana School of Mines	W, 47-27

GAME-BY-GAME

at Montana School of Mines	W, 49-18
Mount St. Charles	W, 59-25
Mount St. Charles	W, 41-28
at Gonzaga	L, 33-28
at Gonzaga	L, 42-18
Montana State	L, 35-24
Montana State	L, 33-31

1931-32 (6-14) - J. W. Stewart

Idaho	L, 44-41
Idaho	L, 41-27
at Washington State	L, 54-25
at Idaho	L, 49-22
Washington State	L, 52-20
Washington State	L, 60-31
Gonzaga	W, 33-27
Gonzaga	L, 41-33
at Montana State	L, 40-34
at Montana State	L, 30-20
at Washington	L, 44-16
at Washington	L, 54-29
at Whitman	L, 29-28
at Whitman	L, 38-31
at Gonzaga	W, 31-30
at Gonzaga	W, 28-27
Montana School of Mines	W, 39-29
Montana School of Mines	W, 45-36
Montana State	L, 43-37
Montana State	W, 43-30

1932-33 (8-11) - Adolphe Lewandowski

Idaho	L, 45-20
Idaho	W, 52-38
Golden Bobcats	L, 39-37
Polson Independents	W, 52-44
Meiji Univ. (Japan)	W, 67-19
Mount St. Charles	L, 39-34
Montana State	W, 44-35
Montana State	L, 63-40
at Ellensburg Normal College!	L, 39-15
at Ellensburg Normal College	L, 27-22
at Whitman	W, 55-40
at Idaho	L, 62-30
at Montana State	L, 57-30
at Montana State	W, 42-38
at Montana School of Mines	W, 56-40
at Montana School of Mines	L, 45-38
Idaho Southern Branch^	L, 45-44
Idaho Southern Branch	W, 51-34
House of David	L, 66-46

! Later became Central Washington

^ Later became Idaho State

1933-34 (16-9-1) - A. J. Lewandowski

Polson Independents	W, 34-29
at Helena All-Stars	W, 39-29
Golden Bobcats	L, 57-32
Idaho	L, 29-27
at Billings Polytechnic!	W, 52-37
at Eastern Montana Normal College^	W, 59-35
Gonzaga	W, 29-19
Montana School of Mines	W, 46-38

Ellensburg Normal College	W, 34-33
Ellensburg Normal College	L, 34-26
at Montana School of Mines	W, 47-37
at Dillon Normal College&	L, 44-35
at Idaho South Branch	W, 38-37
at Ellensburg Normal College	L, 46-24
at College of Puget Sound%	W, 40-34
at College of Puget Sound%	L, 42-39
at Washington	W, 32-29
at Washington	L, 60-24
Montana State	W, 36-33
Montana State	W, 40-38
House of David	W, 38-36
House of David	T, 31-31
at Montana State	W, 37-36
at Montana State	W, 31-23
Olson's Swedes	L, 38-17
Olson's Swedes	L, 44-43

! Later became Rocky Mountain College

^ Later became Montana State-Billings

& Later became Montana-Western

% Later became Puget Sound

1934-35 (6-18) - A. J. Lewandowski

Hamilton Lions Independents	W, 59-24
Polson Independents	W, 30-29
Golden Bobcats	L, 66-29
at Washington	L, 44-21
at Washington	L, 50-23
at Spokane Desert Independents	L, 46-21
at Washington State	L, 51-33
at Idaho	L, 44-27
at Gonzaga	L, 59-46
Montana School of Mines	W, 32-24
Idaho South Branch	L, 32-29
at Dillon Normal School	L, 44-42
at Montana State	L, 49-36
at Montana State	L, 49-23
at Dillon Normal School	L, 34-22
at Montana School of Mines	W, 43-37
Harlem Globe Trotters	L, 35-33
Gonzaga	L, 47-28
Gonzaga	W, 40-37
Ellensburg Normal College	L, 37-34
Montana State	L, 56-39
Montana State	W, 43-31
House of David	L, 31-25
House of David	L, 49-47

1935-36 (13-11) - A. J. Lewandowski

Fresno State	L, 37-25
Fresno State	W, 35-32
University Alumni	L, 49-44
Washington State	L, 42-28
Washington State	L, 53-14
at Northern Mont. Normal College!	W, 61-28
at Montana Intermountain College	W, 48-34
Dillon Normal College	W, 37-34
at Billings Polytechnic	W, 65-40
at East. Mont. Normal College	W, 77-22
Montana School of Mines	W, 51-42

North. Montana Normal College	W, 51-30
Montana Intermountain College	W, 35-32
at Gonzaga	L, 46-25
at Cheney Normal College^	L, 29-22
Billings Polytechnic	W, 49-31
Montana State	L, 55-52
Cheney Normal College	L, 31-29
Gonzaga	L, 57-52
at Montana School of Mines	L, 38-30
at Montana State	L, 41-39
at Dillon Normal College	W, 54-41
at Montana School of Mines	W, 52-26
Rustic Tavern Independents	W, 64-41
! Later became Montana State-Northern	
^ Later became Eastern Washington	

1936-37 (14-12) - A. J. Lewandowski

Polson Independents	W, 61-23
at Nebraska	L, 53-39
at Peru Teachers College!	W, 51-37
at Wabash College	L, 40-36
at Evansville College^	W, 45-37
at Purdue	L, 68-29
at Montana State	L, 60-25
at Montana State	L, 49-31
Montana School of Mines	W, 50-34
Idaho	W, 32-29
Idaho	L, 37-36
Dillon Normal College	W, 60-38
at Standard Oil of Kalispell	W, 47-34
at Whitefish Ramblers	W, 40-21
at Gonzaga	L, 42-41
at Cheney Normal College	W, 38-34
at Washington State	L, 44-38
at Dillon Normal College	W, 66-32
at Montana School of Mines	W, 35-17
Cheney Normal College	L, 46-44
Gonzaga	W, 39-35
Washington State	L, 46-30
Montana State	L, 51-46
Montana State	W, 41-36
House of David	L, 41-36
Hellers All-Stars Independents	W, 61-32
! Later became Peru State College (Nebraska)	
^ Later became Evansville	

*Our members
& staff are
proud to
support the
University of
Montana and
UM Athletics.*

GO GRIZ!


Griz



Experience the Lifestyle!

For membership information visit our website at www.missoulacountryclub.com , email us at membership@missoulacountryclub.com, or call 406-251-2404.

GAME-BY-GAME



Head Coach George "Jiggs" Dahlberg

1937-38 (9-18) - George "Jiggs" Dahlberg

Spokane Silverloafs	W, 60-37
at Great Falls JC's	W, 48-39
at Carroll	W, 65-18
at Ellensburg Normal College	W, 39-32
at Ellensburg Normal College	W, 35-33
Idaho	W, 47-38
Idaho	W, 33-32
Washington	L, 59-52
Washington	L, 58-36
at Oregon State	L, 46-36
at Oregon State	L, 43-31
at Oregon	L, 69-44
at Oregon	L, 63-49
at Idaho	L, 55-34
at Idaho	L, 48-34
at Washington State	L, 59-37
at Washington State	L, 56-30
Oregon State	L, 57-47
Oregon State	L, 37-28
Montana State	W, 55-47
Montana State	W, 55-45
Washington State	L, 53-46
Washington State	L, 63-40
at Washington	L, 42-24
at Washington	L, 54-44
at Montana State	L, 65-49
at Montana State	L, 64-60

1938-39 (17-13) - George Dahlberg

Sports Shop Independents	W, 58-29
BYU	W, 71-50
BYU	L, 54-47
at Dillon Normal College	W, 58-20
at Utah State College	L, 54-36

at Utah State College	W, 52-44
at BYU	L, 50-45
at BYU	W, 45-38
at Utah	L, 45-36
at Idaho Southern Branch	L, 30-29
at Montana School of Mines	W, 54-35
Cheney Normal College	W, 60-48
Cheney Normal College	L, 51-50
at Idaho	L, 49-44
at Idaho	L, 46-40
at Washington	L, 34-28
at Washington	L, 41-33
Gonzaga	W, 38-33
Gonzaga	W, 54-34
Washington State	L, 48-41
Washington State	W, 38-37
Idaho Southern Branch	W, 56-32
at Montana State	W, 43-37
at Montana State	L, 35-29
Mexico	W, 53-51
at Montana School of Mines	W, 64-26
at Gonzaga	W, 42-36
at Cheney Normal College	L, 49-39
Montana State	W, 66-52
Montana State	W, 65-45

1939-40 (17-8) - George Dahlberg

Concordia College (Minn.)	W, 48-42
Idaho	L, 38-26
Idaho	W, 34-33
Cheney Normal College	W, 38-30
Cheney Normal College	W, 53-47
at Washington	L, 39-34
at Washington	L, 56-43
at Washington State	L, 52-45
at Washington State	L, 57-47
at Idaho	L, 46-43
at Montana School of Mines	W, 34-27
Montana State	W, 47-37
Montana State	W, 61-41
Idaho Southern Branch	W, 42-41
Idaho Southern Branch	W, 43-39
at Cheney Normal College	W, 54-45
at Gonzaga	W, 71-58
at Gonzaga	L, 60-53
Gonzaga	W, 59-44
Gonzaga	W, 64-49
at Montana State	W, 51-41
at Montana State	W, 56-52
Wichita Independents\$	W, 36-27
Gary, Indiana Independents\$	W, 42-39
Denver Nuggets Independents\$	L, 60-36

\$ A.A.U. National Tournament, Denver, Colo.

1940-41 (13-15) - George Dahlberg

Hamline College!	L, 45-30
Washington State	L, 57-30
Washington State	L, 41-36
Willamette University	W, 57-34
at Brigham Young	L, 47-41
at Brigham Young	W, 48-44
at Miles City All-Stars	W, 69-33
at Superior Teachers College^	L, 59-39

at Minnesota	L, 53-38
at Iowa State College&	L, 41-27
at Jamestown College	L, 50-48
at North Dakota State	L, 56-43
at North Dakota	L, 39-26
at Bismark All-Stars	L, 48-34
at Washington	W, 47-41
at Washington	L, 39-31
at Montana State	W, 47-42
at Montana State	W, 50-48
Gonzaga	W, 53-43
Gonzaga	W, 49-39
at Gonzaga	L, 63-43
at Gonzaga	W, 59-49
Idaho Southern Branch	W, 59-49
Idaho Southern Branch	L, 42-41
at Idaho South Branch	W, 46-37
at Idaho South Branch	L, 42-41
Montana State	W, 59-48
Montana State	W, 47-45

! Later became Hamline University, St. Paul, Minn.

^ Later became Wisconsin-Superior

& Later became Iowa State University

1941-42 (14-10) - George Dahlberg

at Idaho	L, 49-28
at Idaho	L, 41-25
at Washington State	L, 74-45
at Washington State	L, 48-47
at Wyoming	L, 47-34
at Brigham Young	L, 46-34
Kansas State College	L, 44-34
Idaho	W, 55-35
Idaho	L, 42-29
Idaho South Branch	W, 58-39
Idaho South Branch	W, 39-35
Gonzaga	W, 73-50
Gonzaga	W, 52-31
Dillon Normal College	W, 57-40
Dillon Normal College	W, 57-35
Montana State	W, 47-44
Montana State	W, 44-43
at Cheney Normal College	W, 63-50
at Gonzaga	W, 56-51
at Gonzaga	W, 55-42
Whitman	W, 76-63
Whitman	W, 75-49
at Montana State	L, 44-30
at Montana State	L, 46-42

1942-43 (15-9) - Clyde Carpenter/

Ed Chinske

at Great Falls Air Force	W, 55-26
at Great Falls Air Force	W, 61-50
Utah	L, 55-51
Utah	W, 49-42
Utah State	W, 48-44
Idaho	L, 52-35
at Utah State	W, 44-43
at Idaho	W, 42-30
College Commandos!	W, 51-30
Idaho Southern Branch	W, 32-31

Idaho Southern Branch	W, 47-41
at Montana State	L, 56-45
at Montana State	L, 66-45
Gonzaga	W, 58-49
Gonzaga	W, 54-45
at Whitman	L, 70-66
at Whitman	W, 54-53
at Pasco Air Force Base	L, 61-49
at Gonzaga	W, 49-46
at Gonzaga	L, 63-61
Denver	W, 66-61
Denver	L, 49-47
Montana State	L, 69-59
Montana State	W, 50-48
! UM Alumni	

1943-44* (2-10) - Edward Buzzetti

Montana School of Mines	L, 49-41
Montana School of Mines	L, 51-34
at Carroll College	L, 60-34
at Carroll College	L, 56-39
at Eastern Washington College	L, 67-39
at Eastern Washington College	L, 59-44
Eastern Washington College	L, 67-41
Eastern Washington College	L, 66-46
Carroll College	L, 54-41
Carroll College	W, 43-33
Montana School of Mines	W, 55-46
Montana School of Mines	L, 55-43

* All freshman team due to World War II

1944-45 (7-22) - George Dahlberg

A.S.T.R.P. Cadets	W, 45-42
Great Falls	W, 49-43
at Gonzaga	W, 50-46
at Gonzaga	L, 33-42
at Fort George Wright (Spokane)	L, 38-43
Carroll	L, 27-59
Carroll	L, 43-57
Fort Missoula	W, 49-42
at Whitman	W, 41-40
at Whitman	L, 40-51
at McCaw Military Hospital	L, 40-49
Gonzaga	L, 39-65
Gonzaga	L, 37-57
at Montana School of Mines!	L, 28-64
at Montana School of Mines!	L, 48-57
at Carroll	L, 45-70
at Carroll!	L, 47-62
Montana State	L, 31-41
Montana State	W, 36-30
Whitman	L, 51-71
Whitman	W, 42-39
at Eastern Washington	L, 80-32
at Eastern Washington	L, 72-36
Montana School of Mines!	L, 64-54
Montana School of Mines!	L, 63-41
Eastern Washington	L, 46-27
Eastern Washington	L, 75-39
at Montana State	L, 58-33
at Montana State	L, 49-25

! Navy team

1945-46 (14-16) - George Dahlberg

Fort Missoula	L, 52-50
Butte Cheerio Club	W, 59-52
at Wyoming	L, 61-35
at Montana State	L, 42-25
Utah State	L, 37-36
Montana State	W, 46-41
at Eastern Washington	L, 53-47
at Eastern Washington	L, 56-50
at Farragut Naval Base	L, 42-37
at Farragut Naval Base	L, 44-43
at Walla Walla Air Base	L, 57-42
at Whitman	L, 45-40
at Whitman	W, 37-35
at Eastern Washington	L, 61-53
at Eastern Washington	L, 57-26
Gonzaga	W, 103-34
Gonzaga	W, 59-42
at Montana State	L, 66-51
at Montana State	L, 64-57
at Gonzaga	W, 78-52
at Gonzaga	W, 102-49
at Idaho	W, 58-57
at Idaho	L, 53-46
Whitman	W, 71-36
Whitman	W, 81-53
Farragut Naval Base	W, 69-52
Farragut Naval Base	W, 69-52
Farragut Naval Base	W, 60-52
Montana State	L, 63-59
Montana State	W, 80-60

1946-47 (12-16) - George Dahlberg

Dillon Normal College	W, 80-39
Central Washington	L, 55-47
Central Washington	W, 53-52
Puget Sound	W, 55-45
at City College of New York	L, 78-61
at Toledo	L, 63-60
at Lawrence Technical College!	L, 55-46
at Niagra	L, 64-39
Washington State	L, 60-49
Washington State	L, 44-40
Santa Clara	L, 69-48
Santa Clara	L, 56-46
at Eastern Washington	L, 55-46
at Eastern Washington	L, 62-55
Farragut Technical College	W, 95-28
Farragut Technical College	W, 70-37
at Gonzaga	W, 61-51
at Gonzaga	L, 58-57
Montana State	W, 74-55
Montana State	L, 64-52
at Farragut Technical College	W, 95-28
at Farragut Technical College	W, 60-29
Gonzaga	W, 75-53
Gonzaga	W, 62-35
Eastern Washington	W, 70-51
Eastern Washington	L, 54-52
at Montana State	L, 74-58
at Montana State	L, 68-57

! Later became Lawrence Technological University

1947-48 (21-11) - George Dahlberg

at Montana School of Mines	W, 80-22
at Dillon Normal College	W, 90-44
at Idaho	L, 44-62
at Idaho	L, 51-57
Pacific Lutheran	W, 68-47
Pacific Lutheran	L, 47-51
at Utah	L, 43-72
at Utah	L, 58-63
Idaho	W, 58-51
Idaho	L, 54-55
Eastern Washington	W, 70-58
Eastern Washington	W, 59-37
at Idaho State	W, 49-44
at Idaho State	W, 66-56
at Regis	W, 60-48
Nevada	W, 69-67
Nevada	W, 67-64
Utah State	W, 68-64
Utah State	W, 78-65
at Montana State	L, 49-56
at Montana State	L, 50-53
at Eastern Washington	W, 57-52
at Eastern Washington	L, 60-66
at Gonzaga	L, 36-40
at Gonzaga	W, 69-43
Idaho State	W, 69-61
Idaho State	W, 74-63
Gonzaga	W, 54-48
Gonzaga	W, 65-58
Montana State	W, 66-50
Montana State	W, 58-52
Connecticut State College\$	L, 52-63

\$ NAIB Tournament, Kansas City, Mo.

1948-49 (12-13) - George Dahlberg

Washington State	L, 74-63
Washington State	L, 61-56
at Utah State	L, 75-67
at Wyoming	L, 77-51
at Washington State	L, 61-45
at Washington State	L, 65-53
Whitworth	W, 76-66
Whitworth	W, 79-59
at BYU	W, 76-74
at Pepperdine	L, 59-42
Wyoming\$	L, 54-42
at San Jose State	L, 68-59
Idaho State	W, 73-60
Idaho State	W, 72-53
at Gonzaga	L, 55-38
at Gonzaga	L, 65-57
Montana State	W, 83-71
Montana State	W, 84-71
at Dillon Normal College	W, 83-44
at Whitman	W, 76-61
at Whitman	L, 61-59
Dillon Normal College	W, 74-45
Gonzaga	W, 59-55
at Montana State	W, 58-56
at Montana State	L, 82-81

\$ Played in Los Angeles, Calif.

GAME-BY-GAME

1949-50 (27-4) - George Dahlberg

North Dakota\$	W, 83-53
North Dakota\$	W, 73-61
College of Idaho\$	W, 83-34
Eastern Washington\$	W, 84-76
Whitman	W, 81-30
Whitman	W, 79-56
Whitworth	W, 78-63
Whitworth	W, 91-61
Eastern Washington^	L, 67-59
Rocky Mountain College	W, 95-52
Rocky Mountain College	W, 84-31
Idaho State College	W, 79-70
Idaho State College	W, 81-74
Gonzaga	W, 89-73
Gonzaga	W, 67-65
at Montana State	W, 59-58
at Montana State	L, 51-46
Thompson's Goodies*	W, 94-52
Portland	W, 93-55
Portland	W, 63-46
at Idaho State College	W, 87-50
at Idaho State College	W, 78-53
at Gonzaga	W, 75-68
at Gonzaga	L, 65-42
at Whitworth	W, 95-73
Montana State	W, 71-51
Montana State	W, 72-56
Western Montana College%	W, 80-53
at Butte All-Stars	W, 91-83
at Helena All-Stars	W, 101-62
Portland#	L, 48-47

\$ Played in Pocatello, Idaho

^ Played in Wallace, Idaho

* A.A.U. team

% Played in Anaconda

NAIB Tournament, Kansas City, Mo.

1950-51 (12-19) - George Dahlberg

at Eastern Washington	L, 59-51
at Idaho	L, 47-43
at Idaho	L, 52-50
Pacific Lutheran	L, 54-50
Pacific Lutheran	W, 64-51
Eastern Washington	W, 56-55
Whitworth	W, 72-58
Whitworth	L, 52-38
Utah State\$	L, 67-58
Colorado State\$	L, 65-54
New Mexico!	L, 71-59
at Rocky Mountain	L, 67-63
at Rocky Mountain	W, 60-52
Collegians (Alumni)	L, 52-64
Collegians (Alumni)	W, 63-58
at Whitworth	L, 75-63
at Gonzaga	L, 56-52
at Gonzaga	L, 63-56
Montana State	L, 81-58
Montana State	W, 57-54
Idaho State	W, 54-47
Idaho State	L, 60-49
at Williamette	W, 64-52
at Portland	L, 76-60

at Portland L, 67-50

Gonzaga W, 61-49

Gonzaga W, 59-57

Rocky Mountain W, 73-47

Rocky Mountain W, 72-61

at Montana State L, 53-41

at Montana State L, 72-45

\$ Played in Denver, Colo.

1951-52 (12-14) - George Dahlberg

Idaho	L, 64-58
Idaho@	L, 64-54
Washington State	L, 46-45
Washington State	W, 52-51
at Washington State	L, 68-63
at Washington State	L, 63-49
Gonzaga^	W, 70-56
Gonzaga%	L, 69-62
Gonzaga\$	W, 83-64
at Utah State	W, 72-70
at Utah	L, 82-54
at BYU	L, 80-56
at Idaho State	W, 56-54
Wyoming	L, 71-51
at Wyoming	L, 81-50
at Colorado State	W, 54-51
New Mexico	W, 74-64
at Montana State	L, 69-56
Montana State	W, 84-56
BYU	L, 50-47
Utah	W, 63-60
Colorado State	W, 57-46
Denver	W, 66-53
at New Mexico	W, 63-59
at Denver	L, 66-59
Utah State	L, 72-60

@ Played in Wallace, Idaho

^ Played in Kalispell

% Played in Anaconda

\$ Played in Great Falls

1952-53 (14-11) - George Dahlberg

at Washington State	W, 78-71
at Idaho	L, 70-50
Gonzaga\$	L, 77-69
Gonzaga^	W, 89-75
at Washington State^	W, 64-52
Washington State	W, 85-61
Montana State^	W, 77-55
at Colorado State	L, 93-86
at Wyoming	L, 79-65
BYU	W, 56-51
Utah	W, 83-72
Montana State	W, 84-71
Montana State	W, 69-68
at BYU	L, 91-56
at Utah	L, 68-51
at Utah State	L, 87-78
Denver	W, 74-57
New Mexico	W, 78-70
Colorado State	W, 68-66
Wyoming	L, 69-60
at New Mexico	L, 70-63
at Montana State	L, 66-60

at Montana State W, 69-66

Utah State W, 76-61

at Denver L, 69-62

\$ Played in Kalispell

^ Played in Butte

1953-54 (8-19) - George Dahlberg

at Washington State	L, 67-55
at Idaho	L, 68-49
at Idaho	L, 58-40
#1 Indiana	L, 74-54
#20 Idaho	L, 66-57
#17 Idaho	W, 60-57
at Montana State	W, 64-62
at Montana State	W, 70-60
at Colorado State	L, 73-50
at Wyoming	L, 65-49
Utah	W, 76-56
BYU	L, 71-62
at BYU	L, 62-54
at Utah	L, 73-62
at Idaho State	L, 87-62
Colorado State	L, 67-64
Wyoming	L, 68-53
at Denver	L, 70-65
at New Mexico	L, 76-67
Utah State	L, 70-66
at Gonzaga	W, 82-78
at Gonzaga	W, 86-84
Denver	W, 60-52
New Mexico	W, 76-65
Montana State	L, 54-53
Montana State	L, 80-57
at Utah State	L, 85-56

1954-55 (12-14) - George Dahlberg

Whitworth\$	L, 86-71
Gonzaga	W, 77-58
Gonzaga	W, 73-71
at Idaho	L, 100-70
Idaho	W, 63-58
at Washington State	L, 72-63
at Whitworth	W, 63-62
vs. St. John's^	W, 75-65
Wyoming	W, 44-42
Colorado State	L, 75-58
at BYU	L, 92-76
at #9 Utah	L, 91-58
at Utah State	L, 86-61
Montana State	W, 71-62
Montana State	W, 83-64
Denver	W, 69-55
New Mexico	W, 66-60
at New Mexico	W, 57-47
at Denver	L, 74-68
at Colorado State	L, 54-48
at Wyoming	L, 72-37
#10 Utah	L, 101-68
BYU	L, 63-62
at Montana State	W, 67-60
at Montana State	L, 80-56
Utah State	L, 79-70

\$ Played in Kalispell

^ Played in Billings


FOR THE GRIZZLY IN ALL OF US
GOGRIZ.COM/SHOP

YOUR FAVORITE GRIZ GEAR
AVAILABLE IN STORE & ONLINE



UA GRIZ
SHOP

GAME-BY-GAME



Head Coach Forrest "Frosty" Cox

1955-56 (14-12) - Forrest "Frosty" Cox

Idaho	W, 70-63
at Whitworth	L, 67-65
at Idaho	W, 70-65
Washington State	W, 73-54
Gonzaga	W, 85-69
Whitworth\$	W, 60-46
Utah	L, 71-56
BYU	L, 73-64
at New Mexico	L, 92-79
at New Mexico	L, 73-50
at Denver	L, 65-51
at #20 Utah	L, 89-60
Utah State	W, 62-60
St. Francis	W, 72-56
at Montana State	L, 55-54
at Montana State	W, 69-57
at Wyoming	L, 92-68
at Colorado State	L, 96-76
Gonzaga	W, 78-73
Denver	W, 89-72
Montana State	W, 74-66
Montana State	W, 68-58
at Utah State	L, 73-67
at BYU	L, 95-73
Wyoming	W, 59-56
Colorado State	W, 63-62

\$ Played in Kalispell, Mont.

1956-57 (13-9) - Forrest Cox

Idaho	L, 72-56
at Washington State	L, 81-58
at Idaho	L, 57-52
Washington State	W, 66-48
Washington State	W, 66-61
North Dakota State	W, 71-47
at BYU	L, 85-68
at Utah State	L, 80-79
New Mexico	W, 69-50

Denver	W, 52-49
Utah	W, 60-48
Montana State	W, 60-46
Wyoming	W, 64-60
Colorado State	W, 74-63
at Utah	L, 84-70
at Denver	L, 55-53
at New Mexico	W, 36-33
Utah State	W, 78-67
BYU	W, 71-63
at Montana State	L, 88-71
at Wyoming	W, 81-78
at Colorado State	L, 59-55

1957-58 (12-10) - Forrest Cox

at Idaho	L, 64-56
at Washington State	W, 78-62
Colorado	L, 77-60
Idaho	W, 64-60
Washington State	L, 67-59
Washington State	W, 68-58
Montana State	W, 75-66
at #15 Utah	W, 73-67
BYU	W, 71-69
at Denver	L, 55-53
at New Mexico	W, 68-49
Utah State	W, 59-47
at Montana State	L, 72-63
at Wyoming	L, 68-62
at Colorado State	L, 75-59
Utah	L, 69-60
New Mexico	W, 71-45
Denver	L, 55-52
at Utah State	W, 77-75
at BYU	L, 81-73
Colorado State	W, 51-44
Wyoming	W, 75-55

1958-59 (10-14) - Forrest Cox

Idaho	L, 71-51
at Nebraska	L, 75-43
at Colorado	L, 86-55
at Montana State	L, 51-49
at Idaho	L, 67-57
Washington State	W, 53-43
at Oregon	L, 70-69
at Oregon	W, 82-75
Montana State	W, 73-50
at Washington State	L, 66-58
Utah	L, 71-69
at BYU	L, 82-59
Denver	L, 66-62
New Mexico	W, 63-44
at Utah State	L, 75-59
Wyoming	W, 73-61
Colorado State	W, 49-43
at #17 Utah	L, 83-71
at New Mexico	W, 84-59
at Denver	L, 74-70
Utah State	L, 81-79
BYU	W, 93-68
at Colorado State	W, 70-66
at Wyoming	W, 85-65

1959-60 (7-17) - Forrest Cox

Idaho	W, 71-67
at Washington State	L, 84-60
at Idaho	L, 76-59
South Dakota	W, 73-63
at Oregon State	L, 67-52
at Oregon State	L, 78-58
Nebraska	W, 64-58
at #4 Utah	L, 78-62
BYU	L, 63-58
at Denver	W, 70-69
at New Mexico	L, 77-69
#9 Utah State	L, 83-74
at Montana State	L, 73-72
Montana State	W, 86-71
at Wyoming	L, 74-69
at Colorado State	L, 78-58
Washington State	L, 74-70
#9 Utah	L, 92-76
New Mexico	L, 80-79
Denver	L, 79-70
at #8 Utah State	L, 89-63
at BYU	W, 87-67
Colorado State	L, 71-55
Wyoming	W, 82-67

1960-61 (14-9) - Forrest Cox

at Idaho	W, 67-55
Montana State	L, 71-66
Montana State	W, 63-54
Idaho State	W, 57-41
North Dakota	W, 86-53
at Idaho State	W, 60-58
at BYU	L, 74-66
Denver	W, 61-44
New Mexico	W, 83-66
Idaho	W, 64-59
at Utah State	L, 58-57
at Utah	L, 72-56
at Montana State	W, 71-69
at Montana State	L, 62-59
Wyoming	W, 72-61
Colorado State	W, 70-60
Utah	L, 76-55
at New Mexico	W, 56-53
at Denver	L, 56-36
Utah State	W, 66-58
BYU	L, 72-64
at Colorado State	L, 67-49
at Wyoming	W, 64-55

1961-62 (10-14) - Forrest Cox

Oregon State	L, 82-76
Oregon State	W, 56-54
at Washington	L, 59-42
at Washington	L, 73-57
at Montana State	W, 63-45
at Eastern Washington	W, 101-63
at Idaho	L, 81-62
Montana State	W, 69-61
Idaho	W, 63-61
BYU	L, 63-59
at New Mexico	W, 91-79

at Denver	L, 60-55
Utah	L, 68-66
Utah State	L, 62-57
at Montana State	L, 76-63
at Colorado State	L, 58-36
at Wyoming	L, 72-64
at Utah	L, 97-61
Denver	W, 63-54
New Mexico	W, 73-47
at BYU	L, 80-66
at Utah State	L, 66-62
Wyoming	W, 78-72
Colorado State	W, 71-62

1962-63 (6-18) - Ron Nord

at Kansas	L, 68-56
at Missouri	L, 86-66
at Oklahoma State	L, 65-47
North Dakota	W, 95-83
Washington State	W, 75-57
Washington	L, 59-50
Washington	L, 57-54
Macalester	W, 78-51
Idaho	L, 75-60
Seattle	L, 58-54
Utah State	L, 84-58
at Air Force	L, 86-62
at Weber State	L, 89-79
at Idaho	L, 78-69
Montana State	W, 78-71
Cal State Fullerton	W, 74-72
at BYU	L, 83-80
at Utah State	L, 85-67
at Seattle	L, 100-63
at Washington State	L, 74-63
at Montana State	L, 78-68
at Montana State	L, 77-68
Weber State	W, 84-75
Montana State	L, 88-73

1963-64 (6-17) - Ron Nord

Nevada	W, 68-54
at North Dakota	W, 79-77
at North Dakota State	W, 76-51
at Bemidji State	W, 80-70
Minnesota-Duluth	L, 80-72
BYU	L, 89-65
Pacific Lutheran	W, 78-73
at Gonzaga	L, 100-83
Air Force	L, 74-56
Weber State	W, 74-62
Utah State	L, 99-70
at Montana State	L, 96-61
Colorado State	L, 69-47
Idaho State	L, 73-72
Montana State	L, 81-69
at Idaho	L, 66-64
at Oregon	L, 97-67
at Oregon	L, 64-51
at Utah State	L, 103-81
at Gonzaga	L, 83-81
Idaho	L, 64-51
at Idaho State	L, 111-88
at Weber State	L, 83-78

1964-65 (11-15) - Ron Nord

Colorado State-Pueblo	W, 75-69
at Wyoming	L, 94-66
North Dakota	L, 71-62
North Dakota State	W, 87-72
at Bemidji State	W, 88-70
at Minnesota-Duluth	L, 77-71
Augsburg	L, 78-65
New Mexico State	W, 76-65
Idaho	L, 77-58
San Diego	L, 68-67
Montana State	L, 76-74
at Gonzaga	L, 91-79
at Idaho	L, 91-68
Weber State	W, 75-74
Idaho State	L, 71-66
UW-Milwaukee	W, 96-62
Gonzaga	W, 83-82
at Utah	L, 92-109
Cal State Fullerton	W, 95-66
at UNLV	W, 89-71
at Weber State	L, 98-75
at Idaho State	L, 96-80
Hawaii	L, 73-69
at Montana State	L, 84-78
British Columbia	W, 95-80
British Columbia	W, 76-73

\$ Played in Las Vegas, Nev.

1965-66 (14-10) - Ron Nord

Arizona State	W, 95-79
Cal State-Chico	W, 83-67
at Washington State	L, 92-62
Washington State	L, 84-78
Wyoming	L, 77-69
at Wisconsin	L, 76-72
at #5 Bradley	L, 87-77
San Diego State	W, 88-74
at British Columbia	L, 74-69
at British Columbia	W, 93-66
at Gonzaga	L, 100-69
at Idaho	L, 90-73
at Montana State	W, 80-76
Portland State	W, 94-68
Pan American	W, 93-63
Hawaii	W, 94-72
at Portland State	W, 84-74
Idaho State	W, 111-84
Weber State	W, 84-66
Montana State	W, 75-73
Gonzaga	L, 82-81
Idaho	W, 100-91
at Idaho State	W, 101-86
at Weber State	L, 106-82

1966-67 (6-18) - Ron Nord

Hiram Scott College	W, 76-69
Illinois State	W, 89-80
Northern Michigan	W, 94-70
at Washington State	L, 78-58
at Seattle Pacific	W, 84-75
at Hawaii	L, 61-55
Notre Dame	W, 70-69

Harvard	L, 88-69
San Diego	L, 71-67
Idaho	L, 82-79
Gonzaga	L, 94-73
Weber State	L, 72-70
Idaho State	W, 89-75
Montana State	L, 82-80
at Washington	L, 85-72
at Portland State	L, 95-82
Washington	L, 85-79
at Montana State	L, 90-69
at Gonzaga	L, 102-60
at Idaho	L, 69-64
Whitworth	L, 69-64
at Weber State	L, 98-77
at Idaho State	L, 88-82
Portland State	L, 108-99

\$ Played in Hawaii

1967-68 (8-17) - Ron Nord

at Illinois State	L, 93-76
at Northern Michigan	L, 93-74
Augustana	W, 94-79
Washington State	L, 81-61
Fresno State	W, 88-72
at Evansville	L, 116-76
George Washington	L, 67-66
at Weber State	W, 74-67
at Weber State	L, 75-51
at Idaho State	L, 85-69
Gonzaga	W, 94-75
Gonzaga	L, 83-82
Idaho	L, 76-69
at Montana State	L, 83-79
at Montana State	L, 107-75
at Washington State	L, 79-57
at Washington	L, 74-64
Washington	W, 78-75
Montana State	L, 61-60
at Idaho	L, 77-61
at Idaho	W, 75-66
at Gonzaga	L, 80-54
Idaho State	W, 73-67
Idaho State	W, 83-81
Weber State	L, 83-63

\$ Played at Evansville

1968-69 (9-17) - Bob Cope

Seattle Pacific	W, 100-89
St. Cloud State	W, 62-57
at Washington State	L, 90-57
Northern Iowa	W, 85-75
Washington State	W, 100-96
Northern Michigan	W, 75-66
at Southern Illinois	L, 88-66
at San Diego State	L, 71-61
Idaho	W, 67-61
Idaho	W, 57-56
Gonzaga	L, 87-69
at Idaho State	L, 80-73
at Idaho State	L, 82-72
at Weber State	L, 91-61
at Montana State	L, 93-74

GAME-BY-GAME

Montana State	L, 85-68
St. Francis	L, 96-79
at Washington	L, 78-75
at Montana State	L, 82-78
at Portland State	L, 84-83
at Gonzaga	L, 71-68
at Gonzaga	W, 76-74
at Idaho	L, 75-65
Weber State	L, 96-72
Weber State	L, 95-77
Idaho State	W, 78-67

1969-70 (8-18) - Bob Cope

Eastern Washington	W, 91-81
at Denver	L, 92-58
at Colorado State	L, 100-77
at Oregon	L, 92-81
at Washington State	L, 106-77
at Utah	L, 109-93
Boise State	L, 89-77
Idaho State	W, 81-73
Idaho State	L, 96-89
Weber State	L, 85-80
Montana State	W, 86-72
at Montana State\$	L, 82-69
Portland State	W, 107-87
Puget Sound	L, 85-60
Washington	L, 76-68
Montana State	W, 82-75
Parsons	W, 91-70
Gonzaga	L, 68-67
Gonzaga	W, 98-92
Idaho	W, 68-64
at Weber State	L, 58-51
at Weber State	L, 104-61
at Idaho State	L, 124-100

at Idaho	L, 82-65
at Idaho	L, 99-77
at Gonzaga	L, 85-66

\$ Played in Butte, Mont.

1970-71 (9-15) - Lou Rocheleau

at Augustana	L, 82-68
at South Dakota	W, 69-65
at Washington State	L, 80-63
at Washington	L, 86-67
Washington State	L, 81-69
Northern Colorado	W, 72-63
at Weber State	L, 85-64
at Northern Arizona	W, 72-63
Montana State	L, 85-82
Puget Sound	L, 96-71
at Gonzaga	L, 81-71
at Idaho	L, 82-60
at Montana State	W, 74-69
Oral Roberts	L, 111-79
at Puget Sound	L, 89-50
at Portland State	L, 93-79
Gonzaga	W, 82-71
Idaho	W, 98-66
at Boise State	L, 98-74
at Idaho State	L, 109-79
Boise State	W, 104-85
Idaho State	W, 85-64
Weber State	L, 82-57
Northern Arizona	W, 109-92

\$ Played in Sioux Falls, S.D.

1971-72 (14-12) - Jud Heathcote

at Oregon	L, 69-65
at Washington State	L, 73-55
at Wyoming	L, 88-75

UC Santa Barbara\$	L, 98-69
St. Mary's	W, 82-76
Midwestern State	W, 90-59
South Dakota	W, 76-68
UC Santa Barbara	L, 86-43
Portland State	W, 76-74
Idaho State	W, 64-62
Boise State	L, 73-71
at Montana State	L, 59-57
Puget Sound	W, 68-61
Air Force	W, 70-63
Montana State	W, 75-66
Idaho	W, 78-61
Gonzaga	L, 66-63
at Idaho	W, 55-40
at Gonzaga	W, 69-53
at Puget Sound	W, 69-66
Northern Arizona	W, 88-67
Weber State	W, 62-60
at Northern Arizona	L, 80-54
at Weber State	L, 71-60
at Idaho State	L, 66-55
at Boise State	L, 94-63

\$ Played in Tacoma, Wash.

1972-73 (13-13) - Jud Heathcote

Morningside Collge	W, 75-44
UW-Stout	W, 71-60
at Puget Sound	L, 67-44
Portland State\$	L, 76-74
Washington State	W, 72-49
Wyoming	W, 58-49
Cal State Hayward	W, 75-62
at Oregon State	L, 79-62
Great Falls	W, 73-52
at Weber State	L, 61-48
at Northern Arizona	W, 70-62
at Colorado-State Pueblo	L, 72-70
at Air Force	L, 69-54
Montana State	L, 70-65
Washington	L, 77-59
Gonzaga	W, 57-54
Idaho	W, 66-50
at Gonzaga	L, 60-57
at Idaho	W, 69-55
at Boise State	L, 74-69
Idaho State	L, 80-58
Boise State	W, 78-63
Idaho State	W, 65-55
Weber State	L, 67-56
Northern Arizona	W, 99-56
at Montana State	L, 53-52

\$ Played in Tacoma, Wash.

1973-74 (19-8) - Jud Heathcote

at San Jose State	L, 79-71
at Portland	L, 96-76
at Portland State	L, 66-64
Augustana	W, 89-65
Colorado State-Pueblo	W, 80-48
at Puget Sound	L, 59-58
at Seattle	W, 69-63
Portland State	W, 90-70





SAVE


EVERY TIME YOU SHOP

just for **u**



Earn points and save on groceries and gas.

**Scan the code to
download the App.**



Official Grocer of
University of Montana



GAME-BY-GAME

Macalster	W, 101-54
at Idaho State	L, 66-52
at Boise State	L, 58-55
at Idaho	W, 73-68
at Gonzaga	L, 69-68
Great Falls	W, 79-68
Puget Sound	W, 88-49
at Montana State	W, 92-69
Simon Fraser	W, 96-42
Idaho	W, 93-68
Gonzaga	W, 89-54
Northern Arizona	W, 84-52
Weber State	W, 88-69
at Northern Arizona	W, 64-56
at Weber State	W, 62-61
Idaho State	W, 73-58
Boise State	W, 58-56
Montana State	W, 95-86
Idaho State	L, 60-57

1974-75 (21-8) - Jud Heathcote

at Colorado State	W, 54-48
Great Falls	W, 64-45
Arizona State&	L, 93-66
Long Beach State&	L, 78-56
San Jose State	W, 70-63
Portland State	W, 83-47
Seattle	W, 80-61
at UC Santa Barbara	L, 72-62
at Portland State	L, 88-69
Puget Sound	W, 67-58
Weber State	W, 68-48
Northern Arizona	W, 106-75
Montana State	W, 103-77
at Hawaii	L, 83-69
at Hawaii	W, 93-62
at Montana State	W, 70-57
at Gonzaga	W, 53-39
at Idaho	W, 70-63
Gonzaga	W, 55-51
Idaho	W, 81-49
at Boise State	W, 81-66
at Idaho State	L, 49-47
Boise State	W, 68-67
Idaho State	W, 67-36
at Weber State	W, 62-59
at Northern Arizona	W, 81-75
Utah State#	W, 69-63
#2 UCLA##	L, 67-64
#16 UNLV##	L, 75-67

& Arizona Invitational, Tucson, Ariz.

NCAA Tournament, Pullman, Wash.

NCAA Tournament, Portland, Ore.

1975-76 (13-12) - Jud Heathcote

at Utah State	L, 66-62
Wisconsin-Stout	W, 59-57
at Puget Sound	L, 77-65
at San Jose State	L, 67-61
at Portland State	W, 63-62
Great Falls	W, 83-54
Portland State	L, 69-67
Idaho State	W, 76-71

Boise State	L, 80-74
Air Force	W, 77-56
Colorado State	W, 69-57
Hardin-Simmons	W, 96-77
at Montana State	L, 57-55
Idaho	W, 77-52
Gonzaga	W, 72-54
Arizona State	L, 79-71
at Idaho	W, 81-74
at Gonzaga	L, 60-49
Northern Arizona	W, 78-65
Weber State	W, 69-60
at Northern Arizona	L, 80-64
at Weber State	L, 76-66
at Idaho State	L, 25-23
at Boise State	L, 67-66
Montana State	W, 84-75

1976-77 (6-20) - Jim Brandenburg

San Jose State&	W, 87-71
at Air Force&	W, 65-59
at Creighton&	L, 74-65
Great Falls&	W, 98-62
Northern Colorado&	W, 80-52
Portland&	W, 81-65
at Arizona State&	L, 88-82
at Long Beach State&	W, 77-75
MSU-Billings&	W, 84-63
Boston College&\$	W, 84-73
at #15 Minnesota&	L, 102-81
at Weber State&	L, 83-72
at Northern Arizona&	W, 68-59
Montana State&	W, 79-66
at Montana State&	W, 79-72
Gonzaga	W, 53-50
Idaho	W, 55-50
at Gonzaga	L, 63-60
at Idaho	W, 69-63
Utah State	W, 73-67
at Boise State	L, 82-67
at Idaho State	L, 68-51
Boise State	L, 82-72
Idaho State	L, 66-63
Weber State	W, 77-62
Northern Arizona	W, 76-58

& Forefeited due to ineligible player

\$ Played in Minneapolis, Minn.


1977-78 (20-9) - Jim Brandenburg

Wisconsin-Stout	W, 77-67
at Northern Colorado	L, 76-75
at Denver	W, 71-64
at Portland	W, 79-71
at BYU%	W, 76-72
William & Mary%	L, 71-60
St. Cloud State	W, 95-64
Creighton	L, 71-67
at Univ. of the Pacific	W, 64-61
at Fresno State	L, 49-44
Great Falls	W, 93-64
at Idaho State	L, 65-57
at Boise State	L, 77-59
at Montana State	W, 74-58

Montana State	W, 65-57
at Idaho	W, 67-60
at Gonzaga	W, 69-55
Idaho	W, 81-68
Gonzaga	W, 59-47
Athletes in Action	W, 88-87
Northern Arizona	W, 58-46
Weber State	W, 67-52
at Northern Arizona	W, 81-72
at Weber State	L, 76-58
Idaho State	W, 93-77
Boise State	W, 73-67
Utah State	L, 89-68
Boise State*	W, 70-61
Weber State*	L, 62-55 (OT)

% BYU Tournament, Provo, Utah

* Big Sky Conference tournament, Missoula



Head coaches Jim Brandenburg and Mike Montgomery

1978-79 (14-13) - Mike Montgomery

Wisconsin-Stout	W, 61-41
at Puget Sound	L, 74-65
Carroll College	W, 85-41
at Washington	L, 58-44
at Portland State	L, 69-54
Univ. of the Pacific	W, 65-57
at Kansas State	W, 61-60
Northern Colorado	W, 84-42
Fresno State	L, 37-36
La Salle	W, 91-78
Portland%	L, 77-69
Gonzaga	W, 68-53
Idaho	W, 70-49
at Northern Arizona	L, 72-59
at Weber State	L, 60-46
Air Force	W, 67-53
Idaho State	W, 70-55
Boise State	W, 61-50

at Montana State	L, 57-50
at Idaho	L, 62-56
at Gonzaga	L, 56-52
Weber State	W, 78-73
Northern Arizona	W, 55-51
at Boise State	L, 79-78
at Idaho State	L, 78-77
Montana State	W, 55-53
at Weber State*	L, 98-71

% KOA Classic, Billings

* Big Sky Conference tournament, Ogden, Utah

1979-80 (17-11) - Mike Montgomery

Doane College	W, 65-63
Wisconsin-Stout	W, 78-64
at Air Force	L, 44-43
at San Jose State	W, 74-72
Cal State Dominguez Hills	W, 86-62
Carroll College	W, 94-33
Denver	W, 78-59
Minnesota State	W, 78-68
at UNLV	L, 99-69
at North Texas	L, 69-60
Long Beach State	L, 88-77
at Northern Arizona	L, 65-53
at Nevada	L, 59-53
Idaho State	W, 77-54
Weber State	L, 51-48
at Boise State	W, 64-59
at Idaho	L, 63-62
Montana State	W, 92-78
Nevada	W, 56-55
Northern Arizona	W, 66-56
at #16 Weber State	L, 74-60
at Idaho State	W, 65-52
Idaho	L, 51-44
Boise State	W, 83-62
Portland State	W, 88-70
at Montana State	W, 85-78
Idaho*	W, 63-53
Weber State*	L, 98-71

* Big Sky Conference tournament, Ogden, Utah

1980-81 (19-9) - Mike Montgomery

Western Washington	W, 74-55
San Jose State	L, 50-49
at Portland State	W, 96-74
Puget Sound	L, 68-59
at Northern Colorado	W, 71-52
Cal State Chico	W, 64-55
Eastern Washington	W, 78-60
Maine%	W, 59-58
Gonzaga%	L, 59-57
at Nebraska	L, 69-46
MSU-Billings	W, 58-44
UC Irvine	L, 65-63
Nevada	W, 81-77
Northern Arizona	W, 77-65
at Weber State	W, 69-62
at Idaho State	W, 53-49
Idaho	L, 47-44 (OT)
Boise State	W, 47-40
at Montana State	L, 71-54

at Northern Arizona	W, 64-56
at Nevada	W, 60-58
Idaho State	W, 79-62
Weber State	W, 68-51
at Boise State	W, 60-57
at Idaho	L, 87-78
Montana State	W, 63-58
Montana State*	W, 85-64
at Idaho*	L, 70-64

% Montana Holiday tournament, Missoula

* Big Sky Conference tournament, Moscow, Idaho

1981-82 (17-10) - Mike Montgomery

Wisconsin-Stout	W, 55-32
Utah State	W, 61-46
Augustana	W, 81-60
at Gonzaga	L, 80-77
Washington	L, 70-58
at St. Mary's	L, 53-51 (OT)
College of Idaho	W, 84-58
Arkansas State%	W, 69-49
UC Irvine%	L, 46-44
at Washington State	L, 73-59
at UC Santa Barbara	W, 64-61
Carroll	W, 78-47
at Idaho State	L, 47-44
at Weber State	W, 47-44
Montana State	L, 58-57
Boise State	W, 86-75
#8 Idaho	W, 53-51
at Nevada	L, 75-67
at Northern Arizona	W, 67-65
Weber State	W, 61-50
Idaho State	W, 53-39
at Montana State	W, 82-67
at #11 Idaho	L, 71-58
at Boise State	W, 70-69
Northern Arizona	W, 65-52
Nevada	W, 82-74
Nevada*	L, 97-93

% Montana Holiday tournament, Missoula

* Big Sky Conference tournament, Moscow, Idaho

1982-83 (22-7) - Mike Montgomery

Simon Fraser	W, 69-63
Central Washington	W, 74-48
Nebraska	W, 61-51
St. Mary's	W, 69-56
South Dakota State	W, 98-58
Southern Utah	W, 80-53
Washington State	W, 61-58
West Texas State%	W, 88-82
Portland%	W, 49-46 (OT)
at Fresno State	L, 55-41
at Pacific	W, 66-65
Gonzaga	L, 57-54
at Washington	W, 72-65
Lewis-Clark State	W, 87-57
at Weber State	L, 70-63
at Idaho	W, 65-58
at Montana State	W, 64-42
Idaho	W, 59-49
Boise State	W, 71-61 (OT)
Nevada	W, 84-56

Northern Arizona	W, 54-50
at Idaho	W, 80-61
at Boise State	L, 62-59
Idaho State	W, 69-55
Weber State	L, 56-54
Montana State	W, 60-54
at Northern Arizona	L, 76-70
at Nevada	W, 75-73
Weber State*	L, 54-53

% Montana Holiday tournament, Missoula

* Big Sky Conference tournament, Reno, Nev.

1983-84 (23-7) - Mike Montgomery

Pacific	W, 76-64
St. Martin's	W, 80-51
Linfield	W, 76-48
at Air Force	W, 70-55
at Washington State	W, 47-45
Tennessee Tech%	W, 68-61
Cal State Fullerton%	W, 60-46
Eastern Washington	W, 97-63
at UC Irvine	L, 91-83
at Loyola Marymount	W, 92-80
Southeast Missouri State	W, 72-50
at Eastern Washington	W, 87-81 (OT)
Central Washington	W, 71-58
Boise State	W, 62-52
Idaho	W, 72-53
at Nevada	L, 59-61
at Northern Arizona	W, 59-54
at Weber State	L, 67-59 OT
Idaho State	W, 74-50
Montana State	W, 65-51
at Idaho	W, 76-56
at Boise State	L, 75-71
Northern Arizona	W, 69-58
Nevada	W, 79-62
at Idaho State	W, 61-58
at Weber State	L, 59-58
at Montana State	L, 60-59
Northern Arizona*	W, 69-54
Montana State*	W, 76-64
Nevada*	L, 71-69

% Montana Holiday tournament, Missoula

* Big Sky Conference tournament, Ogden, Utah

1984-85 (22-8) - Mike Montgomery

Simon Fraser	W, 87-52
Wisconsin-Stout	W, 56-54
at Oregon	L, 58-57
Air Force	W, 80-55
MSU-Billings	W, 72-58
Georgia State%	W, 74-62
Northeastern%	W, 81-80
Washington State	L, 54-53
UC Irvine	W, 83-68
at Cal State Fullerton	W, 60-59
at Eastern Washington	W, 77-70
Seattle Pacific	W, 79-72
Eastern Washington	W, 72-59
at Loyola Marymount	W, 74-58
at Boise State	W, 61-51

GAME-BY-GAME

at Idaho	W, 60-54
Nevada	W, 80-69
Northern Arizona	W, 76-69
at Weber State	L, 95-70
at Idaho State	W, 73-65
at Montana State	L, 74-71
Idaho	W, 71-50
Boise State	W, 65-49
at Northern Arizona	L, 76-72
at Nevada	L, 86-81
Idaho State	W, 63-62
Weber State	W, 66-58
Motana State	W, 66-50
at Boise State*	L, 67-54
at UCLA#	L, 78-47

% Montana Holiday tournament, Missoula

* Big Sky Conference tournament, Boise, Idaho

NIT, Los Angeles, Calif.

1985-86 (21-11) - Mike Montgomery

Simon Fraser	W, 108-73
Seattle	W, 92-46
at Texas Tech	L, 65-58
at Rice	L, 64-61
at Eastern Washington	W, 59-56
San Diego%	W, 84-77
South Alabama%	W, 71-66
at UC Irvine	L, 85-72
at Pacific	L, 63-57
UC Santa Barbara	W, 78-65
Washington	W, 78-65
Eastern Washington	W, 86-67
Eastern Montana College	W, 63-57
Portland	W, 68-50
at Nevada	W, 69-68
at Northern Arizona	L, 72-61
Weber State	W, 87-61
Idaho State	W, 65-50
at Idaho	L, 70-64
at Boise State	W, 75-61
Montana State	W, 88-74
Northern Arizona	W, 73-71
Nevada	W, 92-75
at Idaho State	L, 66-59
at Weber State	L, 95-80
Boise State	W, 91-76
Idaho	W, 91-68
at Montana State	L, 88-76
Idaho*	W, 68-60
Weber State*	W, 72-68
Montana State*	L, 82-77
TCU#	L, 76-69

% Montana Holiday tournament, Missoula

* Big Sky Conference tournament, Reno, Nev.

NIT, Missoula



Head Coach Stew Morrill

1986-87 (18-11) - Stew Morrill

Simon Fraser	W, 104-54
Oregon	L, 92-86
at Washington State	L, 73-64
Fresno State	W, 80-65
Southern Oregon	W, 77-49
Kent State%	W, 73-63
Houston Baptist%	W, 91-83
Eastern Washington	W, 65-43
UC Irvine	W, 101-80
Pacific	W, 76-65
Central Washington	W, 91-66
Lewis-Clark State	W, 88-73
at Santa Clara	L, 78-70
at Portland	L, 67-65
Nevada	W, 73-66
Northern Arizona	W, 73-61
at Weber State	L, 84-70
at Idaho State	W, 71-65
Idaho	W, 74-57
Boise State	W, 75-63
at Montana State	L, 98-90
at Northern Arizona	W, 66-61
at Nevada	L, 78-65
Idaho State	W, 73-66
Weber State	W, 82-78
at Boise State	L, 86-51
at Idaho	L, 102-76
Montana State	L, 96-86
Idaho*	L, 63-62

% Montana Holiday tournament, Missoula

* Big Sky Conference tournament, Flagstaff, Ariz.

1987-88 (18-11) - Stew Morrill

Wisconsin-Stout	W, 70-66
at MSU-Billings	W, 67-63
Cal State Fullerton	W, 71-66
at San Diego	L, 61-56
Texas Tech	W, 72-62

Florida A&M%	W, 83-77
Georgia Southern%	W, 68-57
at St. Mary's	W, 53-52
Santa Clara	W, 82-74
Rice	W, 64-48
Central Washington	W, 68-62
Weber State	W, 60-57
Boise State	L, 76-61
at Nevada	W, 69-67
at Northern Arizona	W, 63-53
Eastern Washington	L, 70-67
Idaho	L, 64-63
Idaho State	W, 75-65
at Montana State	W, 60-59
at Weber State	L, 67-60
at Boise State	L, 74-51
Nevada	L, 97-88
Northern Arizona	L, 75-68
at Idaho State	L, 79-70
Montana State	W, 88-70
at Idaho	L, 83-75
at Eastern Washington	W, 66-65
Northern Arizona*	W, 77-72
Montana State*	L, 60-54

% Montana Holiday tournament, Missoula

* Big Sky Conference tournament, Bozeman

1988-89 (20-11) - Stew Morrill

Simon Fraser	W, 87-61
#20 Stanford&	L, 79-63
North Dakota State	W, 98-69
at Portland	W, 67-62
St. Mary's	L, 71-58
Valparaiso%	W, 73-61
St. Peter's%	L, 71-67
Montana Tech	W, 86-53
at Creighton	L, 57-51
San Diego	W, 80-65
Western Washington	W, 90-63
at U.S. International	W, 82-80
at Colorado State	L, 68-66 (OT)
Idaho	W, 62-54 (OT)
Eastern Washington	W, 81-60
at Boise State	L, 60-54
at Idaho State	W, 64-54
at Northern Arizona	W, 78-75 (OT)
at Nevada	L, 93-78
Idaho State	W, 77-54
Montana State	W, 86-67
at Montana State	W, 80-59
Boise State	W, 68-61
Weber State	L, 76-66
at Eastern Washington	W, 86-79
at Idaho	L, 92-79
at Weber State	W, 65-59
Nevada	L, 102-93 (OT)
Northern Arizona	W, 90-53
Montana State*	W, 87-84
Idaho*	L, 66-56

& Preseason NIT, Missoula

% Montana Holiday tournament, Missoula

* Big Sky Conference tournament, Boise, Idaho

The more people vaccinated; the more people protected.



#FIGHT FLU



GAME-BY-GAME

1989-90 (19-10) - Stew Morrill

Simon Fraser	W, 100-62
Portland	W, 88-65
Creighton	W, 56-50
at Wyoming	L, 70-58
Pacific Lutheran	W, 82-51
Monmouth%	W, 56-53
Boston%	W, 73-64
U.S. International	W, 93-69
Colorado State	W, 50-47
at St. Mary's	L, 60-54
at University of the Pacific	L, 61-50
UW-LaCrosse	W, 51-42
at Northern Arizona	W, 68-67
at Nevada	W, 80-70
Idaho	L, 77-68
Eastern Washington	L, 71-70
at Boise State	L, 46-44
at Weber State	W, 65-51
Idaho State	W, 102-76
at Montana State	L, 75-72
Montana State	W, 89-77
at Eastern Washington	L, 85-68
at Idaho	L, 75-60
Nevada	W, 90-71
Northern Arizona	W, 87-66
Weber State	W, 65-63
Boise State	W, 61-43
at Idaho State	W, 80-62
Montana State*	L, 69-57

% Montana Holiday tournament, Missoula

* Big Sky Conference tournament, Boise, Idaho

1990-91 (23-8) - Stew Morrill

Simon Fraser	W, 87-56
Pacific	W, 76-67
at Washington	L, 78-62
Southwest Texas State%	W, 84-74
St. Peter's%	L, 70-54
Cal State Northridge	W, 108-73
Wyoming	L, 75-67
at U.S. International	W, 104-86
Seattle	W, 80-68
at Portland	W, 85-86 (OT)
at Oregon	L, 85-76
St. Mary's	W, 79-58
Idaho State	W, 98-67
Boise State	W, 66-56
at Northern Arizona	W, 62-60
at Nevada	L, 86-77
Idaho	W, 72-67
Eastern Washington	W, 88-87
Weber State	W, 72-60
at Montana State	W, 91-69
at Boise State	L, 72-53
at Idaho State	W, 82-77
Nevada	W, 79-63
Northern Arizona	W, 89-68
at Weber State	W, 79-67
at Eastern Washington	W, 95-93
at Idaho	L, 78-68
Montana State	W, 74-67

Idaho State*	W, 109-97
Idaho*	W, 67-62
#1 UNLV#	L, 99-65
% Montana Holiday tournament, Missoula	
* Big Sky Conference tournament, Missoula	
# NCAA Tournament, Tucson, Ariz.	



Head Coach Blaine Taylor

1991-92 (27-4) - Blaine Taylor

Simon Fraser	W, 87-58
Oregon	W, 78-39
at San Jose State	W, 72-51
Southeastern Louisiana%	W, 89-47
Texas-Arlington%	W, 71-68
Portland	W, 98-68
at Cal State Northridge	W, 67-48
at Pepperdine	W, 89-88
at Southern Utah	L, 74-65
Washington	W, 60-55
Coastal Carolina	W, 74-52
Lewis-Clark State	W, 85-65
Weber State	W, 62-60
Idaho State	W, 87-74
at Eastern Washington	W, 71-65
Montana State	W, 73-59
Idaho	W, 73-58
Boise State	W, 53-48
at Northern Arizona	W, 74-59
at Nevada	L, 89-67
at Idaho State	W, 84-75
at Weber State	W, 77-73
Eastern Washington	W, 91-66
at Montana State	W, 72-71
at Boise State	W, 71-58
at Idaho	L, 73-63
Nevada	W, 103-86
Northern Arizona	W, 90-59
Idaho*	W, 69-52
Nevada*	W, 73-68
#20 Florida State#	L, 78-68
% Montana Holiday tournament, Missoula	
* Big Sky Conference tournament, Missoula	
# NCAA Tournament, Boise, Idaho	

1992-93 (17-11) - Blaine Taylor

Simon Fraser	W, 76-63
Southern Utah	L, 60-55
Bucknell%	W, 63-60
Texas Tech%	L, 85-82 (2OT)
San Jose State	W, 55-51
at Portland	W, 74-66
Sacramento State	W, 53-38
Pepperdine	L, 68-58
Rocky Mountain	W, 72-56
Cal State Northridge	W, 63-55
at Northeastern Illinois	W, 65-59
at Creighton	L, 84-78 (2OT)
MSU-Billings	W, 95-47
at Idaho	L, 60-50
at Eastern Washington	L, 75-68
Weber State	W, 68-61
Northern Arizona	W, 74-55
at Idaho State	W, 54-53
at Boise State	L, 66-75
Montana State	L, 62-65 (OT)
Eastern Washington	W, 85-65
Idaho	W, 68-65
at Northern Arizona	W, 54-46
at Weber State	L, 74-66
Boise State	L, 59-56
Idaho State	W, 68-62
at Montana State	W, 56-54
Idaho State*	L, 61-50

% Montana Holiday tournament, Missoula

* Big Sky Conference tournament, Moscow, Idaho

1993-94 (19-9) - Blaine Taylor

Sacramento State	W, 76-36
Simon Fraser	W, 99-67
at Washington	W, 80-73 (3OT)
Southern Utah%	W, 79-54
UMKC%	W, 97-72
Montana Western	W, 63-54
at Cal Poly	W, 60-52
Creighton	W, 67-58
Northeastern Illinois	W, 88-74
Westen Oregon State	W, 90-67
Portland	W, 91-69
at UMKC	W, 56-54
at Rice	W, 79-70
Idaho	L, 74-71
Eastern Washington	W, 77-51
at Weber State	L, 97-91 (3OT)
at Northern Arizona	W, 74-60
Idaho State	L, 85-82
Boise State	W, 72-68
at Montana State	L, 80-79
at Eastern Washington	W, 70-69
at Idaho	L, 62-54
Northern Arizona	W, 98-85
Weber State	L, 84-75
at Boise State	L, 66-60
at Idaho State	L, 91-77
Montana State	W, 70-55
Idaho*	L, 74-63

% Montana Holiday tournament, Missoula

* Big Sky Conference tournament, Boise, Idaho

GAME-BY-GAME

1994-95 (21-9) - Blaine Taylor

Simon Fraser	W, 88-65
Washington	W, 67-56
Texas Southern%	W, 64-58
Mississippi State%	L, 90-85
at St. Mary's	W, 66-56
at Nevada	L, 73-63
Southern Oregon State	W, 99-75
Central Washington	W, 83-75
at Long Beach State	L, 79-69
Cal Poly	W, 103-54
at Oregon	L, 102-97
Rice	W, 90-81
Lewis-Clark State	W, 91-60
at Northern Arizona	L, 68-67
at Weber State	W, 92-87
Montana State	W, 82-78
Boise State	L, 74-66
Idaho State	W, 88-66
at Idaho	W, 76-71
at Eastern Washington	W, 74-65
Weber State	L, 57-54
Northern Arizona	W, 76-62
at Montana State	W, 66-64
at Boise State	W, 76-63
at Idaho State	W, 86-69
Eastern Washington	W, 84-76
Idaho	W, 80-64
Montana State*	W, 83-73
Weber State*	L, 84-62
UTEP#	L, 90-60

% Montana Holiday tournament, Missoula

* Big Sky Conference tournament, Ogden, Utah

NIT, El Paso, Texas

1995-96 (20-8) - Blaine Taylor

Simon Fraser	W, 83-57
UMKC	W, 70-60
at Sacramento State	W, 76-70
Cal Poly%	W, 87-68
Fairfield%	W, 92-62
at #4 Arizona	L, 84-66
Nevada	W, 74-56
at Washington State	L, 87-98
Lewis-Clark State	W, 77-59
Oregon	L, 66-64
at Cal State Fullerton	W, 70-62
Black Hills State	W, 74-62
St. Mary's	W, 70-63
Northern Arizona	W, 66-64
Weber State	W, 84-77
at Montana State	L, 72-65
at Boise State	L, 69-59
at Idaho State	W, 94-75
Idaho	W, 94-68
Eastern Washington	W, 71-70
at Weber State	L, 97-80
at Northern Arizona	W, 77-46
Montana State	W, 73-64
Idaho State	W, 80-69
Boise State	W, 76-61
at Eastern Washington	W, 76-69

at Idaho L, 75-84

Idaho* L, 67-72

% Montana Holiday tournament, Missoula

* Big Sky Conference tournament, Bozeman

1996-97 (21-11) - Blaine Taylor

Middle Tennessee State^	L, 66-63
at Alaska-Fairbanks^	W, 65-54
Baylor^	L, 77-71
Sacramento State	W, 69-45
Cal State Fullerton	L, 80-73
American%	W, 77-68
Oral Roberts%	L, 78-69
Washington State	W, 71-65
at Gonzaga	W, 67-63
Montana Western	W, 87-67
Long Beach State	W, 80-70
at Texas-Arlington	W, 69-48
at Idaho State	L, 82-73
at Weber State	L, 104-95
Northern Arizona	L, 82-69
Cal State Northridge	W, 76-62
at Portland State	W, 69-68
at Eastern Washington	W, 73-69
at Sacramento State	W, 81-51
Montana State	W, 81-71
Weber State	L, 72-68
Idaho State	W, 60-58
at Cal State Northridge	W, 78-75
at Northern Arizona	L, 72-69
Sacramento State	W, 95-51
at Oral Roberts	L, 96-67
Portland State	W, 68-57
Eastern Washington	W, 74-67
at Montana State	W, 65-47
Weber State*	W, 81-56
Cal State Northridge*	W, 82-79
#5 Kentucky#	L, 92-54

^ Alaska tournament, Fairbanks, Alaska

% Montana Holiday tournament, Missoula

* Big Sky Conference tournament, Flagstaff, Ariz.

NCAA Tournament, Salt Lake City, Utah

1997-98 (16-14) - Blaine Taylor

at Bradley	L, 81-54
Oral Roberts	L, 80-68
Texas-Arlington	W, 89-60
Valparaiso^	L, 70-58
at Hawaii-Hilo^	W, 82-76
Wisconsin^	L, 78-61
Western Illinois%	W, 67-65
Illinois-Chicago%	L, 80-70
Whitman	W, 86-46
Gonzaga	L, 87-80
at Southern Utah	W, 76-52
at San Jose State	W, 69-39
Alaska-Fairbanks	W, 73-53
Idaho State	W, 54-48
Weber State	L, 60-58
at Northern Arizona	L, 73-60
at Cal State Northridge	L, 84-72
Portland State	W, 76-67
Eastern Washington	W, 78-66

Sacramento State W, 52-50

at Montana State L, 93-73

at Weber State L, 70-63

at Idaho State W, 60-55

Cal State Northridge W, 84-65

Northern Arizona W, 73-66

at Sacramento State W, 61-51

at Portland State L, 57-66

at Eastern Washington L, 66-77

Montana State W, 72-66

Montana State* L, 60-68

^ Big Island Classic, Hilo, Hawaii

% Montana Holiday tournament, Missoula

* Big Sky Conference tournament, Flagstaff, Ariz.



Head Coach Don Holst

1998-99 (13-14) - Don Holst

Simon Fraser	W, 89-60
Southern Utah	L, 74-70
Carroll	W, 89-56
at Idaho	L, 73-70
at St. Mary's	L, 74-73
San Jose State\$	L, 79-52
St. Mary's%	W, 69-62
Idaho%	W, 67-60
Evergreen State	W, 82-70
at Youngstown State	W, 81-74 (OT)
at Illinois-Chicago	W, 63-57
at Montana State	L, 71-61
at Idaho State	W, 73-61
at Weber State	L, 79-61
Northern Arizona	L, 62-59
Cal State Northridge	L, 92-88
at Portland State	L, 73-58
at Eastern Washington	L, 76-69
at Sacramento State	L, 60-57
Montana State	L, 87-74
Weber State	W, 87-53
Idaho State	W, 81-58
Cal State Northridge	W, 74-68
at Northern Arizona	L, 77-53
Sacramento State	W, 78-50
Portland State	W, 87-81 (OT)
Eastern Washington	L, 81-75

\$ Played in Billings

% Montana Holiday tournament, Butte

1999-2000 (17-11) - Don Holst

#25 Gonzaga	L, 76-61
Montana Tech	W, 70-60
at Southeast Missouri State	L, 66-61
at Southern Utah	L, 85-75
at Idaho	L, 70-68 (OT)
Southeast Missouri State%	W, 60-48
Idaho%	L, 72-71
Youngstown State	W, 103-83
at #22 Gonzaga	L, 88-70
St. Mary's	W, 65-62
Rocky Mountain	W, 78-53
Montana State	W, 82-68
Idaho State	W, 71-56
Weber State	L, 78-76
at Northern Arizona	L, 85-72
at Cal State Northridge	L, 79-67
Portland State	W, 78-76
Eastern Washington	W, 88-82
Sacramento State	W, 59-47 (OT)
at Montana State	W, 73-48
at Weber State	W, 66-54
at Idaho State	W, 71-64
Cal State Northridge	W, 73-70 (OT)
Northern Arizona	L, 85-59
at Sacramento State	W, 80-57
at Portland State (OT)	W, 88-79
at Eastern Washington	W, 77-75
Cal State Northridge*	L, 65-76

% Montana Holiday tournament, Missoula

* Big Sky Conference tournament, Missoula

2000-01 (11-16) - Don Holst

Carroll	W, 86-76
Northern Iowa	W, 75-58
at Nevada	L, 86-85
at Pacific	L, 82-64
Southeastern Louisiana	W, 68-59
Gonzaga	L, 77-69
Southern Utah	L, 89-87
at Washington State	L, 67-54
Idaho	W, 79-56
Whitman	W, 86-55
at Baylor	L, 77-57
Portland State	W, 79-58
Eastern Washington	L, 78-76
at Montana State	L, 70-67
at Idaho State	L, 97-69
at Weber State	L, 80-69
Northern Arizona	W, 78-63
Cal State Northridge	L, 74-65
at Portland State	L, 67-60
at Eastern Washington	L, 79-66
at Sacramento State	W, 67-66
Montana State	W, 84-82
Weber State	W, 66-63
Idaho State	L, 79-75
at Cal State Northridge	L, 92-68
at Northern Arizona	L, 77-66
Sacramento State	W, 84-67

2001-02 (16-15) - Don Holst

Evergreen State	W, 80-77
at Gonzaga	L, 83-63
at Northern Iowa	L, 87-67
Concordia-Irvine	W, 72-48
Washington State	W, 75-71
Pacific	L, 77-64
Nevada	W, 75-68
at Idaho	L, 48-47
at Colorado	L, 84-71
Navy!	W, 78-61
Tulsa!	L, 92-82
New Mexico State!	L, 79-67
Loyola Marymount	W, 82-67
at Weber State	W, 80-73
at Eastern Washington	L, 79-46
at Portland State	W, 99-88
Weber State	L, 90-71
Idaho State	W, 74-65
at Northern Arizona	L, 77-64
at Sacramento State	W, 88-78
at Montana State	L, 76-56
Portland State	W, 80-66
Eastern Washington	L, 80-78
at Idaho State	L, 79-64
Sacramento State	W, 86-53
Northern Arizona	W, 70-63
Montana State	L, 75-55
Northern Arizona*	W, 82-64
at Montana State*	W, 70-68
Eastern Washington*	W, 70-66
#11 Oregon#	L, 81-62

!at BYU-Hawaii tournament

* Big Sky Conference tournament, Bozeman, Mont.

NCAA Tournament, Salt Lake City, Utah

2002-03 (13-17) - Pat Kennedy

Northern Iowa	L, 71-77
Denver	W, 75-47
#9 Michigan State%	L, 80-60
Loyola Marymount%	L, 65-62
at Alaska-Anchorage	L, 69-52
Gonzaga	L, 75-67
Montana Tech	W, 66-52
at Washington State	L, 73-61
Idaho	W, 81-69
at #19 Stanford	W, 70-68
Pepperdine	L, 86-69
at Loyola Marymount	W, 75-68
Southern Utah	W, 81-61
at Denver	L, 62-54
at Purdue	L, 84-71
Eastern Washington	L, 72-62
Portland State	W, 61-49
at Idaho State	W, 90-88
at Weber State	L, 97-73
at Montana State	L, 62-58
Northern Arizona	L, 97-93
Sacramento State	W, 66-59
at Portland State	W, 67-49
at Eastern Washington	L, 87-72
Weber State	L, 75-72

Idaho State	W, 69-65
Montana State	W, 66-63
at Sacramento State	W, 77-71
at Northern Arizona	L, 69-59
Sacramento State*	L, 88-75

% Great Alaska Shootout, Anchorage, Alaska

* Big Sky Conference tournament, Missoula

2003-04 (10-18) - Pat Kennedy

at Wisconsin-Milwaukee	L, 95-83
Montana Tech	W, 85-40
Southeast Missouri State%	W, 61-50
Saint Mary's%	W, 75-68
at Cal State Northridge	L, 72-63
San Francisco	L, 72-71
at Auburn	L, 73-51
Washington State	L, 64-50
Jackson State	L, 71-64
at Southern Illinois	L, 82-71
at UNLV	L, 86-67
at #16 Gonzaga	L, 88-67
at Eastern Washington	W, 79-68
at Portland State	L, 89-78
Idaho State	W, 91-76
Weber State	L, 74-61
at Montana State	L, 77-61
at Northern Arizona	L, 83-67
at Sacramento State	L, 76-67
Portland State	L, 59-57
Eastern Washington	L, 71-52
at Weber State	W, 58-55
at Idaho State	W, 88-85
Great Falls	W, 90-46
Montana State	W, 67-58
Sacramento State	W, 80-69
Northern Arizona	L, 80-78 (OT)
Idaho State*	L, 74-73

% Montana Holiday tournament, Missoula

* Big Sky Conference tournament, Pocatello, Idaho



2004-05 (18-13) - Larry Krystkowiak

at #25 Gonzaga	L, 78-62
at Western Kentucky	L, 72-46
Cal State Northridge	W, 90-80
Southern Utah	W, 69-57

GAME-BY-GAME

Santa Clara	L, 77-75
at Southeast Missouri State	W, 69-66
at Missouri	L, 87-62
Montana Tech	W, 62-44
at UC Santa Barbara	L, 55-46
at San Francisco	L, 79-58
at Stanford	L, 84-66
Eastern Michigan	W, 80-68
Rocky Mountain	W, 73-67
at Idaho State	W, 70-41
at Weber State	L, 76-62
Montana State	L, 62-60
Northern Arizona	W, 83-79
Sacramento State	W, 84-72
at Portland State	L, 89-77
at Eastern Washington	W, 68-58
Weber State	W, 80-72
Idaho State	W, 80-63
at Montana State	L, 72-62
at Sacramento State	L, 83-80
Eastern Washington	W, 55-53
Portland State	W, 79-65
at Northern Arizona	W, 77-69
Eastern Washinton*	W, 58-48
Montana State**	W, 58-48
Weber State**	W, 63-61
#8 Washington#	L, 88-77

* Big Sky Conf. tournament, Missoula

** Big Sky Conf. tournament, Portland, Ore.

NCAA Tournament, Boise, Idaho

2005-06 (24-7) - Larry Krystkowiak

at Boise State	L, 90-69
at Loyola Marymount	W, 81-75
Western Oregon	W, 86-57
Utah Valley State	W, 75-59
Stanford	W, 88-69
Loyola Marymount	W, 76-61
Mississippi Valley State\$	W, 81-57
at Drake	W, 78-72 (OT)
UM-Western	W, 110-71
at UC Riverside	W, 77-67
at Santa Clara	W, 67-56
Wisconsin-Milwaukee	L, 78-74
Idaho State	W, 80-76
Weber State	W, 71-65
at Montana State	W, 80-64
at Northern Arizona	L, 83-80
at Sacramento State	W, 73-71
Portland State	W, 98-77
Eastern Washington	W, 78-72
at Weber State	L, 72-67
at Idaho State	L, 95-70
Montana State	W, 70-61
Sacramento State	W, 84-79
Oral Roberts!	W, 88-74
at Eastern Washington	W, 68-46
at Portland State	L, 93-92 (OT)
Northern Arizona	W, 96-83
Eastern Washington*	W, 73-71 (OT)
at Northern Arizona*	W, 73-60
#20 Nevada#	W, 87-79


#7 Boston College# L, 69-56

\$ Played in Des Moines, Iowa

! Bracket Busters, Missoula

* Big Sky Conference tournament, Flagstaff, Ariz.

NCAA Tournament, Salt Lake City, Utah



Head Coach Wayne Tinkle

2006-07 (17-15) - Wayne Tinkle

MSU-Northern	W, 83-42
at Utah Valley State	L, 74-57
at Wyoming	L, 76-71
West Virginia%	L, 73-56
Virginia Tech%	L, 77-56
Minnesota%	W, 72-65
Boise State	W, 62-58
Western Kentucky	L, 81-65
UC Riverside	W, 72-65
South Dakota State	W, 87-47
Montana Tech	W, 92-63
at Oral Roberts	L, 69-58
at Portland	L, 61-58
at Portland State	W, 80-74
at Eastern Washington	L, 74-71
at Sacramento State	L, 80-72
Montana State	W, 73-65
Idaho State	L, 79-69
Weber State	W, 90-86 (OT)
at Northern Arizona	W, 74-71
at Northern Colorado	W, 68-51
Portland State	L, 70-68
Eastern Washington	W, 85-78
Sacramento State	W, 76-69
at Montana State	W, 72-63
at Weber State	L, 73-67
Pacific!	L, 78-77
Northern Arizona	L, 88-81
Northern Colorado	W, 85-64
at Idaho State	W, 72-71 (OT)
Idaho State	W, 70-63 (OT)
Northern Arizona*	L, 78-71
% Old Spice Classic, Orlando, Fla.	
! Bracket Busters, Missoula	
*Big Sky Conference tournament, Ogden, Utah	

2007-08 (14-16) - Wayne Tinkle

Colorado State	W, 75-39
at #14 Gonzaga	L, 77-54
MSU-Northern	W, 72-47
at South Dakota State	W, 70-61
#9 Washington State%	L, 66-55
Air Force%	W, 59-57
Mississippi Valley State%	W, 69-62
Cal State-Fullerton	L, 100-91
Portland	L, 58-57
at Pacific	L, 76-71 (OT)
at Santa Clara	L, 60-49
at Cal State-Fullerton	L, 79-76 (OT)
Montana Tech	W, 91-36
at Montana State	L, 74-58
at Northern Arizona	L, 72-64
at Sacramento State	W, 76-69
Idaho State	L, 56-54
Weber State	L, 68-67
Eastern Washington	W, 80-61
at Northern Colorado	W, 71-60
at Portland State	L, 70-68
at Eastern Washington	W, 59-57
Montana State	W, 88-76
Sacramento State	W, 90-57
Northern Arizona	L, 80-76
at Weber State	L, 76-67
at Idaho State	W, 72-63 (OT)
Northern Colorado	W, 81-66
Portland State	L, 108-56
at Idaho State*	L, 67-65
% Hispanic College Fund Challenge, Spokane, Wash.	
* Big Sky Conference tournament, Pocatello, Idaho	

2008-09 (17-12) Wayne Tinkle

at Colorado State	L, 85-55
Montana-Western	W, 75-67
Mississippi Valley State	W, 82-65
at #10 Duke	L, 78-58
at Utah Valley	L, 82-75
Santa Clara	L, 71-68
North Dakota	W, 83-63
Denver%	W, 63-44
Texas-Arlington%	W, 67-65
at Fresno State	W, 69-65
at UC Riverside	L, 58-53
at Portland State	L, 72-45
at Washington	L, 75-53
Montana State	W, 73-59
Northern Arizona	W, 62-61
Sacramento State	W, 80-63
at Idaho State	L, 77-67
at Weber State	L, 71-55
at Eastern Washington	W, 63-50
Northern Colorado	W, 68-59
Portland State	W, 72-65
Eastern Washington	W, 60-52
at Montana State	W, 78-63
at Sacramento State	W, 60-48
at Northern Arizona	W, 73-54
Weber State	L, 69-58
Idaho State	W, 79-64

TRUGREEN[®]

Live life outside.™

authorized partner



TRUGREEN IS PROUD TO BE A SPONSOR OF THE GRIZ HOME TEAM!

Your tailored TruGreen lawn plan includes:

- Lawn fertilization and weed control
- Tree and shrub fertilization and insect control
- Weed and vegetation control
- Core aeration
- Perimeter pest control
- pH test and lime application

**VISIT US AT
TRUGREEN-MISSOULA.COM**



GAME-BY-GAME

at Northern Colorado	L, 67-57
Montana State*	L, 56-54
% Montana Holiday tournament, Missoula	
* Big Sky Conference tournament, Missoula	

2009-10 (22-10) - Wayne Tinkle

North Dakota\$	W, 61-37
Boise State\$	W, 95-82
Loyola Marymount\$	W, 64-63
at Denver	L, 56-49
at Oregon	W, 68-55
at #14 Washington	L, 63-59
Northern Arizona	W, 71-54
Northern Colorado	L, 59-48
at Loyola Marymount	W, 82-73
at Colorado State	L, 62-61
MSU-Northern	W, 57-43
UC Riverside	W, 67-52
Fresno State	W, 59-56
Great Falls	W, 100-52
at Idaho State	L, 67-65
at Weber State	L, 64-56
Eastern Washington	W, 79-66
Portland State	W, 90-58
Sacramento State	W, 57-56
at Montana State	L, 61-52
at Northern Colorado	W, 64-62
at Northern Arizona	W, 84-64
Weber State	W, 75-61
Idaho State	W, 91-68
at Portland State	W, 81-76
at Eastern Washington	L, 69-68
Sacramento State	W, 86-58
Montana State	L, 73-67
Northern Arizona*	W, 81-60
Northern Colorado**	W, 68-63
Weber State**	W, 66-65
#8 New Mexico#	L, 62-57
\$ Karl Tyler Chevrolet Tournament, Missoula	
* Big Sky Conference tournament, Missoula	
** Big Sky Conference tournament, Ogden, Utah	
# NCAA Tournament, San Jose, Calif.	

2010-11 (21-11) Wayne Tinkle

at Nevada	L, 81-66
at Utah	L, 80-71
Montana Tech	W, 78-51
Idaho	W, 75-33
Cal State Fullerton	W, 75-67
Portland	L, 58-54
at UCLA	W, 66-57
Great Falls	W, 85-50
at San Francisco	L, 50-48 (OT)
Oregon State	W, 71-66
at Idaho	W, 64-63
at Cal State Fullerton	W, 71-57
Northern Arizona	W, 83-80
Weber State	W, 75-56
at Northern Colorado	L, 63-45
at Sacramento State	W, 68-52
Eastern Washington	W, 66-47
Portland State	W, 77-70
at Idaho State	W, 75-65

Montana State	W, 75-61
at Montana State	W, 79-58
at Weber State	L, 68-52
at Northern Arizona	L, 70-53
Sacramento State	W, 64-44
Northern Colorado	W, 55-42
Idaho State	W, 71-52
at Long Beach State!	L, 74-56
at Portland State	W, 85-84
at Eastern Washington	L, 59-55 (OT)
Weber State*	W, 57-40
at Northern Colorado*	L, 65-60
Duquesne#	L, 87-76
! BracketBusters, Long Beach, Calif.	
* Big Sky Conference tournament, Greeley, Colo.	
# CBI Tournament, Missoula	

2011-12 (25-7) - Wayne Tinkle

at Colorado State	L, 64-58
Great Falls	W, 60-59
Idaho	W, 57-52
at San Diego	W, 73-60
at North Dakota	L, 88-81 (OT)
Long Beach State	W, 73-71
San Francisco	L, 65-62
at Oregon State	L, 71-46
Montana Tech	W, 64-49
Nevada	L, 70-64
at Portland	W, 80-65
Utah Valley	W, 65-52
Portland State	W, 75-64
Eastern Washington	W, 79-71
at Idaho State	W, 68-44
at Northern Arizona	W, 78-53
at Weber State	L, 80-64
Northern Colorado	W, 76-58
Sacramento State	W, 85-56
at Eastern Washington	W, 74-60
at Portland State	W, 69-67
at Montana State	W, 67-58
Idaho State	W, 76-40
at Northern Colorado	W, 75-68
at Sacramento State	W, 67-58
Hawai'i!	W, 94-79
Northern Arizona	W, 78-60
Montana State	W, 57-47
Weber State	W, 66-51
Eastern Washington*	W, 74-66
Weber State*	W, 85-66
#14 Wisconsin#	L, 49-73
! BracketBusters, Missoula	
* Big Sky Conference tournament, Missoula	
# NCAA Tournament, Albuquerque, N.M.	

2012-13 (25-7) - Wayne Tinkle

at Colorado State	L, 72-65
Minot State	W, 82-53
at Idaho	W, 66-63
San Diego	W, 67-66
at BYU	L, 85-60
at San Francisco	L, 78-68
Carroll College	W, 78-58
South Dakota State	L, 68-67 (2OT)

at Northern Arizona	W, 62-56
at Sacramento State	W, 61-60
Eastern Washington	W, 81-66
Portland State	W, 62-55
at North Dakota	W, 77-62
at Northern Colorado	W, 85-77
Southern Utah	W, 73-67
Montana State	W, 76-71 (OT)
Idaho State	W, 70-51
Weber State	W, 76-74
at Portland State	W, 81-68
at Eastern Washington	W, 65-46
Northern Colorado	W, 73-63
North Dakota	W, 78-58
at Weber State	L, 87-63
at Idaho State	W, 61-54
at Davidson!	L, 93-87 (OT)
at Montana State	W, 71-68
at Southern Utah	W, 86-74 (OT)
Sacramento State	W, 63-52
Northern Arizona	W, 63-50
Northern Colorado*	W, 70-56
Weber State*	W, 67-64
#16 Syracuse#	L, 81-34
! BracketBusters, Davidson, N.C.	
* Big Sky Conference tournament, Missoula	
# NCAA Tournament, San Jose, Calif.	

2013-14 (17-13) - Wayne Tinkle

at Minnesota	L, 84-58
at South Dakota State	W, 77-69
San Francisco	L, 75-74
at Washington	L, 83-79
at Hawaii	L, 72-61
Idaho	W, 69-58
St. Martin's	W, 73-57
UM-Western	W, 91-74
at Idaho	W, 72-71
Northern Arizona	L, 73-65
Sacramento State	W, 82-70
at Eastern Washington	L, 69-62
at Portland State	L, 81-78 (3 OT)
North Dakota	W, 84-71
Northern Colorado	L, 84-73
at Idaho State	W, 59-54
at Weber State	L, 68-63
at Southern Utah	W, 69-61
at Montana State	W, 70-66
Portland State	W, 82-76 (OT)
Eastern Washington	W, 82-77
at Northern Colorado	L, 89-86 (OT)
at North Dakota	L, 74-69
Weber State	W, 68-57
Idaho State	W, 62-61
Southern Utah	W, 82-54
Montana State	W, 53-50
at Sacramento State	W, 70-55
at Northern Arizona	L, 67-47
Portland State*	L, 70-63
* Big Sky Conference tournament, Ogden, Utah	



Head Coach Travis DeGuire

2014-15 (20-13) - Travis DeGuire

at Colorado State	L, 83-66
at Boise State	L, 72-67 (2OT)
Seattle\$	W, 66-62
Carroll College	W, 75-52
at San Francisco	L, 76-57
at California	L, 78-76 (2OT)
North Dakota State	W, 69-57
Davidson	L, 110-99
at Milwaukee-Wisconsin	L, 73-58
South Dakota	L, 67-62
Northern Colorado	W, 66-48
North Dakota	W, 74-63
at Weber State	L, 68-60
at Idaho State	W, 90-64
Montana Tech	W, 86-44
Montana State	W, 63-48
Northern Arizona	W, 64-57
Southern Utah	W, 58-56
at Portland State	W, 73-54
at Sacramento State	L, 70-69
Eastern Washington	L, 75-69
Idaho	W, 70-56
at North Dakota	W, 65-61
at Northern Colorado	W, 83-81 (3OT)
Idaho State	W, 88-77
Weber State	W, 74-63
at Idaho	L, 92-87 (2OT)

at Eastern Washington	W, 77-76
at Montana State	W, 70-54
Weber State*	W, 76-73 (OT)
Northern Arizona*	W, 61-59
Eastern Washington*	L, 69-65
Texas A&M#	L, 81-64
% Marv Harshman Classic, Seattle, Washington	
* Big Sky Conference tournament, Missoula	
# NIT, College Station, Texas	

2015-16 (21-12) - Travis DeGuire

Boise State	W, 74-72
at San Jose State	L, 64-61
Carroll College	W, 70-61
at North Dakota State	L, 73-53
at Pepperdine	L, 69-63
San Francisco	W, 82-50
at #20 Gonzaga	L, 61-58
at Washington	L, 92-62
Great Falls	W, 79-59
at #2 Kansas	L, 88-46
Montana-Western	W, 75-43
at Northern Arizona	W, 90-84 (2 OT)
at Southern Utah	W, 83-66
Portland State	W, 79-66
Sacramento State	W, 77-58
at Northern Colorado	W, 73-66
at North Dakota	W, 65-61
Idaho	L, 63-58
Eastern Washington	W, 74-69
at Montana State	W, 80-72
at Sacramento State	L, 83-79
at Portland State	W, 82-80
Southern Utah	W, 86-53
Northern Arizona	W, 85-67
Montana State	W, 87-78
at Idaho State	W, 90-77
at Weber State	L, 60-54
North Dakota	W, 71-46
Northern Colorado	L, 78-72
Sacramento State*	W, 70-53
Idaho*	W, 81-72
Weber State*	L, 62-59
at Nevada#	W, 79-75
* Big Sky Conference tournament, Reno, Nev.	
# CBI tournament, Reno, Nev.	

2016-17 (16-16) - Travis DeGuire

at Southern California	L, 75-61
Wyoming	L, 73-72
vs. North Carolina State%	L, 85-72
vs. Washington State%	L, 87-63
vs. Oral Roberts%	W, 68-47
at Mississippi	L, 86-81
at South Dakota	L, 72-67
Milwaukee	W, 75-69
San Jose State	W, 81-62
at Wyoming	L, 85-83
at #22 Oregon	L, 81-67
at UC Riverside	W, 71-63
Pepperdine	W, 71-70
Idaho State	W, 74-62

Weber State	L, 84-81 (OT)
at Idaho	W, 70-57
at Eastern Washington	W, 65-59
Northern Colorado	W, 89-68
North Dakota	W, 76-70
at Portland State	L, 88-79
at Sacramento State	L, 92-83
Eastern Washington	L, 72-60
Idaho	L, 85-77 (OT)
Montana State	W, 90-84
at Southern Utah	W, 70-55
at Northern Arizona	W, 76-59
Sacramento State	L, 67-65
Portland State	W, 85-82
at Montana State	L, 78-69
at Weber State	W, 78-74
at Idaho State	W, 95-76
vs. Idaho*	L, 81-77
% Paradise Jam, St. Thomas, U.S. Virgin Islands	
*Big Sky Conference tournament, Reno, Nev.	

2017-18 (26-8) - Travis DeGuire

Whitworth	W, 72-60
at Pitt%	W, 83-78 (OT)
at Penn State^	L, 70-57
vs. Oral Roberts&	W, 69-64
vs. UC Santa Barbara&	L, 80-73
Carroll	W, 86-75
at Stanford	L, 70-54
Cal State Northridge	W, 86-68
at #21 UCLA	Canceled
at Georgia State	L, 71-68
UC Riverside	W, 77-61
UC Irvine	W, 86-68
at Washington	L, 66-63
at Northern Arizona	W, 87-69
at Southern Utah	W, 79-49
North Dakota	W, 109-79
Northern Colorado	W, 89-80
at Sacramento State	W, 78-66
at Portland State	W, 92-89
at Montana State	W, 67-52
Southern Utah	W, 71-47
Northern Arizona	W, 82-64
at Northern Colorado	W, 88-79
at North Dakota	W, 72-67
Portland State	W, 80-60
Sacramento State	W, 71-69 (OT)
at Eastern Washington	L, 74-65
at Idaho	L, 79-77 (OT)
Montana State	W, 90-63
Weber State	W, 75-57
Idaho State	W, 75-64
vs. North Dakota*	W, 84-76
vs. Northern Colorado*	W, 91-89 (OT)
vs. Eastern Washington*	W, 82-65
vs. #7 Michigan#	L, 61-47
% Legends Classic, Pittsburgh, Penn.	
^ Legends Classic, State College, Penn.	
& Legends Classic, Malibu, Calif.	
* Big Sky Conference tournament, Reno, Nev.	
# NCAA Tournament, Wichita, Kan.	

GAME-BY-GAME

2018-19 (26-9) - Travis DeGuire

Georgia State	W, 81-74
Montana Tech	W, 79-55
vs. Incarnate Word%	W, 93-66
vs. Miami (Ohio)%	W, 73-71
vs. Georgia Southern%	L, 80-77
at Creighton	L, 98-72
College of Idaho	W, 80-62
at UC Irvine	L, 60-51
North Dakota State	W, 60-53
at Arizona	L, 61-42
at South Dakota State	W, 85-74
at Northern Arizona	W, 88-64
at Southern Utah	W, 89-76
Sacramento State	W, 87-56
Portland State	L, 77-74
at Eastern Washington	L, 78-71
at Northern Colorado	W, 88-64
at Idaho	W, 69-51
Idaho State	W, 80-69
Weber State	W, 75-68
at Montana State	W, 83-78
Idaho	W, 100-59
Eastern Washington	W, 75-74
at Weber State	W, 83-80

at Idaho State	W, 80-68
Montana State	W, 89-83
Northern Colorado	L, 74-72
Southern Utah	W, 70-54
Northern Arizona	W, 66-64
at Portland State	L, 81-69
at Sacramento State	W, 86-68
vs. Sacramento State*	W, 79-73
vs. Weber State*	W, 78-49
vs. Eastern Washington*	W, 68-62
vs. #8 Michigan#	L, 74-55

% Islands of the Bahamas Showcase
(Nassau, Bahamas)

* Big Sky Conference tournament, Missoula

NCAA Tournament, Des Moines, Iowa

2019-20 (18-13) - Travis DeGuire

at Stanford	L, 73-62
MSU-Northern	W, 64-50
at Arkansas%	L, 64-46
Montana Tech^	L, 74-72
at #25 Washington	L, 73-56
Texas Southern^	W, 74-62
Coppin State^	W, 69-62
at New Mexico	L, 72-63
North Dakota	W, 77-70

at #8 Oregon	L, 81-48
at Omaha	L, 87-82 (OT)
Northern Arizona	W, 79-72
Sacramento State	W, 52-50
at Southern Utah	W, 60-58
at Northern Colorado	L, 74-66
at Eastern Washington	W, 90-63
Portland State	W, 85-70
Idaho	W, 67-63
at Idaho State	W, 77-74
at Weber State	L, 87-85 (OT)
at Portland State	L, 88-81
Montana State	W, 78-64
Eastern Washington	W, 92-82
at Idaho	W, 82-71
Weber State	W, 72-37
Idaho State	W, 78-63
at Montana State	W, 59-54
at Northern Arizona	L, 57-56
at Sacramento State	W, 79-71
Northern Colorado	L, 71-64
Southern Utah	L, 85-80 (OT)
Idaho State*	Canceled

% Collegiate Hoops Roadshow, Fayetteville, Ark.

^ Collegiate Hoops, Roadshow, Missoula

* Big Sky Conference tournament, Boise, Idaho



Missoula Off-Site Airport Parking

NO SHUTTLE - We pick up after departure
and drop off on your arrival

Have your vehicle washed, vacuumed or
detailed while you are away

CALL 549-4111 FOR RESERVATIONS

GRIZ SPECIAL

Present this ad for **1 FREE DAY OF PARKING**



Air Force 6-5	Florida Atlantic 0-0	Navy 1-0	Southern California 1-2
Alaska-Anchorage 0-1	Florida State 0-1	Nebraska 2-3	Southern Illinois 0-2
Alaska-Fairbanks 2-0	Fresno State 5-4	Nevada 23-17	Southern Oregon 2-0
Albertson 2-0	George Washington 0-1	New Mexico 16-9	Southern Utah 18-6
American 1-0	Georgia Southern 1-1	New Mexico State 1-1	Southwestern 1-0
Arizona 0-2	Georgia State 2-1	Niagra 0-1	Stanford 2-5
Arizona State 1-3	Gonzaga 86-64	North Carolina State 0-1	St. Cloud State 2-0
Arkansas 0-1	Great Falls 12-0	North Dakota 18-6	St. Francis 1-1
Arkansas State 1-0	Hamline 0-1	North Dakota State 7-3	St. John's 1-0
Auburn 0-1	Hardin-Simmons 1-0	North Texas 0-1	St. Mary's 9-4
Augsburg 0-1	Harvard 0-1	Northeastern 1-0	St. Peter's 0-2
Augustana 3-1	Hawai'i 3-4	Northeastern Illinois 2-0	Syracuse 0-1
Baylor 0-2	Hawai'i-Hilo 1-0	Northern Arizona 72-33	TCU 0-1
Bemidji State 3-1	Houston Baptist 1-0	Northern Colorado 25-11	Tennessee Tech 1-0
Black Hills State 1-0	Idaho 90-111	Northern Iowa 2-2	Texas A&M 0-1
Boise State 29-30	Idaho State 107-44	Northern Michigan 2-1	Texas-Arlington 4-0
Boston College 0-2	Illinois-Chicago 1-1	Notre Dame 1-0	Texas Southern 2-0
Boston University 1-0	Illinois State 1-1	Oklahoma State 1-2	Texas Tech 1-2
Bradley 0-2	Incarnate Word 1-0	Ole Miss 0-2	Toledo 0-1
British Columbia 2-0	Indiana 0-1	Omaha 0-1	Towson 0-0
Bucknell 1-0	Iowa State 0-1	Oral Roberts 3-5	Tulsa 0-1
BYU 10-26	Jackson State 0-1	Oregon 4-23	UCLA 1-4
Cal State Dominguez Hills . 1-0	Jamestown 0-1	Oregon State 4-17	UC Irvine 3-5
Cal State Fullerton 8-3	Kansas 0-2	Pacific 8-5	UC Riverside 5-1
Cal State Hayward 1-0	Kansas State 1-1	Pacific Lutheran 4-2	UC Santa Barbara 2-5
Cal State Northridge 11-7	Kent State 1-0	Pan American 1-0	UNLV 1-4
Cal Poly 3-0	Kentucky 0-1	Parsons 1-0	Utah 6-29
California 0-2	La Salle 1-0	Pasco Air Force Base 0-1	Utah State 15-25
Carroll College 27-12	Lewis-Clark State 5-0	Penn State 0-1	Utah Valley 2-2
Central Connecticut State . 0-1	Linfield 1-0	Pepperdine 2-4	UTEP 0-1
Central Washington 9-6	Long Beach State 2-5	Peru State 1-0	Valley City State 1-0
Chico State 2-0	Loyola Marymount 8-1	Pitt 1-0	Valparaiso 1-1
City College of New York .. 0-1	Macalester 2-0	Portland 13-9	Wabash 0-1
Coastal Carolina 1-0	Maine 1-0	Portland State 39-24	Washington 9-47
College of Idaho 1-0	Miami (Ohio) 1-0	Puget Sound 6-9	Washington State 27-85
Colorado 1-2	Michigan 0-2	Purdue 0-2	Weber State 61-71
Colorado State 14-21	Michigan State 0-1	Regis 1-0	West Texas A&M 1-0
Colorado State-Pueblo 2-1	Middle Tennessee State ... 0-1	Rice 3-1	West Virginia 0-1
Concordia College (Minn.) 1-0	Midwestern State 1-0	Rocky Mountain College ... 8-1	Western Illinois 1-0
Concordia-Irvine 1-0	Milwaukee 2-3	Sacramento State 45-9	Western Kentucky 0-2
Coppin State 1-0	Minnesota 1-4	Saint Martin's 2-0	Western Oregon 2-0
Creighton 2-5	Minnesota-Duluth 0-2	San Diego 4-3	Western Washington 2-0
Davidson 0-2	Minnesota State 1-0	San Diego State 1-1	Whitman 21-18
Denver 14-17	Minot State 1-0	San Francisco 1-7	Whitworth 10-5
Doane 1-0	Mississippi State 0-1	San José State 6-7	William & Mary 0-1
Drake 1-0	Mississippi Valley State 3-0	Santa Clara 2-6	Williamette 2-0
Duke 0-1	Missouri 0-2	Seattle 5-2	Wisconsin 0-3
Duquesne 0-1	Missouri-Kansas City 3-0	Seattle Pacific 3-0	Wisconsin-La Crosse 1-0
Eastern Michigan 1-0	Monmouth 1-0	Simon Fraser 14-0	Wisconsin-Stout 8-0
Eastern Washington 71-44	Montana State 153-148	South Alabama 1-0	Wisconsin-Superior 0-1
Evansville 1-1	Montana State-Northern . 16-0	South Dakota 3-2	Wyoming 12-23
Evergreen State 2-0	Montana Tech 47-12	South Dakota State 5-1	Youngstown State 2-0
Fairfield 1-0	Montana-Western 8-3	Southeast Missouri State ... 4-1	
Florida A&M 1-0	Morningside 1-0	Southeastern Louisiana 2-0	



NMLS #1166112/2550 | Branch #37
704 West Sussex, Missoula, MT 59801
(406)542-0700

Visit Us and Apply Online at
www.missoula.mannmortgage.com





POST SEASON

HISTORY

POSTSEASON HISTORY

YEAR	TOURNAMENT	ROUND	OPPONENT	W/L	SCORE	SITE	VENUE
Head Coach: Jud Heathcote							
1974-75	NCAA	Reg. Quarterfinals	Utah State	W	69-63	Pullman, Wash.	Beasley Coliseum
	NCAA	Sweet 16	UCLA	L	64-67	Portland, Ore.	Memorial Coliseum
	NCAA	Reg. Third Place	UNLV	L	67-75	Portland, Ore.	Memorial Coliseum
Head Coach: Mike Montgomery							
1984-85	NIT	1st Round	UCLA	L	47-78	Los Angeles, Calif.	Pauley Pavilion
1985-86	NIT	1st Round	Texas Christian	L	69-76	Missoula, Mont.	Dahlberg Arena
Head Coach: Stew Morrill							
1990-91	NCAA	1st Round	UNLV	L	65-99	Tuscon, Ariz.	Wells Fargo Arena
Head Coach: Blane Taylor							
1991-92	NCAA	1st Round	Florida State	L	68-78	Boise, Idaho	Taco Bell Arena
1994-95	NIT	1st Round	UTEP	L	60-90	El Paso, Texas	Memorial Gym
1996-97	NCAA	1st Round	Kentucky	L	54-92	Salt Lake City, Utah	Jon M. Huntsman Center
Head Coach: Don Holst							
2001-02	NCAA	1st Round	Oregon	L	62-81	Sacramento, Calif.	The Nest
Head Coach: Larry Krystkowiak							
2004-05	NCAA	1st Round	Washington	L	77-88	Boise, Idaho	Taco Bell Arena
2005-06	NCAA	1st Round	Nevada	W	87-79	Salt Lake City, Utah	Jon M. Huntsman Center
	NCAA	2nd Round	Boston College	L	56-69	Salt Lake City, Utah	Jon M. Huntsman Center
Head Coach: Wayne Tinkle							
2009-10	NCAA	1st Round	New Mexico	L	57-62	San Jose, Calif.	Event Center
2010-11	CBI	1st Round	Duquesne	L	76-87	Missoula, Mont.	Dahlberg Arena
2011-12	NCAA	1st Round	Wisconsin	L	49-73	Albuquerque, N.M.	The Pit
2012-13	NCAA	1st Round	Syracuse	L	34-81	San Jose, Calif.	Event Center
Head Coach: Travis DeCuire							
2014-15	NIT	1st Round	Texas A&M	L	64-81	College Station, Texas	Reed Arena
2015-16	CBI	1st Round	Nevada	L	75-79	Reno, Nev.	Lawlor Events Center
2017-18	NCAA	1st Round	Michigan	L	47-61	Wichita, Kan.	INTRUST Bank Arena
2018-19	NCAA	1st Round	Michigan	L	55-74	Des Moines, Iowa	Wells Fargo Arena



The 1974-75 team was the first in school history to play in the NCAA tournament. The Griz advanced to the regional semifinals (Sweet 16) before losing to John Wooden's UCLA Bruins, who went on to win the national championship that year.

BIG SKY REGULAR-SEASON CHAMPIONS

YEAR	CHAMPIONS (CONFERENCE RECORD)	RUNNERS-UP (CONFERENCE RECORD)
2019-20	Eastern Washington (16-4)	Northern Colorado (15-5)
2018-19	Montana (16-4)	Northern Colorado (15-5)
2017-18	Montana (16-2)	Idaho (14-4)
2016-17	North Dakota (14-4)	Eastern Washington (13-5)
2015-16	Weber State (15-3)	Montana (14-4)
2014-15	Montana, Eastern Washington (14-4)	Sacramento State, Northern Arizona (13-5)
2013-14	Weber State (14-6)	Montana, North Dakota, Northern Arizona (12-8)
2012-13	Montana (19-1)	Weber State (18-2)
2011-12	Montana (15-1)	Weber State (14-2)
2010-11	Northern Colorado (13-3)	Montana (12-4)
2009-10	Weber State (13-3)	Northern Colorado (12-4)
2008-09	Weber State (15-1)	Portland State, Montana (11-5)
2007-08	Portland State (14-2)	Northern Arizona (11-5)
2006-07	Weber State, Northern Arizona (11-5)	Montana (10-6)
2005-06	Northern Arizona (12-3)	Montana (10-4)
2004-05	Portland State (11-3)	Montana, Montana State (9-5)
2003-04	Eastern Washington (11-3)	Northern Arizona, Idaho State, Sacramento State, Weber State (7-7)
2002-03	Weber State (14-0)	Eastern Washington (9-5)
2001-02	Montana State (12-2)	Eastern Washington (10-4)
2000-01	Cal State Northridge (13-3)	Eastern Washington (11-5)
1999-00	Montana (12-4)	Eastern Washington (12-4)
1998-99	Weber State (13-3)	Northern Arizona (12-4)
1997-98	Northern Arizona (13-3)	Weber State (12-4)
1996-97	Northern Arizona (14-2)	Montana (11-5)
1995-96	Montana State (11-3)	Montana, Weber State, Boise State (10-4)
1994-95	Montana, Weber State (11-3)	Montana State (8-6)
1993-94	Weber State, Idaho (10-4)	Idaho State (9-5)
1992-93	Idaho (11-3)	Boise State, Weber State (10-4)
1991-92	Montana (14-2)	Nevada (13-3)
1990-91	Montana (13-3)	Nevada (12-4)
1989-90	Idaho (13-3)	Eastern Washington (11-5)
1988-89	Idaho, Boise State (13-3)	Montana (11-5)
1987-88	Boise State (13-3)	Idaho (11-5)
1986-87	Montana State (12-2)	Boise State (10-4)
1985-86	Northern Arizona (9-5)	Montana (9-5)
1984-85	Nevada (11-3)	Montana (10-4)
1983-84	Weber State (12-2)	Montana (9-5)
1982-83	Nevada, Weber State (10-4)	Montana (9-5)
1981-82	Idaho (13-1)	Montana (10-4)
1980-81	Idaho (12-2)	Montana, Montana State (11-3)
1979-80	Weber State (13-1)	Idaho (9-5)
1978-79	Weber State (10-5)	Northern Arizona, Idaho State (8-6)
1977-78	Montana (12-2)	Idaho State (11-3)
1976-77	Idaho State (13-1)	Weber State (11-3)
1975-76	Boise State (11-5)	Weber State (10-6)
1974-75	Montana (13-1)	Idaho State (9-5)
1973-74	Idaho State (12-3)	Montana (11-4)
1972-73	Weber State (13-1)	Idaho State (10-4)
1971-72	Weber State (10-4)	Idaho State, Gonzaga, Northern Arizona (8-6)
1970-71	Weber State (12-2)	Idaho, Montana State (8-6)
1969-70	Weber State (12-3)	Idaho State (11-4)
1968-69	Weber State (15-0)	Montana State (11-4)
1967-68	Weber State (12-3)	Idaho (9-6)
1966-67	Montana State, Gonzaga (7-3)	Idaho State, Idaho, Weber State (5-5)
1965-66	Gonzaga, Weber State (8-2)	Montana (6-4)
1964-65	Weber State (8-2)	Montana State, Gonzaga (6-4)
1963-64	Montana State (8-2)	Weber State (7-3)

BIG SKY TOURNAMENT RESULTS

YEAR	CHAMPIONS	RUNNERS-UP
2020	N/A – COVID-19	
2019	Montana	Eastern Washington
2018	Montana	Eastern Washington
2017	North Dakota	Eastern Washington
2016	Weber State	Montana
2015	Eastern Washington	Montana
2014	Weber State	North Dakota
2013	Montana	Weber State
2012	Montana	Weber State
2011	Northern Colorado#	Montana
2010	Montana	Weber State
2009	Portland State	Montana State
2008	Portland State	Northern Arizona
2007	Weber State	Northern Arizona
2006	Montana	Northern Arizona
2005	Montana	Weber State
2004	Eastern Washington	Northern Arizona
2003	Weber State	Eastern Washington
2002	Montana	Eastern Washington
2001	CSUN	Eastern Washington
2000	Northern Arizona	CSUN
1999	Weber State	Northern Arizona
1998	Northern Arizona	Montana State
1997	Montana	CSUN
1996	Montana State	Weber State
1995	Weber State	Montana
1994	Boise State	Idaho State
1993	Boise State	Idaho
1992	Montana	Nevada
1991	Montana	Idaho
1990	Idaho	Eastern Washington
1989	Idaho	Boise State
1988	Boise State	Montana State
1987	Idaho State	Nevada
1986	Montana State	Montana
1985	Nevada	Idaho State
1984	Nevada	Montana
1983	Weber State	Nevada
1982	Idaho	Nevada
1981	Idaho	Montana
1980	Weber State	Montana
1979	Weber State	Northern Arizona
1978	Weber State	Montana
1977	Idaho State	Weber State
1976	Boise State	Weber State

2011 victory vacated due to NCAA violations

BIG SKY CHAMPIONSHIP HISTORY

1978 – MISSOULA, MONT.

SF: Montana 70, Boise State 61
F: Weber State 62, Montana 55 (OT)

1979 – OGDEN, UTAH

SF: Weber State 98, Montana 71

1980 – OGDEN, UTAH

SF: Montana 63, Idaho 53
F: Weber State 50, Montana 42

1981 – MOSCOW, IDAHO

SF: Montana 85, Montana State 64
F: Idaho 70, Montana 64

1982 – MOSCOW, IDAHO

SF: Nevada 97, Montana 93 (2OT)

1983 – RENO, NEV.

SF: Weber State 54, Montana 53

1984 – OGDEN, UTAH

QF: Montana 69, Northern Arizona 54
SF: Montana 76, Montana State 64
F: Nevada 71, Montana 69

1985 – BOISE, IDAHO

QF: Boise State 67, Montana 54

1986 – RENO, NEV.

QF: Montana 68, Idaho 60
SF: Montana 72, Weber State 68
F: Montana State 82, Montana 77

1987 – FLAGSTAFF, ARIZ.

QF: Idaho 63, Montana 62

1988 – BOZEMAN, MONT.

QF: Montana 77, Northern Arizona 72
SF: Montana State 60, Montana 54

1989 – BOISE, IDAHO

QF: Montana 87, Montana State 84 (OT)
SF: Idaho 77, Montana 56

1990 – BOISE, IDAHO

QF: Montana State 69, Montana 57

1991 – MISSOULA, MONT.

SF: Montana 109, Idaho State 97
F: Montana 76, Idaho 68

1992 – MISSOULA

SF: Montana 69, Idaho 52
F: Montana 73, Nevada 68

1993 – MOSCOW, IDAHO

QF: Idaho State 61, Montana 50

1994 – BOISE, IDAHO

QF: Idaho 74, Montana 63

1995 – OGDEN, UTAH

SF: Montana 83, Montana State 73
F: Weber State 84, Montana 22

1996 – BOZEMAN, MONT.

QF: Idaho 72, Montana 67

1997 – FLAGSTAFF, ARIZ.

SF: Montana 81, Weber State 56
F: Montana 82, CSUN 79

1998 – FLAGSTAFF, ARIZ.

QF: Montana State 68, Montana 60

2000 – MISSOULA, MONT.

SF: CSUN 76, Montana 65

2002 – BOZEMAN, MONT.

QF: Montana 82, Northern Arizona 64
SF: Montana 70, Montana State 68
F: Montana 70, Eastern Washington 66

2003 – MISSOULA, MONT.

QF: Sacramento State 88, Montana 75

2004 – POCATELLO, IDAHO

QF: Idaho State 74, Montana 73

2005 – MISSOULA, MONT.*/ PORTLAND, ORE.

QF: Montana 58,
Eastern Washington 48*
SF: Montana 79, Montana State 67
F: Montana 63, Weber State 61

2006 – FLAGSTAFF, ARIZ.

SF: Montana 73,
Eastern Washington 71 (OT)
F: Montana 73, Northern Arizona 60

2007 – MISSOULA, MONT.*/ OGDEN, UTAH

QF: Montana 70, Idaho State 63 (OT)*
SF: Northern Arizona 78, Montana 71

2008 – POCATELLO, IDAHO

QF: Idaho State 67, Montana 65

2009 – MISSOULA, MONT.

QF: Montana State 56, Montana 54

2010 – MISSOULA, MONT.*/ OGDEN, UTAH

QF: Montana 81, Northern Arizona 60
SF: Montana 68, Northern Colorado 63
F: Montana 66, Weber State 65

2011 – GREELEY, COLO.

SF: Montana 57, Weber State 40
F: Northern Colorado 73, Montana 60

2012 – MISSOULA, MONT.

SF: Montana 74, Eastern Washington 66
F: Montana 85, Weber State 66

2013 – MISSOULA, MONT.

SF: Montana 70, Northern Colorado 54
F: Montana 67, Weber State 64

2014 – OGDEN, UTAH

QF: Portland State 70, Montana 63

2015 – MISSOULA, MONT.

QF: Montana 76,
Weber State 73 (OT)
SF: Montana 61,
Northern Arizona 59
F: Eastern Washington 69,
Montana 65

2016 – RENO, NEV.

QF: Montana 70,
Sacramento State 53
SF: Montana 81, Idaho 72
F: Weber State 62, Montana 59
2017 – Reno, Nev.
QF: Idaho 81, Montana 77

2018 – RENO, NEV.

QF: Montana 84, North Dakota 76
SF: Montana 91,
Northern Colorado 89 (OT)
F: Montana 82,
Eastern Washington 65

2019 – BOISE, IDAHO

QF: Montana 79,
Sacramento State 73
SF: Montana 78, Weber State 49
F: Montana 68,
Eastern Washington 62

2020 – BOISE, IDAHO

N/A – COVID-19

CHAMPIONSHIP HISTORY

Opponent	App.	Wins	Losses	1st	2nd
Boise State*	14	12	10	4	1
CSUN*	5	7	4	1	2
Eastern Washington	18	17	15	2	6
Gonzaga*	1	0	1	0	0
Idaho	23	17	19	4	2
Idaho State	28	17	25	2	2
Montana	41	43	29	11	9
Montana State	33	16	30	2	3
Nevada*	11	11	9	2	4
North Dakota*	5	9	4	1	1
Northern Arizona	28	15	26	2	6
Northern Colorado	10	2 [#]	8	0 [#]	0
Portland State	17	12	14	2	0
Sacramento State	11	7	10	0	0
Southern Utah	6	6	5	0	0
Weber State	43	47	33	10	8

* No longer part of Big Sky Conference

Four wins and 2011 title vacated due to NCAA violations

UM RECORD BY OPPONENT

Opponent	W	L	Streak	Last Mtg.
Boise State	1	1	L1	1985
CSUN	1	1	L1	2000
Eastern Washington	6	1	W2	2019
Idaho	5	6	L1	2017
Idaho State	2	3	L1	2008
Montana State	6	5	L1	2009
Nevada	1	2	W2	1992
North Dakota	1	0	W1	2018
Northern Arizona	6	1	W2	2015
Northern Colorado	3	1	W2	2018
Portland State	0	1	L1	2014
Sacramento State	2	1	W2	2019
Weber State	9	6	W1	2019
TOTAL	43	29	W6	-



Check Out Our Paid Internship Opportunities!

**Get Real
Experience
Right Here in
Missoula**

- ▣ Accounting
- ▣ Sales
- ▣ Marketing
- ▣ Information Technology
- ▣ Operations Management



The Official Trucking Partner of Grizzly Athletics

HALL OF FAME

HALL OF FAME

BASKETBALL HALL OF FAME

Editor's Note: Montana's basketball, football and track & field hall of fames have all been replaced with the Grizzly Sports Hall of Fame, inaugurated in the fall of 1993. Members of the Basketball Hall of Fame who have been inducted into the Grizzly Sports Hall of Fame include: Harry Adams, Bob Cope, George "Jiggs" Dahlberg, Naseby Rhinehart, Larry Krystkowiak and Russell Sweet. All were inducted in 1993. Robert O'Billovich was inducted in 1995, Micheal Ray Richardson and Robin Selvig were both inducted in 2001, Hal Sherbeck was inducted in 2005 and Ed Anderson was inducted in 2010.

Inducted February 15, 1951

Name	Years Played	Hometown
Roy McPhail	1905-08	New Chicago, Mont.
Arthuar Bishop	1907-09	Missoula, Mont.
Ray Hamilton	1907-09	Missoula, Mont.
Edwin Cummins	1913-16	Helena, Mont.
Ernest Prescott	1914; 16; 18	Missoula, Mont.
William Larkin	1917-18; 20-21	Red Lodge, Mont.
George Dahlberg	1923-25	Butte, Mont.
Edward Illman	1924-26	Missoula, Mont.
Sam Kain	1926-28	Helena, Mont.
Edward Chinske	1928-30	Michigan City, Ind.
Billy LeRoy Rohlffs	1929-31	Salem, S.D.
William Lazetich	1937-39	Anaconda, Mont.
Bernard Ryan	1938-40	Billings, Mont.
William DeGroot	1940-42	Livingston, Mont.

Inducted March 1, 1955

Louis Rocheleau	1946-49	Missoula, Mont.
Richard Carstensen	1947-50	Helena, Mont.
Robert Cope	1947-50	Missoula, Mont.
Ed Wenger	1906-08	Anaconda, Mont.

Inducted April 1, 1957

John Eaheart	1948-50	Missoula, Mont.
Harold Sherbeck	1951-52	Big Sandy, Mont.
Robert Sparks	1950-52	Missoula, Mont.
Edward Anderson	1952-54	Missoula, Mont.
Fred Whistler	1912-13	Missoula, Mont.

Inducted November 27, 1967

Rudolph Rhoades	1955-57	Kalispell, Mont.
Russell Sheriff	1956-58	Helena, Mont.
Daniel Balko	1958-60	Great Falls, Mont.
Robert O'Billovich	1960-62	Butte, Mont.
Charles Burgess	1941-43	Dillon, Mont.

Inducted January 28, 1971

Charles G. Miller	1936-38	Anaconda, Mont.
Dave Gustafson	1968-70	Vaughn, Mont.

Inducted February 24, 1979

Timothy Aldrich	1962-64	Missoula, Mont.
Raymond Lucien	1961-63	Baton Rouge, La.

Inducted February 16, 1980

Allan Nielsen	1976-79	Westby, Mont.
Ray Howard	1954-57	Helena, Mont.
Jim Powell	1957-59	Missoula, Mont.
Dan Sullivan	1960-62	Butte, Mont.

Inducted January 24, 1981

Naseby Rhinehart Sr.	1933-35	Milwaukee, Wis.
Rae Greene	1939-41	Chicago, Ill.
Charles Moses	1946-48	Midwest, Wyo.

Inducted January 24, 1981

Name	Years Played	Hometown
John Creek	1946-48	Dillon, Mont.
Charles Davis	1947; 52-53	Dillon, Mont.
Edward Argenbright	1954-56	Cut Bank, Mont.
Bill "Biff" Hall	1939-41	Sioux Falls, S.D.
Eric Hays	1973-75	Junction City, Ore.
Steve Lowry	1961-63	Red Lodge, Mont.

Inducted February 27, 1982

Ken McKenzie	1973-75	Port Coquitlam, B.C.
Mike Murray	1972-73	Seattle, Wash.

Inducted February 19, 1983

Jim Graham	1947-50	Columbus, Mont.
Robin "Bo" Selvig	1972-74	Outlook, Mont.

Inducted February 14, 1984

Ben DeMers	1974-76	Missoula, Mont.
------------	---------	-----------------

Inducted February 23, 1985

Micheal Ray Richardson	1975-78	Denver, Colo.
------------------------	---------	---------------

Inducted Sept. 3, 1993

Harry Adams	1915-16; 19-21	Aberdeen, Wash.
Robert Cope	1947-50	Missoula, Mont.
George "Jiggs" Dahlberg	1923-25; 38-42; 45-55	Butte, Mont.
William "Wild Bill" Kelly	1925-26	Missoula, Mont.
Larry Krystkowiak	1982-85	Missoula, Mont.
Naseby Rhinehart, Sr.	1933-35	Milwaukee, Wis.
Russell Sweet	1925-27	Miles City, Mont.

Inducted Nov. 3, 1995

Robert O'Billovich	1960-62	Butte, Mont.
--------------------	---------	--------------

Inducted Sept. 2, 1994

Jack Swarthout	1941	Prosser, Wash.
----------------	------	----------------

Inducted Oct. 26, 1996

Jud Heathcote (coach)	1972-76	Spokane, Wash.
-----------------------	---------	----------------

Inducted Feb. 9, 2001

Michael Ray Richardson	1975-78	Denver, Colo.
Robin Selvig	1972-74	Outlook, Mont.

Inducted Oct. 21, 2005

Derrick Pope	1980-83	Aurora, Colo.
Harold Sherbeck	1951-52	Big Sandy, Mont.

Inducted Nov. 12, 2010

Basketball Team	1974-75	
Edward Anderson	1952-54	Missoula, Mont.


GRIZ IN THE PROS



MICHAEL RAY RICHARDSON
1978 1st Round NBA Draft Pick
NEW YORK KNICKS



LEE JOHNSON
1979 1st Round NBA Draft Pick
HOUSTON ROCKETS




LARRY KRYSWKOWIAK
1986 2nd Round NBA Draft Pick
CHICAGO BULLS



MARC GLASS
1984 4th Round NBA Draft Pick
LOS ANGELES CLIPPERS



KEN MCKENZIE
1975 5th Round NBA Draft Pick
SEATTLE SUPERSONICS



DERRICK POPE
1983 6th Round NBA Draft Pick
PORTLAND TRAIL BLAZERS



JOHN STROEDER
1980 8th Round NBA Draft Pick
PORTLAND TRAIL BLAZERS

PLAYER	YEARS AT UM	PLAYER	YEARS AT UM
Jamar Akoh	2017-19	Matthew Martin.....	2005-08
Delvon Anderson	1990-92	Virgil Matthews.....	2005-06
Nate Atchinson.....	1991-92	Ken McKenzie.....	1971-75
David Bell	2001-03	Michael Oguine	2015-19
Martin Breunig	2014-16	Derrick Pope	1979-83
Jared Buckmaster	1998-01	Sayeed Pridgett.....	2016-20
J.R. Camel	1995-97	Brian Qvale	2007-11
Gordon Chase	2006-07	Billy Reader	2010-12
Mike Chavez	2002-07	John Reckard.....	1986-89
Will Cherry.....	2009-13	Tony Reed.....	1985-89
Shane Christensen.....	1999-02	Michael Ray Richardson	1974-78
Spencer Coleman	2012-14	Ahmaad Rorie.....	2016-19
Dominique Davis	1996-00	Cameron Rundles	2006-08
Kamarr Davis	2003-05	Shawn Samuelson.....	1992-96
Keron DeShields.....	2011-14	Matt Seidensticker	1996-99
Matt Dlouhy	2003-07	Derek Selvig	2007-11
Corey Easley	2002-05	Doug Selvig	1978-81
Darren Engellant	1989-92	John Seyfert	2004-06
Roger Fasting	1988-91	Ryan Slider.....	1999-01
Marc Glass.....	1981-84	Chris Spoja	1993-97
Travis Greenwalt	1998-02	Ryan Staudacher.....	2006-09
Jordan Gregory	2011-15	Andrew Strait	2004-08
Jordan Hasquet	2006-09	John Stroeder.....	1976-80
Steve Horne.....	2002-04	Art Steward	2010-12
Kareem Jamar	2010-14	Andrew Strait	2005-08
Anthony Johnson	2008-11	Austin Swift	2005-07
Lee Johnson	1975-76	Michael Taylor	2008-10
Kevin Kearney.....	1990-91	Wayne Tinkle	1985-89
Chris Kemp	2013-15	Dan Trammel	2001-02
Matt Kempfert.....	1992-95	Steve Vanek.....	1984-88
Kyle Keyes	1998-00	Victor Venters	2001-04
Tim Knight.....	1980-81	Jake Wiley	2012-13
Fabijan Krslovic	2014-18	Matt Williams	1999-00
Larry Krystkowiak	1982-86	Walter Wright.....	2015-17
Craig Larsen	1980-84	Ossie Young.....	1989-90
Jack Lopez.....	2013-17	Raason Young.....	2009-10
Tom Lytle	1988-90		
Kendal Manuel	2018-20		

2020-21 MONTANA GRIZ SCHEDULE

<u>DATE</u>	<u>DAY</u>	<u>TIME</u>	<u>OPPONENT</u>	<u>LOCATION</u>
NOV 28	SAT	7 PM (MT)	SOUTHERN CALIFORNIA	LOS ANGELES, CALIF.
DEC 3	THUR	7 PM	SOUTHERN UTAH	CEDAR CITY, UTAH
DEC 5	SAT	12 PM	SOUTHERN UTAH	CEDAR CITY, UTAH
DEC 8	TUE	5 PM (MT)	GEORGIA	ATHENS, GA.
DEC 12	SAT	2 PM	YELLOWSTONE CHRISTIAN COLLEGE	MISSOULA, MONT.
DEC 16	WED	9 PM (MT)	WASHINGTON	SEATTLE, WASH.
DEC 18	FRI	4 PM	DICKINSON STATE	MISSOULA, MONT.
DEC 22	TUE	5 PM	ARIZONA	TUCSON, ARIZ.
JAN 2	SAT	TBD	NORTHERN COLORADO	MISSOULA, MONT.
JAN 4	MON	TBD	NORTHERN COLORADO	MISSOULA, MONT.
JAN 14	THUR	TBD	NORTHERN ARIZONA	MISSOULA, MONT.
JAN 16	SAT	TBD	NORTHERN ARIZONA	MISSOULA, MONT.
JAN 21	THUR	6 PM (MT)	SACRAMENTO STATE	SACRAMENTO, CALIF.
JAN 23	SAT	12 PM (MT)	SACRAMENTO STATE	SACRAMENTO, CALIF.
JAN 28	THUR	TBD	MONTANA STATE	MISSOULA, MONT.
JAN 30	SAT	TBD	MONTANA STATE	BOZEMAN, MONT.
FEB 4	THUR	8 PM (MT)	PORTLAND STATE	PORTLAND, ORE.
FEB 6	SAT	1 PM (MT)	PORTLAND STATE	PORTLAND, ORE.
FEB 11	THUR	TBD	WEBER STATE	MISSOULA, MONT.
FEB 13	SAT	TBD	WEBER STATE	MISSOULA, MONT.
FEB 18	THUR	7 PM (MT)	EASTERN WASHINGTON	CHENEY, WASH.
FEB 20	SAT	TBD	EASTERN WASHINGTON	MISSOULA, MONT.
FEB 25	THUR	7 PM	IDAHO STATE	POCATELLO, IDAHO
FEB 27	SAT	12 PM	IDAHO STATE	POCATELLO, IDAHO
MAR 4	THUR	TBD	IDAHO	MISSOULA, MONT.
MAR 6	SAT	TBD	IDAHO	MISSOULA, MONT.
MAR 10	WED	TBD	FIRST ROUND	BOISE, IDAHO
MAR 11	THUR	TBD	QUARTERFINALS	BOISE, IDAHO
MAR 12	FRI	TBD	SEMIFINALS	BOISE, IDAHO
MAR 13	SAT	TBD	CHAMPIONSHIP	BOISE, IDAHO

All start times listed as Mountain Time



Coverage You Can Depend On

Our Mission is to improve
the health, well being,
and peace of mind of
those we serve.



Allegiance[®]

a Cigna Company

Your Benefits At Work[™]

