

2019-20 MONTANA BASKETBALL



MONTANA GRIZZLIES POSTSEASON GUIDE

2020 Big Sky Championships

March 11-14 | Boise, Idaho



PRESENTED BY MY PLACE HOTELS
BIG SKY IN BOISE



MONTANA BASKETBALL



Kyle Owens

Fr. • G • 6-8/210
Calabasas, Calif.
Crespi Carmelite H.S.

0



Timmy Falls

Jr. • G • 6-2/170
Dublin, Calif.
Dublin H.S.

1



Kendal Manuel

R-Sr. • G • 6-4/190
Billings, Mont.
Oregon State/Skyview H.S.


2



Josh Vazquez

Fr. • G • 6-3/170
Torrance, Calif.
Bishop Montgomery H.S.

3



Sayeed Pridgett

Sr. • G • 6-5/201
Oakland, Calif.
El Cerrito H.S.

4



Naseem Gaskin

R-Fr. • G • 6-4/185
Oakland, Calif.
Utah/Bishop O'Dowd H.S.

5



Eddy Egun

R-Fr. • G • 6-4/198
Woodland Hills, Calif.
El Camino Real H.S.

12



Jett Briceno

Fr. • G • 6-4/180
Kent, Wash.
Kentrige H.S.

13



Mack Anderson

So. • F • 6-9/207
Bozeman, Mont.
Bozeman H.S.

23



Freddy Brown III

So. • G • 6-2/172
Seattle, Wash.
Nathan Hale H.S.

24



Michael Steadman

Sr. • F • 6-10/231
Union City, Calif.
San José State/James Logan H.S.

31



Peter Jones

R-So. • F • 6-8/210
Seattle, Wash.
O'Dea H.S.

32



Jared Samuelson

Sr. • F • 6-7/215
Billings, Mont.
Rocky Mountain/Billings West H.S.

33



Derrick Carter-Hollinger

Fr. • F • 6-5/207
El Cajon, Calif.
Foothills Christian H.S.

35



Darius Henderson

So. • F • 6-9/230
Pasadena, Calif.
UMass Lowell/La Salle H.S.

40



Travis DeCuire

Head Coach
6th Season
Montana, 1994



Chris Cobb

Associate Head Coach
6th Season
Menlo College, 2009



Jay Flores

Assistant Coach
4th Season
Chico State, 2012



Zach Payne

Assistant Coach
1st Season
Whitworth, 2014



Anderson Clarke

Graduate Manager
2nd Season
Concordia-Irvine, 2018



Jordan Gregory

Graduate Manager
1st Season
Montana, 2015



MONTANA BASKETBALL



Big Sky Championship Guide | Contact: Nic Hallisey, SID | (970) 231-4789 | nic.hallisey@umontana.edu

SCHEDULE

Date	Opponent	Time/Result
Nov. 6	at Stanford	L, 73-62
Nov. 10	MSU-Northern	W, 64-50
Nov. 16	at Arkansas ^S	L, 64-46
Nov. 18	Montana Tech^S	L, 74-72
Nov. 22	at #25 Washington	L, 73-56
Nov. 25	Texas Southern^S	W, 74-62
Nov. 29	Coppin State^S	W, 69-62
Dec. 1	at New Mexico	L, 72-63
Dec. 6	North Dakota	W, 77-70
Dec. 18	at #8 Oregon	L, 81-48
Dec. 21	at Omaha	L, 87-82 (OT)
Dec. 28	Northern Arizona*	W, 79-72
Dec. 30	Sacramento State*	W, 52-50
Jan. 2	at Southern Utah*	W, 60-58
Jan. 4	at Northern Colorado*	L, 74-66
Jan. 9	at Eastern Washington*	W, 90-63
Jan. 13	Portland State*	W, 85-70
Jan. 18	Idaho*	W, 67-63
Jan. 23	at Idaho State*	W, 77-74
Jan. 25	at Weber State*	L, 87-85 (OT)
Jan. 30	at Portland State*	L, 88-81
Feb. 1	Montana State*	W, 78-64
Feb. 6	Eastern Washington*	W, 92-82
Feb. 8	at Idaho*	W, 82-71
Feb. 13	Weber State*	W, 72-37
Feb. 15	Idaho State*	W, 78-63
Feb. 22	at Montana State*	W, 59-54
Feb. 27	at Northern Arizona*	L, 57-56
Feb. 29	at Sacramento State*	W, 79-71
March 5	Northern Colorado*	L, 71-64
March 7	Southern Utah*	L, 85-80 (OT)
March 12	Northern Arizona/Idaho State [QF] [^]	8 p.m.
March 13	Big Sky Semifinals [^]	8 p.m.
March 14	Big Sky Finals [^]	6 p.m.

All start times listed as Mountain Time
^S Collegiate Hoops Roadshow Presented by AtmosAir
^{*} Big Sky Conference game
[^] Big Sky Championship (Boise, Idaho)

2020 BIG SKY CHAMPIONSHIP

MARCH 11-14 / BOISE, IDAHO / CENTURYLINK ARENA (5,300)



GRIZ HOOPS ROSTER

No.	Name	Year	Pos.	Ht.	Wt.	Hometown (Previous School)	GP-GS	MPG	PPG	RPG	AST	BLK	STL
0	Kyle Owens	Fr.	F	6-8	205	Calabasas, Calif. (Crespi Carmelite H.S.)	31-9	15.5	4.6	2.3	7	3	8
1	Timmy Falls	Jr.	G	6-2	167	Dublin, Calif. (Dublin H.S.)	31-27	29.6	6.6	2.3	87	12	39
2	Kendal Manuel	R-Sr.	G	6-4	190	Billings, Mont. (Oregon State/Skyview H.S.)	31-31	36.1	15.1	3.5	59	4	27
3	Josh Vazquez	Fr.	G	6-3	168	Torrance, Calif. (Bishop Montgomery H.S.)	31-14	26.2	5.1	2.3	54	7	39
4	Sayeed Pridgett	Sr.	G	6-5	200	Oakland, Calif. (El Cerrito H.S.)	31-31	36.2	19.8	7.2	120	16	46
5	Naseem Gaskin	R-Fr.	G	6-3	175	Oakland, Calif. (Utah/Bishop O'Dowd H.S.)	--	--	--	--	--	--	--
10	Eddy Egun	R-Fr.	G	6-4	198	Woodland Hills, Calif. (El Camino Real H.S.)	28-0	7.8	2.0	1.9	9	4	5
13	Jett Briceno	Fr.	G	6-3	160	Kent, Wash. (Kentridge H.S.)	--	--	--	--	--	--	--
23	Mack Anderson	So.	F	6-9	205	Bozeman, Mont. (Bozeman H.S.)	31-6	11.9	3.3	1.8	8	22	6
24	Freddy Brown III	So.	G	6-2	164	Seattle, Wash. (Nathan Hale H.S.)	--	--	--	--	--	--	--
31	Michael Steadman	Sr.	F	6-10	245	Union City, Calif. (San Jose State/James Logan H.S.)	--	--	--	--	--	--	--
32	Peter Jones	R-So.	F	6-8	218	Seattle, Wash. (O'Dea H.S.)	3-0	1.3	0.0	0.7	0	0	0
33	Jared Samuelson	Sr.	F	6-7	215	Billings, Mont. (Rocky Mountain/Billings West H.S.)	27-20	17.2	8.1	2.9	9	9	12
35	Derrick Carter-Hollinger	Fr.	F	6-4	200	El Cajon, Calif. (Foothills Christian H.S.)	31-17	22.8	6.7	4.9	33	24	13
40	Darius Henderson	So.	F	6-9	230	Pasadena, Calif. (UMass Lowell/La Salle H.S.)	--	--	--	--	--	--	--

Head Coach: Travis DeCuire, 6th Season (Montana, '94)
Associate Head Coach: Chris Cobb, 6th Season (Menlo College, '09)
Assistant Coach: Jay Flores, 4th Season (Chico State, '12)
Assistant Coach: Zach Payne, 1st Season (Whitworth, '14)
Graduate Managers: Anderson Clarke, Jordan Gregory



MONTANA BASKETBALL



BIG SKY CHAMPIONSHIP HISTORY

1978 – Missoula, Mont.

SF: Montana 70, Boise State 61
F: Weber State 62, Montana 55 (OT)

1979 – Ogden, Utah

SF: Weber State 98, Montana 71

1980 – Ogden, Utah

SF: Montana 63, Idaho 53
F: Weber State 50, Montana 42

1981 – Moscow, Idaho

SF: Montana 85, Montana State 64
F: Idaho 70, Montana 64

1982 – Moscow, Idaho

SF: Nevada 97, Montana 93 (2OT)

1983 – Reno, Nev.

SF: Weber State 54, Montana 53

1984 – Ogden, Utah

QF: Montana 69, Northern Arizona 54
SF: Montana 76, Montana State 64
F: Nevada 71, Montana 69

1985 – Boise, Idaho

QF: Boise State 67, Montana 54

1986 – Reno, Nev.

QF: Montana 68, Idaho 60
SF: Montana 72, Weber State 68
F: Montana State 82, Montana 77

1987 – Flagstaff, Ariz.

QF: Idaho 63, Montana 62

1988 – Bozeman, Mont.

QF: Montana 77, Northern Arizona 72
SF: Montana State 60, Montana 54

1989 – Boise, Idaho

QF: Montana 87, Montana State 84 (OT)
SF: Idaho 77, Montana 56

1990 – Boise, Idaho

QF: Montana State 69, Montana 57

1991 – Missoula, Mont.

SF: Montana 109, Idaho State 97
F: Montana 76, Idaho 68

1992 – Missoula

SF: Montana 69, Idaho 52
F: Montana 73, Nevada 68

1993 – Moscow, Idaho

QF: Idaho State 61, Montana 50

1994 – Boise, Idaho

QF: Idaho 74, Montana 63

1995 – Ogden, Utah

SF: Montana 83, Montana State 73
F: Weber State 84, Montana 62

1996 – Bozeman, Mont.

QF: Idaho 72, Montana 67

1997 – Flagstaff, Ariz.

SF: Montana 81, Weber State 56
F: Montana 82, CSUN 79

1998 – Flagstaff, Ariz.

QF: Montana State 68, Montana 60

2000 – Missoula, Mont.

SF: CSUN 76, Montana 65

2002 – Bozeman, Mont.

QF: Montana 82, Northern Arizona 64
SF: Montana 70, Montana State 68
F: Montana 70, Eastern Washington 66

2003 – Missoula, Mont.

QF: Sacramento State 88, Montana 75

2004 – Pocatello, Idaho

QF: Idaho State 74, Montana 73

2005 – Missoula, Mont.*/Portland, Ore.

QF: Montana 58, Eastern Washington 48*
SF: Montana 79, Montana State 67
F: Montana 63, Weber State 61

2006 – Flagstaff, Ariz.

SF: Montana 73, Eastern Wash. 71 (OT)
F: Montana 73, Northern Arizona 60

2007 – Missoula, Mont.*/Ogden, Utah

QF: Montana 70, Idaho State 63 (OT)*
SF: Northern Arizona 78, Montana 71

2008 – Pocatello, Idaho

QF: Idaho State 67, Montana 65

2009 – Missoula, Mont.

QF: Montana State 56, Montana 54

2010 – Missoula, Mont.*/Ogden, Utah

QF: Montana 81, Northern Arizona 60
SF: Montana 68, Northern Colorado 63
F: Montana 66, Weber State 65

2011 – Greeley, Colo.

SF: Montana 57, Weber State 40
F: Northern Colorado 73, Montana 60

2012 – Missoula, Mont.

SF: Montana 74, Eastern Washington 66
F: Montana 85, Weber State 66

2013 – Missoula, Mont.

SF: Montana 70, Northern Colorado 54
F: Montana 67, Weber State 64

2014 – Ogden, Utah

QF: Portland State 70, Montana 63

2015 – Missoula, Mont.

QF: Montana 76, Weber State 73 (OT)
SF: Montana 61, Northern Arizona 59
F: Eastern Washington 69, Montana 65

2016 – Reno, Nev.

QF: Montana 70, Sacramento State 53
SF: Montana 81, Idaho 72
F: Weber State 62, Montana 59

2017 – Reno, Nev.

QF: Idaho 81, Montana 77

2018 – Reno, Nev.

QF: Montana 84, North Dakota 76
SF: Montana 91, Northern Colorado 89 (OT)
F: Montana 82, Eastern Washington 65

2019 – Boise, Idaho

QF: Montana 79, Sacramento State 73
SF: Montana 78, Weber State 49
F: Montana 68, Eastern Washington 62

RECORD BY OPPONENT

Opponent	W	L	Streak	Last Mtg.
Boise State	1	1	L1	1985
CSUN	1	1	L1	2000
Eastern Washington	6	1	W2	2019
Idaho	5	6	L1	2017
Idaho State	2	3	L1	2008
Montana State	6	5	L1	2009
Nevada	1	2	W2	1992
North Dakota	1	0	W1	2018
Northern Arizona	6	1	W2	2015
Northern Colorado	3	1	W2	2018
Portland State	0	1	L1	2014
Sacramento State	2	1	W2	2019
Weber State	9	6	W1	2019
TOTAL	43	29	W6	-

RECORD BY ROUND

Quarterfinals: 12-13
Semifinals: 20-7
Finals: 11-9

AS NO. 3 SEED

Quarterfinals: 3-5
Semifinals: 3-3
Finals: 1-2

CHAMPIONSHIP HISTORY

Opponent	App.	Wins	Losses	1st	2nd
Eastern Washington	17	17	15	2	6
Idaho	22	17	18	4	2
Idaho State	27	16	25	2	2
Montana	40	43	29	11	9
Montana State	32	16	30	2	3
Northern Arizona	27	15	25	2	6
Northern Colorado	9	2	8	0	0
Portland State	16	12	14	2	0
Sacramento State	10	6	10	0	0
Southern Utah	5	5	5	0	0
Weber State	42	47	32	10	8

* Only current Big Sky schools displayed
Four wins and 2011 title vacated due to NCAA violations



MONTANA BASKETBALL



ON TOP OF THE BIG SKY

Throughout history, it's hard to find many teams across the region who have enjoyed more success than Montana. The Grizzlies have won 12 Big Sky Conference regular-season titles, 11 tournament championships and have played in the NCAA tournament 12 times.

Perhaps Griz fans have never had it better than the past several years, however. Over the past nine seasons, Montana has won five regular-season titles and has finished runner-up three other times. The Grizzlies' 12 regular-season titles rank second to Weber State, but more recently, it's been Montana who has been on top. Montana has the most Big Sky titles in the past decade, and is tied with Weber State since the turn of the century. Eight of Weber State's championships came prior to 1973.

Montana has been even better in the tournament. The school's 11 tournament titles are a league record. Of the past 10 tournaments, Montana has advanced to the title game eight times, including in four of five seasons under Travis DeCuire.

EYEING A 3-PEAT

No Montana team has ever won the Big Sky tournament in three consecutive seasons, which is what the Grizzlies will aim to do this week in Boise. In fact, the feat has only been done once before in Big Sky history, and one would have to go back 40 years to the last – and only – time it happened (Weber State from 1978-80).

In 2019, Montana became the 11th school to repeat as tournament champions, joining: Weber State, 1978-79; Weber State, 1979-80; Idaho, 1981-82; Nevada, 1984-85; Idaho, 1989-90; Montana, 1991-92; Boise State, 1993-94; Montana, 2005-06; Portland State, 2008-09; Montana, 2012-13.

TOURNAMENT TALK

- Montana has advanced to the Big Sky tournament 41 times in the past 43 seasons, tied with Weber State for the most appearances during that span (1978-present).
- Montana is 43-29 all-time in the tournament, the second-most wins of any Big Sky team.
- The Grizzlies have won the championship a league-best 11 times.
- Montana has played in the finals 20 times (first), including in eight of the past 10 tournaments and four of five under Travis DeCuire.
- The Grizzlies are looking to become the second school in Big Sky history – and first in 40 years – to win three consecutive tournament championships. The only time it has happened came from 1978-80, by Weber State.
- Since Montana's first tournament title in 1991, Montana is 11-4 in the championship game.
- Montana has won eight consecutive semifinals games dating back to 2010.
- Montana will look to break a ring of success by the No. 1 seed:
 - The No. 1 seed has won the conference tournament in 27 of 45 seasons, including eight of the past nine and all four years that the game has been played on a neutral site.
 - The No. 1 seed has advanced to the title game in 13 of the past 14 seasons, with 2010 (Weber State) being the lone exception.

3 IS THE MAGIC NUMBER

- Montana will play as the No. 3 seed for the 12th time (1980, 1981, 1983, 1987, 1989, 1990, 1996, 2003, 2005, 2007, 2009).
- The Grizzlies are 7-10 while holding that spot, with the last appear-

ance coming in 2009.

- Montana is 3-5 in the quarterfinals, 3-3 in the semifinals and 1-2 in the championship game.
- The Grizzlies won the 2005 title as the No. 3 seed, beating Eastern Washington in a first-round home game, before taking down Montana State and Weber State in Portland, Oregon.
- In Big Sky history, the No. 3 seed has won three championships (Weber State in 1978, Northern Arizona in 2000 and Montana in 2005).
- The No. 3 seed has played in the title game 11 times overall, including each of the last three seasons (all losses).
- The No. 3 seed is 23-12 in the quarterfinals, going 13-3 since 2004 and winning five in a row.
- The No. 3 seed is 11-21 in the semifinals, winning three in a row following eight straight losses.

NO MOMENTUM, NO PROBLEM

Having lost its final two games to close the regular season, Montana will enter the Big Sky tournament on a losing skid. While momentum has generally helped the Grizzlies – and any Big Sky champion – the lack of momentum doesn't necessarily have to be cause for concern.

- Montana has had a multi-game losing streak entering the Big Sky tournament four times, the last being in 1990. While Montana lost its first tournament game three of those times, the other, in 1984, the Grizzlies advanced to the finals.
- Of Montana's 11 tournament titles, two have come after the Grizzlies lost their regular-season finale (2002, 2010). In 2010, the Griz lost two of their final three games.
- Nine of the 45 tournament champions (20 percent) lost their regular-season finale before winning the conference tournament. In 2004, Eastern Washington – like Montana – entered the tournament on a two-game skid, before winning the title.

On the flip side, momentum doesn't necessarily seem to boost a team the way one might assume. For example, a season ago, Montana lost its second-to-last regular-season game only to sweep through the tournament.

- Three times Montana has had a three-game winning streak or better going into the tournament, only to lose its first game.

WIN 3 AND YOU'RE IN

Montana entered the final week of the regular season tied for first place and in a strong position to win a third consecutive Big Sky regular-season championship. The Grizzlies, though, closed their slate with back-to-back home losses to slide into a second-place tie.

While the results were disappointing, they don't change the fact that regardless – whether Montana went 20-0 or 0-20 during conference play – the team was going to have to win in Boise in order to make it back to March Madness for a school-record third straight season.

That hasn't changed. The Grizzlies know they are three wins away from doing just that, and it's something they have plenty of experience doing.

- The Grizzlies swept through the competition each of the past two tournaments.
- In six seasons under Travis DeCuire, Montana has put together a three-game winning streak 24 times, including four times this season.
- Twice this season, Montana has rattled off three straight wins following back-to-back losses. The Grizzlies have done so seven times total under DeCuire.



MONTANA BASKETBALL



ANOTHER WINNING SEASON

With 18 wins, Montana is guaranteed to finish with a winning record, marking the 12th consecutive season the Grizzlies have finished .500 or above.

ON THE CUSP OF 20

Montana, which has already secured a winning record, is on the cusp of reaching 20 wins for the fifth time in six seasons under Travis DeCuire and the ninth time in the past 11 seasons overall.

STRINGING SUCCESSFUL SEASONS TOGETHER

Montana is in the midst of one of its most successful runs in school history, having won 44 games over the past two years. If the Grizzlies can take care of business and win three games in Boise, the 47 wins would jump to the fourth-most in school history.

Even more impressive, during Sayeed Pridgett's four-year Griz career, Montana has won 86 games, which is tied for the seventh-best four-year stretch in school history. Again, if Montana can pick up three wins this week in Boise, it would jump to 89 wins and tied for the second-best stretch ever.

ALL-CONFERENCE RECOGNITION

On Tuesday, the Big Sky Conference announced its All-Big Sky teams and individual award winners, with three Grizzlies being recognized. Sayeed Pridgett was named a unanimous first-team selection – his second honor in a row – while Kendal Manuel earned second-team recognition. Pridgett is the 16th Grizzly to earn two All-Big Sky first-team selections in his career.

Showing the future of the program, Derrick Carter-Hollinger was named the freshman of the year. Carter-Hollinger is the Grizzlies' fourth recipient of the award, joining Daren Engellant (1989), Kevin Criswell (2003) and Cameron Rundles (2007).

LEADING THE LEAGUE

Montana ranks among the league leaders for many of the Big Sky's statistical categories, ranking first for field-goal percentage (.498), 3-point field-goal percentage (.394) and turnover margin (+3.5). Additionally, the Grizzlies rank in the top three for scoring offense (74.1), scoring margin (+6.4), free-throw percentage (.745), field-goal defense (.436), assists (13.3), steals (6.3) and assist-to-turnover ratio (1.2).

MOST WINS

2-YEAR STRETCH

Wins	Year
52	2018, 19
50	1991, 92
46	2012, 13
45	2011, 12
45	1983, 84
	1984, 85
44	2019, 20
	1992, 93
43	1985, 86
	2010, 11

4-YEAR STRETCH

Wins	Year
93	2010-13
89	2016-19
	1989-92
88	1983-86
	2011-14
87	2012-15
86	2017-20
	1990-93
	1991-94
85	2009-12

BIG SKY PRESEASON POLL

ALL-BIG SKY FIRST TEAM

Mason Peatling, Eastern Washington*

Sayeed Pridgett, Montana**

Jonah Radebaugh, Northern Colorado*

Harald Frey, Montana State

Holland Woods, Portland State

ALL-BIG SKY SECOND TEAM

Jacob Davison, Eastern Washington

Jerrick Harding, Weber State

Kendal Manuel, Montana

Trevon Allen, Idaho

Bodie Hume, Northern Colorado

ALL-BIG SKY THIRD TEAM

Joshua Patton, Sacramento State

Cameron Shelton, Northern Arizona

Kim Aiken Jr., Eastern Washington

Brooks DeBisschop, Northern Arizona

Jubrielo Belo, Montana State

ALL-BIG SKY HONORABLE MENTION

Bernie Andre, Northern Arizona

Cameron Oluyitan, Southern Utah

Sal Nuhu, Portland State

Cody John, Weber State

Izayah Mauriohooho-Le'afa, Sacramento State

* – Unanimous First Team Selection

– Two-time First Team Selection

INDIVIDUAL AWARD WINNERS

MVP: Mason Peatling, EWU

Newcomer: Jubrielo Belo, MSU

Freshman: Derrick Carter-Hollinger, UM

Defensive: Jonah Radebaugh, UNC

Top Reserve: Kai Edwards, UNC

Coach: Shantay Legans, EWU

2019-20 BIG SKY CONFERENCE STANDINGS

School	Conf.	Pct.	Overall	Pct.	Home	Away	Neutral	Streak
Eastern Washington	16-4	.800	23-8	.742	13-2	10-6	0-0	W7
Northern Colorado	15-5	.750	22-9	.710	11-3	9-5	2-1	W2
Montana	14-6	.700	18-13	.581	12-3	6-10	0-0	L2
Portland State	12-8	.600	18-14	.563	11-3	6-11	1-0	W6
Montana State	10-10	.500	16-15	.516	9-5	5-10	2-0	L1
Northern Arizona	10-10	.500	16-13	.552	10-5	6-8	0-0	L2
Southern Utah	9-11	.450	16-15	.516	9-5	6-10	1-0	W1
Weber State	8-12	.400	12-19	.387	8-6	4-9	0-4	L1
Sacramento State	8-12	.400	15-14	.517	10-4	4-10	1-0	L2
Idaho	4-16	.200	8-23	.258	5-10	2-12	1-1	W1
Idaho State	4-16	.200	7-22	.241	4-9	3-13	0-0	L2



MONTANA BASKETBALL



The Grizzlies are the only team to rank in the top three in Big Sky play for both field-goal percentage and field-goal defense. Montana and Northern Colorado are the only two teams to rank in the top four in Big Sky play for both scoring offense and scoring defense.

NO. 2 IN THE NATION

Dating back to Jan. 9 at Eastern Washington – a span of 16 games, more than half of the regular season – Montana is averaging 76.6 points per game and a +7.8 scoring margin. Even more impressive, the Grizzlies are shooting .517 during that span, including .407 from 3-point range. Extracted over an entire season, Montana's shooting percentage would rank second in the entire nation – only trailing Dayton – as would its 3-point percentage – only trailing BYU.

Through non-conference play, Montana was averaging 64.8 points per game (10th out of 11 teams in the Big Sky) on .429 shooting (10th). The Grizzlies were shooting .296 from deep (11th) and .686 from the free-throw line (sixth). During 20 Big Sky games, Montana led the league for both shooting (.498) and 3-point shooting (.394), while ranking second for scoring margin (+6.4), third for scoring (74.1 points per game) and third for free-throw percentage (.745).

RISING IN THE RANKINGS

In the past two months, Montana has risen significantly in several shooting categories. Below is a look at Montana's figures and national rankings prior to playing at Eastern Washington (Jan. 9) to now:

Category	Jan. 8	Rank	March 9	Rank	Difference
Scoring	64.7	315th	70.8	185th	+130
FG%	.428	228th	.473	21st	+207
3FG%	.307	289th	.358	55th	+234
FT%	.692	198th	.723	122nd	+76
Scoring Margin	-3.5	284th	+2.4	158th	+126

HITTING FROM DEEP

- On Jan. 1, Montana ranked 310th nationally (out of 353 Division-I teams) with a .296 3-point field-goal percentage. The Grizzlies now rank 55th, in the top 15 percent nationally (.358).
- After connecting at a better 3-point clip than its opponents just three times through 13 games in November and December, Montana has done so in 12 of 18 games since.
- Montana made at least five 3-pointers in 16 of 20 Big Sky games; Montana made five 3-pointers in just five of its first 12 games to begin the season.
- Montana made a season-high 11 triples vs. Montana State (Feb. 1), including 10 in the first half alone. Last month vs. Eastern Washington (Feb. 6), Montana shot a season-best .600 from deep (9-of-15).

MORE ON THE OFFENSE

- On the season, Montana ranks 21st nationally with a .473 shooting percentage. The Grizzlies rank 55th from 3-point range (.358).
- Montana didn't post a positive season scoring margin from Nov. 16 through Feb. 1. The Grizzlies, who recorded a +6.4 scoring margin in league play, now have a +2.4 margin overall.
- The Grizzlies out-shot 16 of their 20 Big Sky opponents, including a stretch from Jan. 2-Feb. 29 in which they were out-shot just once. The lone exception came against Eastern Washington (Feb. 6), in which Montana still shot .517.
- Montana is 15-6 this season when out-shooting its opponent, including 11-3 when posting a better 3-point percentage.

- Montana eclipsed 80 points seven times during Big Sky play, including six times in an eight-game stretch from Jan. 9-Feb. 8.
- Montana scored 70 or more points just twice through the first eight games of the season, but did so 16 times in the next 23 games to close the regular season, including eight in a row in February.
- Montana shot above .480 in 11 consecutive games from Jan. 23-Feb. 29, making at least half of its shots nine times. The Grizzlies shot a season-best .604 vs. Portland State (Jan. 13).
- After shooting .353 during non-conference play, including .254 from deep (17-of-67), Kendal Manuel ranked sixth in Big Sky play for shooting (.472), including .433 from deep.
- In its final road game of the regular season (Feb. 29), Montana scored 79 points at Sacramento State, the nation's fourth-best scoring defense at the time. The total was more than 20 points above the Hornets' season average, and more points than they had allowed in any game this season.
- Montana scored 78 points in a win over Montana State (Feb. 1), the most by a Big Sky team against the Cats this season up to that point. The Grizzlies scored 54 points in the first half alone, connecting on 10 3-pointers against the nation's ninth-best 3-point defense.
- Montana scored 66 points at Northern Colorado (Jan. 4), which owned the nation's 35th-best scoring defense at the time. The total was more than any opponent had inside Bank of Colorado Arena up to that point.
- Facing the nation's third-best defense, Montana beat Sacramento State (Dec. 30), despite scoring just 52 points. It was the Grizzlies' lowest scoring output in a win since beating the Hornets – by the exact same 52-50 score – in January 1998.

PRIDGETT 4 PLAYER OF THE YEAR

Sayed Pridgett wasn't named the league's player of the year, but he was one of three players who were unanimous first-team selections, and deservedly so. Pridgett closed the regular season among the league's leaders for a variety of categories, being the only player to rank in the top 10 in Big Sky play for scoring, shooting, rebounding and assists.

- 20.0 points per game (3rd)
- .511 shooting percentage (4th)
- 4.3 assists per game (4th)
- 6.9 rebounds per game (7th)

Pridgett also ranked fifth for defensive rebounds (5.3 per game); seventh for minutes played (35.6 per game); 10th for assist-to-turnover ratio (1.3); 13th for free-throw percentage (.673); and 13th for steals (1.1 per game)



More on Pridgett

- Is one of 14 players nationally to rank in the top 40 for both scoring and minutes played.
- Ranks 32nd in Division I for scoring (19.8 points per game), 36th for minutes played (36:3 per game); and 76th for shooting percentage (.511).
- Has led Montana for rebounding 20 times, assists 19 times, scoring on 19 occasions and steals in 13 games.
- Has been in double figures for scoring in all but one game, scoring 20 or more points 13 times, including 30 or more in three games.
- Recorded six double-doubles, also flirting with a triple-double on several occasions.
- Was one of six players named to the Preseason All-Big Sky Conference team in October.



MONTANA BASKETBALL



- Was named to the All-Big Sky first team in 2019 as a junior, when he was the league's only player to rank in the top 15 for scoring (sixth), shooting (second), steals (11th), assists (13th) and rebounds (15th). He not only averaged 15.1 points per game, but did so on .605 shooting, the 19th-best rate in the nation.
- As a freshman in 2016, Pridgett averaged 8.1 points and 3.9 rebounds per game while shooting at a .524 clip (ninth in Big Sky). As a sophomore, he was Montana's top player off the bench, averaging 8.4 points and 4.3 rebounds per game while adding 1.2 steals per contest (11th in Big Sky).
- Pridgett has been named Montana's Ryan Dick Award winner as the team's most-improved player each of the past three seasons.
- DeCuire has called him the most versatile player he's ever coached.

MOVIN' ON UP

In March 2019, Sayeed Pridgett became the 34th member of Montana's 1,000-point scoring club. Pridgett has steadily climbed the list, and during the final week of the regular season passed four players – including former teammates Michael Oguine and Ahmaad Rorie – to move into fourth place on the school's all-time scoring list.

With nearly 1,700 career points, it is the most by a Grizzly since Larry Krystkowiak set a school record in the early 1980s.

KEEPING TABS ON PRIDGETT

Sayeed Pridgett will finish his Griz careers as one of the most-decorated players in school history, and is quickly shooting up several all-time lists.

- Pridgett passed four Grizzlies last week – including two former teammates – to jump to fourth place on Montana's all-time scoring list. He is closing in on 1,700 career points, which is the most by a Montana player since Larry Krystkowiak set a school record with 2,017 from 1982-86.
- Pridgett's current point total ranks 50th among active players nationally. Of those ranked ahead of him, only 13 also have at least 650 career rebounds.
- Pridgett's season point total of 613 ranks seventh in single-season history, with the senior expected to potentially jump to third this week. Montana's current top six includes Larry Krystkowiak (709 in 1985-86); Bob Cope (701 in 1949-50); Michael Ray Richardson (653 in 1977-78); Krystkowiak (632 in 1984-85); Martin Breunig (624 in 2015-16); and Anthony Johnson (614 in 2009-10).
- Pridgett is five steals away from cracking the top five in school history. He currently has 142 steals.
- Pridgett's 661 rebounds currently rank 14th in school history.
- Pridgett's 286 assists currently rank 16th in school history.

IRONMEN

- Seniors Sayeed Pridgett (36:16, 36th) and Kendal Manuel (36:09, 38th) are among the nation's leaders for time on the court. Montana and Arkansas are the only two teams to have two players rank in the top 40 nationally for minutes played.

- Manuel played at least 35 minutes in 18 of 20 Big Sky games, including 40-plus in the final four. In three games from Feb. 27-March 5, he was not subbed out once.
- Pridgett played 40 minutes in three of the final five regular-season games, in addition to all 45 of an overtime contest at Weber State (Jan. 25). Seventeen times during the regular season Pridgett played at least 38 minutes.

COOL FROM THE LINE

Kendal Manuel is one of the nation's top free-throw shooters, currently ranked sixth in the entire country, connecting at a .905 clip. His season includes two stretches of more than 20 consecutive makes, a 10-for-10 performance vs. North Dakota (Dec. 6), and a pair of free throws with 2.5 seconds to play in a 52-50 victory over Sacramento State (Dec. 30).

Manuel's current mark is one of the best in Montana and Big Sky history, as is his career percentage of .883, which is on pace to break Anthony Johnson's school-record mark of .873. It would also rank second in Big Sky history, trailing only Jeb Ivey of Portland State (.937 from 2001-03).

DOMINANT DECUIRE

Travis DeCuire is in his sixth season at his alma mater. Despite a long line of successful Griz coaches, no Montana coach has ever won as many games through his first five seasons as DeCuire did (109-58). Blaine Taylor – DeCuire's head coach while he was player – had 104 wins through his first five seasons. Other notable Griz coaches include Stew Morrill (98), Wayne Tinkle (91), Mike Montgomery (89), Jud Heathcote (80) and George Dahlberg (70).

- DeCuire was named coach of the year by the Big Sky Conference and NABC District 6 in 2018.
- DeCuire is the fastest coach in Big Sky history to win 50 league games.
- DeCuire's .759 Big Sky winning percentage is the third-best in league history, and best among coaches with three or more seasons.
- DeCuire has averaged 21.2 wins per season over his first six seasons as head coach (third in Big Sky history).
- DeCuire is Montana's only coach to win three regular-season conference titles. He has also won the league tournament twice.

TALKING TURNOVERS

- Montana led the Big Sky with a +3.5 turnover margin, averaging just 10.7 giveaways per game. Overall, the Grizzlies rank 40th nationally for turnover margin and 70th for turnovers per game.
- Montana has turned the ball over more times than its opponents just once in the past 10 games and three times in the past 27, dating back to Nov. 22.
- Montana has turned the ball over more times than its opponent just six times this season (0-6).
- Montana is 18-8 when turning the ball over 15 times or fewer, compared to 0-6 when turning the ball over 16 or more times.
- The Grizzlies forced a season high 10 steals against both Sacramento State (Dec. 30) and Idaho (Jan. 18).

DEFENSE WINS CHAMPIONSHIPS

- Big Sky opponents scored just 67.7 points per game against Montana, with 14 of the 20 teams being held under their season scoring average.
- Montana held five opponents under 60 points, including three in a four-game stretch from Feb. 13-27.

TOP-15 SCORERS

1.	Larry Krystkowiak (1982-86) ...	2,017
2.	M.R. Richardson (1974-78)	1,827
3.	Bob Cope (1946-50)	1,810
4.	Sayeed Pridgett (2017-20)	1,679
5.	Kareem Jamar (2010-14)	1,673
6.	Kevin Criswell (2002-06)	1,663
7.	Ahmaad Rorie (2016-19)	1,654
8.	Michael Oguine (2015-19)	1,647
9.	Andrew Strait (2005-09)	1,617
10.	Wayne Tinkle (1985-89)	1,500
11.	Will Cherry (2009-13)	1,484
12.	Jordan Hasquet (2005-09)	1,396
13.	Ken McKenzie (1972-75)	1,321
14.	Shawn Samuelson (1992-96) ..	1,293
15.	Derrick Pope (1979-83)	1,289



MONTANA BASKETBALL



- Just three times this season has Montana given up more than 74 points in regulation.
- Overall, Montana is 13-2 when limiting opponents to 70 points or fewer.
- The Grizzlies are 10-1 when holding opponents under .400 shooting, and 15-5 when they shoot .450 or below. On the flip side, Montana is 3-8 when opponents shoot better than .450.
- Montana has twice held an opponent without a made 3-pointer. Both No. 25 Washington (Nov. 22) and Portland State (Jan. 13) shot 0-for-11 from deep against the Griz.
- Eastern Washington ranked third nationally for scoring offense when Montana played in Cheney (Jan. 9), but the Grizzlies held the Eagles to 63 points, nearly 23 points below their season scoring average and 38 points below their season average at home.
- Weber State (Feb. 13) was limited to 37 points against the Griz, the fewest by a Montana opponent since 2010, and lowest total by a Big Sky opponent since 1976.

FOUL COUNT

- Montana ranks in the bottom 30 nationally, being called for an average of 20.3 fouls per game.
- Montana has been called for fewer fouls than its opponent six times this season, including just twice during Big Sky play (17 to 19 at Idaho on Feb. 8; 18 to 19 at Sacramento State on Feb. 29).
- Montana has shot fewer free throws than its opponent in 19 consecutive games. The only time during Big Sky play the Grizzlies attempted more free throws than their opponent was in the Big Sky opener vs. Northern Arizona (23 to 21 on Dec. 28).
- When Montana has been able to get to the line, the Grizzlies generally convert, ranking third in Big Sky play at a .745 clip.
- Montana was 14-0 in Big Sky games when shooting a better percentage than its opponent from the line, compared to 0-6 when shooting a worse percentage.
- Montana is 8-1 on the season when making the same or more free throws than its opponent, with the lone exception being a Nov. 18 loss to Montana Tech.
- On Feb. 27 at Northern Arizona, Montana only shot two free throws the entire game, and none until the final 30 seconds on two intentional fouls.
- Fourteen times, including 10 times during Big Sky play, Montana shot at least 10 fewer free throws than its opponent, including at Washington (-33), at New Mexico (-28), at Weber State (-17), vs. Southern Utah (-17), at Northern Colorado (-16) and -15 four times.
- Eighteen times Montana has attempted fewer free throws than its opponent has made.

START TO FINISH

After leading for just 18 minutes, 26 seconds combined in wins over Northern Arizona (Dec. 28) and Sacramento State (Dec. 30) to open Big Sky play, the Grizzlies led by an average of 33:57 in their other 12 Big Sky wins. Montana never trailed in wins over Southern Utah (Jan. 2) and Idaho State (Feb. 15), and for just 14 seconds against Montana State (Feb. 1).

In its past 12 wins, Montana's largest deficit has been eight points.

SLIPPING AWAY

Of Montana's six Big Sky losses, the Grizzlies arguably should have won three of them, holding double-digit second-half leads at Weber State, Northern Arizona and at home against Southern Utah.

- Weber State (Jan. 23) – Led for 38 minutes of regulation, including by seven points with 2 minutes to play, before being out-scored 8-1 down the stretch and losing in overtime.

- Northern Arizona (Feb. 29) – Led by seven points late, but was held scoreless over the final 3:30. Trailed for just 3:55 on the night, and never by more than four points.
- Southern Utah (March 7) – Led by as many as 16 points, including 10 in the second half, but lost in overtime, despite leading for 33 minutes of regulation.

RAZOR-THIN MARGIN

Montana has played 18 contests decided by single digits, including 13 in Big Sky play and five in a row to close the regular season. The Grizzlies have had 10 contests decided by two possessions or fewer (5-5) and six decided by one possession (3-3).

STARTING HOT

- Since the start of February, Montana has led at halftime in seven of 10 games. In two of the deficits, the Grizzlies trailed by just a single point.
- Montana is 12-3 on the season when leading at the intermission, compared to 6-10 when tied or trailing.
- Montana has scored 40 or more points by halftime in eight of its past 16 contests, including a season-high 54 vs. Montana State (Feb. 1).

GRABBING BOARDS

- Montana has struggled with rebounding this season, ranking 336th nationally with 31.3 rebounds per game, and 289th with a -2.6 rebounding margin.
- The Grizzlies were 8-1 in Big Sky play when tied or leading the rebounding battle (their only loss was vs. Northern Colorado on March 5). Montana's largest advantage was +8 at Eastern Washington (Jan. 9). Five of the nine times Montana led or was tied, the advantage was two rebounds or fewer.

NO DAYLIGHT

While Montana was shooting for the No. 1 seed, that would have required the Grizzlies to play the early game each day, including a noon tip on Thursday in the quarterfinals. Instead, Montana will tip at 8 p.m. Thursday, and should the Grizzlies advance, would play at 8 again on Friday night and 6 on Saturday.

Perhaps a useless stat, but Montana is 0-3 in day games this season.

SENIOR SALUTE

Montana recognized its senior class prior to its home finale on March 7. The group includes Sayeed Pridgett, a two-year starter and two-time first-team All-Big Sky selection who ranks among Montana's career leaders for points, steals, rebounding, assists and games played. Kendal Manuel began his career at Oregon State, before transferring to Montana in 2018-19, where he was the league's newcomer of the year and top reserve. Manuel has been Montana's top 3-point shooter each of the past two years, and is ranked in the top 10 in Big Sky play for scoring, shooting, 3-pointers and minutes played. After beginning his career at Montana, Jared Samuelson transferred to Rocky Mountain College where he became an NAIA All-American. Once he completed his degree, Samuelson transferred back to Montana, where he has become a reliable scorer and rebounder, ranking third on the team for scoring and first for field-goal percentage.

SENIOR LOVE

While Montana has relied heavily on its trio of freshmen, it's been the three seniors who have carried the bulk of the load. Just once (Derrick



MONTANA BASKETBALL



Carter-Hollinger at Eastern Washington, Jan. 9) has a non-senior led Montana for scoring in a game. Overall, Sayeed Pridgett has been Montana's leading scorer 18 times, followed by Kendal Manuel (nine) and Jared Samuelson (four).

FRESH FACES

- Of Montana's eight players who average at least 10 minutes per game, three are true freshmen.
- The trio accounts for 31.9 percent of the team's minutes, 30.2 percent of its rebounds and 23.2 percent of its scoring.
- Montana has started at least one freshman in all but one game this season, with the three totaling a school-record 40 combined starts.
- In a variety of combinations, Montana started multiple true freshmen in its first 10 games. It marked the first time since 2014 that a pair of true freshmen had started in the same game, and the first time ever that two freshmen started more than five times in the same season.
- Of the 10 players who have seen the court this season, just four played a season ago. In Montana's lineup are three true freshmen, a redshirt freshman and two transfers.

START IT OFF

- Montana has used seven different starting lineup combinations, including a different one in four consecutive games in December.
- Montana has used the same starting lineup in its last 10 games, however: Timmy Falls, Sayeed Pridgett, Kendal Manuel, Jared Samuelson, Derrick Carter-Hollinger.
- Montana started two true freshmen in each of the first 10 games, and has had at least one true freshman start in all but one contest.
- Seniors Kendal Manuel and Sayeed Pridgett have started every game this season. Both rank in the top 40 nationally for minutes played per game.

CONSISTENT SAYEED

Senior Sayeed Pridgett has accomplished plenty in his career, as the versatile player is expected to finish his career ranked in the top five in Montana history for points and steals, and near the top 10 for rebounding and assists.

He also has been consistent, scoring in double figures in 44 of his past 45 games dating back to Feb. 7, 2019. His streak of 41 in a row, prior to an eight-point performance at Northern Arizona (Feb. 29), was the fifth-longest active streak in the nation. Ironically, the streak ended with Pridgett wearing an unfamiliar No. 12, as his jersey was left in Missoula. Two nights later, once again wearing No. 4, Pridgett was back to his normal ways with a 24-point performance.

1,000 FOR MANUEL

Senior Kendal Manuel, who began his collegiate career at Oregon State, reached 1,000 career points with an emphatic slam dunk vs. Weber State (Feb. 13). The transfer has nearly 800 of those points in less than two full seasons at Montana and was in double figures for scoring in 19 of 20 Big Sky contests.

FLIRTING WITH A TRIPLE-DOUBLE

Several times this season, senior Sayeed Pridgett has flirted with a rare triple-double, but none was closer than Feb. 15 vs. Idaho State, when he was one assist shy of the mark. The Oakland native finished with 24 points, 11 rebounds and one assist, and was named the league's player of the week three days later (Feb. 18).

Against the Bengals, Pridgett was directly accountable for nearly 60 percent of Montana's points, including a personal 6-0 run midway through the second half after the Bengals had cut the score to 49-44. Montana led by double figures for the remainder of the contest. Two nights prior, in a 72-37 victory over Weber State (Feb. 13), Pridgett kept pace with the Wildcats by himself, until he received rest over the final 10 minutes of the blowout victory. Midway through the second half, Pridgett had scored 25 points, compared to 27 for the entire Weber State roster.

PLAYER OF THE WEEK X 3

Through three weeks of Big Sky action, Montana cleaned up the hardware, winning all three player-of-the-week awards. It marked the first time since 2012-13 that one team had won three consecutive awards with three different players.

- Derrick Carter-Hollinger helped Montana to a pair of victories in mid-January (Jan. 14), averaging 16.5 points per game on an incredible .789 shooting (15-of-19), in addition to 9.0 rebounds, 3.0 blocks and 2.0 assists per game. He had a breakout performance in a 90-63 road win at Eastern Washington, scoring 20 points, pulling down 14 rebounds and blocking four shots – all career highs. Carter-Hollinger became the first freshman to earn player-of-the-week honors since Dec. 12, 2017 (Portland State's Holland Woods). He is the first Montana freshman to win the award in at least a decade, as far back as the Big Sky's records go.
- Kendal Manuel (Jan. 7) averaged 23.5 points per game across two road contests, including a win at Southern Utah. In addition to leading the Grizzlies for scoring on the week, he was also the team's top rebounder (6.0 per game) and swiped a team-most four passes. Manuel made 6-of-9 3-point attempts, and despite shooting nearly one-third of his shots from beyond the arc, still shot .633 overall on the week (19-of-30). At Northern Colorado, Manuel scored a career-high 30 points. He made 13-of-16 shots, including all three 3-point attempts. His shots came at clutch times, too. Of his 13 makes, seven either gave Montana the lead, tied the game or cut the deficit to a single possession. Against the Bears, Manuel also led Montana for rebounding (six) and steals (three).
- Sayeed Pridgett was named the Big Sky Player of the Week on Dec. 31. In two come-from-behind wins to begin league play, Pridgett averaged 20.5 points and 9.0 rebounds per game, in addition to a team-high five steals. The senior had 27 points and 10 boards vs. Northern Arizona (Dec. 28), recording his fourth double-double of the season. With Montana trailing by eight in the second half, the Grizzlies used a 15-2 run to take control of the contest. Pridgett had seven of his team's points during that stint and 18 overall during the second half. Two nights later, Montana pulled off a 52-50 win over Sacramento State (Dec. 30), winning in the closing seconds. Pridgett tied for the team lead with 14 points and eight rebounds, in addition to a game-high four steals. He scored six of Montana's final 10 points as the Grizzlies rallied from a six-point deficit with under 10 minutes to play.

HOME SWEET HOME

Dating back to February 2017, Montana has won 39 of its past 44 home games (.886).

The Grizzlies boast one of the nation's best home-court advantages, going 724-250 (.743) all-time inside Dahlberg Arena, including 142-31 (.821) over the past decade. The Grizzlies averaged more than 4,000 fans per game in 2019-20, a better average than three Pac-12 schools and four from the Mountain West.



MONTANA BASKETBALL



HOME WIN NO. 1,000

Montana's win over Idaho (Jan. 18) was the 1,000th home win in program history (1,004-411, .710). The Grizzlies are 724-250 (.743) inside Dahlberg Arena.

Montana began playing inside Dahlberg Arena in 1953. Just 10 Division-I schools nationally have been playing in their current home venue for at least 60 years and have won at least 70 percent of their games.

WINNING AT HOME

School	Year Built	Record (Pct.)
Kansas	1955	806-115 (.875)
Duke	1939	905-160 (.851)
Oklahoma State	1938	906-240 (.791)
Vanderbilt	1952	811-248 (.766)
Wichita State	1955	748-229 (.766)
Montana	1953	724-250 (.743)
Washington	1927	1,020-362 (.738)
Minnesota	1928	929-347 (.728)
Butler	1928	700-279 (.715)
San Francisco	1958	591-239 (.712)

List of schools who have been playing in current home venue for at least 60 years and have won at least 70 percent of their home games.

TOUGH PLACES TO PLAY

When Montana traveled to Eastern Washington in January, it marked the ninth road game in a row in which the Grizzlies had played a team that was unbeaten on its home court this season. Montana's road opponents were combined 78-5 (.940) on their home courts up to that point, with the only losses coming to Gonzaga, Kansas, UCLA, Northern Arizona and Montana.

CHALLENGING SCHEDULE

- Montana once again challenged itself during non-conference play, facing three Pac-12 schools, another from the SEC and one more from the Mountain West.
- According to KenPom.com, Montana played the seventh-toughest non-conference schedule in the country.
- Montana's six Division-I losses during non-conference play came against stiff competition. The six opponents went a combined 60-17 (.779) during non-conference play. All six losses came on the road, where Montana's opponents were a combined 45-2 (.957) during non-conference play. The only losses were by Washington, to Gonzaga, and Stanford, to Kansas – both top-five teams.
- Two of Montana's losses came to top-25 teams, with the Griz playing No. 8 Oregon (2020 Pac-12 regular-season champion) and No. 25 Washington. Additionally, Arkansas and Stanford have also received top-25 votes this season.
- Of Montana's nine Division-I non-conference opponents, seven had winning records in the regular season and four rank in the top 55 by the NCAA's NET ranking system.

WORKING OVERTIME

- Montana has played three overtime contests in 2019-20, falling each time (at Omaha, at Weber State, vs. Southern Utah).
- Montana is 6-10 in overtime contests under Travis DeCuire, having lost four in a row.

- Montana's last overtime win came in March 2018 vs. Northern Colorado, during the semifinals of the Big Sky tournament.
- Montana's last overtime road win came in November 2017 at Pitt. The Grizzlies last beat a Big Sky opponent on the road on Dec. 31, 2015, at Northern Arizona.
- Montana has played four double-overtime contests under DeCuire, most recently on Dec. 31, 2015 at Northern Arizona (win). The Grizzlies' last triple-overtime contest came Feb. 14, 2015 at Northern Colorado (win).

INDIVIDUALLY SPEAKING

- **#0 Kyle Owens** – Has played in every game, earning nine starts through season's first 10 games... Has been in double figures for scoring five times, including career-high 14 vs. Montana Tech (Nov. 18) and Montana State (Feb. 1)... Four-plus rebounds seven times, but just once since Dec. 30... Made six 3-pointers through first 28 games, before connecting on four in last three games, including 3-for-3 performance in win at Sacramento State (Feb. 29)... Scored eight points during 2-minute stretch late, including tiebreaking triple with under 6 minutes to play... Shooting .471 from floor, missing more than three shots in a game just twice... In win over Montana State (Feb. 1), scored 14 points on 4-of-6 shooting, in addition to six rebounds... Averaged 8.7 ppg and 5.7 rpg over final three games of December... Scored eight points and pulled down six rebounds in comeback win at Sacramento State (Dec. 30)... Had career-high seven rebounds in win over Northern Arizona (Dec. 28), scoring four straight during Griz run that put UM on top for good... Scored 12 points in addition to stealing three passes at Omaha (Dec. 21)... Ranked second on team with 14 points vs. Montana Tech (Nov. 18), including perfect 10-for-10 from free-throw line... Reached double figures for first time with 11 points on 5-of-8 shooting vs. MSU Northern (Nov. 10)... Made collegiate debut at Stanford (Nov. 6), scoring three points.
- **#1 Timmy Falls** – Ranks seventh in Big Sky play for steals (1.5) and 10th for assists (3.2)... Has league's second-best assist-to-turnover ratio (2.4)... Has started past 27 games... Leads UM with one assist every 9.4 on-court minutes... Has led UM for assists 10 times, steals 10 times and blocked shots on five occasions... Has just three negative assist-to-turnover ratios over past 24 games... Has dished out three or more assists 17 times, including five in a row from Dec. 30-Jan. 13 and four in a row to close regular season (Feb. 27-March 7)... Has been in double figures for scoring 11 times, including five consecutive games from Jan. 23-Feb. 6... Scored career-high-tying 16 points at Weber State (Jan. 25), including 14 in first half... Shot 7-of-9 vs. Wildcats, including 2-of-3 from deep... Made multiple 3-pointers in seven games, led by 3-for-3 performance at Sacramento State (Feb. 29)... Has multiple steals in 12 games, including three in a row to close regular season (2.7 average)... Led UM in steals in final three regular-season games... Has played 30 or more minutes in last three games... In road win at Sacramento State (Feb. 29), scored nine-first half points on 3-of-3 shooting, in addition to career-high-tying four steals, five assists and career-high 39 minutes played... Stole in-bounds pass in closing seconds at Southern Utah to seal two-point victory (Jan. 2)... Recorded season-high six assists, three steals and two blocks in victory... In comeback win over Sacramento State (Dec. 30), had four assists... Had assist and blocked shot in first two possessions of second half, during 8-0 UM run, and steal late in game to keep UM on top... Was in double figures for scoring in four of six games from Nov. 18-Dec. 6, after averaging 2.0 ppg through first three contests... Had three or more assists four times during that span... Totaled 15 points vs. North Dakota (Dec. 6)... Scored seven straight points against Coppin State (Nov. 29) to



MONTANA BASKETBALL



help UM jump out to early lead; scored 11 points through game's first 10 minutes and 14 overall... Earned first start of season at Washington (Nov. 22), leading UM with four assists and two steals... Played career-high 38 minutes vs. Montana Tech (Nov. 18), scoring 11 points on 4-of-6 shooting, in addition to three steals.

- **#2 Kendal Manuel** – All-Big Sky Conference second team... Named Big Sky Player of the Week on Jan. 7... Ranks first in Big Sky play for free-throw percentage (.906), third for minutes (37.5 per game), fifth for 3-pointers made (2.1 per game), sixth for field-goal percentage (.472) and ninth for scoring (16.4 per game)... Has led UM for minutes played 13 times, scoring in nine games and steals on five occasions... Scored in double figures in 19 of 20 Big Sky games, reaching 20 four times, including career-high 30 points at Northern Colorado (Jan. 4)... Played at least 35 minutes in all but two league games, including 40+ in final four... Ranks sixth in NCAA for free-throw shooting... Made at least 20 consecutive free throws two separate times, led by 10-for-10 performance vs. North Dakota (Dec. 6)... Has made at least one 3-pointer in all but four games, and two or more 20 times... Has made multiple 3-pointers in seven of last 10 games, including four vs. Montana State (Feb. 1) and at Northern Arizona (Feb. 27)... Has seven multi-steal games... Led UM with 21 points at Idaho State (Jan. 23) and 19 at Portland State (Jan. 30)... Led the Griz with 27 points vs. Portland State (Jan. 13), making five 3-pointers... Had career night at Northern Colorado, scoring 30 points... Also tied or established career high for shots made (13), rebounds (six) and steals (three)... With game tied at 50-50, knocked down two free throws with 2.5 seconds remaining to seal win over Sacramento State (Dec. 30)... Led UM with 15 points at Oregon (Dec. 18)... Had two or more steals in three consecutive games (Dec. 6-21)... Had 10:2 assist-to-turnover ratio over two games (Nov. 25-29), including six vs. Coppin State (Nov. 29)... Connected on three 3-pointers vs. Eagles, leading to 11 points... Scored 15 points at Washington (Nov. 22) and 25 vs. Montana Tech (Nov. 18), making 10 shots.
- **#3 Josh Vazquez** – Ranks sixth in Big Sky play for steals (1.6 per game)... Has played in every game, earning 14 starts... Has led UM for steals eight times, assists in five games and blocked shots twice... Has posted negative assist-to-turnover ratio just five times in past 21 games, after doing so eight times in first 10 contests... Has 17 multi-assists games, including five in back-to-back games at Omaha (Dec. 21) and vs. Northern Arizona (Dec. 28)... Has multiple steals in nine games, including four in a row from Feb. 6-15 (3.0 average)... Led UM in that category in all four contests... Has scored in double figures seven times, including career-high 16 vs. New Mexico (Dec. 1)... Shot perfect 12-for-12 from free-throw line during Big Sky play... After beginning Big Sky play 1-of-19 from deep, connected on 15 of next 31 attempts, beginning with 4-for-4 performance at Weber State (Jan. 25)... Made multiple 3-pointers five times in final 12 games, including three vs. Idaho (Feb. 8) and Idaho State (Feb. 15)... Against the Vandals, pulled down career-high six rebounds, in addition to team-high four assists... Against the Bengals, scored 11 points, including eight points, one assist and one steal in first 10 minutes... In slump-busting game at Weber State (Jan. 25), scored 12 points while recording career highs for minutes (39) and steals (four), and adding four assists to zero turnovers... Had career day at Omaha (Dec. 21), scoring 14 points (3-for-3 from deep) while dishing out career-high five assists... Made 15 of 30 3-point attempts over final seven non-conference games, after starting career 2 for 13... Shot 3-of-5 from deep at Washington (Nov. 22), totaling nine points... Prior to that performance, had missed 10 consecutive shots over three games... Scored 11 points in collegiate debut at Stanford (Nov. 6).

- **#4 Sayeed Pridgett** – All-Big Sky Conference first team... Two-time Big Sky Player of the Week (Dec. 31, Feb. 18)... Only player to rank in top 10 of Big Sky play for scoring, shooting, rebounding and assists... Ranks third in Big Sky play for scoring (20.0), fourth for shooting (.511), fourth for assists (4.3) and seventh for rebounding (6.9)... Also ranks fifth for defensive rebounds (5.3); seventh for minutes played (35.6); 10th for assist-to-turnover ratio (1.3); 13th for free-throw percentage (.673); and 13th for steals (1.1)... Has led UM for rebounding 20 times, assists on 19 occasions, scoring in 18 games, steals 13 times and blocked shots in nine contests... Has six double-doubles... Has eight or more points in every game this season, including all but one in double figures... Finished regular season with three straight games with 20-plus points, averaging 25.7 ppg (Feb. 29-March 7)... Nearly recorded third triple-double in school history vs. Idaho State (Feb. 15), coming up one assist shy (24 points, 11 rebounds, nine assists)... Led UM with 24 points in win over Montana State (Feb. 1), scoring eight of team's final 12 points down the stretch... Scored career-high 33 points on 14-of-29 shooting at Weber State (Jan. 25), playing all 45 minutes... Nearly had a triple-double vs. Portland State (Jan. 13), totaling 17 points, 10 assists and eight rebounds... Has three times scored 30 or more points, including 32 at Omaha (Dec. 21) and 30 vs. MSU Northern (Nov. 10)... Led UM for every statistical category in season opener at Stanford (Nov. 6), including 17 points, 10 rebounds and six assists.
- **#10 Eddy Egun** – Has played in 28 games, averaging 7.8 minutes per contest... Has led UM for blocked shots three times and rebounding twice... Has one rebound for every 4.2 on-court minutes... Played 17 minutes in regular-season finale vs. Southern Utah (March 7), his most since seeing 18 minutes vs. Coppin State (Nov. 29)... Against the Thunderbirds, converted four-point play while being fouled and making a 3-pointer... Added six rebounds, one of four games with five or more... Scored seven points in 8 minutes against Weber State (Feb. 13), shooting 2-of-2 from the floor while collecting two rebounds and dishing out an assist... After playing 16 minutes through first nine Big Sky contests, played final 15 minutes at Portland State (Jan. 30), leading Griz with seven rebounds, in addition to two steals and six points (2-of-3 from deep)... Played double-figure minutes in seven of season's first eight games... Recorded team-high six rebounds at Washington (Nov. 22), while making back-to-back 3-pointers during 14-3 UM run to tie game... Made collegiate debut at Stanford (Nov. 6), scoring nine points on 2-of-3 shooting from deep in career-high 19 minutes of action.
- **#23 Mack Anderson** – Has played in every game, earning six starts... Has led UM for blocking team-high 12 times and rebounding twice... Big Sky shooting percentage of .660 would lead league, if he took enough shots to qualify... Has not missed more than three shots in a game once this season... Has six times made four or more field goals in a game... Has scored in double figures three times, including back-to-back games (Feb. 6-8), averaging 12.5 ppg on 10-of-15 shooting... Has at least one block in 16 games, including six in a row from Feb. 13-March 5... Secured multiple rebounds in five straight games from Jan. 25-Feb. 8... Scored career-high 15 points at Idaho (Feb. 8), including 11 UM points in a row to turn second-half deficit into permanent lead... Shot 6-of-8 while pulling down four rebounds... Scored nine points on 3-of-4 shooting at Weber State (Jan. 25), while playing career-high 27 minutes... Made all five shots vs. Portland State (Jan. 13), scoring 10 points, including eight consecutive in second half... Added two blocked shots... Scored eight points on 4-of-5 shooting at Eastern Washington (Jan. 9), scoring six straight Griz points in second half... Had team-high and career-best seven rebounds at Stanford (Nov. 6), also scoring nine points and blocking two shots... Started season



MONTANA BASKETBALL



making eight shots in first 15 games (1.5 ppg on .320 shooting)... Earned starts in first four games, the first of his career.

- **#33 Jared Samuelson** – Has earned starts in 20 of last 21 games... Held .603 shooting percentage during Big Sky play, averaging 10.3 ppg (26th)... Over final six games to close regular season (Feb. 15-March 7), averaged 12.5 ppg... Made at least four field goals in all six contests... Has scored in double figures in nine of 10 games when logging 20 or more minutes, compared to zero games when he doesn't reach 20... Has been in double figures for scoring nine times this season and has led UM for scoring in four games... Has also led UM for rebounding four times and blocked shots on four occasions... Has made nearly half of his 3-point attempts (19-of-41, .463), after making one during his freshman season at UM... Has made multiple 3-pointers in four games... Scored team-high 19 points on 9-of-12 shooting at Northern Arizona (Feb. 27)... Had a career night vs. Idaho (Jan. 18), setting personal bests for points (23), minutes (32), field goals made (9), field goals attempted (15) and 3-pointers made (5)... Led Grizzlies with 21 points at Southern Utah (Jan. 2)... Had breakout game against Sacramento State (Dec. 30), scoring 14 points while blocking three shots (career high) and pulling down eight rebounds (career high)... Led UM in all three categories... During 8-0 scoring run to begin second half, recorded three points, three rebounds, two blocked shots, one assist and one steal in just 3:24... In just 10 minutes, scored nine points on 4-of-4 shooting vs. Northern Arizona (Dec. 28)... Played eight minutes at Washington (Nov. 22), his first game action with UM since March 7, 2017... Averaged 3.3 ppg in seven non-conference games... Missed first four games with preseason knee injury.
- **#35 Derrick Carter-Hollinger** – Big Sky Conference Freshman of the Year... Named Big Sky Player of the Week on Jan. 14... Ranks 13th in Big Sky play with 0.9 blocked shots per game... Has led UM for blocked shots nine times and rebounding in six games... Has started last 10 games and 17 times overall... Has scored in double figures eight times... Pulled down five or more rebounds in 17 games, including double-digit totals twice... Closed regular season with back-to-back eight-rebound performances (March 5-7)... In addition to eight boards vs. Northern Colorado, scored 15 points... Totaled seven points (3-of-4 shooting), nine rebounds and five assists (career high) vs. Montana State (Feb. 1)... Played career-high 35 minutes at Portland State (Jan. 30) while scoring 17 points on 6-of-7 shooting... Had 14 blocks in six-game stretch in January (Jan. 9-30), after blocking seven shots through first 15 contests... Made six of seven shots vs. Portland State (Jan. 13), scoring 13 points in 34 minutes off bench... Had career night at Eastern Washington (Jan. 9), leading UM for scoring (20 points) and rebounding (14)... Added career-high four blocked shots in victory... Shot 9-of-12 from field, including 2-for-2 from deep... Scored eight points and pulled down seven rebounds in win over Northern Arizona (Dec. 28)... Made 16-of-22 shot attempts during four-game span (Nov. 25-Dec. 6), averaging 8.3 ppg and 5.8 rpg... Recorded double-double (10 points, 10 rebounds) vs. Coppin State (Nov. 29), including four offensive rebounds... Tied for team lead with six rebounds at Washington (Nov. 22)... Made collegiate debut at Stanford (Nov. 6), ranking second on team with 15 points (5-of-6 shooting)... Scored five consecutive Griz points to get UM within a possession in second half.

HIGHLIGHTS FROM 2018-19

- Montana went 26-9 in 2018-19, tied for the third-most wins in school history.
- The Grizzlies won both the Big Sky Conference regular-season and tournament championships, becoming the fifth school in Big Sky history to win both in back-to-back seasons.
- Four Grizzlies earned recognition from the Big Sky Conference, including first-team All-Big Sky selections Ahmaad Rorie and Sayeed Pridgett. Additionally, Michael Oguine earned third-team honors while Kendal Manuel was named the league's top reserve and newcomer.
- Rorie was the Big Sky tournament MVP, while Oguine was named to the all-tournament team, after the Grizzlies won the tournament title with wins over Sacramento State, Weber State and Eastern Washington.
- Montana was one of 19 schools nationally to rank in the top 100 for both scoring offense (76.1 points per game, 82nd) and scoring defense (68.5, 90th).
- The Grizzlies shot .492 from the floor (10th in NCAA). They made at least half of their shots in 20 contests.
- Conversely, Montana held opponents under .400 shooting 10 times, and under their season scoring average in 27 of 34 games.
- Montana made at least eight 3-pointers in 22 games after hitting that number just four times in 2017-18. Overall, the Grizzlies shot .376 from deep, ranking 38th in the NCAA, after being 236th the year prior.
- Montana finished the season with three players ranked in the top 20 in the Big Sky for scoring, not including Jamar Akoh (16.3), who did not play in enough games to qualify.
- Of the 21 statistical categories tracked by the Big Sky Conference, Montana was in the top three in 14 of them. The Grizzlies led the league for scoring margin, field-goal percentage, 3-point percentage, rebounding defense and rebounding margin.
- Montana's 7-4 non-conference record was its best since 2010-11, and it came against the nation's 43rd-toughest schedule. The slate included wins over 2019 NCAA tournament teams Georgia State and North Dakota State, in addition to snapping South Dakota State's nation-leading 26-game home win streak.
- Montana won 10 games in a row from Jan. 12 through Feb. 23. During the streak, the Grizzlies trailed for just 29 minutes, 2 seconds (7.3 percent of action).




MONTANA BASKETBALL



HISTORICALLY GOOD

Montana won 26 games a season ago, tied for the third-most in school history (along with the 2017-18 team). The program won 52 games in 2017-18 and 2018-19 combined, the most ever over a two-year period. Stretching it out even further, Montana won 89 games during Bobby Moorehead and Michael Oguine's four-year careers, the second-best four-year stretch in school history.

Montana was one of 21 schools nationally to win at least 25 games in both 2017-18 and 2018-19.



BACK-TO-BACK

Montana repeated as Big Sky Conference champions in 2018-19, winning both the regular-season and tournament titles. Just five times in the league's history has the same team won both the regular season and tournament in consecutive seasons. The Grizzlies have done it three of those times (1979-80 Weber State; 1981-82 Idaho; 1991-92 Montana; 2012-13 Montana; 2018-19 Montana).

GRIZ HISTORY

- Montana has posted a .500 or better record in 12 consecutive seasons and is on the cusp of a fifth 20-win season in six years under Travis DeCuire.
- Montana won back-to-back Big Sky Conference titles in 2018 and 2019 (regular season and tournament). Overall, the program has won the Big Sky regular season 12 times and the tournament on 11 occasions (first).
- Montana has played in the NCAA tournament in each of the past two seasons and 12 times overall. The Grizzlies' first appearance came in 1975, earning a win over Utah State in the Round of 32 before narrowly falling to John Wooden's final national championship team at UCLA. Montana also was victorious in 2006, knocking off No. 5 seed Nevada. The Grizzlies have also played in the NIT four times and CBI once.
- Montana won 52 games in 2017-18 and 2018-19 combined, the best two-year stretch in school history.
- Over the past eight seasons, Montana has won five regular-season Big Sky titles, finishing runner-up two other times, including this year. The Grizzlies have played in the conference title game eight times in the past 10 years, winning five times.
- Montana won its 1,500th game in February (1,507-1,261), and picked up its 1,000th home win in January. On its home floor, the Grizzlies are 1,004-411 (.710), including 724-250 (.743) inside Dahlberg Arena.
- Notable former head coaches include College Basketball Hall of Famers Jud Heathcote and Mike Montgomery, in addition to Montana alums Blaine Taylor, Larry Krystkowiak and Wayne Tinkle.
- Krystkowiak is Montana's all-time leading scorer (2,017) and rebounder (1,105). He is one of 123 Division I players in NCAA history with more than 2,000 career points and 1,000 career rebounds.
- Montana has had seven NBA Draft picks, including first-round selections Michael Ray Richardson and Lee Johnson. More than a dozen former players are actively playing professionally across the globe.

BEST OF THE WEST

Of the 71 western schools in NCAA Division-I basketball (those in the Big Sky, Big West, Mountain West, Pac-12, Summit League, WAC and West Coast), very few have had the level of success that Montana has enjoyed over the past decade. From 2009-10 through 2018-19, the Grizzlies won five regular-season conference titles (T-2nd), played in the NCAA tournament five times (7th) and won 219 games (9th).

CONFERENCE TITLES

Gonzaga (9)
Montana (5)
 Arizona (5)
 San Diego State (5)
 South Dakota State (5)
 Nevada (4)
 New Mexico State (4)
 UC Irvine (4)
 Long Beach State (3)
 New Mexico (3)
 Saint Mary's (3)
 Utah State (3)

NCAA BERTHS

Gonzaga (10)
 New Mexico State (8)
 Arizona (7)
 San Diego State (7)
 Oregon (6)
 UCLA (6)
Montana (5)
 BYU (5)
 Saint Mary's (5)
 South Dakota State (5)

MOST WINS

Gonzaga (304)
 Arizona (264)
 Saint Mary's (262)
 San Diego State (256)
 BYU (252)
 Oregon (251)
 New Mexico State (246)
 South Dakota State (224)
Montana (219)
 New Mexico (218)
 UCLA (215)
 Utah State (211)
 Weber State (209)
 Nevada (208)
 Colorado (204)
 UNLV (204)
 UC Irvine (202)
 Washington (201)



MONTANA BASKETBALL



GAME REWINDS

- **Southern Utah (March 7)** – Led for 33 minutes of regulation, including by as many as 16... Shot .533 in first half but .321 in second, including 1-of-10 stretch that allowed SUU to take lead... Seniors accounted for 58 of 80 points, led by Sayeed Pridgett's 27, moving into fourth on UM's career scoring list.
- **Northern Colorado (March 5)** – Led at just two points for total of 59 seconds... Final lead came at 42-41, before UNC went on 10-3 run and eventually taking 16-point lead... UNC shot .558 from the floor... UM shot 1-of-12 from 3-point range.
- **Sacramento State (Feb. 29)** – Scored more points than Sac (fourth in NCAA for scoring D) had allowed all season... Out-scored Hornets 29-12 over final 6 minutes, following 59-59 tie... Shot .580 from floor, including .500 from deep... Sayeed Pridgett scored 24 points... Kyle Owens made three 3-pointers, scoring eight points down stretch.
- **Northern Arizona (Feb. 27)** – Led by seven late but didn't score in final 3:30... Trained for just 3:55, and never by more than four points... Lost despite shooting .556, including .682 in second half... Lost turnover battle... Jared Samuelson scored 19 points on 9-of-12 shooting.
- **Montana State (Feb. 22)** – Montana beat MSU for 19th time in past 20 tries, holding the Wildcats to .354 shooting... UM led for final 31 minutes, and never trailed by more than two points... Seniors accounted for 44 of 59 points, including 21 from Kendal Manuel.
- **Idaho State (Feb. 15)** – Sayeed Pridgett was one assist shy of the third triple-double in school history (24 points-11 rebounds-9 assists)... Montana shot .559 from the floor while holding ISU to .393 shooting... The Grizzlies never trailed.
- **Weber State (Feb. 13)** – Held WSU to 37 points, the fewest by a UM opponent since 2010, and fewest by a Big Sky opponent since 1976... Montana shot .537 while limiting the Wildcats to a .325 clip... Sayeed Pridgett (25) and Kendal Manuel (21) both reached 20 points, despite sitting out for the final 8-10 minutes... Manuel scored his 1,000th career point on an emphatic dunk in the first half.
- **Idaho (Feb. 8)** – Shot .667 in second half to overcome halftime deficit... Mack Anderson scored career-high 15 points, including 11 in a row to give UM lead... Led for final 15 minutes after doing so for less than 3 minutes in first half... Limited Idaho to 23 rebounds.
- **Eastern Washington (Feb. 6)** – Took over first place behind season-high 92 points... Shot .600 from 3-point land, making nine triples... Sayeed Pridgett scored 24 points, followed by Kendal Manuel's 18, with all but two coming in second half... Teams combined for 55 fouls, including six technicals.
- **Montana State (Feb. 1)** – In 300th game of rivalry, UM won for 18th time in past 19 tries... Against nation's ninth-ranked three-point defense, Griz made 11 three-pointers, including 10 in 54-point first half... Trained for 14 seconds total... Sayeed Pridgett scored 24 points, moving into 10th place on UM's career scoring list.
- **Portland State (Jan. 30)** – Led by as many as 22 points and never held lead... PSU's Holland Woods scored career-high 39 points, including perfect 21-of-21 from free-throw line... UM scored 17 points over final 2:34 to get within 5... Five players were in double figures for scoring... Eddy Egun played final 15 minutes after playing 16 minutes in previous nine games, scoring six points and leading UM with seven rebounds.
- **Weber State (Jan. 25)** – Led for 38 minutes of regulation, including by 7 with 2 minutes to play... Sayeed Pridgett scored career-high 33 points while playing all 45 minutes... Timmy Falls scored 16 points, including 14 in first half... Josh Vazquez went 4-for-4 from three-point range while collecting four steals... Montana turned the ball over season-low five times.
- **Idaho State (Jan. 23)** – Only deficit came at 2-0... Montana shot .615 in the first half and .483 overall... Montana led by as many as 14 points before a 21-7 ISU run... Late free throws kept Montana in front... Kendal Manuel scored game-high 21 points.
- **Idaho (Jan. 18)** – Won 1,000th home win in program history... Did not trail once in second half... Jared Samuelson scored career-high 23 points, connecting on 5 three-pointers... Tied season high with four steals, with four players recording multiple steals.
- **Portland State (Jan. 13)** – Shot season-best .607 while scoring 85 points... Held PSU to 0-for-11 shooting from three-point range... Team effort, including 27 points from Kendal Manuel and near-triple-double from Sayeed Pridgett (17 points, 10 assists, 8 rebounds)... Derrick Carter-Hollinger (13) and Mack Anderson (10) also in double figures for scoring.
- **Eastern Washington (Jan. 9)** – Scored season-high 90 points while holding EWU 23 points below its season scoring average (Eagles entered ranked 3rd in NCAA for scoring offense)... Led for final 33 minutes, including final 24 by double digits... Shot season-best .542, led by career night from Derrick Carter-Hollinger, who scored 20 points while pulling down 14 rebounds and blocking four shots... UM was first team to beat EWU in Cheney this season.
- **Northern Colorado (Jan. 4)** – Despite falling behind 16-3 following 13-0 Bears run, UM worked back to take 33-32 lead early in second half... Game was tied at 45-45 with 11:32 to play before UNC went on 11-2 run... Kendal Manuel scored career-high 30 points, in addition to six rebounds and three steals... UM scored more points than any of UNC's previous opponents had in Greeley this season.
- **Southern Utah (Jan. 2)** – Earned first road win of season while handing SUU first home loss of year... Despite SUU having game-winning shot-attempt at buzzer, UM never trailed... Jared Samuelson had career night, scoring 21 points on 9-of-14 shooting, including three three-pointers... Three seniors scored 54 of UM's 60 points.
- **Sacramento State (Dec. 30)** – Kendal Manuel made two free throws with 2.5 seconds on clock to give UM lead... Led for just 5:49 and never by more than two points... Facing nation's third-leading defense, UM won despite scoring 52 points, its fewest in victory since 1998... Held Hornets to .360 shooting... Jared Samuelson led UM with 14 points, eight rebounds and three blocks.
- **Northern Arizona (Dec. 28)** – Won Big Sky opener for 10th consecutive season... Trained by as many as 10, including eight in second half, before 15-2 run turned tide... UM led for final 9:21... Shot 50.0%, including 58.1% in second half... Sayeed Pridgett recorded double-double (27 points, 10 rebounds) while Kendal Manuel scored all 16 of his points in second half.
- **Omaha (Dec. 21)** – Suffered overtime loss after leading 69-64 with 29 seconds remaining in regulation... Mavericks made three-pointer to tie game in closing seconds... Sayeed Pridgett scored career-high 32 points... Yagizhan Selcuk made Griz debut with 14 points and six rebounds.
- **Oregon (Dec. 18)** – Hung with No. 8 Oregon through first 10 minutes, tied at several points including 12-12, before Ducks pulled away... Oregon put game on ice with 16-0 run late to spoil strong defensive effort... Kendal Manuel led UM with 15 points.
- **North Dakota (Dec. 6)** – Three returning upperclassmen accounted for 55 of 77 points, including Sayeed Pridgett (20) and Kendal Manuel (20)... Did not face deficit for final 29 minutes, leading for final 14... Forced Bison into 17 turnovers.
- **New Mexico (Dec. 1)** – Held New Mexico to 72 points, 21 below Lobos' season average at home... UM took 50-49 lead with 9 minutes to play... Sayeed Pridgett recorded double-double (25 points, 10 rebounds) while Josh Vazquez scored career-high 16 points... UM had season-low six turnovers.
- **Coppin State (Nov. 29)** – Had two players record double-doubles, including Sayeed Pridgett's 19 points/12 rebounds and Derrick-Carter Hollinger's 10 points/10 boards... Timmy Falls scored 14 points, including seven in a row in first half... UM's only deficit came at 2-0, with the Griz leading by double digits for majority of game.
- **Texas Southern (Nov. 25)** – Made 11 consecutive shots during second half, turning 36-36 tie into 60-42 lead (24-6 run)... Shot 52 percent from floor, including 62 percent in second half... Five players were in double figures for scoring, led by Sayeed Pridgett's 19.
- **Washington (Nov. 22)** – Went on 17-5 run across both halves to take brief 32-31 lead early in the second half... Was called for 34 fouls, leading to 46 Washington free throws attempts compared to just 13 for the Griz... Kendal Manuel scored team-high 15 points... Sayeed Pridgett scored all 13 of his points consecutively... Senior Jared Samuelson made season debut.
- **Montana Tech (Nov. 18)** – Montana suffered first non-DI loss since 2002 and first at home since 1980... Led by as many as seven points, including by five with under 2 minutes to play and three with the ball and less than a minute on the clock, but turned the ball over three times in final 90 seconds... Orediggers closed on 8-1 run... Kendal Manuel led UM with career-high 25 points.
- **Arkansas (Nov. 16)** – Scored just 46 points, its lowest total since scoring 46 at Kansas in December 2015... Despite that, Montana scored more points and shot at higher percentage than any of Arkansas' first three opponents; the Razorbacks entered game ranked in top 10 nationally for scoring defense, field-goal defense, three-point defense and turnovers forced... Montana's defense held Arkansas 15 points and 13 percent below Razorbacks' season scoring and field-goal averages.
- **MSU Northern (Nov. 10)** – Won its home opener for fifth time in six years under Travis DeCuire... Over final 16 minutes, the Lights shot 14.3 percent (3-of-21) with five turnovers... Sayeed Pridgett had 30 points, including 14 consecutive Griz points in second half... UM won turnover battle 18-9.
- **Stanford (Nov. 6)** – Led for 17 minutes in first half, but 20-0 Stanford run in second half doomed UM, with the Griz shooting 0-for-10 during that stretch... Sayeed Pridgett led UM for scoring (17), rebounding (10), assists (6), steals (3), blocked shots (2) and minutes played (39)... Four Grizzlies made collegiate debuts, including Derrick Carter-Hollinger (15 points on 5-of-6 shooting).



MONTANA BASKETBALL



LOOK WHO'S BACK

It's been established that Montana lost plenty of talent from last season, including three players who earned all-conference recognition during their careers.

While this is true, a big reason why the league's coaches and media picked Montana to finish so high is because of the players the Grizzlies have coming back.

Montana returned four rotation players from last year's championship team, and all four were key factors.

None was bigger than guard/forward combo Sayeed Pridgett, who earned first-team All-Big Sky recognition after ranking in the top 15 in the Big Sky for scoring, field-goal percentage, steals, assists and blocks. In March, he became the 34th member of Montana's 1,000-point scoring club. His biggest asset, though, is his versatility, with Travis DeCuire saying Pridgett will likely play all five position throughout the season.

Joining Pridgett is fellow senior Kendal Manuel. The Billings native started his career at Oregon State before returning to Montana and making a big splash in his first season. Getting clearance from the NCAA to play the week of the team's season opener, Manuel made the most of that opportunity. He ranked sixth in the Big Sky for three-point shooting (.432 on 57 makes) and led the conference with a .896 free-throw percentage. He was named the league's top newcomer and top reserve.

Mack Anderson, a Bozeman product, is also back. Anderson was initially expected to redshirt in 2018-19, but got thrown into the fire during the second week of the season. He played in 28 games as a true freshman, averaging 8.5 minutes, 2.3 points and 1.6 rebounds per game. Those numbers, though, are a tad misleading, as he progressed throughout the season. Over the final month of the season, Anderson played at least 14 minutes in four contests. During those games, he shot 12-of-15 from the floor, averaging 6.0 points and 3.0 rebounds per game.

During an up-and-down sophomore campaign, Timmy Falls finished strong, starting the final five contests as the Grizzlies won a second consecutive Big Sky tournament title. He ranked second on the team with 73 assists, first with one assist every 8.3 minutes on the court and was considered the team's top perimeter defender. Falls had a negative assist-to-turnover ratio just once over the final 25 games of 2018-19, and closed the regular season with 11.0 points per game over three contests.

After redshirting a season ago, Eddy Egun made his collegiate debut in November as has filled a reserve role. The two-time All-CIF Los Angeles selection has the ability to drive to the hoop or shoot from distance, and DeCuire said in October that he has grown more than anyone in terms of his willingness to compete and bring energy.

NEW TO THE TEAM

Montana signed an exciting trio of players from the state of California last November, and all three have been key contributors as true freshmen. Josh Vazquez (6-3 guard from outside Los Angeles) is the team's best pure point guard, DeCuire said, while Derrick Carter-Hollinger (6-5 forward from outside San Diego) and Kyle Owens (6-8 forward from outside Los Angeles) have the versatility to play multiple positions. All three scored more than 1,000 career points during their prep careers.

Category	% Returning
Minutes	24.5
Scoring	40.0
Rebounding	29.9
Assists	39.6
Blocks	28.3
Steals	38.9

Vazquez never lost a league or home game during his four-year career at Bishop Montgomery, helping the Knights to a 31-2 record as a senior, winning a state championship and being ranked No. 3 nationally by MaxPreps. He averaged more than 15 points, seven assists, five rebounds and four steals per game.

Carter-Hollinger was the 2019 East County Player of the Year, averaging a double-double as both a junior and senior, including 17.6 points, 11.5 rebounds, 3.1 blocks, 2.2 assists and 1.8 steals per game during his final season. Foothills Christian High School went 24-7 and was ranked No. 13 in the entire state of California last year.

Playing for Crespi Carmelite High School, Owens won a state title as a freshman and went undefeated in league play as a junior. During his senior campaign, Owens averaged 18.3 points, 8.0 rebounds, 2.1 assists and 0.8 steals per game. Montana also brought in walk-on Jett Briceno, from Kent, Wash.

NEW TO THE TEAM (SORT OF)

Jared Samuelson played two seasons for the Griz, redshirting in 2015-16 before playing in all 32 contests in 2016-17. During that season, the 6-7 forward averaged 5.1 points and 2.4 rebounds per game while adding 11 blocks. He shot a team-best .570.

Samuelson then transferred to Rocky Mountain College in his hometown of Billings, where he became an NAIA All-American. In two seasons, he averaged 18.7 points and 7.6 rebounds per game while shooting at a .523 clip. After earning a degree in business management, Samuelson is back at Montana, where he is playing his senior season while working toward his master's in business administration. He made his season debut Nov. 22 at Washington after missing the first four games due to a minor knee injury.

NEW, BUT WILL HAVE TO (HAD TO) WAIT

Montana also brought in a trio of transfers who will have to wait their turn.

Griz fans were finally able to see Towson transfer Yagizhan Selcuk make his Griz debut at Omaha on Dec. 21, scoring 14 points while pulling down six rebounds. The Turkish forward played in five games for the Tigers before transferring to Montana midyear.

Naseem Gaskin, who redshirted during in his lone season at Utah, was rated as a three-star recruit by both ESPN.com and 247Sports.com, and was the 37th-best player from the state of California, according to ESPN. He averaged 14.5 points, 6.7 rebounds and 1.7 assists per game at Bishop O'Dowd High School outside of Oakland, helping his school to the CIF state tournament. Michael Steadman was San Jose State's top player last season. He led the Spartans for scoring (13.2 points per game) and rebounding (8.5 per game) while starting 29 games. He ranked third in the Mountain West for shooting (.483) and in the top 15 for both scoring and rebounding.

Gaskin will have three years of eligibility remaining, beginning in 2020-21. Steadman will be able to play one season for the Griz, in 2020-21.



MONTANA BASKETBALL



2019-20 MONTANA GRIZZLIES ROSTER

No.	Name	Year	Pos.	Ht.	Wt.	Exp.	Hometown (Previous School)
0	Kyle Owens	Fr.	F	6-8	205	HS	Calabasas, Calif. (Crespi Carmelite H.S.)
1	Timmy Falls	Jr.	G	6-2	167	2L	Dublin, Calif. (Dublin H.S.)
2	Kendal Manuel	R-Sr.	G	6-4	189	1L	Billings, Mont. (Oregon State/Skyview H.S.)
3	Josh Vazquez	Fr.	G	6-3	168	HS	Torrance, Calif. (Bishop Montgomery H.S.)
4	Sayed Pridgett	Sr.	G	6-5	200	3L	Oakland, Calif. (Elcerrito H.S.)
5	Naseem Gaskin	R-Fr.	G	6-3	175	TR	Oakland, Calif. (Utah/Bishop O'Dowd H.S.)
10	Eddy Egun	R-Fr.	G	6-4	198	RS	Woodland Hills, Calif. (El Camino Real H.S.)
13	Jett Briceno	Fr.	G	6-3	160	HS	Kent, Wash. (Kentrige H.S.)
22	Yagizhan Selcuk	So.	F	6-8	235	TR	Istanbul, Turkey (Towson/Phelps School (PA))
23	Mack Anderson	So.	F	6-9	205	1L	Bozeman, Mont. (Bozeman H.S.)
24	Freddy Brown III	So.	G	6-2	164	1L	Seattle, Wash. (Nathan Hale H.S.)
31	Michael Steadman	Sr.	F	6-10	245	TR	Union City, Calif. (San Jose State/James Logan H.S.)
32	Peter Jones	R-So.	F	6-8	218	1L	Seattle, Wash. (O'Dea H.S.)
33	Jared Samuelson	Sr.	F	6-7	215	TR	Billings, Mont. (Rocky Mountain/Billings West H.S.)
35	Derrick Carter-Hollinger	Fr.	F	6-4	200	HS	El Cajon, Calif. (Foothills Christian H.S.)

STARTERS RETURNING (1)

No.	Name	GP/GS	MPG	PPG	RPG	AST	BLK	STL	FG%	3FG%	FT%
4	Sayed Pridgett	35/35	29.6	15.1	4.9	78	17	44	.605	.463	.570

OTHER PLAYERS RETURNING (7)

No.	Name	GP/GS	MPG	PPG	RPG	AST	BLK	STL	FG%	3FG%	FT%
1	Timmy Falls	33/8	20.1	4.7	1.6	73	6	27	.381	.347	.765
2	Kendal Manuel	35/1	19.3	8.7	2.1	44	2	17	.431	.422	.857
23	Mack Anderson	28/0	8.5	2.3	1.6	6	5	1	.659	---	.450
24	Freddy Brown III	15/0	2.1	1.1	0.3	1	0	0	.385	.500	.750
32	Peter Jones	6/0	1.2	0.0	0.0	0	0	0	---	---	---
10	Eddy Egun	-/-	---	-----	--	--	--	---	---	---	---
22	Yagizhan Selcuk	-/-	---	-----	--	--	--	---	---	---	---

NEWCOMERS (7)

No.	Name	Year	Pos.	Notes
0	Kyle Owens	Fr.	F	Daily News, All-SoCal Varsity Team first-team all area; averaged 18.3 ppg, 8.0 rpg, 2.1 apg
3	Josh Vazquez	Fr.	G	All-CIF Southern Section, All-Del Rey League; won four straight undefeated league championships
5	Naseem Gaskin	R-Fr.	G	Redshirted at Utah in 2018-19; ESPN's No. 37 prep player from state of California
13	Jett Briceno	Fr.	G	Rated as MaxPrep's 33rd-best prep player from state of Washington
31	Michael Steadman	Sr.	F	Led San Jose State with 13.2 ppg and 8.5 rpg in 2018-19, earning 29 starts
33	Jared Samuelson	Sr.	F	Two-time NAIA All-American; averaged 18.7 ppg, 7.6 rpg; played freshman season at Montana
35	Derrick-Carter Hollinger	Fr.	F	East County Player of the Year; two-time all-county selection; averaged 17.6 ppg, 11.5 rpg

STARTERS LOST (4)

No.	Name	GP/GS	MPG	PPG	RPG	AST	BLK	STL	FG%	3FG%	FT%
0	Michael Oguine	34/34	30.1	12.9	5.4	64	24	41	.497	.347	.715
14	Ahmaad Rorie	35/35	34.7	14.9	4.1	142	2	32	.466	.356	.809
15	Jamar Akoh	15/15	29.1	15.5	8.7	26	5	30	.587	---	.602
24	Bobby Moorehead	35/35	29.4	5.4	5.2	56	27	24	.351	.309	.609

OTHER PLAYERS LOST (4)

No.	Name	GP/GS	MPG	PPG	RPG	AST	BLK	STL	FG%	3FG%	FT%
2	Donaven Dorsey	32/10	15.6	6.2	1.6	14	11	10	.500	.461	.655
13	Ben Carter	10/0	4.3	0.4	0.8	2	0	1	.250	.000	.000
33	Kelby Kramer	21/2	6.0	0.9	0.9	4	7	2	.615	---	.286
34	Tony Miller	-/-	---	-----	--	--	--	---	---	---	---



MONTANA BASKETBALL



2019-20 SEASON STATISTICS - ALL GAMES

RECORD:	OVERALL	HOME	AWAY	NEUTRAL
ALL GAMES	18-13	12-3	6-10	0-0
CONFERENCE	14-6	8-2	6-4	0-0
NON-CONFERENCE	4-7	4-1	0-6	0-0

#	Player	gp-gs	min	avg	Total		3-Point		F-Throw		Rebounds				pf	dq	a	to	blk	stl	pts	avg
					fg-fga	fg%	3fg-fga	3fg%	ft-fa	ft%	off	def	tot	avg								
04	Sayed Pridgett	31-31	112	36.2	2250-489	.51	12-49	.24	101-147	.68	45	177	222	7.2	89	2	120	102	16	46	613	19.8
02	Kendal Manuel	31-31	112	36.1	1166-385	.43	59-164	.36	76-84	.90	10	98	108	3.5	47	0	59	53	4	27	467	15.1
33	Jared Samuelson	27-20	464	17.2	91-164	.55	19-41	.46	17-22	.77	17	61	78	2.9	54	1	9	16	9	12	218	8.1
35	Derrick Carter-Holl	31-17	708	22.8	89-149	.59	9-19	.47	21-33	.63	39	112	151	4.9	94	5	33	36	24	13	208	6.7
01	Timmy Falls	31-27	919	29.6	77-185	.41	23-60	.38	27-41	.65	4	66	70	2.3	105	6	87	54	12	39	204	6.6
03	Josh Vazquez	31-14	811	26.2	52-149	.34	33-93	.35	21-24	.87	4	67	71	2.3	46	1	54	43	7	39	158	5.1
00	Kyle Owens	31-9	482	15.5	48-102	.47	10-33	.30	37-51	.72	22	49	71	2.3	71	4	7	19	3	8	143	4.6
23	Mack Anderson	31-6	369	11.9	41-74	.55	0-1	.00	20-35	.57	21	36	57	1.8	83	3	8	22	22	6	102	3.3
22	Yagizhan Selcuk	11-0	59	5.4	11-26	.42	0-0	.00	5-11	.45	5	7	12	1.1	5	0	1	2	0	0	27	2.5
10	Eddy Egun	28-0	218	7.8	16-53	.30	9-26	.34	14-21	.66	5	47	52	1.9	34	0	9	18	4	5	55	2.0
32	Peter Jones	3-0	4	1.3	0-1	.00	0-0	.00	0-0	.00	0	2	2	0.7	0	0	0	0	0	0	0	0.0
Team											32	44	76				5					
Total.....		31	6275		841-177	.47	174-486	.35	339-469	.72	204	766	970	31.3	628	22	387	370	101	195	219	70.8
Opponents.....		31	6275		713-164	.43	175-518	.35	521-727	.71	257	792	104	33.8	517	-	321	445	86	184	212	68.5

TEAM STATISTICS	UM	OPP	Date	Opponent	Score	Att.
SCORING	2195	2122	11/6/19	at Stanford	L 62-73	2930
Points per game	70.8	68.5	11/10/19	MSU NORTHERN	W 64-50	2927
Scoring margin	+2.4	-	11/16/19	at Arkansas	L 46-64	13058
FIELD GOALS-ATT	841-1777	713-1641	11/18/19	MONTANA TECH	L 72-74	2857
Field goal pct	.473	.434	11/22/19	at Washington	L 56-73	8370
3 POINT FG-ATT	174-486	175-518	11/25/19	TEXAS SOUTHERN	W 74-62	2981
3-point FG pct	.358	.338	11/29/19	COPPIN STATE	W 69-62	3335
3-pt FG made per gam	5.6	5.6	12/1/19	at New Mexico	L 63-72	10503
FREE THROWS-ATT	339-469	521-727	12/6/19	NORTH DAKOTA	W 77-70	3698
Free throw pct	.723	.717	12/18/19	at Oregon	L 48-81	5803
F-Throws made per ga	10.9	16.8	12/21/19	at Omaha	Lot 82-87	2778
REBOUNDS	970	1049	* 12/28/19	NORTHERN ARIZONA	W 79-72	4017
Rebounds per game	31.3	33.8	* 12/30/19	SACRAMENTO STATE	W 52-50	3846
Rebounding margin	-2.5	-	* 1/2/20	at Southern Utah	W 60-58	2059
ASSISTS	387	321	* 1/4/20	at Northern Colorado	L 66-74	1431
Assists per game	12.5	10.4	* 1/9/20	at Eastern Washington	W 90-63	1837
TURNOVERS	370	445	* 1/13/20	PORTLAND STATE	W 85-70	3252
Turnovers per game	11.9	14.4	* 1/18/20	IDAHO	W 67-63	4279
Turnover margin	+2.4	-	* 1/23/20	at Idaho State	W 77-74	1461
Assist/turnover ratio	1.0	0.7	* 1/25/20	at Weber State	Lot 85-87	6034
STEALS	195	184	* 1/30/20	at Portland State	L 81-88	1704
Steals per game	6.3	5.9	* 2/1/20	MONTANA STATE	W 78-64	7040
BLOCKS	101	86	* 2/6/20	EASTERN WASHINGTON	W 92-82	3879
Blocks per game	3.3	2.8	* 2/8/20	at Idaho	W 82-71	1804
ATTENDANCE	60372	68432	* 2/13/20	WEBER STATE	W 72-37	3730
Home games-Avg/Gam	15-4025	16-4277	* 2/15/20	IDAHO STATE	W 78-63	4657
Neutral site-Avg/Game	-	0-0	* 2/22/20	at Montana State	W 59-54	6570
			* 2/27/20	at Northern Arizona	L 56-57	918
			* 2/29/20	at Sacramento State	W 79-71	1172
			* 3/5/20	NORTHERN COLORADO	L 64-71	4822
			* 3/7/20	SOUTHERN UTAH	Lot 80-85	5052

* = Conference game



MONTANA BASKETBALL



2019-20 SEASON STATISTICS - BIG SKY CONFERENCE GAMES

RECORD:	OVERALL	HOME	AWAY	NEUTRAL
ALL GAMES	14-6	8-2	6-4	0-0
CONFERENCE	14-6	8-2	6-4	0-0
NON-CONFERENCE	0-0	0-0	0-0	0-0

#	Player	gp-gs	min	avg	Total		3-Point		F-Throw		Rebounds				pf	dq	a	to	blk	stl	pts	avg
					fg-fga	fg%	3fg-fga	3fg%	ft-fga	ft%	off	def	tot	avg								
04	Sayed Pridgett	20-20	712	35.6	161-315	.51	8-32	.25	70-104	.67	31	106	137	6.9	59	1	85	67	7	22	400	20.0
02	Kendal Manuel	20-20	749	37.5	119-252	.47	42-97	.43	48-53	.90	7	68	75	3.8	35	0	39	34	0	17	328	16.4
33	Jared Samuelson	20-19	380	19.0	85-141	.60	18-39	.46	16-20	.80	15	51	66	3.3	48	1	7	16	8	9	204	10.2
35	Derrick Carter-Holl	20-10	474	23.7	57-95	.60	8-16	.50	12-17	.70	22	80	102	5.1	62	3	27	23	18	7	134	6.7
01	Timmy Falls	20-20	617	30.9	49-121	.40	17-41	.41	15-18	.83	3	36	39	2.0	71	5	62	26	7	30	130	6.5
00	Kyle Owens	20-0	278	13.9	29-60	.48	7-20	.35	19-30	.63	10	32	42	2.1	41	3	3	5	1	2	84	4.2
23	Mack Anderson	20-1	235	11.8	33-50	.66	0-1	.00	14-20	.70	11	19	30	1.5	53	2	5	13	13	4	80	4.0
03	Josh Vazquez	20-10	487	24.4	25-78	.32	16-50	.32	14-14	1.000	2	40	42	2.1	25	0	34	19	6	31	80	4.0
10	Eddy Egun	17-0	82	4.8	8-21	.38	5-11	.45	8-12	.66	2	22	24	1.4	13	0	3	6	1	3	29	1.7
22	Yagizhan Selcuk	10-0	32	3.2	5-13	.38	0-0	.00	3-6	.50	2	4	6	0.6	1	0	0	2	0	0	13	1.3
32	Peter Jones	3-0	4	1.3	0-1	.00	0-0	.00	0-0	.00	0	2	2	0.7	0	0	0	0	0	0	0	0.0
Team												16	30	46			2					
Total.....		20	4050		571-114	.49	121-307	.39	219-294	.74	121	490	611	30.6	408	15	265	213	61	125	148	74.1
Opponents.....		20	4050		450-103	.43	107-307	.34	347-479	.72	158	494	652	32.6	330	-	184	282	51	103	135	67.7

TEAM STATISTICS	UM	OPP	Date	Opponent	Score	Att.
SCORING	1482	1354	* 12/28/19	NORTHERN ARIZONA	w 79-72	4017
Points per game	74.1	67.7	* 12/30/19	SACRAMENTO STATE	w 52-50	3846
Scoring margin	+6.4	-		at Southern Utah	w 60-58	2059
FIELD GOALS-ATT	571-1147	450-1032	* 1/2/20	at Northern Colorado	L 66-74	1431
Field goal pct	.498	.436	* 1/9/20	at Eastern Washington	w 90-63	1837
3 POINT FG-ATT	121-307	107-307	* 1/13/20	PORTLAND STATE	w 85-70	3252
3-point FG pct	.394	.349	* 1/18/20	IDAHO	w 67-63	4279
3-pt FG made per gam	6.1	5.4	* 1/23/20	at Idaho State	w 77-74	1461
FREE THROWS-ATT	219-294	347-479	* 1/25/20	at Weber State	Lot 85-87	6034
Free throw pct	.745	.724	* 1/30/20	at Portland State	L 81-88	1704
F-Throws made per ga	11.0	17.4	* 2/1/20	MONTANA STATE	w 78-64	7040
REBOUNDS	611	652	* 2/6/20	EASTERN WASHINGTON	w 92-82	3879
Rebounds per game	30.6	32.6	* 2/8/20	at Idaho	w 82-71	1804
Rebounding margin	-2.0	-	* 2/13/20	WEBER STATE	w 72-37	3730
ASSISTS	265	184	* 2/15/20	IDAHO STATE	w 78-63	4657
Assists per game	13.3	9.2	* 2/22/20	at Montana State	w 59-54	6570
TURNOVERS	213	282	* 2/27/20	at Northern Arizona	L 56-57	918
Turnovers per game	10.7	14.1	* 2/29/20	at Sacramento State	w 79-71	1172
Turnover margin	+3.5	-	* 3/5/20	NORTHERN COLORADO	L 64-71	4822
Assist/turnover ratio	1.2	0.7	* 3/7/20	SOUTHERN UTAH	Lot 80-85	5052
STEALS	125	103	* = Conference game			
Steals per game	6.3	5.2				
BLOCKS	61	51				
Blocks per game	3.1	2.6				
ATTENDANCE	44574	24990				
Home games-Avg/Gam	10-4457	10-2499				
Neutral site-Avg/Game	-	0-0				

Score by Periods	1st	2nd	OT	Totals
Montana	710	750	22	1482
Opponents	635	690	29	1354



MONTANA BASKETBALL



2019-20 SEASON STATISTICS - HOME GAMES

##	Player	gp-gs	min	avg	Total		3-Point		F-Throw		Rebounds				pf	dq	a	to	blk	stl	pts	avg			
					fg-fga	fg%	3fg-fga	3fg%	ft-fa	ft%	off	def	tot	avg											
00	Kyle Owens	15-4	263	17.5	31-62	.50	5-20	.25	26-33	.78	16	32	48	3.2	40	2	3	11	1	3	93	6.2			
01	Timmy Falls	15-13	447	29.8	43-99	.43	11-29	.37	16-26	.61	3	34	37	2.5	46	1	43	26	5	20	113	7.5			
02	Kendal Manuel	15-15	539	35.9	74-176	.42	30-75	.40	57-59	.96	4	48	52	3.5	18	0	31	27	3	13	235	15.7			
03	Josh Vazquez	15-6	376	25.1	23-65	.35	14-39	.35	6-6	1.000	0	32	32	2.1	15	0	25	19	2	18	66	4.4			
04	Sayeed Pridgett	15-15	552	36.8	133-253	.52	7-23	.30	54-78	.69	22	90	112	7.5	41	1	60	40	9	26	327	21.8			
10	Eddy Egun	14-0	109	7.8	7-23	.30	2-10	.20	9-12	.75	2	22	24	1.7	16	0	3	6	2	1	25	1.8			
22	Yagizhan Selcuk	4-0	13	3.3	1-2	.50	0-0	.00	0-0	.00	0	0	0	0.0	0	0	0	1	0	0	2	0.5			
23	Mack Anderson	15-3	149	9.9	15-27	.55	0-0	.00	6-12	.50	10	20	30	2.0	33	1	1	13	10	2	36	2.4			
32	Peter Jones	2-0	4	2.0	0-1	.00	0-0	.00	0-0	.00	0	1	1	0.5	0	0	0	0	0	0	0	0.0			
33	Jared Samuelson	13-9	223	17.2	45-80	.56	10-23	.43	6-10	.60	9	29	38	2.9	29	1	6	7	7	6	106	8.2			
35	Derrick Carter-Holl	15-10	350	23.3	46-76	.60	4-9	.44	4-7	.57	20	58	78	5.2	47	2	24	17	11	6	100	6.7			
Team											16	24	40												2
Total.....		15	3025	418-864		.48	83-228	.36	184-243	.75	102	390	492	32.8	285	8	196	169	50	95	110	73.5			
Opponents.....		15	3025	337-807		.41	89-264	.33	12-305	.69	123	375	498	33.2	260	-	150	227	34	71	975	65.0			

2019-20 SEASON STATISTICS - ROAD GAMES

##	Player	gp-gs	min	avg	Total		3-Point		F-Throw		Rebounds				pf	dq	a	to	blk	stl	pts	avg			
					fg-fga	fg%	3fg-fga	3fg%	ft-fa	ft%	off	def	tot	avg											
00	Kyle Owens	16-5	219	13.7	17-40	.42	5-13	.38	11-18	.61	6	17	23	1.4	31	2	4	8	2	5	50	3.1			
01	Timmy Falls	16-14	472	29.5	34-86	.39	12-31	.38	11-15	.73	1	32	33	2.1	59	5	44	28	7	19	91	5.7			
02	Kendal Manuel	16-16	581	36.3	92-209	.44	29-89	.32	19-25	.76	6	50	56	3.5	29	0	28	26	1	14	232	14.5			
03	Josh Vazquez	16-8	435	27.2	29-84	.34	19-54	.35	15-18	.83	4	35	39	2.4	31	1	29	24	5	21	92	5.8			
04	Sayeed Pridgett	16-16	569	35.6	117-236	.49	5-26	.19	47-69	.68	23	87	110	6.9	48	1	60	62	7	20	286	17.9			
10	Eddy Egun	14-0	109	7.8	9-30	.30	7-16	.43	5-9	.55	3	25	28	2.0	18	0	6	12	2	4	30	2.1			
22	Yagizhan Selcuk	7-0	46	6.6	10-24	.41	0-0	.00	5-11	.45	5	7	12	1.7	5	0	1	1	0	0	25	3.6			
23	Mack Anderson	16-3	220	13.8	26-47	.55	0-1	.00	14-23	.60	11	16	27	1.7	50	2	7	9	12	4	66	4.1			
32	Peter Jones	1-0	0	0.0	0-0	.00	0-0	.00	0-0	.00	0	1	1	1.0	0	0	0	0	0	0	0	0.0			
33	Jared Samuelson	14-11	241	17.2	46-84	.54	9-18	.50	11-12	.91	8	32	40	2.9	25	0	3	9	2	6	112	8.0			
35	Derrick Carter-Holl	16-7	358	22.4	43-73	.58	5-10	.50	17-26	.65	19	54	73	4.6	47	3	9	19	13	7	108	6.8			
Team											16	20	36												3
Total.....		16	3250	423-913		.46	91-258	.35	155-226	.68	102	376	478	29.9	343	14	191	201	51	100	109	68.2			
Opponents.....		16	3250	376-834		.45	86-254	.33	309-422	.73	134	417	551	34.4	257	-	171	218	52	113	114	71.7			



MONTANA BASKETBALL



2019-20 SEASON STATISTICS - WINS

##	Player	gp-gs	min	avg	Total			3-Point		F-Throw		Rebounds				pf	dq	a	to	blk	stl	pts	avg		
					fg-fga	fg%	3fg-fga	3fg%	ft-fa	ft%	off	def	tot	avg											
00	Kyle Owens	18-4	277	15.4	34-63	.54	7-20	.35	14-22	.63	16	33	49	2.7	45	3	5	11	2	2	89	4.9			
01	Timmy Falls	18-17	543	30.2	49-116	.42	16-36	.44	20-29	.69	1	38	39	2.2	58	3	53	30	10	26	134	7.4			
02	Kendal Manuel	18-18	645	35.8	95-207	.45	37-87	.42	59-64	.92	6	59	65	3.6	19	0	40	33	3	18	286	15.9			
03	Josh Vazquez	18-8	469	26.1	26-79	.32	16-48	.33	14-14	1.000	0	41	41	2.3	18	0	32	21	7	22	82	4.6			
04	Sayeed Pridgett	18-18	643	35.7	146-283	.51	6-28	.21	67-94	.71	29	106	135	7.5	46	0	70	50	9	31	365	20.3			
10	Eddy Egun	15-0	90	6.0	6-23	.26	1-10	.10	12-14	.85	3	17	20	1.3	15	0	3	5	2	2	25	1.7			
22	Yagizhan Selcuk	9-0	31	3.4	5-12	.41	0-0	.00	3-6	.50	2	4	6	0.7	1	0	0	2	0	0	13	1.4			
23	Mack Anderson	18-2	197	10.9	27-43	.62	0-1	.00	11-17	.64	12	24	36	2.0	44	2	3	14	11	4	65	3.6			
32	Peter Jones	3-0	4	1.3	0-1	.00	0-0	.00	0-0	.00	0	2	2	0.7	0	0	0	0	0	0	0	0.0			
33	Jared Samuelson	17-13	305	17.9	67-114	.58	14-28	.50	14-18	.77	13	38	51	3.0	40	1	8	9	9	10	162	9.5			
35	Derrick Carter-Holl	18-10	396	22.0	52-81	.64	5-8	.62	4-8	.50	24	66	90	5.0	53	1	28	19	18	7	113	6.3			
Team											13	25	38												2
Total.....		18	3600		507-102	.49	102-266	.38	218-286	.76	119	453	572	31.8	339	10	242	196	71	122	133	74.1			
Opponents.....		18	3600		392-950	.41	94-300	.31	258-370	.69	152	431	583	32.4	303	-	175	272	47	91	113	63.1			

2019-20 SEASON STATISTICS - LOSSES

##	Player	gp-gs	min	avg	Total			3-Point		F-Throw		Rebounds				pf	dq	a	to	blk	stl	pts	avg		
					fg-fga	fg%	3fg-fga	3fg%	ft-fa	ft%	off	def	tot	avg											
00	Kyle Owens	13-5	205	15.8	14-39	.35	3-13	.23	23-29	.79	6	16	22	1.7	26	1	2	8	1	6	54	4.2			
01	Timmy Falls	13-10	376	28.9	28-69	.40	7-24	.29	7-12	.58	3	28	31	2.4	47	3	34	24	2	13	70	5.4			
02	Kendal Manuel	13-13	475	36.5	71-178	.39	22-77	.28	17-20	.85	4	39	43	3.3	28	0	19	20	1	9	181	13.9			
03	Josh Vazquez	13-6	342	26.3	26-70	.37	17-45	.37	7-10	.70	4	26	30	2.3	28	1	22	22	0	17	76	5.8			
04	Sayeed Pridgett	13-13	478	36.8	104-206	.50	6-21	.28	34-53	.64	16	71	87	6.7	43	2	50	52	7	15	248	19.1			
10	Eddy Egun	13-0	128	9.8	10-30	.33	8-16	.50	2-7	.28	2	30	32	2.5	19	0	6	13	2	3	30	2.3			
22	Yagizhan Selcuk	2-0	28	14.0	6-14	.42	0-0	.00	2-5	.40	3	3	6	3.0	4	0	1	0	0	0	14	7.0			
23	Mack Anderson	13-4	172	13.2	14-31	.45	0-0	.00	9-18	.50	9	12	21	1.6	39	1	5	8	11	2	37	2.8			
33	Jared Samuelson	10-7	159	15.9	24-50	.48	5-13	.38	3-4	.75	4	23	27	2.7	14	0	1	7	0	2	56	5.6			
35	Derrick Carter-Holl	13-7	312	24.0	37-68	.54	4-11	.36	17-25	.68	15	46	61	4.7	41	4	5	17	6	6	95	7.3			
Team											19	19	38												3
Total.....		13	2675		334-755	.44	72-220	.32	121-183	.66	85	313	398	30.6	289	12	145	174	30	73	861	66.2			
Opponents.....		13	2675		321-691	.46	81-218	.37	263-357	.73	105	361	466	35.8	214	-	146	173	39	93	986	75.8			



MONTANA BASKETBALL



2019-20 GAME-BY-GAME STATISTICS

Opponent	Date	Score	W/L	FG-A	Pct.	3FG-A	Pct.	FT-A	Pct.	Off	Def	Tot	Avg	PF	A	TO	Blk	Stl	Pts	Avg
											-----REBOUNDS-----									
											-----FTS-----									
											---3-PTRS---									
											-----TOTAL-----									
at Stanford	11/6/19	62-73	L	23-52	.442	7-20	.350	9-14	.643	5	26	31	31.0	13	9	17	4	6	62	62.0
MSU NORTHERN	11/10/19	64-50	W	27-60	.450	2-14	.143	8-10	.800	8	23	31	31.0	8	11	9	5	7	64	63.0
at Arkansas	11/16/19	46-64	L	18-56	.321	2-16	.125	8-14	.571	15	24	39	33.7	22	10	23	5	5	46	57.3
MONTANA TECH	11/18/19	72-74	L	25-48	.521	4-11	.364	18-23	.783	7	28	35	34.0	22	10	18	2	6	72	61.0
at Washington	11/22/19	56-73	L	19-57	.333	9-22	.409	9-13	.692	9	18	27	32.4	33	13	20	0	7	56	60.0
TEXAS SOUTHERN	11/25/19	74-62	W	28-54	.519	3-11	.273	15-20	.750	5	30	35	32.8	16	10	14	4	6	74	62.3
COPPIN STATE	11/29/19	69-62	W	29-65	.446	8-25	.320	3-7	.429	9	32	41	34.0	14	18	13	5	6	69	63.3
at New Mexico	12/1/19	63-72	L	26-60	.433	7-22	.318	4-7	.571	4	27	31	33.8	29	12	6	5	5	63	63.2
NORTH DAKOTA	12/6/19	77-70	W	27-55	.491	2-5	.400	21-27	.778	7	24	31	33.4	18	9	10	6	8	77	64.8
at Oregon	12/18/19	48-81	L	19-52	.365	4-17	.235	6-11	.545	3	21	24	32.5	17	9	20	2	6	48	63.1
at Omaha	12/21/19	82-87	L (OT)	29-71	.408	5-16	.313	19-29	.655	11	23	34	32.6	28	11	7	2	8	82	64.8
NORTHERN ARIZONA	12/28/19	79-72	W	30-60	.500	3-9	.333	16-23	.696	14	23	37	33.0	21	12	13	0	4	79	66.0
SACRAMENTO STATE	12/30/19	52-50	W	20-59	.339	5-18	.278	7-9	.778	9	25	34	33.1	14	9	9	5	10	52	64.9
at Southern Utah	1/2/20	60-58	W	24-58	.414	6-13	.462	6-8	.750	5	23	28	32.7	18	13	9	6	5	60	64.6
at Northern Colorado	1/4/20	66-74	L	28-62	.452	6-19	.316	4-6	.667	7	25	32	32.7	16	5	9	0	7	66	64.7
at Eastern Washington	1/9/20	90-63	W	32-59	.542	6-12	.500	20-23	.870	8	29	37	32.9	25	21	13	7	6	90	66.2
PORTLAND STATE	1/13/20	85-70	W	32-53	.604	9-20	.450	12-16	.750	4	22	26	32.5	17	20	12	6	3	85	67.4
IDAHO	1/18/20	67-63	W	25-58	.431	7-20	.350	10-15	.667	7	28	35	33.5	18	13	13	4	10	67	71.7
at Idaho State	1/23/20	77-74	W	28-58	.483	5-16	.313	16-19	.842	6	22	28	32.4	26	10	12	5	5	77	67.8
at Weber State	1/25/20	85-87	L (OT)	35-70	.500	8-16	.500	7-11	.636	5	25	30	32.3	22	13	5	3	5	85	68.7
at Portland State	1/30/20	81-88	L	32-57	.561	6-17	.353	11-16	.688	6	23	29	32.1	22	14	14	3	6	81	69.3
MONTANA STATE	2/1/20	78-64	W	27-54	.500	11-19	.579	13-16	.813	7	27	34	32.2	27	16	10	3	3	78	69.7
EASTERN WASHINGTON	2/6/20	92-82	W	31-60	.517	9-15	.600	21-25	.840	8	23	31	32.2	29	18	10	0	6	92	70.7
at Idaho	2/8/20	82-71	W	32-56	.571	3-11	.273	15-18	.833	6	23	29	32.0	17	10	9	2	8	82	71.1
WEBER STATE	2/13/20	72-37	W	29-54	.537	6-15	.400	8-9	.889	2	25	27	31.8	16	11	6	3	10	72	71.2
IDAHO STATE	2/15/20	78-63	W	33-59	.559	6-16	.375	6-6	1.000	3	28	31	31.8	17	16	11	5	7	78	71.4
at Montana State	2/22/20	59-54	W	24-50	.480	4-13	.308	7-15	.467	9	24	33	31.9	20	8	15	3	9	59	71.0
at Northern Arizona	2/27/20	56-57	L	25-45	.556	6-14	.429	0-2	.000	1	21	22	31.5	17	16	14	2	3	56	70.4
at Sacramento State	2/29/20	79-71	W	29-50	.580	7-14	.500	14-20	.700	2	22	24	31.2	18	17	8	2	9	79	70.7
NORTHERN COLORADO	3/5/20	64-71	L	28-60	.467	1-12	.083	7-11	.636	7	23	30	31.2	18	9	10	1	6	64	70.5
SOUTHERN UTAH	3/7/20	80-85	L (OT)	27-65	.415	7-18	.389	19-26	.731	5	29	34	31.3	30	14	11	1	3	80	70.8
MONTANA		2195		841-1777	.473	174-486	.358	339-469	.723	204	766	970	31.3	628	387	370	101	195	2195	70.8
OPPONENTS		2122		713-1641	.434	175-518	.338	521-727	.717	257	792	1049	33.8	517	321	445	86	184	2122	68.5



MONTANA BASKETBALL



2019-20 GAME-BY-GAME COMPARISONS

Opponent	1st	2nd	Score	Total FG	FG Pct.	3-Pointers	3FG Pct.	Free Throws	FT Pct.	RBs	Assists	TOs	Blocks	Steals	Fouls
at Stanford	28/30	34/43	62-73	23-52/27-54	.442/.500	7-20/7-17	.350/.412	9-14/12-13	.643/.923	31/27	9/13	17/10	4/5	6/13	13/12
MSU NORTHERN	30/32	34/18	64-50	27-60/20-53	.450/.377	2-14/6-25	.143/.240	8-10/4-4	.800/1.000	31/30	11/9	9/18	5/4	7/4	8/13
at Arkansas	18/31	28/33	46-64	18-56/20-54	.321/.370	2-16/4-20	.125/.200	8-14/20-26	.571/.769	39/37	10/9	23/13	5/2	5/11	22/18
MONTANA TECH	36/36	36/38	72-74	25-48/28-60	.521/.467	4-11/10-20	.364/.500	18-23/8-16	.783/.500	35/28	10/19	18/10	2/1	6/8	22/23
at Washington	29/31	27/42	56-73	19-57/19-42	.333/.452	9-22/0-11	.409/.000	9-13/35-46	.692/.761	27/36	13/7	20/21	0/5	7/8	33/18
TEXAS SOUTHERN	33/29	41/33	74-62	28-54/24-64	.519/.375	3-11/4-15	.273/.267	15-20/10-18	.750/.556	35/37	10/14	14/17	4/2	6/8	16/19
COPPIN STATE	42/29	27/33	69-62	29-65/23-59	.446/.390	8-25/7-30	.320/.233	3-7/9-11	.429/.818	41/34	18/9	13/13	5/0	6/5	14/12
at New Mexico	26/32	37/40	63-72	26-60/22-51	.433/.431	7-22/6-13	.318/.462	4-7/22-35	.571/.629	31/43	12/15	6/9	5/5	5/3	29/15
NORTH DAKOTA	32/25	45/45	77-70	27-55/23-55	.491/.418	2-5/9-22	.400/.409	21-27/15-20	.778/.750	31/34	9/15	10/17	6/2	8/4	18/24
at Oregon	24/37	24/44	48-81	19-52/32-59	.365/.542	4-17/8-21	.235/.381	6-11/9-17	.545/.529	24/40	9/19	20/15	2/2	6/12	17/10
at Omaha	32/37	40/35	82-87	29-71/25-58	.408/.431	5-16/7-17	.313/.412	19-29/30-42	.655/.714	34/51	11/8	7/20	2/7	8/5	28/23
NORTHERN ARIZONA	28/34	51/38	79-72	30-60/25-59	.500/.424	3-9/8-19	.333/.421	16-23/14-21	.696/.667	37/33	12/13	13/15	0/1	4/8	21/19
SACRAMENTO STATE	20/27	32/23	52-50	20-59/18-50	.339/.360	5-18/5-15	.278/.333	7-9/9-15	.778/.600	34/41	9/6	9/18	5/3	10/6	14/12
at Southern Utah	26/21	34/37	60-58	24-58/20-51	.414/.392	6-13/3-13	.462/.231	6-8/15-21	.750/.714	28/35	13/4	9/15	6/8	5/3	18/14
at Northern Colo.	31/32	35/42	66-74	28-62/23-51	.452/.451	6-19/10-27	.316/.370	4-6/18-22	.667/.818	32/33	5/10	9/11	0/0	7/6	16/13
at Eastern Wash.	46/28	44/35	90-63	32-59/21-55	.542/.382	6-12/4-14	.500/.286	20-23/17-29	.870/.586	37/29	21/13	13/14	7/1	6/8	25/22
PORTLAND STATE	46/42	39/28	85-70	32-53/26-64	.604/.406	9-20/0-11	.450/.000	12-16/18-22	.750/.818	26/37	20/8	12/12	6/4	3/7	17/16
IDAHO	31/27	36/36	67-63	25-58/22-51	.431/.431	7-20/6-10	.350/.600	10-15/13-21	.667/.619	35/35	13/11	13/17	4/4	10/4	18/17
at Idaho State	41/29	36/45	77-74	28-58/23-52	.483/.442	5-16/3-7	.313/.429	16-19/25-34	.842/.735	28/34	10/12	12/12	5/5	5/3	26/17
at Weber State	43/36	29/36	85-87	35-70/27-57	.500/.474	8-16/9-18	.500/.500	7-11/24-28	.636/.857	30/39	13/6	5/11	3/3	5/1	22/11
at Portland State	30/49	51/39	81-88	32-57/29-61	.561/.475	6-17/7-17	.353/.412	11-16/23-26	.688/.885	29/33	14/14	14/13	3/2	6/11	22/19
MONTANA STATE	54/39	24/25	78-64	27-54/18-47	.500/.383	11-19/8-19	.579/.421	13-16/20-29	.813/.690	34/28	16/6	10/10	3/1	3/2	27/19
EASTERN WASH.	44/45	48/37	92-82	31-60/27-50	.517/.540	9-15/8-19	.600/.421	21-25/20-28	.840/.714	31/29	18/12	10/15	0/2	6/4	29/26
at Idaho	33/34	49/37	82-71	32-56/23-44	.571/.523	3-11/8-16	.273/.500	15-18/17-24	.833/.708	29/23	10/10	9/16	2/1	8/6	17/19
WEBER STATE	38/21	34/16	72-37	29-54/13-40	.537/.325	6-15/3-14	.400/.214	8-9/8-12	.889/.667	27/26	11/7	6/21	3/0	10/1	16/11
IDAHO STATE	45/37	33/26	78-63	33-59/22-56	.559/.393	6-16/5-17	.375/.294	6-6/14-19	1.000/.737	31/33	16/4	11/15	5/3	7/3	17/9
at Montana State	28/20	31/34	59-54	24-50/17-48	.480/.354	4-13/3-20	.308/.150	7-15/17-22	.467/.773	33/33	8/8	15/15	3/3	9/10	20/15
Northern Arizona	24/22	32/35	56-57	25-45/21-45	.556/.467	6-14/3-9	.429/.333	0-2/12-17	.000/.706	22/26	16/9	14/11	2/0	3/8	17/12
Sacramento State	36/28	43/43	79-71	29-50/27-52	.580/.519	7-14/4-14	.500/.286	14-20/13-20	.700/.650	24/32	17/14	8/12	2/3	9/5	18/19
NORTHERN COLO.	25/30	39/41	64-71	28-60/24-43	.467/.558	1-12/5-13	.083/.385	7-11/18-26	.636/.692	30/29	9/8	10/14	1/2	6/3	18/14
SOUTHERN UTAH	41/34	30/37	80-85	27-65/24-56	.415/.429	7-18/5-15	.389/.333	19-26/32-43	.731/.744	34/44	14/9	11/15	1/5	3/4	30/26



MONTANA BASKETBALL



THE GRIZZLIES' RECORD WHEN...

GAME LOCATION

At Dahlberg Arena	12-3
On the Road	6-10
Neutral Site	0-0

TOP-25 OPPONENT (AP POLL)

At Dahlberg Arena	0-0
On the Road	0-2
Neutral Site	0-0

ON TV

At Dahlberg Arena	6-2
On the Road	3-9
Neutral Site	0-0

OVERTIME

At Dahlberg Arena	0-1
On the Road	0-2
Neutral Site	0-0

HALFTIME SCORE

Leading at the Half	12-3
Trailing at the Half	6-9
Tied at the Half	0-1

FINAL MARGIN

1-4	4-3
5-9	5-6
10+	9-4

GRIZ SCORING

<50	0-2
50-59	2-2
60-69	4-4
70-79	8-1
80-89	2-4
90+	2-0

OPPONENT SCORING

<50	1-0
50-59	4-1
60-69	6-1
70-79	6-6
80-89	1-5
90+	0-0

FIELD-GOAL PERCENTAGE

Better Field-Goal Percentage	15-6
Worse Field-Goal Percentage	3-7

UM Shoots <.400	1-3
UM Shoots .400-.449	3-4
UM Shoots .450-.499	4-2
UM Shoots .500+	10-4

Opponent Shoots <.400	10-1
Opponent Shoots .400-.449	5-4
Opponent Shoots .450-.499	0-5
Opponent Shoots .500+	3-3

3-POINT SHOOTING

Better 3-Point FG Percentage	11-3
Worse 3-Point FG Percentage	7-9
Same 3-Point FG Percentage	0-1

UM Makes 0-4	6-4
UM Makes 5-7	8-7
UM makes 8+	4-2

Opponent Makes 0-4	8-3
Opponent Makes 5-7	5-6
Opponent Makes 8+	5-4

FREE-THROW SHOOTING

Better Free-Throw Percentage	14-2
Worse Free-Throw Percentage	4-11
Same Free-Throw Percentage	0-0

UM Shoots More FTs	4-2
UM Shoots Fewer FTs	13-11
UM Shoots Same FTs	1-0

UM Makes More FTs	7-1
UM Makes Fewer FTs	10-12
UM Makes Same FTs	1-0

REBOUNDING

More Rebounds than Opponent	8-4
Fewer Rebounds than Opponent	8-8
Same Rebounds as Opponent	2-0

ASSISTS

More Assists than Opponent	12-7
Fewer Assists than Opponent	4-5
Same Assists as Opponent	2-1

TURNOVERS

Fewer Turnovers than Opponent	13-7
More Turnovers than Opponent	0-6
Same Turnovers as Opponent	5-0

UM Commits < 10	6-4
UM Commits 10-15	12-4
UM Commits 16+	0-5

Opponent Commits < 10	0-1
Opponent Commits 10-15	11-10
Opponent Commits 16+	7-2

TIME OF DAY

Day Game	0-3
Night Game	18-10

DAY OF THE WEEK

Monday	3-1
Tuesday	0-0
Wednesday	0-2
Thursday	5-3
Friday	2-1
Saturday	7-5
Sunday	1-1

MONTH

November	3-4
December	3-3
January	5-3
February	7-1
March	0-2

UNIFORMS

Gray	3-2
Maroon	3-8
White	12-3

GRIZ VS. OPPOSING CONFERENCES

Big Sky	14-6
Mid-Eastern	1-0
Mountain West	0-1
Pac-12	0-3
Southeastern	0-1
Summit	1-1
SWAC	1-0
Non-Division I	1-1

GRIZ IN THE STATE OF

Arizona	0-1
Arkansas	0-1
California	1-1
Colorado	0-1
Idaho	2-0
Montana	13-3
Nebraska	0-1
New Mexico	0-1
Oregon	0-2
Utah	1-1
Washington	1-1



MONTANA BASKETBALL



2019-20 STATISTICS - GAME-BY-GAME LEADERS

DATE	OPPONENT	MINUTES	POINTS	REBOUNDS	ASSISTS	BLOCKS	STEALS
11/6	at Stanford	Pridgett (39)	Pridgett (17)	Pridgett (10)	Pridgett (6)	Pridgett (2)	Pridgett (3)
11/10	MSU NORTHERN	Pridgett (37)	Pridgett (30)	Anderson (6)	Pridgett (4)	Carter-Hollinger (1) Egun (1) Falls (1) Manuel (1) Owens (1) Anderson (2)	Pridgett (2)
11/16	at Arkansas	Pridgett (38)	Pridgett (13)	Anderson (7) Pridgett (7) Pridgett (9)	Falls (3)	Anderson (2)	Vazquez (2)
11/18	MONTANA TECH	Manuel (39) Pridgett (39)	Manuel (25)	Pridgett (9)	Pridgett (6)	Anderson (1) Pridgett (1)	Falls (3)
11/22	at #25 Washington	Manuel (38)	Manuel (15)	Carter-Hollinger (6) Egun (6)	Falls (4)	--	Falls (2) Pridgett (2)
11/25	TEXAS SOUTHERN	Pridgett (39)	Pridgett (19)	Pridgett (7)	Pridgett (4)	Pridgett (2)	Pridgett (3)
11/29	COPPIN STATE	Pridgett (38)	Pridgett (19)	Pridgett (12)	Manuel (6)	Falls (2)	Pridgett (3)
12/1	at New Mexico	Pridgett (38)	Pridgett (25)	Pridgett (10)	Pridgett (5)	Anderson (1) Carter-Hollinger (1) Egun (1) Owens (1) Pridgett (1)	Pridgett (3)
12/6	NORTH DAKOTA	Pridgett (38)	Manuel (20) Pridgett (20)	Pridgett (6)	Falls (3)	Anderson (2) Pridgett (2)	Pridgett (3)
12/18	at #8 Oregon	Manuel (34) Pridgett (34)	Manuel (15)	Pridgett (8)	Pridgett (3)	Anderson (2)	Manuel (2)
12/21	at Omaha	Pridgett (43)	Pridgett (32)	Pridgett (8)	Vazquez (5)	Falls (1) Manuel (1)	Owens (3)
12/28	NORTHERN ARIZONA	Vazquez (37)	Pridgett (27)	Pridgett (10)	Vazquez (5)	--	Falls (2)
12/30	SACRAMENTO STATE	Pridgett (39)	Pridgett (14) Samuelson (14)	Pridgett (8) Samuelson (8)	Falls (4)	Samuelson (3)	Pridgett (4)
1/2	at Southern Utah	Manuel (38)	Samuelson (21)	Pridgett (8)	Falls (3) Pridgett (3) Vazquez (3)	Vazquez (2)	Falls (2)
1/4	at Northern Colorado	Manuel (39)	Manuel (30)	Manuel (6)	Falls (3)	--	Manuel (3)
1/9	at Eastern Washington	Manuel (37)	Carter-Hollinger (20)	Carter-Hollinger (14)	Pridgett (8)	Carter-Hollinger (4)	Falls (3)
1/13	PORTLAND STATE	Pridgett (37) Manuel (37)	Manuel (27)	Pridgett (8)	Pridgett (10)	Anderson (2) Carter-Hollinger (2)	Carter-Hollinger (1) Falls (1) Manuel (1)
1/18	IDAHO	Pridgett (39)	Samuelson (23)	Carter-Hollinger (7)	Vazquez (4)	Carter-Hollinger (4)	Manuel (3)
1/23	at Idaho State	Falls (38)	Manuel (21)	Samuelson (7)	Pridgett (4)	Samuelson (2)	Samuelson (2)
1/25	at Weber State	Pridgett (45)	Pridgett (33)	Pridgett (8)	Vazquez (4)	Carter-Hollinger (2)	Vazquez (4)
1/30	at Portland State	Pridgett (37)	Manuel (19)	Egun (7)	Pridgett (8)	Anderson (1) Carter-Hollinger (1) Pridgett (1)	Egun (2) Vazquez (2)
2/1	MONTANA STATE	Pridgett (39)	Pridgett (24)	Carter-Hollinger (9)	Carter-Hollinger (5) Pridgett (5)	Falls (1) Pridgett (1) Samuelson (1)	Falls (2)
2/6	EASTERN WASHINGTON	Manuel (39)	Pridgett (24)	Pridgett (8)	Falls (4) Manuel (4) Pridgett (4)	--	Pridgett (2) Vazquez (2)
2/8	at Idaho	Manuel (36)	Pridgett (19)	Pridgett (9)	Pridgett (4)	Falls (2)	Vazquez (3)
2/13	WEBER STATE	Falls (35)	Pridgett (25)	Manuel (6)	Manuel (3)	Anderson (1) Carter-Hollinger (1) Samuelson (1)	Vazquez (4)
2/15	IDAHO STATE	Pridgett (38)	Pridgett (24)	Pridgett (11)	Pridgett (9)	Anderson (3)	Pridgett (3) Vazquez (3)
2/22	at Montana State	Pridgett (40)	Manuel (19)	Pridgett (7) Samuelson (7)	Pridgett (2)	Anderson (1) Carter-Hollinger (1)	Manuel (2) Pridgett (2)
2/27	at Northern Arizona	Manuel (40)	Samuelson (19)	Pridgett (5)	Falls (5) Pridgett (5)	Vazquez (1) Anderson (1)	Carter-Hollinger (1) Pridgett (1) Vazquez (1)
2/29	at Sacramento State	Manuel (40) Pridgett (40)	Pridgett (24)	Pridgett (6)	Falls (5) Pridgett (5)	Pridgett (1)	Falls (4) Pridgett (4)
3/5	NORTHERN COLORADO	Manuel (40)	Pridgett (26)	Carter-Hollinger (8) Samuelson (8)	Falls (3)	Anderson (1)	Falls (2)
3/7	SOUTHERN UTAH	Manuel (42)	Pridgett (27)	Carter-Hollinger (8)	Pridgett (8)	Pridgett (1)	Falls (2)
TOTALS (INCLUDING TIES)		PRIDGETT (19) MANUEL (13) FALLS (2) VAZQUEZ (1)	PRIDGETT (18) MANUEL (9) SAMUELSON (4) CARTER-HOLLINGER (1)	PRIDGETT (20) CARTER-HOLLINGER (6) SAMUELSON (4) SAMUELSON (2) EGUN (2) MANUEL (2)	PRIDGETT (19) FALLS (10) VAZQUEZ (5) MANUEL (3) CARTER-HOLLINGER (1)	ANDERSON (12) CARTER-HOLLINGER (9) PRIDGETT (9) FALLS (5) SAMUELSON (4) EGUN (3) MANUEL (2) OWENS (2) VAZQUEZ (2)	PRIDGETT (13) FALLS (10) VAZQUEZ (8) MANUEL (5) CARTER-HOLLINGER (2) EGUN (1) OWENS (1) SAMUELSON (1)



MONTANA BASKETBALL



Game #1

Nov. 6, 2019
Stanford, Calif.



73 Griz 62

Montana 62 • 0-1

#	Player	F	Total			3-Ptr			Rebounds			PF	TP	A	TO	Blk	Stl	Min
			FG-FGA	FG-FGA	FT-FTA	Off	Def	Tot	Off	Def	Tot							
00	Kyle Owens	r	1-3	0-2	1-2	0	0	0	3	3	0	0	0	0	0	0	18	
23	Mack Anderson	r	0-3	0-0	0-0	0	1	1	3	0	0	0	0	0	0	0	13	
02	Kendal Manuel	g	2-8	2-5	1-2	2	3	5	1	7	0	4	0	0	0	27		
03	Josh Vazquez	g	4-11	2-7	1-2	0	5	5	1	11	1	3	0	0	0	18		
04	Sayed Pridgett	g	8-13	0-1	1-1	0	10	10	1	17	6	3	2	3	3	37		
10	Timmy Falls	g	0-2	0-1	0-0	0	3	3	0	0	2	3	0	0	0	19		
01	Eddy Egun	g	3-6	2-3	1-2	0	1	1	1	9	0	0	0	0	0	19		
35	Derrick Carter-Holli	g	5-6	1-1	4-5	3	3	6	3	15	0	1	1	1	1	28		
Team						0			0									
Totals			23-52	7-20	9-14	5	26	31	13	62	9	17	4	6	200			

FG % 1st Half: 11-25 44.0% 2nd half: 12-27 44.4% Game: 23-52 44.2%
 3FG % 1st Half: 3-10 30.0% 2nd half: 4-10 40.0% Game: 7-20 35.0%
 FT % 1st Half: 3-5 60.0% 2nd half: 6-9 66.7% Game: 9-14 64.3%

Stanford 73 • 1-0

#	Player	F	Total			3-Ptr			Rebounds			PF	TP	A	TO	Blk	Stl	Min
			FG-FGA	FG-FGA	FT-FTA	Off	Def	Tot	Off	Def	Tot							
13	Oscar Da Silva	r	7-10	1-2	6-6	0	4	4	2	21	1	3	1	3	24			
32	Lukas Kisunas	r	1-2	0-0	1-1	1	2	3	0	3	0	0	1	0	16			
01	Daejon Davis	g	1-5	0-0	0-0	0	2	2	2	2	4	1	0	5	33			
02	Bryce Willis	g	4-6	0-0	3-4	0	3	3	4	11	4	2	1	1	31			
03	Tyrell Terry	g	5-12	1-3	2-2	0	4	4	2	13	4	1	0	3	28			
04	Isaac White	g	2-4	2-4	0-0	0	1	1	0	6	0	0	0	0	12			
11	Jaiden Delaire	g	3-5	0-2	0-0	0	2	2	0	6	0	1	0	1	19			
14	Spencer Jones	g	3-7	3-6	0-0	0	3	3	1	9	0	1	1	0	23			
15	Rodney Herenton	g	0-0	0-0	0-0	0	0	0	1	0	0	0	0	2				
22	James Keefe	g	1-3	0-0	0-0	0	1	1	0	2	0	0	1	0	12			
Team						0			4									
Totals			27-54	7-17	12-13	1	26	27	12	73	13	10	5	13	200			

FG % 1st Half: 10-22 45.5% 2nd half: 17-32 53.1% Game: 27-54 50.0%
 3FG % 1st Half: 3-6 50.0% 2nd half: 4-11 36.4% Game: 7-17 41.2%
 FT % 1st Half: 7-8 87.5% 2nd half: 5-5 100.0% Game: 12-13 92.3%

Officials: Kelly Pfeifer, David Hall, Randy McCall
 Technical fouls: Montana-None. Stanford-None.
 Attendance: 2930

Score by periods	1st	2nd	Total
Montana	28	34	62
Stanford	30	43	73

	In	Off	2nd	Fast	Bench
Points	Paint	T/O	Chance	Break	
UM	16	8	4	4	24
STAN	30	21	3	10	23

Last FG - UM 2nd-00:45, STAN 2nd-03:44.
 Largest lead - UM by 6 1st-05:19, STAN by 26 2nd-07:30.
 UM led for 14:55, STAN led for 21:38. Game was tied for 03:27.

Score tied - 8 times.
 Lead changed - 7 times.

Game #3

Nov. 16, 2019
Fayetteville, Ark.



64 Griz 46

Montana 46 • 1-2

#	Player	F	Total			3-Ptr			Rebounds			PF	TP	A	TO	Blk	Stl	Min
			FG-FGA	FG-FGA	FT-FTA	Off	Def	Tot	Off	Def	Tot							
00	Kyle Owens	r	4-7	0-1	4-6	5	6	11	4	12	1	1	1	0	0	13		
23	Mack Anderson	r	4-7	0-0	1-1	3	4	7	4	9	1	3	2	0	0	25		
02	Kendal Manuel	g	5-16	2-7	0-0	0	5	5	2	12	0	1	0	1	32			
03	Josh Vazquez	g	0-7	0-4	2-2	1	1	2	3	2	2	3	0	2	21			
04	Sayed Pridgett	g	5-12	0-1	3-5	3	4	7	3	13	2	7	1	1	38			
10	Timmy Falls	g	1-4	0-2	0-2	0	2	2	4	2	3	5	1	1	31			
01	Eddy Egun	g	0-3	0-2	0-0	0	2	2	1	0	1	2	0	0	14			
35	Derrick Carter-Holli	g	3-5	0-0	2-4	2	3	5	2	8	0	1	1	0	26			
Team						5			2									
Totals			18-56	2-16	8-14	15	24	39	22	46	10	23	5	5	200			

FG % 1st Half: 8-31 25.8% 2nd half: 10-25 40.0% Game: 18-56 32.1%
 3FG % 1st Half: 0-6 0.0% 2nd half: 2-10 20.0% Game: 2-16 12.5%
 FT % 1st Half: 2-3 66.7% 2nd half: 6-11 54.5% Game: 8-14 57.1%

Arkansas 64 • 3-0

#	Player	F	Total			3-Ptr			Rebounds			PF	TP	A	TO	Blk	Stl	Min
			FG-FGA	FG-FGA	FT-FTA	Off	Def	Tot	Off	Def	Tot							
02	Adrio Bailey	r	4-7	0-1	4-6	5	6	11	4	12	1	1	1	0	31			
01	Isaiah Joe	g	2-13	2-9	3-5	0	5	5	1	9	2	0	0	0	37			
03	Desi Sills	g	2-8	0-4	1-2	1	2	3	4	5	0	3	0	2	25			
15	Mason Jones	g	5-13	1-5	8-8	3	2	5	2	19	4	2	1	4	35			
33	Jimmy Whitt Jr.	g	6-12	0-0	2-3	2	5	7	3	14	2	4	0	1	28			
00	Jeantal Cylla	g	0-0	0-0	0-0	1	1	2	0	0	0	3	0	0	19			
05	Jalen Harris	g	1-1	1-1	2-2	1	0	1	2	5	0	0	0	4	25			
Team						1			2									
Totals			20-54	4-20	20-26	14	23	37	18	64	9	13	2	11	200			

FG % 1st Half: 10-28 35.7% 2nd half: 10-26 38.5% Game: 20-54 37.0%
 3FG % 1st Half: 3-13 23.1% 2nd half: 1-7 14.3% Game: 4-20 20.0%
 FT % 1st Half: 8-11 72.7% 2nd half: 12-15 80.0% Game: 20-26 76.9%

Officials: Troy Mathis, Randy Heimerman, Vladimir Voyard-Tadal
 Technical fouls: Montana-None. Arkansas-None.
 Attendance: 13058

Score by periods	1st	2nd	Total
Montana	18	28	46
Arkansas	31	33	64

	In	Off	2nd	Fast	Bench
Points	Paint	T/O	Chance	Break	
UM	28	12	10	6	10
ARK	26	23	14	14	5

Last FG - UM 2nd-03:49, ARK 2nd-02:20.
 Largest lead - UM None, ARK by 20 2nd-01:35.
 UM led for 00:00, ARK led for 38:03. Game was tied for 01:30.

Score tied - 1 time.
 Lead changed - 0 times.

Game #2

Nov. 10, 2019
Missoula, Mont.

Griz 64



MSU Northern 50 • 2-0

#	Player	F	Total			3-Ptr			Rebounds			PF	TP	A	TO	Blk	Stl	Min
			FG-FGA	FG-FGA	FT-FTA	Off	Def	Tot	Off	Def	Tot							
02	Gio Jackson	r	0-2	0-2	0-0	0	1	1	4	0	2	3	0	0	16			
03	David Harris	r	0-5	0-2	0-0	0	1	1	1	0	1	1	0	0	16			
11	Mascio McCadney	g	6-16	2-7	0-0	1	4	5	1	14	1	1	0	1	29			
12	Adam Huse	g	4-8	1-4	0-0	1	0	1	0	9	2	2	0	0	38			
20	Jesse Keltner	g	2-3	0-1	2-2	0	5	5	3	6	0	3	0	0	18			
22	Kavon Bey	g	6-12	1-4	2-2	0	8	8	2	15	2	4	3	1	31			
24	Devin Bray	g	2-6	2-4	0-0	1	4	5	1	6	0	3	0	2	25			
30	James Fry	g	0-0	0-0	0-0	1	0	1	0	0	0	0	0	0	6			
32	TJ Reynolds	g	0-1	0-1	0-0	0	0	0	0	0	0	0	0	0	2			
50	Cedric Crutchfield	g	0-0	0-0	0-0	1	2	3	1	0	1	1	1	0	19			
Team						0			0									
Totals			20-53	6-25	4-4	5	25	30	13	50	9	18	4	4	200			

FG % 1st Half: 12-23 52.2% 2nd half: 8-30 26.7% Game: 20-53 37.7%
 3FG % 1st Half: 4-11 36.4% 2nd half: 2-14 14.3% Game: 6-25 24.0%
 FT % 1st Half: 4-4 100.0% 2nd half: 0-0 0.0% Game: 4-4 100.0%

Montana 64 • 1-1

#	Player	F	Total			3-Ptr			Rebounds			PF	TP	A	TO	Blk	Stl	Min
			FG-FGA	FG-FGA	FT-FTA	Off	Def	Tot	Off	Def	Tot							
00	Kyle Owens	r	5-8	1-3	0-0	2	3	5	3	11	1	2	1	0	30			
23	Mack Anderson	r	1-4	0-0	1-2	3	3	6	1	3	0	1	0	1	19			
02	Kendal Manuel	g	3-10	1-6	1-2	1	2	3	1	8	2	2	1	1	32			
03	Josh Vazquez	g	1-4	0-2	0-0	0	4	4	0	2	2	2	0	1	36			
04	Sayed Pridgett	g	13-20	0-1	4-4	1	4	5	2	30	4	1	0	2	37			
10	Timmy Falls	g	1-5	0-0	2-2	0	2	2	0	4	1	0	1	1	12			
01	Eddy Egun	g	0-5	0-2	0-0	0	3	3	1	0	0	1						

MONTANA BASKETBALL



Game #5

Nov. 22, 2019
Seattle, Wash.

W 73 Griz 56

Montana 56 • 1-3

#	Player	Total			Rebounds			PF	TP	A	TO	Blk	Stl	Min
		FG-FGA	3-Ptr	FT-FTA	Off	Def	Tot							
00	Kyle Owens	1-6	0-1	2-3	1	1	2	3	4	1	1	0	1	21
05	Derrick Carter-Holli	1-4	0-0	1-2	2	4	6	5	3	0	3	0	1	22
01	Timmy Falls	1-3	0-2	2-3	0	1	1	4	4	4	2	0	2	24
02	Kendal Manuel	6-17	2-8	1-1	0	2	2	15	3	1	0	0	2	38
04	Sayed Pridgett	5-10	2-3	1-2	1	2	3	5	13	0	5	0	0	28
03	Josh Vazquez	3-6	3-5	0-0	0	2	2	4	9	2	3	0	1	31
10	Eddy Egun	2-6	2-3	0-0	2	4	6	4	6	3	3	0	0	16
23	Mack Anderson	0-2	0-0	2-2	1	0	1	4	2	0	1	0	0	12
33	Jared Samuelson	0-3	0-0	0-0	0	1	1	2	0	0	0	0	0	8
Totals		19-57	9-22	9-13	9	18	27	33	56	13	20	0	7	200

FG % 1st Half: 8-26 30.8% 2nd half: 11-31 35.5% Game: 19-57 33.3% Deadball Rebounds 2.1
 3FG % 1st Half: 5-9 55.6% 2nd half: 4-13 30.8% Game: 9-22 40.9%
 FT % 1st Half: 8-11 72.7% 2nd half: 1-2 50.0% Game: 9-13 69.2%

Washington 73 • 4-1

#	Player	Total			Rebounds			PF	TP	A	TO	Blk	Stl	Min
		FG-FGA	3-Ptr	FT-FTA	Off	Def	Tot							
04	Jaden McDaniels	4-9	0-2	6-8	2	4	6	3	14	3	5	2	1	37
11	Nahziah Carter	4-8	0-1	5-7	1	6	7	5	13	0	2	0	0	30
13	Hameir Stewart	0-4	0-3	5-8	2	6	8	2	5	3	4	1	2	33
33	Isaiah Stewart	5-7	0-1	8-9	1	1	2	4	18	1	2	0	0	15
55	Quade Green	2-6	0-2	5-6	1	4	5	0	9	0	3	0	0	27
05	Jamal Bey	2-4	0-2	3-4	0	1	1	3	7	0	1	1	3	28
10	Elijah Hardy	0-0	0-0	0-0	0	0	0	0	0	0	1	0	1	10
14	Sam Timmins	2-4	0-0	3-4	1	4	5	1	7	0	3	1	1	20
15	Marcus Tsohonis	0-0	0-0	0-0	0	0	0	0	0	0	0	0	0	0+
Team					0	2	2							
Totals		19-42	0-11	35-46	8	28	36	18	73	7	21	5	8	200

FG % 1st Half: 9-23 39.1% 2nd half: 10-19 52.6% Game: 19-42 45.2% Deadball Rebounds 7.3
 3FG % 1st Half: 0-6 0.0% 2nd half: 0-5 0.0% Game: 0-11 0.0%
 FT % 1st Half: 13-18 72.2% 2nd half: 22-28 78.6% Game: 35-46 76.1%

Officials: Shawn Lehig, Larry Spaulding, Michael Greenstein
 Technical fouls: Montana-Sayed Pridgett, Washington-Jaden McDaniels.
 Attendance: 8370

Score by periods	1st	2nd	Total
Montana	29	27	56
Washington	31	42	73

Points	In	Off	2nd	Fast	Bench
UM	Paint	T/O	Chance	Break	
UM	10	23	5	11	17
UW	38	23	8	16	14

Last FG - UM 2nd-00:03, UW 2nd-00:08.
 Largest lead - UM by 1 2nd-18:01, UW by 19 2nd-00:08.
 UM led for 00:21. UW led for 37:29. Game was tied for 02:10.

Score tied - 2 times.
 Lead changed - 2 times.

Game #7

Nov. 29, 2019
Missoula, Mont.

Griz 69 CSU 62

Coppin State 62 • 3-6

#	Player	Total			Rebounds			PF	TP	A	TO	Blk	Stl	Min
		FG-FGA	3-Ptr	FT-FTA	Off	Def	Tot							
10	Koby Thomas	6-9	0-1	0-1	2	4	6	1	12	0	0	0	0	20
35	Brendan Medley-Bacon	0-2	0-0	2-2	0	7	7	1	2	3	2	0	0	25
02	Kamar McKnight	5-16	2-8	3-4	0	2	2	1	15	1	3	0	1	34
13	Dejuan Clayton	4-7	0-2	2-2	1	0	1	0	10	3	4	1	0	30
14	Andrew Robinson	3-9	2-7	2-2	0	7	7	4	10	0	0	0	0	36
00	Aaron Robinson	4-10	3-8	0-0	0	6	6	4	11	2	0	0	2	29
01	Ibn Williams	0-1	0-1	0-0	0	0	0	0	0	0	1	0	0	3
04	Nigel Marshall	0-2	0-1	0-0	1	0	1	0	0	0	1	0	0	8
05	Reggie James	1-3	0-2	0-0	0	2	2	1	2	0	2	0	1	15
Team					1	1	2							
Totals		23-59	7-30	9-11	5	29	34	12	62	9	13	0	5	200

FG % 1st Half: 12-33 36.4% 2nd half: 11-26 42.3% Game: 23-59 39.0% Deadball Rebounds 1
 3FG % 1st Half: 3-15 20.0% 2nd half: 4-15 26.7% Game: 7-30 23.3%
 FT % 1st Half: 2-2 100.0 2nd half: 7-9 77.8% Game: 9-11 81.8%

Montana 69 • 3-4

#	Player	Total			Rebounds			PF	TP	A	TO	Blk	Stl	Min
		FG-FGA	3-Ptr	FT-FTA	Off	Def	Tot							
00	Kyle Owens	1-2	0-1	0-0	1	2	3	1	2	1	1	0	0	14
05	Derrick Carter-Holli	5-7	0-0	0-1	4	6	10	2	10	2	1	1	1	28
01	Timmy Falls	6-11	2-4	0-2	0	4	4	1	14	3	5	2	0	30
02	Kendal Manuel	3-12	3-9	2-2	0	1	1	1	11	6	1	0	2	33
04	Sayed Pridgett	9-19	1-5	0-0	1	11	12	2	19	1	3	0	3	38
03	Josh Vazquez	2-9	2-6	0-0	0	1	1	0	6	3	1	1	0	29
10	Eddy Egun	2-2	0-0	1-2	1	4	5	4	5	1	1	1	0	18
23	Mack Anderson	0-0	0-0	0-0	0	0	0	0	0	0	0	0	0	1
33	Jared Samuelson	1-3	0-0	0-0	1	1	2	0	2	1	0	0	0	9
Team					1	2	3							
Totals		29-65	8-25	3-7	9	32	41	14	69	18	13	5	6	200

FG % 1st Half: 18-33 54.5% 2nd half: 11-32 34.4% Game: 29-65 44.6% Deadball Rebounds 2
 3FG % 1st Half: 5-13 38.5% 2nd half: 3-12 25.0% Game: 8-25 32.0%
 FT % 1st Half: 1-2 50.0% 2nd half: 2-5 40.0% Game: 3-7 42.9%

Officials: Justin Shamon, Toby Doolittle, Mark Cook
 Technical fouls: Coppin State-None. Montana-None.
 Attendance: 3335

Score by periods	1st	2nd	Total
Coppin State	29	33	62
Montana	42	27	69

Points	In	Off	2nd	Fast	Bench
CSU	Paint	T/O	Chance	Break	
CSU	30	13	5	4	13
UM	32	13	6	4	13

Last FG - CSU 2nd-00:19, UM 2nd-01:07.
 Largest lead - CSU by 2 1st-19:31, UM by 19 2nd-16:49.
 CSU led for 00:12. UM led for 37:36. Game was tied for 02:12.

Score tied - 1 time.
 Lead changed - 1 time.

Game #6

Nov. 25, 2019
Missoula, Mont.

Griz 74 TSU 62

Texas Southern 62 • 1-5

#	Player	Total			Rebounds			PF	TP	A	TO	Blk	Stl	Min
		FG-FGA	3-Ptr	FT-FTA	Off	Def	Tot							
00	Yahuza Rasas	5-10	1-1	2-4	3	2	5	3	13	3	1	0	0	28
24	John Walker III	5-11	0-1	2-2	2	4	6	0	12	2	3	1	2	30
15	Justin Hopkins	4-11	2-4	2-2	3	0	3	5	12	1	4	1	0	31
20	Tyrik Armstrong	4-10	0-2	2-3	0	5	5	3	10	4	2	0	3	32
32	Divonte Lumpkin	2-6	0-0	0-2	0	5	5	1	4	0	2	0	1	25
02	Ja'Mare Redus	0-0	0-0	1-1	1	2	3	2	0	0	1	0	0	8
03	Eden Ewing	0-0	0-0	0-0	0	0	0	0	0	0	0	0	0	2
04	Bryson Etienne	0-6	0-5	0-0	0	2	2	0	0	2	0	0	1	10
13	Quinton Brigham	0-2	0-1	1-2	0	0	0	0	1	1	1	0	0	4
14	Chris Baldwin	0-2	0-0	0-0	0	1	1	0	1	0	1	0	0	12
25	Jordan Andrews	2-2	1-1	0-0	0	1	1	1	5	0	2	0	0	11
42	Tetho Tshisumpa	2-4	0-0	1-2	1	1	2	2	5	0	1	0	0	7
Team					4	0	4							
Totals		24-64	4-15	10-18	14	23	37	19	62	14	17	2	8	200

FG % 1st Half: 12-32 37.5% 2nd half: 12-32 37.5% Game: 24-64 37.5% Deadball Rebounds 4
 3FG % 1st Half: 3-8 37.5% 2nd half: 1-7 14.3% Game: 4-15 26.7%
 FT % 1st Half: 2-4 50.0% 2nd half: 8-14 57.1% Game: 10-18 55.6%

Montana 74 • 2-4

#	Player	Total			Rebounds			PF	TP	A	TO	Blk	Stl	Min
		FG-FGA	3-Ptr	FT-FTA	Off	Def	Tot							
00	Kyle Owens	3-5	0-1	0-0	3	1	4	4	6	0	1	0	0	16
35	Derrick Carter-Holli	5-7	0-0	0-0	1	4	5	4	10	0	2	1	2	22
01	Timmy Falls	5-9	0-2	1-2	0	4	4	4	11	3	5	0	1	35
02	Kendal Manuel	4-8	1-2	6-6	0	6	6	6	0	15	1	2	1	37
04	Sayed Pridgett	7-14	0-1	5-8	0	7	7	2	19	4	1	2	3	38
03	Josh Vazquez	3-5	2-2	2-2	0	3	3	0	10	2	2	0	0	28
10	Eddy Egun	0-2	0-2	0-0	0	2	2	0	0	0	1	0	0	6
23	Mack Anderson	0-0	0-0	0-0	0									

MONTANA BASKETBALL



Game #9

Dec. 6, 2019
Missoula, Mont.



North Dakota 70 • 4-6

#	Player	Total			Rebounds			PF	TP	A	TO	Blk	Stl	Min
		FG-FGA	3-Ptr	FT-FTA	Off	Def	Tot							
12	Filip Rebraca	6-8	0-0	2-2	3	9	12	4	14	2	6	1	0	33
23	Kienan Walter	2-7	1-4	0-0	0	2	2	1	5	1	1	0	0	23
01	Marlon Stewart	5-13	2-4	7-10	0	4	4	2	19	8	2	0	0	36
03	Billy Brown	2-6	1-4	0-0	1	0	1	4	5	1	1	0	1	28
34	De'Sean Allen-Eikens	3-9	2-4	5-6	1	2	3	4	13	2	2	0	1	26
04	David Atelbauers	0-0	0-0	0-0	0	0	0	1	0	0	2	0	0	4
15	Brady Danielson	3-5	2-4	0-0	2	3	5	5	8	1	0	0	1	26
21	Ethan Iganugo	0-2	0-0	1-2	1	0	1	1	1	0	1	0	1	12
32	Gertautas Urbonavici	2-5	1-2	0-0	0	3	2	5	0	2	1	0	1	12
Team					1 2 3									
Totals		23-55	9-22	15-20	9	25	34	24	70	15	17	2	4	200

FG % 1st Half: 8-19 42.1% 2nd half: 15-36 41.7% Game: 23-55 41.8% Deadball Rebounds 3
 3FG % 1st Half: 4-8 50.0% 2nd half: 5-14 35.7% Game: 9-22 40.9%
 FT % 1st Half: 5-8 62.5% 2nd half: 10-12 83.3% Game: 15-20 75.0%

Montana 77 • 4-5

#	Player	Total			Rebounds			PF	TP	A	TO	Blk	Stl	Min
		FG-FGA	3-Ptr	FT-FTA	Off	Def	Tot							
00	Kyle Owens	1-3	0-0	0-0	1	1	2	2	2	0	2	0	1	15
35	Derrick Carter-Holli	3-4	0-0	0-0	2	1	3	4	6	2	0	0	0	18
01	Timmy Falls	5-8	1-1	4-8	0	4	4	3	15	3	0	0	0	35
02	Kendal Manuel	5-10	0-2	10-10	0	3	3	1	20	2	4	1	2	29
04	Sayed Pridgett	9-19	0-0	2-2	2	4	6	1	20	1	1	2	3	38
03	Josh Vazquez	1-2	1-1	0-0	0	3	3	1	3	0	2	0	0	29
10	Eddy Egun	0-3	0-1	4-4	0	1	1	2	4	0	0	0	0	8
23	Mack Anderson	0-0	0-0	1-3	1	4	5	3	1	0	1	2	0	10
32	Jared Samuelson	3-6	0-0	0-0	1	1	2	1	6	1	0	1	2	18
Team					0 2 2									
Totals		27-55	2-5	21-27	7	24	31	18	77	9	10	6	8	200

FG % 1st Half: 13-28 46.4% 2nd half: 14-27 51.9% Game: 27-55 49.1% Deadball Rebounds 2,1
 3FG % 1st Half: 1-2 50.0% 2nd half: 1-3 33.3% Game: 2-5 40.0%
 FT % 1st Half: 5-6 83.3% 2nd half: 16-21 76.2% Game: 21-27 77.8%

Officials: Dan Church, Gregg Morstein, Verne Harris
 Technical fouls: North Dakota-None. Montana-None.
 Attendance: 3698

Score by periods	1st	2nd	Total
North Dakota	25	45	70
Montana	32	45	77

Last FG - UND 2nd-00:15, UM 2nd-01:49.
 Largest lead - UND by 4 1st-10:56, UM by 10 2nd-04:20.
 UND led for 06:16. UM led for 29:58. Game was tied for 03:46.

Points	In	Off	2nd	Fast	Bench
UM	Paint	T/O	Chance	Break	
22	12	6	5	14	
40	15	7	20	14	

Score tied - 6 times.
 Lead changed - 3 times.

Game #10

Dec. 18, 2019
Eugene, Ore.



Montana 48 • 4-6

#	Player	Total			Rebounds			PF	TP	A	TO	Blk	Stl	Min
		FG-FGA	3-Ptr	FT-FTA	Off	Def	Tot							
00	Kyle Owens	0-1	0-0	0-0	1	1	2	2	0	0	3	0	0	13
35	Derrick Carter-Holli	2-5	0-0	1-2	0	1	1	2	5	1	1	0	0	20
01	Timmy Falls	2-7	1-4	0-0	0	3	3	2	5	2	3	0	0	31
02	Kendal Manuel	5-13	2-6	3-4	0	0	0	15	1	2	0	2	33	
04	Sayed Pridgett	5-13	0-2	1-1	0	8	8	4	11	3	2	0	1	33
03	Josh Vazquez	2-8	0-4	1-2	0	2	2	3	5	0	4	0	1	28
10	Eddy Egun	0-1	0-0	0-0	0	1	1	0	0	0	2	0	0	8
23	Mack Anderson	2-2	0-0	0-2	0	2	2	4	2	4	2	2	1	22
32	Jared Samuelson	1-2	1-1	0-0	0	1	1	0	3	0	0	0	1	12
Team					2 2 4									
Totals		19-52	4-17	6-11	3	21	24	17	48	9	20	2	6	200

FG % 1st Half: 10-25 40.0% 2nd half: 9-27 33.3% Game: 19-52 36.5% Deadball Rebounds 2
 3FG % 1st Half: 1-1 100.0% 2nd half: 5-10 50.0% Game: 6-11 54.5%

Oregon 81 • 9-2

#	Player	Total			Rebounds			PF	TP	A	TO	Blk	Stl	Min
		FG-FGA	3-Ptr	FT-FTA	Off	Def	Tot							
14	C.J. Walker	3-9	0-3	0-1	2	1	3	0	6	2	1	1	0	21
33	Francis Okoro	5-6	0-0	2-4	4	13	17	1	12	0	1	1	0	26
00	Payton Pritchard	5-10	2-4	2-3	0	5	5	0	14	7	4	0	3	31
05	Chris Duarte	4-9	2-5	2-2	0	2	2	1	12	2	4	0	0	25
32	Anthony Mathis	2-6	2-5	0-0	0	4	4	1	6	3	0	0	3	23
00	Will Richardson	6-8	2-3	0-0	0	3	3	1	14	4	1	0	2	26
01	N'Faly Dante	5-8	0-0	1-3	1	1	2	3	11	1	1	0	2	14
13	Chandler Lawson	2-2	0-0	1-2	1	0	1	0	5	0	0	0	1	19
22	Addison Patterson	0-1	0-1	1-2	0	2	2	3	1	0	2	0	1	15
Team					0 1 1									
Totals		32-59	8-21	9-17	8	32	40	10	81	19	15	2	12	200

FG % 1st Half: 16-31 51.6% 2nd half: 16-28 57.1% Game: 32-59 54.2% Deadball Rebounds 6,1
 3FG % 1st Half: 3-13 23.1% 2nd half: 5-8 62.5% Game: 8-21 38.1%
 FT % 1st Half: 2-3 66.7% 2nd half: 7-14 50.0% Game: 9-17 52.9%

Officials: Frank Harvey III, Keith Kimble, Mike Scyphers
 Technical fouls: Montana-None. Oregon-None.
 Attendance: 5803

Score by periods	1st	2nd	Total
Montana	24	24	48
Oregon	37	44	81

Last FG - UM 2nd-00:25, UO 2nd-00:39.
 Largest lead - UM by 1 1st-16:44, UO by 36 2nd-00:39.
 UM led for 00:54. UO led for 36:28. Game was tied for 02:38.

Points	In	Off	2nd	Fast	Bench
UM	Paint	T/O	Chance	Break	
24	12	6	5	14	
48	15	7	20	14	

Score tied - 3 times.
 Lead changed - 2 times.

Game #11

Dec. 21, 2019
Omaha, Neb.



Montana 82 • 4-7

#	Player	Total			Rebounds			PF	TP	A	TO	Blk	Stl	Min
		FG-FGA	3-Ptr	FT-FTA	Off	Def	Tot							
23	Mack Anderson	0-2	0-0	1-4	1	1	2	2	1	0	0	0	0	7
32	Jared Samuelson	0-3	0-0	0-0	0	2	2	1	0	0	0	0	0	13
01	Timmy Falls	2-6	0-0	2-2	0	3	3	4	6	1	0	1	1	29
02	Kendal Manuel	1-11	1-8	0-0	0	2	2	3	3	1	1	1	2	37
04	Sayed Pridgett	12-23	0-1	8-10	4	4	8	4	32	3	4	0	2	43
00	Kyle Owens	3-4	1-2	5-6	1	3	4	0	12	0	1	0	3	27
03	Josh Vazquez	5-6	3-3	1-2	1	3	4	5	14	5	0	0	0	33
10	Eddy Egun	0-1	0-1	0-0	0	1	1	3	0	0	1	0	0	4
22	Yaqizhan Selcuk	6-13	0-0	2-5	3	3	6	4	14	1	0	0	0	27
35	Derrick Carter-Holli	0-2	0-1	0-0	0	0	0	2	0	0	0	0	0	5
Team					1 1 2									
Totals		29-71	5-16	19-29	11	23	34	28	82	11	7	2	8	225

FG % 1st Half: 11-32 34.4% 2nd half: 15-32 46.9% OT: 3-7 42.9% Game: 29-71 40.8% Deadball Rebound 5
 3FG % 1st Half: 3-8 37.5% 2nd half: 1-4 25.0% OT: 1-4 25.0% Game: 5-16 31.3%
 FT % 1st Half: 7-10 70.0% 2nd half: 9-15 60.0% OT: 3-4 75.0% Game: 19-29 65.5%

Omaha 87 • 7-8

#	Player	Total			Rebounds			PF	TP	A	TO	Blk	Stl	Min
		FG-FGA	3-Ptr	FT-FTA	Off	Def	Tot							
13	Wanjiang Tut	2-4	0-0	1-2	1	7	8	2	5	0	6	2	0	16
40	Matt Pile	4-7	0-0	5-9	6	10	16	5	13	2	4	4	0	37
00	JT Gibson	5-11	2-5	10-15	1	1	2	3	22	2	3	0	0	40
04	Zach Thornhill	3-9	2-3	8-8	2	7	9	3	16	0	2	0	2	39
10	Ayo Akinwale	1-3	0-1	0-0	0	2	2	3	2	1	0	1	0	19
02	Darius Hughes	0-3	0-1	0-0	0	1	1	1	0	0	0	0	0	8
03	Kyle Luedtke	0-0	0-0	0-0	0	0	0	1	0	0	0	0	0	2
05	KJ Robinson	8-15	3-6	5-6	0	4	4	1	24	3	3	0	2	38
23	Marlon Ruffin	2-6	0-1	1-2	0	3	3	4	5	0	0	1	1	26
Team					5 1 6									
Totals		2												

MONTANA BASKETBALL



Game #17
Jan. 13, 2020
Missoula, Mont.

Griz 85 **70**

Portland State 70 • 8-10, 2-4 BSC

#	Player	Total			3-Ptr			Rebounds			PF	TP	A	TO	Blk	Stl	Min
		FG	FGA	FT	FTA	Off	Def	Tot									
02	Markus Golder	f	3-8	0-1	0-0	2	0	2	3	6	0	0	1	0	0	17	
03	Rashaad Goolsby	f	3-6	0-0	7-8	4	7	11	3	13	0	0	2	1	31		
22	Alonzo Walker	f	6-13	0-0	0-0	3	1	4	2	12	1	5	1	1	32		
11	Holland Woods	g	5-13	0-3	8-9	1	1	2	3	18	3	4	0	3	36		
15	Ian Burke	g	0-5	0-4	0-0	0	2	2	1	0	1	1	0	0	22		
05	Kyle Greeley	g	2-5	0-1	2-3	0	1	1	0	6	0	1	0	0	17		
12	Trey Wood	g	1-1	0-0	0-0	0	0	0	0	0	2	0	0	0	6		
14	Lamar Hamrick	g	5-11	0-2	1-2	1	3	4	2	11	2	1	0	2	25		
21	Daniel Giannosa	g	0-0	0-0	0-0	0	2	2	0	0	0	0	0	0	3		
30	Chris Whitaker	g	1-2	0-0	0-0	0	0	0	2	2	1	0	0	0	11		
	Team					7	2	9									
	Totals		26-64	0-11	18-22	18	19	37	16	70	8	12	4	7	200		

FG % 1st Half: 17-37 45.9% 2nd half: 9-27 33.3% Game: 26-64 40.6%
 3FG % 1st Half: 0-6 0.0% 2nd half: 0-5 0.0% Game: 0-11 0.0%
 FT % 1st Half: 8-10 80.0% 2nd half: 10-12 83.3% Game: 18-22 81.8%

Montana 85 • 9-8, 5-1 BSC

#	Player	Total			3-Ptr			Rebounds			PF	TP	A	TO	Blk	Stl	Min
		FG	FGA	FT	FTA	Off	Def	Tot									
33	Jared Samuelson	f	2-2	0-0	0-0	0	0	0	1	4	0	1	0	0	9		
01	Timmy Falls	g	3-9	1-5	0-0	0	1	1	4	7	5	2	0	1	34		
02	Kendal Manuel	g	7-11	5-7	8-9	1	2	3	1	27	1	2	0	1	37		
03	Josh Vazquez	g	0-2	0-1	0-0	0	0	0	0	0	0	1	1	0	12		
04	Sayed Pridgett	g	7-12	1-1	2-2	0	8	8	2	17	10	1	1	0	37		
00	Kyle Owens	g	2-4	1-3	2-2	1	1	2	1	7	1	0	0	0	10		
10	Eddy Egun	g	0-1	0-1	0-0	0	0	0	2	0	0	1	0	0	4		
22	Yagizhan Selcuk	g	0-0	0-0	0-0	0	0	0	0	0	0	0	0	0	2		
23	Mack Anderson	g	5-5	0-0	0-2	0	2	2	3	10	1	3	2	0	21		
35	Derrick Carter-Holli	g	6-7	1-2	0-1	1	3	4	3	13	2	1	2	1	34		
	Team					1	5	6									
	Totals		32-53	9-20	12-16	4	22	26	17	85	20	12	6	3	200		

FG % 1st Half: 17-28 60.7% 2nd half: 15-25 60.0% Game: 32-53 60.4%
 3FG % 1st Half: 4-9 44.4% 2nd half: 5-11 45.5% Game: 9-20 45.0%
 FT % 1st Half: 8-8 100.0% 2nd half: 4-8 50.0% Game: 12-16 75.0%

Officials: Michael Greens, Mike Reed, David Hall
 Technical fouls: Portland State-Lamar Hamrick, Montana-None.
 Attendance: 3252

Score by periods	1st	2nd	Total
Portland State	42	28	70
Montana	46	39	85

Points	In	Off	2nd	Fast	Bench
PSU	Paint	T/O	Chance	Break	
UM	50	11	17	13	21
UM	40	13	9	12	32

Last FG - PSU 00:48, UM 00:30.
 Largest lead - PSU by 6 1st-17:59, UM by 19 2nd-02:50.
 PSU led for 07:03. UM led for 37:12. Game was tied for 00:45.

Score tied - 3 times.
 Lead changed - 3 times.

Game #18
Jan. 18, 2020
Missoula, Mont.

Griz 67 **Vandals 63**

Idaho 63 • 5-12, 1-5 BSC

#	Player	Total			3-Ptr			Rebounds			PF	TP	A	TO	Blk	Stl	Min
		FG	FGA	FT	FTA	Off	Def	Tot									
12	Chance Garvin	f	1-3	1-1	1-2	0	2	2	3	4	3	0	2	1	24		
34	Scott Blakney	f	6-10	0-0	0-1	1	4	5	2	12	1	4	1	1	24		
02	Damen Thacker	g	2-4	2-3	0-0	0	1	1	1	6	2	2	0	1	22		
05	Quinton Forrest	g	2-4	0-0	1-2	0	4	4	3	5	1	2	0	0	22		
25	Trevon Allen	g	6-15	2-5	9-11	0	6	6	3	23	1	4	0	1	31		
01	Ja'Vary Christmas	g	0-2	0-0	0-0	0	0	0	0	0	0	0	0	0	10		
04	Keyshaad Dixon	g	1-2	1-1	0-0	0	2	2	1	3	2	2	0	0	16		
15	Marquell Fraser	g	1-3	0-0	1-3	0	3	3	0	3	1	1	0	0	17		
23	Babacar Thiombane	g	2-4	0-0	1-2	2	1	3	3	5	0	1	0	0	22		
41	Jack Wilson	g	1-4	0-0	0-0	1	3	4	1	2	0	1	1	0	12		
	Team					2	3	5									
	Totals		22-51	6-10	13-21	6	29	35	17	63	11	17	4	4	200		

FG % 1st Half: 9-24 37.5% 2nd half: 13-27 48.1% Game: 22-51 43.1%
 3FG % 1st Half: 2-4 50.0% 2nd half: 4-6 66.7% Game: 6-10 60.0%
 FT % 1st Half: 7-9 77.8% 2nd half: 6-12 50.0% Game: 13-21 61.9%

Montana 67 • 10-8, 6-1 BSC

#	Player	Total			3-Ptr			Rebounds			PF	TP	A	TO	Blk	Stl	Min
		FG	FGA	FT	FTA	Off	Def	Tot									
33	Jared Samuelson	f	9-15	5-9	0-0	0	3	3	3	23	1	2	0	1	32		
01	Timmy Falls	g	0-2	0-1	0-0	0	2	2	3	0	2	0	0	2	22		
02	Kendal Manuel	g	4-13	2-5	2-2	1	2	3	1	12	2	0	0	3	35		
03	Josh Vazquez	g	2-6	0-2	0-0	0	6	6	1	4	4	2	0	2	27		
04	Sayed Pridgett	g	6-14	0-1	5-9	2	4	6	3	17	2	5	0	2	39		
00	Kyle Owens	g	0-1	0-1	3-4	0	2	2	1	3	0	0	0	0	9		
10	Eddy Egun	g	0-0	0-0	0-0	0	0	0	0	0	0	0	0	0	2		
23	Mack Anderson	g	1-2	0-0	0-0	1	1	2	1	2	0	1	0	0	8		
35	Derrick Carter-Holli	g	3-5	0-1	0-0	2	5	7	5	6	2	2	4	0	26		
	Team					1	3	4									
	Totals		25-58	7-20	10-15	7	28	35	18	67	13	13	4	10	200		

FG % 1st Half: 12-32 37.5% 2nd half: 13-26 50.0% Game: 25-58 43.1%
 3FG % 1st Half: 4-11 36.4% 2nd half: 3-9 33.3% Game: 7-20 35.0%
 FT % 1st Half: 3-4 75.0% 2nd half: 7-11 63.6% Game: 10-15 66.7%

Officials: Dan Church, Matthew Rukasin, Doug Sturdivan
 Technical fouls: Idaho-None, Montana-None.
 Attendance: 4279

Score by periods	1st	2nd	Total
Idaho	27	36	63
Montana	31	36	67

Points	In	Off	2nd	Fast	Bench
UI	Paint	T/O	Chance	Break	
UM	26	14	12	2	13
UM	26	11	7	10	11

Last FG - UI 2nd-00:03, UM 2nd-00:19.
 Largest lead - UI by 5 1st-17:11, UM by 9 2nd-07:25.
 UI led for 05:47. UM led for 29:26. Game was tied for 04:47.

Score tied - 7 times.
 Lead changed - 5 times.

Game #19
Jan. 23, 2020
Pocatello, Idaho

Griz 77 **74**

Montana 77 • 11-8, 7-1 BSC

#	Player	Total			3-Ptr			Rebounds			PF	TP	A	TO	Blk	Stl	Min
		FG	FGA	FT	FTA	Off	Def	Tot									
33	Jared Samuelson	f	6-8	1-1	3-4	2	5	7	4	16	0	1	2	2	24		
01	Timmy Falls	g	4-9	2-3	0-0	0	0	0	5	10	2	4	0	1	38		
02	Kendal Manuel	g	6-13	2-6	7-7	0	4	4	0	21	2	0	0	1	37		
03	Josh Vazquez	g	0-2	0-1	2-2	0	5	5	3	2	2	1	1	1	29		
04	Sayed Pridgett	g	5-13	0-3	3-5	3	3	6	4	13	4	4	0	0	29		
00	Kyle Owens	g	0-3	0-1	0-0	0	2	2	1	0	0	0	0	0	15		
10	Eddy Egun	g	0-0	0-0	0-0	0	1	1	0	0	0	0	0	0	2		
22	Yagizhan Selcuk	g	3-4	0-0	0-0	0	0	0	0	6	0	0	0	0	3		
23	Mack Anderson	g	2-3	0-1	1-1	0	0	0	5	5	0	1	1	0	11		
35	Derrick Carter-Holli	g	2-3	0-0	0-0	1	1	2	3	4	0	1	1	0	12		
	Team					0	1	1									
	Totals		28-58	5-16	16-19	6	22	28	26	77	10	12	5	5	200		

FG % 1st Half: 16-26 61.5% 2nd half: 12-32 37.5% Game: 28-58 48.3%
 3FG % 1st Half: 3-6 50.0% 2nd half: 2-10 20.0% Game: 5-16 31.3%
 FT % 1st Half: 6-6 100.0% 2nd half: 12-13 76.9% Game: 16-19 84.2%

Idaho State 74 • 6-11, 3-5 BSC

#	Player	Total			3-Ptr			Rebounds			PF	TP	A	TO	Blk	Stl	Min
		FG	FGA	FT	FTA</												

MONTANA BASKETBALL



Game #21
Jan. 30, 2020
Portland, Ore.

88 Griz 81

Montana 81 • 11-10, 7-3 BSC

#	Player	Total			3-Ptr			Rebounds			PF	TP	A	TO	Blk	Stl	Min
		FG	FGA	FT	FTA	Off	Def	Off	Def	Off							
33	Jared Samuelson	1	2	0	0	0	1	1	0	2	0	2	0	0	0	5	
01	Timmy Falls	6	9	2	5	0	0	1	4	14	1	1	0	1	0	32	
02	Kendal Manuel	8	14	1	5	2	2	2	4	6	4	19	3	2	0	32	
03	Josh Vazquez	0	1	0	1	0	0	0	0	0	1	0	2	0	13		
04	Sayed Pridgett	6	12	0	0	2	3	1	3	4	4	14	8	4	1	37	
00	Kyle Owens	1	4	0	1	2	4	1	2	2	4	0	0	0	0	19	
10	Eddy Egun	2	5	2	3	0	1	0	7	7	3	6	1	0	0	15	
23	Mack Anderson	2	3	0	0	1	2	1	0	1	1	5	0	1	0	12	
35	Derrick Carter-Holli	6	7	1	2	4	4	1	4	5	3	17	0	2	1	35	
	Team																
	Totals	32	57	6	17	11	16	6	23	29	22	81	14	14	3	6	200

FG % 1st Half: 12-25 48.0% 2nd half: 20-32 62.5% Game: 32-57 56.1% Deadball Rebounds 2
 3FG % 1st Half: 2-7 28.6% 2nd half: 4-10 40.0% Game: 6-17 35.3%
 FT % 1st Half: 4-7 57.1% 2nd half: 7-9 77.8% Game: 11-16 68.8%

Portland State 88 • 11-12, 5-6, BSC

#	Player	Total			3-Ptr			Rebounds			PF	TP	A	TO	Blk	Stl	Min
		FG	FGA	FT	FTA	Off	Def	Off	Def	Off							
00	Sal Nuhu	5	10	0	1	0	1	4	5	1	10	3	1	0	1	35	
02	Marius Golder	3	8	1	3	0	0	1	1	3	7	1	1	1	2	22	
22	Hazle, Grant	2	2	0	0	0	2	3	5	4	1	2	0	0	0	18	
11	Stevens, Lamar	7	19	4	7	2	21	1	2	3	1	39	5	4	0	36	
15	Ian Burce	2	5	1	4	0	1	3	4	2	5	2	0	0	0	24	
03	Pierke, Satchel	4	6	0	0	1	2	0	2	3	9	1	0	1	2	24	
05	Wheeler, Jamari	3	5	0	1	1	3	2	3	3	7	0	0	0	0	19	
14	Lamar Hamrick	2	3	1	1	0	0	0	0	1	5	0	2	0	0	9	
30	Chris Whitaker	1	3	0	0	0	1	3	4	1	2	1	1	0	1	13	
	Team																
	Totals	29	61	7	17	23	26	11	22	33	19	88	14	13	2	11	200

FG % 1st Half: 19-34 55.9% 2nd half: 10-27 37.0% Game: 29-61 47.5% Deadball Rebounds 1
 3FG % 1st Half: 5-10 50.0% 2nd half: 4-7 57.1% Game: 7-17 41.2%
 FT % 1st Half: 6-7 85.7% 2nd half: 17-19 89.5% Game: 23-26 88.5%

Officials: Scott Brown, Jimmy Casas, Rob Kueneman
 Technical fouls: Montana-None. Portland State-None.
 Attendance: 1704

Score by periods	1st	2nd	Total
Montana	30	51	81
Portland State	49	39	88

Points	In	Off	2nd	Fast	Bench
UM	Paint	T/O	Chance	Break	
UM	36	9	8	9	32
PSU	34	28	16	9	23

Last FG - UM 2nd-00:12, PSU 2nd-04:05.
 Largest lead - UM None, PSU by 22 2nd-15:15.
 UM led for 00:00. PSU led for 39:34. Game was tied for 00:26.

Score tied - 0 times.
 Lead changed - 0 times.

Game #22
Feb. 1, 2020
Missoula, Mont.

78 Griz 64

Montana State 64 • 11-10, 5-5 BSC

#	Player	Total			3-Ptr			Rebounds			PF	TP	A	TO	Blk	Stl	Min
		FG	FGA	FT	FTA	Off	Def	Off	Def	Off							
11	Ladan Ricketts	0	2	0	1	2	0	0	0	0	0	2	0	0	0	0	28
13	Jubrilé Belo	0	4	0	0	0	0	2	1	3	4	0	0	3	0	0	13
31	Devin Kirby	0	0	0	0	1	0	3	3	4	0	1	2	0	0	26	
04	Amin Adamu	3	12	0	1	3	4	0	4	4	4	9	3	2	0	27	
00	Harald Frey	9	17	7	14	12	15	0	6	6	4	37	1	2	0	39	
05	Zeke Quinlan	0	0	0	0	2	1	1	1	1	0	0	1	0	0	3	
03	Finn Fleute	0	0	0	0	1	2	0	0	0	1	1	0	0	0	7	
15	Mychal Paulo	2	4	1	2	2	0	3	0	3	0	7	1	0	0	26	
23	Borja Fernandez	4	8	0	1	0	1	3	4	1	8	0	0	1	0	31	
24	Zach Hobbs	0	0	0	0	0	0	0	0	0	0	0	0	0	0	0+	
	Team																
	Totals	18	47	8	19	20	29	7	21	28	19	64	6	10	1	2	200

FG % 1st Half: 9-21 42.9% 2nd half: 9-26 34.6% Game: 18-47 38.3% Deadball Rebounds 4
 3FG % 1st Half: 5-10 50.0% 2nd half: 3-9 33.3% Game: 8-19 42.1%
 FT % 1st Half: 16-21 76.2% 2nd half: 4-8 50.0% Game: 20-29 69.0%

Montana 78 • 12-10, 8-3 BSC

#	Player	Total			3-Ptr			Rebounds			PF	TP	A	TO	Blk	Stl	Min
		FG	FGA	FT	FTA	Off	Def	Off	Def	Off							
33	Jared Samuelson	1	1	1	1	0	0	1	2	4	3	0	1	1	0	4	
35	Derrick Carter-Holli	3	4	1	1	0	0	1	8	9	3	7	5	1	0	32	
01	Timmy Falls	5	11	0	3	0	0	2	2	3	10	4	2	1	2	30	
02	Kendal Manuel	4	10	4	6	0	0	3	3	2	12	1	2	0	0	36	
04	Sayed Pridgett	8	17	2	6	1	4	5	3	24	5	2	1	1	1	39	
00	Kyle Owens	4	6	1	2	5	8	2	4	6	4	14	0	0	0	25	
03	Josh Vazquez	2	4	2	3	0	0	2	2	4	6	1	0	0	0	14	
10	Eddy Egun	0	1	0	1	0	0	1	0	1	2	0	0	0	0	5	
22	Yagizhan Selcuk	0	0	0	0	0	0	0	0	0	0	0	0	0	0	1	
23	Mack Anderson	0	0	0	2	2	2	2	2	2	2	2	0	2	0	13	
32	Peter Jones	0	0	0	0	0	0	0	0	0	0	0	0	0	0	1	
	Team																
	Totals	27	54	11	19	13	16	7	27	34	27	78	16	10	3	3	200

FG % 1st Half: 19-30 63.3% 2nd half: 8-24 33.3% Game: 27-54 50.0% Deadball Rebounds 2
 3FG % 1st Half: 10-14 71.4% 2nd half: 1-5 20.0% Game: 11-19 57.9%
 FT % 1st Half: 6-8 75.0% 2nd half: 7-8 87.5% Game: 13-16 81.3%

Officials: Charles Robinson, Corban Lopez, Chad Shephard
 Technical fouls: Montana State-None. Montana-None.
 Attendance: 7040

Score by periods	1st	2nd	Total
Montana State	39	25	64
Montana	54	24	78

Points	In	Off	2nd	Fast	Bench
MSU	Paint	T/O	Chance	Break	
MSU	12	8	2	2	16
UM	20	13	8	2	22

Last FG - MSU 2nd-01:59, UM 2nd-01:39.
 Largest lead - MSU by 1 1st-12:49, UM by 16 1st-04:06.
 MSU led for 00:14. UM led for 38:46. Game was tied for 01:00.

Score tied - 2 times.
 Lead changed - 2 times.

Game #23
Feb. 6, 2020
Missoula, Mont.

92 Griz 82

Eastern Washington 82 • 15-7, 8-3 BSC

#	Player	Total			3-Ptr			Rebounds			PF	TP	A	TO	Blk	Stl	Min
		FG	FGA	FT	FTA	Off	Def	Off	Def	Off							
14	PEATLING, Mason	6	8	1	1	7	10	2	5	7	4	20	5	6	0	36	
10	DAVISON, Jacob	13	22	3	4	5	8	2	5	7	3	34	4	4	0	40	
11	PERRY, Jack	1	2	1	2	3	0	4	2	6	3	0	0	0	0	33	
24	Kim Aiken Jr.	2	7	1	5	2	4	1	8	9	5	7	0	1	1	35	
05	Ellis Magnuson	2	4	0	2	0	0	0	2	4	0	2	0	0	0	14	
05	POLANCO, Richard	3	6	2	5	3	3	0	1	4	11	0	0	0	1	32	
15	GRICIANAS, Benas	0	0	0	0	0	0	0	0	0	0	0	0	0	0	3	
25	Michael Meadows	0	0	0	0	0	0	0	0	0	1	0	0	0	0	0+	
33	Jacob Groves	0	1	0	0	0	0	0	0	0	1	0	0	0	0	3	
35	Tanner Groves	0	0	0	0	0	0	0	0	0	4	0	0	2	0	4	
	Team																
	Totals	27	50	8	19	20	28	5	24	29	26	82	12	15	2	4	200

FG % 1st Half: 16-24 66.7% 2nd half: 11-26 42.3% Game: 27-50 54.0% Deadball Rebounds 3
 3FG % 1st Half: 3-6 50.0% 2nd half: 5-13 38.5% Game: 8-19 42.1%
 FT % 1st Half: 10-13 76.9% 2nd half: 10-15 66.7% Game: 20-28 71.4%

Montana 92 • 13-10, 9-3 BSC

#	Player	Total			3-Ptr			Rebounds			PF	TP	A	TO	Blk	Stl	Min
		FG	FGA	FT	FTA	Off	Def	Off	Def	Off							
33																	

MONTANA BASKETBALL



Game #25
Feb. 13, 2020
Missoula, Mont.

Griz 72 **37**

Weber State 37 • 10-15, 6-8 BSC

#	Player	Total			3-Ptr			Rebounds			PF	TP	A	TO	Blk	Stl	Min
		FG	FGA	FT	FTA	Off	Def	Total									
11	Michal Kozak	2	8	1	3	1	2	0	4	4	3	6	0	1	0	0	37
33	Tim Fuller	4	6	0	0	0	0	1	1	2	1	8	0	2	0	0	25
05	KJ Cunningham	2	5	1	2	1	2	0	5	5	0	6	3	3	0	1	33
04	Kham Davis	0	4	0	2	0	0	0	1	1	4	0	1	4	0	0	14
05	Cody John	2	8	1	3	0	0	0	7	7	2	5	2	5	0	0	36
12	Israel Barnes	1	3	0	2	1	1	0	2	2	0	3	0	0	0	0	24
23	Judah Jordan	0	2	0	2	0	2	0	0	2	0	0	1	3	0	0	13
24	Dima Zdor	2	4	0	0	5	7	0	2	2	1	9	0	1	0	0	18
Team						1		0		1							
Totals		13	40	3	14	8	12	2	24	26	11	37	7	21	0	1	200

FG % 1st Half: 8-19 42.1% 2nd half: 5-21 23.8% Game: 13-40 32.5%
3FG % 1st Half: 3-9 33.3% 2nd half: 0-5 0.0% Game: 3-14 21.4%
FT % 1st Half: 2-4 50.0% 2nd half: 6-8 75.0% Game: 8-12 66.7%

Montana 72 • 15-10, 11-3 BSC

#	Player	Total			3-Ptr			Rebounds			PF	TP	A	TO	Blk	Stl	Min
		FG	FGA	FT	FTA	Off	Def	Total									
33	Jared Samuelson	0	2	0	0	1	2	0	2	2	1	1	0	0	1	1	15
35	Derrick Carter-Holli	1	3	0	0	0	0	0	1	1	4	2	2	2	1	0	24
01	Timmy Falls	4	8	2	4	0	0	5	5	3	10	1	1	0	3	35	
02	Kendal Manuel	8	12	2	4	3	3	1	5	6	0	21	3	0	0	1	32
04	Sayed Pridgett	11	17	1	2	2	2	4	5	2	25	2	2	0	0	0	30
00	Kyle Owens	1	4	0	1	0	0	2	2	2	2	0	0	0	1	1	10
03	Josh Vazquez	2	5	0	3	0	0	1	1	1	4	2	0	0	4	27	
10	Eddy Egun	2	2	1	2	2	2	0	2	0	7	1	0	0	0	8	
23	Mack Anderson	0	0	0	0	0	2	2	3	0	0	0	0	1	0	16	
32	Peter Jones	0	1	0	0	0	1	1	0	0	0	0	0	0	0	3	
Team						0		0		0							
Totals		29	54	6	15	8	9	2	25	27	16	72	11	6	3	10	200

FG % 1st Half: 15-26 57.7% 2nd half: 14-28 50.0% Game: 29-54 53.7%
3FG % 1st Half: 3-5 60.0% 2nd half: 3-10 30.0% Game: 6-15 40.0%
FT % 1st Half: 5-5 100.0% 2nd half: 3-4 75.0% Game: 8-9 88.9%

Officials: Brad Fowler, Chad Shepherd, D.G. Nelson
Technical fouls: Weber State-None. Montana-None.
Attendance: 3730

Score by periods	1st	2nd	Total
Weber State	21	16	37
Montana	38	34	72

	In	Off	2nd	Fast	Bench
Points	Paint	T/O	Chance	Break	
WSU	18	2	2	2	12
UM	30	25	3	12	13

Last FG - WSU 2nd-02:07, UM 2nd-02:22.
Largest lead - WSU by 3 1st-18:53, UM by 29 3rd-03:00.
WSU led for 05:12, UM led for 33:41. Game was tied for 01:07.

Score tied - 0 times.
Lead changed - 5 times.

Game #26
Feb. 15, 2020
Missoula, Mont.

Griz 78 **63**

Idaho State 63 • 6-18, 3-12 BSC

#	Player	Total			3-Ptr			Rebounds			PF	TP	A	TO	Blk	Stl	Min
		FG	FGA	FT	FTA	Off	Def	Total									
03	DOWD, Sam	5	13	0	0	1	2	2	3	5	3	11	2	2	1	0	29
05	MAKER, Chier	4	12	1	5	2	2	3	7	10	1	11	0	2	0	1	28
01	SMELLIE, Austin	3	7	1	3	5	6	1	4	5	1	12	0	3	0	1	32
07	Tarik Cool	2	6	1	2	0	0	0	0	0	2	5	0	3	1	0	20
21	STUTZMAN, Jared	4	7	2	5	2	2	1	1	2	1	12	1	3	0	0	34
04	UDENGWU, Chidi	2	7	0	0	4	7	1	5	6	1	8	1	0	1	0	23
12	Nico Aguirre	2	4	0	2	0	0	1	1	1	0	4	0	1	0	1	21
22	WALKER, Alonzo	0	0	0	0	1	0	1	0	1	0	0	0	0	0	0	13
24	TRUMAN, Blake	0	0	0	0	0	0	0	0	0	0	0	0	0	0	0	0+
Team						1		2		3							
Totals		22	56	5	17	14	19	10	23	33	9	63	4	15	3	3	200

FG % 1st Half: 13-25 52.0% 2nd half: 9-31 29.0% Game: 22-56 39.3%
3FG % 1st Half: 3-6 50.0% 2nd half: 2-11 18.2% Game: 5-17 29.4%
FT % 1st Half: 8-11 72.7% 2nd half: 6-8 75.0% Game: 14-19 73.7%

Montana 78 • 16-10, 12-3 BSC

#	Player	Total			3-Ptr			Rebounds			PF	TP	A	TO	Blk	Stl	Min
		FG	FGA	FT	FTA	Off	Def	Total									
33	Jared Samuelson	6	7	0	0	1	2	3	2	3	1	12	0	0	1	0	21
35	Derrick Carter-Holli	0	3	0	1	0	0	1	3	4	2	0	2	1	1	0	18
01	Timmy Falls	2	4	1	2	0	0	0	0	0	1	5	2	1	0	0	16
02	Kendal Manuel	7	14	2	4	0	0	3	3	2	16	3	3	0	0	0	36
04	Sayed Pridgett	10	14	0	4	0	11	11	1	24	9	3	0	3	0	3	38
00	Kyle Owens	1	1	0	0	1	1	1	1	4	3	0	0	0	0	0	10
03	Josh Vazquez	4	9	3	8	0	0	2	2	1	11	0	1	0	3	36	
10	Eddy Egun	1	3	0	1	1	1	1	1	1	3	0	1	0	0	6	
23	Mack Anderson	2	4	0	0	0	0	3	3	4	4	0	1	3	1	19	
Team						1		2		3							
Totals		33	59	6	16	6	6	3	28	31	17	78	16	11	5	7	200

FG % 1st Half: 19-30 63.3% 2nd half: 14-29 48.3% Game: 33-59 55.9%
3FG % 1st Half: 6-11 54.5% 2nd half: 0-5 0.0% Game: 6-16 37.5%
FT % 1st Half: 1-1 100.0% 2nd half: 5-5 100.0% Game: 6-6 100.0%

Officials: Matt Mason, Toby Doolittle, Ruben Ramos
Technical fouls: Idaho State-None. Montana-None.
Attendance: 4657

Score by periods	1st	2nd	Total
Idaho State	37	26	63
Montana	45	33	78

	In	Off	2nd	Fast	Bench
Points	Paint	T/O	Chance	Break	
ISU	32	3	14	0	12
UM	38	15	2	13	21

Last FG - ISU 2nd-00:06, UM 2nd-00:22.
Largest lead - ISU None, UM by 18 2nd-07:07.
ISU led for 00:00, UM led for 37:56. Game was tied for 01:59.

Score tied - 1 time.
Lead changed - 0 times.

Game #27
Feb. 22, 2020
Bozeman, Mont.

Griz 59 **54**

Montana 59 • 17-10, 13-3 BSC

#	Player	Total			3-Ptr			Rebounds			PF	TP	A	TO	Blk	Stl	Min
		FG	FGA	FT	FTA	Off	Def	Total									
33	Jared Samuelson	4	7	0	1	2	2	5	7	4	10	0	0	0	1	22	
35	Derrick Carter-Holli	3	4	0	0	0	0	2	3	5	2	6	1	2	1	28	
01	Timmy Falls	1	4	1	3	0	0	4	4	5	3	1	1	0	1	26	
02	Kendal Manuel	8	16	3	6	0	0	2	2	1	19	1	4	0	2	39	
04	Sayed Pridgett	7	13	0	1	0	7	3	15	2	5	2	5	0	2	40	
00	Kyle Owens	0	1	0	0	0	0	0	0	0	1	0	1	0	0	14	
03	Josh Vazquez	0	2	0	1	1	1	0	2	0	2	0	2	1	0	15	
10	Eddy Egun	0	1	0	1	2	3	0	1	1	0	0	0	0	0	6	
22	Yaqizhan Selcuk	0	0	0	0	1	2	0	1	0	0	0	0	0	0	3	
23	Mack Anderson	1	2	0	0	0	0	4	2	1	0	1	0	1	0	7	
Team						1		2		5							
Totals		24	50	4	13	7	15	9	24	33	20	59	8	15	3	9	200

FG % 1st Half: 12-27 44.4% 2nd half: 12-23 52.2% Game: 24-50 48.0%
3FG % 1st Half: 2-7 28.6% 2nd half: 2-6 33.3% Game: 4-13 30.8%
FT % 1st Half: 2-7 28.6% 2nd half: 5-8 62.5% Game: 7-15 46.7%

Montana State 54 • 14-13, 8-8 BSC

#	Player	Total			3-Ptr			Rebounds			PF	TP	A	TO	Blk	Stl	Min
		FG	FGA	FT	FTA	Off	Def	Total									
11	Ladan Ricketts	1	5	1	5	0	0	6	6	1	3	0	2	1	0	37	
13	BONTON, Isaac	3	5	0	0	5	8	1	4	5	3	11	1	4	2	3	35
31	Devin Kirby	0	1	0	0	3	4	4	8	2	3	3	1	0	1	24	
04	NEUMANN, Sam	6	15	0													

MONTANA BASKETBALL



Game #29
Feb. 29, 2020
Sacramento, Calif.

Griz 79 **71**

Montana 79 • 18-11, 14-4 BSC

#	Player	Total			3-Ptr			Rebounds			PF	TP	A	TO	Blk	Stl	Min
		FG-FGA	FG-FGA	FT-FTA	FG-FGA	FG-FGA	FT-FTA	Off	Def	Tot							
33	Jared Samuelson	f	6-11	0-3	2-2	0	2	2	4	14	1	1	0	0	0	25	
05	Derrick Carter-Holli	f	1-3	0-0	0-1	0	5	5	3	2	1	0	0	0	21		
01	Timmy Falls	g	3-5	3-3	0-0	0	1	1	3	9	5	2	0	4	38		
02	Kendal Manuel	g	5-8	1-3	1-2	0	4	4	1	12	3	0	0	1	40		
04	Sayed Pridgett	g	9-15	0-2	6-8	2	4	6	0	24	5	2	1	4	40		
00	Kyle Owens	g	4-5	3-3	0-1	0	2	2	5	11	0	1	0	0	15		
03	Josh Vazquez	g	0-0	0-0	4-4	0	0	0	4	2	1	0	0	0	9		
10	Eddy Egun	g	0-0	0-0	0-0	0	0	0	0	0	0	0	0	0	0+		
23	Mack Anderson	g	1-3	0-0	1-2	0	2	2	2	3	0	1	1	0	12		
32	Peter Jones	g	0-0	0-0	0-0	0	1	1	0	0	0	0	0	0	0+		
Team						0	1	1									
Totals			29-50	7-14	14-20	2	22	24	18	79	17	8	2	9	200		

FG % 1st Half: 13-25 52.0% 2nd half: 16-25 64.0% Game: 29-50 58.0%
 3FG % 1st Half: 4-8 50.0% 2nd half: 3-6 50.0% Game: 7-14 50.0%
 FT % 1st Half: 6-7 85.7% 2nd half: 8-13 61.5% Game: 14-20 70.0%

Sacramento State 71 • 15-13, 8-11 BSC

#	Player	Total			3-Ptr			Rebounds			PF	TP	A	TO	Blk	Stl	Min
		FG-FGA	FG-FGA	FT-FTA	FG-FGA	FG-FGA	FT-FTA	Off	Def	Tot							
21	Osi Nwachukwu	f	8-12	1-1	3-4	2	4	6	4	20	1	2	0	3	34		
30	Joshua Patton	c	6-6	0-0	7-10	1	8	9	4	19	1	0	1	0	36		
02	Izayah Mauriohooho-L	g	5-11	3-5	2-2	1	3	4	1	15	1	4	0	2	38		
11	Brandon Davis	g	0-4	0-2	0-0	1	1	2	3	0	2	0	0	0	16		
23	Bryce Fowler	g	4-8	0-1	0-0	0	1	1	1	8	6	1	0	0	35		
01	Chibueze Jacobs	g	1-3	0-2	0-0	0	2	2	3	2	2	3	2	0	14		
22	Ethan Esposito	g	3-7	0-2	1-4	1	4	5	3	7	1	2	0	0	20		
25	James Bridges	g	0-1	0-1	0-0	1	0	1	0	0	0	0	0	0	7		
Team						1	1	2									
Totals			27-52	4-14	13-20	8	24	32	19	71	14	12	3	5	200		

FG % 1st Half: 12-22 54.5% 2nd half: 15-30 50.0% Game: 27-52 51.9%
 3FG % 1st Half: 1-6 16.7% 2nd half: 3-8 37.5% Game: 4-14 28.6%
 FT % 1st Half: 3-6 50.0% 2nd half: 10-14 71.4% Game: 13-20 65.0%

Officials: Layne Barney Jeff Ketchu, Doran Gorschall
 Technical fouls: Montana-None. Sacramento State-None.
 Attendance: 1172

Score by periods	1st	2nd	Total
Montana	36	43	79
Sacramento State	28	43	71

Last FG - UM 2nd-00:19, SAC 2nd-00:04.
 Largest lead - UM by 15 2nd-10:48, SAC by 8 1st-15:53.
 UM led for 29:25. SAC led for 09:51. Game was tied for 00:44.

Score tied - 1 time.
 Lead changed - 3 times.

Game #30
March 5, 2020
Missoula, Mont.

71 **64**

Northern Colorado 71 • 21-9, 14-5 BSC

#	Player	Total			3-Ptr			Rebounds			PF	TP	A	TO	Blk	Stl	Min
		FG-FGA	FG-FGA	FT-FTA	FG-FGA	FG-FGA	FT-FTA	Off	Def	Tot							
13	Bodie Hume	f	1-2	1-2	0-0	0	5	5	2	3	1	3	2	0	0	32	
15	Kur Jockuch	f	4-6	0-0	2-4	0	2	2	3	10	0	3	0	0	18		
01	Trent Harris	g	4-7	2-5	2-2	1	1	2	2	12	0	1	0	2	29		
02	Matt Johnson	g	2-6	0-2	2-3	0	4	4	2	6	1	0	0	0	34		
12	Jonah Radebaugh	g	8-13	2-3	3-4	0	6	6	2	21	5	1	0	0	31		
03	Tre'Shon Smoots	g	0-0	0-0	0-0	0	0	0	0	0	0	0	0	0	4		
05	Sam Masten	g	0-2	0-0	4-6	0	0	0	4	1	2	0	0	0	17		
11	Rodrick McCobb	g	1-2	0-1	0-0	0	4	4	1	2	0	1	0	1	14		
25	Kai Edwards	g	4-5	0-0	5-7	1	4	5	2	13	0	1	0	0	21		
Team						0	1	1									
Totals			24-43	5-13	18-26	2	27	29	14	71	8	14	2	3	200		

FG % 1st Half: 12-21 57.1% 2nd half: 12-22 54.5% Game: 24-43 55.8%
 3FG % 1st Half: 1-4 25.0% 2nd half: 4-9 44.4% Game: 5-13 38.5%
 FT % 1st Half: 5-7 71.4% 2nd half: 13-19 68.4% Game: 18-26 69.2%

Montana 64 • 18-12, 14-5 BSC

#	Player	Total			3-Ptr			Rebounds			PF	TP	A	TO	Blk	Stl	Min
		FG-FGA	FG-FGA	FT-FTA	FG-FGA	FG-FGA	FT-FTA	Off	Def	Tot							
33	Jared Samuelson	f	4-8	0-2	0-0	2	6	8	4	8	0	0	0	0	20		
05	Derrick Carter-Holli	f	6-11	1-3	2-2	2	6	8	2	15	2	2	0	0	34		
01	Timmy Falls	g	2-6	0-1	2-2	0	1	1	3	6	3	2	0	2	37		
02	Kendal Manuel	g	1-7	0-3	0-0	0	2	2	1	2	2	2	0	1	40		
04	Sayed Pridgett	g	12-23	0-2	2-5	2	5	7	4	26	2	3	0	1	32		
00	Kyle Owens	g	2-2	0-0	1-2	0	1	1	1	5	0	0	0	0	18		
03	Josh Vazquez	g	0-1	0-1	0-0	0	0	0	1	0	0	1	0	1	13		
10	Eddy Egun	g	0-0	0-0	0-0	0	1	1	1	0	0	0	0	0	3		
23	Mack Anderson	g	1-2	0-0	0-0	0	0	0	1	2	0	0	1	0	3		
Team						1	1	2									
Totals			28-60	1-12	7-11	7	23	30	18	64	9	10	1	6	200		

FG % 1st Half: 11-28 39.3% 2nd half: 17-32 53.1% Game: 28-60 46.7%
 3FG % 1st Half: 0-5 0.0% 2nd half: 1-7 14.3% Game: 1-12 8.3%
 FT % 1st Half: 3-4 75.0% 2nd half: 4-7 57.1% Game: 7-11 63.6%

Officials: Dan Church, Matthew Ruskasin, Brad Ferrier
 Technical fouls: Northern Colorado-None. Montana-None.
 Attendance: 4822

Score by periods	1st	2nd	Total
Northern Colorado	30	41	71
Montana	25	39	64

Last FG - UNC 2nd-02:37, UM 2nd-00:08.
 Largest lead - UNC by 16 2nd-02:37, UM by 2 2nd-13:44.
 UNC led for 34:42. UM led for 00:59. Game was tied for 04:19.

Score tied - 4 times.
 Lead changed - 4 times.

Game #31
March 7, 2020
Missoula, Mont.

85 **80**

Southern Utah 85 • 16-15, 9-11 BSC

#	Player	Total			3-Ptr			Rebounds			PF	TP	A	TO	Blk	Stl	Min
		FG-FGA	FG-FGA	FT-FTA	FG-FGA	FG-FGA	FT-FTA	Off	Def	Tot							
12	Cohee, Jadon	f	3-5	0-1	2-2	1	3	4	2	8	0	1	0	0	21		
32	Adams, Andre	f	5-7	0-0	2-4	4	8	12	5	12	1	4	3	1	26		
03	John Knight III	g	3-8	0-0	8-11	0	4	4	2	14	3	1	1	1	39		
04	Marin, Dre	g	1-4	1-1	2-2	0	3	3	4	5	0	4	1	0	25		
23	Oluyitan, Cameron	g	6-9	2-5	3-3	0	6	6	5	17	1	1	0	1	35		
00	Damani McEntire	g	0-0	0-0	0-0	0	0	0	0	0	0	0	0	0	0+		
01	Jackson, Jamil	g	2-10	0-2	8-8	1	0	1	0	12	2	1	0	0	32		
14	McGee, James	g	0-0	0-0	0-2	0	1	1	2	0	0	1	0	0	5		
15	Aytes, Jamal	g	4-10	2-5	7-11	1	9	10	3	17	2	1	0	1	36		
25	Morgan, Dwayne	g	0-3	0-1	0-0	0	0	0	3	0	0	1	0	0	6		
Team						2	1	3									
Totals			24-56	5-15	32-43	9	35	44	26	85	9	15	5	4	225		

FG % 1st Half: 9-28 32.1% 2nd half: 12-22 54.5% OT: 3-6 50.0% Game: 24-56 42.9%
 3FG % 1st Half: 3-11 27.3% 2nd half: 2-4 50.0% OT: 0-0 0.0% Game: 5-15 33.3%
 FT % 1st Half: 13-19 68.4% 2nd half: 11-14 78.6% OT: 8-10 80.0% Game: 32-43 74.4%

Montana 80 • 18-13, 14-6 BSC

#	Player	Total			3-Ptr			Rebounds			PF	TP	A	TO	Blk	Stl	Min
		FG-FGA	FG-FGA	FT-FTA	FG-FGA	FG-FGA	FT-FTA	Off	Def	Tot							
33	Jared Samuelson	f	4-8	1-4	3-4	0	2	2	4	12	0	1	0	0	25		
05	Derrick Carter-Holli	f	3-4	0-0	0-0	0	8	8	5	6	0	0	0	0	25		
01	Timmy Falls	g	1-5	0-1	0-0	1	2	3	4	2	4	2	0	2	30		
02	Kendal Manuel	g	6-19	2-5	5-5	0	2	2	4	19	1	2	0	0	42		
04	Sayed Pridgett	g	10-17	1-2	6-10	1	4	5	5	27	8	5	1	0	40		
00	Kyle Owens	g	1-6	1-3	2-2	0	2	2	3	5	0	0	0	0	20		
03	Josh Vazquez	g	1-4	1-2	2-2	0	1	1	2	5	1	1	0	1	21		
10	Eddy Egun	g	1-2	1-1													

MONTANA BASKETBALL



2018-19 SEASON STATISTICS - ALL GAMES

Overall record: 26-9 Conf: 16-4 Home: 12-2 Away: 9-5 Neutral: 5-2

#	Player	gp-gs	min	Total		3-Point		F-Throw		Rebounds				pts	avg							
				fg-fga	fg%	3fg-fga	3fg%	ft-fa	ft%	off	def	tot	avg									
15	AKOH, Jamar	15-15	437	29.1	88-150	.58	0-0	.00	56-93	.60	48	83	131	8.7	44	1	26	25	5	30	232	15.5
04	PRIDGETT, Sayee	35-35	103	29.6	230-380	.60	19-41	.46	49-86	.57	46	126	172	4.9	98	2	78	85	17	44	528	15.1
14	RORIE, Ahmaad	35-35	121	34.7	194-416	.46	63-177	.35	72-89	.80	18	125	143	4.1	63	0	142	54	2	32	523	14.9
00	OGUINE, Michael	34-34	102	30.1	142-286	.49	35-101	.34	118-165	.71	57	126	183	5.4	81	0	64	60	24	41	437	12.9
12	MANUEL, Kendal	35-1	675	19.3	93-216	.43	57-135	.42	60-70	.85	11	63	74	2.1	45	0	44	44	2	17	303	8.7
02	DORSEY, Donave	32-10	498	15.6	69-138	.50	41-89	.46	19-29	.65	7	43	50	1.6	64	1	14	19	11	10	198	6.2
24	MOOREHEAD, Bo	35-35	102	29.4	66-188	.35	42-136	.30	14-23	.60	28	153	181	5.2	85	0	56	33	27	24	188	5.4
01	FALLS, Timmy	33-8	664	20.1	51-134	.38	26-75	.34	26-34	.76	6	47	53	1.6	88	3	73	59	6	27	154	4.7
23	ANDERSON, Mac	28-0	239	8.5	27-41	.65	0-0	.00	9-20	.45	10	35	45	1.6	53	2	6	17	5	1	63	2.3
03	BROWN III, Fredd	15-0	32	2.1	5-13	.38	4-8	.50	3-4	.75	3	2	5	0.3	3	0	1	2	0	0	17	1.1
33	KRAMER, Kelby	21-2	126	6.0	8-13	.61	0-0	.00	2-7	.28	7	12	19	0.9	19	1	4	7	7	2	18	0.9
13	CARTER, Ben	10-0	43	4.3	2-8	.25	0-1	.00	0-1	.00	1	7	8	0.8	11	0	2	6	0	1	4	0.4
32	JONES, Peter	6-0	7	1.2	0-0	.00	0-0	.00	0-0	.00	0	3	3	0.5	1	0	0	0	0	0	0	0.0
Team											59	50	109		3		7					
Total.....		0	7025		975-198	.49	287-763	.37	428-621	.68	301	875	117	0.0	658	10	510	418	106	229	266	0.0
Opponents.....		0	6929		812-188	.43	231-686	.33	511-682	.74	290	793	108	0.0	604	-	367	469	98	194	236	0.0

TEAM STATISTICS	UM	OPP
SCORING	2665	2366
Points per game	76.1	67.6
Scoring margin	+8.5	-
FIELD GOALS-ATT	975-1983	812-1883
Field goal pct	.492	.431
3 POINT FG-ATT	287-763	231-686
3-point FG pct	.376	.337
3-pt FG made per gam	8.2	6.6
FREE THROWS-ATT	428-621	511-682
Free throw pct	.689	.749
F-Throws made per ga	12.2	14.6
REBOUNDS	1176	1083
Rebounds per game	33.6	30.9
Rebounding margin	+2.7	-
ASSISTS	510	367
Assists per game	14.6	10.5
TURNOVERS	418	469
Turnovers per game	11.9	13.4
Turnover margin	+1.5	-
Assist/turnover ratio	1.2	0.8
STEALS	229	194
Steals per game	6.5	5.5
BLOCKS	106	98
Blocks per game	3.0	2.8
ATTENDANCE	59272	84545
Home games-Avg/Gam	14-4234	14-4132
Neutral site-Avg/Game	-	7-3813

Score by Periods	1st	2nd	OT	Totals
Montana	1274	1386	5	2665
Opponents	1134	1255	8	2397

Date	Opponent	Score	Att.
11/9/18	GEORGIA STATE	w 81-74	4321
11/12/18	MONTANA TECH	w 79-55	3024
11/16/18	vs Incarnate Word	w 93-66	325
11/17/18	vs Miami (Ohio)	w 73-71	543
11/18/18	vs Georgia Southern	L 77-80	634
11/28/18	at Creighton	L 72-98	16457
12/3/18	COLLEGE OF IDAHO	w 80-52	3040
12/8/18	at UC Irvine	L 51-60	1237
12/17/18	NORTH DAKOTA STATE	w 60-53	3553
12/19/18	at Arizona	L 42-61	12925
12/22/18	at South Dakota State	w 85-74	2540
* 12/29/18	at Northern Arizona	w 86-73	856
* 12/31/18	at Southern Utah	w 89-76	1451
* 1/3/19	SACRAMENTO STATE	w 87-56	3920
* 1/5/19	PORTLAND STATE	Lot 74-77	4408
* 1/10/19	at Eastern Washington	L 71-78	1578
* 1/12/19	at Northern Colorado	w 88-64	2124
* 1/19/19	at Idaho	w 69-51	1419
* 1/24/19	IDAHO STATE	w 80-69	4076
* 1/26/19	WEBER STATE	w 75-68	5547
* 2/2/19	at Montana State	w 83-78	6013
* 2/7/19	IDAHO	w 100-59	3381
* 2/9/19	EASTERN WASHINGTON	w 75-74	5005
* 2/14/19	at Weber State	w 83-80	6729
* 2/16/19	at Idaho State	w 80-68	1503
* 2/23/19	MONTANA STATE	w 89-83	7135
* 2/25/19	NORTHERN COLORADO	L 72-74	3773
* 3/2/19	SOUTHERN UTAH	w 70-54	4383
* 3/4/19	NORTHERN ARIZONA	w 66-64	3706
* 3/7/19	at Portland State	L 69-81	2042
* 3/9/19	at Sacramento State	w 86-68	977
3/14/19	vs Sacramento State	w 79-73	2195
3/15/19	vs Weber State	w 78-49	2900
3/16/19	vs Eastern Washington	w 68-62	3737
3/21/19	vs Michigan	L 55-74	16360

* = Conference game



MONTANA BASKETBALL



2018-19 SEASON STATISTICS - BIG SKY CONFERENCE GAMES

RECORD:	OVERALL	HOME	AWAY	NEUTRAL
ALL GAMES	16-4	8-2	8-2	0-0
CONFERENCE	16-4	8-2	8-2	0-0
NON-CONFERENCE	0-0	0-0	0-0	0-0

#	Player	gp-gs	min	avg	Total		3-Point		F-Throw		Rebounds				pf	dq	a	to	blk	stl	pts	avg	
					fg-fga	fg%	3fg-fga	3fg%	ft-fa	ft%	off	def	tot	avg									
15	AKOH, Jamar	11-11	314	28.5	68-116	.58	0-0	.00	43-71	.60	34	66	100	9.1	29	1	17	17	3	24	179	16.3	
04	PRIDGETT, Sayee	20-20	610	30.5	140-225	.62	10-21	.47	35-61	.57	27	88	115	5.8	52	1	56	54	8	24	325	16.3	
14	RORIE, Ahmaad	20-20	711	35.5	110-236	.46	39-103	.37	34-42	.81	10	70	80	4.0	35	0	87	29	1	20	293	14.7	
00	OGUINE, Michael	19-19	560	29.5	77-157	.49	16-52	.30	68-88	.77	34	67	101	5.3	45	0	31	37	12	22	238	12.5	
12	MANUEL, Kendal	20-1	382	19.1	60-133	.45	35-80	.43	43-48	.89	10	33	43	2.2	32	0	23	24	2	11	198	9.9	
02	Dorsey, Donaven	19-8	301	15.8	46-95	.48	26-57	.45	13-20	.65	7	27	34	1.8	37	0	7	9	7	5	131	6.9	
24	MOOREHEAD, Bo	20-20	595	29.8	36-98	.36	21-65	.32	2-5	.40	22	89	111	5.6	47	0	41	19	16	9	95	4.8	
01	FALLS, Timmy	20-1	365	18.3	28-68	.41	16-40	.40	13-19	.68	3	25	28	1.4	48	2	47	25	2	13	85	4.3	
23	ANDERSON, Mac	17-0	133	7.8	15-22	.68	0-0	.00	2-5	.40	5	20	25	1.5	31	2	2	11	2	1	32	1.9	
03	BROWN III, Fredd	7-0	13	1.9	3-5	.60	2-4	.50	3-4	.75	0	1	1	0.1	1	0	0	0	0	0	11	1.6	
33	KRAMER, Kelby	10-0	26	2.6	2-2	1.000	0-0	.00	1-2	.50	2	2	4	0.4	4	0	1	2	1	0	5	0.5	
32	JONES, Peter	1-0	0	0.0	0-0	.00	0-0	.00	0-0	.00	0	0	0	0.0	0	0	0	0	0	0	0	0.0	
13	CARTER, Ben	5-0	15	3.0	0-4	.00	0-0	.00	0-0	.00	0	3	3	0.6	2	0	1	3	0	0	0	0.0	
Team											30	26	56		2		3						
Total.....		20	4025		585-116	.50	165-422	.39	257-365	.70	184	517	701	35.0	365	6	313	233	54	129	159	79.6	
Opponents.....		20	4025		480-109	.43	141-410	.34	294-387	.76	145	451	596	29.8	348	-	219	257	59	110	139	69.8	

TEAM STATISTICS	UM	OPP	Date	Opponent	Score	Att.
SCORING	1592	1395	* 12/29/18	at Northern Arizona	w 86-73	856
Points per game	79.6	69.8	* 12/31/18	at Southern Utah	w 89-76	1451
Scoring margin	+9.9	-	* 1/3/19	SACRAMENTO STATE	w 87-56	3920
FIELD GOALS-ATT	585-1161	480-1099	* 1/5/19	PORTLAND STATE	Lot 74-77	4408
Field goal pct	.504	.437	* 1/10/19	at Eastern Washington	L 71-78	1578
3 POINT FG-ATT	165-422	141-410	* 1/12/19	at Northern Colorado	w 88-64	2124
3-point FG pct	.391	.344	* 1/19/19	at Idaho	w 69-51	1419
3-pt FG made per gam	8.3	7.1	* 1/24/19	IDAHO STATE	w 80-69	4076
FREE THROWS-ATT	257-365	294-387	* 1/26/19	WEBER STATE	w 75-68	5547
Free throw pct	.704	.760	* 2/2/19	at Montana State	w 83-78	6013
F-Throws made per ga	12.9	14.7	* 2/7/19	IDAHO	w 100-59	3381
REBOUNDS	701	596	* 2/9/19	EASTERN WASHINGTON	w 75-74	5005
Rebounds per game	35.0	29.8	* 2/14/19	at Weber State	w 83-80	6729
Rebounding margin	+5.3	-	* 2/16/19	at Idaho State	w 80-68	1503
ASSISTS	313	219	* 2/23/19	MONTANA STATE	w 89-83	7135
Assists per game	15.7	11.0	* 2/25/19	NORTHERN COLORADO	L 72-74	3773
TURNOVERS	233	257	* 3/2/19	SOUTHERN UTAH	w 70-54	4383
Turnovers per game	11.7	12.9	* 3/4/19	NORTHERN ARIZONA	w 66-64	3706
Turnover margin	+1.2	-	* 3/7/19	at Portland State	L 69-81	2042
Assist/turnover ratio	1.3	0.9	* 3/9/19	at Sacramento State	w 86-68	977
STEALS	129	110				
Steals per game	6.5	5.5	* = Conference game			
BLOCKS	54	59				
Blocks per game	2.7	3.0				
ATTENDANCE	45334	24692				
Home games-Avg/Gam	10-4533	10-2469				
Neutral site-Avg/Game	-	0-0				

Score by Periods	1st	2nd	OT	Totals
Montana	776	811	5	1592
Opponents	666	721	8	1395



MONTANA BASKETBALL



GENERAL

Name of School: University of Montana
 Abbreviation: UM
 City/Zip: Missoula, MT 59812
 Founded: Feb. 17, 1893
 Enrollment: 10,644
 Nickname: Grizzlies, Griz
 School Colors: Maroon (PMS 209) & Silver (PMS 8 C)
 Arena Name: Dahlberg Arena (7,322)
 Affiliation: NCAA Division I
 Conference: Big Sky Conference (Inaugural, 1963)
 President: Seth Bodnar
 Athletics Director: Kent Haslam
 Online Tickets: www.griztix.com
 Ticket Office Phone: 1-888-MONTANA

COACHING STAFF

Head Coach: Travis DeCuire
Alma Mater, Year: Montana, 1994
Record at UM: 127-71, 6th Season
Career Record Same
Big Sky Conference Record: 85-27
Office Phone: (406) 243-5334
Twitter: @CoachDeCuire
 Associate Head Coach: Chris Cobb
Alma Mater (Year): Menlo College, 2009
Seasons at UM: 6th Season
 Assistant Coach: Jay Flores
Alma Mater (Year): Chico State, 2012
Seasons at UM: 4th Season
 Assistant Coach: Zach Payne
Alma Mater (Year): Whitworth, 2014
Seasons at UM: 1st Season
 Graduate Manager: Anderson Clarke
 Graduate Manager: Jordan Gregory
 Program Coordinator: Julie Tonkin

HISTORY

First Year of Basketball: 1901-02
 All-Time Record: 1,507-1,261-1 (.544)
 All-Time Big Sky Record: 516-326 (.613)
 All-Time Home Record: 1,004-411 (.710)
 Record at Dahlberg Arena (Since 1953): 724-250 (.743)
 Big Sky Tournament Titles: 11 (Last: 2019)
 Big Sky Regular-Season Titles: 12 (Last: 2019)
 Big Sky Runners-Up: 10
 NCAA Tournament Berths: 12
 NCAA Tournament Record: 2-13
 Last NCAA Tournament Berth: 2019 (1st Round vs. #2 Michigan)
 Last NCAA Tournament Win: 2006 (87-79 vs. #5 Nevada)
 NIT Berths: 4
 Last NIT Berth: 2015 (1st Round vs. Texas A&M)

TEAM INFORMATION

2018-19 Overall Record: 26-9 (.743)
 2018-19 Big Sky Record: 16-4 (.800)
 2018-19 Home Record: 12-2 (.857)
 2018-19 Away Record: 9-5 (.643)
 2018-19 Neutral-Site Record: 4-2 (.667)
 2018-19 Regular Season Finish: 1st
 2018-19 Big Sky Tournament Result: 3-0 (1st)
 2018-19 Postseason: NCAA Tournament first round
 Starters Returning/Lost: 1/4
 Letterwinners Returning/Lost: 6/7
 Newcomers: 7
 2018-19 Starts Returning: 25.1%
 2018-19 Minutes Returning: 24.5%
 2018-19 Points Per Game Returning: 40.0%
 2018-19 Rebounds Per Game Returning: 29.9%
 2018-19 Assists Per Game Returning: 39.6%
 2018-19 Steals Per Game Returning: 38.9%
 2018-19 Blocks Per Game Returning: 28.3%



NIC HALLISEY
 Director of Communications
 Men's Basketball, Volleyball, Track & Field

Email: nic.hallisey@umontana.edu
 Cell Phone: (970) 231-4789
 Mailing Address: 32 Campus Dr.
 Missoula, MT 59812
 Website: www.GoGriz.com
 Press Row Phone: (406) 243-4281

PRONUNCIATION GUIDE

Jett **Briceno** bruh-SEE-no
 Eddy **Egun** ee-gun
 Naseem **Gaskin** naw-SEEM gas-kin
 Kendal **Manuel** man-WELL
 Sayeed **Pridgett** sigh-EED prid-jit
 Josh **Vazquez** vaz-kez

 Travis **DeCuire** duh-CURE
 Jay **Flores** floor-es



Twitter

@MontanaGrizBB #GrizHoops
 @UMGrizzlies #GoGriz



Facebook

@MontanaGrizBB
 @UMGrizzlies



Instagram

@MontanaGrizBasketball
 @UMGrizzlies



YouTube

Griz TV





TRAVIS DECUIRE

Head Coach | 6th Season | Montana, 1994

Travis DeCuire continues to rewrite Montana's record books as he enters his sixth season as head coach in 2019-20. During his first five seasons, the former Griz player has led Montana to four postseason appearances and 20-win seasons, including back-to-back Big Sky Conference regular-season championships, Big Sky tournament titles and NCAA tournament appearances.

Among a string of prominent Montana coaches – including George Dahlberg, Jud Heathcote, Larry Krystkowiak, Mike Montgomery, Stew Morrill, Blaine Taylor and Wayne Tinkle – DeCuire is the best in many ways.

DeCuire (pronounced: dee-CURE) has won 109 games as head coach of the Grizzlies, more than any Montana coach through his first five seasons. He is also the only Griz coach to lead Montana to three Big Sky Conference regular-season championships during their career.

On a conference level, he is the fastest Big Sky coach ever to win 50 league games, needing just 69 games to do so, and his current .763 winning percentage ranks third in league history and first among those who have coached more than three seasons. Overall, only two Big Sky coaches have ever averaged more than DeCuire's 21.8 wins per season, and both coached three or fewer seasons.

In five seasons, Montana has played in the Big Sky tournament championship game four times, and the team's 52 wins from 2017-18 to 2018-19 are the most ever over a two-year stretch.

In 2018-19, Montana won 26 games, tied for the third-most in school history. During non-conference play, the Grizzlies beat a pair of NCAA tournament teams in Georgia State and North Dakota State, and snapped South Dakota State's nation-leading 26-game home winning streak. After beginning Big Sky Conference play just 3-2, Montana won 16 of its next 18 games to repeat as Big Sky Conference regular-season and tournament champions.

Montana was one of 20 schools nationally to rank in the top 100 for both scoring offense and defense, and was incredibly efficient, making 49.2 percent of its shots (10th in the nation), including 37.6 percent from beyond the arc (38th).

DeCuire was tabbed as coach of the year by the Big Sky Conference and NABC (District 6) in 2018, and it's easy to see why. The 2017-18 season was historic on many levels, with the Griz winning 26 games, and like 2018-19, winning Big Sky Conference regular-season and tournament titles and advancing to the NCAA tournament. The team's record included a perfect 14-0 mark on its home court.

The Grizzlies got off to a strong start, posting their first winning non-conference record in six seasons, including a signature victory at Pitt of the ACC. Montana then won its first 13 Big Sky games, the third-longest winning streak in school history and the third-longest active streak in the NCAA at the time. The stretch featured a program-record seven consecutive road victories.

Montana used the same starting lineup for all 34 contests, leading to a balanced effort. The Grizzlies led the Big Sky in five statistical categories and ranked in the top three in 14. On defense, the Grizzlies ranked in the top 30 nationally for turnovers forced, steals and turnover margin.

DeCuire has coached six first-team All-Big Sky Conference selections, in addition to two second-team honorees, plus the Big Sky Defensive Player of the Year, Newcomer of the Year (twice) and Big Sky tournament MVP (twice). Over the past two seasons, three players have reached 1,000 career points scored, three of just 34 players in school history to reach the threshold.

Among the greats DeCuire has developed are Ahmaad Rorie and Michael Oguine. Rorie, the 2019 Big Sky Conference tournament MVP, reached 1,500 career points

DECUIRE AT A GLANCE

Personal

Hometown: Seattle, Wash.
 Wife: Sabrina
 Daughters: Brianna, Tamia

Education

Montana, 1994
 Bachelor's: Business Marketing

Coaching Capsule

Years	School	Position
2014-Pres.	Montana	Head Coach
2012-14	California	Associate Head Coach
2008-12	California	Assistant Coach
2003-08	Old Dominion	Assistant Coach
2001-03	Green River C.C.	Head Coach

Head Coaching Capsule

Year	Overall	BSC	Place	Postseason
2014-15	20-13	14-4	1st	NIT
2015-16	21-12	14-4	2nd	CBI
2016-17	16-16	11-7	5th	BSC Tour.
2017-18	26-8	16-2	1st	NCAA
2018-19	26-9	16-4	1st	NCAA
2019-20	18-13	14-6	2nd	--
TOTALS	127-71	85-27	--	--

DECUIRE VS. THE BIG SKY

Opponent	Home	Away	Neutral	Overall
Eastern Washington	3-3	3-2	2-0	8-5
Idaho	3-2	3-2	1-1	7-5
Idaho State	5-0	5-0	0-0	10-0
Montana State	6-0	5-1	0-0	11-1
Northern Arizona	6-0	4-1	0-0	10-1
Northern Colorado	3-3	4-1	1-0	8-4
Portland State	4-1	3-3	0-0	7-4
Sacramento State	4-1	3-3	2-0	9-4
Southern Utah	4-1	5-0	0-0	9-1
Weber State	5-1	2-3	1-1	8-5
North Dakota	4-0	3-0	1-0	8-0

Figures reflect regular-season and postseason games



MONTANA BASKETBALL



faster than any player in Montana history, doing so in his third season with the program. Oguine was the 2018 tournament MVP and league's top defender, and finished his career ranked in the top 10 for scoring, steals and games started. During DeCuire's first season, Jordan Gregory was a Capital One third-team All-American while Martin Breunig was a two-time first-team All-Big Sky pick who is still enjoying a professional career overseas.

In his first season at the helm of a program with a rich history of success, DeCuire's Griz started the year picked to finish eighth in the conference. Led by Gregory, Montana would go on to defy expectations and win the Big Sky regular-season championship and advance to play Texas A&M in the National Invitational Tournament (NIT). At the time, DeCuire became only the second coach in Montana history to notch 20 victories in his first season – a feat also accomplished by his former coach Blaine Taylor in 1991-92, when DeCuire was a player for the Griz.

In DeCuire's second year, he followed up with another 20-win season and another trip to the Big Sky championship game, this time led by Breunig. DeCuire's Grizzlies would once again advance to the postseason, competing in the first round of the CBI tournament against Nevada, finishing with a 21-12 record. He is the only coach in Montana history to win at least 20 games in each of his first two seasons.

Paced by 10 underclassmen and just two seniors who played significant time, the Grizzlies went 16-16 in 2016-17, earning a first-round bye in the Big Sky tournament. The 2016-17 season was also the second consecutive year in which the Grizzlies posted a team grade-point average above 3.0, earning NABC Team Academic Excellence recognition both seasons.

Prior to returning to his alma mater as head coach, DeCuire spent six seasons (2008-09 through 2013-14) on the University of California coaching staff – including the final four as associate head coach. Regarded as one of the top tutors in the game, DeCuire helped former Montana mentor Mike Montgomery – a member of the National Collegiate Basketball Hall of Fame – transform Cal into one of the winningest programs in the Pac-12 during his time in Berkeley. The Bears reached the postseason all six years he was on the staff, including the NCAA tournament four times. The Golden Bears boasted 130 wins in his six seasons – the best six-year stretch in school history – winning the 2010 Pac-10 championship. He coached numerous all-conference selections, including conference players of the year Jerome Randle (2010) and Jorge Gutierrez (2012).

DeCuire spent five seasons (2003-04 through 2007-08) as an assistant coach at Old Dominion, under former Griz head coach and player Blaine Taylor. There, he helped the Monarchs to a combined record of

117-53. The mark included 94 wins during his final four seasons – the most in school history over a four-year period. Old Dominion reached the postseason each of those four seasons and advanced to the NCAA tournament in both 2005 and 2007 – winning a school-record 28 contests in 2005. Additionally, the Monarchs reached the NIT semifinals in 2006 and the quarterfinals of the College Basketball Invitational in 2008.

In 16 seasons as an assistant or head coach at the Division-I level, DeCuire is 356-184, a .659 winning percentage.

DeCuire's roots remain in the Seattle area, where he grew up, started his non-profit and broke into the coaching profession. He served as the head coach at both Sammamish High School and Green River Community College. At GRCC, DeCuire took over a last-place program and guided it to a conference championship and its first 20-win season in more than 20 years, earning league coach-of-the-year honors in 2003 – his second season. At Sammamish High School in Bellevue, DeCuire led his team to a pair of conference titles, a state tournament appearance and three consecutive trips to the district tournament.

As a point guard for Montana from 1992-94 DeCuire was named All-Big Sky Conference as a junior and senior. He set a school record, despite playing just three seasons, with 435 career assists – a mark which still stands today. He also established Montana's single-season mark with 199 assists as a senior in 1993-94, when he ranked 12th in the nation, averaging 7.1 assists per game. He was the recipient of the Grizzlies' Carl Dragstedt Award (MVP) as a junior and senior, and received the John Eheart Award (Outstanding Defensive Player) following his senior year. Montana won a pair of Big Sky Conference championships during his Griz career, advancing to the NCAA tournament in 1991 and 1992.

As a freshman at Chaminade-Hawaii, he was a starter and team MVP in 1990. He then transferred to Montana and redshirted in 1991. As a prep, DeCuire starred in the Rainer Valley and at Mercer Island High School, where he was a three-year starter and all-state, team MVP, and a McDonald's All-America honorable mention pick.

He has a strong commitment to community service and founded and acted as president of the Fastbreak Basketball Association – an organization that assists in teaching life lessons and building self-esteem through basketball to more than 500 students in the Seattle-Tacoma area. Additionally, he has extensive experience in counseling at the Echo Glen Children's Center in Snoqualmie, Wash., from 1996-98, and with the Ryther Children's Center in North Seattle, from 1995-97.

DeCuire graduated from Montana in 1994 with a degree in business marketing. He and his wife, Sabrina, have two daughters – Brianna and Tamia.



MONTANA BASKETBALL



O | KYLE OWENS

Freshman | Forward | 6-8/210 | Calabasas, Calif. (Crespi Carmelite H.S.)

MINUTES Season 30, vs. MSU Northern (11/10/19) Career Same	STEALS Season 3, at Omaha (12/21/19) Career Same
POINTS Season 14, on two occasions Career Same	FIELD GOALS Season 5, vs. MSU Northern (11/10/19) Career Same
REBOUNDS Season 7, vs. Northern Arizona (12/28/19) Career Same	FIELD-GOAL ATTEMPTS Season 8, vs. MSU Northern (11/10/19) Career Same
ASSISTS Season 1, on six occasions Career Same	THREE-POINTERS Season 3, at Sacramento State (2/29/20) Career Same
BLOCKS Season 1, on three occasions Career Same	FREE THROWS Season 10, vs. Montana Tech (11/18/19) Career Same

2019-20 GAME-BY-GAME STATISTICS

Date	Opponent	START	MIN	Total		3-Pointers		Free-Throws		Rebounds			PF	A	TO	BLK	STL	PTS	AVG
				FG-FGA	PCT	3FG-FGA	PCT	FT-FTA	PCT	OFF	DEF	TOT							
11/6	at Stanford	*	18	1-3	.333	0-2	.000	1-2	.500	0	0	0	3	0	0	0	0	3	3.0
11/10	MSU Northern	*	30	5-8	.625	1-3	.333	0-0	.000	2	3	5	3	1	2	1	0	11	7.0
11/16	at Arkansas	*	13	0-2	.000	0-0	.000	0-0	.000	1	1	2	3	1	0	0	0	0	4.7
11/18	Montana Tech		26	2-5	.400	0-1	.000	10-10	1.000	1	3	4	5	0	3	0	0	14	7.0
11/22	at Washington	*	21	1-6	.167	0-1	.000	2-3	.667	1	1	2	3	1	1	0	1	4	6.4
11/25	Texas Southern	*	16	3-5	.600	0-1	.000	0-0	.000	3	1	4	4	0	1	0	0	6	6.3
11/29	Coppin State	*	14	1-2	.500	0-1	.000	0-0	.000	1	2	3	1	1	1	0	0	2	5.7
12/1	New Mexico	*	12	2-3	.667	1-2	.500	0-0	.000	0	1	1	4	0	0	1	1	5	5.6
12/6	North Dakota	*	15	1-3	.333	0-0	.000	0-0	.000	1	1	2	2	0	2	0	1	2	5.2
12/18	at Oregon	*	13	0-1	.000	0-0	.000	0-0	.000	1	1	2	2	0	3	0	0	0	4.7
12/21	at Omaha		27	3-4	.750	1-2	.500	5-6	.833	1	3	4	0	0	1	0	3	12	5.4
12/28	Northern Arizona*		17	3-4	.750	0-0	.000	0-0	.000	3	4	7	1	0	1	0	0	6	5.4
12/30	Sacramento State*		26	3-6	.500	1-2	.500	1-2	.500	1	5	6	3	0	0	0	0	8	5.6
1/2	at Southern Utah*		17	2-2	1.000	0-0	.000	0-0	.000	0	2	2	1	1	1	1	0	4	5.5
1/4	at Northern Colorado*		6	0-2	.000	0-1	.000	0-0	.000	0	2	2	0	0	0	0	0	0	5.1
1/9	at Eastern Washington*		7	1-2	.500	0-0	.000	1-1	1.000	1	1	2	5	0	0	0	0	3	5.0
1/13	Portland State*		10	2-4	.500	1-3	.333	2-2	1.000	1	1	2	1	1	0	0	0	7	5.1
1/18	Idaho*		9	0-1	.000	0-1	.000	3-4	.750	0	2	2	1	0	0	0	0	3	5.2
1/23	at Idaho State*		15	0-3	.000	0-1	.000	0-0	.000	0	2	2	1	0	0	0	0	0	4.7
1/25	at Weber State*		5	0-0	.000	0-0	.000	0-0	.000	0	0	0	0	0	0	0	0	0	4.5
1/30	at Portland State*		19	1-4	.250	0-1	.000	2-4	.500	1	1	2	2	0	0	0	0	4	4.5
2/1	Montana State*		25	4-6	.667	1-2	.500	5-8	.625	2	4	6	4	0	0	0	0	14	4.9
2/6	Eastern Washington*		18	2-5	.400	0-2	.000	1-2	.500	1	0	1	5	0	1	0	0	5	4.9
2/8	at Idaho*		9	1-1	1.000	0-0	.000	0-1	.000	0	0	0	1	0	0	0	0	2	4.8
2/13	Weber State*		10	1-4	.250	0-1	.000	0-0	.000	0	2	2	2	0	0	0	1	2	4.7
2/15	Idaho State*		10	1-1	1.000	0-0	.000	1-1	1.000	0	1	1	4	0	0	0	0	3	4.6
2/22	at Montana State*		14	0-1	.000	0-0	.000	0-0	.000	0	0	0	1	1	1	0	0	0	4.4
2/27	at Northern Arizona*		8	1-1	1.000	0-0	.000	0-0	.000	0	0	0	0	0	0	0	0	2	4.4
2/29	at Sacramento State*		15	4-5	.800	3-3	1.000	0-1	.000	0	2	2	5	0	1	0	0	11	4.6
3/5	Northern Colorado*		18	2-2	1.000	0-0	.000	1-2	.500	0	1	1	1	0	0	0	1	5	4.6
3/7	Southern Utah*		20	1-6	.167	1-3	.333	2-2	1.000	0	2	2	3	0	0	0	0	5	4.6

OWENS' CAREER STATISTICS

SEASON	GP	GS	MIN	AVG	FG	FGA	PCT	3FG	3FGA	PCT	FT	FTA	PCT	OFF	DEF	TOT	AVG	PF	FO	AST	T/O	BLK	STL	PTS	AVG
2019-20	31	9	482	15.5	48	102	.471	10	33	.303	37	51	.725	22	49	71	2.3	71	4	7	19	3	8	143	4.6
TOTAL	31	9	482	15.5	48	102	.471	10	33	.303	37	51	.725	22	49	71	2.3	71	4	7	19	3	8	143	4.6



MONTANA BASKETBALL



1 | TIMMY FALLS

Sophomore | Guard | 6-2/170 | Dublin, Calif. (Dublin H.S.)

MINUTES Season 38, on three occasions Career Same	STEALS Season 4, at Sacramento State (2/29/20) Career 4, on two occasions
POINTS Season 16, at Weber State (1/25/20) Career 16, on two occasions	FIELD GOALS Season 7, at Weber State (1/25/20) Career 7, on two occasions
REBOUNDS Season 5, vs. Weber State (2/13/20) Career 6, vs. Weber State (1/26/19)	FIELD-GOAL ATTEMPTS Season 11, on two occasions Career Same
ASSISTS Season 6, at Eastern Washington (1/9/20) Career 7, vs. Sacramento State (1/3/19)	THREE-POINTERS Season 3, at Sacramento State (2/29/20) Career 4, vs. UC Irvine (12/19/17)
BLOCKS Season 2, on three occasions Career Same	FREE THROWS Season 4, on two occasions Career 4, on three occasions

2019-20 GAME-BY-GAME STATISTICS


Date	Opponent	START	MIN	Total		3-Pointers		Free-Throws		Rebounds			PF	A	TO	BLK	STL	PTS	AVG
				FG-FGA	PCT	3FG-FGA	PCT	FT-FTA	PCT	OFF	DEF	TOT							
11/6	at Stanford		19	0-2	.000	0-1	.000	0-0	.000	0	3	3	0	2	3	0	0	0	0.0
11/10	MSU Northern		12	1-5	.200	0-0	.000	2-2	1.000	0	2	2	0	1	0	1	1	4	2.0
11/16	at Arkansas		31	1-4	.250	0-2	.000	0-2	.000	0	2	2	4	3	5	1	1	2	2.0
11/18	Montana Tech		38	4-6	.667	2-3	.667	1-2	.500	1	3	4	4	2	5	0	3	11	4.3
11/22	at Washington	*	24	1-3	.333	0-2	.000	2-3	.667	0	1	1	4	4	2	0	2	4	4.2
11/25	Texas Southern	*	35	5-9	.556	0-2	.000	1-2	.500	0	4	4	4	3	5	0	1	11	5.3
11/29	Coppin State	*	30	6-11	.545	2-4	.500	0-2	.000	0	4	4	4	3	5	2	0	14	6.6
12/1	New Mexico	*	19	1-3	.333	0-0	.000	0-0	.000	0	1	1	5	1	0	0	0	2	6.0
12/6	North Dakota	*	35	5-8	.625	1-1	1.000	4-8	.500	0	4	4	3	3	0	0	0	15	7.0
12/18	at Oregon	*	31	2-7	.286	1-4	.250	0-0	.000	0	3	3	2	2	3	0	0	5	6.8
12/21	at Omaha	*	29	2-6	.333	0-0	.000	2-2	1.000	0	3	3	4	1	0	1	1	6	6.7
12/28	Northern Arizona*	*	28	2-5	.400	1-1	1.000	2-2	1.000	1	0	1	4	2	0	0	2	7	6.8
12/30	Sacramento State*	*	33	0-5	.000	0-0	.000	0-1	.000	0	2	2	1	4	0	1	1	0	6.2
1/2	at Southern Utah*	*	34	0-2	.000	0-0	.000	2-2	1.000	0	1	1	3	3	1	1	2	2	5.9
1/4	at Northern Colorado*	*	31	0-7	.000	0-1	.000	0-0	.000	1	2	3	5	3	0	0	1	0	5.5
1/9	at Eastern Washington*	*	37	4-9	.444	1-2	.500	3-3	1.000	0	2	2	4	6	2	2	3	12	5.9
1/13	Portland State*	*	34	3-9	.333	1-5	.200	0-0	.000	0	1	1	4	5	2	0	1	7	6.0
1/18	Idaho*	*	22	0-2	.000	0-1	.000	0-0	.000	0	2	2	3	2	1	0	2	0	7.2
1/23	at Idaho State*	*	38	4-9	.444	2-3	.667	0-0	.000	0	0	0	5	2	4	0	1	10	5.9
1/25	at Weber State*	*	27	7-9	.778	2-3	.667	0-0	.000	0	4	4	5	3	0	0	0	16	6.4
1/30	at Portland State*	*	32	6-9	.667	2-5	.400	0-0	.000	0	1	1	4	1	1	0	1	14	6.8
2/1	Montana State*	*	30	5-11	.455	0-3	.000	0-0	.000	0	2	2	3	4	2	1	2	10	6.9
2/6	Eastern Washington*	*	33	3-5	.600	1-1	1.000	4-5	.800	0	2	2	5	4	0	0	0	11	7.1
2/8	at Idaho*	*	27	1-5	.200	0-1	.000	2-2	1.000	0	2	2	3	2	3	2	2	4	7.0
2/13	Weber State*	*	35	4-8	.500	2-4	.500	0-0	.000	0	5	5	3	1	1	0	3	10	7.1
2/15	Idaho State*	*	16	2-4	.500	1-2	.500	0-0	.000	0	0	0	1	2	1	0	0	5	7.0
2/22	at Montana State*	*	26	1-4	.250	1-3	.333	0-0	.000	0	4	4	5	1	1	0	1	3	6.9
2/27	at Northern Arizona*	*	29	1-2	.500	0-1	.000	0-1	.000	0	2	2	3	5	1	0	0	2	6.7
2/29	at Sacramento State*	*	38	3-5	.600	3-3	1.000	0-0	.000	0	1	1	3	5	2	0	4	9	6.8
3/5	Northern Colorado*	*	37	2-6	.333	0-1	.000	2-2	1.000	0	1	1	3	3	2	0	2	6	6.7
3/7	Southern Utah*	*	30	1-5	.200	0-1	.000	0-0	.000	1	2	3	4	4	2	0	2	2	6.6

FALLS' CAREER STATISTICS

SEASON	GP	GS	MIN	AVG	FG	FGA	PCT	3FG	3FGA	PCT	FT	FTA	PCT	OFF	DEF	TOT	AVG	PF	FO	AST	T/O	BLK	STL	PTS	AVG
2017-18	33	0	563	17.1	48	116	.414	22	54	.407	26	36	.722	7	25	32	1.0	78	3	51	41	2	25	144	4.4
2018-19	33	8	664	20.1	51	134	.381	26	75	.347	26	34	.765	6	47	53	1.6	88	3	73	59	6	27	154	4.7
2019-20	31	27	919	29.6	77	185	.416	23	60	.383	27	41	.659	4	66	70	2.3	105	6	87	54	12	39	204	6.6
TOTAL	97	35	2146	22.1	176	435	.405	71	189	.376	79	111	.712	17	138	155	1.6	271	12	211	154	20	91	502	5.2



MONTANA BASKETBALL



2 | KENDAL MANUEL

RS-Senior | Guard | 6-4/190 | Billings, Mont. (Oregon State/Skyview H.S.)

MINUTES Season 42, on two occasions Career Same	STEALS Season 3, on two occasions Career Same
POINTS Season 30, at Northern Colorado (1/4/20) Career Same	FIELD GOALS Season 13, at Northern Colorado (1/4/20) Career Same
REBOUNDS Season 6, on four occasions Career 6, on five occasions	FIELD-GOAL ATTEMPTS Season 17, at Washington (11/22/19) Career Same
ASSISTS Season 6, vs. Coppin State (11/29/19) Career 7, vs. Sacramento State (3/14/19)	THREE-POINTERS Season 5, vs. Portland State (1/13/20) Career 6, vs. Northern Colorado (2/25/19)
BLOCKS Season 1, on four occasions Career 1, on 13 occasions	FREE THROWS Season 10, vs. North Dakota (12/6/19) Career Same

2019-20 GAME-BY-GAME STATISTICS

Date	Opponent	START	MIN	Total		3-Pointers		Free-Throws		Rebounds			PF	A	TO	BLK	STL	PTS	AVG
				FG-FGA	PCT	3FG-FGA	PCT	FT-FTA	PCT	OFF	DEF	TOT							
11/6	at Stanford	*	27	2-8	.250	2-5	.400	1-2	.500	2	3	5	1	0	4	0	0	7	7.0
11/10	MSU Northern	*	32	3-10	.300	1-6	.167	1-2	.500	1	2	3	1	2	2	1	1	8	7.5
11/16	at Arkansas	*	32	5-16	.313	2-7	.286	0-0	.000	0	5	5	2	0	1	0	1	12	9.0
11/18	Montana Tech	*	39	10-16	.625	2-6	.333	3-3	1.000	0	3	3	0	0	0	0	0	25	13.0
11/22	at Washington	*	38	6-17	.353	2-8	.250	1-1	1.000	0	2	2	2	3	1	0	0	15	13.4
11/25	Texas Southern	*	37	4-8	.500	1-2	.500	6-6	1.000	0	6	6	0	1	2	1	0	15	13.7
11/29	Coppin State	*	33	3-12	.250	3-9	.333	2-2	1.000	0	1	1	1	6	1	0	2	11	13.3
12/1	New Mexico	*	34	3-11	.273	1-7	.143	1-1	1.000	0	2	2	1	4	1	0	0	8	12.6
12/6	North Dakota	*	29	5-10	.500	0-2	.000	10-10	1.000	0	3	3	1	2	4	1	2	20	13.4
12/18	at Oregon	*	33	5-13	.385	2-6	.333	3-4	.750	0	0	0	0	1	2	0	2	15	13.6
12/21	at Omaha	*	37	1-11	.091	1-8	.125	0-0	.000	0	2	2	3	1	1	1	2	3	12.6
12/28	Northern Arizona*	*	35	4-10	.400	2-5	.400	6-6	1.000	0	5	5	2	2	4	0	0	16	12.9
12/30	Sacramento State*	*	37	3-11	.273	1-6	.167	6-6	1.000	0	4	4	1	1	1	0	1	13	12.9
1/2	at Southern Utah*	*	38	6-14	.429	3-6	.500	2-4	.500	1	5	6	1	0	1	0	1	17	13.2
1/4	at Northern Colorado*	*	39	13-16	.813	3-3	1.000	1-1	1.000	0	6	6	4	1	1	0	3	30	14.3
1/9	at Eastern Washington*	*	37	6-9	.667	2-2	1.000	0-0	.000	0	2	2	0	3	3	0	0	14	14.3
1/13	Portland State*	*	37	7-11	.636	5-7	.714	8-9	.889	1	2	3	1	1	2	0	1	27	15.1
1/18	Idaho*	*	35	4-13	.308	2-5	.400	2-2	1.000	1	2	3	1	2	0	0	3	12	15.3
1/23	at Idaho State*	*	37	6-13	.462	2-6	.333	7-7	1.000	0	4	4	0	2	0	0	1	21	15.2
1/25	at Weber State*	*	42	5-17	.294	0-5	.000	0-0	.000	0	4	4	4	2	0	0	0	10	15.0
1/30	at Portland State*	*	32	8-14	.571	1-5	.200	2-2	1.000	2	4	6	4	3	2	0	0	19	15.1
2/1	Montana State*	*	36	4-10	.400	4-6	.667	0-0	.000	0	3	3	2	1	2	0	0	12	15.0
2/6	Eastern Washington*	*	39	5-12	.417	3-4	.750	5-5	1.000	0	4	4	1	4	2	0	1	18	15.1
2/8	at Idaho*	*	36	7-14	.500	0-4	.000	0-0	.000	1	2	3	3	3	2	0	1	14	15.1
2/13	Weber State*	*	32	8-12	.667	2-4	.500	3-3	1.000	1	5	6	0	3	0	0	1	21	15.3
2/15	Idaho State*	*	36	7-14	.500	2-4	.500	0-0	.000	0	3	3	2	3	3	0	0	16	15.3
2/22	at Montana State*	*	39	8-16	.500	3-6	.500	0-0	.000	0	2	2	1	1	4	0	2	19	15.5
2/27	at Northern Arizona*	*	40	6-12	.500	4-8	.500	0-1	.000	0	3	3	2	1	3	0	0	16	15.5
2/29	at Sacramento State*	*	40	5-8	.625	1-3	.333	1-2	.500	0	4	4	1	3	0	0	1	12	15.4
3/5	Northern Colorado*	*	40	1-7	.143	0-3	.000	0-0	.000	0	2	2	1	2	2	0	1	2	14.9
3/7	Southern Utah*	*	42	6-19	.316	2-5	.400	5-5	1.000	0	2	2	4	1	2	0	0	19	15.1

MANUEL'S CAREER STATISTICS

SEASON	GP	GS	MIN	AVG	FG	FGA	PCT	3FG	3FGA	PCT	FT	FTA	PCT	OFF	DEF	TOT	AVG	PF	FO	AST	T/O	BLK	STL	PTS	AVG
2016-17*	32	25	923	28.8	86	229	.376	52	135	.385	24	34	.706	13	64	77	2.4	65	0	52	57	2	29	248	7.8
2017-18*	29	0	309	10.7	25	62	.403	14	37	.378	11	18	.611	3	32	35	1.2	27	0	8	13	2	10	75	2.6
2018-19	35	1	675	19.3	93	216	.431	57	135	.422	60	70	.857	11	63	74	2.1	45	0	44	44	2	17	303	8.7
2019-20	31	31	1120	36.1	166	385	.431	59	164	.360	76	84	.905	10	98	108	3.5	47	0	59	53	4	27	467	15.1
UM TOTAL	66	32	1795	27.2	259	601	.431	116	299	.388	136	154	.883	21	161	182	2.8	92	0	103	97	6	44	770	11.7
DI TOTAL	127	57	3027	23.8	370	892	.415	182	471	.386	171	206	.830	37	257	294	2.3	184	0	163	167	10	83	1093	8.6

* Stats are from career at Oregon State



MONTANA BASKETBALL



3 | JOSH VAZQUEZ

Freshman | Guard | 6-3/170 | Torrance, Calif. (Bishop Montgomery H.S.)

MINUTES Season 39, at Weber State (1/25/20) Career Same	STEALS Season 4, on two occasions Career Same
POINTS Season 14, at Omaha (12/21/19) Career Same	FIELD GOALS Season 6, at New Mexico (12/1/19) Career Same
REBOUNDS Season 6, vs. Idaho (1/18/20) Career Same	FIELD-GOAL ATTEMPTS Season 13, at New Mexico (12/1/19) Career Same
ASSISTS Season 5, on two occasions Career Same	THREE-POINTERS Season 4, on two occasions Career Same
BLOCKS Season 2, at Southern Utah (1/2/20) Career Same	FREE THROWS Season 4, at Sacramento State (2/29/20) Career Same

2019-20 GAME-BY-GAME STATISTICS

Date	Opponent	START	MIN	Total		3-Pointers		Free-Throws		Rebounds			PF	A	TO	BLK	STL	PTS	AVG
				FG-FGA	PCT	3FG-FGA	PCT	FT-FTA	PCT	OFF	DEF	TOT							
11/6	at Stanford	*	37	4-11	.364	2-7	.286	1-2	.500	0	5	5	1	1	3	0	1	11	11.0
11/10	MSU Northern	*	36	1-4	.250	0-2	.000	0-0	.000	0	4	4	0	2	2	0	1	2	6.5
11/16	at Arkansas	*	21	0-7	.000	0-4	.000	2-2	1.000	1	1	2	3	2	3	0	2	2	5.0
11/18	Montana Tech	*	17	0-0	.000	0-0	.000	0-0	.000	0	2	2	1	1	3	0	1	0	3.8
11/22	at Washington		31	3-6	.500	3-5	.600	0-0	.000	0	2	2	4	2	3	0	1	9	4.8
11/25	Texas Southern		28	3-5	.600	2-2	1.000	2-2	1.000	0	3	3	0	2	2	0	0	10	5.7
11/29	Coppin State		29	2-9	.222	2-6	.333	0-0	.000	0	1	1	0	3	1	1	0	6	5.7
12/1	New Mexico		35	6-13	.462	4-9	.444	0-0	.000	0	1	1	3	2	1	0	1	16	7.0
12/6	North Dakota		29	1-2	.500	1-1	1.000	0-0	.000	0	3	3	1	0	2	0	0	3	6.6
12/18	at Oregon		28	2-8	.250	0-4	.000	1-2	.500	0	2	2	3	0	4	0	1	5	6.4
12/21	at Omaha		33	5-6	.833	3-3	1.000	1-2	.500	1	3	4	5	5	0	0	0	14	7.1
12/28	Northern Arizona*	*	37	2-8	.250	0-3	.000	0-0	.000	0	3	3	3	5	1	0	1	4	6.8
12/30	Sacramento State*	*	29	1-4	.250	1-3	.333	0-0	.000	0	3	3	0	2	1	0	2	3	6.5
1/2	at Southern Utah*	*	35	0-4	.000	0-1	.000	0-0	.000	0	3	3	2	3	2	2	1	0	6.1
1/4	at Northern Colorado*	*	35	1-6	.167	0-4	.000	0-0	.000	2	3	5	1	1	1	0	1	2	5.8
1/9	at Eastern Washington*	*	23	0-4	.000	0-4	.000	2-2	1.000	0	2	2	2	1	0	1	1	2	5.6
1/13	Portland State*	*	12	0-2	.000	0-1	.000	0-0	.000	0	0	0	0	0	1	1	0	0	5.2
1/18	Idaho*	*	27	2-6	.333	0-2	.000	0-0	.000	0	6	6	1	4	2	0	2	4	3.4
1/23	at Idaho State*	*	29	0-2	.000	0-1	.000	2-2	1.000	0	5	5	3	2	1	1	1	2	5.0
1/25	at Weber State*	*	39	4-6	.667	4-4	1.000	0-0	.000	0	5	5	2	4	0	0	4	12	5.4
1/30	at Portland State*	*	13	0-1	.000	0-1	.000	0-0	.000	0	0	0	1	1	2	0	2	0	5.1
2/1	Montana State*		14	2-4	.500	2-3	.667	0-0	.000	0	2	2	4	1	0	0	0	6	5.1
2/6	Eastern Washington*		21	2-2	1.000	2-2	1.000	2-2	1.000	0	1	1	0	2	1	0	2	8	5.3
2/8	at Idaho*		33	4-7	.571	3-5	.600	0-0	.000	0	1	1	0	1	1	0	3	11	5.5
2/13	Weber State*		27	2-5	.400	0-3	.000	0-0	.000	0	1	1	1	2	0	0	4	4	5.4
2/15	Idaho State*		36	4-9	.444	3-8	.375	0-0	.000	0	2	2	1	0	1	0	3	11	5.7
2/22	at Montana State*		15	0-2	.000	0-1	.000	2-2	1.000	0	1	1	0	0	2	1	1	2	5.5
2/27	at Northern Arizona*		19	0-1	.000	0-1	.000	0-0	.000	0	1	1	1	2	0	0	1	0	5.3
2/29	at Sacramento State*		9	0-0	.000	0-0	.000	4-4	1.000	0	0	0	0	2	1	0	0	4	5.3
3/5	Northern Colorado*		13	0-1	.000	0-1	.000	0-0	.000	0	0	0	1	0	1	0	1	0	5.1
3/7	Southern Utah*		21	1-4	.250	1-2	.500	2-2	1.000	0	1	1	2	1	1	0	1	5	5.1

VAZQUEZ'S CAREER STATISTICS

SEASON	GP	GS	MIN	AVG	FG	FGA	PCT	3FG	3FGA	PCT	FT	FTA	PCT	OFF	DEF	TOT	AVG	PF	FO	AST	T/O	BLK	STL	PTS	AVG
2019-20	31	14	811	26.2	52	149	.349	33	93	.355	21	24	.875	4	67	71	2.3	46	1	54	43	7	39	158	5.1
TOTAL	31	14	811	26.2	52	149	.349	33	93	.355	21	24	.875	4	67	71	2.3	46	1	54	43	7	39	158	5.1




MONTANA BASKETBALL



4 | SAYEED PRIDGETT

Senior | Guard | 6-5/201 | Oakland, Calif. (El Cerrito H.S.)



MINUTES Season 45, at Weber State (1/25/20) Career Same	STEALS Season 4, on two occasions Career 5, at Creighton (11/28/18)
POINTS Season 33, at Weber State (1/25/20) Career Same	FIELD GOALS Season 14, at Weber State (1/25/20) Career Same
REBOUNDS Season 12, vs. Coppin State (11/29/19) Career 16, at Weber State (2/14/19)	FIELD-GOAL ATTEMPTS Season 29, at Weber State (1/25/20) Career Same
ASSISTS Season 10, vs. Portland State (1/13/20) Career Same	THREE-POINTERS Season 2, on three occasions Career 4, on two occasions
BLOCKS Season 2, on three occasions Career 3, on three occasions	FREE THROWS Season 10, at Eastern Washington (1/9/20) Career Same

2019-20 GAME-BY-GAME STATISTICS

Date	Opponent	START	MIN	Total		3-Pointers		Free-Throws		Rebounds			PF	A	TO	BLK	STL	PTS	AVG
				FG-FGA	PCT	3FG-FGA	PCT	FT-FTA	PCT	OFF	DEF	TOT							
11/6	at Stanford	*	39	8-13	.615	0-1	.000	1-1	1.000	0	10	10	1	6	6	2	3	17	17.0
11/10	MSU Northern	*	37	13-20	.650	0-1	.000	4-4	1.000	1	4	5	2	4	1	0	2	30	23.5
11/16	at Arkansas	*	38	5-12	.417	0-1	.000	3-5	.600	3	4	7	3	2	7	1	1	13	20.0
11/18	Montana Tech	*	39	5-10	.500	0-0	.000	4-7	.571	2	7	9	3	6	4	1	1	14	18.5
11/22	at Washington	*	28	5-10	.500	2-3	.667	1-2	.500	1	2	3	5	0	5	0	2	13	17.4
11/25	Texas Southern	*	38	7-14	.500	0-1	.000	5-8	.625	0	7	7	2	4	1	2	3	19	17.7
11/29	Coppin State	*	38	9-19	.474	1-5	.200	0-0	.000	1	11	12	2	1	3	0	3	19	17.9
12/1	New Mexico	*	38	11-21	.524	1-2	.500	2-3	.667	0	10	10	3	5	1	1	3	25	18.8
12/6	North Dakota	*	38	9-19	.474	0-0	.000	2-2	1.000	2	4	6	1	1	1	2	3	20	18.9
12/18	at Oregon	*	33	5-13	.385	0-2	.000	1-1	1.000	0	8	8	4	3	2	0	1	11	18.1
12/21	at Omaha	*	43	12-23	.522	0-1	.000	8-10	.800	4	4	8	4	3	4	0	2	32	19.4
12/28	Northern Arizona*	*	35	11-22	.500	0-0	.000	5-11	.455	5	5	10	4	2	1	0	1	27	20.0
12/30	Sacramento State*	*	38	7-18	.389	0-3	.000	0-0	.000	3	5	8	3	0	5	1	4	14	19.5
1/2	at Southern Utah*	*	32	7-17	.412	0-2	.000	2-2	1.000	2	6	8	4	3	3	1	1	16	19.3
1/4	at Northern Colorado*	*	28	7-17	.412	0-3	.000	1-1	1.000	1	2	3	3	0	3	0	0	15	19.0
1/9	at Eastern Washington*	*	30	4-10	.400	0-1	.000	10-11	.909	1	7	8	3	8	5	0	0	18	18.9
1/13	Portland State*	*	37	7-12	.583	1-1	1.000	2-2	1.000	0	8	8	2	10	1	1	0	17	18.8
1/18	Idaho*	*	39	6-14	.429	0-1	.000	5-9	.556	2	4	6	3	2	5	0	2	17	19.7
1/23	at Idaho State*	*	29	5-13	.385	0-3	.000	3-5	.600	3	3	6	4	4	4	0	0	13	18.4
1/25	at Weber State*	*	45	14-29	.483	2-4	.500	3-5	.600	1	7	8	1	2	3	0	0	33	19.2
1/30	at Portland State*	*	37	6-12	.500	0-0	.000	2-3	.667	1	3	4	4	8	4	1	0	14	18.9
2/1	Montana State*	*	39	8-17	.471	2-2	1.000	6-6	1.000	1	4	5	3	5	2	1	1	24	19.1
2/6	Eastern Washington*	*	34	8-17	.471	1-3	.333	7-8	.875	1	7	8	4	4	3	0	2	24	19.3
2/8	at Idaho*	*	31	8-12	.667	0-0	.000	3-5	.600	2	7	9	3	4	3	0	0	19	19.3
2/13	Weber State*	*	30	11-17	.647	1-2	.500	2-2	1.000	1	4	5	2	2	2	0	0	25	19.6
2/15	Idaho State*	*	38	10-14	.714	0-0	.000	4-4	1.000	0	11	11	1	9	3	0	3	24	19.7
2/22	at Montana State*	*	40	7-13	.538	0-1	.000	1-7	.143	2	5	7	3	2	5	0	2	15	19.6
2/27	at Northern Arizona*	*	38	4-6	.667	0-0	.000	0-0	.000	0	5	5	3	5	5	0	1	8	19.1
2/29	at Sacramento State*	*	40	9-15	.600	0-2	.000	6-8	.750	2	4	6	0	5	2	1	4	24	19.3
3/5	Northern Colorado*	*	32	12-23	.522	0-2	.000	2-5	.400	2	5	7	4	2	3	0	1	26	19.5
3/7	Southern Utah*	*	40	10-17	.588	1-2	.500	6-10	.600	1	4	5	5	8	5	1	0	27	19.8

PRIDGETT'S CAREER STATISTICS

SEASON	GP	GS	MIN	AVG	FG	FGA	PCT	3FG	3FGA	PCT	FT	FTA	PCT	OFF	DEF	TOT	AVG	PF	FO	AST	T/O	BLK	STL	PTS	AVG
2016-17	31	11	606	19.5	99	189	.524	1	10	.100	52	66	.788	33	88	121	3.9	79	0	44	45	16	11	251	8.1
2017-18	34	0	770	22.6	122	264	.462	3	16	.188	40	61	.656	35	111	146	4.3	102	2	44	65	14	41	287	8.4
2018-19	35	35	1035	29.6	230	380	.605	19	41	.463	49	86	.570	46	126	172	4.9	98	2	78	85	17	44	528	15.1
2019-20	31	31	1121	36.2	250	489	.511	12	49	.245	101	147	.687	45	177	222	7.2	89	2	120	102	16	46	613	19.8
TOTAL	131	77	3532	27.0	701	1322	.530	35	116	.302	242	360	.672	159	502	661	5.0	368	6	286	297	63	142	1679	12.8



MONTANA BASKETBALL



5 I NASEEM GASKIN

RS-Freshman | Guard | 6-4/185 | Oakland, Calif. (Utah/Bishop O'Dowd H.S.)

MINUTES Season	STEALS Season
Career	Career
POINTS Season	FIELD GOALS Season
Career	Career
REBOUNDS Season	FIELD-GOAL ATTEMPTS Season
Career	Career
ASSISTS Season	THREE-POINTERS Season
Career	Career
BLOCKS Season	FREE THROWS Season
Career	Career

2019-20 GAME-BY-GAME STATISTICS


Date	Opponent	START	MIN	Total		3-Pointers		Free-Throws		Rebounds			PF	A	TO	BLK	STL	PTS	AVG
				FG-FGA	PCT	3FG-FGA	PCT	FT-FTA	PCT	OFF	DEF	TOT							
11/6	at Stanford																		
11/10	MSU Northern																		
11/16	at Arkansas																		
11/18	Montana Tech																		
11/22	at Washington																		
11/25	Texas Southern																		
11/29	Coppin State																		
12/1	New Mexico																		
12/6	North Dakota																		
12/18	at Oregon																		
12/21	at Omaha																		
12/28	Northern Arizona*																		
12/30	Sacramento State*																		
1/2	at Southern Utah*																		
1/4	at Northern Colorado*																		
1/9	at Eastern Washington*																		
1/13	Portland State*																		
1/18	Idaho*																		
1/23	at Idaho State*																		
1/25	at Weber State*																		
1/30	at Portland State*																		
2/1	Montana State*																		
2/6	Eastern Washington*																		
2/8	at Idaho*																		
2/13	Weber State*																		
2/15	Idaho State*																		
2/22	at Montana State*																		
2/27	at Northern Arizona*																		
2/29	at Sacramento State*																		
3/5	Northern Colorado*																		
3/7	Southern Utah*																		

GASKIN'S CAREER STATISTICS

SEASON	GP	GS	MIN	AVG	FG	FGA	PCT	3FG	3FGA	PCT	FT	FTA	PCT	OFF	DEF	TOT	AVG	PF	FO	AST	T/O	BLK	STL	PTS	AVG	
2018-19	Did Not Play - Redshirt Season at Utah																									
2019-20	0	0	0	0.0	0	0	---	0	0	---	0	0	---	0	0	0	0.0	0	0	0	0	0	0	0	0.0	
TOTAL	0	0	0	0.0	0	0	---	0	0	---	0	0	---	0	0	0	0.0	0	0	0	0	0	0	0	0.0	



MONTANA BASKETBALL



10 | EDDY EGUN

RS-Freshman | Guard | 6-4/198 | Woodland Hills, Calif. (El Camino Real H.S.)

MINUTES Season 19, at Stanford (11/6/19) Career Same	STEALS Season 2, at Portland State (1/30/20) Career Same
POINTS Season 9, at Stanford (11/6/19) Career Same	FIELD GOALS Season 3, at Stanford (11/6/19) Career Same
REBOUNDS Season 7, at Portland State (1/30/20) Career Same	FIELD-GOAL ATTEMPTS Season 6, on two occasions Career Same
ASSISTS Season 3, at Washington (11/22/19) Career Same	THREE-POINTERS Season 2, on three occasions Career Same
BLOCKS Season 1, on four occasions Career Same	FREE THROWS Season 4, vs. North Dakota (12/6/19) Career Same

2019-20 GAME-BY-GAME STATISTICS

Date	Opponent	START	MIN	Total		3-Pointers		Free-Throws		Rebounds			PF	A	TO	BLK	STL	PTS	AVG
				FG-FGA	PCT	3FG-FGA	PCT	FT-FTA	PCT	OFF	DEF	TOT							
11/6	at Stanford		19	3-6	.500	2-3	.667	1-2	.500	0	1	1	1	0	0	0	1	9	9.0
11/10	MSU Northern		18	0-5	.000	0-2	.000	0-0	.000	0	3	3	1	0	0	1	1	0	4.5
11/16	at Arkansas		14	0-3	.000	0-2	.000	0-0	.000	0	2	2	1	1	2	0	0	0	3.0
11/18	Montana Tech		11	1-1	1.000	0-0	.000	0-0	.000	0	2	2	1	1	0	0	0	2	2.8
11/22	at Washington		16	2-6	.333	2-3	.667	0-0	.000	2	4	6	4	3	3	0	0	6	3.4
11/25	Texas Southern		6	0-2	.000	0-2	.000	0-0	.000	0	2	2	0	0	1	0	0	0	2.8
11/29	Coppin State		18	2-2	1.000	0-0	.000	1-2	.500	1	4	5	4	1	1	1	0	5	3.1
12/1	New Mexico		14	0-2	.000	0-1	.000	0-1	.000	0	4	4	4	0	1	1	0	0	2.8
12/6	North Dakota		8	0-3	.000	0-1	.000	4-4	1.000	0	1	1	2	0	0	0	0	4	2.9
12/18	at Oregon		8	0-1	.000	0-0	.000	0-0	.000	0	1	1	0	0	2	0	0	0	2.6
12/21	at Omaha		4	0-1	.000	0-1	.000	0-0	.000	0	1	1	3	0	1	0	0	0	2.4
12/28	Northern Arizona*		3	0-1	.000	0-0	.000	0-0	.000	0	0	0	1	0	1	0	0	0	2.2
12/30	Sacramento State*			----- DNP -----															
1/2	at Southern Utah*			----- DNP -----															
1/4	at Northern Colorado*		0+	0-0	.000	0-0	.000	0-0	.000	0	0	0	0	0	0	0	0	0	2.0
1/9	at Eastern Washington*		4	1-2	.500	0-0	.000	3-3	1.000	0	1	1	0	0	0	0	0	5	2.2
1/13	Portland State*		4	0-1	.000	0-1	.000	0-0	.000	0	0	0	2	0	1	0	0	0	2.1
1/18	Idaho*		2	0-0	.000	0-0	.000	0-0	.000	0	0	0	0	0	0	0	0	0	1.8
1/23	at Idaho State*		2	0-0	.000	0-0	.000	0-0	.000	0	1	1	1	0	0	0	0	0	1.8
1/25	at Weber State*		1	0-0	.000	0-0	.000	0-0	.000	0	0	0	0	0	1	0	0	0	1.7
1/30	at Portland State*		15	2-5	.400	2-3	.667	0-1	.000	0	7	7	3	1	0	0	2	6	1.9
2/1	Montana State*		5	0-1	.000	0-1	.000	0-0	.000	1	0	1	2	0	0	0	0	0	1.9
2/6	Eastern Washington*		0+	0-0	.000	0-0	.000	0-0	.000	0	0	0	1	0	0	0	0	0	1.8
2/8	at Idaho*			----- DNP -----															
2/13	Weber State*		8	2-2	1.000	1-1	1.000	2-2	1.000	0	2	2	0	1	0	0	0	7	2.0
2/15	Idaho State*		6	1-3	.333	0-1	.000	1-1	1.000	0	1	1	1	0	1	0	0	3	2.0
2/22	at Montana State*		6	0-1	.000	0-1	.000	1-2	.500	1	2	3	0	1	0	0	1	1	2.0
2/27	at Northern Arizona*		6	1-3	.333	1-2	.500	0-0	.000	0	1	1	1	0	2	1	0	3	2.0
2/29	at Sacramento State*		0+	0-0	.000	0-0	.000	0-0	.000	0	0	0	0	0	0	0	0	0	2.0
3/5	Northern Colorado*		3	0-0	.000	0-0	.000	0-0	.000	0	1	1	1	0	0	0	0	0	1.9
3/7	Southern Utah*		17	1-2	.500	1-1	1.000	1-3	.333	0	6	6	0	0	0	0	0	4	2.0

EGUN'S CAREER STATISTICS

SEASON	GP	GS	MIN	AVG	FG	FGA	PCT	3FG	3FGA	PCT	FT	FTA	PCT	OFF	DEF	TOT	AVG	PF	FO	AST	T/O	BLK	STL	PTS	AVG
2018-19					<i>Did Not Play - Redshirt Season</i>																				
2019-20	28	0	218	7.8	16	53	.302	9	26	.346	14	21	.667	5	47	52	1.9	34	0	9	18	4	5	55	2.0
TOTAL	28	0	218	7.8	16	53	.302	9	26	.346	14	21	.667	5	47	52	1.9	34	0	9	18	4	5	55	2.0



MONTANA BASKETBALL



13 | JETT BRIGENO

Freshman | Guard | 6-4/180 | Kent, Wash. (Kentridge H.S.)

MINUTES Season Career	STEALS Season Career
POINTS Season Career	FIELD GOALS Season Career
REBOUNDS Season Career	FIELD-GOAL ATTEMPTS Season Career
ASSISTS Season Career	THREE-POINTERS Season Career
BLOCKS Season Career	FREE THROWS Season Career

2019-20 GAME-BY-GAME STATISTICS

Date	Opponent	START	MIN	Total		3-Pointers		Free-Throws		Rebounds			PF	A	TO	BLK	STL	PTS	AVG
				FG-FGA	PCT	3FG-FGA	PCT	FT-FTA	PCT	OFF	DEF	TOT							
11/6	at Stanford				DNP														
11/10	MSU Northern				DNP														
11/16	at Arkansas				DNP														
11/18	Montana Tech				DNP														
11/22	at Washington				DNP														
11/25	Texas Southern				DNP														
11/29	Coppin State				DNP														
12/1	New Mexico				DNP														
12/6	North Dakota				DNP														
12/18	at Oregon				DNP														
12/21	at Omaha				DNP														
12/28	Northern Arizona*				DNP														
12/30	Sacramento State*				DNP														
1/2	at Southern Utah*				DNP														
1/4	at Northern Colorado*				DNP														
1/9	at Eastern Washington*				DNP														
1/13	Portland State*				DNP														
1/18	Idaho*				DNP														
1/23	at Idaho State*				DNP														
1/25	at Weber State*				DNP														
1/30	at Portland State*				DNP														
2/1	Montana State*				DNP														
2/6	Eastern Washington*				DNP														
2/8	at Idaho*				DNP														
2/13	Weber State*				DNP														
2/15	Idaho State*				DNP														
2/22	at Montana State*				DNP														
2/27	at Northern Arizona*				DNP														
2/29	at Sacramento State*				DNP														
3/5	Northern Colorado*				DNP														
3/7	Southern Utah*				DNP														

BRIGENO'S CAREER STATISTICS

SEASON	GP	GS	MIN	AVG	FG	FGA	PCT	3FG	3FGA	PCT	FT	FTA	PCT	OFF	DEF	TOT	AVG	PF	FO	AST	T/O	BLK	STL	PTS	AVG
2019-20	0	0	0	0.0	0	0	---	0	0	---	0	0	---	0	0	0	0.0	0	0	0	0	0	0	0	0.0
TOTAL	0	0	0	0.0	0	0	---	0	0	---	0	0	---	0	0	0	0.0	0	0	0	0	0	0	0.0	



MONTANA BASKETBALL



23 | MACK ANDERSON

Sophomore | Forward | 6-9/207 | Bozeman, Mont. (Bozeman H.S.)

MINUTES Season 27, at Weber State (1/25/20) Career Same	STEALS Season 1, on six occasions Career 1, on seven occasions
POINTS Season 15, at Idaho (2/8/20) Career Same	FIELD GOALS Season 6, at Idaho (2/8/20) Career 6, on two occasions
REBOUNDS Season 7, at Arkansas (11/16/19) Career Same	FIELD-GOAL ATTEMPTS Season 8, at Idaho (2/8/20) Career 8, on two occasions
ASSISTS Season 2, at Oregon (12/18/19) Career Same	THREE-POINTERS Season Career
BLOCKS Season 3, vs. Idaho State (2/14/20) Career 3, on two occasions	FREE THROWS Season 3, on two occasions Career Same

2019-20 GAME-BY-GAME STATISTICS

Date	Opponent	START	MIN	Total		3-Pointers		Free-Throws		Rebounds			PF	A	TO	BLK	STL	PTS	AVG
				FG-FGA	PCT	3FG-FGA	PCT	FT-FTA	PCT	OFF	DEF	TOT							
11/6	at Stanford	*	13	0-3	.000	0-0	.000	0-0	.000	0	1	1	3	0	0	1	0	0	0.0
11/10	MSU Northern	*	19	1-4	.250	0-0	.000	1-2	.500	3	3	6	1	0	1	0	1	3	1.5
11/16	at Arkansas	*	25	4-7	.571	0-0	.000	1-1	1.000	3	4	7	4	1	3	2	0	9	4.0
11/18	Montana Tech	*	13	1-3	.333	0-0	.000	0-1	.000	1	1	2	5	0	1	1	0	2	3.5
11/22	at Washington		12	0-2	.000	0-0	.000	2-2	1.000	1	0	1	4	0	1	0	0	2	3.2
11/25	Texas Southern		4	0-0	.000	0-0	.000	0-0	.000	0	0	0	1	0	0	0	0	0	2.7
11/29	Coppin State		1	0-0	.000	0-0	.000	0-0	.000	0	0	0	0	0	0	0	0	0	2.3
12/1	New Mexico		7	0-1	.000	0-0	.000	0-0	.000	0	1	1	3	0	0	1	0	0	2.0
12/6	North Dakota		10	0-0	.000	0-0	.000	1-3	.333	1	4	5	3	0	1	2	0	1	1.9
12/18	at Oregon		22	2-2	1.000	0-0	.000	0-2	.000	0	2	2	4	2	2	2	1	4	2.1
12/21	at Omaha	*	7	0-2	.000	0-0	.000	1-4	.250	1	1	2	2	0	0	0	0	1	2.0
12/28	Northern Arizona*	*	2	0-0	.000	0-0	.000	0-0	.000	0	0	0	1	0	2	0	0	0	1.8
12/30	Sacramento State*		1	0-0	.000	0-0	.000	0-0	.000	0	0	0	1	0	0	0	0	0	1.7
1/2	at Southern Utah*		4	0-0	.000	0-0	.000	0-0	.000	0	0	0	1	0	0	0	0	0	1.6
1/4	at Northern Colorado*		16	0-1	.000	0-0	.000	1-2	.500	0	1	1	3	0	0	0	1	1	1.5
1/9	at Eastern Washington*		17	4-5	.800	0-0	.000	0-0	.000	1	2	3	5	1	0	0	1	8	1.9
1/13	Portland State*		21	5-5	1.000	0-0	.000	0-2	.000	0	2	2	3	1	3	2	0	10	2.4
1/18	Idaho*		8	1-2	.500	0-0	.000	0-0	.000	1	1	2	1	0	1	0	0	2	2.4
1/23	at Idaho State*		11	2-3	.667	0-1	.000	1-1	1.000	0	0	0	5	0	1	1	0	5	2.5
1/25	at Weber State*		27	3-4	.750	0-0	.000	3-4	.750	2	0	2	3	1	0	1	0	9	2.9
1/30	at Portland State*		12	2-3	.667	0-0	.000	1-2	.500	1	0	1	1	0	1	1	0	5	3.0
2/1	Montana State*		13	0-0	.000	0-0	.000	2-2	1.000	1	2	3	2	0	2	0	0	2	2.9
2/6	Eastern Washington*		13	4-7	.571	0-0	.000	2-2	1.000	3	1	4	4	0	1	0	0	10	3.2
2/8	at Idaho*		19	6-8	.750	0-0	.000	3-3	1.000	2	2	4	3	0	0	0	1	15	3.7
2/13	Weber State*		16	0-0	.000	0-0	.000	0-0	.000	0	2	2	3	0	0	1	0	0	3.6
2/15	Idaho State*		19	2-4	.500	0-0	.000	0-0	.000	0	3	3	4	0	1	3	1	4	3.6
2/22	at Montana State*		7	1-2	.500	0-0	.000	0-0	.000	0	0	0	4	1	0	1	0	2	3.5
2/27	at Northern Arizona*		9	1-1	1.000	0-0	.000	0-0	.000	0	0	0	3	1	0	1	0	2	3.5
2/29	at Sacramento State*		12	1-3	.333	0-0	.000	1-2	.500	0	2	2	2	0	1	1	0	3	3.4
3/5	Northern Colorado*		3	1-2	.500	0-0	.000	0-0	.000	0	0	0	1	0	0	1	0	2	3.4
3/7	Southern Utah*		5	0-0	.000	0-0	.000	0-0	.000	0	1	1	3	0	0	0	0	0	3.3

ANDERSON'S CAREER STATISTICS

SEASON	GP	GS	MIN	AVG	FG	FGA	PCT	3FG	3FGA	PCT	FT	FTA	PCT	OFF	DEF	TOT	AVG	PF	FO	AST	T/O	BLK	STL	PTS	AVG
2018-19	28	0	239	8.5	27	41	.659	0	0	.000	9	20	.450	10	35	45	1.6	53	2	6	17	5	1	63	2.3
2019-20	31	6	369	11.9	41	74	.554	0	1	.000	20	35	.571	21	36	57	1.8	83	3	8	22	22	6	102	3.3
TOTAL	59	6	608	10.3	68	115	.591	0	1	.000	29	55	.527	31	71	102	1.7	136	5	14	39	27	7	165	2.8



MONTANA BASKETBALL



24 | FREDDY BROWN III

Sophomore | Guard | 6-2/172 | Seattle, Wash. (Nathan Hale H.S.)

MINUTES Season Career 6, vs. Idaho (2/7/19)	STEALS Season Career
POINTS Season Career 6, vs. Idaho (2/7/19)	FIELD GOALS Season Career 1, on five occasions
REBOUNDS Season 2, vs. Weber State (3/16/19) Career	FIELD-GOAL ATTEMPTS Season Career 2, on three occasions
ASSISTS Season Career	THREE-POINTERS Season Career 1, on four occasions
BLOCKS Season Career	FREE THROWS Season Career 3, vs. Idaho (2/7/19)

2019-20 GAME-BY-GAME STATISTICS

Date	Opponent	START	MIN	Total		3-Pointers		Free-Throws		Rebounds			PF	A	TO	BLK	STL	PTS	AVG
				FG-FGA	PCT	3FG-FGA	PCT	FT-FTA	PCT	OFF	DEF	TOT							
11/6	at Stanford				DNP														
11/10	MSU Northern				DNP														
11/16	at Arkansas				DNP														
11/18	Montana Tech				DNP														
11/22	at Washington				DNP														
11/25	Texas Southern				DNP														
11/29	Coppin State				DNP														
12/1	New Mexico				DNP														
12/6	North Dakota				DNP														
12/18	at Oregon				DNP														
12/21	at Omaha				DNP														
12/28	Northern Arizona*				DNP														
12/30	Sacramento State*				DNP														
1/2	at Southern Utah*				DNP														
1/4	at Northern Colorado*				DNP														
1/9	at Eastern Washington*				DNP														
1/13	Portland State*				DNP														
1/18	Idaho*				DNP														
1/23	at Idaho State*				DNP														
1/25	at Weber State*				DNP														
1/30	at Portland State*				DNP														
2/1	Montana State*				DNP														
2/6	Eastern Washington*				DNP														
2/8	at Idaho*				DNP														
2/13	Weber State*				DNP														
2/15	Idaho State*				DNP														
2/22	at Montana State*				DNP														
2/27	at Northern Arizona*				DNP														
2/29	at Sacramento State*				DNP														
3/5	Northern Colorado*				DNP														
3/7	Southern Utah*				DNP														

BROWN'S CAREER STATISTICS

SEASON	GP	GS	MIN	AVG	FG	FGA	PCT	3FG	3FGA	PCT	FT	FTA	PCT	OFF	DEF	TOT	AVG	PF	FO	AST	T/O	BLK	STL	PTS	AVG
2018-19	15	0	32	2.1	5	13	.385	4	8	.500	3	4	.750	3	2	5	0.3	3	0	1	2	0	0	17	1.1
2019-20	0	0	0	0.0	0	0	---	0	0	---	0	0	---	0	0	0	0.0	0	0	0	0	0	0	0	0.0
TOTAL	15	0	32	2.1	5	13	.385	4	8	.500	3	4	.750	3	2	5	0.3	3	0	1	2	0	0	17	1.1



MONTANA BASKETBALL



31 | MICHAEL STEADMAN

Senior | Forward | 6-10/231 | Union City, Calif. (San José State/James Logan H.S.)

MINUTES Season Career 45, vs. Air Force (1/26/19)	STEALS Season Career 1, on four occasions
POINTS Season Career 24, vs. Air Force (1/26/19)	FIELD GOALS Season Career 10, on two occasions
REBOUNDS Season Career 17, at Air Force (2/23/19)	FIELD-GOAL ATTEMPTS Season Career 20, vs. New Mexico (2/26/19)
ASSISTS Season Career 4, vs. San Diego State (2/2/19)	THREE-POINTERS Season Career 1, on four occasions
BLOCKS Season Career 4, vs. Southern Utah (11/10/18)	FREE THROWS Season Career 9, vs. Southern Utah (11/10/18)

2019-20 GAME-BY-GAME STATISTICS

Date	Opponent	START	MIN	Total		3-Pointers		Free-Throws		Rebounds			PF	A	TO	BLK	STL	PTS	AVG
				FG-FGA	PCT	3FG-FGA	PCT	FT-FTA	PCT	OFF	DEF	TOT							
11/6	at Stanford																		
11/10	MSU Northern																		
11/16	at Arkansas																		
11/18	Montana Tech																		
11/22	at Washington																		
11/25	Texas Southern																		
11/29	Coppin State																		
12/1	New Mexico																		
12/6	North Dakota																		
12/18	at Oregon																		
12/21	at Omaha																		
12/28	Northern Arizona*																		
12/30	Sacramento State*																		
1/2	at Southern Utah*																		
1/4	at Northern Colorado*																		
1/9	at Eastern Washington*																		
1/13	Portland State*																		
1/18	Idaho*																		
1/23	at Idaho State*																		
1/25	at Weber State*																		
1/30	at Portland State*																		
2/1	Montana State*																		
2/6	Eastern Washington*																		
2/8	at Idaho*																		
2/13	Weber State*																		
2/15	Idaho State*																		
2/22	at Montana State*																		
2/27	at Northern Arizona*																		
2/29	at Sacramento State*																		
3/5	Northern Colorado*																		
3/7	Southern Utah*																		

STEADMAN'S CAREER STATISTICS

SEASON	GP	GS	MIN	AVG	FG	FGA	PCT	3FG	3FGA	PCT	FT	FTA	PCT	OFF	DEF	TOT	AVG	PF	FO	AST	T/O	BLK	STL	PTS	AVG
2016-17																									
2017-18																									
2018-19*	31	29	945	30.5	169	350	.483	5	22	.227	65	106	.613	72	192	264	8.5	76	0	27	75	14	4	408	13.2
2019-20	0	0	0	0.0	0	0	---	0	0	---	0	0	---	0	0	0	0.0	0	0	0	0	0	0	0	0.0
UM TOTAL	0	0	0	0.0	0	0	---	0	0	---	0	0	---	0	0	0	0.0	0	0	0	0	0	0	0	0.0
DI TOTAL	31	29	945	30.5	169	350	.483	5	22	.227	65	106	.613	72	192	264	8.5	76	0	27	75	14	4	408	13.2

* Stats are from career at San José State



MONTANA BASKETBALL



32 | PETER JONES

RS-Sophomore | Forward | 6-8/210 | Seattle Wash. (O'Dea H.S.)

MINUTES Season 3, vs. Weber State (2/13/20) Career 3, on two occasions	STEALS Season Career
POINTS Season Career	FIELD GOALS Season Career
REBOUNDS Season 1, on two occasions Career 1, on five occasions	FIELD-GOAL ATTEMPTS Season Career
ASSISTS Season Career	THREE-POINTERS Season Career
BLOCKS Season Career	FREE THROWS Season Career

2019-20 GAME-BY-GAME STATISTICS

Date	Opponent	START	MIN	Total		3-Pointers		Free-Throws		Rebounds			PF	A	TO	BLK	STL	PTS	AVG
				FG-FGA	PCT	3FG-FGA	PCT	FT-FTA	PCT	OFF	DEF	TOT							
11/6	at Stanford				DNP														
11/10	MSU Northern				DNP														
11/16	at Arkansas				DNP														
11/18	Montana Tech				DNP														
11/22	at Washington				DNP														
11/25	Texas Southern				DNP														
11/29	Coppin State				DNP														
12/1	New Mexico				DNP														
12/6	North Dakota				DNP														
12/18	at Oregon				DNP														
12/21	at Omaha				DNP														
12/28	Northern Arizona*				DNP														
12/30	Sacramento State*				DNP														
1/2	at Southern Utah*				DNP														
1/4	at Northern Colorado*				DNP														
1/9	at Eastern Washington*				DNP														
1/13	Portland State*				DNP														
1/18	Idaho*				DNP														
1/23	at Idaho State*				DNP														
1/25	at Weber State*				DNP														
1/30	at Portland State*				DNP														
2/1	Montana State*		1	0-0	.000	0-0	.000	0-0	.000	0	0	0	0	0	0	0	0	0	0.0
2/6	Eastern Washington*				DNP														
2/8	at Idaho*				DNP														
2/13	Weber State*		3	0-1	.000	0-0	.000	0-0	.000	0	1	1	0	0	0	0	0	0	0.0
2/15	Idaho State*				DNP														
2/22	at Montana State*				DNP														
2/27	at Northern Arizona*				DNP														
2/29	at Sacramento State*		0+	0-0	.000	0-0	.000	0-0	.000	0	1	1	0	0	0	0	0	0	0.0
3/5	Northern Colorado*				DNP														
3/7	Southern Utah*				DNP														

JONES' CAREER STATISTICS

SEASON	GP	GS	MIN	AVG	FG	FGA	PCT	3FG	3FGA	PCT	FT	FTA	PCT	OFF	DEF	TOT	AVG	PF	FO	AST	T/O	BLK	STL	PTS	AVG	
2017-18	Did Not Play - Redshirt Season																									
2018-19	6	0	7	1.2	0	0	.000	0	0	.000	0	0	.000	0	3	3	0.5	1	0	0	0	0	0	0	0.0	
2019-20	3	0	4	1.3	0	1	.000	0	0	.000	0	0	.000	0	2	2	0.7	0	0	0	0	0	0	0	0.0	
TOTAL	9	0	11	1.2	0	1	.000	0	0	.000	0	0	.000	0	5	5	0.6	1	0	0	0	0	0	0	0.0	



MONTANA BASKETBALL



33 | JARED SAMUELSON

Senior | Forward | 6-7/215 | Billings, Mont. (Rocky Mountain College/Billings West H.S.)

MINUTES Season 32, vs. Idaho (1/18/20) Career Same	STEALS Season 2, on two occasions Career 2, on four occasions
POINTS Season 23, vs. Idaho (1/18/20) Career Same	FIELD GOALS Season 9, on three occasions Career Same
REBOUNDS Season 8, on two occasions Career Same	FIELD-GOAL ATTEMPTS Season 15, vs. Idaho (1/18/20) Career Same
ASSISTS Season 2, vs. Sacramento State (12/30/19) Career 2, on two occasions	THREE-POINTERS Season 5, vs. Idaho (1/18/20) Career Same
BLOCKS Season 3, vs. Sacramento State (12/30/19) Career Same	FREE THROWS Season 3, on three occasions Career 6, at Northern Arizona (2/11/17)

2019-20 GAME-BY-GAME STATISTICS

Date	Opponent	START	MIN	Total		3-Pointers		Free-Throws		Rebounds			PF	A	TO	BLK	STL	PTS	AVG
				FG-FGA	PCT	3FG-FGA	PCT	FT-FTA	PCT	OFF	DEF	TOT							
11/6	at Stanford				DNP														
11/10	MSU Northern				DNP														
11/16	at Arkansas				DNP														
11/18	Montana Tech				DNP														
11/22	at Washington		8	0-3	.000	0-0	.000	0-0	.000	0	1	1	2	0	0	0	0	0	0.0
11/25	Texas Southern		14	1-4	.250	0-1	.000	1-2	.500	0	3	3	1	0	0	0	0	3	1.5
11/29	Coppin State		9	1-3	.333	0-0	.000	0-0	.000	1	1	2	0	1	0	0	0	2	1.7
12/1	New Mexico		10	0-2	.000	0-0	.000	0-0	.000	0	1	1	1	0	0	0	0	0	1.3
12/6	North Dakota		18	3-6	.500	0-0	.000	0-0	.000	1	1	2	1	1	0	1	2	6	2.2
12/18	at Oregon		12	1-2	.500	1-1	1.000	0-0	.000	0	1	1	0	0	0	0	1	3	2.3
12/21	at Omaha	*	13	0-3	.000	0-0	.000	0-0	.000	0	2	2	1	0	0	0	0	0	2.0
12/28	Northern Arizona*		10	4-4	1.000	0-0	.000	1-2	.500	0	1	1	1	0	1	0	0	9	2.9
12/30	Sacramento State*	*	30	6-12	.500	2-4	.500	0-0	.000	3	5	8	3	2	0	3	1	14	4.1
1/2	at Southern Utah*	*	26	9-14	.643	3-4	.750	0-0	.000	0	2	2	4	1	1	0	0	21	5.8
1/4	at Northern Colorado*	*	23	3-7	.429	2-5	.400	0-0	.000	1	3	4	0	0	3	0	1	8	6.0
1/9	at Eastern Washington*	*	13	3-6	.500	1-1	1.000	1-1	1.000	1	1	2	1	0	0	0	1	8	6.2
1/13	Portland State*	*	9	2-2	1.000	0-0	.000	0-0	.000	0	0	0	1	0	1	0	0	4	6.0
1/18	Idaho*	*	32	9-15	.600	5-9	.556	0-0	.000	0	3	3	3	1	2	0	1	23	10.0
1/23	at Idaho State*	*	24	6-8	.750	1-1	1.000	3-4	.750	2	5	7	4	0	1	2	2	16	7.8
1/25	at Weber State*	*	15	2-3	.667	0-0	.000	0-0	.000	0	3	3	2	1	0	0	0	4	7.6
1/30	at Portland State*	*	5	1-2	.500	0-0	.000	0-0	.000	0	1	1	0	0	2	0	0	2	7.2
2/1	Montana State*	*	4	1-1	1.000	1-1	1.000	0-0	.000	1	1	2	4	0	1	1	0	3	7.0
2/6	Eastern Washington*	*	16	4-8	.500	1-2	.500	0-0	.000	0	2	2	5	1	1	0	1	9	7.1
2/8	at Idaho*	*	17	2-4	.500	0-1	.000	3-3	1.000	1	2	3	2	0	0	0	0	7	7.1
2/13	Weber State*	*	15	0-2	.000	0-0	.000	1-2	.500	0	2	2	1	0	0	1	1	1	6.8
2/15	Idaho State*	*	21	6-7	.857	0-0	.000	0-0	.000	1	2	3	1	0	0	1	0	12	7.0
2/22	at Montana State*	*	22	4-7	.571	0-1	.000	2-2	1.000	2	5	7	4	0	0	0	1	10	7.2
2/27	at Northern Arizona*	*	28	9-12	.750	1-1	1.000	0-0	.000	1	3	4	0	0	1	0	0	19	7.7
2/29	at Sacramento State*	*	25	6-11	.545	0-3	.000	2-2	1.000	0	2	2	4	1	1	0	0	14	7.9
3/5	Northern Colorado*	*	19	4-8	.500	0-2	.000	0-0	.000	2	6	8	4	0	0	0	0	8	7.9
3/7	Southern Utah*	*	25	4-8	.500	1-4	.250	3-4	.750	0	2	2	4	0	1	0	0	12	8.1

SAMUELSON'S CAREER STATISTICS

SEASON	GP	GS	MIN	AVG	FG	FGA	PCT	3FG	3FGA	PCT	FT	FTA	PCT	OFF	DEF	TOT	AVG	PF	FO	AST	T/O	BLK	STL	PTS	AVG		
2015-16																											
Did Not Play - Redshirt Season																											
2016-17	32	1	367	11.5	65	114	.570	1	3	.333	33	49	.673	30	46	76	2.4	55	1	11	21	11	10	164	5.1		
2017-18	Played at Rocky Mountain College (NAIA)																										
2018-19	Played at Rocky Mountain College (NAIA)																										
2019-20	27	20	464	17.2	91	164	.555	19	41	.463	17	22	.773	17	61	78	2.9	54	1	9	16	9	12	218	8.1		
TOTAL	59	21	831	14.1	156	278	.561	20	44	.455	50	71	.704	47	107	154	2.6	109	2	20	37	20	22	382	6.5		



MONTANA BASKETBALL



35 | DERRICK CARTER-HOLLINGER

Freshman | Forward | 6-5/207 | El Cajon, Calif. (Foothills Christian H.S.)

MINUTES Season 35, at Portland State (1/30/20) Career Same	STEALS Season 2, vs. Texas Southern (11/25/19) Career Same
POINTS Season 20, at Eastern Washington (1/9/20) Career Same	FIELD GOALS Season 9, at Eastern Washington (1/9/20) Career Same
REBOUNDS Season 14, at Eastern Washington (1/9/20) Career Same	FIELD-GOAL ATTEMPTS Season 12, at Eastern Washington (1/9/20) Career Same
ASSISTS Season 5, vs. Montana State (2/1/20) Career Same	THREE-POINTERS Season 2, at Eastern Washington (1/9/20) Career Same
BLOCKS Season 4, on two occasions Career Same	FREE THROWS Season 4, on two occasions Career Same

2019-20 GAME-BY-GAME STATISTICS

Date	Opponent	START	MIN	Total		3-Pointers		Free-Throws		Rebounds			PF	A	TO	BLK	STL	PTS	AVG
				FG-FGA	PCT	3FG-FGA	PCT	FT-FTA	PCT	OFF	DEF	TOT							
11/6	at Stanford		28	5-6	.833	1-1	1.000	4-5	.800	3	3	6	3	0	1	1	1	15	15.0
11/10	MSU Northern		16	3-4	.750	0-0	.000	0-0	.000	1	2	3	0	1	1	1	0	6	10.5
11/16	at Arkansas		26	3-5	.600	0-0	.000	2-4	.500	2	3	5	2	0	1	1	0	8	9.7
11/18	Montana Tech	*	18	2-6	.333	0-0	.000	0-0	.000	1	4	5	3	0	0	0	1	4	8.3
11/22	at Washington	*	22	1-4	.250	0-0	.000	1-2	.500	2	4	6	5	0	3	0	1	3	7.2
11/25	Texas Southern	*	22	5-7	.714	0-0	.000	0-0	.000	1	4	5	4	0	2	1	2	10	7.7
11/29	Coppin State	*	28	5-7	.714	0-0	.000	0-1	.000	4	6	10	2	2	1	1	1	10	8.0
12/1	New Mexico	*	31	3-4	.750	0-1	.000	1-2	.500	1	4	5	5	0	2	1	0	7	7.9
12/6	North Dakota	*	18	3-4	.750	0-0	.000	0-0	.000	2	1	3	4	2	0	0	0	6	7.7
12/18	at Oregon	*	20	2-5	.400	0-0	.000	1-2	.500	0	1	1	2	1	1	0	0	5	7.4
12/21	at Omaha		5	0-2	.000	0-1	.000	0-0	.000	0	0	0	2	0	0	0	0	0	6.7
12/28	Northern Arizona*		23	3-4	.750	0-0	.000	2-2	1.000	2	5	7	4	1	1	0	0	8	6.8
12/30	Sacramento State*		6	0-3	.000	0-0	.000	0-0	.000	1	0	1	2	0	1	0	1	0	6.3
1/2	at Southern Utah*		8	0-1	.000	0-0	.000	0-0	.000	0	4	4	2	2	0	1	0	0	5.9
1/4	at Northern Colorado*		22	4-6	.667	1-2	.500	1-2	.500	1	4	5	0	0	1	0	0	10	6.1
1/9	at Eastern Washington*		30	9-12	.750	2-2	1.000	0-0	.000	4	10	14	4	2	2	4	0	20	7.0
1/13	Portland State*		34	6-7	.857	1-2	.500	0-1	.000	1	3	4	3	2	1	2	1	13	7.4
1/18	Idaho*		26	3-5	.600	0-1	.000	0-0	.000	2	5	7	5	2	2	4	0	6	7.9
1/23	at Idaho State*		12	2-3	.667	0-0	.000	0-0	.000	1	1	2	3	0	1	1	0	4	7.1
1/25	at Weber State*		24	0-2	.000	0-0	.000	1-2	.500	2	2	4	5	0	1	2	1	1	6.8
1/30	at Portland State*		35	6-7	.857	1-2	.500	4-4	1.000	1	4	5	3	0	2	1	1	17	7.3
2/1	Montana State*	*	32	3-4	.750	1-1	1.000	0-0	.000	1	8	9	3	5	1	0	0	7	7.3
2/6	Eastern Washington*	*	26	3-4	.750	1-1	1.000	0-1	.000	1	2	3	4	3	1	0	0	7	7.3
2/8	at Idaho*	*	24	2-3	.667	0-0	.000	2-2	1.000	0	3	3	2	0	0	0	1	6	7.2
2/13	Weber State*	*	24	1-3	.333	0-0	.000	0-0	.000	0	1	1	4	2	2	1	0	2	7.0
2/15	Idaho State*	*	18	0-3	.000	0-1	.000	0-0	.000	1	3	4	2	2	1	1	0	0	6.7
2/22	at Montana State*	*	28	3-4	.750	0-0	.000	0-0	.000	2	3	5	2	1	2	1	1	6	6.7
2/27	at Northern Arizona*	*	22	2-6	.333	0-1	.000	0-0	.000	0	3	3	4	2	2	0	1	4	6.6
2/29	at Sacramento State*	*	21	1-3	.333	0-0	.000	0-1	.000	0	5	5	3	1	0	0	0	2	6.4
3/5	Northern Colorado*	*	34	6-11	.545	1-3	.333	2-2	1.000	2	6	8	2	2	2	0	0	15	6.7
3/7	Southern Utah*	*	25	3-4	.750	0-0	.000	0-0	.000	0	8	8	5	0	0	0	0	6	6.7

GARTER-HOLLINGER'S CAREER STATISTICS

SEASON	GP	GS	MIN	AVG	FG	FGA	PCT	3FG	3FGA	PCT	FT	FTA	PCT	OFF	DEF	TOT	AVG	PF	FO	AST	T/O	BLK	STL	PTS	AVG
2019-20	31	17	708	22.8	89	149	.597	9	19	.474	21	33	.636	39	112	151	4.9	94	5	33	36	24	13	208	6.7
TOTAL	31	17	708	22.8	89	149	.597	9	19	.474	21	33	.636	39	112	151	4.9	94	5	33	36	24	13	208	6.7





2020 Big Sky Conference Men's Basketball Championship

March 11-14
CenturyLink Arena - Boise, Idaho



Wednesday March 11 **Thursday** March 12 **Friday** March 13 **Saturday** March 14

