

# MONTANA BASKETBALL



Game Notes #8 | Dec. 6, 2018 | Contact: Nic Hallisey, Assistant SID | 970/231-4789 | nic.hallisey@umontana.edu

## SCHEDULE

Date	Opponent	Time/Result
Nov. 9	Georgia State	W, 81-74
Nov. 12	Montana Tech	W, 79-55
Nov. 16	vs. Incarnate Word <sup>§</sup>	W, 93-66
Nov. 17	vs. Miami (Ohio) <sup>§</sup>	W, 73-71
Nov. 18	vs. Georgia Southern <sup>§</sup>	L, 80-77
Nov. 28	at Creighton	L, 98-72
Dec. 3	College of Idaho	W, 80-52
Dec. 8	at UC Irvine	8 p.m.
Dec. 17	North Dakota State	7 p.m.
Dec. 19	at Arizona	6:30 p.m.
Dec. 22	at South Dakota State	6 p.m.
Dec. 29	at Northern Arizona*	2 p.m.
Dec. 31	at Southern Utah*	6:30 p.m.
Jan. 3	Sacramento State*	7 p.m.
Jan. 5	Portland State*	7 p.m.
Jan. 10	at Eastern Washington*	7 p.m.
Jan. 12	at Northern Colorado*	2 p.m.
Jan. 19	at Idaho*	8 p.m.
Jan. 24	Idaho State*	7 p.m.
Jan. 26	Weber State*	7 p.m.
Feb. 2	at Montana State*	7 p.m.
Feb. 7	Idaho*	7 p.m.
Feb. 9	Eastern Washington*	7 p.m.
Feb. 14	at Weber State*	7 p.m.
Feb. 16	at Idaho State*	7 p.m.
Feb. 23	Montana State*	7 p.m.
Feb. 25	Northern Colorado*	7 p.m.
March 2	Southern Utah*	7 p.m.
March 4	Northern Arizona*	7 p.m.
March 7	at Portland State*	8 p.m.
March 9	at Sacramento State*	8 p.m.
March 13	Big Sky Championship [First Round] <sup>^</sup>	TBD
March 14	Big Sky Championship [Quarterfinals] <sup>^</sup>	TBD
March 15	Big Sky Championship [Semifinals] <sup>^</sup>	TBD
March 16	Big Sky Championship [Finals] <sup>^</sup>	6 p.m.

All start times listed as Mountain Time

<sup>§</sup> Islands of the Bahamas Showcase (Nassau, Bahamas)

\* Big Sky Conference game

<sup>^</sup> Big Sky Championship (Boise, Idaho)

## MONTANA AT UC IRVINE

SATURDAY, DEC. 8 / 8 P.M. (MT) / IRVINE, CALIF. / BREN EVENTS CENTER (5,000)



### MONTANA GRIZZLIES

2018-19 Record ..... 5-2 (0-0 Big Sky)  
 2017-18 Record ..... 26-8 (16-2 Big Sky)  
 2017-18 Record ..... NCAA First Round  
 Head Coach ..... Travis DeCuire (5th Season)  
 Record at UM ..... 88-51 (55-17 BSC)  
 Career Record ..... Same

### STATISTICAL LEADERS

Minutes/Game ..... M. Oguine (31.0)  
 Points/Game ..... A. Rorie (15.9)  
 Rebounds/Game ..... M. Oguine (5.7)  
 Three-Pointers ..... K. Manuel (14)  
 Assists ..... A. Rorie (29)  
 Blocks ..... M. Oguine (7)  
 Steals ..... S. Pridgett (11)



### UC IRVINE ANTEATERS

2018-19 Record ..... 8-2 (0-0 Big West)  
 2017-18 Record ..... 18-17 (11-5 Big West)  
 2017-18 Postseason ..... Big West Finals  
 Head Coach ..... Russell Turner, 9th Season  
 Record at UC Irvine ..... 165-124  
 Career Record ..... Same

### STATISTICAL LEADERS

Minutes/Game ..... J. Edgar Jr. (26.1)  
 Points/Game ..... J. Edgar Jr. (9.3)  
 Rebounds/Game ..... J. Galloway (8.5)  
 Three-Pointers ..... M. Hazzard (17)  
 Assists ..... E. Worku (26)  
 Blocks ..... E. Jones (17)  
 Steals ..... R. Cartwright (12)

## BY THE NUMBERS

MONTANA			UC IRVINE		
Rank	Avg	Category	Avg	Rank	
89	79.3	Points/Game	71.4	248	
165	70.9	Opp. Points/Game	65.1	56	
108	+8.4	Scoring Margin	+6.3	146	
1	.532	FG%	.447	189	
152	.426	Opp. FG%	.390	46	
66	.377	3FG%	.333	203	
266	.359	Opp. 3FG%	.346	232	
322	.624	FT%	.675	230	
336	30.9	Rebounds/Game	39.9	55	
261	-1.7	Rebounding Margin	+5.5	70	
121	14.7	Assists/Game	12.1	256	
159	13.3	Turnovers/Game	11.9	70	
108	+1.9	Turnover Margin	+0.1	197	
120	1.1	Assist/Turnover Ratio	1.0	161	
118	7.1	Steals/Game	6.5	168	
106	4.0	Blocks/Game	4.3	84	

## GAME COVERAGE

**Stream:** www.BigWest.TV

**Audio:** Montana Grizzly Radio Network

..... KGVO (1290 AM/98.3 FM)

..... bit.ly/grizlisten or TuneIn app

..... PxP: Riley Corcoran

**Live Stats:** GoGriz.com

**Twitter:** @MontanaGrizBB

## SERIES HISTORY

**Overall:** 3-4

**In Missoula:** 3-1

**In Irvine:** 0-2

**Neutral:** 0-1

## GRIZ HOOPS ROSTER

No.	Name	Year	Pos.	Ht.	Wt.	Hometown (Previous School)	GP-GS	PPG	RPG	AST	BLK	STL
0	Michael Oguine	Sr.	G	6-2	180	Los Angeles, Calif. (Chaminade Prep H.S.)	7-7	15.0	5.7	23	7	7
1	Timmy Falls	So.	G	6-2	165	Dublin, Calif. (Dublin H.S.)	5-3	6.2	1.4	14	2	8
2	Donaven Dorsey	R-Sr.	G	6-7	216	Lacey, Wash. (Washington/Timberline H.S.)	7-2	6.0	1.1	4	2	3
3	Freddy Brown III	Fr.	G	6-2	164	Seattle, Wash. (Nathan Hale H.S.)	5-0	0.6	0.2	0	0	0
4	Sayeed Pridgett	Jr.	G	6-5	200	Oakland, Calif. (El Cerrito H.S.)	7-7	14.4	4.6	11	5	11
10	Eddy Egun	Fr.	G	6-4	185	Woodland Hills, Calif. (El Camino Real H.S.)	--	--	--	--	--	--
12	Kendal Manuel	R-Jr.	G	6-4	177	Billings, Mont. (Oregon State/Skyview H.S.)	7-0	9.9	2.6	10	0	6
13	Ben Carter	Fr.	F	6-10	282	Adelaide, Australia (Sacred Heart College)	2-0	1.0	1.0	0	0	0
14	Ahmaad Rorie	R-Sr.	G	6-1	183	Tacoma, Wash. (Oregon/Lincoln H.S.)	7-7	15.9	3.3	29	1	7
15	Jamar Akoh	R-Sr.	F	6-8	253	Rancho Cucamonga, Calif. (Cal State Fullerton/Los Osos H.S.)	1-1	22.0	8.0	1	0	2
23	Mack Anderson	Fr.	F	6-9	202	Bozeman, Mont. (Bozeman H.S.)	5-0	3.6	2.0	2	3	0
24	Bobby Moorehead	Sr.	G	6-7	192	Tacoma, Wash. (Stadium H.S.)	7-7	5.7	4.1	7	3	5
32	Peter Jones	R-Fr.	F	6-8	218	Seattle, Wash. (O'Dea H.S.)	4-0	0.0	0.5	0	0	0
33	Kelby Kramer	R-Fr.	C	6-10	237	Rock Springs, Wyo. (Rock Springs H.S.)	6-1	1.8	1.8	2	5	1
34	Tony Miller	Jr.	F	6-6	215	Woodinville, Wash. (Seattle Pacific/Woodinville H.S.)	--	--	--	--	--	--

**Head Coach:** Travis DeCuire (Montana, '94), Fifth Season

**Associate Head Coach:** Chris Cobb (Menlo College, '09), Fifth Season

**Assistant Coach:** Jay Flores (Chico State, '12), Third Season

**Assistant Coach:** Rachi Wortham (Eastern Washington, '06), Third Season

**Graduate Assistants:** Jesse Bartels, Anderson Clarke



## MONTANA BASKETBALL

**Michael Oguine**

Sr. • G • 6-2/180  
Los Angeles, Calif.  
Chaminade Prep H.S.

**0****Timmy Falls**


So. • G • 6-2/165  
Dublin, Calif.  
Dublin H.S.

**1****Donaven Dorsey**

R-Sr. • G • 6-7/216  
Lacey, Wash.  
Washington/Timberline H.S.

**2****Freddy Brown III**

Fr. • G • 6-2/164  
Seattle, Wash.  
Nathan Hale H.S.

**3****Sayeed Pridgett**

Jr. • G • 6-5/200  
Oakland, Calif.  
El Cerrito H.S.

**4****Eddy Egun**

Fr. • G • 6-4/185  
Woodland Hills, Calif.  
El Camino Real H.S.

**10****Kendal Manuel**

R-Jr. • G • 6-4/177  
Billings, Mont.  
Oregon State/Skyview H.S.

**12****Ben Carter**

Fr. • F • 6-10/282  
Adelaide, Australia  
Sacred Heart College

**13****Ahmaad Rorie**

R-Sr. • G • 6-1/183  
Tacoma, Wash.  
Oregon/Lincoln H.S.

**14****Jamar Akoh**

R-JS. • F • 6-8/253  
Rancho Cucamonga, Calif.  
Cal State Fullerton/Los Osos H.S.

**15****Mack Anderson**

Fr. • F • 6-9/202  
Bozeman, Mont.  
Bozeman H.S.

**23****Bobby Moorehead**

Sr. • G • 6-7/192  
Tacoma, Wash.  
Stadium H.S.

**24****Peter Jones**

R-Fr. • F • 6-8/218  
Seattle, Wash.  
O'Dea H.S.

**32****Kelby Kramer**

R-Fr. • C • 6-10/237  
Rock Springs, Wyo.  
Rock Springs H.S.

**33****Tony Miller**

Jr. • F • 6-6/215  
Woodinville, Wash.  
Seattle Pacific/Woodinville H.S.

**34****Travis DeCuire**

Head Coach  
5th Season  
Montana, 1994

**Chris Cobb**

Associate Head Coach  
5th Season  
Menlo College, 2009

**Jay Flores**

Assistant Coach  
3rd Season  
Chico State, 2012

**Rachi Wortham**

Assistant Coach  
3rd Season  
Eastern Washington, 2006



## MONTANA BASKETBALL



## THE LAST TIME OUT...

## Game #6

Nov. 28, 2018

Omaha, Neb.



80



52

## College of Idaho 52 • 13-1

#	Player		Total		3-Ptr		Rebounds			PF	TP	A	TO	Blk	Stl	Min	
			FG	FGA	FG	FGA	FT	FTA	Off								Def
03	BRUNNER, Jake	f	1-4	0-1	0-0	1	2	3	1	2	2	3	0	0	0	21	
25	MEYERS, Matt	f	1-7	0-1	4-4	4-4	4	4	8	0	6	0	3	0	0	19	
11	PINCKNEY, Talon	g	0-3	0-2	0-0	1	1	2	1	0	0	3	0	0	2	14	
22	PALU-THOMPSON, Keun	g	2-8	1-3	0-1	0	1	1	1	5	1	0	0	0	0	14	
31	BRUNEEL, Nate	g	1-7	0-4	0-0	1	2	3	1	2	0	0	0	0	0	19	
00	GALLOWAY, Jalen		1-6	0-2	0-0	2	3	5	1	2	0	2	0	0	0	14	
01	BERRYHILL, Gibson		3-7	3-5	0-0	0	1	1	1	9	2	0	0	0	0	17	
02	SAUNDERS, Justin		3-6	2-4	2-2	1	0	1	1	10	0	1	0	1	1	18	
05	WEBSTER, Daniel		2-2	0-0	0-0	0	0	0	0	2	4	0	1	0	1	10	
12	MILES-WILLIAMS, Ivor		3-3	0-0	0-0	0	3	3	2	6	0	0	0	1	1	12	
14	WADSWORTH, Derek		0-2	0-1	0-0	0	0	0	0	1	0	0	0	0	0	12	
15	DESAULNIERS, Connor		1-3	0-0	0-0	0	1	2	2	2	1	2	0	0	0	17	
30	MODROW, Kameron		1-4	1-4	0-0	1	2	3	0	3	0	0	0	0	0	8	
32	RUSSELL, Jacob		0-2	0-0	1-2	0	0	0	1	1	0	0	0	0	2	5	
Team							4	1	5								
Totals			19-64	7-27	7-9	7-9	16	21	37	15	52	6	16	1	7	200	
FG % 1st Half: 7-32			21.9%	2nd half: 12-32			37.5%	Game: 19-64			29.7%	Deadball					
3FG % 1st Half: 4-14			28.6%	2nd half: 3-13			23.1%	Game: 7-27			25.9%	Rebounds					
FT % 1st Half: 4-4			100.0%	2nd half: 3-5			60.0%	Game: 7-9			77.8%	0					

## Montana 80 • 5-2

		Total			3-Ptr		Rebounds										
#	Player		FG-FGA	FG-FGA	FT-FTA	Off	Def	Tot	PF	TP	A	TO	Blk	Stl	Min		
33	KRAMER, Kelby	c	1-2	0-0	0-0	1	5	6	1	2	0	0	3	1	22		
00	OGUINE, Michael	g	3-6	0-2	0-2	2	2	4	2	6	1	1	3	0	23		
04	PRIDGETT, Sayeed	g	8-10	0-0	1-2	2	6	8	0	17	3	3	0	0	24		
14	RORIE, Ahmaad	g	7-11	3-5	0-0	0	3	3	0	17	7	1	0	1	29		
24	MOOREHEAD, Bobby	g	5-9	3-7	1-2	0	3	3	1	14	2	0	0	0	19		
01	FALLS, Timmy	g	4-5	1-2	2-2	0	3	3	2	11	3	4	1	3	29		
02	DORSEY, Donaven		0-1	0-1	0-0	0	1	1	0	0	0	0	0	0	14		
03	BROWN, Freddy		0-2	0-0	0-0	1	0	1	1	0	0	0	0	0	2		
12	MANUEL, Kendal		2-6	2-6	2-2	0	2	2	0	8	2	1	0	1	20		
13	CARTER, Ben		0-0	0-0	0-0	0	1	1	0	0	0	0	0	0	1		
23	ANDERSON, Mack		2-4	0-0	1-3	0	1	1	1	5	0	2	3	0	16		
32	JONES, Peter		0-0	0-0	0-0	0	0	0	0	0	0	0	0	0	1		
Team						1	4	5									
Totals			32-56	9-23	7-13	7	31	38	8	80	18	12	10	6	200		
FG % 1st Half: 20-30		66.7%	2nd half: 12-26		46.2%	Game: 32-56		57.1%	Deadball								
3FG % 1st Half: 8-13		61.5%	2nd half: 1-10		10.0%	Game: 9-23		39.1%	Rebounds								
FT % 1st Half: 0-2		0.0%	2nd half: 7-11		63.6%	Game: 7-13		53.8%	2								


Officials: Kevin Brill, Scott Brown, Brent Watts  
 Technical fouls: College of Idaho-None. Montana-None.  
 Attendance: 3040

Score by periods	1st	2nd	Total
College of Idaho	22	30	52
Montana	48	32	80

Points	In	Off	2nd	Fast	Bench
COI	18	16	11	2	37
UM	34	21	8	6	24

Last FG - COI 2nd-00:31, UM 2nd-05:56.  
 Largest lead - COI None, UM by 34 2nd-10:35.  
 COI led for 00:00. UM led for 38:28. Game was tied for 01:02.

Score tied - 0 times.  
 Lead changed - 0 times.



## GRIZ GET BACK ON TRACK WITH DOMINANT VICTORY

**MISSOULA, Mont.** – The Grizzlies got exactly what they needed on Monday night: a solid performance on both sides of the ball to get back in the win column. Following back-to-back losses, Montana earned an 80-52 win over the College of Idaho. On offense, Montana shined, shooting 57.1 percent, including nine three-pointers and 48 points in the first half. On defense, the Grizzlies limited the Yotes to 29.7 percent shooting and blocked 10 shots – the team's highest total since December 2010.

Montana led by as many as 34 points and never trailed.

The Yotes missed their first 8 field-goal attempts and turned the ball over five times in the first 7 minutes. By the time they made their first shot from the floor, Montana had built a 12-point lead, which ballooned to scores of 32-10 following back-to-back treys and 48-20 following another three late in the half.

Montana led by at least 25 points the entire second half, despite not making a field goal over the final 6 minutes. Four Grizzlies were in double figures, including Sayeed Pridgett (17 points on 8-of-10 shooting, plus eight rebounds) and Ahmaad Rorie (17 points and seven assists). Bobby Moorehead had a season-high 14 points, while Timmy Falls made his return to the court, adding 11 points, three assists and a team-high three steals.

Redshirt freshman Kelby Kramer made his first career start, logging 22 minutes and bringing down six rebounds, in addition to three blocked shots and one steal. He was ready to go from the start, tallying three rebounds, a steal and a blocked shot in the first 3 minutes of game action.

## Game Notes

- The Grizzlies entered Monday ranked eighth in NCAA Division I for shooting and increased their season average by making 57.1 percent of their shots vs. COI (36-of-56). It marked the sixth consecutive game Montana has made at least half of its shots.
- Montana's 48 first-half points were a season high.
- Montana built a 39-15 lead 16:23 into the first half on a three-pointer from Ahmaad Rorie. At that point, Montana had already made seven three-pointers (7-of-12).
- In addition to his 17 points, Rorie finished with a season-high seven assists (all in the first half). As a team, Montana had assists on 18 of its 32 made baskets (56.3 percent).
- Montana's 10 blocked shots were its most since recording a dozen vs. Great Falls on Dec. 9, 2010. Mack Anderson, Kelby Kramer and Michael Oguine each had three.
- In the first half, Montana shot 66.7 percent from the floor (20-of-30) compared to 21.9 percent for COI (7-of-32).
- Montana used 12 players in the win.
- Montana improved to 8-0 in non-Division-I games under Travis DeCuire.

## Quoting DeCuire

(on his team's performance overall)

"We did a far better job tonight. Backs against the wall, you're always going to do a little better; you're going to be more desperate. We had some hard practices this week, and I thought we responded well."

(on his team's 18 assists)

"When you do things the right way and your intent is in the right place, good things happen to you. There were times where Ahmaad (Rorie) comes down, turns down an OK shot and the ball comes right back to him after everyone else touches it once or twice. Sayeed (Pridgett), inside out in the high post, all of a sudden he gets uncontested shots and layups. It gets contagious when you do the right things and have the right mindset."

(on Falls returning to the lineup)

"He's selfless. I think back to when he had just hit a three in the corner and gets the ball in the other corner, wide open, and makes the extra pass to Ahmaad because Ahmaad had already made a couple. He's a guy who passes really well, but is also more excited about passing than shooting. When you have a team that has as many weapons as we have and take that out of the lineup, you struggle."

(on Kramer's first career start)

I thought the best thing he did was he finished the game with 22 minutes and just one foul. That had been an issue for him, where if the ball got into the paint he felt like if he got scored on he was in trouble. So he'd do anything to get the ball. I thought he did a good job holding his position. Six rebounds for him were huge, and something we needed. I thought we need a little more size in the middle, not just tonight but in the future too, so we went with him."



# MONTANA BASKETBALL



## OFFENSE VS. DEFENSE HIGHLIGHTS PREMIER MID-MAJOR MATCHUP

When Montana and UC Irvine met on the hardwood in December 2017, it was a turning point for the Grizzlies. The team entered the pre-Christmas homestand with a 5-4 record through a difficult non-conference schedule, but beat UC Riverside on Dec. 17, before dismantling the Anteaters two nights later.

Montana would lose just once more over the next nine weeks, jumping out to a 13-0 start to Big Sky play.

At the time, Travis DeCuire said it was the first time his team had put together 40 minutes of basketball on both sides of the ball all season, and perhaps in his then-three-plus seasons in Missoula. Against the nation's fourth-best defense, Montana made more field goals (32) than any other opponent all season, shooting 52.5 percent from the floor. On defense, the Grizzlies held UC Irvine – the nation's No. 2 rebounding team – to 29 boards, a season low.

The game was also Timmy Falls' breakout moment. The freshman had just 12 total points through the team's first 10 games before shooting 4-for-4 from deep and tallying 14 points, three rebounds and a pair of assists.

The Anteaters ended up one win shy of reaching the NCAA tournament in 2017-18, and are the favorites to make it from the Big West Conference in 2018-19, returning 94 percent of its offense and two-time Big West Defensive Player of the Year Jonathan Galloway.

UC Irvine is off to an 8-2 start to the season, including wins at Texas A&M and St. Mary's and a 20-point victory over Idaho. The Anteaters again have one of the nation's top defenses, ranking in the top 100 for scoring defense, field-goal defense, rebounding, turnovers forced and blocked shots.

"They have a top defense and are going to try and hold you to 50 points," DeCuire said. "We're going to need to execute offensively and shoot the ball well, but the biggest thing is we need to rebound."

While UC Irvine has one of the nation's top defenses, Montana currently owns the nation's top field-goal percentage. The two teams are next to each other in this week's Colleg Insider.com Mid-Major Top 25 poll (No. 17 and 18).

Tipoff is slated for 8 p.m. MT on Saturday. The game can be streamed at [www.BigWest.tv](http://www.BigWest.tv). The Anteaters' top assistant coach is former Grizzly Blaine Taylor. As a player in the late 1970s and early 1980s, Taylor led the Grizzlies for assists three consecutive seasons and still holds the school's fourth-best career free-throw percentage. He then coached Montana from 1991-92 through 1997-89 and holds the school's best winning percentage (.680).

## SCOUTING UC IRVINE

- UC Irvine is 8-2 on the season, already posting road victories at Texas A&M and St. Mary's. The Anteaters also beat Idaho by 20 points. UC Irvine's two losses were to Toledo and Utah State.
- Led by two-time Big West Defensive Player of the Year Jonathan Galloway, the Anteaters rank in the top 100 nationally for scoring defense, field-goal defense, defensive rebounds, turnovers forced and blocked shots.

- UC Irvine returned 94.3 percent of its offense from a year ago, including all five starters and 12 letter-winners overall.
- All four All-Big West selections are back, including 2018-19 preseason picks Tommy Rutherford and Eyassu Worku.
- No player is in double figures for scoring, but six players average at least 8.0 points per game.
- No player plays more than 26.1 minutes per game, but nine average at least 15.6, including five with at least 22 minutes.
- Galloway is averaging a team-best 8.5 rebounds per game, including 3.6 offensive boards (22nd in NCAA).
- Elston Jones ranks second in the Big West (90th in NCAA) with 1.7 blocks per game.
- Montana played against grad transfer Robert Cartwright, who scored 11 points vs. the Griz in 2018 while playing for Stanford.
- After being one win away from reaching the NCAA tournament a year ago, the Anteaters were picked to win the Big West Conference in 2018-19. UC Irvine has posted a winning record in six consecutive seasons.
- Top assistant coach Blaine Taylor played for the Grizzlies before becoming the school's winningest coach (.690 winning percentage). His seven-year head coaching stint included coaching current head coach Travis DeCuire.

## SERIES VS. THE ANTEATERS

Montana and UC Irvine are playing for the second consecutive season, with the Grizzlies earning an 86-68 victory last December in Missoula. In that game, the Grizzlies shot 52.5 percent from the floor, 46.7 percent from three-point range and out-rebounded the nation's No. 2 rebounding team, 37-29. Jamar Akoh led all players with 23 points. Michael Ogune had 16 points, while Timmy Falls had 14 on a career-high four treys.

Prior to last year's meeting, the two teams hadn't met since facing off in six consecutive seasons from 1981-86. Montana is 3-4 all-time vs. the Anteaters and is looking for its first win in Irvine (0-2).

## WE'RE NO. 1

Montana has made at least half of its shots in six consecutive games, and on the season is connecting on 53.2 percent of its attempts, the nation's best shooting percentage.

The Grizzlies currently have the top two shooters in the Big Sky Conference, with junior Sayeed Pridgett connecting at a 66.7 percent clip (14th in NCAA) and Ahmaad Rorie hitting on 50.0 percent of its shots (fifth in Big Sky).

## THREE-POINT SUCCESS

One of Montana's only Achilles' heels during the 2017-18 season was its lack of ability to shoot from deep. The Grizzlies made just 5.5 treys a year ago, a figure which ranked 331st nationally. A year later, Montana is now averaging 8.6 threes per game (107th) and is hitting at a .377 clip (66th). The Grizzlies have made at least eight three-pointers in six consecutive games. The team reached that total just three times in all of 2017-18.

## WINNING NOVEMBER

Montana posted a 4-2 record during the opening month of the season, the program's best November winning percentage since also going 4-2 in 2011-12. That year, the Grizzlies finished the year 26-7 and in the NCAA tournament.



# MONTANA BASKETBALL



## GRIZ TRACKS

- Through Wednesday, Montana's .532 field-goal percentage ranks No. 1 nationally. The Grizzlies have made at least half of their shots in six consecutive games.
- Montana has made at least eight three-pointers in six consecutive games. The Grizzlies hit that number just three times in 2017-18.
- Five different players have led Montana for scoring through seven games.
- The Grizzlies posted their best November record (4-2) since 2011-12.
- After being one of two teams to use the same starting lineup for every game in 2017-18, the Grizzlies have used four different combinations through seven games in 2018-19.
- Montana has turned the ball over fewer times than its opponents five times in seven games.
- After posting a +4.6 rebounding margin (47th in NCAA), Montana has been out-rebounded four times this season.
- Montana's 4-0 start was its best since 1995-96.
- Montana owns the nation's fourth-longest home winning streak, winning 18 consecutive games inside Dahlberg Arena.
- Seven players have made their collegiate or Grizzly debuts this season.
- Montana's two losses have come short-handed to opponents with a combined record of 11-4, including a Creighton team who is receiving top-25 votes and was within a few possessions of upsetting No. 1 Gonzaga.

## MICHAEL OGUINE

- Is seven points away from moving into the top 10 in school history for career scoring.
- Has scored in double figures against all five Division-I opponents this season.
- Ranks first on the team for minutes played, rebounding and blocking; second for assists and scoring; and third for steals.
- Scored 25 points vs. Incarnate Word (the most by a Grizzly this season) on 10-of-11 shooting.
- Had a double-double with 15 points and 10 rebounds vs. Georgia State.
- Played in his 100th career game vs. College of Idaho. He has made 96 starts, including 61 in a row.

## TIMMY FALLS

- Missed two games (Georgia Southern and Creighton), but returned to the court vs. College of Idaho, scoring 11 points on 4-of-5 shooting, in addition to three assists and three steals.
- Ranks second on the team with eight steals, despite missing two games.

## DONAVEN DORSEY

- Earned back-to-back starts (Nov. 18 vs. Georgia Southern, Nov. 28 at Creighton).
- Appearance vs. Georgia State was his first game since March 2016. He scored two points, his first in 975 days, after missing the 2016-17 season due to transfer rules and 2017-18 due to hip surgery.
- Scored 14 points vs. Miami (Ohio), knocking down three three-pointers.

## 2018-19 BIG SKY CONFERENCE STANDINGS

School	Overall	Pct.	Home	Away	Neutral	Streak
Northern Colorado	5-1	0.833	2-0	3-1	0-0	W2
Sacramento State	4-1	0.800	2-0	1-1	1-0	W1
<b>Montana</b>	<b>5-2</b>	<b>0.714</b>	<b>3-0</b>	<b>0-1</b>	<b>2-1</b>	<b>W1</b>
Southern Utah	4-2	0.667	2-0	2-2	0-0	L1
Portland State	5-3	0.625	4-0	0-2	1-1	W2
Weber State	5-3	0.625	3-0	0-2	2-1	L1
Idaho State	3-3	0.500	2-1	1-2	0-0	W1
Idaho	3-5	0.375	2-1	1-2	0-2	L1
Northern Arizona	2-4	0.333	1-0	1-4	0-0	L3
Montana State	2-6	0.250	2-1	0-5	0-0	W1
Eastern Washington	1-5	0.167	1-1	0-4	0-0	L2

Through games played on Thursday, Dec. 6

## PRONUNCIATION GUIDE

Jamar Akoh ..... uh-KOH  
 Eddy Egun ..... ee-gun  
 Kendal Manuel ..... man-WELL  
 Michael Oguine .. oh-GEE-nay (G like go)  
 Sayeed Pridgett ..... sigh-EED prid-jit  
 Ahmaad Rorie ..... uh-MOD ROAR-ee

Travis DeCuire ..... duh-cure  
 Rachi Wortham ... rah-SHEE WORTH-am  
 Jay Flores ..... floor-es

## BSC PRESEASON POLL

### COACHES' POLL

Place	Team	Points
1.	Montana	100 (10)
2.	Weber State	90 (1)
3.	Northern Colorado	70
4.	Eastern Washington	63
5.	Portland State	55
T6.	Montana State	53
	Southern Utah	53
8.	Idaho State	50
9.	Idaho	34
10.	Sacramento State	27
11.	Northern Arizona	10

### MEDIA POLL

Place	Team	Points
1.	Montana	383 (33)
2.	Weber State	346 (2)
3.	Northern Colorado	280
4.	Eastern Washington	261
5.	Montana State	194
6.	Idaho	192
7.	Portland State	189
8.	Idaho State	176
9.	Southern Utah	128
10.	Sacramento State	115
11.	Northern Arizona	46

Number in parenthesis denotes first-place votes

### PRESEASON ALL-CONFERENCE TEAM

Player	Year	Pos.	School
<b>Ahmaad Rorie</b> (MVP)	Sr.	G	UM
Jerrick Harding	Jr.	G	WSU
Tyler Hall	Sr.	G	MSU
Jordan Davis	Sr.	G	UNC
<b>Michael Oguine</b>	Sr.	G	UM
Holland Woods	So.	G	PSU



# MONTANA BASKETBALL



## SAYEED PRIDGETT

- Ranks 14th in the NCAA with a .667 shooting percentage.
- Biggest breakout player, averaging 14.4 points after averaging 8.4 off the bench in 2017-18.
- Has a team-most 11 steals, leading the Grizzlies three times, including a career high five at Creighton.
- Has scored at least eight points in every game, including 23 at Creighton (21 in the first half).
- During his first two seasons, he made four total three-pointers, the same number he had in the first half vs. the Bluejays (4-of-5).

## KENDAL MANUEL

- Received a waiver from the NCAA to play this year, despite transferring from Oregon State.
- Leads Montana with 14 three-pointers made, making at least two in six of seven games.
- Had a team-high 17 points on 5-of-5 shooting vs. Montana Tech. Recorded 16 points vs. Miami (Ohio).



## AHMAAD RORIE

- Leads the team for scoring (15.9 points per game) and assists (29).
- His 4.1 assists-per-game average ranks fourth in the Big Sky, while his 2.4 assist-to-turnover ratio ranks third.
- Has led UM for scoring three times and for assists five times.
- Has scored in double figures six times, including 20 vs. Montana Tech.
- Biggest moment came vs. Miami (Ohio), when he made three three-pointers in the final 3 minutes of the game, including one with 13 seconds to play to give Montana a 71-69 lead.

## JAMAR AKOH

- Scored 22 points in Montana's season-opening win over Georgia State, but has missed the past six contests with a wrist injury.

## MACK ANDERSON

- Expected to redshirt, he instead made his collegiate debut Nov. 16 vs. Incarnate Word, scoring seven points on 3-of-4 shooting.

## BOBBY MOOREHEAD

- Missed his first 13 field-goal attempts to begin the season, but since is 14-of-26 (.538), including a 5-of-9 performance in the most-recent game vs. College of Idaho (season-high 14 points).
- Had team-high nine rebounds vs. Incarnate Word.

## KELBY KRAMER

- Earned his first career start vs. College of Idaho, tallying career highs for blocks (3) and rebounds (6).

## MOVING UP THE LADDER

Michael Oguine (1,315) and Ahmaad Rorie (1,242) both joined the 1,000-point scoring club last year, and continue to move up the school's all-time scoring list. Both are expected to finish their careers in the top five.

Montana is one of 12 schools nationally who currently have two 1,000-point scorers.

## HOME COOKING

Montana owns the nation's fourth-longest active home winning streak. The Grizzlies have won 18 consecutive home games dating back to the 2016-17 season, trailing only South Dakota State (24), Houston (21) and College of Charleston (20).

Montana went a perfect 14-0 at home last season, marking the first time in 26 seasons and just the fifth time ever a Grizzlies team has gone undefeated at home (also: 1991-92 (18-0), 1949-50 (15-0), 1983-84 (14-0) and 1974-75 (12-0)). The Grizzlies boast one of the nation's best home-court advantages, going 703-245 (.742) in their home arena, including 121-25 (.829) over the past decade.



## STARTING STRONG

Montana opened the year with four consecutive victories for the first time since 1995-96. It was tied for the ninth-best start in school history.

## GRIZ IN PARADISE

Montana went 2-1 at the Islands of the Bahamas Showcase (Nov. 16-18), defeating Incarnate Word and Miami (Ohio) before falling to Georgia Southern, 80-77, in the championship game.

- Montana shot better than 50 percent from the field in all three games, including 62.3 percent vs. Incarnate Word, the team's highest percentage since March 2016.
- Senior Ahmaad Rorie was named to the all-tournament team, averaging 17.3 points on .500 shooting, in addition to 4.7 assists over three games. His biggest impact came against Miami (Ohio), when he knocked down three three-pointers over the final 3 minutes, including a clutch shot as the shot clock was winding down, from way past NBA range, to give Montana a 71-69 lead with 13 seconds to play.
- Senior Michael Oguine averaged 18.7 points, 4.3 rebounds and 3.7 assists per game during the tournament, including 25 points vs.

## TOP-15 SCORERS

1. Larry Krystkowiak (1982-86) ... 2,017
2. M.R. Richardson (1974-78) ..... 1,827
3. Bob Cope (1946-50) ..... 1,810
4. Kareem Jamar (2010-14) ..... 1,673
5. Kevin Criswell (2002-06) ..... 1,663
6. Andrew Strait (2005-09) ..... 1,617
7. Wayne Tinkle (1985-89) ..... 1,500
8. Will Cherry (2009-13) ..... 1,484
9. Jordan Hasquet (2005-09) ..... 1,396
10. Ken McKenzie (1972-75) ..... 1,321
11. Michael Oguine (2015-19) ..... 1,315
12. Shawn Samuelson (1992-96) .. 1,293
13. Derrick Pope (1979-83) ..... 1,289
14. Ahmaad Rorie (2016-19) ..... 1,242
15. Lou Rocheleau (1945-49) ..... 1,235



# MONTANA BASKETBALL



Incarnate Word (10-of-11 shooting from the floor).

- Freshman Mack Anderson made his collegiate debut vs. Incarnate Word, scoring seven points on 3-of-4 shooting. Fellow freshman Freddy Brown III made his first collegiate basket, a three-pointer.
- Donaven Dorsey had his best game as a Griz, scoring 14 points on 4-of-6 shooting (3-of-5 from deep) vs. Miami (Ohio).
- Montana trailed Georgia Southern by 20 points at the half before fighting back to get within a single point. The Grizzlies had two shots in the final seconds to try and tie the game.

## STARTING THE YEAR WITH A WIN

Montana opened the 2018-19 season with a win over fellow NCAA tournament team Georgia State (Nov. 9):

- Montana broke a 58-58 tie with just under 6 minutes to play, using a 9-2 run. The Grizzlies led by at least three points from that point forward.
- The two teams were tied at 33-33 at halftime, despite Montana holding the lead for 18:51 of the first half.
- Georgia State used a 22-7 run, extending across both halves, to lead by as many as seven points. Montana responded with 12 of the next 16 points to regain the lead 3:33 later.
- The Grizzlies shot 63.3 percent from inside the arc.
- Senior Jamar Akoh led all Grizzlies with 22 points on 7-of-8 shooting, in addition to eight free throws. The senior also had eight rebounds.
- In addition to his 15 points, senior Michael Oguine had a team-high 10 rebounds and a team-high-tying four assists and two blocks.
- Senior Ahmaad Rorie scored 14 points, dished out four assists and stole a pass, but the lasting images from the game were his two thunderous dunks.
- Sophomore Timmy Falls tallied 10 points and a team-high-tying four assists.
- Three players made their Griz debuts: Donaven Dorsey, Kelby Kramer and Kendal Manuel. For Kramer, it was his first collegiate contest.

## TALENT IN MISSOULA

Nov. 9 vs. Georgia State marked the first time in four years that an NCAA tournament team from the previous season played a non-conference game in Missoula. Overall, it was the 37th time it has ever happened, including the fourth time in the past decade.

Even rarer, it marked the ninth time in Dahlberg Arena history that two NCAA tournament teams played each other, and the first time since 2012-13.

## HOME OPENERS

The Grizzlies are 16-3 in home openers since the turn of the century, including 4-1 under head coach Travis DeCuire.

## RETURNING PRODUCTION

Montana graduated just one player a year ago, returning six of the team's seven rotation players. The group was responsible for the majority of Montana's production, including more than 86 percent of its scoring. Out of 353 Division-I teams, just 20 returned a higher percentage of its scoring from 2017-18.

Category	% Returning
Minutes	81.3
Scoring	85.2
Rebounding	71.4
Assists	85.2
Blocks	70.2
Steals	86.0

## LOFTY EXPECTATIONS

With so much returning production, it came as no surprise when Montana was named the overwhelming favorite to repeat as Big Sky champions by both the league's coaches and media members. Among the coaches, Montana earned 10 of 11 first-place votes (coaches weren't allowed to vote for their own team), with Weber State earning the other top vote. In the media poll, Montana garnered 33 of 35 first-place picks.

"Survival mode is hard to sustain when the bullseye is on your back," said Travis DeCuire, the 2018 Big Sky Conference Coach of the Year. "We have to find ways in practice every day to compete in a competitive environment that forces us to get better. You know our motto: Compete with desperation every day."

The last time a team earned as many first-place votes was Weber State in 2013-14. The last time Montana was picked to win the league was in 2015-16 (first in the media poll, tied for first in the coaches').

## HIGH PRAISE

If they didn't before, the league's head coaches have now fully appreciated the value of Montana guards Ahmaad Rorie and Michael Oguine. And why wouldn't they? The duo combined for 33 points per game while leading Montana to a Big Sky title in 2017-18.

Rorie and Oguine were two of six players recognized on the preseason all-conference team in October, with Rorie earning Big Sky Conference preseason player-of-the-year honors and Oguine being named to the preseason all-conference team. Voting was conducted by the league's head coaches, sports information directors and media members.

An All-Big Sky first-team honoree a season ago, Rorie earned a spot on his second consecutive preseason team after finishing seventh in the league for scoring last season with 17.2 points per game and ranking third for assists (3.7) and eighth for steals (1.2). He also came in third with a 2.1 assist-to-turnover ratio during league games, and made 85 percent of his attempts from the free-throw line. Rorie was named a Big Sky Championship all-tournament team selection as he helped the top-seeded Grizzlies earn a NCAA tournament berth by claiming the Big Sky Championship, finishing the season with a 26-8 overall record and 16-2 conference mark. He also captured NABC All-District 6 first-team honors.



Oguine was just as valuable to the Grizzlies, being named the Big Sky Conference Defensive Player of the Year and earning Big Sky Championship MVP honors, helping the Grizzlies knock off North Dakota, Northern Colorado and Eastern Washington on consecutive nights to earn a trip to March Madness. On the season, Oguine averaged 15.8 points per game while ranking fifth in the league with 1.4 steals. He was the only player in the Big Sky to rank in the top 20 during league play for scoring, steals and rebounding.



Since the league introduced the preseason poll prior to the 2015-16 season, no team has had more selections than Montana (five). This is



# MONTANA BASKETBALL



the first time a Grizzly has been selected as the preseason player of the year.

## ALSO BACK

- **Jamar Akoh** – All-Big Sky Conference third team... Started all 34 games... Led UM with 6.6 rebounds... One of two Big Sky players to rank in the top 15 for scoring, rebounding and field-goal percentage.
- **Bobby Moorehead** – Started all 34 contests... Led UM with 27 steals in Big Sky play... Ranked second for three-pointers made and was in the top four for steals, blocked shots and assists.
- **Sayed Pridgett** – Ranked 11th in the Big Sky with 1.2 steals per conference game... Ranked in the top five on the team for rebounding, assists, blocked shots and steals.
- **Timmy Falls** – Led UM with a .407 shooting percentage from beyond the arc... Held the team's best assist-per-minute average (one assist every 9.1 minutes).
- **Donaven Dorsey** – Back after missing the past two seasons (redshirt and injury).
- **Kelby Kramer** – Redshirted in 2017-18.
- **Peter Jones** – Redshirted in 2017-18.

## FRESH FACES

While Montana returns the bulk of last year's production, the team welcomed six new players to its roster.

- Bozeman, Mont., native **Mack Anderson** earned numerous all-state honors as a senior, including the USA Today All-USA Montana Boys Basketball First Team. He led the state with 12.9 rebounds and 3.3 blocks per game, also adding 16.6 points and helping the Hawks to a third consecutive state-title game appearance.
- Freshman guard **Freddy Brown III** won a national championship as a junior, playing alongside McDonald's All-American/first-round NBA Draft pick Michael Porter, Jr. As a senior, Brown moved into the spotlight and dominated, averaging 28.7 points, 8.4 rebounds, 5.4 assists and 2.4 steals for Nathan Hale High School in Seattle.
- Montana's Australian pipeline continued with the signing of **Ben Carter**, a 6-10 big man from Adelaide. He competed on several national teams abroad, including winning a silver medal at the under-20 Australian National Championship in March 2018, where he averaged 11.0 points and 9.0 rebounds per game.
- **Eddy Egun** was a two-time All-CIF Los Angeles City Section Boys' Basketball Team selection, playing in one of southern California's top conferences. As a team captain, the guard led El Camino Real High School to the state tournament, where he scored 27 points. He was selected to several postseason all-star games, including being named MVP of the Collision All-Star Game.
- Billings native **Kendal Manuel** returned to his home state after three seasons at Oregon State. As a redshirt freshman in 2016-17, he started 25 games and knocked down 52 three-pointers – the second-most ever by a Beaver freshman.
- **Tony Miller** will also have to sit out this season after transferring from Seattle Pacific, where he led the Falcons for points per game in back-to-back seasons. The forward was named the 2016-17 Great Northwest Athletic Conference Freshman of the Year, nearly averaging a double-double.

## CHALLENGING SCHEDULE

At first glance, Montana's schedule may lack the "big names" that littered the team's slate a year ago, including trips to Penn State, Pitt, Stanford, UCLA and Washington. However, when looking a bit deeper, this year's lineup may be even more challenging.

Arizona finished last season with an RPI of 17, Creighton was at 50. Even more startling, South Dakota State, which owns the nation's longest home winning streak, was at 48, ahead of three of the Power-5 teams from last year's schedule. The Jackrabbits were picked to win the Summit League and return to the NCAA tournament. North Dakota State, which Montana could potentially play twice this fall, was picked to finish third. UC Irvine, which returned all five starters and 94 percent of its offense, was picked to win the Big West. Last year's Sun Belt champion Georgia State is the unanimous favorite to win again.

Of the 68 NCAA tournament teams from 2018, just seven are scheduled to play more tournament teams in non-conference than Montana (four: Arizona, Creighton, Georgia State, South Dakota State).

## 2017-18 HIGHLIGHTS

The 2017-18 men's basketball season was record-setting on many levels:

- Montana's 26 wins were the third-most in school history, and the most in 26 seasons.
- The Grizzlies won the Big Sky Conference regular-season and tournament titles, advancing to the NCAA tournament for the first time since 2013.
- It marked the fifth time in program history that a Montana team has won both the regular-season championship and tournament title.
- Montana reached 20 wins for the third time in DeCuire's four seasons. The Grizzlies have finished at least .500 all four seasons, advancing to three postseason tournaments.
- The Grizzlies won their first 13 conference games. The winning streak was one game shy of tying a school record and was the third-longest active streak in the NCAA at the time.
- Montana set a school record with seven consecutive true road wins from Dec. 28 through Feb. 3.
- Montana finished its home slate undefeated (14-0). It marked the first time in 26 seasons, and the fifth time ever, that the Grizzlies have posted a perfect home record.
- Montana finished the regular season ranked No. 14 in the College Insider Mid-Major Top 25.
- Montana posted its first winning non-conference record since 2011-12, including a win at Pitt – its first over a Power-5 program since 2010 and first over an ACC team since 1966.
- DeCuire was named the Big Sky Conference Coach of the Year after leading Montana to a 16-2 mark and an outright league title.
- DeCuire became the fastest coach in Big Sky history to win 50 conference games, needing just 65 games.
- The Grizzlies had three of the 15 players named to the All-Big Sky Conference teams: Ahmaad Rorie (first team), Michael Oguine (second team) and Jamar Akoh (third team).
- Rorie also earned NABC All-District 6 first-team honors, while Oguine was named the Big Sky Conference Defensive Player of the Year and Big Sky Championship Most Outstanding Player.
- Montana was the only Big Sky team to have three players rank in the top 15 for scoring.
- Both Oguine (32nd member) and Rorie (33rd) joined Montana's 1,000-point scoring club.
- The Grizzlies were one of 17 schools nationally to rank in the top 100 for scoring offense (78.1; 67th) and scoring defense (68.7; 80th).
- Montana's defense ranked in the top 25 nationally for turnovers forced (15.4; 21st), steals (7.8; 22nd) and turnover margin (+3.0; 27th).



# MONTANA BASKETBALL



## IN THE RANKINGS [2017-18]

- Montana ranked in the top 15 percent nationally with a +8.7 scoring margin.
- The Grizzlies were one of 17 teams nationally to rank in the top 100 for both scoring offense (77.2 points per game; 78th) and scoring defense (68.5; 73rd).
- Montana ranked in the top 100 nationally for rebounding (37.0 per game; 92nd), including a +4.6 rebounding margin (47th).
- The Grizzlies forced at least nine turnovers in every game last season, averaging 12.4 per contest. That led to the nation's 23rd-best steals-per-game average (7.8; 23rd) and 29th-best turnover margin (+3.0).
- Montana ranked in the top 10 percent of all NCAA Division-I teams for getting to the free-throw line, averaging 23.3 free throws per game (27th in NCAA) and making an average of 16.5 (30th).

## LEADING THE BIG SKY

It's clear to see why Montana went 16-2 and won the Big Sky Conference regular-season title in 2018 – the Grizzlies are among the best statistical teams on both sides of the ball. They finished the regular season ranked first for:

- Scoring defense (67.1)
- Scoring margin (+13.3)
- Field-goal percentage defense (.402)
- Steals (8.2)
- Turnover margin (+3.1)

Additionally, Montana ranked second in the conference for three-point field-goal defense (.330), rebounding (37.9), rebounding margin (+5.0) and offensive rebounds (11.1), and ranked third for scoring offense (80.4), field-goal percentage (.487), assists (13.7), and assist-to-turnover ratio (1.2).

## NEW SIGNEES

In addition to four of Montana's rotation players, each of the program's three Class of 2019 signees hail from the Golden State. Derrick (D.J.) Carter-Hollinger, Kyle Owens and Josh Vazquez signed during the early signing period and will suit up for the Grizzlies beginning in 2019-20.

"I wanted bigger, more athletic wings and a pure point guard. We got that, no question," Travis DeCuire said. "They are three guys we've been recruiting for a long time. We've spent a lot of time with them and have invested in."

### Derrick (D.J.) Carter-Hollinger / Wing / 6-5/200 / El Cajon, Calif.

Averaged a double-double as a junior in 2017-18, posting 20.3 points and 10.2 rebounds per game for Foothills Christian High School... Also added 1.3 blocked shots and 1.3 assists per game... Earned first-team all-league honors... Helped his school to the San Diego Section championship game of the Open Division – the top classification in the state – and state tournament... Was invited to participate in the 2018 under-17 Nike Elite Youth Basketball League.

### Kyle Owens / Wing / 6-8/200 / Calabasas, Calif.

Averaged 13.8 points, 7.3 rebounds, 1.8 steals and 1.3 assists as a junior for Crespi Carmelite High School in 2017-18... Has played all five positions on the court... His high school won a state championship as a freshman in 2015-16, competing at the Division I classification, the second-highest in the state... Went 12-0 in league play as a junior.

### Josh Vazquez / Point Guard / 6-3/165 / Torrance, Calif.

Averaged more than 15 points, seven assists, five rebounds and four steals per game as a junior for Bishop Montgomery High School in 2017-18... Earned first-team All-Del Rey League and second-team all-state honors... Has helped his high school to three consecutive top-eight finishes in the Open Division – California's premier classification – including a state championship in 2017... Last season, Bishop Montgomery went 31-2 and was ranked No. 1 in the state of California and No. 3 nationally by Max-Preps.

## LOOKING AHEAD

Montana will have a full week off before hosting North Dakota State on Dec. 17. The two teams were both in the Islands of the Bahamas Showcase, but did not play each other. Montana wraps up non-conference play with games at Arizona and South Dakota State.



## 2018-19 MONTANA GRIZZLIES ROSTER

No.	Name	Year	Pos.	Ht.	Wt.	Exp.	Hometown (Previous School)
0	Michael Oguine	Sr.	G	6-2	171	3L	Los Angeles, Calif. (Chaminade Prep H.S.)
1	Timmy Falls	So.	G	6-2	171	1L	Dublin, Calif. (Dublin H.S.)
2	Donaven Dorsey	R-Sr.	G	6-7	214	TR	Lacey, Wash. (Washington/Timberline H.S.)
3	Freddy Brown III	Fr.	G	6-2	170	HS	Seattle, Wash. (Nathan Hale H.S.)
4	Sayeed Pridgett	Jr.	G	6-5	195	2L	Oakland, Calif. (El Cerrito H.S.)
10	Eddy Egun	Fr.	G	6-4	160	HS	Woodland Hills, Calif. (El Camino Real H.S.)
12	Kendal Manuel	R-Jr.	G	6-4	180	TR	Billings, Mont. (Oregon State/Skyview H.S.)
13	Ben Carter	Fr.	F	6-10	275	HS	Adelaide, Australia (Sacred Heart College)
14	Ahmaad Rorie	R-Sr.	G	6-1	175	2L	Tacoma, Wash. (Oregon/Lincoln H.S.)
15	Jamar Akoh	R-Sr.	F	6-8	253	1L	Rancho Cucamonga, Calif. (Cal State Fullerton/Los Osos H.S.)
23	Mack Anderson	Fr.	F	6-9	210	HS	Bozeman, Mont. (Bozeman H.S.)
24	Bobby Moorehead	Sr.	G	6-7	182	3L	Tacoma, Wash. (Stadium H.S.)
32	Peter Jones	R-Fr.	F	6-8	225	RS	Seattle, Wash. (O'Dea H.S.)
33	Kelby Kramer	R-Fr.	C	6-10	220	RS	Rock Springs, Wyo. (Rock Springs H.S.)
34	Tony Miller	Jr.	F	6-6	210	TR	Woodinville, Wash. (Seattle Pacific/Woodinville H.S.)

## STARTERS RETURNING (4)

No.	Name	GP/GS	MPG	PPG	RPG	AST	BLK	STL	FG%	3FG%	FT%
0	Michael Oguine	34/34	32.2	15.8	5.5	67	18	48	.461	.357	.737
14	Ahmaad Rorie	34/34	35.8	17.2	3.9	125	5	42	.422	.339	.850
15	Jamar Akoh	34/34	25.9	12.8	6.6	37	23	30	.570	.200	.667
24	Bobby Moorehead	34/34	31.9	7.4	5.1	41	18	41	.381	.352	.714

## OTHER PLAYERS RETURNING (5)

No.	Name	GP/GS	MPG	PPG	RPG	AST	BLK	STL	FG%	3FG%	FT%
1	Timmy Falls	33/0	17.1	4.4	1.0	51	2	25	.414	.407	.722
2	Donaven Dorsey	-/-	--	----	--	--	--	--	--	--	--
4	Sayeed Pridgett	34/0	22.6	8.4	4.3	44	14	41	.462	.188	.656
32	Peter Jones	-/-	--	----	--	--	--	--	--	--	--
33	Kelby Kramer	-/-	--	----	--	--	--	--	--	--	--

## NEWCOMERS (6)

No.	Name	Year	Pos.	Notes
3	Freddy Brown III	Fr.	G	Won national championship as junior; averaged 28.7 ppg, 8.4 rpg, 5.4 apg, 2.4 spg as senior
10	Eddy Egun	Fr.	G	Twice named to All-CIF Los Angeles City Section Boys' Basketball Team
12	Kendal Manuel	R-Jr.	G	Started 25 games as a freshman at Oregon State (2016-17), averaging 7.8 ppg, 2.4 rpg, 1.6 apg
13	Ben Carter	Fr.	F	Competed on multiple national teams, winning silver at U20 Australian National Championship
23	Mack Anderson	Fr.	F	First-team all-state, helping the Hawks to three consecutive state title game appearances.
34	Tony Miller	Jr.	F	Averaged 18.7 ppg and 8.5 rpg in two seasons at Seattle Pacific; GNAC Freshman of Year in 2018

## STARTERS LOST (1)

No.	Name	GP/GS	MPG	PPG	RPG	AST	BLK	STL	FG%	3FG%	FT%
20	Fabijan Krslovic	34/34	24.9	7.4	5.1	48	19	30	.564	.000	.713

## OTHER PLAYERS LOST (5)

No.	Name	GP/GS	MPG	PPG	RPG	AST	BLK	STL	FG%	3FG%	FT%
3	Niko Bevens	15/0	1.6	0.2	0.1	1	0	1	.250	.333	--
5	Karl Nicholas	30/0	9.6	3.5	2.3	5	12	6	.603	--	.333
10	Lars Espe	17/0	2.5	0.4	0.2	5	1	0	.333	.333	.200
13	Trever Spoja	20/0	2.8	0.5	0.2	3	1	0	.176	.143	.500
40	Admir Besovic	18/0	1.7	0.7	0.3	1	1	0	.667	--	1.000





## 2018-19 SEASON STATISTICS - ALL GAMES

RECORD:	OVERALL	HOME	AWAY	NEUTRAL
ALL GAMES	5-2	3-0	0-1	2-1
CONFERENCE	0-0	0-0	0-0	0-0
NON-CONFERENCE	5-2	3-0	0-1	2-1

##	Player	gp-gs	min	avg	Total		3-Point		F-Throw		Rebounds				pf dq		a	to	blk	stl	pts	avg
					fg-fga	fg%	3fg-fga	3fg%	ft-fa	ft%	off	def	tot	avg	pf	dq						
15	AKOH, Jamar	1-1	33	33.0	7-8	.87	0-0	.00	8-13	.61	2	6	8	8.0	4	0	1	2	0	2	22	22.0
14	RORIE, Ahmaad	7-7	216	30.9	41-82	.50	13-38	.34	16-20	.80	3	20	23	3.3	13	0	29	12	1	7	111	15.9
00	OGUINE, Michael	7-7	217	31.0	34-58	.58	7-18	.38	30-47	.63	13	27	40	5.7	17	0	23	10	7	7	105	15.0
04	PRIDGETT, Sayee	7-7	181	25.9	44-66	.66	5-7	.71	8-17	.47	13	19	32	4.6	19	0	11	17	5	11	101	14.4
12	MANUEL, Kendal	7-0	165	23.6	22-47	.46	14-31	.45	11-15	.73	1	17	18	2.6	7	0	10	12	0	6	69	9.9
01	FALLS, Timmy	5-3	120	24.0	11-25	.44	5-14	.35	4-4	1.000	0	7	7	1.4	12	0	14	15	2	8	31	6.2
02	DORSEY, Donave	7-2	130	18.6	14-29	.48	8-21	.38	6-9	.66	0	8	8	1.1	13	1	4	6	2	3	42	6.0
24	MOOREHEAD, Bo	7-7	182	26.0	14-38	.36	7-28	.25	5-9	.55	3	26	29	4.1	16	0	7	8	3	5	40	5.7
23	ANDERSON, Mac	5-0	66	13.2	7-12	.58	0-0	.00	4-9	.44	2	8	10	2.0	14	0	2	5	3	0	18	3.6
33	KRAMER, Kelby	6-1	64	10.7	5-7	.71	0-0	.00	1-5	.20	3	8	11	1.8	11	1	2	3	5	1	11	1.8
13	CARTER, Ben	2-0	8	4.0	1-1	1.000	0-0	.00	0-1	.00	0	2	2	1.0	3	0	0	2	0	0	2	1.0
03	BROWN, Freddy	5-0	12	2.4	1-5	.20	1-2	.50	0-0	.00	1	0	1	0.2	2	0	0	1	0	0	3	0.6
32	JONES, Peter	4-0	6	1.5	0-0	.00	0-0	.00	0-0	.00	0	2	2	0.5	1	0	0	0	0	0	0	0.0
Team											14	11	25		1							
Total.....		7	1400		201-378	.53	60-159	.37	93-149	.62	55	161	216	30.9	133	2	103	93	28	50	555	79.3
Opponents.....		7	1400		166-390	.42	51-142	.35	113-152	.74	81	147	228	32.6	146	-	73	106	12	40	496	70.9

TEAM STATISTICS	UM	OPP
SCORING	555	496
Points per game	79.3	70.9
Scoring margin	+8.4	-
FIELD GOALS-ATT	201-378	166-390
Field goal pct	.532	.426
3 POINT FG-ATT	60-159	51-142
3-point FG pct	.377	.359
3-pt FG made per gam	8.6	7.3
FREE THROWS-ATT	93-149	113-152
Free throw pct	.624	.743
F-Throws made per ga	13.3	16.1
REBOUNDS	216	228
Rebounds per game	30.9	32.6
Rebounding margin	-1.7	-
ASSISTS	103	73
Assists per game	14.7	10.4
TURNOVERS	93	106
Turnovers per game	13.3	15.1
Turnover margin	+1.9	-
Assist/turnover ratio	1.1	0.7
STEALS	50	40
Steals per game	7.1	5.7
BLOCKS	28	12
Blocks per game	4.0	1.7
ATTENDANCE	10385	17634
Home games-Avg/Gam	3-3462	1-16457
Neutral site-Avg/Game	-	3-392

Date	Opponent		Score	Att.
11/9/18	GEORGIA STATE	w	81-74	4321
11/12/18	MONTANA TECH	w	79-55	3024
11/16/18	vs Incarnate Word	w	93-66	0
11/17/18	vs Miami (Ohio)	w	73-71	543
11/18/18	vs Georgia Southern	L	77-80	634
11/28/18	at Creighton	L	72-98	16457
12/3/18	COLLEGE OF IDAHO	w	80-52	3040

\* - Conference game

Score by Periods	1st	2nd	Totals
Montana	266	289	555
Opponents	245	251	496



## 2018-19 SEASON STATISTICS - HOME GAMES

#	Player	gp-gs	min	avg	Total		3-Point		F-Throw		Rebounds				pf	dq	a	to	blk	stl	pts	avg
					fg-fga	fg%	3fg-fga	3fg%	ft-fga	ft%	off	def	tot	avg								
15	AKOH, Jamar	1-1	33	33.0	7-8	.87	0-0	.00	8-13	.61	2	6	8	8.0	4	0	1	2	0	2	22	22.0
14	RORIE, Ahmaad	3-3	88	29.3	19-34	.55	5-15	.33	8-10	.80	0	13	13	4.3	3	0	11	3	0	5	51	17.0
04	PRIDGETT, Sayee	3-3	66	22.0	17-26	.65	0-1	.00	3-6	.50	8	8	16	5.3	5	0	4	10	2	1	37	12.3
01	FALLS, Timmy	3-1	76	25.3	11-21	.52	5-11	.45	4-4	1.000	0	5	5	1.7	9	0	10	11	1	5	31	10.3
12	MANUEL, Kendal	3-0	60	20.0	9-19	.47	6-14	.42	7-8	.87	0	7	7	2.3	0	0	5	4	0	2	31	10.3
00	OGUINE, Michael	3-3	83	27.7	7-16	.43	1-5	.20	13-21	.61	5	13	18	6.0	6	0	10	2	6	5	28	9.3
24	MOOREHEAD, Bo	3-3	66	22.0	5-19	.26	3-16	.18	3-6	.50	0	13	13	4.3	6	0	4	2	2	2	16	5.3
23	ANDERSON, Mac	1-0	16	16.0	2-4	.50	0-0	.00	1-3	.33	0	1	1	1.0	1	0	0	2	3	0	5	5.0
02	DORSEY, Donave	3-0	54	18.0	5-11	.45	2-8	.25	1-3	.33	0	5	5	1.7	0	0	0	0	0	0	13	4.3
33	KRAMER, Kelby	3-1	39	13.0	2-3	.66	0-0	.00	0-2	.00	3	7	10	3.3	5	0	1	0	4	1	4	1.3
13	CARTER, Ben	2-0	8	4.0	1-1	1.000	0-0	.00	0-1	.00	0	2	2	1.0	3	0	0	2	0	0	2	1.0
32	JONES, Peter	2-0	4	2.0	0-0	.00	0-0	.00	0-0	.00	0	1	1	0.5	1	0	0	0	0	0	0	0.0
03	BROWN, Freddy	2-0	7	3.5	0-4	.00	0-1	.00	0-0	.00	1	0	1	0.5	1	0	0	0	0	0	0	0.0
Team											9	6	15									
Total.....		3	600		85-166	.51	22-71	.31	48-77	.62	28	87	115	38.3	44	0	46	38	18	23	240	80.0
Opponents.....		3	600		66-187	.35	20-68	.29	29-43	.67	41	71	112	37.3	70	-	28	48	6	23	181	60.3

## 2018-19 SEASON STATISTICS - ROAD GAMES

#	Player	gp-gs	min	avg	Total		3-Point		F-Throw		Rebounds				pf	dq	a	to	blk	stl	pts	avg
					fg-fga	fg%	3fg-fga	3fg%	ft-fga	ft%	off	def	tot	avg								
04	PRIDGETT, Sayee	1-1	37	37.0	9-13	.69	4-5	.80	1-2	.50	1	2	3	3.0	4	0	1	1	1	5	23	23.0
00	OGUINE, Michael	1-1	33	33.0	8-11	.72	2-3	.66	3-7	.42	3	6	9	9.0	1	0	2	3	0	0	21	21.0
14	RORIE, Ahmaad	1-1	25	25.0	2-8	.25	0-2	.00	4-4	1.000	0	0	0	0.0	2	0	4	2	0	0	8	8.0
02	DORSEY, Donave	1-1	20	20.0	1-3	.33	1-2	.50	2-2	1.000	0	0	0	0.0	2	0	0	1	1	2	5	5.0
12	MANUEL, Kendal	1-0	28	28.0	2-6	.33	1-4	.25	0-2	.00	0	1	1	1.0	3	0	2	3	0	1	5	5.0
23	ANDERSON, Mac	1-0	12	12.0	2-2	1.000	0-0	.00	0-0	.00	0	2	2	2.0	2	0	1	0	0	0	4	4.0
24	MOOREHEAD, Bo	1-1	28	28.0	1-3	.33	0-1	.00	1-2	.50	0	2	2	2.0	4	0	2	2	0	0	3	3.0
33	KRAMER, Kelby	1-0	13	13.0	1-1	1.000	0-0	.00	1-3	.33	0	0	0	0.0	5	1	1	2	1	0	3	3.0
32	JONES, Peter	1-0	2	2.0	0-0	.00	0-0	.00	0-0	.00	0	1	1	1.0	0	0	0	0	0	0	0	0.0
03	BROWN, Freddy	1-0	2	2.0	0-0	.00	0-0	.00	0-0	.00	0	0	0	0.0	1	0	0	0	0	0	0	0.0
Team											1	1	2									
Total.....		1	200		26-47	.55	8-17	.47	12-22	.54	5	15	20	20.0	24	1	13	14	3	8	72	72.0
Opponents.....		1	200		32-53	.60	13-24	.54	21-30	.70	12	22	34	34.0	19	-	17	12	1	6	98	98.0

## 2018-19 SEASON STATISTICS - NEUTRAL-SITE GAMES

#	Player	gp-gs	min	avg	Total		3-Point		F-Throw		Rebounds				pf	dq	a	to	blk	stl	pts	avg
					fg-fga	fg%	3fg-fga	3fg%	ft-fga	ft%	off	def	tot	avg								
00	OGUINE, Michael	3-3	101	33.7	19-31	.61	4-10	.40	14-19	.73	5	8	13	4.3	10	0	11	5	1	2	56	18.7
14	RORIE, Ahmaad	3-3	103	34.3	20-40	.50	8-21	.38	4-6	.66	3	7	10	3.3	8	0	14	7	1	2	52	17.3
04	PRIDGETT, Sayee	3-3	78	26.0	18-27	.66	1-1	1.000	4-9	.44	4	9	13	4.3	10	0	6	6	2	5	41	13.7
12	MANUEL, Kendal	3-0	77	25.7	11-22	.50	7-13	.53	4-5	.80	1	9	10	3.3	4	0	3	5	0	3	33	11.0
02	DORSEY, Donave	3-1	56	18.7	8-15	.53	5-11	.45	3-4	.75	0	3	3	1.0	11	1	4	5	1	1	24	8.0
24	MOOREHEAD, Bo	3-3	88	29.3	8-16	.50	4-11	.36	1-1	1.000	3	11	14	4.7	6	0	1	4	1	3	21	7.0
23	ANDERSON, Mac	3-0	38	12.7	3-6	.50	0-0	.00	3-6	.50	2	5	7	2.3	11	0	1	3	0	0	9	3.0
33	KRAMER, Kelby	2-0	12	6.0	2-3	.66	0-0	.00	0-0	.00	0	1	1	0.5	1	0	0	1	0	0	4	2.0
03	BROWN, Freddy	2-0	3	1.5	1-1	1.000	1-1	1.000	0-0	.00	0	0	0	0.0	0	0	0	1	0	0	3	1.5
32	JONES, Peter	1-0	0	0.0	0-0	.00	0-0	.00	0-0	.00	0	0	0	0.0	0	0	0	0	0	0	0	0.0
01	FALLS, Timmy	2-2	44	22.0	0-4	.00	0-3	.00	0-0	.00	0	2	2	1.0	3	0	4	4	1	3	0	0.0
Team											4	4	8		1							
Total.....		3	600		90-165	.54	30-71	.42	33-50	.66	22	59	81	27.0	65	1	44	41	7	19	243	81.0
Opponents.....		3	600		68-150	.45	18-50	.36	63-79	.79	28	54	82	27.3	57	-	28	46	5	11	217	72.3



## MONTANA BASKETBALL



## 2018-19 GAME-BY-GAME COMPARISONS

Opponent	1st	2nd	Score	Total FG	FG Pct.	3-Pointers	3FG Pct.	Free Throws	FT Pct.	RBs	Assists	TOs	Blocks	Steals	Fouls
GEORGIA STATE	33/33	48/41	81-74	24-55/28-72	.436/.389	5-25/6-19	.200/.316	28-43/12-24	.651/.500	43/46	13/8	14/12	5/5	6/11	20/31
MONTANA TECH	40/21	39/34	79-55	29-55/19-51	.527/.373	8-23/7-22	.348/.318	13-21/10-10	.619/1.000	34/29	15/14	12/20	3/0	11/5	16/24
vs. Incarnate Word	42/36	51/30	93-66	38-61/21-48	.623/.438	12-26/8-16	.462/.500	5-9/16-23	.556/.696	33/19	20/9	10/12	3/0	7/5	17/14
vs. Miami (Ohio)	32/33	41/38	73-71	23-46/19-48	.500/.396	9-19/5-18	.474/.278	18-26/28-33	.692/.848	22/33	11/8	15/16	0/3	4/2	24/28
vs. Georgia Southern	31/51	46/29	77-80	29-58/28-54	.500/.519	9-26/5-16	.346/.313	10-15/19-23	.667/.826	26/30	13/11	16/18	4/2	8/4	24/15
Creighton	40/49	32/49	72-98	26-47/32-53	.553/.604	8-17/13-24	.471/.542	12-22/21-30	.545/.700	20/34	13/17	14/12	3/1	8/6	24/19
COLLEGE OF IDAHO	48/22	32/30	80-52	32-56/19-64	.571/.297	9-23/7-27	.391/.259	7-13/7-9	.538/.778	38/37	18/6	12/16	10/1	6/7	8/15

## 2018-19 GAME-BY-GAME STATISTICS

Opponent	Date	Score	W/L	FG-A	Pct.	3FG-A	Pct.	FT-A	Pct.	Off	Def	Tot	Avg	Pf	A	TO	Blk	Stl	Pts	Avg
GEORGIA STATE	11/9/18	81-74	W	24-55	.436	5-25	.200	28-43	.651	15	28	43	43.0	20	13	14	5	6	81	81.0
MONTANA TECH	11/12/18	79-55	W	29-55	.527	8-23	.348	13-21	.619	6	28	34	38.5	16	15	12	3	11	79	80.0
vs. Incarnate Word	11/16/18	93-66	W	38-61	.623	12-26	.462	5-9	.556	9	24	33	36.7	17	20	10	3	7	93	84.3
vs. Miami (Ohio)	11/17/18	73-71	W	23-46	.500	9-19	.474	18-26	.692	6	16	22	33.0	24	11	15	0	4	73	81.5
vs. Georgia Southern	11/18/18	77-80	L	29-58	.500	9-26	.346	10-15	.667	7	19	26	31.6	24	13	16	4	8	77	80.6
at Creighton	11/28/18	72-98	L	26-47	.553	8-17	.471	12-22	.545	5	15	20	29.7	24	13	14	3	8	72	79.2
COLLEGE OF IDAHO	12/3/18	80-52	W	32-56	.571	9-23	.391	7-13	.538	7	31	38	30.9	8	18	12	10	6	80	79.3
<b>MONTANA</b>		<b>555</b>		<b>201-378</b>	<b>.532</b>	<b>60-159</b>	<b>.377</b>	<b>93-149</b>	<b>.624</b>	<b>55</b>	<b>161</b>	<b>216</b>	<b>30.9</b>	<b>133</b>	<b>103</b>	<b>93</b>	<b>28</b>	<b>50</b>	<b>555</b>	<b>79.3</b>
<b>OPPONENTS</b>		<b>496</b>		<b>166-390</b>	<b>.426</b>	<b>51-142</b>	<b>.359</b>	<b>113-152</b>	<b>.743</b>	<b>81</b>	<b>147</b>	<b>228</b>	<b>32.6</b>	<b>146</b>	<b>73</b>	<b>106</b>	<b>12</b>	<b>40</b>	<b>496</b>	<b>70.9</b>

|--REBOUNDS--|

|---FTS---|

|--3-PTTRS--|

|--TOTAL--|

FG-A

Pct.

3FG-A

Pct.

FT-A

Pct.

Off

Def

Tot

Avg

Pf

A

TO

Blk

Stl

Pts

Avg

## 2018-19 STARTING LINEUPS

Date	Opponent	1	2	3	4	5
11/9/18	Georgia State	Rorie	Oguine	Pridgett	Moorehead	Akoh
11/12/18	Montana Tech	Rorie	Oguine	Falls	Moorehead	Pridgett
11/16/18	vs. Incarnate Word	Rorie	Oguine	Falls	Moorehead	Pridgett
11/17/18	vs. Miami (Ohio)	Rorie	Oguine	Falls	Moorehead	Pridgett
11/18/18	vs. Georgia Southern	Rorie	Oguine	Dorsey	Moorehead	Pridgett
11/28/18	at Creighton	Rorie	Oguine	Dorsey	Moorehead	Pridgett
12/3/18	vs. College of Idaho	Rorie	Oguine	Pridgett	Moorehead	Kramer





## 2018 STATISTICS - MATCH-BY-MATCH LEADERS

DATE	OPPONENT	MINUTES	POINTS	REBOUNDS	ASSISTS	BLOCKS	STEALS
11/9	GEORGIA STATE	Oguine (36) Rorie (36)	Akoh (22)	Oguine (10)	Falls (4) Oguine (4) Rorie (4)	Moorehead (2) Oguine (2)	Akoh (2)
11/12	MONTANA TECH	Dorsey (29)	Rorie (20)	Rorie (6)	Oguine (5)	Kramer (1) Oguine (1) Pridgett (1)	Oguine (4)
11/16	vs. Incarnate Word	Falls (33)	Oguine (25)	Moorehead (9)	Pridgett (5) Rorie (5)	Falls (1) Oguine (1) Rorie (1)	Falls (3)
11/17	vs. Miami (Ohio)	Rorie (39)	Manuel (16)	Manuel (4) Rorie (4)	Oguine (4)	--	Pridgett (2)
11/18	vs. Georgia Southern	Oguine (36)	Rorie (19)	Manuel (6) Pridgett (6)	Rorie (6)	Pridgett (2)	Manuel (2) Pridgett (2)
11/28	at Creighton	Pridgett (37)	Pridgett (23)	Oguine (9)	Rorie (4)	Dorsey (1) Kramer (1) Pridgett (1)	Pridgett (5)
12/3	COLLEGE OF IDAHO	Falls (29) Rorie (29)	Pridgett (17) Rorie (17)	Pridgett (8)	Rorie (7)	Anderson (3) Kramer (3) Oguine (3)	Falls (3)

**TOTALS (INCLUDING TIES)**

**RORIE (3)**  
**FALLS (2)**  
**OGUINE (2)**  
**DORSEY (1)**  
**PRIDGETT (1)**

**RORIE (3)**  
**PRIDGETT (2)**  
**AKOH (1)**  
**MANUEL (1)**  
**OGUINE (1)**

**MANUEL (2)**  
**OGUINE (2)**  
**PRIDGETT (2)**  
**RORIE (2)**  
**MOOREHEAD (1)**

**RORIE (5)**  
**OGUINE (3)**  
**FALLS (1)**  
**PRIDGETT (1)**

**OGUINE (4)**  
**KRAMER (3)**  
**PRIDGETT (3)**  
**ANDERSON (1)**  
**DORSEY (1)**  
**FALLS (1)**  
**MOOREHEAD (1)**  
**RORIE (1)**

**PRIDGETT (3)**  
**FALLS (2)**  
**AKOH (1)**  
**MANUEL (1)**  
**OGUINE (1)**



# MONTANA BASKETBALL



## TEAM GAME HIGHS - MONTANA

<b>POINTS</b>	93	vs. Incarnate Word (11/16/18)
	81	GEORGIA STATE (11/9/18)
	80	COLLEGE OF IDAHO (12/3/18)
	79	MONTANA TECH (11/12/18)
	77	vs. Georgia Southern (11/18/18)
<b>FGS MADE</b>	38	vs. Incarnate Word (11/16/18)
	32	COLLEGE OF IDAHO (12/3/18)
<b>FGS ATT.</b>	61	vs. Incarnate Word (11/16/18)
	58	vs. Georgia Southern (11/18/18)
<b>FG PCT.</b>	.623	vs. Incarnate Word (11/16/18)
	.571	COLLEGE OF IDAHO (12/3/18)
<b>3-POINT FGS MADE</b>	12	vs. Incarnate Word (11/16/18)
	9	Three times
<b>3-POINT FGS ATT.</b>	26	vs. Georgia Southern (11/18/18)
	26	vs. Incarnate Word (11/16/18)
<b>3-POINT FG PCT.</b>	.474	vs. Miami (Ohio) (11/17/18)
	.471	at Creighton (11/28/18)
<b>FREE THROWS MADE</b>	28	GEORGIA STATE (11/9/18)
	18	vs. Miami (Ohio) (11/17/18)
<b>FREE THROWS ATT.</b>	43	GEORGIA STATE (11/9/18)
	26	vs. Miami (Ohio) (11/17/18)
<b>FREE THROW PCT.</b>	.692	vs. Miami (Ohio) (11/17/18)
	.667	vs. Georgia Southern (11/18/18)
<b>REBOUNDS</b>	43	GEORGIA STATE (11/9/18)
	38	COLLEGE OF IDAHO (12/3/18)
<b>ASSISTS</b>	20	vs. Incarnate Word (11/16/18)
	18	COLLEGE OF IDAHO (12/3/18)
<b>STEALS</b>	11	MONTANA TECH (11/12/18)
	8	at Creighton (11/28/18)
	8	vs. Georgia Southern (11/18/18)
<b>BLOCKED SHOTS</b>	10	COLLEGE OF IDAHO (12/3/18)
	5	GEORGIA STATE (11/9/18)
	4	vs. Georgia Southern (11/17/18)
<b>TURNOVERS</b>	16	vs. Georgia Southern (11/18/18)
	15	vs. Miami (Ohio) (11/17/18)
<b>FOULS</b>	24	at Creighton (11/28/18)
	24	vs. Georgia Southern (11/18/18)
	24	vs. Miami (Ohio) (11/17/18)

## TEAM GAME LOWS - MONTANA

<b>POINTS</b>	72	Creighton (11/28/18)
	73	Miami (Ohio) (11/17/18)
	77	Georgia Southern (11/18/18)
	79	MONTANA TECH (11/12/18)
	80	COLLEGE OF IDAHO (12/3/18)
<b>FGS MADE</b>	23	Miami (Ohio) (11/17/18)
	24	GEORGIA STATE (11/9/18)
<b>FGS ATT.</b>	46	Miami (Ohio) (11/17/18)
	47	Creighton (11/28/18)
<b>FG PCT.</b>	.436	GEORGIA STATE (11/9/18)
	.500	Miami (Ohio) (11/17/18)
	.500	Georgia Southern (11/18/18)
<b>3-POINT FGS MADE</b>	5	GEORGIA STATE (11/9/18)
	8	MONTANA TECH (11/12/18)
	8	Creighton (11/28/18)
<b>3-POINT FGS ATT.</b>	17	Creighton (11/28/18)
	19	Miami (Ohio) (11/17/18)
<b>3-POINT FG PCT.</b>	.200	GEORGIA STATE (11/9/18)
	.346	Georgia Southern (11/18/18)
<b>FREE THROWS MADE</b>	5	Incarnate Word (11/16/18)
	7	COLLEGE OF IDAHO (12/3/18)
<b>FREE THROWS ATT.</b>	9	Incarnate Word (11/16/18)
	13	COLLEGE OF IDAHO (12/3/18)
<b>FREE THROW PCT.</b>	.538	COLLEGE OF IDAHO (12/3/18)
	.545	Creighton (11/28/18)
<b>REBOUNDS</b>	20	Creighton (11/28/18)
	22	Miami (Ohio) (11/17/18)
<b>ASSISTS</b>	11	Miami (Ohio) (11/17/18)
	13	GEORGIA STATE (11/9/18)
	13	Georgia Southern (11/18/18)
	13	Creighton (11/28/18)
<b>STEALS</b>	4	Miami (Ohio) (11/17/18)
	6	GEORGIA STATE (11/9/18)
	6	COLLEGE OF IDAHO (12/3/18)
<b>BLOCKED SHOTS</b>	10	COLLEGE OF IDAHO (12/3/18)
	5	GEORGIA STATE (11/9/18)
	4	Georgia Southern (11/17/18)
<b>TURNOVERS</b>	10	Incarnate Word (11/16/18)
	12	MONTANA TECH (11/12/18)
	12	COLLEGE OF IDAHO (12/3/18)
<b>FOULS</b>	8	COLLEGE OF IDAHO (12/3/18)
	16	MONTANA TECH (11/12/18)



# MONTANA BASKETBALL



## INDIVIDUAL GAME HIGHS - MONTANA

### POINTS

25	OGUINE, Michael vs. Incarnate Word (11/16/18)
23	PRIDGETT, Sayeed at Creighton (11/28/18)
22	AKOH, Jamar vs. Georgia State (11/9/18)
21	OGUINE, Michael at Creighton (11/28/18)
20	RORIE, Ahmaad vs. Montana Tech (11/12/18)

### FIELD GOALS MADE

10	OGUINE, Michael vs. Incarnate Word (11/16/18)
9	PRIDGETT, Sayeed at Creighton (11/28/18)
8	Four times

### FIELD GOAL PERCENTAGE (MIN. 5 MAKES)

1.000 (5-5)	MANUEL, Kendal vs. Montana Tech (11/12/18)
.909 (10-11)	OGUINE, Michael vs. Incarnate Word (11/16/18)
.889 (8-9)	PRIDGETT, Sayeed vs. Incarnate Word (11/16/18)
.875 (7-8)	AKOH, Jamar vs. Georgia State (11/9/18)
.800 (8-10)	PRIDGETT, Sayeed vs. College of Idaho (12/3/18)

### THREE-POINT FIELD GOALS MADE

4	OGUINE, Michael vs. Incarnate Word (11/16/18)
4	PRIDGETT, Sayeed at Creighton (11/28/18)
3	Seven times

### FREE THROWS MADE

10	OGUINE, Michael vs. Georgia State (11/9/18)
8	AKOH, Jamar vs. Georgia State (11/9/18)
7	OGUINE, Michael vs. Miami (Ohio) (11/17/18)
6	RORIE, Ahmaad vs. Georgia State (11/9/18)
6	OGUINE, Michael vs. Georgia Southern (11/18/18)

### REBOUNDS

10	OGUINE, Michael vs. Georgia State (11/9/18)
9	MOOREHEAD, Bobby vs. Incarnate Word (11/16/18)
9	OGUINE, Michael at Creighton (11/28/18)
8	AKOH, Jamar vs. Georgia State (11/9/18)
8	PRIDGETT, Sayeed vs. College of Idaho (12/3/18)

### ASSISTS

7	RORIE, Ahmaad vs. College of Idaho (12/3/18)
7	RORIE, Ahmaad vs. Georgia Southern (11/18/18)
5	OGUINE, Michael vs. Montana Tech (11/12/18)
5	PRIDGETT, Sayeed vs. Incarnate Word (11/16/18)
5	RORIE, Ahmaad vs. Incarnate Word (11/16/18)

### STEALS

5	PRIDGETT, Sayeed at Creighton (11/28/18)
4	OGUINE, Michael vs. Montana Tech (11/12/18)
3	RORIE, Ahmaad vs. Montana Tech (11/12/18)
3	FALLS, Timmy vs. Incarnate Word (11/16/18)
3	FALLS, Timmy vs. College of Idaho (12/3/18)

### BLOCKED SHOTS

3	ANDERSON, Mack vs. College of Idaho (12/3/18)
3	KRAMER, Kelby vs. College of Idaho (12/3/18)
3	OGUINE, Michael vs. College of Idaho (12/3/18)
2	Three times

### MINUTES PLAYED

39	RORIE, Ahmaad vs. Miami (Ohio) (11/17/18)
38	OGUINE, Michael vs. Miami (Ohio) (11/17/18)
37	PRIDGETT, Sayeed at Creighton (11/28/18)
36	Three times

## INDIVIDUAL GAME HIGHS - OPPONENTS

### POINTS

30	Simonds, D'Marcus, Georgia State (11/9/18)
22	Brown, Tookie, Georgia Southern (11/18/18)
18	JEFFERSON, Damien, Creighton (11/28/18)
17	KRAMPELJ, Martin, Creighton (11/28/18)
17	Williams, Kane, Georgia State (11/9/18)

### FIELD GOALS MADE

11	Simonds, D'Marcus, Georgia State (11/9/18)
7	Brown, Tookie, Georgia Southern (11/18/18)
5	Seven times

### FIELD GOAL PERCENTAGE (MIN. 5 MAKES)

.833 (5-6)	Glenn, Montae, Georgia Southern (11/18/18)
.714 (5-7)	KRAMPELJ, Martin, Creighton (11/28/18)
.714 (5-7)	BALLOCK, Mitch, Creighton (11/28/18)
.555 (5-9)	MCCADDEN, Elijah, Georgia Southern (11/18/18)
.555 (5-9)	ALEXANDER, Ty-Shon, Creighton (11/28/18)

### THREE-POINT FIELD GOALS MADE

4	BALLOCK, Mitch, Creighton (11/28/18)
3	Five times

### FREE THROWS MADE

8	Brown, Tookie, Georgia Southern (11/18/18)
8	Sibande, Nike, Miami (Ohio) (11/17/18)
8	Bowman, Bam, Miami (Ohio) (11/17/18)
8	Peevy, Christian, Incarnate Word (11/16/18)
7	JEFFERSON, Damien, Creighton (11/28/18)

### REBOUNDS

8	MEYERS, Matt, College of Idaho (12/3/18)
7	Glenn, Montae, Georgia Southern (11/18/18)
7	PANNABECKER, Dylan, Montana Tech (11/12/18)
7	Phillips, Nelson, Georgia State (11/9/18)
7	Benlevi, Malik, Georgia State (11/9/18)

### ASSISTS

6	ZEGAROWSKI, Marcus at Creighton (11/28/18)
5	Williams, Kane, Georgia State (11/9/18)
4	Four times

### STEALS

3	Taylor, Morgan, Incarnate Word (11/16/18)
2	Eight times

### BLOCKED SHOTS

2	Clerkley, Chris, Georgia State (11/9/18)
2	Simonds, D'Marcus, Georgia State (11/9/18)





## MONTANA BASKETBALL



## Game #5

Nov. 18, 2018

Nassau, The Bahamas



80

Griz 77

## Georgia Southern 80 • 5-0

#	Player	Total		3-Ptr		Rebounds			PF	TP	A	TO	Blk	Stl	Min
		FG-FGA	FG-FGA	FT-FTA	Off	Def	Tot								
00	Glenn, Montae	* 5-6	0-0	1-2	3	4	7	2	11	0	5	1	0	30	
03	Smith, Ike	* 5-14	1-6	4-4	1	5	6	0	15	2	3	0	0	36	
04	Brown, Tookie	* 7-13	0-2	8-9	1	5	6	2	22	4	2	0	2	37	
24	Jones Jr., David-Lee	* 1-1	1-1	3-4	0	3	3	4	6	1	1	0	0	21	
53	Crawley, Isaiah	* 2-2	0-0	1-1	0	0	0	1	5	0	0	0	0	9	
02	McCadden, Elijah	* 5-9	0-0	0-1	1	4	5	3	10	0	4	1	0	30	
05	Dawkins, Trey	* 0-1	0-0	0-0	1	0	1	0	0	1	0	1	1	7	
10	Wishart, Calvin	* 3-8	3-7	2-2	0	1	1	3	11	4	2	0	1	30	
	Team				0	1	1								
Totals		28-54	5-16	19-23	7	23	30	15	80	11	18	2	4	200	

FG % 1st Half: 21-35 60.0% 2nd half: 7-19 36.8% Game: 28-54 51.9% Deadball Rebounds 4,1  
 3FG % 1st Half: 4-11 36.4% 2nd half: 1-5 20.0% Game: 5-16 31.3%  
 FT % 1st Half: 5-7 71.4% 2nd half: 14-16 87.5% Game: 19-23 82.6%

## Montana 77 • 4-1

#	Player	Total			3-Ptr			Rebounds			PF	TP	A	TO	Blk	Stl	Min
		FG-FGA	FG-FGA	FT-FTA	Off	Def	Tot										
00	OGUINE, Michael	* 6-12	0-3	6-7	2	3	5	3	18	4	2	0	1	36			
02	DORSEY, Donaven	* 2-4	1-3	0-0	0	0	0	5	5	0	1	1	1	21			
04	PRIDGETT, Sayeed	* 7-12	0-0	0-2	2	4	6	4	14	1	1	2	2	32			
14	RORIE, Ahmaad	* 7-14	2-9	3-4	1	2	3	3	19	6	3	0	1	35			
24	MOOREHEAD, Bobby	* 4-8	3-6	0-0	1	1	2	2	11	0	2	1	1	35			
12	MANUEL, Kendal	* 3-7	3-5	0-0	0	6	6	3	9	2	4	0	2	25			
23	ANDERSON, Mack	* 0-1	0-0	1-2	1	2	3	3	1	0	3	0	0	16			
	Team				0	1	1	1									
Totals		29-58	9-26	10-15	7	19	26	24	77	13	16	4	8	200			

FG % 1st Half: 10-26 38.5% 2nd half: 19-32 59.4% Game: 29-58 50.0% Deadball Rebounds 3  
 3FG % 1st Half: 5-13 38.5% 2nd half: 4-13 30.8% Game: 9-26 34.6%  
 FT % 1st Half: 6-8 75.0% 2nd half: 4-7 57.1% Game: 10-15 66.7%

Officials: Brent Hampton, Ed Crenshaw, Gene Grimshaw  
 Technical fouls: Georgia Southern-None. Montana-TEAM.  
 Attendance: 634

Score by periods	1st	2nd	Total
Georgia Southern	51	29	80
Montana	31	46	77

	In	Paint	Off	T/O	2nd	Chance	Break	Bench
Points	30	22	8	2	2	21		
GS	34	15	7	2	10			
UM								

## Game #6

Nov. 28, 2018

Omaha, Neb.



98

Griz 72

## Montana 72 • 4-2

#	Player	Total			3-Ptr			Rebounds			PF	TP	A	TO	Blk	Stl	Min
		FG-FGA	FG-FGA	FT-FTA	Off	Def	Tot										
00	OGUINE, Michael	g	8-11	2-3	3-7	3	6	9	1	21	2	3	0	0	33		
02	DORSEY, Donaven	g	1-3	1-2	2-2	0	0	0	2	5	0	1	1	2	20		
04	PRIDGETT, Sayeed	g	9-13	4-5	1-2	1	2	3	4	23	1	1	1	5	37		
14	RORIE, Ahmaad	g	2-8	0-2	4-4	0	0	0	2	8	4	2	0	0	25		
24	MOOREHEAD, Bobby	g	1-3	0-1	1-2	0	2	2	4	3	2	2	0	0	28		
03	BROWN, Freddy	g	0-0	0-0	0-0	0	0	0	1	0	0	0	0	0	2		
12	MANUEL, Kendal	g	2-6	1-4	0-2	0	1	1	3	5	2	3	0	1	28		
23	ANDERSON, Mack	g	2-2	0-0	0-0	0	2	2	2	4	1	0	0	0	12		
32	JONES, Peter	g	0-0	0-0	0-0	0	1	1	0	0	0	0	0	0	2		
33	KRAMER, Kelby	g	1-1	0-0	1-3	0	0	0	5	3	1	2	1	0	13		
	Team					1	1	2									
Totals			26-47	8-17	12-22	5	15	20	24	72	13	14	3	8	200		

FG % 1st Half: 14-29 48.3% 2nd half: 12-18 66.7% Game: 26-47 55.3% Deadball Rebounds 4  
 3FG % 1st Half: 6-12 50.0% 2nd half: 2-5 40.0% Game: 8-17 47.1%  
 FT % 1st Half: 6-12 50.0% 2nd half: 6-10 60.0% Game: 12-22 54.5%

## Creighton 98 • 6-1

#	Player	Total			3-Ptr			Rebounds			PF	TP	A	TO	Blk	Stl	Min
		FG-FGA	FG-FGA	FT-FTA	Off	Def	Tot										
15	KRAMPEL, Martin	f	5-7	1-1	6-7	1	5	6	2	17	1	0	0	1	0	1	21
23	JEFFERSON, Damien	f	4-6	3-3	7-8	1	2	3	2	18	2	1	0	0	0	0	29
01	MINTZ, Davion	g	4-5	1-1	0-0	1	4	5	4	9	3	2	0	2	0	2	20
05	ALEXANDER, Ty-Shon	g	5-9	2-5	1-2	0	1	1	2	13	3	3	0	0	0	0	32
24	BALLOCK, Mitch	g	5-7	4-6	0-0	1	1	2	3	14	1	0	0	1	0	1	25
02	CASHAW, Connor	g	1-3	1-2	3-5	0	0	0	1	6	0	2	0	0	0	0	11
11	ZEGAROWSKI, Marcus	g	4-9	1-4	2-2	0	5	5	3	11	6	0	0	1	0	1	24
12	SCURRY, Jordan	g	0-1	0-1	1-2	0	0	0	0	1	0	0	0	0	0	0	3
13	BISHOP, Christian	g	1-1	0-0	0-2	2	0	2	0	2	0	0	0	0	1	3	3
14	JOSEPH, Kaleb	g	0-1	0-1	0-0	1	0	1	1	0	1	2	0	0	0	0	13
31	FROLING, Samson	g	0-1	0-0	0-0	1	0	1	1	0	0	2	0	0	0	0	9
41	EPPERSON, Jacob	g	3-3	0-0	1-2	1	4	5	0	7	0	0	0	1	0	1	10
	Team					3	0	3									
Totals			32-53	13-24	21-30	12	22	34	19	98	17	12	1	6	200		

FG % 1st Half: 16-24 66.7% 2nd half: 16-29 55.2% Game: 32-53 60.4% Deadball Rebounds 3  
 3FG % 1st Half: 7-10 70.0% 2nd half: 6-14 42.9% Game: 13-24 54.2%  
 FT % 1st Half: 10-11 90.9% 2nd half: 11-19 57.9% Game: 21-30 70.0%

Officials: Jeffrey Anderson, Tommy Morrissey, A.J. Desai  
 Technical fouls: Montana-None. Creighton-None.  
 Attendance: 16457  
 Fouled out: Visitor #33 with 4:32 left in 2nd half.

Score by periods	1st	2nd	Total
Montana	40	32	72
Creighton	49	49	98

	In	Paint	Off	T/O	2nd	Chance	Break	Bench
Points	34	29	11	6	2	12		
UM	30	16	4	2	27			
CU								

## Game #7

Dec. 3, 2018

Missoula, Mont.



80

52

## College of Idaho 52 • 13-1

#	Player	Total		3-Ptr	Rebounds			PF	TP	A	TO	Blk	Stl	Min	
		FG-FGA	FG-FGA	FT-FTA	Off	Def	Tot								
03	BRUNNER, Jake	f	1-4	0-1	0-0	1	2	3	1	2	2	3	0	0	21
25	MEYERS, Matt	f	1-7	0-1	4-4	4	4	8	0	6	0	3	0	0	19
11	PINCKNEY, Talon	g	0-3	0-2	0-0	1	1	2	1	0	0	3	0	2	14
22	PALU-THOMPSON, Keun	g	2-8	1-3	0-1	0	1	1	1	5	1	0	0	0	14
31	BRUNEEL, Nate	g	1-7	0-4	0-0	1	2	3	1	2	0	0	0	0	19
00	GALLOWAY, Jalen		1-6	0-2	0-0	2	3	5	1	2	0	2	0	0	14
01	BERRYHILL, Gibson		3-7	3-5	0-0	0	1	1	1	9	2	0	0	0	17
02	SAUNDERS, Justin		3-6	2-4	2-2	1	0	1	1	10	0	1	0	1	18
05	WEBSTER, Daniel		2-2	0-0	0-0	0	0	0	2	4	0	1	0	1	10
12	MILES-WILLIAMS, Ivor		3-3	0-0	0-0	0	3	3	2	6	0	0	1	1	12
14	WADSWORTH, Derek		0-2	0-1	0-0	0	0	0	1	0	0	1	0	0	12
21	DESAULNIERS, Connor		1-3	0-0	0-0	1	1	2	2	2	1	2	0	0	17
30	MODROW, Kamron		1-4	1-4	0-0	1	2	3	0	3	0	0	0	0	8
32	RUSSELL, Jacob		0-2	0-0	1-2	0	0	0	1	1	0	0	0	2	5
	Team					4	1	5							
Totals			19-64	7-27	7-9	16	21	37	15	52	6	16	1	7	200

FG % 1st Half: 7-32 21.9% 2nd half: 12-32 37.5% Game: 19-64 29.7% Deadball Rebounds 0  
 3FG % 1st Half: 4-14 28.6% 2nd half: 3-13 23.1% Game: 7-27 25.9%  
 FT % 1st Half: 4-4 100.0 2nd half: 3-5 60.0% Game: 7-9 77.8%

## Montana 80 • 5-2

#	Player		Total		3-Ptr		Rebounds			PF	TP	A	TO	Blk	Stl	Min
			FG-FGA	FG-FGA	FT-FTA	Off	Def	Tot								
33	KRAMER, Kelby	c	1-2	0-0	0-0	1	5	6	1	2	0	0	3	1	22	
00	OGUINE, Michael	g	3-6	0-2	0-2	2	2	4	2	6	1	1	3	0	23	
04	PRIDGETT, Sayeed	g	8-10	0-0	1-2	2	6	8	0	17	3	3	0	0	24	
18	RORIE, Ahmaad	g	7-11	3-5	0-0	0	3	3	0	17	7	1	0	1	29	
24	MOOREHEAD, Bobby	g	5-9	3-7	1-2	0	3	3	1	14	2	0	0	0	19	
01	FALLS, Timmy		4-5	1-2	2-2	0	3	3	2	11	3	4	1	3	19	
02	DORSEY, Donovan		0-1	0-0	0-0	1	1	0	0	0	0	0	1	0	14	
03	BROWN, Freddy		0-2	0-0	0-0	1	0	1	0	0	0	0	0	0	2	
12	MANUEL, Kendal		2-6	2-6	2-2	0	2	2	0	8	2	1	0	1	20	
13	CARTER, Ben		0-0	0-0	0-0	0	1	1	0	0	0	0	0	0	1	
23	ANDERSON, Mack		2-4	0-0	1-3	0	1	1	1	5	0	2	3	0	16	
32	JONES, Peter		0-0	0-0	0-0	0	0	0	0	0	0	0	0	0	1	
	Team					1	4	5								
Totals			32-56	9-23	7-13	2	31	38	8	80	18	12	10	6	200	

## MONTANA BASKETBALL



## 2017-18 SEASON STATISTICS - ALL GAMES

RECORD:	OVERALL	HOME	AWAY	NEUTRAL
ALL GAMES	26-8	14-0	8-6	4-2
CONFERENCE	16-2	9-0	7-2	0-0
NON-CONFERENCE	10-6	5-0	1-4	4-2

##	Player	gp-gs	min	avg	Total		3-Point		F-Throw		Rebounds				pf dq		a	to	blk	stl	pts	avg
					fg-fga	fg%	3fg-fga	3fg%	ft-fa	ft%	off	def	tot	avg								
14	RORIE, Ahmaad	34-34	121	35.8	206-488	.42	59-174	.33	113-133	.85	32	101	133	3.9	64	0	125	67	5	42	584	17.2
00	OGUINE, Michael	34-34	109	32.2	177-384	.46	46-129	.35	137-186	.73	73	115	188	5.5	95	2	67	45	18	48	537	15.8
15	AKOH, Jamar	34-34	881	25.9	158-277	.57	1-5	.20	118-177	.66	80	145	225	6.6	113	4	37	71	23	30	435	12.8
04	PRIDGETT, Sayee	34-0	770	22.6	122-264	.46	3-16	.18	40-61	.65	35	111	146	4.3	102	2	44	65	14	41	287	8.4
20	KRSLOVIC, Fabija	34-34	847	24.9	92-163	.56	0-6	.00	67-94	.71	52	120	172	5.1	95	3	48	50	19	30	251	7.4
24	MOOREHEAD, Bo	34-34	108	31.9	82-215	.38	51-145	.35	35-49	.71	27	147	174	5.1	75	1	41	39	18	41	250	7.4
01	FALLS, Timmy	33-0	563	17.1	48-116	.41	22-54	.40	26-36	.72	7	25	32	1.0	78	3	51	41	2	25	144	4.4
05	NICHOLAS, Karl	30-0	287	9.6	47-78	.60	0-0	.00	12-36	.33	31	37	68	2.3	70	1	5	29	12	6	106	3.5
40	BESOVIC, Admir	18-0	31	1.7	6-9	.66	0-0	.00	1-1	1.000	2	3	5	0.3	10	0	1	2	1	0	13	0.7
13	SPOJA, Trever	20-0	56	2.8	3-17	.17	2-14	.14	1-2	.50	1	2	3	0.2	8	0	3	3	1	0	9	0.5
10	ESPE, Lars	17-0	42	2.5	2-6	.33	1-3	.33	1-5	.20	2	1	3	0.2	4	0	5	2	1	0	6	0.4
03	BEVENS, Niko	15-0	24	1.6	1-4	.25	1-3	.33	0-0	.00	1	0	1	0.1	2	0	1	1	0	1	3	0.2
Team											59	48	107				7					
Total.....		34	6900		944-202	.46	186-549	.33	551-780	.70	402	855	125	37.0	716	16	428	422	114	264	262	77.2
Opponents.....		34	6901		784-182	.43	209-584	.35	552-764	.72	299	803	110	32.4	675	-	343	524	129	168	232	68.5

TEAM STATISTICS	UM	OPP
SCORING	2625	2329
Points per game	77.2	68.5
Scoring margin	+8.7	-
FIELD GOALS-ATT	944-2021	784-1825
Field goal pct	.467	.430
3 POINT FG-ATT	186-549	209-584
3-point FG pct	.339	.358
3-pt FG made per gam	5.5	6.1
FREE THROWS-ATT	551-780	552-764
Free throw pct	.706	.723
F-Throws made per ga	16.2	16.2
REBOUNDS	1257	1102
Rebounds per game	37.0	32.4
Rebounding margin	+4.6	-
ASSISTS	428	343
Assists per game	12.6	10.1
TURNOVERS	422	524
Turnovers per game	12.4	15.4
Turnover margin	+3.0	-
Assist/turnover ratio	1.0	0.7
STEALS	264	168
Steals per game	7.8	4.9
BLOCKS	114	129
Blocks per game	3.4	3.8
ATTENDANCE	56568	55538
Home games-Avg/Gam	14-4041	14-2659
Neutral site-Avg/Game	-	6-3053

Score by Periods	1st	2nd	OT	Totals
Montana	1197	1391	37	2625
Opponents	1089	1210	30	2329

Date	Opponent		Score	Att.
11/10/17	WHITWORTH	W	72-60	3056
11/13/17	at Pitt	Wot	83-78	3102
11/15/17	at Penn State	L	57-70	5854
11/20/17	vs Oral Roberts	W	69-64	1682
11/21/17	vs UC Santa Barbara	L	73-80	1239
11/26/17	CARROLL	W	86-75	2804
11/29/17	at Stanford	L	54-70	3145
12/3/17	CSUN	W	86-68	2734
12/9/17	at Georgia State	L	68-71	1224
12/17/17	UC RIVERSIDE	W	77-61	2817
12/19/17	UC IRVINE	W	86-68	3106
12/22/17	at Washington	L	63-66	5915
* 12/28/17	at Northern Arizona	W	87-69	604
* 12/30/17	at Southern Utah	W	79-49	1263
* 1/4/18	NORTH DAKOTA	W	109-79	3220
* 1/6/18	NORTHERN COLORADO	W	89-80	4119
* 1/11/18	at Sacramento State	W	78-66	721
* 1/13/18	at Portland State	W	92-89	925
* 1/20/18	at Montana State	W	67-52	6772
* 1/25/18	SOUTHERN UTAH	W	71-47	4040
* 1/27/18	NORTHERN ARIZONA	W	82-64	5108
* 2/1/18	at Northern Colorado	W	88-79	1413
* 2/3/18	at North Dakota	W	72-67	2089
* 2/8/18	PORTLAND STATE	W	80-60	4082
* 2/10/18	SACRAMENTO STATE	Wot	71-69	4592
* 2/15/18	at Eastern Washington	L	65-74	2354
* 2/17/18	at Idaho	Lot	77-79	1839
* 2/24/18	MONTANA STATE	W	90-63	7256
* 3/1/18	WEBER STATE	W	75-57	4922
* 3/3/18	IDAHO STATE	W	75-64	4712
3/8/18	vs North Dakota	W	84-76	0
3/9/18	vs Northern Colorado	Wot	91-89	0
3/10/18	vs Eastern Washington	W	82-65	1378
3/15/18	vs Michigan	L	47-61	14019



## MONTANA BASKETBALL



## 2017-18 SEASON STATISTICS - BIG SKY GAMES

RECORD:	OVERALL	HOME	AWAY	NEUTRAL
ALL GAMES	16-2	9-0	7-2	0-0
CONFERENCE	16-2	9-0	7-2	0-0
NON-CONFERENCE	0-0	0-0	0-0	0-0

##	Player	gp-gs	min	avg	Total		3-Point		F-Throw		Rebounds				pf	dq	a	to	blk	stl	pts	avg
					fg-fga	fg%	3fg-fga	3fg%	ft-fa	ft%	off	def	tot	avg								
14	RORIE, Ahmaad	18-18	619	34.4	106-244	.43	30-81	.37	50-53	.94	15	48	63	3.5	31	0	66	32	3	19	292	16.2
00	OGUINE, Michael	18-18	557	30.9	94-195	.48	28-72	.38	70-91	.76	36	67	103	5.7	47	1	35	19	5	26	286	15.9
15	AKOH, Jamar	18-18	484	26.9	96-166	.57	0-2	.00	78-114	.68	42	84	126	7.0	64	4	17	42	10	17	270	15.0
20	KRSLOVIC, Fabija	18-18	460	25.6	58-92	.63	0-1	.00	40-57	.70	28	67	95	5.3	51	1	32	28	8	15	156	8.7
04	PRIDGETT, Sayee	18-0	399	22.2	63-132	.47	1-5	.20	23-35	.65	15	57	72	4.0	52	1	25	28	4	21	150	8.3
24	MOOREHEAD, Bo	18-18	545	30.3	36-99	.36	23-65	.35	18-24	.75	11	86	97	5.4	40	0	21	19	6	27	113	6.3
01	FALLS, Timmy	18-0	351	19.5	32-76	.42	16-37	.43	23-31	.74	3	16	19	1.1	49	2	40	24	1	18	103	5.7
05	NICHOLAS, Karl	17-0	155	9.1	24-39	.61	0-0	.00	8-20	.40	11	24	35	2.1	38	1	4	12	10	5	56	3.3
40	BESOVIC, Admir	8-0	17	2.1	4-6	.66	0-0	.00	1-1	1.000	0	0	0	0.0	5	0	1	1	0	0	9	1.1
10	ESPE, Lars	8-0	26	3.3	2-4	.50	1-1	1.000	1-3	.33	1	1	2	0.3	1	0	4	0	1	0	6	0.8
13	SPOJA, Trever	10-0	26	2.6	2-8	.25	1-5	.20	1-2	.50	1	2	3	0.3	5	0	1	1	0	0	6	0.6
03	BEVENS, Niko	6-0	11	1.8	0-0	.00	0-0	.00	0-0	.00	0	0	0	0.0	1	0	0	0	0	0	0	0.0
Team											37	29	66					3				
Total.....		18	3650		517-106	.48	100-269	.37	313-431	.72	200	481	681	37.8	384	10	246	209	48	148	144	80.4
Opponents.....		18	3650		401-997	.40	113-342	.33	292-401	.72	179	413	592	32.9	375	-	179	264	61	80	120	67.1

TEAM STATISTICS	UM	OPP
SCORING	1447	1207
Points per game	80.4	67.1
Scoring margin	+13.3	-
FIELD GOALS-ATT	517-1061	401-997
Field goal pct	.487	.402
3 POINT FG-ATT	100-269	113-342
3-point FG pct	.372	.330
3-pt FG made per gam	5.6	6.3
FREE THROWS-ATT	313-431	292-401
Free throw pct	.726	.728
F-Throws made per ga	17.4	16.2
REBOUNDS	681	592
Rebounds per game	37.8	32.9
Rebounding margin	+4.9	-
ASSISTS	246	179
Assists per game	13.7	9.9
TURNOVERS	209	264
Turnovers per game	11.6	14.7
Turnover margin	+3.1	-
Assist/turnover ratio	1.2	0.7
STEALS	148	80
Steals per game	8.2	4.4
BLOCKS	48	61
Blocks per game	2.7	3.4
ATTENDANCE	42051	17980
Home games-Avg/Gam	9-4672	9-1998
Neutral site-Avg/Game	-	0-0

Date	Opponent	Score	Att.
* 12/28/17	at Northern Arizona	w 87-69	604
* 12/30/17	at Southern Utah	w 79-49	1263
* 1/4/18	NORTH DAKOTA	w 109-79	3220
* 1/6/18	NORTHERN COLORADO	w 89-80	4119
* 1/11/18	at Sacramento State	w 78-66	721
* 1/13/18	at Portland State	w 92-89	925
* 1/20/18	at Montana State	w 67-52	6772
* 1/25/18	SOUTHERN UTAH	w 71-47	4040
* 1/27/18	NORTHERN ARIZONA	w 82-64	5108
* 2/1/18	at Northern Colorado	w 88-79	1413
* 2/3/18	at North Dakota	w 72-67	2089
* 2/8/18	PORTLAND STATE	w 80-60	4082
* 2/10/18	SACRAMENTO STATE	wot 71-69	4592
* 2/15/18	at Eastern Washington	L 65-74	2354
* 2/17/18	at Idaho	Lot 77-79	1839
* 2/24/18	MONTANA STATE	w 90-63	7256
* 3/1/18	WEBER STATE	w 75-57	4922
* 3/3/18	IDAHO STATE	w 75-64	4712

\* - Conference game

Score by Periods	1st	2nd	OT	Totals
Montana	663	768	16	1447
Opponents	545	646	16	1207



## 2017-18 SEASON STATISTICS - HOME GAMES

#	Player	gp-gs	min	avg	Total		3-Point		F-Throw		Rebounds				pf	dq	a	to	blk	stl	pts	avg
					fg-fga	fg%	3fg-fga	3fg%	ft-fa	ft%	off	def	tot	avg								
14	RORIE, Ahmaad	14-14	472	33.7	82-193	.42	20-62	.32	49-62	.79	15	43	58	4.1	25	0	49	24	2	18	233	16.6
00	OGUINE, Michael	14-14	448	32.0	73-157	.46	22-57	.38	54-77	.70	36	55	91	6.5	29	0	28	24	10	17	222	15.9
15	AKOH, Jamar	14-14	367	26.2	76-124	.61	0-0	.00	65-94	.69	34	62	96	6.9	48	3	23	33	13	6	217	15.5
04	PRIDGETT, Sayee	14-0	320	22.9	61-119	.51	1-5	.20	16-22	.72	14	55	69	4.9	36	1	21	25	6	18	139	9.9
24	MOOREHEAD, Bo	14-14	429	30.6	33-72	.45	18-43	.41	13-16	.81	11	56	67	4.8	26	0	17	11	5	21	97	6.9
01	FALLS, Timmy	13-0	234	18.0	26-59	.44	14-31	.45	16-20	.80	4	12	16	1.2	41	2	17	14	0	10	82	6.3
20	KRSLOVIC, Fabija	14-14	323	23.1	30-59	.50	0-3	.00	19-27	.70	18	39	57	4.1	36	2	26	16	7	10	79	5.6
05	NICHOLAS, Karl	12-0	128	10.7	23-29	.79	0-0	.00	5-16	.31	12	19	31	2.6	30	0	3	17	9	4	51	4.3
40	BESOVIC, Admir	11-0	19	1.7	5-8	.62	0-0	.00	1-1	1.000	1	2	3	0.3	5	0	1	1	1	0	11	1.0
13	SPOJA, Trevor	11-0	44	4.0	3-13	.23	2-10	.20	1-2	.50	1	2	3	0.3	6	0	3	2	1	0	9	0.8
10	ESPE, Lars	10-0	28	2.8	2-3	.66	1-1	1.000	1-5	.20	1	1	2	0.2	2	0	5	1	1	0	6	0.6
03	BEVENS, Niko	7-0	13	1.9	1-1	1.000	1-1	1.000	0-0	.00	0	0	0	0.0	2	0	0	1	0	0	3	0.4
Team											23	27	50					3				
Total.....		14	2825		415-837	.49	79-213	.37	240-342	.70	170	373	543	38.8	286	8	193	172	55	104	114	82.1
Opponents.....		14	2825		308-760	.40	84-246	.34	215-302	.71	121	313	434	31.0	292	-	124	220	50	61	915	65.4

## 2017-18 SEASON STATISTICS - ROAD GAMES

#	Player	gp-gs	min	avg	Total		3-Point		F-Throw		Rebounds				pf	dq	a	to	blk	stl	pts	avg
					fg-fga	fg%	3fg-fga	3fg%	ft-fa	ft%	off	def	tot	avg								
14	RORIE, Ahmaad	14-14	516	36.9	86-205	.42	26-78	.33	38-40	.95	10	40	50	3.6	30	0	49	32	2	14	236	16.9
00	OGUINE, Michael	14-14	437	31.2	69-157	.43	16-53	.30	55-73	.75	26	37	63	4.5	46	1	25	14	5	22	209	14.9
15	AKOH, Jamar	14-14	371	26.5	62-115	.53	1-4	.25	47-72	.65	35	61	96	6.9	51	1	9	30	8	19	172	12.3
20	KRSLOVIC, Fabija	14-14	366	26.1	43-68	.63	0-3	.00	31-43	.72	23	58	81	5.8	44	0	20	26	9	15	117	8.4
24	MOOREHEAD, Bo	14-14	469	33.5	38-109	.34	25-75	.33	15-21	.71	10	69	79	5.6	31	0	19	19	7	18	116	8.3
04	PRIDGETT, Sayee	14-0	312	22.3	39-91	.42	1-5	.20	20-34	.58	16	36	52	3.7	49	1	15	28	6	16	99	7.1
01	FALLS, Timmy	14-0	235	16.8	15-42	.35	7-19	.36	10-16	.62	2	8	10	0.7	24	0	29	19	1	11	47	3.4
05	NICHOLAS, Karl	14-0	110	7.9	13-33	.39	0-0	.00	6-12	.50	12	16	28	2.0	32	1	1	8	3	2	32	2.3
40	BESOVIC, Admir	4-0	9	2.3	1-1	1.000	0-0	.00	0-0	.00	1	0	1	0.3	4	0	0	1	0	0	2	0.5
03	BEVENS, Niko	5-0	6	1.2	0-0	.00	0-0	.00	0-0	.00	0	0	0	0.0	0	0	0	0	0	0	0	0.0
10	ESPE, Lars	4-0	10	2.5	0-2	.00	0-1	.00	0-0	.00	1	0	1	0.3	1	0	0	1	0	0	0	0.0
13	SPOJA, Trevor	7-0	9	1.3	0-3	.00	0-3	.00	0-0	.00	0	0	0	0.0	2	0	0	1	0	0	0	0.0
Team											29	16	45					4				
Total.....		14	2850		366-826	.44	76-241	.31	222-311	.71	165	341	506	36.1	314	4	167	183	41	117	103	73.6
Opponents.....		14	2850		322-747	.43	79-231	.34	256-346	.74	135	343	478	34.1	270	-	150	219	62	77	979	69.9

## 2017-18 SEASON STATISTICS - NEUTRAL-SITE GAMES

#	Player	gp-gs	min	avg	Total		3-Point		F-Throw		Rebounds				pf	dq	a	to	blk	stl	pts	avg
					fg-fga	fg%	3fg-fga	3fg%	ft-fa	ft%	off	def	tot	avg								
14	RORIE, Ahmaad	6-6	230	38.3	38-90	.42	13-34	.38	26-31	.83	7	18	25	4.2	9	0	27	11	1	10	115	19.2
00	OGUINE, Michael	6-6	211	35.2	35-70	.50	8-19	.42	28-36	.77	11	23	34	5.7	20	1	14	7	3	9	106	17.7
20	KRSLOVIC, Fabija	6-6	158	26.3	19-36	.52	0-0	.00	17-24	.70	11	23	34	5.7	15	1	2	8	3	5	55	9.2
04	PRIDGETT, Sayee	6-0	138	23.0	22-54	.40	1-6	.16	4-5	.80	5	20	25	4.2	17	0	8	12	2	7	49	8.2
15	AKOH, Jamar	6-6	143	23.8	20-38	.52	0-1	.00	6-11	.54	11	22	33	5.5	14	0	5	8	2	5	46	7.7
24	MOOREHEAD, Bo	6-6	187	31.2	11-34	.32	8-27	.29	7-12	.58	6	22	28	4.7	18	1	5	9	6	2	37	6.2
05	NICHOLAS, Karl	4-0	49	12.3	11-16	.68	0-0	.00	1-8	.12	7	2	9	2.3	8	0	1	4	0	0	23	5.8
01	FALLS, Timmy	6-0	94	15.7	7-15	.46	1-4	.25	0-0	.00	1	5	6	1.0	13	1	5	8	1	4	15	2.5
13	SPOJA, Trevor	2-0	3	1.5	0-1	.00	0-1	.00	0-0	.00	0	0	0	0.0	0	0	0	0	0	0	0	0.0
40	BESOVIC, Admir	3-0	3	1.0	0-0	.00	0-0	.00	0-0	.00	0	1	1	0.3	1	0	0	0	0	0	0	0.0
10	ESPE, Lars	3-0	4	1.3	0-1	.00	0-1	.00	0-0	.00	0	0	0	0.0	1	0	0	0	0	0	0	0.0
03	BEVENS, Niko	3-0	5	1.7	0-3	.00	0-2	.00	0-0	.00	1	0	1	0.3	0	0	1	0	0	1	0	0.0
Team											7	6	13									
Total.....		6	1225		163-358	.45	31-95	.32	89-127	.70	67	142	209	34.8	116	4	68	67	18	43	446	74.3
Opponents.....		6	1226		154-318	.48	46-107	.43	81-116	.69	43	147	190	31.7	113	-	69	85	17	30	435	72.5



## 2017-18 GAME-BY-GAME STATISTICS

				--TOTAL--		--3-PTRS--		----FTS----		--REBOUNDS--													
Opponent	Date	Score	W/L	FG-A	Pct.	3FG-A	Pct.	FT-A	Pct.	Off	Def	Tot	Avg	PF	A	TO	Blk	Stl	Pts	Avg			
WHITWORTH	11/10/17	72-60	W	25-62	.403	7-20	.350	15-25	.600	10	23	33	33.0	23	11	11	6	7	72	72.0			
at Pitt	11/13/17	83-78	W (ot)	30-66	.455	7-24	.292	16-25	.640	14	25	39	36.0	23	15	15	6	7	83	77.5			
at Penn State	11/15/17	57-70	L	22-56	.393	6-21	.286	7-15	.467	10	24	34	35.3	22	9	15	5	9	57	70.7			
vs. Oral Roberts	11/20/17	69-64	W	24-56	.429	4-22	.182	17-22	.773	12	22	34	35.0	18	18	10	4	10	69	70.2			
vs. UC Santa Barbara	11/21/17	73-80	L	27-63	.429	6-22	.273	13-21	.619	17	15	32	34.4	28	12	17	3	8	73	70.8			
CARROLL	11/26/17	86-75	W	33-59	.559	5-13	.385	15-27	.556	14	19	33	34.2	19	13	16	2	9	86	73.3			
at Stanford	11/29/17	54-70	L	19-65	.292	4-25	.160	12-17	.706	14	20	34	34.1	27	7	11	5	6	54	70.6			
CSUN	12/3/17	86-68	W	31-60	.517	4-12	.333	20-25	.800	13	23	36	34.4	22	15	12	6	5	86	72.5			
at Georgia State	12/9/17	68-71	L	21-58	.362	5-22	.227	21-26	.808	14	26	40	35.0	21	10	15	5	11	68	72.0			
UC RIVERSIDE	12/17/17	77-61	W	24-48	.500	5-18	.278	24-31	.774	11	29	40	35.5	18	7	20	5	7	77	72.5			
UC IRVINE	12/19/17	86-68	W	32-61	.525	7-15	.467	15-25	.600	15	22	37	35.6	22	15	11	2	6	86	73.7			
at Washington	12/22/17	63-66	L	27-67	.403	5-15	.333	4-6	.667	20	21	41	36.1	19	12	20	6	6	63	72.8			
at Northern Arizona	12/28/17	87-69	W	29-65	.446	7-17	.412	22-29	.759	16	26	42	36.5	26	13	11	4	11	87	73.9			
at Southern Utah	12/30/17	79-49	W	31-63	.492	4-16	.250	13-14	.929	6	32	38	36.6	23	13	6	1	8	79	74.3			
NORTH DAKOTA	1/4/18	109-79	W	40-65	.615	8-14	.571	21-30	.700	8	31	39	36.8	25	21	8	3	10	109	76.6			
NORTHERN COLO.	1/6/18	89-80	W	29-57	.509	3-7	.429	28-33	.848	14	26	40	37.0	22	13	13	4	8	89	77.4			
at Sacramento State	1/11/18	78-66	W	26-57	.456	7-13	.538	19-22	.864	15	21	36	36.9	22	13	12	0	14	78	77.4			
at Portland State	1/13/18	92-89	W	27-49	.551	5-11	.455	33-47	.702	11	27	38	37.0	25	13	19	1	7	92	78.2			
at Montana State	1/20/18	67-52	W	26-58	.448	4-12	.333	11-16	.688	9	27	36	36.9	23	10	8	3	7	67	77.6			
SOUTHERN UTAH	1/25/18	71-47	W	22-52	.423	7-12	.583	20-28	.714	8	28	36	36.9	23	7	9	4	9	71	77.3			
NORTHERN ARIZONA	1/27/18	82-64	W	34-62	.548	12-28	.429	2-6	.333	11	17	28	36.5	22	14	15	2	9	82	77.5			
at Northern Colo.	2/1/18	88-79	W	32-58	.552	5-9	.556	19-32	.594	13	29	42	36.7	25	10	12	2	5	88	78.0			
at North Dakota	2/3/18	72-67	W	27-56	.482	5-18	.278	13-19	.684	7	24	31	36.5	21	17	13	1	8	72	77.7			
PORTLAND STATE	2/8/18	80-60	W	28-61	.459	2-11	.182	22-29	.759	15	32	47	36.9	20	15	10	7	7	80	77.8			
SACRAMENTO STATE	2/10/18	71-69	W (ot)	24-63	.381	7-22	.318	16-21	.762	10	31	41	37.1	17	14	9	5	5	71	77.6			
at Eastern Washington	2/15/18	65-74	L	22-51	.431	6-22	.273	15-19	.789	7	20	27	36.7	17	14	15	1	9	65	77.1			
at Idaho	2/17/18	77-79	L (ot)	27-57	.474	6-16	.375	17-24	.708	9	19	28	36.4	20	11	11	1	9	77	77.1			
MONTANA STATE	2/24/18	90-63	W	35-66	.530	5-15	.333	15-24	.625	13	33	46	36.7	24	18	12	3	10	90	77.5			
IDAHO STATE	3/3/18	75-64	W	27-63	.429	3-17	.176	18-24	.750	17	28	45	37.2	12	8	11	4	5	75	77.4			
vs. Northern Colo.	3/9/18	91-89	W (ot)	35-73	.479	1-6	.167	20-29	.690	15	22	37	37.3	24	8	7	4	7	91	78.0			
vs. Eastern Washington	3/10/18	82-65	W	29-49	.592	9-18	.500	15-20	.750	5	25	30	37.1	11	13	8	2	7	82	78.1			
VS MICHIGAN	3/15/18	47-61	L	18-56	.321	3-15	.200	8-11	.727	8	25	33	37.0	21	7	12	2	7	47	77.2			
MONTANA		2625		944-2021	.467	186-549	.339	551-780	.706	402	855	1257	37.0	716	428	422	114	264	2625	77.2			
OPPONENTS		2329		784-1825	.430	209-584	.358	552-764	.723	299	803	1102	32.4	675	343	524	129	168	2329	68.5			



## 2017-18 GAME-BY-GAME COMPARISONS

Opponent	1st	2nd	Score	Total FG	FG Pct.	3-Pointers	3FG Pct.	Free Throws	FT Pct.	RBs	Assists	TOs	Blocks	Steals	Fouls
WHITWORTH	32/29	40/31	72-60	25-62/19-47	.403/.404	7-20/4-12	.350/.333	15-25/18-26	.600/.692	33/42	11/5	11/24	6/3	7/3	23/21
at Pitt	37/35	36/38	83-78	30-66/27-61	.455/.443	7-24/6-15	.292/.400	16-25/18-24	.640/.750	39/38	15/12	15/19	6/3	7/4	23/22
at Penn State	29/34	28/36	57-70	22-56/25-50	.393/.500	6-21/6-12	.286/.500	7-15/14-24	.467/.583	34/32	9/12	15/15	5/9	9/3	22/15
vs. Oral Roberts	31/24	38/40	69-64	24-56/23-52	.429/.442	4-22/8-16	.182/.500	17-22/10-15	.773/.667	34/31	18/13	10/16	4/3	10/6	18/18
vs. UC Santa Barbara	27/38	46/42	73-80	27-63/23-41	.429/.561	6-22/6-14	.273/.429	13-21/28-35	.619/.800	32/30	12/11	17/21	3/8	8/5	28/24
CARROLL	46/42	40/33	86-75	33-59/25-45	.559/.556	5-13/8-12	.385/.667	15-27/17-20	.556/.850	33/22	13/14	16/20	2/5	9/6	19/24
at Stanford	25/30	29/40	54-70	19-65/21-48	.292/.438	4-25/3-11	.160/.273	12-17/25-33	.706/.758	34/47	7/12	11/18	5/5	6/5	27/14
CSUN	41/36	45/32	86-68	31-60/25-52	.517/.481	4-12/4-12	.333/.333	20-25/14-23	.800/.609	36/27	15/11	12/16	6/3	5/4	22/20
at Georgia State	26/43	42/28	68-71	21-58/23-55	.362/.418	5-22/5-20	.227/.250	21-26/20-26	.808/.769	40/33	10/9	15/14	5/6	11/9	21/17
UC RIVERSIDE	33/21	44/40	77-61	24-48/20-52	.500/.385	5-18/5-17	.278/.294	24-31/16-23	.774/.696	40/23	7/6	20/16	5/2	7/6	18/22
UC IRVINE	39/29	47/39	86-68	32-61/21-49	.525/.429	7-15/6-15	.467/.400	15-25/20-27	.600/.741	37/29	15/10	11/15	2/4	6/6	22/18
at Washington	32/33	31/33	63-66	27-67/23-51	.403/.451	5-15/3-9	.333/.333	4-6/17-21	.667/.810	41/27	12/4	20/18	6/11	6/12	19/14
at Northern Arizona	42/30	45/39	87-69	29-65/16-49	.446/.327	7-17/7-17	.412/.412	22-29/30-35	.759/.857	42/33	13/10	11/19	4/7	11/4	26/22
at Southern Utah	39/20	40/29	79-49	31-63/15-57	.492/.263	4-16/4-15	.250/.267	13-14/15-21	.929/.714	38/42	13/7	6/15	1/3	8/2	23/14
NORTH DAKOTA	50/29	59/50	109-79	40-65/24-63	.615/.381	8-14/8-31	.571/.258	21-30/23-26	.700/.885	39/33	21/8	8/13	3/3	10/4	25/26
NORTHERN COLO.	43/28	46/52	89-80	29-57/25-57	.509/.439	3-7/14-26	.429/.538	28-33/16-21	.848/.762	40/25	13/15	13/15	4/5	8/7	22/25
at Sacramento State	32/35	46/31	78-66	26-57/21-40	.456/.525	7-13/7-14	.538/.500	19-22/17-27	.864/.630	36/22	13/10	12/17	0/3	14/6	22/20
at Portland State	42/48	50/41	92-89	27-49/33-77	.551/.429	5-11/5-24	.455/.208	33-47/18-22	.702/.818	38/35	13/13	19/14	1/2	7/11	25/32
at Montana State	33/33	34/19	67-52	26-58/16-50	.448/.320	4-12/3-16	.333/.188	11-16/17-26	.688/.654	36/41	10/9	8/13	3/3	7/3	23/18
SOUTHERN UTAH	30/21	41/26	71-47	22-52/15-49	.423/.306	7-12/1-11	.583/.091	20-28/16-27	.714/.593	36/35	7/4	9/17	4/3	9/1	23/22
NORTHERN ARIZONA	31/24	51/40	82-64	34-62/20-48	.548/.417	12-28/7-16	.429/.438	2-6/17-21	.333/.810	28/32	14/5	15/22	2/0	9/2	22/14
at Northern Colorado	37/37	51/42	88-79	32-58/24-56	.552/.429	5-9/8-26	.556/.308	19-32/23-28	.594/.821	42/32	10/13	12/12	2/2	5/1	25/25
at North Dakota	39/31	33/36	72-67	27-56/24-53	.482/.453	5-18/3-17	.278/.176	13-19/16-23	.684/.696	31/35	17/10	13/14	1/2	8/7	21/17
PORTLAND STATE	34/29	46/31	80-60	28-61/21-67	.459/.313	2-11/6-27	.182/.222	22-29/12-20	.759/.600	47/38	15/9	10/13	7/4	7/4	20/24
SACRAMENTO STATE	34/31	27/30	71-69	24-63/25-58	.381/.431	7-22/8-13	.318/.615	16-21/11-16	.762/.688	41/37	14/14	9/11	5/5	5/3	17/20
at Eastern Washington	32/35	33/39	65-74	22-51/27-48	.431/.563	6-22/7-16	.273/.438	15-19/13-18	.789/.722	27/30	14/15	15/15	1/3	9/6	17/18
at Idaho	35/35	36/36	77-79	27-57/27-52	.474/.519	6-16/12-19	.375/.632	17-24/13-18	.708/.722	28/31	11/14	11/16	1/3	9/4	20/22
MONTANA STATE	37/21	53/42	90-63	35-66/19-61	.530/.311	5-15/6-24	.333/.250	15-24/19-29	.625/.655	46/39	18/8	12/16	3/2	10/3	24/21
WEBER STATE	36/29	39/28	75-57	31-58/22-54	.534/.407	4-9/2-11	.444/.182	9-14/11-16	.643/.688	42/25	22/3	15/10	2/5	7/5	17/15
IDAHO STATE	37/29	38/35	75-64	27-63/27-58	.429/.466	3-17/5-19	.176/.263	18-24/5-7	.750/.714	45/27	8/12	11/12	4/6	5/7	12/20
vs. North Dakota	42/42	42/34	84-76	30-61/27-59	.492/.458	8-12/11-26	.667/.423	16-24/11-15	.667/.733	43/28	10/12	13/10	3/1	4/10	14/17
vs. Northern Colorado	37/37	43/43	91-89	35-73/33-59	.479/.559	1-6/7-11	.167/.636	20-29/16-26	.690/.615	37/39	8/12	7/15	4/2	7/2	24/23
vs. Eastern Washington	29/40	53/25	82-65	29-49/27-60	.592/.450	9-18/9-24	.500/.375	15-20/2-3	.750/.667	30/26	13/10	8/9	2/0	7/3	11/17
vs. Michigan	28/31	19/30	47-61	18-56/21-47	.321/.447	3-15/5-16	.200/.313	8-11/14-22	.727/.636	33/36	7/11	12/14	2/3	7/4	21/14



## THE GRIZZLIES' 2017-18 RECORD WHEN...

## GAME LOCATION

At Dahlberg Arena .....	14-0
On the Road .....	8-6
Neutral Site .....	4-2

## TOP-25 OPPONENT (AP POLL)

At Dahlberg Arena .....	0-0
On the Road .....	0-0
Neutral Site .....	0-1

## ON TV

At Dahlberg Arena .....	6-0
On the Road .....	3-3
Neutral Site .....	3-1

## OVERTIME

At Dahlberg Arena .....	1-0
On the Road .....	1-1
Neutral Site .....	1-0

## HALFTIME SCORE

Leading at the Half .....	19-0
Trailing at the Half .....	3-7
Tied at the Half .....	4-1

## FINAL MARGIN

1-4 .....	3-3
5-9 .....	6-2
10+ .....	17-3

## GRIZ SCORING

<50 .....	0-1
50-59 .....	0-2
60-69 .....	2-3
70-79 .....	9-2
80-89 .....	11-0
90+ .....	4-0

## OPPONENT SCORING

<50 .....	2-0
50-59 .....	2-0
60-69 .....	14-2
70-79 .....	5-5
80-89 .....	3-1
90+ .....	0-0

## FIELD-GOAL PERCENTAGE

Better Field-Goal Percentage .....	20-0
Worse Field-Goal Percentage .....	6-8

UM Shoots <.400 .....	1-4
UM Shoots .400-.449 .....	6-3
UM Shoots .450-.499 .....	7-1
UM Shoots .500+ .....	12-0

Opponent Shoots <.400 .....	8-0
Opponent Shoots .400-.449 .....	11-3
Opponent Shoots .450-.499 .....	4-1
Opponent Shoots .500+ .....	3-4

## 3-POINT SHOOTING

Better 3-Point FG Percentage .....	13-0
Worse 3-Point FG Percentage .....	11-7
Same 3-Point FG Percentage .....	2-1

UM Makes 0-4 .....	9-2
UM Makes 5-7 .....	13-6
UM makes 8+ .....	4-0

Opponent Makes 0-4 .....	7-2
Opponent Makes 5-7 .....	11-5
Opponent Makes 8+ .....	8-1

## FREE-THROW SHOOTING

Better Free-Throw Percentage .....	13-3
Worse Free-Throw Percentage .....	13-5

UM Shoots More FTs .....	16-3
UM Shoots Fewer FTs .....	10-4
UM Shoots Same FTs .....	0-1

UM Makes More FTs .....	13-3
UM Makes Fewer FTs .....	13-5
UM Makes Same FTs .....	0-0

## REBOUNDING

More Rebounds than Opponent .....	20-4
Fewer Rebounds than Opponent .....	6-4
Same Rebounds as Opponent .....	0-0

## ASSISTS

More Assists than Opponent .....	18-3
Fewer Assists than Opponent .....	6-5
Same Assists as Opponent .....	2-0

## TURNOVERS

Fewer Turnovers than Opponent .....	19-4
More Turnovers than Opponent .....	6-2
Same Turnovers as Opponent .....	1-2

UM Makes < 10 .....	7-0
UM Makes 10-15 .....	16-6
UM Makes 16+ .....	3-2

Opponent Makes < 10 .....	1-0
Opponent Makes 10-15 .....	14-4
Opponent Makes 16+ .....	11-4

## TIME OF DAY

Day Game .....	5-1
Night Game .....	21-7

## DAY OF THE WEEK

Monday .....	2-0
Tuesday .....	1-1
Wednesday .....	0-2
Thursday .....	8-2
Friday .....	2-1
Saturday .....	10-2
Sunday .....	3-0

## MONTH

November .....	4-3
December .....	5-2
January .....	7-0
February .....	5-2
March .....	5-1

## UNIFORMS

Gray .....	4-3
Maroon .....	7-5
White .....	15-0

## GRIZ VS. OPPOSING CONFERENCES

ACC .....	1-0
Big Sky .....	19-2
Big Ten .....	0-2
Big West .....	3-1
Pac-12 .....	0-2
Summit League .....	1-0
Sunbelt .....	0-1
West Coast .....	0-0
Non-Division I .....	2-0

## GRIZ IN THE STATE OF

Arizona .....	1-0
California .....	2-2
Colorado .....	1-0
Georgia .....	0-1
Idaho .....	0-1
Kansas .....	0-1
Montana .....	15-0
Nevada .....	3-0
North Dakota .....	1-0
Oregon .....	1-0
Pennsylvania .....	1-1
Utah .....	1-0
Washington .....	0-2



# MONTANA BASKETBALL



## GENERAL

Name of School: ..... University of Montana  
 Abbreviation: ..... UM  
 City/Zip: ..... Missoula, MT 59812  
 Founded: ..... Feb. 17, 1893  
 Enrollment: ..... 12,500  
 Nickname: ..... Grizzlies, Griz  
 School Colors: ..... Maroon (PMS 209) & Silver (PMS 8 C)  
 Arena Name: ..... Dahlberg Arena (7,322)  
 Affiliation: ..... NCAA Division I  
 Conference: ..... Big Sky Conference (Inaugural, 1963)  
 President: ..... Seth Bodnar  
 Athletics Director: ..... Kent Haslam  
 Online Tickets: ..... www.griztix.com  
 Ticket Office Phone: ..... 1-888-MONTANA

## COACHING STAFF

Head Coach: ..... Travis DeCuire  
*Alma Mater, Year:* ..... Montana, 1994  
*Record at UM:* ..... 88-51, 5th Season  
*Career Record* ..... Same  
*Big Sky Conference Record:* ..... 55-17  
*Office Phone:* ..... (406) 243-5334  
*Twitter:* ..... @CoachDeCuire  
 Associate Head Coach: ..... Chris Cobb  
*Alma Mater (Year):* ..... Menlo College, 2009  
*Seasons at UM:* ..... 5th Season  
 Assistant Coach: ..... Rachi Wortham  
*Alma Mater (Year):* ..... Eastern Washington, 2006  
*Seasons at UM:* ..... 3rd Season  
 Assistant Coach: ..... Jay Flores  
*Alma Mater (Year):* ..... Chico State, 2012  
*Seasons at UM:* ..... 3rd Season  
 Graduate Assistant: ..... Jesse Bartels  
 Graduate Assistant: ..... Anderson Klarke  
 Program Coordinator: ..... Julie Tonkin

## HISTORY

First Year of Basketball: ..... 1901-02  
 All-Time Record: ..... 1,468-1,241-1 (.542)  
 All-Time Big Sky Record: ..... 486-316 (.606)  
 All-Time Home Record: ..... 983-406 (.708)  
 Record at Dahlberg Arena (Since 1953): ..... 703-245 (.742)  
 Big Sky Tournament Titles: ..... 10 (Last: 2018)  
 Big Sky Regular-Season Titles: ..... 11 (Last: 2018)  
 Big Sky Runners-Up: ..... 10  
 NCAA Tournament Berths: ..... 11  
 NCAA Tournament Record: ..... 2-12  
 Last NCAA Tournament Berth: ..... 2018 (1st Round vs. Michigan)  
 Last NCAA Tournament Win: ..... 2006 (87-79 vs. #5 Nevada)  
 NIT Berths: ..... 4  
 Last NIT Berth: ..... 2015 (1st Round vs. Texas A&M)

## TEAM INFORMATION

2017-18 Overall Record: ..... 26-8 (.765)  
 2017-18 Big Sky Record: ..... 16-2 (.889)  
 2017-18 Home Record: ..... 14-0 (1.000)  
 2017-18 Away Record: ..... 8-6 (.571)  
 2017-18 Neutral-Site Record: ..... 4-2 (.667)  
 2017-18 Regular Season Finish: ..... 1st  
 Big Sky Tournament Result: ..... 3-0 (1st)  
 2017-18 Postseason: ..... NCAA Tournament First round  
 Starters Returning/Lost: ..... 4/1  
 Letterwinners Returning/Lost: ..... 6/6  
 Newcomers: ..... 6  
 2017-18 Starts Returning: ..... 80.0%  
 2017-18 Minutes Returning: ..... 81.3%  
 2017-18 Points Per Game Returning: ..... 85.2%  
 2017-18 Rebounds Per Game Returning: ..... 71.4%  
 2017-18 Assists Per Game Returning: ..... 85.2%  
 2017-18 Steals Per Game Returning: ..... 86.0%  
 2017-18 Blocks Per Game Returning: ..... 70.2%



### NIC HALLISEY

**Assistant Director of Communications**  
**Men's Basketball, Volleyball, Track & Field**

Email: nic.hallisey@umontana.edu  
 Cell Phone: (970) 231-4789  
 Mailing Address: 32 Campus Dr.  
 Missoula, MT 59812  
 Website: www.GoGriz.com  
 Press Row Phone: (406) 243-4281

**Services:** The UM sports information department provides rosters, releases and updated statistics prior to every game at the Dahlberg Arena press row. Printed box scores will also be available for media during and immediately following the completion of home games. A complete box score will be emailed to media outlets and competing schools after the conclusion of each match.

**Interviews:** All player and coaching staff interviews must be made through Nic Hallisey at least one day in advance to assure a time slot. Players and coaches are not available prior to games.

**Parking:** Parking passes will be issued to media upon request. Please request parking from Nic Hallisey.

**Photographers:** Photographers are limited to the marked areas along sidelines and baselines in accordance with NCAA guidelines. Photographers will not be allowed in team bench areas or behind the official scorer's table.

**Practices:** Media is allowed at Griz basketball practice when proper notice has been given. Please call Nic Hallisey to check practice status (open or closed), as well as time and location.

**Postgame:** Following a cooling-off period, head coach Travis DeCuire and selected UM basketball players will be available to the media. Interviews are to take place on the Dahlberg Arena floor unless otherwise noted. A member of the UM sports information department will be available to assist in arranging postgame interviews as needed.



### Twitter

@MontanaGrizBB #GrizHoops  
 @UMGrizzlies #GoGriz  
 #MontanaTough



### Facebook

@MontanaGrizBB  
 @UMGrizzlies



### Instagram

@UMGrizzlies



### YouTube

Griz TV



## MONTANA BASKETBALL



## TRAVIS DECUIRE

Head Coach | Fourth Season | Montana, 1994

Travis DeCure continues to rewrite Montana's record books as he enters his fifth season as head coach in 2018-19. During his four seasons, the former Griz player has led Montana to three postseason appearances and 20-win seasons, including 2017-18 campaign that featured Big Sky Conference regular-season and tournament titles and an appearance in the NCAA tournament.

DeCure (pronounced: duh-CURE) was tabbed as coach of the year by the Big Sky Conference and the NABC (District 6) in 2018, and made league history by becoming the fastest coach ever to win 50 games (50-15). His current Big Sky winning percentage (55-17, .764) ranks third in league history and is best among coaches with at least 40 wins.

The 2017-18 season was historic on many levels, with Montana posting 26 victories (third in program history), winning both the Big Sky Conference regular-season and tournament titles, and advancing to the NCAA tournament. The 26-8 record included a 14-0 mark on their home court. In late December, Montana closed its non-conference slate with a winning record for the first time in six seasons – featuring a signature victory at Pitt – before beginning Big Sky play 13-0. The 13-game winning streak was the third-longest in school history, in addition to the third-longest active streak in the NCAA at the time. The stretch also featured a program-record seven consecutive road victories.

The Grizzlies finished the season ranked No. 14 in the final College Insider Mid-Major Top 25 poll. Montana had three representatives on the All-Big Sky teams, including first-team selection Ahmaad Rorie and Defensive Player of the Year Michael Oguine. During the 2017-18 season, both guards surpassed 1,000 career points, becoming the 32nd and 33rd players to join UM's exclusive list. Rorie became just the third in UM history to reach the milestone in just his second season.

Montana used the same starting lineup for all 34 contests, leading to a balanced effort. The Grizzlies led the Big Sky in five statistical categories and ranked in the top three in 14. Nationally, the Grizzlies ranked in the top 80 nationally for both scoring offense (78th) and defense (73rd) – one of 15 schools to do so. On offense, Montana shot better than 50 percent a dozen times, ranking 68th nationally at .467 on

## DECUIRE AT A GLANCE

## Personal

Hometown: Seattle, Wash.

Wife: Sabrina

Daughters: Brianna (24), Tamia (5)

## Education

Montana, 1994

Bachelor's: Business Marketing

## Coaching Capsule

Years	School	Position
2014-Pres.	Montana	Head Coach
2012-14	California	Associate Head Coach
2008-12	California	Assistant Coach
2003-08	Old Dominion	Assistant Coach
2001-03	Green River C.C.	Head Coach

## Head Coaching Capsule

Year	Overall	BSC	Place	Postseason
2014-15	20-13	14-4	1st	NIT
2015-16	21-12	14-4	2nd	CBI
2016-17	16-16	11-7	5th	BSC Tour.
2017-18	26-8	16-2	1st	NCAA
2018-19	5-2	0-0	--	--
<b>TOTALS</b>	<b>88-51</b>	<b>55-17</b>	<b>--</b>	<b>--</b>



## MONTANA BASKETBALL



the year. On defense, the Grizzlies were even better. They ranked in the top 30 nationally for turnovers forced (15.4, 22nd), steals (7.8, 23rd) and turnover margin (+3.0, 29th).

In his first season at the helm of a program with a rich history of success, DeCuire's Griz started the year picked to finish eighth in the conference. Led by future European professional Jordan Gregory, UM would go on to defy expectations and win the Big Sky regular-season championship and advance to the National Invitational Tournament (NIT) before finishing the season 20-13 (14-4 BSC).

At the time, he became only the second coach in UM history to notch 20 victories in his first season at the helm – a feat also accomplished by Blaine Taylor in 1991-92 (27-4).

In DeCuire's second year, he followed up with another 20-win season and another trip to the Big Sky championship game, this time led by future European professional Martin Breunig. DeCuire's Grizzlies would once again advance to the postseason, competing in the first round of the CBI tournament against Nevada, finishing with a 21-12 (14-4 BSC) record. He is the only coach in UM history to win at least 20 games in each of his first two seasons.

Paced by 10 underclassmen and just two seniors who played significant time, the Grizzlies went 16-16 (11-7 BSC) in 2016-17, earning a first-round bye in the Big Sky tournament. During the season, DeCuire became the second-fastest UM head coach to reach 50 wins (doing so in 84 contests).

The 2016-17 season was also the second consecutive year in which the Grizzlies have posted a team grade-point average above 3.0, earning NABC Team Academic Excellence recognition both seasons.

Prior to returning to his alma mater as head coach, DeCuire spent six seasons (2008-09 through 2013-14) on the University of California coaching staff – including the final four as associate head coach. Regarded as one of the top tutors in the game, DeCuire helped former Montana mentor Mike Montgomery – a member of the National Collegiate Basketball Hall of Fame – transform Cal into one of the winningest programs in the Pac-12 during his time in Berkeley. The Bears reached the postseason all six years he was on the staff, including the NCAA tournament four times. The Golden Bears boasted 130 wins in his six seasons – the best six-year stretch in school history – winning the 2010 Pac-10 championship. He coached numerous all-conference selections, including conference players of the year Jerome Randle (2010) and Jorge Gutierrez (2012).

DeCuire he spent five seasons (2003-04 through 2007-08) as an as-

sistant coach at Old Dominion, under former Griz head coach and player Blaine Taylor. There, he helped the Monarchs to a combined record of 117-53. The mark included 94 wins during his final four seasons – the most in school history over a four-year stretch. ODU reached the postseason each of those four seasons and advanced to the NCAA tournament in both 2005 and 2007 – winning a school-record 28 contests in 2005. Additionally, the Monarchs reached the NIT semifinals in 2006 and the quarterfinals of the College Basketball Invitational in 2008.

DeCuire, from Seattle, Wash., also has head coaching experience from stints at Sammamish High School and Green River Community College in Washington. At GRCC, DeCuire took over a last-place program and guided it to a conference championship and its first 20-win season in more than 20 years, earning league coach-of-the-year honors in 2003 – his second season. At Sammamish High School in Bellevue, DeCuire led his team to a pair of conference titles, a state tournament appearance and three consecutive trips to the district tournament.

As a point guard for Montana from 1992-94 DeCuire was named All-Big Sky Conference as a junior and senior. He set a school record in just three seasons with 435 career assists. He also established UM's single-season mark with 199 assists as a senior in 1993-94, when he was ranked 12th in the nation, averaging 7.1 assists a game. He was the recipient of the Grizzlies' Carl Dragstedt Award (MVP) as a junior and senior, and received the John Eaheart Award (Outstanding Defensive Player) following his senior year.

As a freshman at Chaminade-Hawaii, he was a starter and team MVP in 1990. He then transferred to Montana and redshirted in 1991. DeCuire attended Mercer Island High School (Wash.), where he was a three-year starter and all-state, team MVP, and a McDonald's All-America honorable mention pick as a senior.

He has a strong commitment to community service and founded and acted as president of the Fastbreak Basketball Association – an organization that assists in teaching life lessons and building self-esteem through basketball to more than 500 students in the Seattle-Tacoma area. Additionally, he has extensive experience in counseling at the Echo Glen Children's Center in Snoqualmie, Wash., from 1996-98, and with the Ryther Children's Center in North Seattle, from 1995-97.

DeCuire graduated from Montana in 1994 with a degree in business marketing. He and his wife, Sabrina, have two daughters – Brianna (24) and Tamia (5).



## MONTANA BASKETBALL



# O | MICHAEL OGUINE

Senior | Guard | 6-2 | 180 | Los Angeles, Calif. (Chaminade Prep H.S.)

**MINUTES**

 Season ..... 38, vs. Miami (Ohio) (11/17/18)  
 Career ..... 44, on two occasions

**STEALS**

 Season ..... 4, vs. Montana Tech (11/12/18)  
 Career ..... 5, on two occasions

**POINTS**

 Season ..... 25, vs. Incarnate Word (11/16/18)  
 Career ..... 39, at Portland State (1/13/18)

**FIELD GOALS**

 Season ..... 10, vs. Incarnate Word (11/16/18)  
 Career ..... 12, at Portland State (1/13/18)

**REBOUNDS**

 Season ..... 10, vs. Georgia State (11/9/18)  
 Career ..... 15, vs. Idaho State (3/3/18)

**FIELD-GOAL ATTEMPTS**

 Season ..... 12, vs. Georgia Southern (11/18/18)  
 Career ..... 22, at Pitt (11/13/17)

**ASSISTS**

 Season ..... 5, vs. Montana Tech (11/12/18)  
 Career ..... 5, on five occasions

**THREE-POINTERS**

 Season ..... 4, vs. Incarnate Word (11/16/18)  
 Career ..... 7, vs. Northern Arizona (1/27/18)

**BLOCKS**

 Season ..... 3, vs. College of Idaho (12/3/18)  
 Career ..... 4, vs. Carroll (11/21/15)

**FREE THROWS**

 Season ..... 10, vs. Georgia State (11/9/18)  
 Career ..... 12, at Portland State (1/13/18)

## 2018-19 GAME-BY-GAME STATISTICS

Date	Opponent	START	MIN	Total		3-Pointers		Free-Throws		Rebounds			PF	A	TO	BLK	STL	PTS	AVG
				FG-FGA	PCT	3FG-FGA	PCT	FT-FTA	PCT	OFF	DEF	TOT							
11/9	Georgia State	*	36	2-4	.500	1-2	.500	10-15	.667	2	8	10	3	4	0	2	1	15	15.0
11/12	Montana Tech	*	24	2-6	.333	0-1	.000	3-4	.750	1	3	4	1	5	1	1	4	7	11.0
11/16	vs. Incarnate Word	*	27	10-11	.909	4-5	.800	1-1	1.000	3	2	5	3	3	2	1	1	25	15.7
11/17	vs. Miami (Ohio)	*	38	3-8	.375	0-2	.000	7-11	.636	0	3	3	4	4	1	0	0	13	15.0
11/18	vs. Georgia Southern	*	36	6-12	.500	0-3	.000	6-7	.857	2	3	5	3	4	2	0	1	18	15.6
11/28	at Creighton	*	33	8-11	.727	2-3	.667	3-7	.429	3	6	9	1	2	3	0	0	21	16.5
12/3	College of Idaho	*	23	3-6	.500	0-2	.000	0-2	.000	2	2	4	2	1	1	3	0	6	15.0
12/8	at UC Irvine																		
12/17	North Dakota State																		
12/19	at Arizona																		
12/22	at South Dakota State																		
12/29	at Northern Arizona*																		
12/31	at Southern Utah*																		
1/3	Sacramento State*																		
1/5	Portland State*																		
1/10	at Eastern Washington*																		
1/12	at Northern Colorado*																		
1/19	at Idaho*																		
1/24	Idaho State*																		
1/26	Weber State*																		
2/2	at Montana State*																		
2/7	Idaho*																		
2/9	Eastern Washington*																		
2/14	at Weber State*																		
2/16	at Idaho State*																		
2/23	Montana State*																		
2/25	Northern Colorado*																		
3/2	Southern Utah*																		
3/4	Northern Arizona*																		
3/7	at Portland State*																		
3/9	at Sacramento State*																		

## OGUINE'S CAREER STATISTICS

SEASON	GP	GS	MIN	AVG	FG	FGA	PCT	3FG	3FGA	PCT	FT	FTA	PCT	OFF	DEF	TOT	AVG	PF	FO	AST	T/O	BLK	STL	PTS	AVG
2015-16	33	30	1010	30.6	117	290	.403	31	99	.313	98	140	.700	21	125	146	4.4	97	2	61	62	13	34	363	11.0
2016-17	26	25	739	28.4	99	206	.481	19	51	.373	93	123	.756	52	104	156	6.0	91	7	43	32	8	37	310	11.9
2017-18	34	34	1096	32.2	177	384	.461	46	129	.357	137	186	.737	73	115	188	5.5	95	2	67	45	18	48	537	15.8
2018-19	7	7	217	31.0	34	58	.586	7	18	.389	30	47	.638	13	27	40	5.7	17	0	23	10	7	7	105	15.0
<b>TOTAL</b>	<b>100</b>	<b>96</b>	<b>3062</b>	<b>30.6</b>	<b>427</b>	<b>938</b>	<b>.455</b>	<b>103</b>	<b>297</b>	<b>.347</b>	<b>358</b>	<b>496</b>	<b>.722</b>	<b>159</b>	<b>371</b>	<b>530</b>	<b>5.3</b>	<b>300</b>	<b>11</b>	<b>194</b>	<b>149</b>	<b>46</b>	<b>126</b>	<b>1315</b>	<b>13.2</b>



## MONTANA BASKETBALL



# 1 | TIMMY FALLS

Sophomore | Guard | 6-2 | 165 | Dublin, Calif. (Dublin H.S.)

**MINUTES**

 Season ..... 33, vs. Incarnate Word (11/16/18)  
 Career ..... Same

**STEALS**

 Season ..... 3, on two occasions  
 Career ..... 3, on two occasions

**POINTS**

 Season ..... 11, vs. College of Idaho (12/3/18)  
 Career ..... 14, on two occasions

**FIELD GOALS**

 Season ..... 4, on two occasions  
 Career ..... 5, vs. UC Irvine (12/19/17)

**REBOUNDS**

 Season ..... 3, vs. College of Idaho (12/3/18)  
 Career ..... 4, at Northern Colorado (2/1/18)

**FIELD-GOAL ATTEMPTS**

 Season ..... 10, vs. Montana Tech (11/12/18)  
 Career ..... Same

**ASSISTS**

 Season ..... 4, vs. Georgia State (11/9/18)  
 Career ..... 6, at Northern Colorado (2/1/18)

**THREE-POINTERS**

 Season ..... 2, on two occasions  
 Career ..... 4, vs. UC Irvine (12/19/17)

**BLOCKS**

 Season ..... 1, on two occasions  
 Career ..... 1, on four occasions

**FREE THROWS**

 Season ..... 2, on two occasions  
 Career ..... 4, vs. Idaho State (3/3/18)

## 2018-19 GAME-BY-GAME STATISTICS

Date	Opponent	START	MIN	Total		3-Pointers		Free-Throws		Rebounds			PF	A	TO	BLK	STL	PTS	AVG
				FG-FGA	PCT	3FG-FGA	PCT	FT-FTA	PCT	OFF	DEF	TOT							
11/9	Georgia State	-	23	3-6	.500	2-3	.667	2-2	1.000	0	0	0	4	4	3	0	0	10	10.0
11/12	Montana Tech	*	24	4-10	.400	2-6	.333	0-0	.000	0	2	2	3	3	4	0	2	10	10.0
11/16	vs. Incarnate Word	*	33	0-2	.000	0-1	.000	0-0	.000	0	2	2	2	3	1	1	3	0	6.7
11/17	vs. Miami (Ohio)	*	11	0-2	.000	0-2	.000	0-0	.000	0	0	0	1	1	3	0	0	0	5.0
11/18	vs. Georgia Southern			Did Not Play															
11/28	at Creighton			Did Not Play															
12/3	College of Idaho	-	29	4-5	.800	1-2	.500	2-2	1.000	0	3	3	2	3	4	1	3	11	6.2
12/8	at UC Irvine																		
12/17	North Dakota State																		
12/19	at Arizona																		
12/22	at South Dakota State																		
12/29	at Northern Arizona*																		
12/31	at Southern Utah*																		
1/3	Sacramento State*																		
1/5	Portland State*																		
1/10	at Eastern Washington*																		
1/12	at Northern Colorado*																		
1/19	at Idaho*																		
1/24	Idaho State*																		
1/26	Weber State*																		
2/2	at Montana State*																		
2/7	Idaho*																		
2/9	Eastern Washington*																		
2/14	at Weber State*																		
2/16	at Idaho State*																		
2/23	Montana State*																		
2/25	Northern Colorado*																		
3/2	Southern Utah*																		
3/4	Northern Arizona*																		
3/7	at Portland State*																		
3/9	at Sacramento State*																		

## FALLS' CAREER STATISTICS

SEASON	GP	GS	MIN	AVG	FG	FGA	PCT	3FG	3FGA	PCT	FT	FTA	PCT	OFF	DEF	TOT	AVG	PF	FO	AST	T/O	BLK	STL	PTS	AVG
2017-18	33	0	563	17.1	48	116	.414	22	54	.407	26	36	.722	7	25	32	1.0	78	3	51	41	2	25	144	4.4
2018-19	5	3	120	24.0	11	25	.440	5	14	.357	4	4	1.000	0	7	7	1.4	12	0	14	15	2	8	31	6.2
<b>TOTAL</b>	<b>38</b>	<b>3</b>	<b>683</b>	<b>18.0</b>	<b>59</b>	<b>141</b>	<b>.418</b>	<b>27</b>	<b>68</b>	<b>.397</b>	<b>30</b>	<b>40</b>	<b>.750</b>	<b>7</b>	<b>32</b>	<b>39</b>	<b>1.0</b>	<b>90</b>	<b>3</b>	<b>65</b>	<b>56</b>	<b>4</b>	<b>33</b>	<b>175</b>	<b>4.6</b>



## MONTANA BASKETBALL



## 2 | DONAVEN DORSEY

RS-Senior | Guard | 6-7 | 216 | Lacey, Wash. (Washington/Timberline H.S.)

## MINUTES

Season ..... 29, vs. Montana Tech (11/12/18)  
 Career .....

## POINTS

Season ..... 14, vs. Miami (Ohio) (11/17/18)  
 Career ..... 17, vs. San Jose State (11/27/14)

## REBOUNDS

Season ..... 2, on three occasions  
 Career ..... 5, on two occasions

## ASSISTS

Season ..... 2, on two occasions  
 Career ..... 2, on three occasions

## BLOCKS

Season ..... 1, on two occasions  
 Career ..... 1, on four occasions

## STEALS

Season ..... 2, at Creighton (11/28/18)  
 Career .....

## FIELD GOALS

Season ..... 4, on two occasions  
 Career ..... 5, vs. San Jose State (11/27/14)

## FIELD-GOAL ATTEMPTS

Season ..... 7, vs. Montana Tech (11/12/18)  
 Career ..... 9, vs. Arizona State (2/15/15)

## THREE-POINTERS

Season ..... 3, vs. Miami (Ohio) (11/17/18)  
 Career ..... 5, vs. San Jose State (11/27/14)

## FREE THROWS

Season ..... 3, vs. Miami (Ohio) (11/17/18)  
 Career .....

## 2018-19 GAME-BY-GAME STATISTICS

Date	Opponent	START	MIN	Total		3-Pointers		Free-Throws		Rebounds			PF	A	TO	BLK	STL	PTS	AVG
				FG-FGA	PCT	3FG-FGA	PCT	FT-FTA	PCT	OFF	DEF	TOT							
11/9	Georgia State	-	11	1-3	.333	0-2	.000	0-1	.000	0	2	2	0	0	0	0	0	2	2.0
11/12	Montana Tech	-	29	4-7	.571	2-5	.400	1-2	.500	0	2	2	0	0	0	0	0	11	6.5
11/16	vs. Incarnate Word	-	13	2-5	.400	1-3	.333	0-0	.000	0	2	2	3	2	0	0	0	5	6.0
11/17	vs. Miami (Ohio)	-	22	4-6	.667	3-5	.600	3-4	.750	0	1	1	3	2	4	0	0	14	8.0
11/18	vs. Georgia Southern	*	21	2-4	.500	1-3	.333	0-0	.000	0	0	0	5	0	1	1	1	5	7.4
11/28	at Creighton	*	20	1-3	.333	1-2	.500	2-2	1.000	0	0	0	2	0	1	1	2	5	7.0
12/3	College of Idaho	-	14	0-1	.000	0-1	.000	0-0	.000	0	1	1	0	0	0	0	0	0	6.0
12/8	at UC Irvine																		
12/17	North Dakota State																		
12/19	at Arizona																		
12/22	at South Dakota State																		
12/29	at Northern Arizona*																		
12/31	at Southern Utah*																		
1/3	Sacramento State*																		
1/5	Portland State*																		
1/10	at Eastern Washington*																		
1/12	at Northern Colorado*																		
1/19	at Idaho*																		
1/24	Idaho State*																		
1/26	Weber State*																		
2/2	at Montana State*																		
2/7	Idaho*																		
2/9	Eastern Washington*																		
2/14	at Weber State*																		
2/16	at Idaho State*																		
2/23	Montana State*																		
2/25	Northern Colorado*																		
3/2	Southern Utah*																		
3/4	Northern Arizona*																		
3/7	at Portland State*																		
3/9	at Sacramento State*																		

## DORSEY'S CAREER STATISTICS

SEASON	GP	GS	MIN	AVG	FG	FGA	PCT	3FG	3FGA	PCT	FT	FTA	PCT	OFF	DEF	TOT	AVG	PF	FO	AST	T/O	BLK	STL	PTS	AVG
2014-15*	28	8	412	14.7	34	100	.340	30	89	.337	9	15	.600	8	39	47	1.7	61	1	7	12	3	3	107	3.8
2015-16*	27	0	248	9.2	21	57	.368	14	43	.326	3	7	.429	7	23	30	1.1	35	2	11	7	0	5	59	2.2
2016-17																									
2017-18																									
2018-19	7	2	130	18.6	14	29	.483	8	21	.381	6	9	.667	0	8	8	1.1	13	1	4	6	2	3	42	6.0
UM TOTAL	7	2	130	18.6	14	29	.483	8	21	.381	6	9	.667	0	8	8	1.1	13	1	4	6	2	3	42	6.0
DI TOTAL	62	10	790	12.7	69	186	.371	52	153	.340	18	31	.581	15	70	85	1.4	109	4	22	25	5	11	208	3.4

\* Stats are from career at Washington



## MONTANA BASKETBALL



# 3 | FREDDY BROWN III

Freshman | Guard | 6-2 | 164 | Seattle, Wash. (Nathan Hale H.S.)

**MINUTES**

 Season ..... 5, vs. Montana Tech (11/12/18)  
 Career ..... Same

**POINTS**

 Season ..... 3, vs. Incarnate Word (11/16/18)  
 Career ..... Same

**REBOUNDS**

 Season ..... 1, vs. College of Idaho (12/3/18)  
 Career ..... Same

**ASSISTS**

 Season .....  
 Career .....

**BLOCKS**

 Season .....  
 Career .....

**STEALS**

 Season .....  
 Career .....

**FIELD GOALS**

 Season ..... 1, vs. Incarnate Word (11/16/18)  
 Career ..... Same

**FIELD-GOAL ATTEMPTS**

 Season ..... 2, on two occasions  
 Career ..... Same

**THREE-POINTERS**

 Season ..... 1, vs. Incarnate Word (11/16/18)  
 Career ..... Same

**FREE THROWS**

 Season .....  
 Career .....

## 2018-19 GAME-BY-GAME STATISTICS


Date	Opponent	START	MIN	Total		3-Pointers		Free-Throws		Rebounds			PF	A	TO	BLK	STL	PTS	AVG
				FG-FGA	PCT	3FG-FGA	PCT	FT-FTA	PCT	OFF	DEF	TOT							
11/9	Georgia State			-----		Did Not Play		-----											
11/12	Montana Tech	-	5	0-2	.000	0-1	.000	0-0	.000	0	0	0	0	0	0	0	0	0	0.0
11/16	vs. Incarnate Word	-	3	1-1	1.000	1-1	1.000	0-0	.000	0	0	0	0	0	1	0	0	3	1.5
11/17	vs. Miami (Ohio)	-	0	0-0	.000	0-0	.000	0-0	.000	0	0	0	0	0	0	0	0	0	1.0
11/18	vs. Georgia Southern			-----		Did Not Play		-----											
11/28	at Creighton	-	2	0-0	.000	0-0	.000	0-0	.000	0	0	0	1	0	0	0	0	0	0.8
12/3	College of Idaho	-	2	0-2	.000	0-0	.000	0-0	.000	1	0	1	1	0	0	0	0	0	0.6
12/8	at UC Irvine																		
12/17	North Dakota State																		
12/19	at Arizona																		
12/22	at South Dakota State																		
12/29	at Northern Arizona*																		
12/31	at Southern Utah*																		
1/3	Sacramento State*																		
1/5	Portland State*																		
1/10	at Eastern Washington*																		
1/12	at Northern Colorado*																		
1/19	at Idaho*																		
1/24	Idaho State*																		
1/26	Weber State*																		
2/2	at Montana State*																		
2/7	Idaho*																		
2/9	Eastern Washington*																		
2/14	at Weber State*																		
2/16	at Idaho State*																		
2/23	Montana State*																		
2/25	Northern Colorado*																		
3/2	Southern Utah*																		
3/4	Northern Arizona*																		
3/7	at Portland State*																		
3/9	at Sacramento State*																		

## BROWN'S CAREER STATISTICS

SEASON	GP	GS	MIN	AVG	FG	FGA	PCT	3FG	3FGA	PCT	FT	FTA	PCT	OFF	DEF	TOT	AVG	PF	FO	AST	T/O	BLK	STL	PTS	AVG
2018-19	5	0	12	2.4	1	5	.200	1	2	.500	0	0	.000	1	0	1	0.2	2	0	0	1	0	0	3	0.6
TOTAL	5	0	12	2.4	1	5	.200	1	2	.500	0	0	.000	1	0	1	0.2	2	0	0	1	0	0	3	0.6



## MONTANA BASKETBALL



# 4 | SAYEED PRIDGETT

Junior | Guard | 6-5 | 200 | Oakland, Calif. (El Cerrito H.S.)

**MINUTES**

 Season ..... 37, at Creighton (11/28/18)  
 Career ..... 38, vs. Eastern Washington (1/26/17)

**STEALS**

 Season ..... 5, at Creighton (11/28/18)  
 Career ..... Same

**POINTS**

 Season ..... 23, at Creighton (11/28/18)  
 Career ..... 28, at Sacramento State (1/21/17)

**FIELD GOALS**

 Season ..... 9, at Creighton (11/28/18)  
 Career ..... 12, at Sacramento State (1/21/17)

**REBOUNDS**

 Season ..... 8, vs. College of Idaho (12/3/18)  
 Career ..... 12, vs. CSUN (12/3/17)

**FIELD-GOAL ATTEMPTS**

 Season ..... 13, at Creighton (11/28/18)  
 Career ..... 17, at Sacramento State (1/21/17)

**ASSISTS**

 Season ..... 5, vs. Georgia Southern (11/18/18)  
 Career ..... Same

**THREE-POINTERS**

 Season ..... 4, at Creighton (11/28/18)  
 Career ..... Same

**BLOCKS**

 Season ..... 2, vs. Georgia Southern (11/18/18)  
 Career ..... 3, on three occasions

**FREE THROWS**

 Season ..... 2, on three occasions  
 Career ..... 5, on two occasions

## 2018-19 GAME-BY-GAME STATISTICS

Date	Opponent	START	MIN	Total		3-Pointers		Free-Throws		Rebounds			PF	A	TO	BLK	STL	PTS	AVG
				FG-FGA	PCT	3FG-FGA	PCT	FT-FTA	PCT	OFF	DEF	TOT							
11/9	Georgia State	*	23	5-10	.500	0-1	.000	0-2	.000	4	0	4	3	0	5	1	0	10	10.0
11/12	Montana Tech	*	19	4-6	.667	0-0	.000	2-2	1.000	2	2	4	2	1	2	1	1	10	10.0
11/16	vs. Incarnate Word	*	30	8-9	.889	1-1	1.000	2-5	.400	1	3	4	3	5	3	0	1	19	13.0
11/17	vs. Miami (Ohio)	*	16	3-6	.500	0-0	.000	2-2	1.000	1	2	3	3	0	2	0	2	8	11.8
11/18	vs. Georgia Southern	*	32	7-12	.583	0-0	.000	0-2	.000	2	4	6	4	1	1	2	2	14	12.2
11/28	at Creighton	*	37	9-13	.692	4-5	.800	1-2	.500	1	2	3	4	1	1	1	5	23	14.0
12/3	College of Idaho	*	24	8-10	.800	0-0	.000	1-2	.500	2	6	8	0	3	3	0	0	17	14.4
12/8	at UC Irvine																		
12/17	North Dakota State																		
12/19	at Arizona																		
12/22	at South Dakota State																		
12/29	at Northern Arizona*																		
12/31	at Southern Utah*																		
1/3	Sacramento State*																		
1/5	Portland State*																		
1/10	at Eastern Washington*																		
1/12	at Northern Colorado*																		
1/19	at Idaho*																		
1/24	Idaho State*																		
1/26	Weber State*																		
2/2	at Montana State*																		
2/7	Idaho*																		
2/9	Eastern Washington*																		
2/14	at Weber State*																		
2/16	at Idaho State*																		
2/23	Montana State*																		
2/25	Northern Colorado*																		
3/2	Southern Utah*																		
3/4	Northern Arizona*																		
3/7	at Portland State*																		
3/9	at Sacramento State*																		

## PRIDGETT'S CAREER STATISTICS

SEASON	GP	GS	MIN	AVG	FG	FGA	PCT	3FG	3FGA	PCT	FT	FTA	PCT	OFF	DEF	TOT	AVG	PF	FO	AST	T/O	BLK	STL	PTS	AVG
2016-17	31	11	606	19.5	99	189	.524	1	10	.100	52	66	.788	33	88	121	3.9	79	0	44	45	16	11	251	8.1
2017-18	34	0	770	22.6	122	264	.462	3	16	.188	40	61	.656	35	111	146	4.3	102	2	44	65	14	41	287	8.4
2018-19	7	7	181	25.9	44	66	.667	5	7	.714	8	17	.471	13	19	32	4.6	19	0	11	17	5	11	101	14.4
<b>TOTAL</b>	<b>72</b>	<b>18</b>	<b>1557</b>	<b>21.6</b>	<b>265</b>	<b>519</b>	<b>.511</b>	<b>9</b>	<b>33</b>	<b>.273</b>	<b>100</b>	<b>144</b>	<b>.694</b>	<b>81</b>	<b>218</b>	<b>299</b>	<b>4.2</b>	<b>200</b>	<b>2</b>	<b>99</b>	<b>127</b>	<b>35</b>	<b>63</b>	<b>639</b>	<b>8.9</b>



## MONTANA BASKETBALL



# 10 | EDDY EGUN

Freshman | Guard | 6-4 | 185 | Woodland Hills, Calif. (El Camino Real H.S.)

**MINUTES**

 Season .....  
 Career .....

**STEALS**

 Season .....  
 Career .....

**POINTS**

 Season .....  
 Career .....

**FIELD GOALS**

 Season .....  
 Career .....

**REBOUNDS**

 Season .....  
 Career .....

**FIELD-GOAL ATTEMPTS**

 Season .....  
 Career .....

**ASSISTS**

 Season .....  
 Career .....

**THREE-POINTERS**

 Season .....  
 Career .....

**BLOCKS**

 Season .....  
 Career .....

**FREE THROWS**

 Season .....  
 Career .....

## 2018-19 GAME-BY-GAME STATISTICS

Date	Opponent	START	MIN	Total		3-Pointers		Free-Throws		Rebounds			PF	A	TO	BLK	STL	PTS	AVG
				FG-FGA	PCT	3FG-FGA	PCT	FT-FTA	PCT	OFF	DEF	TOT							
11/9	Georgia State					Did Not Play													
11/12	Montana Tech					Did Not Play													
11/16	vs. Incarnate Word					Did Not Play													
11/17	vs. Miami (Ohio)					Did Not Play													
11/18	vs. Georgia Southern					Did Not Play													
11/28	at Creighton					Did Not Play													
12/3	College of Idaho					Did Not Play													
12/8	at UC Irvine																		
12/17	North Dakota State																		
12/19	at Arizona																		
12/22	at South Dakota State																		
12/29	at Northern Arizona*																		
12/31	at Southern Utah*																		
1/3	Sacramento State*																		
1/5	Portland State*																		
1/10	at Eastern Washington*																		
1/12	at Northern Colorado*																		
1/19	at Idaho*																		
1/24	Idaho State*																		
1/26	Weber State*																		
2/2	at Montana State*																		
2/7	Idaho*																		
2/9	Eastern Washington*																		
2/14	at Weber State*																		
2/16	at Idaho State*																		
2/23	Montana State*																		
2/25	Northern Colorado*																		
3/2	Southern Utah*																		
3/4	Northern Arizona*																		
3/7	at Portland State*																		
3/9	at Sacramento State*																		

## EGUN'S CAREER STATISTICS

SEASON	GP	GS	MIN	AVG	FG	FGA	PCT	3FG	3FGA	PCT	FT	FTA	PCT	OFF	DEF	TOT	AVG	PF	FO	AST	T/O	BLK	STL	PTS	AVG
2018-19	0	0	0	0.0	0	0	-	0	0	-	0	0	-	0	0	0	0.0	0	0	0	0	0	0	0	0.0
TOTAL	0	0	0	0.0	0	0	-	0	0	-	0	0	-	0	0	0	0.0	0	0	0	0	0	0	0	0.0



## MONTANA BASKETBALL



# 12 | KENDAL MANUEL

RS-Junior | Guard | 6-4 | 177 | Billing, Mont. (Oregon State/Skyview H.S.)

**MINUTES**

 Season ..... 30, vs. Miami (Ohio) (11/17/18)  
 Career ..... 39, vs. Utah (2/9/17)

**POINTS**

 Season ..... 17, vs. Montana Tech (11/12/18)  
 Career ..... 20, at Washington State (1/4/17)

**REBOUNDS**

 Season ..... 6, vs. Georgia Southern (11/18/18)  
 Career ..... 8 vs. Oregon (3/4/17)

**ASSISTS**

 Season ..... 3, vs. Montana Tech (11/12/18)  
 Career ..... 5 vs. Savannah State (12/11/16)

**BLOCKS**

 Season .....  
 Career ..... 1, on four occasions

**STEALS**

 Season ..... 2, vs. Georgia Southern (11/18/18)  
 Career ..... 3, on three occasions

**FIELD GOALS**

 Season ..... 5, on two occasions  
 Career ..... 7, at Washington State (1/4/17)

**FIELD-GOAL ATTEMPTS**

 Season ..... 8, on two occasions  
 Career ..... 13, vs. Savannah State (12/11/16)

**THREE-POINTERS**

 Season ..... 3, vs. Georgia Southern (11/18/18)  
 Career ..... 6, at Washington State (1/4/17)

**FREE THROWS**

 Season ..... 5, vs. Montana Tech (11/12/18)  
 Career ..... 6, vs. California (3/8/17)

## 2018-19 GAME-BY-GAME STATISTICS

Date	Opponent	START	MIN	Total		3-Pointers		Free-Throws		Rebounds			PF	A	TO	BLK	STL	PTS	AVG
				FG-FGA	PCT	3FG-FGA	PCT	FT-FTA	PCT	OFF	DEF	TOT							
11/9	Georgia State	-	13	2-8	.250	2-6	.333	0-0	.000	0	1	1	0	0	1	0	1	6	6.0
11/12	Montana Tech	-	27	5-5	1.000	2-2	1.000	5-6	.833	0	4	4	0	3	2	0	0	17	11.5
11/16	vs. Incarnate Word	-	22	3-7	.429	2-4	.500	0-0	.000	0	0	0	0	1	0	0	0	8	10.3
11/17	vs. Miami (Ohio)	-	30	5-8	.625	2-4	.500	4-5	.800	1	3	4	1	0	1	0	1	16	11.8
11/18	vs. Georgia Southern	-	25	3-7	.429	3-5	.600	0-0	.000	0	6	6	3	2	4	0	2	9	11.2
11/28	at Creighton	-	28	2-6	.333	1-4	.250	0-2	.000	0	1	1	3	2	3	0	1	5	10.2
12/3	College of Idaho	-	20	2-6	.333	2-6	.333	2-2	1.000	0	2	2	0	2	1	0	1	8	9.9
12/8	at UC Irvine																		
12/17	North Dakota State																		
12/19	at Arizona																		
12/22	at South Dakota State																		
12/29	at Northern Arizona*																		
12/31	at Southern Utah*																		
1/3	Sacramento State*																		
1/5	Portland State*																		
1/10	at Eastern Washington*																		
1/12	at Northern Colorado*																		
1/19	at Idaho*																		
1/24	Idaho State*																		
1/26	Weber State*																		
2/2	at Montana State*																		
2/7	Idaho*																		
2/9	Eastern Washington*																		
2/14	at Weber State*																		
2/16	at Idaho State*																		
2/23	Montana State*																		
2/25	Northern Colorado*																		
3/2	Southern Utah*																		
3/4	Northern Arizona*																		
3/7	at Portland State*																		
3/9	at Sacramento State*																		

## MANUEL'S CAREER STATISTICS

SEASON	GP	GS	MIN	AVG	FG	FGA	PCT	3FG	3FGA	PCT	FT	FTA	PCT	OFF	DEF	TOT	AVG	PF	FO	AST	T/O	BLK	STL	PTS	AVG
2016-17*	32	25	923	28.8	86	229	.376	52	135	.385	24	34	.706	13	64	77	2.4	65	0	52	57	2	29	248	7.8
2017-18*	29	0	309	10.7	25	62	.403	14	37	.378	11	18	.611	3	32	35	1.2	27	0	8	13	2	10	75	2.6
2018-19	7	0	165	23.6	22	47	.468	14	31	.452	11	15	.733	1	17	18	2.6	7	0	10	12	0	6	69	9.9
<b>UM TOTAL</b>	<b>7</b>	<b>0</b>	<b>165</b>	<b>23.6</b>	<b>22</b>	<b>47</b>	<b>.468</b>	<b>14</b>	<b>31</b>	<b>.452</b>	<b>11</b>	<b>15</b>	<b>.733</b>	<b>1</b>	<b>17</b>	<b>18</b>	<b>2.6</b>	<b>7</b>	<b>0</b>	<b>10</b>	<b>12</b>	<b>0</b>	<b>6</b>	<b>69</b>	<b>9.9</b>
<b>DI TOTAL</b>	<b>68</b>	<b>25</b>	<b>1397</b>	<b>20.5</b>	<b>133</b>	<b>338</b>	<b>0.393</b>	<b>80</b>	<b>203</b>	<b>0.394</b>	<b>46</b>	<b>67</b>	<b>0.687</b>	<b>17</b>	<b>113</b>	<b>130</b>	<b>1.9</b>	<b>99</b>	<b>0</b>	<b>70</b>	<b>71.4</b>	<b>16</b>	<b>39</b>	<b>329</b>	<b>4.8</b>

\* Stats are from career at Oregon State



## MONTANA BASKETBALL



# 13 | BEN CARTER

Freshman | Forward | 6-10 | 282 | Adelaide, Australia (Sacred Heart College)

**MINUTES**

 Season ..... 7, vs. Montana Tech (11/12/18)  
 Career ..... Same

**POINTS**

 Season ..... 2, vs. Montana Tech (11/12/18)  
 Career ..... Same

**REBOUNDS**

 Season ..... 1, on two occasions  
 Career ..... Same

**ASSISTS**

 Season .....  
 Career .....

**BLOCKS**

 Season .....  
 Career .....

**STEALS**

 Season .....  
 Career .....

**FIELD GOALS**

 Season ..... 1, vs. Montana Tech (11/12/18)  
 Career ..... Same

**FIELD-GOAL ATTEMPTS**

 Season ..... 1, vs. Montana Tech (11/12/18)  
 Career ..... Same

**THREE-POINTERS**

 Season .....  
 Career .....

**FREE THROWS**

 Season .....  
 Career .....

## 2018-19 GAME-BY-GAME STATISTICS

Date	Opponent	START	MIN	Total		3-Pointers		Free-Throws		Rebounds			PF	A	TO	BLK	STL	PTS	AVG
				FG-FGA	PCT	3FG-FGA	PCT	FT-FTA	PCT	OFF	DEF	TOT							
11/9	Georgia State			-----		Did Not Play		-----											
11/12	Montana Tech	-	7	1-1	1.000	0-0	.000	0-1	.000	0	1	1	3	0	2	0	0	2	2.0
11/16	vs. Incarnate Word			-----		Did Not Play		-----											
11/17	vs. Miami (Ohio)			-----		Did Not Play		-----											
11/18	vs. Georgia Southern			-----		Did Not Play		-----											
11/28	at Creighton			-----		Did Not Play		-----											
12/3	College of Idaho	-	1	0-0	.000	0-0	.000	0-0	.000	0	1	1	0	0	0	0	0	0	1.0
12/8	at UC Irvine																		
12/17	North Dakota State																		
12/19	at Arizona																		
12/22	at South Dakota State																		
12/29	at Northern Arizona*																		
12/31	at Southern Utah*																		
1/3	Sacramento State*																		
1/5	Portland State*																		
1/10	at Eastern Washington*																		
1/12	at Northern Colorado*																		
1/19	at Idaho*																		
1/24	Idaho State*																		
1/26	Weber State*																		
2/2	at Montana State*																		
2/7	Idaho*																		
2/9	Eastern Washington*																		
2/14	at Weber State*																		
2/16	at Idaho State*																		
2/23	Montana State*																		
2/25	Northern Colorado*																		
3/2	Southern Utah*																		
3/4	Northern Arizona*																		
3/7	at Portland State*																		
3/9	at Sacramento State*																		

## GARTER'S CAREER STATISTICS

SEASON	GP	GS	MIN	AVG	FG	FGA	PCT	3FG	3FGA	PCT	FT	FTA	PCT	OFF	DEF	TOT	AVG	PF	FO	AST	T/O	BLK	STL	PTS	AVG
2018-19	2	0	8	4.0	1	1	1.000	0	0	.000	0	1	.000	0	2	2	1.0	3	0	0	2	0	0	2	1.0
TOTAL	2	0	8	4.0	1	1	1.000	0	0	.000	0	1	.000	0	2	2	1.0	3	0	0	2	0	0	2	1.0



## MONTANA BASKETBALL



# 14 | AHMAAD RORIE

RS-Senior | Guard | 6-1 | 183 | Tacoma, Wash. (Oregon/Lincoln H.S.)

**MINUTES**

 Season ..... 39, vs. Miami (Ohio) (11/17/18)  
 Career ..... 44, at Pitt (11/13/17)

**POINTS**

 Season ..... 20, vs. Montana Tech (11/12/18)  
 Career ..... 30, vs. North Dakota (3/8/18)

**REBOUNDS**

 Season ..... 6, vs. Montana Tech (11/12/18)  
 Career ..... 7, on three occasions

**ASSISTS**

 Season ..... 7, vs. College of Idaho (12/3/18)  
 Career ..... 8, vs. Pepperdine (12/22/16)

**BLOCKS**

 Season ..... 1, vs. Incarnate Word (11/16/18)  
 Career ..... 2, vs. Montana State (2/4/17)

**STEALS**

 Season ..... 3, vs. Montana Tech (11/12/18)  
 Career ..... 4, vs. UC Santa Barbara (11/21/17)

**FIELD GOALS**

 Season ..... 8, vs. Montana Tech (11/12/18)  
 Career ..... 11, at Portland State (1/19/17)

**FIELD-GOAL ATTEMPTS**

 Season ..... 14, on two occasions  
 Career ..... 23, at Washington (12/22/17)

**THREE-POINTERS**

 Season ..... 3, on three occasions  
 Career ..... 5, at USC (11/11/16)

**FREE THROWS**

 Season ..... 6, vs. Georgia State (11/9/18)  
 Career ..... 11, vs. Montana State (2/4/17)

## 2018-19 GAME-BY-GAME STATISTICS

Date	Opponent	START	MIN	Total		3-Pointers		Free-Throws		Rebounds			PF	A	TO	BLK	STL	PTS	AVG
				FG-FGA	PCT	3FG-FGA	PCT	FT-FTA	PCT	OFF	DEF	TOT							
11/9	Georgia State	*	36	4-10	.400	0-5	.000	6-8	.750	0	4	4	2	4	2	0	1	14	14.0
11/12	Montana Tech	*	23	8-13	.615	2-5	.400	2-2	1.000	0	6	6	1	0	0	0	3	20	17.0
11/16	vs. Incarnate Word	*	29	7-14	.500	3-8	.375	1-1	1.000	0	3	3	2	5	2	1	0	18	17.3
11/17	vs. Miami (Ohio)	*	39	6-12	.500	3-4	.750	0-1	.000	2	2	4	3	3	2	0	1	15	16.8
11/18	vs. Georgia Southern	*	35	7-14	.500	2-9	.222	3-4	.750	1	2	3	3	6	3	0	1	19	17.2
11/28	at Creighton	*	25	2-8	.250	0-2	.000	4-4	1.000	0	0	0	2	4	2	0	0	8	15.7
12/3	College of Idaho	*	29	7-11	.636	3-5	.600	0-0	.000	0	3	3	0	7	1	0	1	17	15.9
12/8	at UC Irvine																		
12/17	North Dakota State																		
12/19	at Arizona																		
12/22	at South Dakota State																		
12/29	at Northern Arizona*																		
12/31	at Southern Utah*																		
1/3	Sacramento State*																		
1/5	Portland State*																		
1/10	at Eastern Washington*																		
1/12	at Northern Colorado*																		
1/19	at Idaho*																		
1/24	Idaho State*																		
1/26	Weber State*																		
2/2	at Montana State*																		
2/7	Idaho*																		
2/9	Eastern Washington*																		
2/14	at Weber State*																		
2/16	at Idaho State*																		
2/23	Montana State*																		
2/25	Northern Colorado*																		
3/2	Southern Utah*																		
3/4	Northern Arizona*																		
3/7	at Portland State*																		
3/9	at Sacramento State*																		

## RORIE'S CAREER STATISTICS

SEASON	GP	GS	MIN	AVG	FG	FGA	PCT	3FG	3FGA	PCT	FT	FTA	PCT	OFF	DEF	TOT	AVG	PF	FO	AST	T/O	BLK	STL	PTS	AVG	
2014-15*	36	15	675	18.8	52	125	.416	16	48	.333	29	39	.744	14	65	79	2.2	45	0	66	36	4	6	149	4.1	
2015-16	Did Not Play - Redshirt Season																									
2016-17	31	31	1007	32.5	192	428	.449	63	164	.384	100	120	.833	25	84	109	3.5	66	0	97	47	7	26	547	17.6	
2017-18	34	34	1218	35.8	206	488	.422	59	174	.339	113	133	.850	32	101	133	3.9	64	0	125	67	5	42	584	17.2	
2018-19	7	7	216	30.9	41	82	.500	13	38	.342	16	20	.800	3	20	23	3.3	13	0	29	12	1	7	111	15.9	
UM TOTAL	72	72	2441	33.9	439	998	.440	135	376	.359	229	273	.839	60	205	265	3.7	143	0	251	126	13	75	1242	17.3	
DI TOTAL	108	87	3116	28.9	491	1123	.437	151	424	.356	258	312	.827	74	270	344	3.2	188	0	317	162	17	81	1391	12.9	

\* Stats are from freshman season at University of Oregon



## 15 | JAMAR AKOH

A close-up portrait of a Black man with short, dark, curly hair and a beard. He is smiling broadly, showing his teeth. He is wearing a red shirt. The background is plain white.

**NOTES**  
 Season ..... 33, vs. Georgia State (11/9/18)  
 Career ..... 38, vs. UC Riverside (1/30/16)

Season ..... 2, vs. Georgia State (11/9/18)  
Career ..... 3, on three occasions

Season ..... 22, vs. Georgia State (11/9/18)  
Career ..... 34, vs. Northern Colorado (1/6/18)

**LEAD GOALS**  
 Season ..... 7, vs. Georgia State (11/9/18)  
 Career ..... 11, vs. Northern Colorado (1/6/18)

Season ..... 8, vs. Georgia State (11/9/18)  
Career ..... 18, vs. Portland (12/19/15)

Season ..... 8, vs. Georgia State (11/9/18)  
Career ..... 16, vs. Northern Colorado (1/6/18)

Season ..... 1, vs. Georgia State (11/9/18)  
Career ..... 7, at Cal Poly (2/25/16)

**FREE-POINTERS**  
 Season .....  
 Career ..... 1. on two occasions

Season .....  
Career ..... 3. vs. CSUN (12/3/17)

**THROWS**  
 Season ..... 8, vs. Georgia State (11/9/18)  
 Career ..... 13, at Northern Arizona (12/28/17)

[illegible]

SEASON	GP	GS	MIN	AVG	FG	FGA	PCT	3FG	3FGA	PCT	FT	FTA	PCT	OFF	DEF	TOT	AVG	PF	FO	AST	T/O	BLK	STL	PTS	AVG
2014-15*	30	0	431	14.4	29	74	.392	2	7	.286	18	38	.474	24	51	75	2.5	45	1	12	24	6	13	78	2.6
2015-16*	29	26	762	26.3	61	157	.389	1	8	.125	54	89	.607	58	125	183	6.3	68	2	43	54	9	13	177	6.1
2016-17	Did Not Play - Redshirt Season																								
2017-18	34	34	881	25.9	158	277	.570	1	5	.200	118	177	.667	80	145	225	6.6	113	4	37	71	23	30	435	12.8
2018-19	1	1	33	33.0	7	8	.875	0	0	.000	8	13	.615	2	6	8	8.0	4	0	1	2	0	2	22	22.0
UM TOTAL	35	35	914	26.1	165	285	.579	1	5	.200	126	190	.663	82	151	233	6.7	117	4	38	73	23	32	457	13.1
DI TOTAL	94	61	2107	22.4	255	516	.494	4	20	0.200	198	317	0.625	164	327	491	5.2	230	7	93	151	38	58	712	7.6

\* Stats are from career at Cal State Fullerton



## MONTANA BASKETBALL



# 23 | MACK ANDERSON

Freshman | Forward | 6-9 | 202 | Bozeman, Mont. (Bozeman H.S.)

**MINUTES**

 Season ..... 16, on two occasions  
 Career ..... Same

**POINTS**

 Season ..... 7, vs. Incarnate Word (11/16/18)  
 Career ..... Same

**REBOUNDS**

 Season ..... 4, vs. Incarnate Word (11/16/18)  
 Career ..... Same

**ASSISTS**

 Season ..... 1, on two occasions  
 Career ..... Same

**BLOCKS**

 Season ..... 3, vs. College of Idaho (12/3/18)  
 Career ..... Same

**STEALS**

 Season .....  
 Career .....

**FIELD GOALS**

 Season ..... 3, vs. Incarnate Word (11/16/18)  
 Career ..... Same

**FIELD-GOAL ATTEMPTS**

 Season ..... 4, on two occasions  
 Career ..... Same

**THREE-POINTERS**

 Season .....  
 Career .....

**FREE THROWS**

 Season ..... 1, on four occasions  
 Career ..... Same

## 2018-19 GAME-BY-GAME STATISTICS

Date	Opponent	START	MIN	Total		3-Pointers		Free-Throws		Rebounds			PF	A	TO	BLK	STL	PTS	AVG
				FG-FGA	PCT	3FG-FGA	PCT	FT-FTA	PCT	OFF	DEF	TOT							
11/9	Georgia State			-----		Did Not Play		-----											
11/12	Montana Tech			-----		Did Not Play		-----											
11/16	vs. Incarnate Word	-	13	3-4	.750	0-0	.000	1-2	.500	1	3	4	4	1	0	0	0	7	7.0
11/17	vs. Miami (Ohio)	-	9	0-1	.000	0-0	.000	1-2	.500	0	0	0	4	0	0	0	0	1	4.0
11/18	vs. Georgia Southern	-	16	0-1	.000	0-0	.000	1-2	.500	1	2	3	3	0	3	0	0	1	3.0
11/28	at Creighton	-	12	2-2	1.000	0-0	.000	0-0	.000	0	2	2	2	1	0	0	0	4	3.3
12/3	College of Idaho	-	16	2-4	.500	0-0	.000	1-3	.333	0	1	1	1	0	2	3	0	5	3.6
12/8	at UC Irvine																		
12/17	North Dakota State																		
12/19	at Arizona																		
12/22	at South Dakota State																		
12/29	at Northern Arizona*																		
12/31	at Southern Utah*																		
1/3	Sacramento State*																		
1/5	Portland State*																		
1/10	at Eastern Washington*																		
1/12	at Northern Colorado*																		
1/19	at Idaho*																		
1/24	Idaho State*																		
1/26	Weber State*																		
2/2	at Montana State*																		
2/7	Idaho*																		
2/9	Eastern Washington*																		
2/14	at Weber State*																		
2/16	at Idaho State*																		
2/23	Montana State*																		
2/25	Northern Colorado*																		
3/2	Southern Utah*																		
3/4	Northern Arizona*																		
3/7	at Portland State*																		
3/9	at Sacramento State*																		

## ANDERSON'S CAREER STATISTICS

SEASON	GP	GS	MIN	AVG	FG	FGA	PCT	3FG	3FGA	PCT	FT	FTA	PCT	OFF	DEF	TOT	AVG	PF	FO	AST	T/O	BLK	STL	PTS	AVG
2018-19	5	0	66	13.2	7	12	.583	0	0	.000	4	9	.444	2	8	10	2.0	14	0	2	5	3	0	18	3.6
TOTAL	5	0	66	13.2	7	12	.583	0	0	.000	4	9	.444	2	8	10	2.0	14	0	2	5	3	0	18	3.6



## MONTANA BASKETBALL



# 24 | BOBBY MOOREHEAD

Senior | Guard | 6-7 | 192 | Tacoma, Wash. (Stadium H.S.)

## MINUTES

 Season ..... 35, vs. Georgia Southern (11/18/18)  
 Career ..... 42, at Pitt (11/13/17)

## POINTS

 Season ..... 14, vs. College of Idaho (12/3/18)  
 Career ..... 24, at Idaho State (2/25/16)

## REBOUNDS

 Season ..... 9, vs. Incarnate Word (11/16/18)  
 Career ..... 12, at Montana State (1/20/18)

## ASSISTS

 Season ..... 2, on three occasions  
 Career ..... 3, on five occasions

## BLOCKS

 Season ..... 2, vs. Georgia State (11/9/18)  
 Career ..... 2, on six occasions

## STEALS

 Season ..... 2, vs. Incarnate Word (11/16/18)  
 Career ..... 4, vs. Montana State (2/24/18)

## FIELD GOALS

 Season ..... 5, vs. College of Idaho (12/3/18)  
 Career ..... 8, at Idaho State (2/25/16)

## FIELD-GOAL ATTEMPTS

 Season ..... 9, vs. College of Idaho (12/3/18)  
 Career ..... 17, at Stanford (11/29/17)

## THREE-POINTERS

 Season ..... 3, on two occasions  
 Career ..... 8, at Idaho State (2/25/16)

## FREE THROWS

 Season ..... 2, vs. Georgia State (11/9/18)  
 Career ..... 4, on two occasions

## 2018-19 GAME-BY-GAME STATISTICS

Date	Opponent	START	MIN	Total		3-Pointers		Free-Throws		Rebounds			PF	A	TO	BLK	STL	PTS	AVG
				FG-FGA	PCT	3FG-FGA	PCT	FT-FTA	PCT	OFF	DEF	TOT							
11/9	Georgia State	*	24	0-6	.000	0-6	.000	2-2	1.000	0	6	6	4	0	1	2	1	2	2.0
11/12	Montana Tech	*	23	0-4	.000	0-3	.000	0-2	.000	0	4	4	1	2	1	0	1	0	1.0
11/16	vs. Incarnate Word	*	24	2-5	.400	0-3	.000	0-0	.000	1	8	9	0	0	1	0	2	4	2.0
11/17	vs. Miami (Ohio)	*	29	2-3	.667	1-2	.500	1-1	1.000	1	2	3	4	1	1	0	0	6	3.0
11/18	vs. Georgia Southern	*	35	4-8	.500	3-6	.500	0-0	.000	1	1	2	2	0	2	1	1	11	4.6
11/28	at Creighton	*	28	1-3	.333	0-1	.000	1-2	.500	0	2	2	4	2	2	0	0	3	4.3
12/3	College of Idaho	*	19	5-9	.556	3-7	.429	1-2	.500	0	3	3	1	2	0	0	0	14	5.7
12/8	at UC Irvine																		
12/17	North Dakota State																		
12/19	at Arizona																		
12/22	at South Dakota State																		
12/29	at Northern Arizona*																		
12/31	at Southern Utah*																		
1/3	Sacramento State*																		
1/5	Portland State*																		
1/10	at Eastern Washington*																		
1/12	at Northern Colorado*																		
1/19	at Idaho*																		
1/24	Idaho State*																		
1/26	Weber State*																		
2/2	at Montana State*																		
2/7	Idaho*																		
2/9	Eastern Washington*																		
2/14	at Weber State*																		
2/16	at Idaho State*																		
2/23	Montana State*																		
2/25	Northern Colorado*																		
3/2	Southern Utah*																		
3/4	Northern Arizona*																		
3/7	at Portland State*																		
3/9	at Sacramento State*																		

## MOOREHEAD'S CAREER STATISTICS

SEASON	GP	GS	MIN	AVG	FG	FGA	PCT	3FG	3FGA	PCT	FT	FTA	PCT	OFF	DEF	TOT	AVG	PF	FO	AST	T/O	BLK	STL	PTS	AVG
2015-16	33	0	585	17.7	65	160	.406	48	123	.390	6	11	.545	8	58	66	2.0	47	0	20	21	3	8	184	5.6
2016-17	32	10	575	18.0	41	128	.320	27	93	.290	15	22	.682	10	81	91	2.8	69	3	18	19	9	10	124	3.9
2017-18	34	34	1085	31.9	82	215	.381	51	145	.352	35	49	.714	27	147	174	5.1	75	1	41	39	18	41	250	7.4
2018-19	7	7	182	26.0	14	38	.368	7	28	.250	5	9	.556	3	26	29	4.1	16	0	7	8	3	5	40	5.7
<b>TOTAL</b>	<b>106</b>	<b>51</b>	<b>2427</b>	<b>22.9</b>	<b>202</b>	<b>541</b>	<b>.373</b>	<b>133</b>	<b>389</b>	<b>.342</b>	<b>61</b>	<b>91</b>	<b>.670</b>	<b>48</b>	<b>312</b>	<b>360</b>	<b>3.4</b>	<b>207</b>	<b>4</b>	<b>86</b>	<b>87</b>	<b>33</b>	<b>64</b>	<b>598</b>	<b>5.6</b>



## MONTANA BASKETBALL



# 32 | PETER JONES

RS-Freshman | Forward | 6-8 | 218 | Seattle, Wash. (Rock Springs H.S.)

**MINUTES**

 Season ..... 3, vs. Montana Tech (11/12/18)  
 Career ..... Same

**STEALS**

 Season .....  
 Career .....

**POINTS**

 Season .....  
 Career .....

**FIELD GOALS**

 Season .....  
 Career .....

**REBOUNDS**

 Season ..... 1, on two occasions  
 Career ..... Same

**FIELD-GOAL ATTEMPTS**

 Season .....  
 Career .....

**ASSISTS**

 Season .....  
 Career .....

**THREE-POINTERS**

 Season .....  
 Career .....

**BLOCKS**

 Season .....  
 Career .....

**FREE THROWS**

 Season .....  
 Career .....

## 2018-19 GAME-BY-GAME STATISTICS

Date	Opponent	START	MIN	Total		3-Pointers		Free-Throws		Rebounds			PF	A	TO	BLK	STL	PTS	AVG
				FG-FGA	PCT	3FG-FGA	PCT	FT-FTA	PCT	OFF	DEF	TOT							
11/9	Georgia State			-----		Did Not Play		-----											
11/12	Montana Tech	-	3	0-0	.000	0-0	.000	0-0	.000	0	1	1	1	0	0	0	0	0	0.0
11/16	vs. Incarnate Word			-----		Did Not Play		-----											
11/17	vs. Miami (Ohio)	-	0+	0-0	.000	0-0	.000	0-0	.000	0	0	0	0	0	0	0	0	0	0.0
11/18	vs. Georgia Southern			-----		Did Not Play		-----											
11/28	at Creighton	-	2	0-0	.000	0-0	.000	0-0	.000	0	1	1	0	0	0	0	0	0	0.0
12/3	College of Idaho	-	1	0-0	.000	0-0	.000	0-0	.000	0	0	0	0	0	0	0	0	0	0.0
12/8	at UC Irvine																		
12/17	North Dakota State																		
12/19	at Arizona																		
12/22	at South Dakota State																		
12/29	at Northern Arizona*																		
12/31	at Southern Utah*																		
1/3	Sacramento State*																		
1/5	Portland State*																		
1/10	at Eastern Washington*																		
1/12	at Northern Colorado*																		
1/19	at Idaho*																		
1/24	Idaho State*																		
1/26	Weber State*																		
2/2	at Montana State*																		
2/7	Idaho*																		
2/9	Eastern Washington*																		
2/14	at Weber State*																		
2/16	at Idaho State*																		
2/23	Montana State*																		
2/25	Northern Colorado*																		
3/2	Southern Utah*																		
3/4	Northern Arizona*																		
3/7	at Portland State*																		
3/9	at Sacramento State*																		

## JONES' CAREER STATISTICS

SEASON	GP	GS	MIN	AVG	FG	FGA	PCT	3FG	3FGA	PCT	FT	FTA	PCT	OFF	DEF	TOT	AVG	PF	FO	AST	T/O	BLK	STL	PTS	AVG
2017-18																									
Did Not Play - Redshirt Season																									
2018-19	4	0	6	1.5	0	0	.000	0	0	.000	0	0	.000	0	2	2	0.5	1	0	0	0	0	0	0	0.0
<b>TOTAL</b>	<b>4</b>	<b>0</b>	<b>6</b>	<b>1.5</b>	<b>0</b>	<b>0</b>	<b>.000</b>	<b>0</b>	<b>0</b>	<b>.000</b>	<b>0</b>	<b>0</b>	<b>.000</b>	<b>0</b>	<b>2</b>	<b>2</b>	<b>0.5</b>	<b>1</b>	<b>0</b>	<b>0</b>	<b>0</b>	<b>0</b>	<b>0</b>	<b>0</b>	<b>0.0</b>



## MONTANA BASKETBALL



# 33 | KELBY KRAMER

RS-Freshman | Center | 6-10 | 237 | Rock Springs, Wyo. (Rock Springs H.S.)

**MINUTES**

 Season ..... 22, vs. College of Idaho (12/3/18)  
 Career ..... Same

**POINTS**

 Season ..... 4, vs. Incarnate Word (11/16/18)  
 Career ..... Same

**REBOUNDS**

 Season ..... 6, vs. College of Idaho (12/3/18)  
 Career ..... Same

**ASSISTS**

 Season ..... 1, on two occasions  
 Career ..... Same

**BLOCKS**

 Season ..... 3, vs. College of Idaho (12/3/18)  
 Career ..... Same

**STEALS**

 Season ..... 1, vs. College of Idaho (12/3/18)  
 Career ..... Same

**FIELD GOALS**

 Season ..... 2, vs. Incarnate Word (11/16/18)  
 Career ..... Same

**FIELD-GOAL ATTEMPTS**

 Season ..... 3, vs. Incarnate Word (11/16/18)  
 Career ..... Same

**THREE-POINTERS**

 Season .....  
 Career .....

**FREE THROWS**

 Season ..... 1, at Creighton (11/28/18)  
 Career ..... Same

## 2018-19 GAME-BY-GAME STATISTICS

Date	Opponent	START	MIN	Total		3-Pointers		Free-Throws		Rebounds			PF	A	TO	BLK	STL	PTS	AVG
				FG-FGA	PCT	3FG-FGA	PCT	FT-FTA	PCT	OFF	DEF	TOT							
11/9	Georgia State	-	1	0-0	.000	0-0	.000	0-0	.000	0	0	0	0	0	0	0	0	0	0.0
11/12	Montana Tech	-	16	1-1	1.000	0-0	.000	0-2	.000	2	2	4	4	1	0	1	0	2	1.0
11/16	vs. Incarnate Word	-	6	2-3	.667	0-0	.000	0-0	.000	0	0	0	0	0	0	0	0	4	2.0
11/17	vs. Miami (Ohio)	-	6	0-0	.000	0-0	.000	0-0	.000	0	1	1	1	0	1	0	0	0	1.5
11/18	vs. Georgia Southern			Did Not Play															
11/28	at Creighton	-	13	1-1	1.000	0-0	.000	1-3	.333	0	0	0	5	1	2	1	0	3	1.8
12/3	College of Idaho	*	22	1-2	.500	0-0	.000	0-0	.000	1	5	6	1	0	0	3	1	2	1.8
12/8	at UC Irvine																		
12/17	North Dakota State																		
12/19	at Arizona																		
12/22	at South Dakota State																		
12/29	at Northern Arizona*																		
12/31	at Southern Utah*																		
1/3	Sacramento State*																		
1/5	Portland State*																		
1/10	at Eastern Washington*																		
1/12	at Northern Colorado*																		
1/19	at Idaho*																		
1/24	Idaho State*																		
1/26	Weber State*																		
2/2	at Montana State*																		
2/7	Idaho*																		
2/9	Eastern Washington*																		
2/14	at Weber State*																		
2/16	at Idaho State*																		
2/23	Montana State*																		
2/25	Northern Colorado*																		
3/2	Southern Utah*																		
3/4	Northern Arizona*																		
3/7	at Portland State*																		
3/9	at Sacramento State*																		

## KRAMER'S CAREER STATISTICS

SEASON	GP	GS	MIN	AVG	FG	FGA	PCT	3FG	3FGA	PCT	FT	FTA	PCT	OFF	DEF	TOT	AVG	PF	FO	AST	T/O	BLK	STL	PTS	AVG
2017-18																									
Did Not Play - Redshirt Season																									
2018-19	6	1	64	10.7	5	7	.714	0	0	.000	1	5	.200	3	8	11	1.8	11	1	2	3	5	1	11	1.8
<b>TOTAL</b>	<b>6</b>	<b>1</b>	<b>64</b>	<b>10.7</b>	<b>5</b>	<b>7</b>	<b>.714</b>	<b>0</b>	<b>0</b>	<b>.000</b>	<b>1</b>	<b>5</b>	<b>.200</b>	<b>3</b>	<b>8</b>	<b>11</b>	<b>1.8</b>	<b>11</b>	<b>1</b>	<b>2</b>	<b>3</b>	<b>5</b>	<b>1</b>	<b>11</b>	<b>1.8</b>



## MONTANA BASKETBALL



# 34 | TONY MILLER

Junior | Forward | 6-6 | 215 | Woodinville, Wash. (Seattle Pacific/Woodinville H.S.)

**MINUTES**

 Season .....  
 Career .....

**STEALS**

 Season .....  
 Career .....

**POINTS**

 Season .....  
 Career .....

**FIELD GOALS**

 Season .....  
 Career .....

**REBOUNDS**

 Season .....  
 Career .....

**FIELD-GOAL ATTEMPTS**

 Season .....  
 Career .....

**ASSISTS**

 Season .....  
 Career .....

**THREE-POINTERS**

 Season .....  
 Career .....

**BLOCKS**

 Season .....  
 Career .....

**FREE THROWS**

 Season .....  
 Career .....

## 2018-19 GAME-BY-GAME STATISTICS

Date	Opponent	START	MIN	Total		3-Pointers		Free-Throws		Rebounds			PF	A	TO	BLK	STL	PTS	AVG
				FG-FGA	PCT	3FG-FGA	PCT	FT-FTA	PCT	OFF	DEF	TOT							
11/9	Georgia State					Did Not Play													
11/12	Montana Tech					Did Not Play													
11/16	vs. Incarnate Word					Did Not Play													
11/17	vs. Miami (Ohio)					Did Not Play													
11/18	vs. Georgia Southern					Did Not Play													
11/28	at Creighton					Did Not Play													
12/3	College of Idaho					Did Not Play													
12/8	at UC Irvine																		
12/17	North Dakota State																		
12/19	at Arizona																		
12/22	at South Dakota State																		
12/29	at Northern Arizona*																		
12/31	at Southern Utah*																		
1/3	Sacramento State*																		
1/5	Portland State*																		
1/10	at Eastern Washington*																		
1/12	at Northern Colorado*																		
1/19	at Idaho*																		
1/24	Idaho State*																		
1/26	Weber State*																		
2/2	at Montana State*																		
2/7	Idaho*																		
2/9	Eastern Washington*																		
2/14	at Weber State*																		
2/16	at Idaho State*																		
2/23	Montana State*																		
2/25	Northern Colorado*																		
3/2	Southern Utah*																		
3/4	Northern Arizona*																		
3/7	at Portland State*																		
3/9	at Sacramento State*																		

## MILLER'S CAREER STATISTICS

SEASON	GP	GS	MIN	AVG	FG	FGA	PCT	3FG	3FGA	PCT	FT	FTA	PCT	OFF	DEF	TOT	AVG	PF	FO	AST	T/O	BLK	STL	PTS	AVG
2018-19	0	0	0	0.0	0	0	-	0	0	-	0	0	-	0	0	0	0.0	0	0	0	0	0	0	0	0.0
TOTAL	0	0	0	0.0	0	0	-	0	0	-	0	0	-	0	0	0	0.0	0	0	0	0	0	0	0	0.0

