

MONTANA BASKETBALL



Game Notes #4 | Nov. 15, 2018 | Contact: Nic Hallisey, Assistant SID | 970/231-4789 | nic.hallisey@umontana.edu

SCHEDULE

Date	Opponent	Time/Result
Nov. 9	Georgia State	W, 81-74
Nov. 12	Montana Tech	W, 79-55
Nov. 16	vs. Incarnate Word ⁵	9 a.m.
Nov. 17	vs. TBD ⁵	TBD
Nov. 18	vs. TBD ⁵	TBD
Nov. 28	at Creighton	6:30 p.m.
Dec. 3	College of Idaho	7 p.m.
Dec. 8	at UC Irvine	8 p.m.
Dec. 17	North Dakota State	7 p.m.
Dec. 19	at Arizona	6:30 p.m.
Dec. 22	at South Dakota State	6 p.m.
Dec. 29	at Northern Arizona*	2 p.m.
Dec. 31	at Southern Utah*	6:30 p.m.
Jan. 3	Sacramento State*	7 p.m.
Jan. 5	Portland State*	7 p.m.
Jan. 10	at Eastern Washington*	7 p.m.
Jan. 12	at Northern Colorado*	2 p.m.
Jan. 19	at Idaho*	8 p.m.
Jan. 24	Idaho State*	7 p.m.
Jan. 26	Weber State*	7 p.m.
Feb. 2	at Montana State*	7 p.m.
Feb. 7	Idaho*	7 p.m.
Feb. 9	Eastern Washington*	7 p.m.
Feb. 14	at Weber State*	7 p.m.
Feb. 16	at Idaho State*	7 p.m.
Feb. 23	Montana State*	7 p.m.
Feb. 25	Northern Colorado*	7 p.m.
March 2	Southern Utah*	7 p.m.
March 4	Northern Arizona*	7 p.m.
March 7	at Portland State*	8 p.m.
March 9	at Sacramento State*	8 p.m.
March 13	Big Sky Championship [First Round] [^]	TBD
March 14	Big Sky Championship [Quarterfinals] [^]	TBD
March 15	Big Sky Championship [Semifinals] [^]	TBD
March 16	Big Sky Championship [Finals] [^]	6 p.m.

All start times listed as Mountain Time

⁵ Islands of the Bahamas Showcase (Nassau, Bahamas)

* Big Sky Conference game

[^] Big Sky Championship (Boise, Idaho)

MONTANA VS. INCARNATE WORD

FRI., NOV. 16 / 9 A.M. (MT) / NASSAU, THE BAHAMAS / KENDAL ISAACS NATIONAL GYMNASIUM



MONTANA GRIZZLIES

2018-19 Record 2-0 (0-0 Big Sky)
 2017-18 Record 26-8 (16-2 Big Sky)
 2017-18 Record NCAA First Round
 Head Coach Travis DeCuire (5th Season)
 Record at UM 85-49 (55-17 BSC)
 Career Record Same

STATISTICAL LEADERS

Minutes/Game J. Akoh (33.0)
 Points/Game J. Akoh (22.0)
 Rebounds/Game J. Akoh (8.0)
 Three-Pointers T. Falls/K. Manuel (4)
 Assists M. Oguine (9)
 Blocks M. Oguine (3)
 Steals M. Oguine (5)



INCARNATE WORD CARDINALS

2018-19 Record 3-1 (0-0 Southland)
 2017-18 Record 7-21 (2-16 Southland)
 2017-18 Postseason N/A
 Head Coach ... Carson Cunningham (1st Season)
 Record at Montana Tech 3-1
 Career Record Same

STATISTICAL LEADERS

Minutes/Game M. Taylor (35.5)
 Points/Game M. Taylor (15.5)
 Rebounds/Game A. Smith (6.8)
 Three-Pointers M. Taylor (4)
 Assists M. Taylor (12)
 Blocks C. Graham/A. Smith (2)
 Steals R. Wilbert (5)

BY THE NUMBERS

MONTANA			INCARNATE WORD		
Rank	Avg	Category	Avg	Rank	
148	80.0	Points/Game	59.0	328	
91	64.5	Opp. Points/Game	62.2	68	
111	+15.5	Scoring Margin	-3.2	262	
109	.482	FG%	.443	201	
90	.382	Opp. FG%	.371	68	
262	.271	3FG%	.167	350	
157	.317	Opp. 3FG%	.287	108	
243	.641	FT%	.817	17	
92	38.5	Rebounds/Game	33.0	286	
172	+1.0	Rebounding Margin	+0.8	226	
176	14.0	Assists/Game	9.0	331	
129	13.0	Turnovers/Game	19.0	332	
113	+3.0	Turnover Margin	-5.2	315	
156	1.08	Assist/Turnover Ratio	0.5	340	
77	8.5	Steals/Game	4.3	307	
151	4.0	Blocks/Game	2.0	290	

GAME COVERAGE

Stream: www.bdglocal.inplayer.com (\$)

Audio: Montana Grizzly Radio Network

..... PxP: Bill Schwanke

..... KGVO (1290 AM/98.3 FM)

..... bit.ly/grizlisten or TuneIn app

Live Stats: GoGriz.com

Twitter: @MontanaGrizBB

SERIES HISTORY

Overall: 0-0

In Missoula: 0-0

In San Antonio: 0-0

Neutral: 0-0

GRIZ HOOPS ROSTER

No.	Name	Year	Pos.	Ht.	Wt.	Hometown (Previous School)	GP-GS	PPG	RPG	AST	BLK	STL
0	Michael Oguine	Sr.	G	6-2	180	Los Angeles, Calif. (Chaminade Prep H.S.)	2-2	11.0	7.0	9	3	5
1	Timmy Falls	So.	G	6-2	165	Dublin, Calif. (Dublin H.S.)	2-1	10.0	1.0	7	0	2
2	Donaven Dorsey	R-Sr.	G	6-7	216	Lacey, Wash. (Washington/Timberline H.S.)	2-0	6.5	2.0	0	0	0
3	Freddy Brown III	Fr.	G	6-2	164	Seattle, Wash. (Nathan Hale H.S.)	1-0	0.0	0.0	0	0	0
4	Sayeed Pridgett	Jr.	G	6-5	200	Oakland, Calif. (El Cerrito H.S.)	2-2	10.0	4.0	1	2	1
10	Eddy Egun	Fr.	G	6-4	185	Woodland Hills, Calif. (El Camino Real H.S.)	0-0	0.0	0.0	0	0	0
12	Kendal Manuel	R-Jr.	G	6-4	177	Billings, Mont. (Oregon State/Skyview H.S.)	2-0	11.5	2.5	3	0	1
13	Ben Carter	Fr.	F	6-10	282	Adelaide, Australia (Sacred Heart College)	1-0	2.0	1.0	0	0	0
14	Ahmaad Rorie	R-Sr.	G	6-1	183	Tacoma, Wash. (Oregon/Lincoln H.S.)	2-2	17.0	5.0	4	0	4
15	Jamar Akoh	R-Sr.	F	6-8	253	Rancho Cucamonga, Calif. (Cal State Fullerton/Los Osos H.S.)	1-1	22.0	8.0	1	0	2
23	Mack Anderson	Fr.	F	6-9	202	Bozeman, Mont. (Bozeman H.S.)	0-0	0.0	0.0	0	0	0
24	Bobby Moorehead	Sr.	G	6-7	192	Tacoma, Wash. (Stadium H.S.)	2-2	1.0	5.0	2	2	2
32	Peter Jones	R-Fr.	F	6-8	218	Seattle, Wash. (O'Dea H.S.)	1-0	0.0	1.0	0	0	0
33	Kelby Kramer	R-Fr.	C	6-10	237	Rock Springs, Wyo. (Rock Springs H.S.)	2-0	1.0	2.0	1	1	0
34	Tony Miller	Jr.	F	6-6	215	Woodinville, Wash. (Seattle Pacific/Woodinville H.S.)	0-0	0.0	0.0	0	0	0

Head Coach: Travis DeCuire (Montana, '94), Fifth Season

Associate Head Coach: Chris Cobb (Menlo College, '09), Fifth Season

Assistant Coach: Jay Flores (Chico State, '12), Third Season

Assistant Coach: Rachi Wortham (Eastern Washington, '06), Third Season

Graduate Assistants: Jesse Bartels, Anderson Clarke



MONTANA BASKETBALL

**Michael Oguine**

Sr. • G • 6-2/180
Los Angeles, Calif.
Chaminade Prep H.S.

0**Timmy Falls**


So. • G • 6-2/165
Dublin, Calif.
Dublin H.S.

1**Donaven Dorsey**

R-Sr. • G • 6-7/216
Lacey, Wash.
Washington/Timberline H.S.

2**Freddy Brown III**

Fr. • G • 6-2/164
Seattle, Wash.
Nathan Hale H.S.

3**Sayeed Pridgett**

Jr. • G • 6-5/200
Oakland, Calif.
El Cerrito H.S.

4**Eddy Egun**

Fr. • G • 6-4/185
Woodland Hills, Calif.
El Camino Real H.S.

10**Kendal Manuel**

R-Jr. • G • 6-4/177
Billings, Mont.
Oregon State/Skyview H.S.

12**Ben Carter**

Fr. • F • 6-10/282
Adelaide, Australia
Sacred Heart College

13**Ahmaad Rorie**

R-Sr. • G • 6-1/183
Tacoma, Wash.
Oregon/Lincoln H.S.

14**Jamar Akoh**

R-JS. • F • 6-8/253
Rancho Cucamonga, Calif.
Cal State Fullerton/Los Osos H.S.

15**Mack Anderson**

Fr. • F • 6-9/202
Bozeman, Mont.
Bozeman H.S.

23**Bobby Moorehead**

Sr. • G • 6-7/192
Tacoma, Wash.
Stadium H.S.

24**Peter Jones**

R-Fr. • F • 6-8/218
Seattle, Wash.
O'Dea H.S.

32**Kelby Kramer**

R-Fr. • C • 6-10/237
Rock Springs, Wyo.
Rock Springs H.S.

33**Tony Miller**

Jr. • F • 6-6/215
Woodinville, Wash.
Seattle Pacific/Woodinville H.S.

34**Travis DeCuire**

Head Coach
5th Season
Montana, 1994

**Chris Cobb**

Associate Head Coach
5th Season
Menlo College, 2009

**Jay Flores**

Assistant Coach
3rd Season
Chico State, 2012

**Rachi Wortham**

Assistant Coach
3rd Season
Eastern Washington, 2006



MONTANA BASKETBALL



THE LAST TIME OUT...

Game #2

Nov. 12, 2018

Missoula, Mont.

79 55

Montana Tech 55 • 5-1

#	Player	Total		3-Ptr		Rebounds			PF	TP	A	TO	Blk	Stl	Min
		FG-FGA	FG-FGA	FT-FTA	FT-FTA	Off	Def	Tot							
05	PANNABECKER, Dylan	1-5	0-0	2-2	2-2	3	4	7	4	4	2	3	0	0	24
14	DITTMAN, Blake	2-7	0-4	2-2	2-2	1	3	4	3	6	0	2	0	1	30
20	ENGLAND, Taylor	4-7	0-0	0-0	0-0	0	4	4	3	8	3	4	0	0	26
30	COLLINS, Derrius	3-8	2-4	2-2	2-2	0	0	0	4	10	3	3	0	1	24
24	HUSE, Drew	1-7	0-2	2-2	2-2	0	2	2	1	4	1	1	0	0	26
04	JONES, Christian	2-4	2-4	0-0	0-0	0	3	3	3	6	1	1	0	1	24
11	LILES, Cody	0-0	0-0	0-0	0-0	0	0	0	0	0	0	0	0	0	3
12	FITTS, Nick	2-6	2-6	0-0	0-0	0	0	0	1	6	3	1	0	0	21
21	DUMMER, Carson	3-5	0-1	2-2	2-2	0	4	4	1	8	1	3	0	1	14
33	MYTTY, William	1-2	1-1	0-0	0-0	0	1	1	4	3	0	2	0	1	8
Team															
Totals		19-51	7-22	10-10	10-10	4	25	29	24	55	14	20	0	5	200
FG % 1st Half: 6-23		26.1%	2nd half: 13-28		46.4%	Game: 19-51		37.3%	Deadball						
3FG % 1st Half: 1-9		11.1%	2nd half: 6-13		46.2%	Game: 7-22		31.8%	Rebounds						
FT % 1st Half: 8-8		100.0	2nd half: 2-2		100.0	Game: 10-10		100.0							

Montana 79 • 2-0, 0-0 BSC

#	Player	Total		3-Ptr		Rebounds			PF	TP	A	TO	Blk	Stl	Min
		FG-FGA	FG-FGA	FT-FTA	FT-FTA	Off	Def	Tot							
00	OGUTINE, Michael	2-6	0-1	3-4	3-4	1	3	4	1	7	5	1	1	4	24
01	FALLS, Timmy	4-10	2-6	0-0	0-0	0	2	2	3	10	3	4	0	2	24
04	PRIDGETT, Sayeed	4-6	0-0	2-2	2-2	2	2	4	2	10	1	2	1	1	19
14	RORIE, Ahmaad	8-13	2-5	2-2	2-2	0	6	6	1	20	0	0	0	3	23
24	MOOREHEAD, Bobby	0-4	0-3	0-2	0-2	0	4	4	1	0	2	1	0	1	23
02	DORSEY, Donaven	4-7	2-5	1-2	1-2	0	2	2	0	11	0	0	0	0	29
03	BROWN, Freddy	0-2	0-1	0-0	0-0	0	0	0	0	0	0	0	0	0	5
12	MANUEL, Kendal	5-5	2-2	5-6	5-6	0	4	4	0	17	3	2	0	0	27
13	CARTER, Ben	1-1	0-0	0-1	0-1	0	1	1	3	2	0	2	0	0	7
32	JONES, Peter	0-0	0-0	0-0	0-0	0	1	1	1	0	0	0	0	0	3
33	KRAMER, Kelby	1-1	0-0	0-2	0-2	2	2	4	4	2	1	0	1	0	16
Team															
Totals		29-55	8-23	13-21	13-21	6	28	34	16	79	15	12	3	11	200
FG % 1st Half: 15-29		51.7%	2nd half: 14-26		53.8%	Game: 29-55		52.7%	Deadball						
3FG % 1st Half: 3-10		30.0%	2nd half: 5-13		38.5%	Game: 8-23		34.8%	Rebounds						
FT % 1st Half: 7-8		87.5%	2nd half: 6-13		46.2%	Game: 13-21		61.9%							


Officials: Shawn Lehigh, Ronnie Hernandez, Dennis Flannery
 Technical fouls: Montana Tech-None. Montana-None.
 Attendance: 3024

Score by periods			
1st	2nd	Total	
Montana Tech	21	34	55
Montana	40	39	79

Points	In	Off	2nd	Fast	Bench
MT	16	7	4	0	23
UM	32	27	4	13	32

Score tied - 3 times.
 Lead changed - 3 times.

Last FG - MT 2nd-00:07, UM 2nd-03:33.
 Largest lead - MT by 2 1st-18:16, UM by 33 2nd-06:44.
 MT led for 01:37, UM led for 35:03. Game was tied for 03:20.



GRIZZLIES TOO MUCH FOR OREDIGGERS

MISSOULA, Mont. – Montana improved to 2-0 on the young season with a 79-55 victory over Montana Tech on Monday night. The Grizzlies were paced by five players in double figures and forced 20 turnovers on the defensive end.

The Grizzlies turned a 21-17 advantage midway through the first half into a rout, using a 19-4 run to close the first half and extending it to 29-6 to begin the second half. During that stretch, Montana held Montana Tech without a made field goal for more than 10 minutes of action, with the Orediggers going 0-for-10 from the floor with six turnovers.

"I think we were a little flat early, but that happens coming off of a game like Friday," head coach Travis DeCuire said. "We were trying some other things on ball screens, and they were getting shots instead of us forcing turnovers. Once we went back to being aggressive and started forcing turnovers, that's when we got going."

More than half of the turnovers were in result of a Montana steal, led by four from Michael Oguine and three from Ahmaad Rorie. Rorie led all players with 20 points and six rebounds, while Kendal Manuel scored 17 points on 5-of-5 shooting.

Also in double figures were Donaven Dorsey (11), Timmy Falls (10) and Sayeed Priddett (10).

While the defense held Montana Tech to 37.3 percent shooting, the Grizzlies shot 52.7 percent, making seven consecutive shots late in the first half.

Additional Notes

- Three days after a trio of players made their Griz debuts, three more saw their first collegiate action: freshman Freddy Brown, freshman Ben Carter and redshirt freshman Peter Jones. Carter scored two points and grabbed a rebound in seven minutes of action. Jones had a rebound.
- After playing one minute on Friday night vs. Georgia State, redshirt freshman Kelby Kramer saw his first significant time on the court, logging 16 minutes. The 6-10 big man had a two-handed dunk in the first half – his first career points – in addition to four rebounds, a blocked shot and an assist.
- Montana's 20 turnovers led to 27 points off turnover, including 13 fast-break points.
- Montana opened the game just 1-for-7 from three-point range, but finished the game by making seven of its final 16 long-range shots (43.8 percent).
- Sophomore guard Timmy Falls earned his first career start. The Grizzlies used an all-guard starting lineup.
- Montana has now won 17 consecutive home games dating back to the 2016-17 season. It is the fourth-longest active streak in the country.
- Montana Tech's assistant coach is Derek Selvig, a former Griz star who played from 2007-12 and helped the Grizzlies to a pair of NCAA tournament appearances.

Quoting DeCuire

(on Ahmaad Rorie, who led the Grizzlies with 20 points)

"He's got it going. I thought he played tonight more like he has been practicing. He communicated and he got us in sync. I thought he played well."

(on a smaller starting lineup)

"That's where the timing of this game is good for us. We didn't get many paint touches early, so playing outside in, never really works percentage-wise for very many teams. Once we started touching the paint, our percentages jumped."

(on the play of junior Kendal Manuel)

"I thought he played well. Not only is he making shots, but he's helping us out in terms of stretching the floor."

(on transfer Donaven Dorsey)

"Each game, I think he'll continue to get better. In addition to getting him closer to game shape, he's seeing the ball go through the hoop, which creates confidence."



MONTANA BASKETBALL



GRIZ IN PARADISE FOR EARLY-SEASON TOURNAMENT

Just in the second week of the basketball season, Montana will get an early look as to what March will feel like. The stakes won't be as high as when the Grizzlies travel to Boise, Idaho, for the 2019 Big Sky Championship, but the format will be the same.

Three games in three days. Survive and advance.

In some ways, this week's trip to the Islands of the Bahamas Showcase will be more challenging, as Montana won't have as much familiarity with its opponents. Contrast that to the Big Sky tournament in March, when the Grizzlies will have played each opponent twice already.

Head coach Travis DeCuire knew it would be a challenge, which is part of the reason he liked the idea of playing in this tournament.

"It's an opportunity to fight through adversity," DeCuire said. "It's going to be a roller-coaster ride. Any time you play three games in three days, guys are going to be tired and you've got to make adjustments from one game to the next with no practices in between."

The need for a quick recovery and to adjust on the fly is precisely why a tournament like this is so valuable to a team. DeCuire preaches playing with the desperation of March during early-season games in November, and this will put that to the test.

Montana had originally filled its schedule with the Great Alaska Shootout, but when that tournament folded after three decades, it left the Grizzlies scrambling. They took advantage of another team pulling out of the Islands of the Bahamas Showcase, giving the Grizzlies the chance to face a series of mid-major teams on a neutral court.

"It's an opportunity to get a feel for what March is going to be like," DeCuire said. "Our depth will be challenged and our versatility will be challenged. We'll learn a lot about our team very quickly, and we're excited for that."

First up for the Grizzlies is Incarnate Word (Friday at 9 a.m. MT), a team from the Southland Conference that is off to a 3-1 start to the year, winning three in a row on its home court after losing its opener at Texas Tech.

Should the Grizzlies win, they would advance to play the winner of Miami (Ohio)/North Dakota State (Saturday at 3 p.m. MT). The championship is set for Sunday at 6 p.m. MT against the winner of the bottom half of the bracket (Florida Atlantic, Georgia Southern, Pepperdine or Towson). Each team is guaranteed three games, so the losers of each matchup will continue play in the consolation bracket. Fans can purchase single-game or all-tournament video-stream access through bd Global.

SCOUTING INCARNATE WORD

- Following a 50-point loss at Texas Tech to open the season, UIW has won three consecutive home games against St. Francis-Illinois, Texas at Tyler and Texas Lutheran.
- The Cardinals are led by freshman Morgan Taylor, who averages 15.5 points per game. He is connecting on 43 percent of his three-point attempts.
- Four of UIW's main starters have been freshmen. The other is a sophomore. In UIW's win over Texas Lutheran earlier this week, freshmen accounted for 51 of the Cardinals' 70 points.

- Freshman Antoine Smith Jr. ranks second on the team for scoring (9.8) and first for rebounding (6.8). He has also made all nine of his free-throw attempts and is shooting 56.0 percent for the floor.
- While its offense has struggled (59.0 points per game), UIW's defense (62.3 points per game, 68th; .371 field-goal defense, 68th) are among the nation's best.
- UIW has connected on 81.7 percent of its free-throw attempts (17th in NCAA).
- As a team, UIW has made just seven three-pointers in four games.
- UIW returned three starters and six letterwinners from last year's squad that went 7-21.
- Carson Cunningham is in his first season at UIW. He spent the five previous seasons at Carroll College, earning 2017-18 Frontier Coach of the Year honors.
- Incarnate Word moved up to the Division-I level prior to the 2013-14 basketball season and earned a CIT postseason invite just one year later.

SERIES VS. THE FIELD

Montana is 9-7 all-time against the seven other teams in the tournament. The Grizzlies are 6-3 vs. North Dakota State, 1-0 vs. Georgia Southern and 2-4 vs. Pepperdine. Montana has never played Florida Atlantic, Incarnate Word, Miami (Ohio) or Towson.

STARTING STRONG

Montana is off to a 2-0 start for the second consecutive season. A victory over Incarnate Word on Friday would be the team's best start since 2009-10 (3-0). Overall, it would be tied for the 11th-best start to a season in the last century.

TOUGH D

Montana ranked among the nation's leaders for multiple statistical categories in 2017-18, and the Grizzlies are continuing that trend to begin 2018-19. Neither of Montana's first two opponents have shot better than 40 percent, with the Grizzlies allowing 64.5 points per game on 38.2 percent shooting.

STARTING THE YEAR WITH A WIN

Montana opened the 2018-19 season with a win over fellow NCAA tournament team Georgia State (Nov. 9):

- Montana broke a 58-58 tie with just under 6 minutes to play, using a 9-2 run. The Grizzlies led by at least three points from that point forward.
- The two teams were tied at 33-33 at halftime, despite Montana holding the lead for 18:51 of the first half.
- Georgia State used a 22-7 run, extending across both halves, to lead by as many as seven points. Montana responded with 12 of the next 16 points to regain the lead 3:33 later.
- The Grizzlies shot 63.3 percent from inside the arc.
- Senior Jamar Akoh led all Grizzlies with 22 points on 7-of-8 shooting, in addition to eight free throws. The senior also had eight rebounds.
- In addition to his 15 points, senior Michael Oguine had a team-high 10 rebounds and a team-high-tying four assists and two blocks.
- Senior Ahmaad Rorie scored 14 points, dished out four assists and stole a pass, but the lasting images from the game were his two thunderous dunks.
- Sophomore Timmy Falls tallied 10 points and a team-high-tying four assists.
- Three players made their Griz debuts: Donaven Dorsey, Kelby Kramer and Kendal Manuel. For Kramer, it was his first collegiate contest.



MONTANA BASKETBALL



CLEARED TO PLAY

After transferring from Oregon State, Kendal Manuel was expected to sit out this season due to NCAA transfer rules. However, after submitting a waiver, his appeal was approved and he was able to make his Griz debut vs. Georgia State (Nov. 9). The junior hit a pair of three-pointers in the first half, finishing with six points and a steal in 13 minutes off the bench. Three nights later vs. Montana Tech (Nov. 12), Manuel was a perfect 5-of-5 from the floor, scoring 17 points.



BACK ON THE COURT

Donaven Dorsey missed the 2016-17 season due to transfer rules after coming to Montana from the University of Washington. The 2017-18 season was lost due to a hip injury and cancer scare. Now, after more than two and a half years, Dorsey is back on the court, and his jumper in the first half vs. Georgia State (Nov. 9) marked his first made basket in 975 days. Three nights later vs. Montana Tech (Nov. 12), Dorsey had 11 points on 4-of-7 shooting.

TALENT IN MISSOULA

Nov. 9 vs. Georgia State marked the first time in four years that an NCAA tournament team from the previous season played a non-conference game in Missoula. Overall, it was the 37th time it has ever happened, including the fourth time in the past decade.

Even rarer, it marked the ninth time in Dahlberg Arena history that two NCAA tournament teams played each other, and the first time since 2012-13.

HOME OPENERS

The Grizzlies are 16-3 in home openers since the turn of the century, including 4-1 under head coach Travis DeCuire.

EXHIBITION VICTORY

- Montana hosted Division-III power Whitworth on Nov. 2, cruising to a 90-58 victory.
- Montana shot 50.9 percent from the floor, including 44.0 percent from three-point range (11 makes).
- Five players scored in double figures, led by junior Sayeed Pridgett's 17 points, in addition to a team-high seven rebounds.
- Montana's defense limited Whitworth to 35.0 percent shooting, including 3-of-20 from beyond the arc. Division-III first-team All-America selection Kyle Roach was limited to two points on 1-of-6 shooting after averaging 18.7 points a year ago.
- The Grizzlies held an 11-point lead at halftime (41-30) before scoring 22 of the first 26 points to begin the second half.
- Several players unofficially made their Division-I debuts, including Eddy Egun and Mack Anderson, who both had breakaway dunks.

2018-19 BIG SKY CONFERENCE STANDINGS

School	Overall	Home	Away	Neutral	Streak	
Montana	2-0	1.000	2-0	0-0	0-0	W2
Northern Colorado	2-0	1.000	2-0	0-0	0-0	W2
Southern Utah	2-0	1.000	1-0	1-0	0-0	W2
Sacramento State	1-0	1.000	1-0	0-0	0-0	W1
Northern Arizona	2-1	0.667	1-0	1-1	0-0	W1
Idaho State	1-1	0.500	0-0	1-1	0-0	W1
Portland State	1-1	0.500	1-0	0-1	0-0	W1
Weber State	1-1	0.500	1-0	0-1	0-0	W1
Montana State	1-3	0.250	1-1	0-2	0-0	L1
Eastern Washington	0-2	0.000	0-0	0-2	0-0	L2
Idaho	0-2	0.000	0-1	0-1	0-0	L2

Through games played on Wednesday, Nov. 14

PRONUNCIATION GUIDE

Jamar Akoh uh-KOH
 Eddy Egun ee-gun
 Kendal Manuel man-WELL
 Michael Oguine .. oh-GEE-nay (G like go)
 Sayeed Pridgett sigh-EED prid-jit
 Ahmaad Rorie uh-MOD ROAR-ee

Travis DeCuire duh-cure
 Rachi Wortham ... rah-SHEE WORTH-am
 Jay Flores floor-es

BSC PRESEASON POLL

COACHES' POLL

Place	Team	Points
1.	Montana	100 (10)
2.	Weber State	90 (1)
3.	Northern Colorado	70
4.	Eastern Washington	63
5.	Portland State	55
T6.	Montana State	53
	Southern Utah	53
8.	Idaho State	50
9.	Idaho	34
10.	Sacramento State	27
11.	Northern Arizona	10

MEDIA POLL

Place	Team	Points
1.	Montana	383 (33)
2.	Weber State	346 (2)
3.	Northern Colorado	280
4.	Eastern Washington	261
5.	Montana State	194
6.	Idaho	192
7.	Portland State	189
8.	Idaho State	176
9.	Southern Utah	128
10.	Sacramento State	115
11.	Northern Arizona	46

Number in parenthesis denotes first-place votes

PRESEASON ALL-CONFERENCE TEAM

Player	Year	Pos.	School
Ahmaad Rorie (MVP)	Sr.	G	UM
Jerrick Harding	Jr.	G	WSU
Tyler Hall	Sr.	G	MSU
Jordan Davis	Sr.	G	UNC
Michael Oguine	Sr.	G	UM
Holland Woods	So.	G	PSU



MONTANA BASKETBALL



RETURNING PRODUCTION

Montana graduated just one player a year ago, returning six of the seven players in the team's regular rotation. The group was responsible for the majority of Montana's production, including more than 86 percent of its scoring. Out of 353 Division-I teams, just 20 return a higher percentage of its scoring from 2017-18.

Category	% Returning
Minutes	81.3
Scoring	85.2
Rebounding	71.4
Assists	85.2
Blocks	70.2
Steals	86.0

LOFTY EXPECTATIONS

With so much returning production, it came as no surprise when Montana was named the overwhelming favorite to repeat as Big Sky champions, by both the league's coaches and media members. Among the coaches, Montana earned 10 of 11 first-place votes (coaches weren't allowed to vote for their own team), with Weber State earning the other top vote. In the media poll, Montana garnered 33 of 35 first-place picks.

"Survival mode is hard to sustain when the bullseye is on your back," said Travis DeCuire, the 2018 Big Sky Conference Coach of the Year. "We have to find ways in practice every day to compete in a competitive environment that forces us to get better. You know our motto: Compete with desperation every day."

The last time a team earned as many first-place votes was Weber State in 2013-14. The last time Montana was picked to win the league was in 2015-16 (first in the media poll, tied for first in the coaches').

HIGH PRAISE

If they didn't before, the league's head coaches have now fully appreciated the value of Montana guards Ahmaad Rorie and Michael Oguine. And why wouldn't they? The duo combined for 33 points per game while leading Montana to a Big Sky title in 2017-18.

Rorie and Oguine were two of six players recognized on the preseason all-conference team, with Rorie earning Big Sky Conference preseason player-of-the-year honors and Oguine being named to the preseason all-conference team. Voting was conducted by the league's head coaches, sports information directors and media members.

"I think it exemplifies the things we talk about," head coach Travis DeCuire said. "When you commit to the team, play together and win, good things will happen."

An All-Big Sky first-team honoree a season ago, Rorie earned a spot on his second consecutive preseason team after finishing seventh in the league for scoring last season with 17.2 points per game and ranking third for assists (3.7) and eighth for steals (1.2). He also came in third with a 2.1 assist-to-turn-over ratio during league games, and made 85 percent of his attempts from the free-throw line. Rorie was named a Big Sky Championship all-tournament team selection as he helped the top-seeded Grizzlies earn a NCAA tournament berth by claiming the Big Sky Championship, finishing the season with a 26-8 overall record and 16-2 conference mark. He also captured NABC All-District 6 first-team honors.



Oguine was just as valuable to the Grizzlies, being named the Big Sky Conference Defensive Player of the Year and earning Big Sky Championship MVP honors, helping the Grizzlies knock off North Dakota, Northern Colorado and Eastern Washington on consecutive nights to earn a trip to March Madness. On the season, Oguine averaged 15.8 points per game while ranking fifth in the league with 1.4 steals. He was the only player in the Big Sky to rank in the top 20 during league play for scoring, steals and rebounding.



Both players surpassed 1,000 career points scored last season and are expected to finish their careers ranked in the top five in school history.

"It's been a long road for Ahmaad, coming here from Oregon," DeCuire said. "He's worked on his skills on both sides of the ball, and has improved a lot and has become a lock-down defender. Mike's explosiveness is something that everyone has respected, but his guard skills – his shooting and passing – have taken him to the next level."

Since the league introduced the preseason poll prior to the 2015-16 season, no team has had more selections than Montana (five). This is the first time a Grizzly has been selected as the preseason player of the year.

HOME COOKING

Montana owns the nation's fourth-longest active home winning streak. The Grizzlies have won 17 consecutive home games dating back to the 2016-17 season, trailing only South Dakota State (23), Houston (19) and Charleston (19).

Montana went a perfect 14-0 at home last season, marking the first time in 26 seasons and just the fifth time ever a Grizzlies team has gone undefeated at home (also: 1991-92 (18-0), 1949-50 (15-0), 1983-84 (14-0) and 1974-75 (12-0)). The Grizzlies boast one of the nation's best home-court advantages, going 702-245 (.742) in their home arena, including 120-25 (.828) over the past decade.

ALSO BACK

- **Jamar Akoh** – All-Big Sky Conference third team... Started all 34 games... Led UM with 6.6 rebounds... One of two Big Sky players to rank in the top 15 for scoring, rebounding and field-goal percentage.
- **Bobby Moorehead** – Started all 34 contests... Led UM with 27 steals in Big Sky play... Ranked second for three-pointers made and was in the top four for steals, blocked shots and assists.
- **Sayed Pridgett** – Ranked 11th in the Big Sky with 1.2 steals per conference game... Ranked in the top five on the team for rebounding, assists, blocked shots and steals.
- **Timmy Falls** – Led UM with a .407 shooting percentage from beyond the arc... Held the team's best assist-per-minute average (one assist every 9.1 minutes).
- **Donaven Dorsey** – Back after missing the past two seasons (redshirt and injury).
- **Kelby Kramer** – Redshirted in 2017-18.
- **Peter Jones** – Redshirted in 2017-18.

FRESH FACES

While Montana returns the bulk of last year's production, the team welcomed six new players to its roster.



MONTANA BASKETBALL



- Bozeman, Mont., native **Mack Anderson** earned numerous all-state honors as a senior, including the USA Today All-USA Montana Boys Basketball First Team. He led the state with 12.9 rebounds and 3.3 blocks per game, also adding 16.6 points and helping the Hawks to a third consecutive state-title game appearance.
- Freshman guard **Freddy Brown III** won a national championship as a junior, playing alongside McDonald's All-American/first-round NBA Draft pick Michael Porter, Jr. As a senior, Brown moved into the spotlight and dominated, averaging 28.7 points, 8.4 rebounds, 5.4 assists and 2.4 steals for Nathan Hale High School in Seattle.
- Montana's Australian pipeline continued with the signing of **Ben Carter**, a 6-10 big man from Adelaide. He competed on several national teams abroad, including winning a silver medal at the under-20 Australian National Championship in March 2018, where he averaged 11.0 points and 9.0 rebounds per game.
- Eddy Egun** was a two-time All-CIF Los Angeles City Section Boys' Basketball Team selection, playing in one of southern California's top conferences. As a team captain, the guard led El Camino Real High School to the state tournament, where he scored 27 points. He was selected to several postseason all-star games, including being named MVP of the Collision All-Star Game.
- Billings native **Kendal Manuel** returned to his home state after three seasons at Oregon State. As a redshirt freshman in 2016-17, he started 25 games and knocked down 52 three-pointers – the second-most ever by a Beaver freshman.
- Tony Miller** will also have to sit out this season after transferring from Seattle Pacific, where he led the Falcons for points per game in back-to-back seasons. The forward was named the 2016-17 Great Northwest Athletic Conference Freshman of the Year, nearly averaging a double-double.

CHALLENGING SCHEDULE

At first glance, Montana's schedule may lack the "big names" that littered the team's slate a year ago, including trips to Penn State, Pitt, Stanford, UCLA and Washington. However, when looking a bit deeper, this year's lineup may be even more challenging.

Arizona finished last season with an RPI of 17, Creighton was at 50. Even more startling, South Dakota State, which owns the nation's longest home winning streak, was at 48, ahead of three of the Power-5 teams from last year's schedule. The Jackrabbits were picked to win the Summit League and return to the NCAA tournament. North Dakota State, which Montana could potentially play twice this fall, was picked to finish third. UC Irvine, which returned all five starters and 94 percent of its offense, was picked to win the Big West. Last year's Sun Belt champion Georgia State is the unanimous favorite to win again.

Of the 68 NCAA tournament teams from 2018, just seven are scheduled to play more tournament teams in non-conference than Montana (four: Arizona, Creighton, Georgia State, South Dakota State).

2017-18 HIGHLIGHTS

The 2017-18 men's basketball season was record-setting on many levels:

- Montana's 26 wins were the third-most in school history, and the most in 26 seasons.
- The Grizzlies won the Big Sky Conference regular-season and tournament titles, advancing to the NCAA tournament for the first time since 2013.
- It marked the fifth time in program history that a Montana team has won both the regular-season championship and tournament title.
- Montana reached 20 wins for the third time in DeCuire's four seasons. The Grizzlies have finished at least .500 all four seasons,

advancing to three postseason tournaments.

- The Grizzlies won their first 13 conference games. The winning streak was one game shy of tying a school record and was the third-longest active streak in the NCAA at the time.
- Montana set a school record with seven consecutive true road wins from Dec. 28 through Feb. 3.
- Montana finished its home slate undefeated (14-0). It marked the first time in 26 seasons, and the fifth time ever, that the Grizzlies have posted a perfect home record.
- Montana finished the regular season ranked No. 14 in the College Insider Mid-Major Top 25.
- Montana posted its first winning non-conference record since 2011-12, including a win at Pitt – its first over a Power-5 program since 2010 and first over an ACC team since 1966.
- DeCuire was named the Big Sky Conference Coach of the Year after leading Montana to a 16-2 mark and an outright league title.
- DeCuire became the fastest coach in Big Sky history to win 50 conference games, needing just 65 games.
- The Grizzlies had three of the 15 players named to the All-Big Sky Conference teams: Ahmaad Rorie (first team), Michael Oguine (second team) and Jamar Akoh (third team).
- Rorie also earned NABC All-District 6 first-team honors, while Oguine was named the Big Sky Conference Defensive Player of the Year and Big Sky Championship Most Outstanding Player.
- Montana was the only Big Sky team to have three players rank in the top 15 for scoring.
- Both Oguine (32nd member) and Rorie (33rd) joined Montana's 1,000-point scoring club.
- The Grizzlies were one of 17 schools nationally to rank in the top 100 for scoring offense (78.1; 67th) and scoring defense (68.7; 80th).
- Montana's defense ranked in the top 25 nationally for turnovers forced (15.4; 21st), steals (7.8; 22nd) and turnover margin (+3.0; 27th).

IN THE RANKINGS

- Montana ranked in the top 15 percent nationally with a +8.7 scoring margin.
- The Grizzlies were one of 17 teams nationally to rank in the top 100 for both scoring offense (77.2 points per game; 78th) and scoring defense (68.5; 73rd).
- Montana ranked in the top 100 nationally for rebounding (37.0 per game; 92nd), including a +4.6 rebounding margin (47th).
- The Grizzlies forced at least nine turnovers in every game last season, averaging 12.4 per contest. That led to the nation's 23rd-best steals-per-game average (7.8; 23rd) and 29th-best turnover margin (+3.0).
- Montana ranked in the top 10 percent of all NCAA Division-I teams for getting to the free-throw line, averaging 23.3 free throws per game (27th in NCAA) and making an average of 16.5 (30th).

LEADING THE BIG SKY

It's clear to see why Montana went 16-2 and won the Big Sky Conference regular-season title in 2018 – the Grizzlies are among the best statistical teams on both sides of the ball. They finished the regular season ranked first for:

- Scoring defense (67.1)
- Scoring margin (+13.3)
- Field-goal percentage defense (.402)
- Steals (8.2)
- Turnover margin (+3.1)

Additionally, Montana ranked second in the conference for three-point field-goal defense (.330), rebounding (37.9), rebounding margin (+5.0) and offensive rebounds (11.1), and ranked third for scoring offense (80.4), field-goal percentage (.487), assists (13.7), and assist-to-turnover ratio (1.2).



2018-19 MONTANA GRIZZLIES ROSTER

No.	Name	Year	Pos.	Ht.	Wt.	Exp.	Hometown (Previous School)
0	Michael Oguine	Sr.	G	6-2	171	3L	Los Angeles, Calif. (Chaminade Prep H.S.)
1	Timmy Falls	So.	G	6-2	171	1L	Dublin, Calif. (Dublin H.S.)
2	Donaven Dorsey	R-Sr.	G	6-7	214	TR	Lacey, Wash. (Washington/Timberline H.S.)
3	Freddy Brown III	Fr.	G	6-2	170	HS	Seattle, Wash. (Nathan Hale H.S.)
4	Sayeed Pridgett	Jr.	G	6-5	195	2L	Oakland, Calif. (El Cerrito H.S.)
10	Eddy Egun	Fr.	G	6-4	160	HS	Woodland Hills, Calif. (El Camino Real H.S.)
12	Kendal Manuel	R-Jr.	G	6-4	180	TR	Billings, Mont. (Oregon State/Skyview H.S.)
13	Ben Carter	Fr.	F	6-10	275	HS	Adelaide, Australia (Sacred Heart College)
14	Ahmaad Rorie	R-Sr.	G	6-1	175	2L	Tacoma, Wash. (Oregon/Lincoln H.S.)
15	Jamar Akoh	R-Sr.	F	6-8	253	1L	Rancho Cucamonga, Calif. (Cal State Fullerton/Los Osos H.S.)
23	Mack Anderson	Fr.	F	6-9	210	HS	Bozeman, Mont. (Bozeman H.S.)
24	Bobby Moorehead	Sr.	G	6-7	182	3L	Tacoma, Wash. (Stadium H.S.)
32	Peter Jones	R-Fr.	F	6-8	225	RS	Seattle, Wash. (O'Dea H.S.)
33	Kelby Kramer	R-Fr.	C	6-10	220	RS	Rock Springs, Wyo. (Rock Springs H.S.)
34	Tony Miller	Jr.	F	6-6	210	TR	Woodinville, Wash. (Seattle Pacific/Woodinville H.S.)

STARTERS RETURNING (4)

No.	Name	GP/GS	MPG	PPG	RPG	AST	BLK	STL	FG%	3FG%	FT%
0	Michael Oguine	34/34	32.2	15.8	5.5	67	18	48	.461	.357	.737
14	Ahmaad Rorie	34/34	35.8	17.2	3.9	125	5	42	.422	.339	.850
15	Jamar Akoh	34/34	25.9	12.8	6.6	37	23	30	.570	.200	.667
24	Bobby Moorehead	34/34	31.9	7.4	5.1	41	18	41	.381	.352	.714

OTHER PLAYERS RETURNING (5)

No.	Name	GP/GS	MPG	PPG	RPG	AST	BLK	STL	FG%	3FG%	FT%
1	Timmy Falls	33/0	17.1	4.4	1.0	51	2	25	.414	.407	.722
2	Donaven Dorsey	-/-	--	----	--	--	--	--	--	--	--
4	Sayeed Pridgett	34/0	22.6	8.4	4.3	44	14	41	.462	.188	.656
32	Peter Jones	-/-	--	----	--	--	--	--	--	--	--
33	Kelby Kramer	-/-	--	----	--	--	--	--	--	--	--

NEWCOMERS (6)

No.	Name	Year	Pos.	Notes
3	Freddy Brown III	Fr.	G	Won national championship as junior; averaged 28.7 ppg, 8.4 rpg, 5.4 apg, 2.4 spg as senior
10	Eddy Egun	Fr.	G	Twice named to All-CIF Los Angeles City Section Boys' Basketball Team
12	Kendal Manuel	R-Jr.	G	Started 25 games as a freshman at Oregon State (2016-17), averaging 7.8 ppg, 2.4 rpg, 1.6 apg
13	Ben Carter	Fr.	F	Competed on multiple national teams, winning silver at U20 Australian National Championship
23	Mack Anderson	Fr.	F	First-team all-state, helping the Hawks to three consecutive state title game appearances.
34	Tony Miller	Jr.	F	Averaged 18.7 ppg and 8.5 rpg in two seasons at Seattle Pacific; GNAC Freshman of Year in 2018

STARTERS LOST (1)

No.	Name	GP/GS	MPG	PPG	RPG	AST	BLK	STL	FG%	3FG%	FT%
20	Fabijan Krslovic	34/34	24.9	7.4	5.1	48	19	30	.564	.000	.713

OTHER PLAYERS LOST (5)

No.	Name	GP/GS	MPG	PPG	RPG	AST	BLK	STL	FG%	3FG%	FT%
3	Niko Bevens	15/0	1.6	0.2	0.1	1	0	1	.250	.333	--
5	Karl Nicholas	30/0	9.6	3.5	2.3	5	12	6	.603	--	.333
10	Lars Espe	17/0	2.5	0.4	0.2	5	1	0	.333	.333	.200
13	Trever Spoja	20/0	2.8	0.5	0.2	3	1	0	.176	.143	.500
40	Admir Besovic	18/0	1.7	0.7	0.3	1	1	0	.667	--	1.000



2018-19 SEASON STATISTICS - ALL GAMES

RECORD:	OVERALL	HOME	AWAY	NEUTRAL
ALL GAMES	2-0	2-0	0-0	0-0
CONFERENCE	0-0	0-0	0-0	0-0
NON-CONFERENCE	2-0	2-0	0-0	0-0

##	Player	gp-gs	min	avg	Total		3-Point		F-Throw		Rebounds				pf dq		a	to	blk	stl	pts	avg
					fg-fga	fg%	3fg-fga	3fg%	ft-fa	ft%	off	def	tot	avg	off	def						
00	OGUINE, Michael	2-2	60	30.0	4-10	.40	1-3	.33	13-19	.68	3	11	14	7.0	4	0	9	1	3	5	22	11.0
01	FALLS, Timmy	2-1	47	23.5	7-16	.43	4-9	.44	2-2	1.000	0	2	2	1.0	7	0	7	7	0	2	20	10.0
02	DORSEY, Donave	2-0	40	20.0	5-10	.50	2-7	.28	1-3	.33	0	4	4	2.0	0	0	0	0	0	0	13	6.5
03	BROWN, Freddy	1-0	5	5.0	0-2	.00	0-1	.00	0-0	.00	0	0	0	0.0	0	0	0	0	0	0	0	0.0
04	PRIDGETT, Sayee	2-2	42	21.0	9-16	.56	0-1	.00	2-4	.50	6	2	8	4.0	5	0	1	7	2	1	20	10.0
12	MANUEL, Kendal	2-0	40	20.0	7-13	.53	4-8	.50	5-6	.83	0	5	5	2.5	0	0	3	3	0	1	23	11.5
13	CARTER, Ben	1-0	7	7.0	1-1	1.000	0-0	.00	0-1	.00	0	1	1	1.0	3	0	0	2	0	0	2	2.0
14	RORIE, Ahmaad	2-2	59	29.5	12-23	.52	2-10	.20	8-10	.80	0	10	10	5.0	3	0	4	2	0	4	34	17.0
15	AKOH, Jamar	1-1	33	33.0	7-8	.87	0-0	.00	8-13	.61	2	6	8	8.0	4	0	1	2	0	2	22	22.0
24	MOOREHEAD, Bo	2-2	47	23.5	0-10	.00	0-9	.00	2-4	.50	0	10	10	5.0	5	0	2	2	2	2	2	1.0
32	JONES, Peter	1-0	3	3.0	0-0	.00	0-0	.00	0-0	.00	0	1	1	1.0	1	0	0	0	0	0	0	0.0
33	KRAMER, Kelby	2-0	17	8.5	1-1	1.000	0-0	.00	0-2	.00	2	2	4	2.0	4	0	1	0	1	0	2	1.0
Team											8	2	10									
Total.....		0	400		53-110	.48	13-48	.27	41-64	.64	21	56	77	0.0	36	0	28	26	8	17	160	0.0
Opponents.....		0	400		47-123	.38	13-41	.31	22-34	.64	25	50	75	0.0	55	-	22	32	5	16	129	0.0

TEAM STATISTICS	UM	OPP
SCORING	160	129
Points per game	80.0	64.5
Scoring margin	+15.5	-
FIELD GOALS-ATT	53-110	47-123
Field goal pct	.482	.382
3 POINT FG-ATT	13-48	13-41
3-point FG pct	.271	.317
3-pt FG made per gam	6.5	6.5
FREE THROWS-ATT	41-64	22-34
Free throw pct	.641	.647
F-Throws made per ga	20.5	11.0
REBOUNDS	77	75
Rebounds per game	38.5	37.5
Rebounding margin	+1.0	-
ASSISTS	28	22
Assists per game	14.0	11.0
TURNOVERS	26	32
Turnovers per game	13.0	16.0
Turnover margin	+3.0	-
Assist/turnover ratio	1.1	0.7
STEALS	17	16
Steals per game	8.5	8.0
BLOCKS	8	5
Blocks per game	4.0	2.5
ATTENDANCE	7345	0
Home games-Avg/Gam	2-3672	0-0
Neutral site-Avg/Game	-	0-0

Date	Opponent		Score	Att.
11/9/18	GEORGIA STATE	w	81-74	4321
11/12/18	MONTANA TECH	w	79-55	3024

* - Conference game

Score by Periods	1st	2nd	Totals
Montana	73	87	160
Opponents	54	75	129



MONTANA BASKETBALL



2018-19 GAME-BY-GAME COMPARISONS

Opponent	1st	2nd	Score	Total FG	FG Pct.	3-Pointers	3FG Pct.	Free Throws	FT Pct.	RBs	Assists	TOs	Blocks	Steals	Fouls
GEORGIA STATE	33/33	48/41	81-74	24-55/28-72	.436/.389	5-25/6-19	.200/.316	28-43/12-24	.651/.500	43/46	13/8	14/12	5/5	6/11	20/31
MONTANA TECH	40/21	39/34	79-55	29-55/19-51	.527/.373	8-23/7-22	.348/.318	13-21/10-10	.619/1.000	34/29	15/14	12/20	3/0	11/5	16/24

2018-19 GAME-BY-GAME STATISTICS

Opponent	Date	Score	W/L	FG-A	Pct.	3FG-A	Pct.	FT-A	Pct.	Off	Def	Tot	Avg	Pf	A	TO	Blk	Stl	Pts	Avg
GEORGIA STATE	11/9/18	81-74	W	24-55	.436	5-25	.200	28-43	.651	15	28	43	43.0	20	13	14	5	6	81	81.0
MONTANA TECH	11/12/18	79-55	W	29-55	.527	8-23	.348	13-21	.619	6	28	34	38.5	16	15	12	3	11	79	80.0
MONTANA		160		53-110	.482	13-48	.271	41-64	.641	21	56	77	38.5	36	28	26	8	17	160	80.0
OPPONENTS		129		47-123	.382	13-41	.317	22-34	.647	25	50	75	37.5	55	22	32	5	16	129	64.5

2018-19 STARTING LINEUPS

Date	Opponent	1	2	3	4	5
11/9/18	vs. Georgia State	Rorie	Oguine	Moorehead	Pridgett	Akoh
11/12/18	vs. Montana Tech	Rorie	Oguine	Falls	Moorehead	Pridgett



THE GRIZZLIES' RECORD WHEN...

GAME LOCATION

At Dahlberg Arena	2-0
On the Road	0-0
Neutral Site	0-0

TOP-25 OPPONENT (AP POLL)

At Dahlberg Arena	0-0
On the Road	0-0
Neutral Site	0-0

ON TV

At Dahlberg Arena	1-0
On the Road	0-0
Neutral Site	0-0

OVERTIME

At Dahlberg Arena	0-0
On the Road	0-0
Neutral Site	0-0

HALFTIME SCORE

Leading at the Half	1-0
Trailing at the Half	0-0
Tied at the Half	1-0

FINAL MARGIN

1-4	0-0
5-9	1-0
10+	1-0

GRIZ SCORING

<50	0-0
50-59	0-0
60-69	0-0
70-79	1-0
80-89	1-0
90+	0-0

OPPONENT SCORING

<50	0-0
50-59	1-0
60-69	0-0
70-79	1-0
80-89	0-0
90+	0-0

FIELD-GOAL PERCENTAGE

Better Field-Goal Percentage	2-0
Worse Field-Goal Percentage	0-0

UM Shoots <.400	0-0
UM Shoots .400-.449	1-0
UM Shoots .450-.499	0-0
UM Shoots .500+	1-0

Opponent Shoots <.400	2-0
Opponent Shoots .400-.449	0-0
Opponent Shoots .450-.499	0-0
Opponent Shoots .500+	0-0

3-POINT SHOOTING

Better 3-Point FG Percentage	1-0
Worse 3-Point FG Percentage	0-1
Same 3-Point FG Percentage	0-0

UM Makes 0-4	0-0
UM Makes 5-7	1-0
UM makes 8+	1-0

Opponent Makes 0-4	0-0
Opponent Makes 5-7	2-0
Opponent Makes 8+	0-0

FREE-THROW SHOOTING

Better Free-Throw Percentage	1-0
Worse Free-Throw Percentage	1-0

UM Shoots More FTs	2-0
UM Shoots Fewer FTs	0-0
UM Shoots Same FTs	0-0

UM Makes More FTs	2-0
UM Makes Fewer FTs	0-0
UM Makes Same FTs	0-0

REBOUNDING

More Rebounds than Opponent	1-0
Fewer Rebounds than Opponent	1-0
Same Rebounds as Opponent	0-0

ASSISTS

More Assists than Opponent	2-0
Fewer Assists than Opponent	0-0
Same Assists as Opponent	0-0

TURNOVERS

Fewer Turnovers than Opponent	1-0
More Turnovers than Opponent	1-0
Same Turnovers as Opponent	0-0

UM Commits < 10	0-0
UM Commits 10-15	2-0
UM Commits 16+	0-0

Opponent Commits < 10	0-0
Opponent Commits 10-15	1-0
Opponent Commits 16+	1-0

TIME OF DAY

Day Game	0-0
Night Game	2-0

DAY OF THE WEEK

Monday	1-0
Tuesday	0-0
Wednesday	0-0
Thursday	0-0
Friday	1-0
Saturday	0-0
Sunday	0-0

MONTH

November	2-0
December	0-0
January	0-0
February	0-0
March	0-0

UNIFORMS

Gray	0-0
Maroon	0-0
White	2-0

GRIZ VS. OPPOSING CONFERENCES

Sun Belt	0-1
Non-Division I	1-0

GRIZ IN THE STATE OF

Arizona	0-0
Bahamas	0-0
California	0-0
Colorado	0-0
Idaho	0-0
Montana	2-0
Oregon	0-0
South Dakota	0-0
Utah	0-0
Washington	0-0



MONTANA BASKETBALL



Game #1

Nov. 9, 2018
Missoula, Mont.



81



74

Georgia State 74 • 1-1

#	Player	Total		3-Ptr		Rebounds			PF	TP	A	TO	Blk	Stl	Min
		FG-FGA	FG-FGA	FT-FTA	Off	Def	Tot								
02	Benlevi, Malik	f	3-9	2-4	0-0	2	5	7	4	8	0	1	0	2	21
30	Thomas, Jeff	f	1-8	0-3	0-0	1	3	4	4	2	1	1	0	2	38
01	Wilson, Damon	g	0-2	0-1	0-0	0	4	4	4	0	1	2	0	2	26
12	Williams, Kane	g	5-11	1-1	6-12	4	2	6	4	17	5	1	1	1	37
15	Simonds, D'Marcus	g	11-24	3-9	5-7	1	3	4	5	30	1	4	2	2	34
00	Ivery, Kavonte		0-2	0-1	0-0	1	1	2	0	0	0	0	0	0	5
10	Phillips, Nelson		4-10	0-0	1-2	5	2	7	3	9	0	0	0	1	20
14	Clerkley, Chris		1-1	0-0	0-0	0	2	2	1	2	0	1	2	0	7
20	Linder, Josh		2-4	0-0	0-3	3	0	3	2	4	0	1	0	1	4
50	Tyson, Jordan		1-1	0-0	0-0	1	2	3	4	2	0	1	0	0	8
	Team					3	1	4							
Totals			28-72	6-19	12-24	21	25	46	31	74	8	12	5	11	200

FG % 1st Half: 13-29 44.8% 2nd half: 15-43 34.9% Game: 28-72 38.9%
 3FG % 1st Half: 2-10 20.0% 2nd half: 4-9 44.4% Game: 6-19 31.6%
 FT % 1st Half: 5-9 55.6% 2nd half: 7-15 46.7% Game: 12-24 50.0%

Deadball
Rebounds
6

Montana 81 • 1-0

#	Player	Total		3-Ptr		Rebounds			PF	TP	A	TO	Blk	Stl	Min
		FG-FGA	FG-FGA	FT-FTA	Off	Def	Tot								
15	AKOH, Jamar	f	7-8	0-0	8-13	2	6	8	4	22	1	2	0	2	33
00	OGUINE, Michael	g	2-4	1-2	10-15	2	8	10	3	15	4	0	2	1	36
04	PRIDGETT, Sayeed	g	5-10	0-1	0-2	4	0	4	3	10	0	5	1	0	23
14	RORIE, Ahmaad	g	4-10	0-5	6-8	0	4	4	2	14	4	2	0	1	36
24	MOOREHEAD, Bobby	g	0-6	0-6	2-2	0	6	6	4	2	0	1	2	1	24
01	FALLS, Timmy		3-6	2-3	2-2	0	0	0	4	10	4	3	0	0	23
02	DORSEY, Donaven		1-3	0-2	0-1	0	2	2	0	2	0	0	0	0	11
12	MANUEL, Kendal		2-8	2-6	0-0	0	1	1	0	6	0	1	0	1	13
33	KRAMER, Kelby		0-0	0-0	0-0	0	0	0	0	0	0	0	0	0	1
	Team					7	1	8							
Totals			24-55	5-25	28-43	15	28	43	20	81	13	14	5	6	200

FG % 1st Half: 10-27 37.0% 2nd half: 14-28 50.0% Game: 24-55 43.6%
 3FG % 1st Half: 2-15 13.3% 2nd half: 3-10 30.0% Game: 5-25 20.0%
 FT % 1st Half: 11-19 57.9% 2nd half: 17-24 70.8% Game: 28-43 65.1%

Deadball
Rebounds
6,1

Officials: Jimmy Casas, Matt Mason, Brent Meaux
 Technical fouls: Georgia State-None. Montana-None.
 Attendance: 4321

Score by periods	1st	2nd	Total
Georgia State	33	41	74
Montana	33	48	81

Points	In	Off	2nd	Fast	Bench
GSU	34	20	25	2	17
UM	30	17	19	2	18

Game #2

Nov. 12, 2018
Missoula, Mont.



79



55

Montana Tech 55 • 5-1

#	Player	Total		3-Ptr		Rebounds			PF	TP	A	TO	Blk	Stl	Min
		FG-FGA	FG-FGA	FT-FTA	Off	Def	Tot								
05	PANNABECKER, Dylan	f	1-5	0-0	2-2	3	4	7	4	4	2	3	0	0	24
14	DITTMAN, Blake	f	2-7	0-4	2-2	1	3	4	3	6	0	2	0	1	30
20	ENGLAND, Taylor	f	4-7	0-0	0-0	0	4	4	3	8	3	4	0	0	26
30	COLLINS, Derrius	f	3-8	2-4	2-2	0	0	0	4	10	3	3	0	1	24
24	HUSE, Drew	g	1-7	0-2	2-2	0	2	2	1	4	1	1	0	0	26
04	JONES, Christian		2-4	2-4	0-0	0	3	3	3	6	1	1	0	1	24
11	LILES, Cody		0-0	0-0	0-0	0	0	0	0	0	0	0	0	0	3
12	FITTS, Nick		2-6	2-6	0-0	0	0	0	1	6	3	1	0	0	21
21	DUMMER, Carson		3-5	0-1	2-2	0	4	4	1	8	1	3	0	1	14
33	MYTTY, William		1-2	1-1	0-0	0	1	1	4	3	0	2	0	1	8
	Team					0	4	4							
Totals			19-51	7-22	10-10	4	25	29	24	55	14	20	0	5	200

FG % 1st Half: 6-23 26.1% 2nd half: 13-28 46.4% Game: 19-51 37.3%
 3FG % 1st Half: 1-9 11.1% 2nd half: 6-13 46.2% Game: 7-22 31.8%
 FT % 1st Half: 8-8 100.0 2nd half: 2-2 100.0 Game: 10-10 100.0

Deadball
Rebounds
0

Montana Tech 79 • 2-0, 0-0 BSC

#	Player	Total		3-Ptr		Rebounds			PF	TP	A	TO	Blk	Stl	Min
		FG-FGA	FG-FGA	FT-FTA	Off	Def	Tot								
00	OGUINE, Michael	g	2-6	0-1	3-4	1	3	4	1	7	5	1	1	4	24
01	FALLS, Timmy	g	4-10	2-6	0-0	0	2	2	3	10	3	4	0	2	24
04	PRIDGETT, Sayeed	g	4-6	0-0	2-2	2	2	4	2	10	1	2	1	1	19
14	RORIE, Ahmaad	g	8-13	2-5	2-2	0	6	6	1	20	0	0	0	3	23
24	MOOREHEAD, Bobby	g	0-4	0-3	0-2	0	4	4	1	0	2	1	0	1	23
02	DORSEY, Donaven		4-7	2-5	1-2	0	2	2	0	11	0	0	0	0	29
03	BROWN, Freddy		0-2	0-1	0-0	0	0	0	0	0	0	0	0	0	5
12	MANUEL, Kendal		5-5	2-2	5-6	0	4	4	0	17	3	2	0	0	27
13	CARTER, Ben		1-1	0-0	0-1	0	1	1	3	2	0	2	0	0	7
32	JONES, Peter		0-0	0-0	0-0	0	1	1	1	0	0	0	0	0	3
33	KRAMER, Kelby		1-1	0-0	0-2	2	2	4	4	2	1	0	1	0	16
	Team					1	1	2							
Totals			29-55	8-23	13-21	6	28	34	16	79	15	12	3	11	200

FG % 1st Half: 15-29 51.7% 2nd half: 14-26 53.8% Game: 29-55 52.7%
 3FG % 1st Half: 3-10 30.0% 2nd half: 5-13 38.5% Game: 8-23 34.8%
 FT % 1st Half: 7-8 87.5% 2nd half: 6-13 46.2% Game: 13-21 61.9%

Deadball
Rebounds
3

Officials: Shawn Lehigh, Ronnie Hernandez, Dennis Flannery
 Technical fouls: Montana Tech-None. Montana-None.
 Attendance: 3024

Score by periods	1st	2nd	Total
Montana Tech	21	34	55
Montana	40	39	79

Points	In	Off	2nd	Fast	Bench
MT	16	7	4	0	23
UM	32	27	4	13	32



MONTANA BASKETBALL



2017-18 SEASON STATISTICS - ALL GAMES

RECORD:	OVERALL	HOME	AWAY	NEUTRAL
ALL GAMES	26-8	14-0	8-6	4-2
CONFERENCE	16-2	9-0	7-2	0-0
NON-CONFERENCE	10-6	5-0	1-4	4-2

##	Player	gp-gs	min	avg	Total		3-Point		F-Throw		Rebounds				pf dq		a	to	blk	stl	pts	avg
					fg-fga	fg%	3fg-fga	3fg%	ft-fa	ft%	off	def	tot	avg								
14	RORIE, Ahmaad	34-34	121	35.8	206-488	.42	59-174	.33	113-133	.85	32	101	133	3.9	64	0	125	67	5	42	584	17.2
00	OGUINE, Michael	34-34	109	32.2	177-384	.46	46-129	.35	137-186	.73	73	115	188	5.5	95	2	67	45	18	48	537	15.8
15	AKOH, Jamar	34-34	881	25.9	158-277	.57	1-5	.20	118-177	.66	80	145	225	6.6	113	4	37	71	23	30	435	12.8
04	PRIDGETT, Sayee	34-0	770	22.6	122-264	.46	3-16	.18	40-61	.65	35	111	146	4.3	102	2	44	65	14	41	287	8.4
20	KRSLOVIC, Fabija	34-34	847	24.9	92-163	.56	0-6	.00	67-94	.71	52	120	172	5.1	95	3	48	50	19	30	251	7.4
24	MOOREHEAD, Bo	34-34	108	31.9	82-215	.38	51-145	.35	35-49	.71	27	147	174	5.1	75	1	41	39	18	41	250	7.4
01	FALLS, Timmy	33-0	563	17.1	48-116	.41	22-54	.40	26-36	.72	7	25	32	1.0	78	3	51	41	2	25	144	4.4
05	NICHOLAS, Karl	30-0	287	9.6	47-78	.60	0-0	.00	12-36	.33	31	37	68	2.3	70	1	5	29	12	6	106	3.5
40	BESOVIC, Admir	18-0	31	1.7	6-9	.66	0-0	.00	1-1	1.000	2	3	5	0.3	10	0	1	2	1	0	13	0.7
13	SPOJA, Trever	20-0	56	2.8	3-17	.17	2-14	.14	1-2	.50	1	2	3	0.2	8	0	3	3	1	0	9	0.5
10	ESPE, Lars	17-0	42	2.5	2-6	.33	1-3	.33	1-5	.20	2	1	3	0.2	4	0	5	2	1	0	6	0.4
03	BEVENS, Niko	15-0	24	1.6	1-4	.25	1-3	.33	0-0	.00	1	0	1	0.1	2	0	1	1	0	1	3	0.2
Team											59	48	107				7					
Total.....		34	6900		944-202	.46	186-549	.33	551-780	.70	402	855	125	37.0	716	16	428	422	114	264	262	77.2
Opponents.....		34	6901		784-182	.43	209-584	.35	552-764	.72	299	803	110	32.4	675	-	343	524	129	168	232	68.5

TEAM STATISTICS	UM	OPP
SCORING	2625	2329
Points per game	77.2	68.5
Scoring margin	+8.7	-
FIELD GOALS-ATT	944-2021	784-1825
Field goal pct	.467	.430
3 POINT FG-ATT	186-549	209-584
3-point FG pct	.339	.358
3-pt FG made per gam	5.5	6.1
FREE THROWS-ATT	551-780	552-764
Free throw pct	.706	.723
F-Throws made per ga	16.2	16.2
REBOUNDS	1257	1102
Rebounds per game	37.0	32.4
Rebounding margin	+4.6	-
ASSISTS	428	343
Assists per game	12.6	10.1
TURNOVERS	422	524
Turnovers per game	12.4	15.4
Turnover margin	+3.0	-
Assist/turnover ratio	1.0	0.7
STEALS	264	168
Steals per game	7.8	4.9
BLOCKS	114	129
Blocks per game	3.4	3.8
ATTENDANCE	56568	55538
Home games-Avg/Gam	14-4041	14-2659
Neutral site-Avg/Game	-	6-3053

Score by Periods	1st	2nd	OT	Totals
Montana	1197	1391	37	2625
Opponents	1089	1210	30	2329

Date	Opponent		Score	Att.
11/10/17	WHITWORTH	W	72-60	3056
11/13/17	at Pitt	Wot	83-78	3102
11/15/17	at Penn State	L	57-70	5854
11/20/17	vs Oral Roberts	W	69-64	1682
11/21/17	vs UC Santa Barbara	L	73-80	1239
11/26/17	CARROLL	W	86-75	2804
11/29/17	at Stanford	L	54-70	3145
12/3/17	CSUN	W	86-68	2734
12/9/17	at Georgia State	L	68-71	1224
12/17/17	UC RIVERSIDE	W	77-61	2817
12/19/17	UC IRVINE	W	86-68	3106
12/22/17	at Washington	L	63-66	5915
* 12/28/17	at Northern Arizona	W	87-69	604
* 12/30/17	at Southern Utah	W	79-49	1263
* 1/4/18	NORTH DAKOTA	W	109-79	3220
* 1/6/18	NORTHERN COLORADO	W	89-80	4119
* 1/11/18	at Sacramento State	W	78-66	721
* 1/13/18	at Portland State	W	92-89	925
* 1/20/18	at Montana State	W	67-52	6772
* 1/25/18	SOUTHERN UTAH	W	71-47	4040
* 1/27/18	NORTHERN ARIZONA	W	82-64	5108
* 2/1/18	at Northern Colorado	W	88-79	1413
* 2/3/18	at North Dakota	W	72-67	2089
* 2/8/18	PORTLAND STATE	W	80-60	4082
* 2/10/18	SACRAMENTO STATE	Wot	71-69	4592
* 2/15/18	at Eastern Washington	L	65-74	2354
* 2/17/18	at Idaho	Lot	77-79	1839
* 2/24/18	MONTANA STATE	W	90-63	7256
* 3/1/18	WEBER STATE	W	75-57	4922
* 3/3/18	IDAHO STATE	W	75-64	4712
3/8/18	vs North Dakota	W	84-76	0
3/9/18	vs Northern Colorado	Wot	91-89	0
3/10/18	vs Eastern Washington	W	82-65	1378
3/15/18	vs Michigan	L	47-61	14019



MONTANA BASKETBALL



2017-18 SEASON STATISTICS - BIG SKY GAMES

RECORD:	OVERALL	HOME	AWAY	NEUTRAL
ALL GAMES	16-2	9-0	7-2	0-0
CONFERENCE	16-2	9-0	7-2	0-0
NON-CONFERENCE	0-0	0-0	0-0	0-0

#	Player	gp-gs	min	avg	Total		3-Point		F-Throw		Rebounds								pts	avg		
					fg-fga	fg%	3fg-fga	3fg%	ft-fga	ft%	off	def	tot	avg	pf	dq	a	to			blk	stl
14	RORIE, Ahmaad	18-18	619	34.4	106-244	.43	30-81	.37	50-53	.94	15	48	63	3.5	31	0	66	32	3	19	292	16.2
00	OGUINE, Michael	18-18	557	30.9	94-195	.48	28-72	.38	70-91	.76	36	67	103	5.7	47	1	35	19	5	26	286	15.9
15	AKOH, Jamar	18-18	484	26.9	96-166	.57	0-2	.00	78-114	.68	42	84	126	7.0	64	4	17	42	10	17	270	15.0
20	KRSLOVIC, Fabija	18-18	460	25.6	58-92	.63	0-1	.00	40-57	.70	28	67	95	5.3	51	1	32	28	8	15	156	8.7
04	PRIDGETT, Sayee	18-0	399	22.2	63-132	.47	1-5	.20	23-35	.65	15	57	72	4.0	52	1	25	28	4	21	150	8.3
24	MOOREHEAD, Bo	18-18	545	30.3	36-99	.36	23-65	.35	18-24	.75	11	86	97	5.4	40	0	21	19	6	27	113	6.3
01	FALLS, Timmy	18-0	351	19.5	32-76	.42	16-37	.43	23-31	.74	3	16	19	1.1	49	2	40	24	1	18	103	5.7
05	NICHOLAS, Karl	17-0	155	9.1	24-39	.61	0-0	.00	8-20	.40	11	24	35	2.1	38	1	4	12	10	5	56	3.3
40	BESOVIC, Admir	8-0	17	2.1	4-6	.66	0-0	.00	1-1	1.000	0	0	0	0.0	5	0	1	1	0	0	9	1.1
10	ESPE, Lars	8-0	26	3.3	2-4	.50	1-1	1.000	1-3	.33	1	1	2	0.3	1	0	4	0	1	0	6	0.8
13	SPOJA, Trever	10-0	26	2.6	2-8	.25	1-5	.20	1-2	.50	1	2	3	0.3	5	0	1	1	0	0	6	0.6
03	BEVENS, Niko	6-0	11	1.8	0-0	.00	0-0	.00	0-0	.00	0	0	0	0.0	1	0	0	0	0	0	0	0.0
Team											37	29	66					3				
Total.....		18	3650		517-106	.48	100-269	.37	313-431	.72	200	481	681	37.8	384	10	246	209	48	148	144	80.4
Opponents.....		18	3650		401-997	.40	113-342	.33	292-401	.72	179	413	592	32.9	375	-	179	264	61	80	120	67.1

TEAM STATISTICS	UM	OPP
SCORING	1447	1207
Points per game	80.4	67.1
Scoring margin	+13.3	-
FIELD GOALS-ATT	517-1061	401-997
Field goal pct	.487	.402
3 POINT FG-ATT	100-269	113-342
3-point FG pct	.372	.330
3-pt FG made per gam	5.6	6.3
FREE THROWS-ATT	313-431	292-401
Free throw pct	.726	.728
F-Throws made per ga	17.4	16.2
REBOUNDS	681	592
Rebounds per game	37.8	32.9
Rebounding margin	+4.9	-
ASSISTS	246	179
Assists per game	13.7	9.9
TURNOVERS	209	264
Turnovers per game	11.6	14.7
Turnover margin	+3.1	-
Assist/turnover ratio	1.2	0.7
STEALS	148	80
Steals per game	8.2	4.4
BLOCKS	48	61
Blocks per game	2.7	3.4
ATTENDANCE	42051	17980
Home games-Avg/Gam	9-4672	9-1998
Neutral site-Avg/Game	-	0-0

Date	Opponent	Score	Att.
* 12/28/17	at Northern Arizona	w 87-69	604
* 12/30/17	at Southern Utah	w 79-49	1263
* 1/4/18	NORTH DAKOTA	w 109-79	3220
* 1/6/18	NORTHERN COLORADO	w 89-80	4119
* 1/11/18	at Sacramento State	w 78-66	721
* 1/13/18	at Portland State	w 92-89	925
* 1/20/18	at Montana State	w 67-52	6772
* 1/25/18	SOUTHERN UTAH	w 71-47	4040
* 1/27/18	NORTHERN ARIZONA	w 82-64	5108
* 2/1/18	at Northern Colorado	w 88-79	1413
* 2/3/18	at North Dakota	w 72-67	2089
* 2/8/18	PORTLAND STATE	w 80-60	4082
* 2/10/18	SACRAMENTO STATE	Wot 71-69	4592
* 2/15/18	at Eastern Washington	L 65-74	2354
* 2/17/18	at Idaho	Lot 77-79	1839
* 2/24/18	MONTANA STATE	w 90-63	7256
* 3/1/18	WEBER STATE	w 75-57	4922
* 3/3/18	IDAHO STATE	w 75-64	4712

* - Conference game

Score by Periods	1st	2nd	OT	Totals
Montana	663	768	16	1447
Opponents	545	646	16	1207



2017-18 SEASON STATISTICS - HOME GAMES

#	Player	gp-gs	min	avg	Total		3-Point		F-Throw		Rebounds				pf	dq	a	to	blk	stl	pts	avg
					fg-fga	fg%	3fg-fga	3fg%	ft-fa	ft%	off	def	tot	avg								
14	RORIE, Ahmaad	14-14	472	33.7	82-193	.42	20-62	.32	49-62	.79	15	43	58	4.1	25	0	49	24	2	18	233	16.6
00	OGUINE, Michael	14-14	448	32.0	73-157	.46	22-57	.38	54-77	.70	36	55	91	6.5	29	0	28	24	10	17	222	15.9
15	AKOH, Jamar	14-14	367	26.2	76-124	.61	0-0	.00	65-94	.69	34	62	96	6.9	48	3	23	33	13	6	217	15.5
04	PRIDGETT, Sayee	14-0	320	22.9	61-119	.51	1-5	.20	16-22	.72	14	55	69	4.9	36	1	21	25	6	18	139	9.9
24	MOOREHEAD, Bo	14-14	429	30.6	33-72	.45	18-43	.41	13-16	.81	11	56	67	4.8	26	0	17	11	5	21	97	6.9
01	FALLS, Timmy	13-0	234	18.0	26-59	.44	14-31	.45	16-20	.80	4	12	16	1.2	41	2	17	14	0	10	82	6.3
20	KRSLOVIC, Fabija	14-14	323	23.1	30-59	.50	0-3	.00	19-27	.70	18	39	57	4.1	36	2	26	16	7	10	79	5.6
05	NICHOLAS, Karl	12-0	128	10.7	23-29	.79	0-0	.00	5-16	.31	12	19	31	2.6	30	0	3	17	9	4	51	4.3
40	BESOVIC, Admir	11-0	19	1.7	5-8	.62	0-0	.00	1-1	1.000	1	2	3	0.3	5	0	1	1	1	0	11	1.0
13	SPOJA, Trevor	11-0	44	4.0	3-13	.23	2-10	.20	1-2	.50	1	2	3	0.3	6	0	3	2	1	0	9	0.8
10	ESPE, Lars	10-0	28	2.8	2-3	.66	1-1	1.000	1-5	.20	1	1	2	0.2	2	0	5	1	1	0	6	0.6
03	BEVENS, Niko	7-0	13	1.9	1-1	1.000	1-1	1.000	0-0	.00	0	0	0	0.0	2	0	0	1	0	0	3	0.4
Team											23	27	50					3				
Total.....		14	2825		415-837	.49	79-213	.37	240-342	.70	170	373	543	38.8	286	8	193	172	55	104	114	82.1
Opponents.....		14	2825		308-760	.40	84-246	.34	215-302	.71	121	313	434	31.0	292	-	124	220	50	61	915	65.4

2017-18 SEASON STATISTICS - ROAD GAMES

#	Player	gp-gs	min	avg	Total		3-Point		F-Throw		Rebounds				pf	dq	a	to	blk	stl	pts	avg
					fg-fga	fg%	3fg-fga	3fg%	ft-fa	ft%	off	def	tot	avg								
14	RORIE, Ahmaad	14-14	516	36.9	86-205	.42	26-78	.33	38-40	.95	10	40	50	3.6	30	0	49	32	2	14	236	16.9
00	OGUINE, Michael	14-14	437	31.2	69-157	.43	16-53	.30	55-73	.75	26	37	63	4.5	46	1	25	14	5	22	209	14.9
15	AKOH, Jamar	14-14	371	26.5	62-115	.53	1-4	.25	47-72	.65	35	61	96	6.9	51	1	9	30	8	19	172	12.3
20	KRSLOVIC, Fabija	14-14	366	26.1	43-68	.63	0-3	.00	31-43	.72	23	58	81	5.8	44	0	20	26	9	15	117	8.4
24	MOOREHEAD, Bo	14-14	469	33.5	38-109	.34	25-75	.33	15-21	.71	10	69	79	5.6	31	0	19	19	7	18	116	8.3
04	PRIDGETT, Sayee	14-0	312	22.3	39-91	.42	1-5	.20	20-34	.58	16	36	52	3.7	49	1	15	28	6	16	99	7.1
01	FALLS, Timmy	14-0	235	16.8	15-42	.35	7-19	.36	10-16	.62	2	8	10	0.7	24	0	29	19	1	11	47	3.4
05	NICHOLAS, Karl	14-0	110	7.9	13-33	.39	0-0	.00	6-12	.50	12	16	28	2.0	32	1	1	8	3	2	32	2.3
40	BESOVIC, Admir	4-0	9	2.3	1-1	1.000	0-0	.00	0-0	.00	1	0	1	0.3	4	0	0	1	0	0	2	0.5
03	BEVENS, Niko	5-0	6	1.2	0-0	.00	0-0	.00	0-0	.00	0	0	0	0.0	0	0	0	0	0	0	0	0.0
10	ESPE, Lars	4-0	10	2.5	0-2	.00	0-1	.00	0-0	.00	1	0	1	0.3	1	0	0	1	0	0	0	0.0
13	SPOJA, Trevor	7-0	9	1.3	0-3	.00	0-3	.00	0-0	.00	0	0	0	0.0	2	0	0	1	0	0	0	0.0
Team											29	16	45					4				
Total.....		14	2850		366-826	.44	76-241	.31	222-311	.71	165	341	506	36.1	314	4	167	183	41	117	103	73.6
Opponents.....		14	2850		322-747	.43	79-231	.34	256-346	.74	135	343	478	34.1	270	-	150	219	62	77	979	69.9

2017-18 SEASON STATISTICS - NEUTRAL-SITE GAMES

#	Player	gp-gs	min	avg	Total		3-Point		F-Throw		Rebounds				pf	dq	a	to	blk	stl	pts	avg
					fg-fga	fg%	3fg-fga	3fg%	ft-fa	ft%	off	def	tot	avg								
14	RORIE, Ahmaad	6-6	230	38.3	38-90	.42	13-34	.38	26-31	.83	7	18	25	4.2	9	0	27	11	1	10	115	19.2
00	OGUINE, Michael	6-6	211	35.2	35-70	.50	8-19	.42	28-36	.77	11	23	34	5.7	20	1	14	7	3	9	106	17.7
20	KRSLOVIC, Fabija	6-6	158	26.3	19-36	.52	0-0	.00	17-24	.70	11	23	34	5.7	15	1	2	8	3	5	55	9.2
04	PRIDGETT, Sayee	6-0	138	23.0	22-54	.40	1-6	.16	4-5	.80	5	20	25	4.2	17	0	8	12	2	7	49	8.2
15	AKOH, Jamar	6-6	143	23.8	20-38	.52	0-1	.00	6-11	.54	11	22	33	5.5	14	0	5	8	2	5	46	7.7
24	MOOREHEAD, Bo	6-6	187	31.2	11-34	.32	8-27	.29	7-12	.58	6	22	28	4.7	18	1	5	9	6	2	37	6.2
05	NICHOLAS, Karl	4-0	49	12.3	11-16	.68	0-0	.00	1-8	.12	7	2	9	2.3	8	0	1	4	0	0	23	5.8
01	FALLS, Timmy	6-0	94	15.7	7-15	.46	1-4	.25	0-0	.00	1	5	6	1.0	13	1	5	8	1	4	15	2.5
13	SPOJA, Trevor	2-0	3	1.5	0-1	.00	0-1	.00	0-0	.00	0	0	0	0.0	0	0	0	0	0	0	0	0.0
40	BESOVIC, Admir	3-0	3	1.0	0-0	.00	0-0	.00	0-0	.00	0	1	1	0.3	1	0	0	0	0	0	0	0.0
10	ESPE, Lars	3-0	4	1.3	0-1	.00	0-1	.00	0-0	.00	0	0	0	0.0	1	0	0	0	0	0	0	0.0
03	BEVENS, Niko	3-0	5	1.7	0-3	.00	0-2	.00	0-0	.00	1	0	1	0.3	0	0	1	0	0	1	0	0.0
Team											7	6	13									
Total.....		6	1225		163-358	.45	31-95	.32	89-127	.70	67	142	209	34.8	116	4	68	67	18	43	446	74.3
Opponents.....		6	1226		154-318	.48	46-107	.43	81-116	.69	43	147	190	31.7	113	-	69	85	17	30	435	72.5



MONTANA BASKETBALL



2017-18 GAME-BY-GAME STATISTICS

				--TOTAL--		--3-PTRS--		----FTS-----		--REBOUNDS--													
Opponent	Date	Score	W/L	FG-A	Pct.	3FG-A	Pct.	FT-A	Pct.	Off	Def	Tot	Avg	PF	A	TO	Blk	Stl	Pts	Avg			
WHITWORTH	11/10/17	72-60	W	25-62	.403	7-20	.350	15-25	.600	10	23	33	33.0	23	11	11	6	7	72	72.0			
at Pitt	11/13/17	83-78	W (ot)	30-66	.455	7-24	.292	16-25	.640	14	25	39	36.0	23	15	15	6	7	83	77.5			
at Penn State	11/15/17	57-70	L	22-56	.393	6-21	.286	7-15	.467	10	24	34	35.3	22	9	15	5	9	57	70.7			
vs. Oral Roberts	11/20/17	69-64	W	24-56	.429	4-22	.182	17-22	.773	12	22	34	35.0	18	18	10	4	10	69	70.2			
vs. UC Santa Barbara	11/21/17	73-80	L	27-63	.429	6-22	.273	13-21	.619	17	15	32	34.4	28	12	17	3	8	73	70.8			
CARROLL	11/26/17	86-75	W	33-59	.559	5-13	.385	15-27	.556	14	19	33	34.2	19	13	16	2	9	86	73.3			
at Stanford	11/29/17	54-70	L	19-65	.292	4-25	.160	12-17	.706	14	20	34	34.1	27	7	11	5	6	54	70.6			
CSUN	12/3/17	86-68	W	31-60	.517	4-12	.333	20-25	.800	13	23	36	34.4	22	15	12	6	5	86	72.5			
at Georgia State	12/9/17	68-71	L	21-58	.362	5-22	.227	21-26	.808	14	26	40	35.0	21	10	15	5	11	68	72.0			
UC RIVERSIDE	12/17/17	77-61	W	24-48	.500	5-18	.278	24-31	.774	11	29	40	35.5	18	7	20	5	7	77	72.5			
UC IRVINE	12/19/17	86-68	W	32-61	.525	7-15	.467	15-25	.600	15	22	37	35.6	22	15	11	2	6	86	73.7			
at Washington	12/22/17	63-66	L	27-67	.403	5-15	.333	4-6	.667	20	21	41	36.1	19	12	20	6	6	63	72.8			
at Northern Arizona	12/28/17	87-69	W	29-65	.446	7-17	.412	22-29	.759	16	26	42	36.5	26	13	11	4	11	87	73.9			
at Southern Utah	12/30/17	79-49	W	31-63	.492	4-16	.250	13-14	.929	6	32	38	36.6	23	13	6	1	8	79	74.3			
NORTH DAKOTA	1/4/18	109-79	W	40-65	.615	8-14	.571	21-30	.700	8	31	39	36.8	25	21	8	3	10	109	76.6			
NORTHERN COLO.	1/6/18	89-80	W	29-57	.509	3-7	.429	28-33	.848	14	26	40	37.0	22	13	13	4	8	89	77.4			
at Sacramento State	1/11/18	78-66	W	26-57	.456	7-13	.538	19-22	.864	15	21	36	36.9	22	13	12	0	14	78	77.4			
at Portland State	1/13/18	92-89	W	27-49	.551	5-11	.455	33-47	.702	11	27	38	37.0	25	13	19	1	7	92	78.2			
at Montana State	1/20/18	67-52	W	26-58	.448	4-12	.333	11-16	.688	9	27	36	36.9	23	10	8	3	7	67	77.6			
SOUTHERN UTAH	1/25/18	71-47	W	22-52	.423	7-12	.583	20-28	.714	8	28	36	36.9	23	7	9	4	9	71	77.3			
NORTHERN ARIZONA	1/27/18	82-64	W	34-62	.548	12-28	.429	2-6	.333	11	17	28	36.5	22	14	15	2	9	82	77.5			
at Northern Colo.	2/1/18	88-79	W	32-58	.552	5-9	.556	19-32	.594	13	29	42	36.7	25	10	12	2	5	88	78.0			
at North Dakota	2/3/18	72-67	W	27-56	.482	5-18	.278	13-19	.684	7	24	31	36.5	21	17	13	1	8	72	77.7			
PORTLAND STATE	2/8/18	80-60	W	28-61	.459	2-11	.182	22-29	.759	15	32	47	36.9	20	15	10	7	7	80	77.8			
SACRAMENTO STATE	2/10/18	71-69	W (ot)	24-63	.381	7-22	.318	16-21	.762	10	31	41	37.1	17	14	9	5	5	71	77.6			
at Eastern Washington	2/15/18	65-74	L	22-51	.431	6-22	.273	15-19	.789	7	20	27	36.7	17	14	15	1	9	65	77.1			
at Idaho	2/17/18	77-79	L (ot)	27-57	.474	6-16	.375	17-24	.708	9	19	28	36.4	20	11	11	1	9	77	77.1			
MONTANA STATE	2/24/18	90-63	W	35-66	.530	5-15	.333	15-24	.625	13	33	46	36.7	24	18	12	3	10	90	77.5			
IDAHO STATE	3/3/18	75-64	W	27-63	.429	3-17	.176	18-24	.750	17	28	45	37.2	12	8	11	4	5	75	77.4			
vs. Northern Colo.	3/9/18	91-89	W (ot)	35-73	.479	1-6	.167	20-29	.690	15	22	37	37.3	24	8	7	4	7	91	78.0			
vs. Eastern Washington	3/10/18	82-65	W	29-49	.592	9-18	.500	15-20	.750	5	25	30	37.1	11	13	8	2	7	82	78.1			
VS MICHIGAN	3/15/18	47-61	L	18-56	.321	3-15	.200	8-11	.727	8	25	33	37.0	21	7	12	2	7	47	77.2			
MONTANA		2625		944-2021	.467	186-549	.339	551-780	.706	402	855	1257	37.0	716	428	422	114	264	2625	77.2			
OPPONENTS		2329		784-1825	.430	209-584	.358	552-764	.723	299	803	1102	32.4	675	343	524	129	168	2329	68.5			



MONTANA BASKETBALL



2017-18 GAME-BY-GAME COMPARISONS

Opponent	1st	2nd	Score	Total FG	FG Pct.	3-Pointers	3FG Pct.	Free Throws	FT Pct.	RBs	Assists	TOs	Blocks	Steals	Fouls
WHITWORTH	32/29	40/31	72-60	25-62/19-47	.403/.404	7-20/4-12	.350/.333	15-25/18-26	.600/.692	33/42	11/5	11/24	6/3	7/3	23/21
at Pitt	37/35	36/38	83-78	30-66/27-61	.455/.443	7-24/6-15	.292/.400	16-25/18-24	.640/.750	39/38	15/12	15/19	6/3	7/4	23/22
at Penn State	29/34	28/36	57-70	22-56/25-50	.393/.500	6-21/6-12	.286/.500	7-15/14-24	.467/.583	34/32	9/12	15/15	5/9	9/3	22/15
vs. Oral Roberts	31/24	38/40	69-64	24-56/23-52	.429/.442	4-22/8-16	.182/.500	17-22/10-15	.773/.667	34/31	18/13	10/16	4/3	10/6	18/18
vs. UC Santa Barbara	27/38	46/42	73-80	27-63/23-41	.429/.561	6-22/6-14	.273/.429	13-21/28-35	.619/.800	32/30	12/11	17/21	3/8	8/5	28/24
CARROLL	46/42	40/33	86-75	33-59/25-45	.559/.556	5-13/8-12	.385/.667	15-27/17-20	.556/.850	33/22	13/14	16/20	2/5	9/6	19/24
at Stanford	25/30	29/40	54-70	19-65/21-48	.292/.438	4-25/3-11	.160/.273	12-17/25-33	.706/.758	34/47	7/12	11/18	5/5	6/5	27/14
CSUN	41/36	45/32	86-68	31-60/25-52	.517/.481	4-12/4-12	.333/.333	20-25/14-23	.800/.609	36/27	15/11	12/16	6/3	5/4	22/20
at Georgia State	26/43	42/28	68-71	21-58/23-55	.362/.418	5-22/5-20	.227/.250	21-26/20-26	.808/.769	40/33	10/9	15/14	5/6	11/9	21/17
UC RIVERSIDE	33/21	44/40	77-61	24-48/20-52	.500/.385	5-18/5-17	.278/.294	24-31/16-23	.774/.696	40/23	7/6	20/16	5/2	7/6	18/22
UC IRVINE	39/29	47/39	86-68	32-61/21-49	.525/.429	7-15/6-15	.467/.400	15-25/20-27	.600/.741	37/29	15/10	11/15	2/4	6/6	22/18
at Washington	32/33	31/33	63-66	27-67/23-51	.403/.451	5-15/3-9	.333/.333	4-6/17-21	.667/.810	41/27	12/4	20/18	6/11	6/12	19/14
at Northern Arizona	42/30	45/39	87-69	29-65/16-49	.446/.327	7-17/7-17	.412/.412	22-29/30-35	.759/.857	42/33	13/10	11/19	4/7	11/4	26/22
at Southern Utah	39/20	40/29	79-49	31-63/15-57	.492/.263	4-16/4-15	.250/.267	13-14/15-21	.929/.714	38/42	13/7	6/15	1/3	8/2	23/14
NORTH DAKOTA	50/29	59/50	109-79	40-65/24-63	.615/.381	8-14/8-31	.571/.258	21-30/23-26	.700/.885	39/33	21/8	8/13	3/3	10/4	25/26
NORTHERN COLO.	43/28	46/52	89-80	29-57/25-57	.509/.439	3-7/14-26	.429/.538	28-33/16-21	.848/.762	40/25	13/15	13/15	4/5	8/7	22/25
at Sacramento State	32/35	46/31	78-66	26-57/21-40	.456/.525	7-13/7-14	.538/.500	19-22/17-27	.864/.630	36/22	13/10	12/17	0/3	14/6	22/20
at Portland State	42/48	50/41	92-89	27-49/33-77	.551/.429	5-11/5-24	.455/.208	33-47/18-22	.702/.818	38/35	13/13	19/14	1/2	7/11	25/32
at Montana State	33/33	34/19	67-52	26-58/16-50	.448/.320	4-12/3-16	.333/.188	11-16/17-26	.688/.654	36/41	10/9	8/13	3/3	7/3	23/18
SOUTHERN UTAH	30/21	41/26	71-47	22-52/15-49	.423/.306	7-12/1-11	.583/.091	20-28/16-27	.714/.593	36/35	7/4	9/17	4/3	9/1	23/22
NORTHERN ARIZONA	31/24	51/40	82-64	34-62/20-48	.548/.417	12-28/7-16	.429/.438	2-6/17-21	.333/.810	28/32	14/5	15/22	2/0	9/2	22/14
at Northern Colorado	37/37	51/42	88-79	32-58/24-56	.552/.429	5-9/8-26	.556/.308	19-32/23-28	.594/.821	42/32	10/13	12/12	2/2	5/1	25/25
at North Dakota	39/31	33/36	72-67	27-56/24-53	.482/.453	5-18/3-17	.278/.176	13-19/16-23	.684/.696	31/35	17/10	13/14	1/2	8/7	21/17
PORTLAND STATE	34/29	46/31	80-60	28-61/21-67	.459/.313	2-11/6-27	.182/.222	22-29/12-20	.759/.600	47/38	15/9	10/13	7/4	7/4	20/24
SACRAMENTO STATE	34/31	27/30	71-69	24-63/25-58	.381/.431	7-22/8-13	.318/.615	16-21/11-16	.762/.688	41/37	14/14	9/11	5/5	5/3	17/20
at Eastern Washington	32/35	33/39	65-74	22-51/27-48	.431/.563	6-22/7-16	.273/.438	15-19/13-18	.789/.722	27/30	14/15	15/15	1/3	9/6	17/18
at Idaho	35/35	36/36	77-79	27-57/27-52	.474/.519	6-16/12-19	.375/.632	17-24/13-18	.708/.722	28/31	11/14	11/16	1/3	9/4	20/22
MONTANA STATE	37/21	53/42	90-63	35-66/19-61	.530/.311	5-15/6-24	.333/.250	15-24/19-29	.625/.655	46/39	18/8	12/16	3/2	10/3	24/21
WEBER STATE	36/29	39/28	75-57	31-58/22-54	.534/.407	4-9/2-11	.444/.182	9-14/11-16	.643/.688	42/25	22/3	15/10	2/5	7/5	17/15
IDAHO STATE	37/29	38/35	75-64	27-63/27-58	.429/.466	3-17/5-19	.176/.263	18-24/5-7	.750/.714	45/27	8/12	11/12	4/6	5/7	12/20
vs. North Dakota	42/42	42/34	84-76	30-61/27-59	.492/.458	8-12/11-26	.667/.423	16-24/11-15	.667/.733	43/28	10/12	13/10	3/1	4/10	14/17
vs. Northern Colorado	37/37	43/43	91-89	35-73/33-59	.479/.559	1-6/7-11	.167/.636	20-29/16-26	.690/.615	37/39	8/12	7/15	4/2	7/2	24/23
vs. Eastern Washington	29/40	53/25	82-65	29-49/27-60	.592/.450	9-18/9-24	.500/.375	15-20/2-3	.750/.667	30/26	13/10	8/9	2/0	7/3	11/17
vs. Michigan	28/31	19/30	47-61	18-56/21-47	.321/.447	3-15/5-16	.200/.313	8-11/14-22	.727/.636	33/36	7/11	12/14	2/3	7/4	21/14



THE GRIZZLIES' 2017-18 RECORD WHEN...

GAME LOCATION

At Dahlberg Arena	14-0
On the Road	8-6
Neutral Site	4-2

TOP-25 OPPONENT (AP POLL)

At Dahlberg Arena	0-0
On the Road	0-0
Neutral Site	0-1

ON TV

At Dahlberg Arena	6-0
On the Road	3-3
Neutral Site	3-1

OVERTIME

At Dahlberg Arena	1-0
On the Road	1-1
Neutral Site	1-0

HALFTIME SCORE

Leading at the Half	19-0
Trailing at the Half	3-7
Tied at the Half	4-1

FINAL MARGIN

1-4	3-3
5-9	6-2
10+	17-3

GRIZ SCORING

<50	0-1
50-59	0-2
60-69	2-3
70-79	9-2
80-89	11-0
90+	4-0

OPPONENT SCORING

<50	2-0
50-59	2-0
60-69	14-2
70-79	5-5
80-89	3-1
90+	0-0

FIELD-GOAL PERCENTAGE

Better Field-Goal Percentage	20-0
Worse Field-Goal Percentage	6-8

UM Shoots <.400	1-4
UM Shoots .400-.449	6-3
UM Shoots .450-.499	7-1
UM Shoots .500+	12-0

Opponent Shoots <.400	8-0
Opponent Shoots .400-.449	11-3
Opponent Shoots .450-.499	4-1
Opponent Shoots .500+	3-4

3-POINT SHOOTING

Better 3-Point FG Percentage	13-0
Worse 3-Point FG Percentage	11-7
Same 3-Point FG Percentage	2-1

UM Makes 0-4	9-2
UM Makes 5-7	13-6
UM makes 8+	4-0

Opponent Makes 0-4	7-2
Opponent Makes 5-7	11-5
Opponent Makes 8+	8-1

FREE-THROW SHOOTING

Better Free-Throw Percentage	13-3
Worse Free-Throw Percentage	13-5

UM Shoots More FTs	16-3
UM Shoots Fewer FTs	10-4
UM Shoots Same FTs	0-1

UM Makes More FTs	13-3
UM Makes Fewer FTs	13-5
UM Makes Same FTs	0-0

REBOUNDING

More Rebounds than Opponent	20-4
Fewer Rebounds than Opponent	6-4
Same Rebounds as Opponent	0-0

ASSISTS

More Assists than Opponent	18-3
Fewer Assists than Opponent	6-5
Same Assists as Opponent	2-0

TURNOVERS

Fewer Turnovers than Opponent	19-4
More Turnovers than Opponent	6-2
Same Turnovers as Opponent	1-2

UM Makes < 10	7-0
UM Makes 10-15	16-6
UM Makes 16+	3-2

Opponent Makes < 10	1-0
Opponent Makes 10-15	14-4
Opponent Makes 16+	11-4

TIME OF DAY

Day Game	5-1
Night Game	21-7

DAY OF THE WEEK

Monday	2-0
Tuesday	1-1
Wednesday	0-2
Thursday	8-2
Friday	2-1
Saturday	10-2
Sunday	3-0

MONTH

November	4-3
December	5-2
January	7-0
February	5-2
March	5-1

UNIFORMS

Gray	4-3
Maroon	7-5
White	15-0

GRIZ VS. OPPOSING CONFERENCES

ACC	1-0
Big Sky	19-2
Big Ten	0-2
Big West	3-1
Pac-12	0-2
Summit League	1-0
Sunbelt	0-1
West Coast	0-0
Non-Division I	2-0

GRIZ IN THE STATE OF

Arizona	1-0
California	2-2
Colorado	1-0
Georgia	0-1
Idaho	0-1
Kansas	0-1
Montana	15-0
Nevada	3-0
North Dakota	1-0
Oregon	1-0
Pennsylvania	1-1
Utah	1-0
Washington	0-2



MONTANA BASKETBALL



Game #1

Nov. 10, 2017
Missoula, Mont.

72 60

Whitworth 60 • 0-0

#	Player	Total		3-Ptr		Rebounds			PF	TP	A	TO	Bk	Stl	Min
		FG	FGA	FG	FGA	FT	FTA	Off Def Tot							
22	Christy, Jared	f	3-6	0-1	2-4	1	3	4	0	8	1	6	1	0	33
35	Bishop, Ben	f	2-4	0-0	5-9	1	9	10	1	9	0	3	1	0	25
01	Roach, Kyle	g	4-12	1-3	5-5	2	8	10	3	14	0	1	0	0	35
04	College, Ben	g	2-5	2-4	0-0	0	2	2	4	6	1	2	0	1	30
10	Lester, Jordan	g	6-11	0-1	6-7	0	7	7	3	18	2	6	0	1	36
05	Hull, Garrett		0-0	0-0	0-0	1	2	3	1	0	0	2	0	0	10
12	Lees, Sam		0-1	0-0	0-0	0	0	0	1	0	0	0	0	0	6
15	Crosno, Kevin		1-4	0-1	0-0	0	1	1	3	2	1	0	0	1	9
23	Kohler, Brandon		0-0	0-0	0-0	0	0	0	1	0	0	0	0	0	4
44	Brown, Reed		1-4	1-2	0-1	1	0	1	4	3	0	4	1	0	12
Team						2	2	4							
Totals			19-47	4-12	18-26	8	34	42	21	60	5	24	3	3	200

FG % 1st Half: 10-27 37.0% 2nd half: 9-20 45.0% Game: 19-47 40.4%
 3FG % 1st Half: 3-7 42.9% 2nd half: 1-5 20.0% Game: 4-12 33.3%
 FT % 1st Half: 6-11 54.5% 2nd half: 12-15 80.0% Game: 18-26 69.2%

Montana 72 • 1-0

#	Player	Total		3-Ptr		Rebounds			PF	TP	A	TO	Bk	Stl	Min
		FG	FGA	FG	FGA	FT	FTA	Off Def Tot							
15	AKOH, Jamar	f	2-8	0-0	0-0	0	1	1	1	4	0	1	0	0	14
20	KRSLOVIC, Fabijan	f	1-3	0-2	1-2	0	1	1	3	3	0	0	1	1	17
00	OGUINE, Michael	g	2-9	1-3	5-7	2	4	6	3	10	4	4	1	2	33
14	RORIE, Ahmaad	g	6-16	3-6	6-9	2	2	4	3	21	3	0	1	1	35
24	MOOREHEAD, Bobby	g	5-7	2-3	2-3	3	6	9	3	14	1	0	0	1	37
01	FALLS, Timmy		1-5	0-1	0-1	0	1	1	2	2	0	1	0	0	20
03	BEVENS, Niko		0-0	0-0	0-0	0	0	0	0	0	0	0	0	0	1
04	PRIDGETT, Sayeed		4-6	0-0	1-3	1	4	5	3	9	1	3	2	2	22
05	NICHOLAS, Karl		2-2	0-0	0-0	1	1	2	4	4	0	2	0	0	8
10	ESPE, Lars		0-0	0-0	0-0	0	0	0	0	0	1	0	0	0	1
13	SPOJA, Trevor		1-5	1-5	0-0	0	0	0	1	3	1	0	1	0	11
40	BESOVIC, Admir		1-1	0-0	0-0	0	1	1	2	3	0	0	0	0	1
Team						1	2	3							
Totals			25-62	7-20	15-25	10	23	33	23	72	11	11	6	7	200

FG % 1st Half: 10-33 30.3% 2nd half: 15-29 51.7% Game: 25-62 40.3%
 3FG % 1st Half: 3-12 25.0% 2nd half: 4-8 50.0% Game: 7-20 35.0%
 FT % 1st Half: 9-15 60.0% 2nd half: 6-10 60.0% Game: 15-25 60.0%

Officials: Doug Sturdivan, Matt Basham, Matt Mason
 Technical fouls: Whitworth-None. Montana-None.
 Attendance: 3056

Score by periods	1st	2nd	Total
Whitworth	29	31	60
Montana	32	40	72

Points	In	Off	2nd	Fast	Bench
WHTW	30	11	7	5	5
UM	34	23	14	4	20

Game #2

Nov. 13, 2017
Pittsburgh, Penn.

83 78

Montana 83 • 2-0

#	Player	Total		3-Ptr		Rebounds			PF	TP	A	TO	Bk	Stl	Min
		FG	FGA	FG	FGA	FT	FTA	Off Def Tot							
15	AKOH, Jamar	f	0-2	0-0	0-0	1	0	1	4	0	1	2	1	1	14
20	KRSLOVIC, Fabijan	f	2-5	0-3	2-2	2	7	9	3	6	3	3	2	2	35
00	OGUINE, Michael	g	10-22	2-7	7-12	5	1	6	3	29	5	0	0	0	44
14	RORIE, Ahmaad	g	7-15	2-6	2-2	0	5	5	3	18	3	3	0	2	44
24	MOOREHEAD, Bobby	g	5-8	3-5	1-2	0	6	6	1	14	2	0	0	1	42
01	FALLS, Timmy		0-1	0-0	0-0	0	0	0	1	0	0	0	0	0	4
04	PRIDGETT, Sayeed		4-9	0-2	4-6	3	5	8	4	12	1	4	3	1	33
05	NICHOLAS, Karl		2-3	0-0	0-1	0	1	1	4	4	0	0	0	0	8
13	SPOJA, Trevor		0-1	0-1	0-0	0	0	0	0	0	0	1	0	0	1
Team						3	0	3							
Totals			30-66	7-24	16-25	14	25	39	23	83	15	15	6	7	225

FG % 1st Half: 16-34 47.1% 2nd half: 11-26 42.3% OT: 3-6 50.0% Game: 30-66 45.5%
 3FG % 1st Half: 4-13 30.8% 2nd half: 3-10 30.0% OT: 0-1 0.0% Game: 7-24 29.2%
 FT % 1st Half: 1-5 20.0% 2nd half: 11-14 78.6% OT: 4-6 66.7% Game: 16-25 64.0%

Pitt 78 • 0-2

#	Player	Total		3-Ptr		Rebounds			PF	TP	A	TO	Bk	Stl	Min
		FG	FGA	FG	FGA	FT	FTA	Off Def Tot							
04	Ryan Luther	f	8-15	1-2	1-2	7	4	11	5	18	2	3	0	1	33
21	Terrell Brown	f	1-2	0-0	0-0	2	2	4	2	2	1	3	0	0	13
00	Jared Wilson-Frame	g	5-10	1-3	4-4	1	3	4	0	15	1	0	1	0	39
05	Marcus Carr	g	1-9	0-2	6-6	0	3	3	2	8	3	5	0	1	28
03	Khameron Davis	g	2-3	2-2	0-0	0	0	0	4	6	1	2	1	0	23
11	Parker Stewart		1-5	1-4	2-2	0	2	2	2	5	0	0	0	0	27
02	Jonathan Milligan		2-5	0-0	1-2	0	1	1	0	5	1	2	0	1	17
15	Kene Chukwuka		0-2	0-1	0-0	1	3	4	0	0	0	0	0	0	12
23	Shamuel Stevenson		7-10	1-1	4-8	1	5	6	3	19	3	4	1	1	33
Team						0	3	3							
Totals			27-61	6-15	18-24	12	26	38	22	78	12	19	3	4	225

FG % 1st Half: 11-24 45.8% 2nd half: 14-28 50.0% OT: 2-9 22.2% Game: 27-61 44.3%
 3FG % 1st Half: 3-8 37.5% 2nd half: 3-4 75.0% OT: 0-3 0.0% Game: 6-15 40.0%
 FT % 1st Half: 10-13 76.9% 2nd half: 7-9 77.8% OT: 1-2 50.0% Game: 18-24 75.0%

Officials: James Luckie (R), Brian Dorsey, James Breeding
 Technical fouls: Montana-None. Pitt-None.
 Attendance: 3102

PROGRESSIVE LEGENDS CLASSIC - PITTSBURGH REGIONAL ROUND - GAME 1

Score by periods	1st	2nd	OT	Total
Montana	37	36	10	83
Pitt	35	38	5	78

Points	In	Off	2nd	Fast	Bench
UM	42	30	6	18	16
UP	40	6	13	6	29

Game #3

Nov. 15, 2017
University Park, Penn.

70 57

Montana 57 • 2-1

#	Player	Total		3-Ptr		Rebounds			PF	TP	A	TO	Bk	Stl	Min
		FG	FGA	FG	FGA	FT	FTA	Off Def Tot							
15	AKOH, Jamar	f	3-8	1-2	4-8	3	3	6	3	11	0	1	2	2	34
20	KRSLOVIC, Fabijan	f	2-2	0-0	2-2	0	7	7	3	6	0	3	1	2	25
00	OGUINE, Michael	g	6-15	2-5	1-5	2	5	7	3	15	0	0	1	0	34
14	RORIE, Ahmaad	g	7-18	2-9	0-0	0	3	3	3	16	4	4	0	3	38
24	MOOREHEAD, Bobby	g	1-4	0-3	0-0	0	2	2	1	2	2	3	1	2	34
01	FALLS, Timmy		0-1	0-1	0-0	0	1	1	1	0	0	1	0	0	7
03	BEVENS, Niko		0-0	0-0	0-0	0	0	0	0	0	0	0	0	0	1
04	PRIDGETT, Sayeed		2-6	1-1	0-0	2	1	3	4	5	3	2	0	0	20
05	NICHOLAS, Karl		1-2	0-0	0-0	2	1	3	4	2	0	0	0	0	7
10	ESPE, Lars		0-0	0-0	0-0	0	0	0	0	0	0	0	0	0	0+
13	SPOJA, Trevor		0-0	0-0	0-0	0	0	0	0	0	0	0	0	0	0+
40	BESOVIC, Admir		0-0	0-0	0-0	0	0	0	0	0	0	0	0	0	0+
Team						1	1	2							
Totals			22-56	6-21	7-15	10	24	34	22	57	9	15	5	9	200

FG % 1st Half: 12-25 48.0% 2nd half: 10-31 32.3% Game: 22-56 39.3%
 3FG % 1st Half: 2-8 25.0% 2nd half: 4-13 30.8% Game: 6-21 28.6%
 FT % 1st Half: 3-6 50.0% 2nd half: 4-9 44.4% Game: 7-15 46.7%

Penn State 70 • 3-0

#	Player		Total		3-Ptr		Rebounds			PF	TP	A	TO	Bk	Stl	Min
			FG-FGA	FG-FGA	FT-FTA	Off	Def	Tot								
11	Stevens, Lamar	f	8-14	1-2	8-9	1	6	7	2	25	2	5	2	2	38	
24	Watkins, Mike	f	3-4	0-0	2-2	0	6	6	3	8	0	1	4	0	19	
10	Carr, Tony	g	3-9	1-1	0-0	1	1	2	1	7	2	2	0	0	19	
23	Reaves, Josh		4-6	0-2	4-8	0	2	2	2	12	1	0	1	0	33	
33	Garner, Shep	g	4-7	4-7	0-2	0	5	5	1	12	3	1	0	0	32	
03	Pierce, Satchel		1-3	0-0	0-0	1	1	2	3	2	1	0	1	0	11	
04	Bostick, Nazeer		1-4	0-0	0-1	1	0	1	2	2	0	2	0	0	22	
05	Wheeler, Jamari		0-1	0-0	0-2	0	2	2	1	0	3	2	0	0	17	
44	Moore, Julian		1-2	0-0	0-0	0	3	3	0	2	0	0	1	1	9	
	Team					0	2	2			2					
Totals			25-50	6-12	14-24	4	28	32	15	70	12	15	9	3	200	

MONTANA BASKETBALL



Game #5

Nov. 21, 2017
Malibu, Calif.

80 Griz 73

Montana 73 • 3-2

#	Player	Total		3-Ptr		Rebounds			PF	TP	A	TO	Blk	Stl	Min
		FG-FGA	FG-FGA	FT-FTA	Off Def Tot	PF	TP	A TO Blk Stl							
15	AKOH, Jamar	f	4-7	0-0	4-7	1	4	5	4	12	0	3	0	1	17
20	KRSLOVIC, Fabijan	f	1-4	0-0	0-0	0	1	1	2	2	0	2	0	1	13
00	OGUINE, Michael	g	5-9	0-1	4-5	3	3	6	5	14	4	1	1	2	33
14	RORIE, Ahmaad	g	7-19	3-9	3-3	3	2	5	1	20	6	3	1	4	40
24	MOOREHEAD, Bobby	g	3-8	3-7	0-0	0	3	3	5	9	0	2	1	0	35
01	FALLS, Timmy	g	0-1	0-1	0-0	0	0	0	3	0	0	2	0	0	10
03	BEVENS, Niko	g	0-1	0-1	0-0	1	0	1	0	0	0	0	0	0	1
04	PRIDGETT, Sayeed	g	2-5	0-1	2-2	1	1	2	4	6	2	2	0	0	19
05	NICHOLAS, Karl	g	5-7	0-0	4-5	0	0	5	4	10	0	2	0	0	28
10	ESPE, Lars	g	0-1	0-1	0-0	0	0	0	0	0	0	0	0	0	2
13	SPOJA, Trevor	g	0-1	0-1	0-0	0	0	0	0	0	0	0	0	0	2
40	BESOVIC, Admir	g	0-0	0-0	0-0	0	0	0	0	0	0	0	0	0	0+
Team						3	1	4							
Totals			27-63	6-22	13-21	17	15	32	28	73	12	17	3	8	200

FG % 1st Half: 10-31 32.3% 2nd half: 17-32 53.1% Game: 27-63 42.9%
 3FG % 1st Half: 3-10 30.0% 2nd half: 3-12 25.0% Game: 6-22 27.3%
 FT % 1st Half: 4-6 66.7% 2nd half: 9-15 60.0% Game: 13-21 61.9%

UC Santa Barbara 80 • 3-2

#	Player	Total		3-Ptr		Rebounds			PF	TP	A	TO	Blk	Stl	Min
		FG-FGA	FG-FGA	FT-FTA	Off Def Tot	PF	TP	A TO Blk Stl							
01	King II, Leland	f	6-9	2-4	6-6	1	4	5	4	20	1	3	0	0	34
05	Canty, Jalen	f	3-4	0-0	6-8	3	7	10	4	12	1	2	4	1	33
02	Vincent, Gabe	g	2-5	0-1	0-0	0	0	0	5	4	1	4	0	0	23
21	Heidegger, Max	g	7-14	0-2	13-16	0	3	3	4	27	3	5	0	1	36
55	Jackson, Marcus	g	3-7	3-6	1-2	0	4	4	0	10	5	3	1	2	37
10	Kupchak, Maxwell	g	0-0	0-0	0-0	0	0	0	2	0	0	0	1	0	4
11	Davis, Brandon	g	0-0	0-0	0-0	0	0	0	0	0	0	0	0	1	1
12	Hart, Alex	g	1-1	0-0	1-1	1	2	3	0	3	0	0	0	0	5
14	Lakoj, Ami	g	0-0	0-0	0-0	0	0	0	4	0	0	2	0	0	4
23	Terrell, Christian	g	1-1	1-1	1-2	1	2	3	1	4	0	1	2	0	23
Team						0	2	2							
Totals			23-41	6-14	28-35	6	24	30	24	80	11	21	8	5	200

FG % 1st Half: 12-24 50.0% 2nd half: 11-17 64.7% Game: 23-41 56.1%
 3FG % 1st Half: 3-10 30.0% 2nd half: 1-5 20.0% Game: 6-14 42.9%
 FT % 1st Half: 9-11 81.8% 2nd half: 19-24 79.2% Game: 28-35 80.0%

Officials: Klaus Endrisat, Sam Haddad, Jeremy Dente
 Technical fouls: Montana-None. UC Santa Barbara-None.
 Attendance: 1239
 Progressive Legends Classic - Malibu Subregional - Game 3

Score by periods	1st	2nd	Total
Montana	27	46	73
UC Santa Barbara	38	42	80

Points	In	Off	2nd	Fast	Bench
UM	40	22	17	9	16
UCSB	26	11	12	13	7

Game #6

Nov. 26, 2017
Missoula, Mont.

86 Griz 75

Carroll 75 • 6-0

#	Player	Total		3-Ptr		Rebounds			PF	TP	A	TO	Blk	Stl	Min
		FG-FGA	FG-FGA	FT-FTA	Off Def Tot	PF	TP	A TO Blk Stl							
12	Match BURNHAM	f	4-8	2-4	4-4	0	2	2	3	14	0	1	0	0	32
32	A SANTOS PIQUERAS	f	5-6	3-3	1-1	1	4	5	4	14	2	2	3	0	25
23	Ryan IMHOFF	g	8-15	1-1	8-9	0	2	2	5	25	1	5	1	2	27
24	Matt WYMAN	g	4-6	1-1	3-4	1	5	6	3	12	6	5	1	0	38
31	Ife KALEJAIYE	g	3-4	1-2	0-0	0	1	1	4	7	4	1	0	2	40
03	Emilio MANCOL	g	0-0	0-0	0-0	0	0	0	0	0	0	0	0	0	3
13	Kyle NICKOL	g	0-0	0-0	0-0	0	0	0	0	0	0	0	0	0	2
20	Patrick COLBERG	g	0-2	0-1	0-0	0	1	1	0	0	0	0	0	0	2
22	Lorel JOHNSON	g	0-2	0-0	0-0	0	2	2	1	0	1	0	0	0	18
43	Oliver CARR	g	1-2	0-0	1-2	0	0	0	3	3	0	5	0	2	13
Team						1	2	3							
Totals			25-45	8-12	17-20	3	19	22	24	75	14	20	5	6	200

FG % 1st Half: 16-21 76.2% 2nd half: 9-24 37.5% Game: 25-45 55.6%
 3FG % 1st Half: 4-4 100.0% 2nd half: 4-8 50.0% Game: 8-12 66.7%
 FT % 1st Half: 6-7 85.7% 2nd half: 11-13 84.6% Game: 17-20 85.0%

Montana 86 • 4-2

#	Player	Total		3-Ptr		Rebounds			PF	TP	A	TO	Blk	Stl	Min
		FG-FGA	FG-FGA	FT-FTA	Off Def Tot	PF	TP	A TO Blk Stl							
15	AKOH, Jamar	f	7-8	0-0	2-5	6	4	10	4	16	1	2	0	1	24
20	KRSLOVIC, Fabijan	f	2-3	0-0	3-4	1	3	4	3	7	2	1	0	0	18
00	OGUINE, Michael	g	5-10	2-4	3-4	1	2	3	2	15	2	2	0	0	36
14	RORIE, Ahmaad	g	6-13	1-3	7-10	2	2	4	2	20	4	2	0	2	33
24	MOOREHEAD, Bobby	g	5-9	2-4	0-0	1	2	3	1	12	2	0	1	1	31
01	FALLS, Timmy	g	2-5	0-2	0-0	1	0	1	3	4	2	1	0	2	17
03	BEVENS, Niko	g	0-0	0-0	0-0	0	0	0	0	0	0	0	0	0	1
04	PRIDGETT, Sayeed	g	6-10	0-0	0-1	0	3	3	1	12	0	5	0	3	27
05	NICHOLAS, Karl	g	0-1	0-0	0-1	2	0	2	3	0	0	3	0	0	10
10	ESPE, Lars	g	0-0	0-0	0-2	0	0	0	0	0	0	0	0	0	1
13	SPOJA, Trevor	g	0-0	0-0	0-0	0	0	0	0	0	0	0	0	0	1
40	BESOVIC, Admir	g	0-0	0-0	0-0	0	1	1	0	0	0	0	1	0	1
Team						0	2	2							
Totals			33-59	5-13	15-27	14	19	33	19	86	13	16	2	9	200

FG % 1st Half: 19-31 61.3% 2nd half: 14-28 50.0% Game: 33-59 55.9%
 3FG % 1st Half: 3-5 60.0% 2nd half: 2-8 25.0% Game: 5-13 38.5%
 FT % 1st Half: 5-10 50.0% 2nd half: 10-17 58.8% Game: 15-27 55.6%

Officials: Dennis Flannery, Nate Harris, Johnny Harrington
 Technical fouls: Carroll-TEAM. Montana-None.
 Attendance: 2804

Score by periods	1st	2nd	Total
Carroll	42	33	75
Montana	46	40	86

Points	In	Off	2nd	Fast	Bench
CC	22	18	2	0	3
UM	50	24	18	6	16

Game #7

Nov. 29, 2017
Stanford, Calif.

70 Griz 54

Montana 54 • 4-5

#	Player	Total		3-Ptr		Rebounds			PF	TP	A	TO	Blk	Stl	Min
		FG-FGA	FG-FGA	FT-FTA	Off Def Tot	PF	TP	A TO Blk Stl							
15	AKOH, Jamar	f	3-6	0-0	0-1	3	4	7	4	6	1	1	0	0	21
20	KRSLOVIC, Fabijan	f	0-3	0-0	0-0	2	4	6	4	6	1	0	2	2	27
00	OGUINE, Michael	g	6-15	1-5	6-6	4	2	6	4	19	1	4	2	1	33
14	RORIE, Ahmaad	g	1-12	0-7	2-2	0	4	4	3	4	3	1	0	0	31
24	MOOREHEAD, Bobby	g	6-17	3-10	1-1	3	2	5	2	16	1	2	0	3	35
01	FALLS, Timmy	g	0-2	0-2	1-2	0	0	0	0	1	0	0	0	0	11
04	PRIDGETT, Sayeed	g	2-8	0-1	2-5	0	2	2	4	6	0	0	1	0	25
05	NICHOLAS, Karl	g	1-2	0-0	0-0	1	2	3	3	2	0	1	0	0	12
40	BESOVIC, Admir	g	0-0	0-0	0-0	1	0	1	3	0	0	1	0	0	5
Team						0	0	0							
Totals			19-65	4-25	12-17	14	20	34	27	54	7	11	5	6	200

FG % 1st Half: 9-30 30.0% 2nd half: 10-35 28.6% Game: 19-65 29.2%
 3FG % 1st Half: 2-9 22.2% 2nd half: 2-16 12.5% Game: 4-25 16.0%
 FT % 1st Half: 5-6 83.3% 2nd half: 7-11 63.6% Game: 12-17 70.6%

Stanford 70 • 4-3

#	Player	Total		3-Ptr		Rebounds			PF	TP	A	TO	Blk	Stl	Min
		FG-FGA	FG-FGA	FT-FTA	Off Def Tot	PF	TP	A TO Blk Stl							
10	Humphrey, Michael	f	3-6	0-0	6-8	3	9	12	2	12	0	0	1	0	27
13	Da Silva, Oscar	f	0-3	0-0	0-0	1	1	2	2	0	1	4	0	0	20

MONTANA BASKETBALL



Game #9

Dec. 9, 2017
Atlanta, Ga.

71 Ghiz 68

Montana 68 • 5-4

#	Player	Total		3-Ptr		Rebounds			PF	TP	A	TO	Blk	Stl	Min
		FG-FGA	FG-FGA	FT-FTA	Off Def Tot	PF	TP	A TO Blk Stl							
15	AKOH, Jamar	f	5-7	0-0	4-6	3	6	9	4	14	2	2	1	1	31
20	KRSLOVIC, Fabijan	f	1-4	0-0	2-3	1	2	3	2	4	2	1	1	0	21
00	OGUINE, Michael	g	2-11	1-5	6-6	2	2	4	4	11	2	2	1	5	31
14	RORIE, Ahmaad	g	6-15	2-8	8-9	3	4	7	3	22	4	4	0	1	38
24	MOOREHEAD, Bobby	g	2-7	2-7	0-0	0	7	7	2	6	0	0	2	1	37
01	FALLS, Timmy	g	0-1	0-1	0-0	0	0	0	0	0	0	2	0	0	3
03	BEVENS, Niko	g	0-0	0-0	0-0	0	0	0	0	0	0	0	0	0	1
04	PRIDGETT, Sayeed	g	3-6	0-0	0-0	0	3	3	4	6	0	2	0	2	17
05	NICHOLAS, Karl	g	2-6	0-0	1-2	3	2	5	1	5	0	1	0	1	14
10	ESPE, Lars	g	0-1	0-1	0-0	1	0	1	1	0	0	1	0	0	5
13	SPOJA, Trevor	g	0-0	0-0	0-0	0	0	0	0	0	0	0	0	0	1
40	BESOVIC, Admir	g	0-0	0-0	0-0	0	0	0	0	0	0	0	0	0	1
Team					1	0	1								
Totals			21-58	5-22	21-26	14	26	40	21	68	10	15	5	11	200

FG % 1st Half: 7-22 31.8% 2nd half: 14-36 38.9% Game: 21-58 36.2%
 3FG % 1st Half: 1-9 11.1% 2nd half: 4-13 30.8% Game: 5-22 22.7%
 FT % 1st Half: 11-14 78.6% 2nd half: 10-12 83.3% Game: 21-26 80.8%

Georgia State 71 • 6-3

#	Player	Total		3-Ptr		Rebounds			PF	TP	A	TO	Blk	Stl	Min
		FG-FGA	FG-FGA	FT-FTA	Off Def Tot	PF	TP	A TO Blk Stl							
02	Benlevi, Malik	f	4-9	3-7	3-4	0	4	4	2	14	1	0	2	0	36
23	Session, Jordan	f	3-5	0-0	3-4	2	3	5	3	9	1	1	0	4	24
30	Thomas, Jeff	f	5-10	1-4	4-5	3	5	8	1	15	3	2	1	1	37
15	Simonds, D'Marcus	g	5-14	0-3	2-3	2	4	6	3	12	3	6	2	3	36
24	Mitchell, Devin	g	0-4	0-3	2-2	0	2	2	3	2	0	1	0	1	22
11	Williams, Isaiah	g	4-6	1-3	6-7	0	1	1	1	15	1	2	0	0	25
12	Williams, Kane	g	1-3	0-0	0-0	0	2	2	2	2	0	0	0	0	6
20	Linder, Josh	g	0-1	0-0	0-0	0	0	0	0	0	0	1	0	0	2
30	Tyson, Jordan	g	1-3	0-0	0-1	0	2	2	2	2	0	1	1	0	12
Team					2	1	3								
Totals			23-55	5-20	20-26	9	24	33	17	71	9	14	6	9	200

FG % 1st Half: 15-28 53.6% 2nd half: 8-27 29.6% Game: 23-55 41.8%
 3FG % 1st Half: 3-8 37.5% 2nd half: 2-12 16.7% Game: 5-20 25.0%
 FT % 1st Half: 10-12 83.3% 2nd half: 10-14 71.4% Game: 20-26 76.9%

Officials: Zeltan Steed, Tim Fitzgerald, Nathan Quick
 Technical fouls: Montana-None. Georgia State-None.
 Attendance: 1224

Score by periods	1st	2nd	Total
Montana	26	42	68
Georgia State	43	28	71

Points	In	Off	2nd	Fast	Bench
UM	32	16	17	4	11
GSU	24	17	10	4	19

Game #10

Dec. 17, 2017
Missoula, Mont.

77 UC 61

UC Riverside 61 • 3-7

#	Player	Total		3-Ptr		Rebounds			PF	TP	A	TO	Blk	Stl	Min
		FG-FGA	FG-FGA	FT-FTA	Off Def Tot	PF	TP	A TO Blk Stl							
14	Rosser, Brandon	f	4-6	2-2	3-5	0	2	2	4	13	0	0	1	1	28
21	Larsson, Alex	f	2-6	0-0	0-0	1	1	2	3	4	0	0	1	0	17
32	Dijkstra, Menno	c	1-3	0-1	0-0	0	2	2	0	2	0	0	0	0	11
03	Murray, Chance	g	1-5	0-1	1-3	0	3	3	2	3	2	2	0	0	27
15	Martin, Dikymbe	g	0-7	0-2	2-3	2	1	3	0	2	1	3	0	2	22
00	Hickman, Alec	g	1-3	0-2	0-0	0	0	0	0	2	0	0	0	0	5
01	Sylvester, DJ	g	5-6	1-1	7-8	0	2	2	2	18	0	1	0	0	17
05	Brown, Jayvon	g	1-4	0-2	0-0	1	1	2	0	2	0	1	0	0	9
10	Kennedy, Ajani	g	2-3	0-0	0-0	1	0	1	1	4	0	2	0	1	14
12	Diallo, Idy	g	1-1	0-0	0-0	0	1	1	5	2	0	1	1	0	14
13	Rwawire, Eric	g	0-1	0-1	0-0	0	0	0	0	1	0	0	1	0	6
22	Pickett, Dominick	g	0-0	0-0	0-0	0	0	0	0	0	0	1	0	0	3
24	Flippin, Koh	g	1-3	1-3	3-4	1	0	1	2	6	1	1	0	1	11
25	Jackson, James	g	1-4	1-2	0-0	0	2	2	3	2	2	0	0	0	16
Team					0	2	2								
Totals			20-52	5-17	16-23	6	17	23	22	61	6	16	2	6	200

FG % 1st Half: 8-26 30.8% 2nd half: 12-26 46.2% Game: 20-52 38.5%
 3FG % 1st Half: 1-5 20.0% 2nd half: 4-12 33.3% Game: 5-17 29.4%
 FT % 1st Half: 4-9 44.4% 2nd half: 12-14 85.7% Game: 16-23 69.6%

Montana 77 • 6-4

#	Player	Total		3-Ptr		Rebounds			PF	TP	A	TO	Blk	Stl	Min
		FG-FGA	FG-FGA	FT-FTA	Off Def Tot	PF	TP	A TO Blk Stl							
15	AKOH, Jamar	f	4-5	0-0	9-9	4	8	12	4	17	2	3	2	1	33
20	KRSLOVIC, Fabijan	f	3-4	0-0	0-0	0	1	1	0	6	0	0	0	0	28
00	OGUINE, Michael	g	3-9	0-3	6-9	3	2	5	2	12	1	3	3	1	29
14	RORIE, Ahmaad	g	8-13	2-6	4-6	1	2	3	1	22	2	4	0	3	38
24	MOOREHEAD, Bobby	g	3-8	2-5	1-1	1	7	8	2	9	2	2	0	0	31
01	FALLS, Timmy	g	1-2	1-2	0-0	0	0	0	3	3	0	2	0	0	11
04	PRIDGETT, Sayeed	g	2-6	0-1	2-2	0	4	4	3	6	0	3	0	2	17
05	NICHOLAS, Karl	g	0-0	0-0	2-4	2	2	4	1	2	0	2	0	0	9
10	ESPE, Lars	g	0-0	0-0	0-0	0	0	0	0	1	0	0	1	0	1
13	SPOJA, Trevor	g	0-1	0-1	0-0	0	0	0	0	1	0	0	0	0	2
40	BESOVIC, Admir	g	0-0	0-0	0-0	0	0	0	0	0	0	0	0	0	1
Team					0	3	3								
Totals			24-48	5-18	24-31	11	29	40	18	77	7	20	5	7	200

FG % 1st Half: 11-23 47.8% 2nd half: 13-25 52.0% Game: 24-48 50.0%
 3FG % 1st Half: 3-12 25.0% 2nd half: 2-6 33.3% Game: 5-18 27.8%
 FT % 1st Half: 8-10 80.0% 2nd half: 16-21 76.2% Game: 24-31 77.4%

Officials: Mark Riggs, Matt Mason, Michael Rapp
 Technical fouls: UC Riverside-None. Montana-None.
 Attendance: 2817

Score by periods	1st	2nd	Total
UC Riverside	21	40	61
Montana	33	44	77

Points	In	Off	2nd	Fast	Bench
UCR	14	17	7	4	37
UM	22	16	16	2	11

Game #11

Dec. 19, 2017
Missoula, Mont.

86 UC 68

UC Irvine 68 • 4-10

#	Player	Total		3-Ptr		Rebounds			PF	TP	A	TO	Blk	Stl	Min
		FG-FGA	FG-FGA	FT-FTA	Off Def Tot	PF	TP	A TO Blk Stl							
05	Galloway, Jonathan	f	0-0	0-0	0-0	0	2	2	5	0	0	0	1	0	14
11	Edgar Jr., John	f	6-11	1-3	0-1	1	3	4	1	13	0	3	0	0	25
04	Rutherford, Tommy	f	2-6	0-0	5-8	4	2	6	1	9	2	1	0	1	22
14	Leonard, Evan	g	2-7	2-3	4-4	0	2	2	0	10	0	1	0	0	30
24	Worku, Eyassu	g	2-8	0-1	4-4	1	0	1	1	8	1	2	0	1	24
02	Hazzard, Max	g	3-8	2-5	2-3	0	3	3	1	10	3	2	0	2	25
10	Welch, Riley	g	0-0	0-0	0-0	0	0	0	0	2	0	3	1	0	1
13	Smith, Brandon	g	1-2	0-1	0-0	0	0	0	0	1	2	1	1	1	10
23	Traylor, Darrin	g	1-2	1-2	0-0	0	4	4	1	3	0	0	0	0	11
50	Jones, Elston	g	2-2	0-0	0-1	1	0	1	3	4	0	2	1	1	18
55	Greene, Brad	g	2-3	0-0	5-6	0	1	1	2	9	0	0	1	0	15
Team					3	2	5								
Totals			21-49	6-15	20-27	10	19	29	18	68	10	15	4	6	200

FG % 1st Half: 10-25 40.0% 2nd half: 11-24 45.8% Game: 21-49 42.9%
 3FG % 1st Half: 4-9 44.4% 2nd half: 2-6 33.3% Game: 6-15 40.0%
 FT % 1st Half: 5-6 83.3% 2nd half: 15-21 71.4% Game: 20-27 74.1%

Montana 86 • 7-4

#	Player	Total		3-Ptr		Rebounds			PF	TP	A	TO
---	--------	-------	--	-------	--	----------	--	--	----	----	---	----

MONTANA BASKETBALL



Game #13

Dec. 28, 2017
Flagstaff, Ariz.

87 69

Montana 87 • 8-5, 1-0 BSC

#	Player	Total			3-Ptr			Rebounds			PF	TP	A TO Blk Stl			Min			
		FG-FGA	FG-FGA	FT-FTA	Off	Def	Tot	A	TO	Blk			Stl						
15	AKOH, Jamar	f	5-14	0-0	13-18	3	7	10	1	23	0	3	1	3	30				
20	KRSLOVIC, Fabijan	f	1-2	0-0	1-3	2	3	5	3	3	1	2	1	1	14				
00	OGUINE, Michael	g	5-9	1-3	2-2	0	0	0	5	13	2	1	0	3	31				
14	RORIE, Ahmaad	g	8-14	4-8	2-2	0	3	3	22	3	0	0	0	0	32				
24	MOOREHEAD, Bobby	g	2-7	2-4	0-0	0	5	5	3	6	2	0	0	0	28				
01	FALLS, Timmy	g	2-7	0-2	2-2	0	1	1	4	6	4	1	0	2	24				
04	PRIDGETT, Sayeed	g	4-9	0-0	2-2	1	3	4	10	1	2	1	1	1	23				
05	NICHOLAS, Karl	g	2-3	0-0	0-0	3	2	5	2	4	0	2	1	1	16				
13	SPOJA, Trevor	g	0-0	0-0	0-0	0	0	0	1	0	0	0	0	0	2				
Team						7	2	9											
Totals			29-65	7-17	22-29	16	26	42	26	87	13	11	4	11	200				
FG % 1st Half: 13-30 43.3%		2nd half: 16-35 45.7%		Game: 29-65 44.6%		3FG % 1st Half: 2-8 25.0%		2nd half: 5-9 55.6%		Game: 7-17 41.2%		FT % 1st Half: 14-16 87.5%		2nd half: 8-13 61.5%		Game: 22-29 75.9%		Deadball Rebounds 4	

Northern Arizona 69 • 3-11, 0-1 BSC

#	Player	Total		3-Ptr		Rebounds			PF	TP	A			Blk	Stl	Min			
		FG-FGA	FG-FGA	FT-FTA	Off	Def	Tot	Off			Def	Tot							
25	Brooks Debisschop	f	2-4	1-1	0-2	3	4	7	2	5	0	2	1	1	24				
32	Chris Bowling	f	1-4	0-3	0-0	0	0	0	3	2	0	1	0	0	8				
33	Isaiah Thomas	c	0-2	0-0	0-0	3	2	5	3	0	0	1	5	0	29				
03	Gino Littles	g	1-5	1-2	2-2	0	4	4	2	5	3	2	0	1	31				
04	JoJo Anderson	g	5-14	4-7	17-19	0	4	4	1	31	3	3	0	0	38				
00	Torry Johnson	g	1-5	0-1	6-7	0	1	1	3	8	3	3	0	1	19				
01	Carlos Hines	g	1-2	1-2	4-4	0	1	1	1	7	1	0	0	0	11				
02	Corey Brown	g	2-2	0-0	1-1	0	2	2	2	5	0	1	0	0	11				
14	Karl Harris	g	0-3	0-0	0-0	0	2	2	2	0	0	2	0	1	13				
23	Lenell Henry	g	3-7	0-1	0-0	2	2	4	3	6	0	3	1	0	13				
55	Ruben Fuamba	g	0-1	0-0	0-0	0	0	0	0	0	0	0	0	0	3				
Team						2	1	3											
Totals			16-49	7-17	30-35	10	23	33	22	69	10	19	7	4	200				
FG % 1st Half: 7-27 25.9%		2nd half: 9-22 40.9%		Game: 16-49 32.7%		3FG % 1st Half: 2-7 28.6%		2nd half: 5-9 50.0%		Game: 7-17 41.2%		FT % 1st Half: 14-17 82.4%		2nd half: 16-18 88.9%		Game: 30-35 85.7%		Deadball Rebounds 2	

Officials: Kelly Self, Frank Harvey III, Jeff Wooten
 Technical fouls: Montana-None. Northern Arizona-None.
 Attendance: 604

Score by periods	1st	2nd	Total
Montana	42	45	87
Northern Arizona	30	39	69

Points	In	Off	2nd	Fast	Bench
UM	38	27	13	21	20
NAU	12	14	5	3	26

Game #14

Dec. 30, 2017
Cedar City, Utah

79 49

Montana 79 • 9-5, 2-0 BSC

#	Player	Total			3-Ptr			Rebounds			PF	TP	A TO Blk			Stl	Min
		FG-FGA	FG-FGA	FT-FTA	Off	Def	Tot										
00	OGUINE, Michael	*	3-8	1-4	4-5	0	3	3	11	1	0	0	1	24			
14	RORIE, Ahmaad	*	8-13	2-4	2-2	0	4	4	0	20	3	0	0	1	30		
15	AKOH, Jamar	*	4-7	0-0	4-4	0	4	4	4	12	0	1	0	1	21		
20	KRSLOVIC, Fabijan	*	4-4	0-0	0-0	0	6	6	3	8	2	2	0	0	21		
24	MOOREHEAD, Bobby	*	2-8	0-3	2-2	0	9	9	0	6	0	1	1	2	28		
01	FALLS, Timmy		4-7	1-3	0-0	0	0	0	1	9	3	1	0	1	28		
03	BEVENS, Niko		0-0	0-0	0-0	0	0	0	0	0	0	0	0	0	2		
04	PRIDGETT, Sayeed		4-9	0-0	0-0	2	4	6	5	8	4	0	0	2	26		
05	NICHOLAS, Karl		1-4	0-0	1-1	1	1	2	5	3	0	1	0	0	9		
10	ESPE, Lars		0-0	0-0	0-0	0	0	0	0	0	0	0	0	0	3		
13	SPOJA, Trevor		0-2	0-2	0-0	0	0	0	1	0	0	0	0	0	5		
40	BESOVIC, Admir		1-1	0-0	0-0	0	0	0	1	2	0	0	0	0	3		
	Team					3	1	4									
Totals			31-63	4-16	13-14	6	32	38	23	79	13	6	1	8	200		

Southern Utah 49 • 6-7, 0-2 BSC

#	Player		Total		3-Ptr		Rebounds			PF	TP	A TO Blk			Stl	Min
			FG-FGA	FG-FGA	FT-FTA	Off	Def	Tot								
10	Calloway, Jacob	f	0-3	0-3	0-0	0	1	1	0	0	1	0	0	0	14	
25	Morgan, Dwayne	f	8-17	2-3	4-6	2	9	11	4	22	0	3	1	0	30	
04	Marin, Dre	g	0-6	0-2	6-6	2	2	4	2	6	3	1	1	1	28	
12	Cohee, Jadon	g	0-5	0-1	0-0	0	2	2	1	0	1	3	0	0	21	
05	Lyons, Jordan		0-0	0-0	0-0	0	0	0	1	0	0	1	0	0	4	
14	McGee, James		2-8	2-4	2-3	0	3	3	1	8	1	3	0	0	30	
15	Aytes, Jamal		1-7	0-0	3-4	2	4	6	2	5	0	2	0	1	21	
22	Madunic, Ivan		1-3	0-1	0-0	1	3	4	1	2	0	1	1	0	16	
33	Johnson, Matthew		0-1	0-1	0-0	0	0	0	1	0	1	0	0	0	16	
34	Musoko, Christian	/	2-6	0-0	0-2	3	2	5	1	4	0	0	0	0	18	
44	Swallow, Joel		1-1	0-0	0-0	0	0	0	0	2	0	1	0	0	2	
Team						5	1	6								
Totals			15-57	4-15	15-21	15	27	42	14	49	7	15	3	2	200	

Officials: Scott Brow, Mark Cook, Mike Ojeda
 Technical fouls: Montana-None. Southern Utah-None.
 Attendance: 1263

Score by periods	1st	2nd	Total
Montana	39	40	79
Southern Utah	20	29	49

Points	In	Off	2nd	Fast	Bench
UM	38	27	13	21	20
UTU	18	2	5	0	22

Game #15

Jan. 4, 2018
Missoula, Mont.

109 79

North Dakota 79 • 4-10, 0-3 BSC

#	Player	Total			3-Ptr			Rebounds			PF	TP	A To Blk Stl			Min
		FG-FGA	FG-FGA	FT-FTA	Off	Def	Tot									
13	JONES, Dale	f	4-11	1-8	2-2	0	7	7	4	11	1	3	0	0	27	
32	AVANTS, Conner	f	0-4	0-0	0-0	0	3	1	4	5	0	2	0	1	17	
00	CRANDALL, Geno	g	3-8	0-4	3-4	1	0	1	4	9	2	2	0	0	28	
01	STEWART, Marlon	g	3-7	1-2	8-9	0	1	1	2	15	1	0	0	1	26	
15	SEALES, Cortez	g	3-8	0-0	1-1	0	5	5	1	7	1	2	3	1	28	
03	BROWN, Billy	g	0-2	0-2	2-2	1	1	2	3	2	0	0	0	0	15	
11	KINSEY, Jafar	g	3-5	0-1	0-0	0	0	0	2	6	1	1	0	0	9	
23	WALTER, Kienan	g	3-7	1-3	0-0	2	2	4	3	7	1	0	0	0	19	
24	FRANKEN, Garrett	g	2-3	2-3	0-0	0	2	2	2	6	0	0	0	0	10	
30	BUCHANAN, Tray	g	3-8	3-8	7-8	1	2	3	0	16	1	3	0	1	21	
Team						2	2	4								
Totals			24-63	8-31	23-26	10	23	33	26	79	8	13	3	4	200	
FG % 1st Half: 10-33 30.3% 2nd half: 14-30 46.7% Game: 24-63 38.1% 3FG % 1st Half: 3-15 20.0% 2nd half: 5-16 31.3% Game: 8-31 25.8% FT % 1st Half: 6-8 75.0% 2nd half: 17-18 94.4% Game: 23-26 88.5%																
															Deadball Rebounds 1	

MONTANA BASKETBALL



Game #21

Jan. 27, 2018
Missoula, Mont.

Griz 82 **NAU 64**

Northern Arizona 64 • 4-18, 1-8 BSC

#	Player	Total			3-Ptr			Rebounds			PF	TP	A				Min
		FG-FGA	FG-FGA	FT-FTA	Off	Def	Tot	TO	Blk	Stl							
25	Brooks Debisschop	f	2-5	0-2	2-2	2	6	8	3	6	0	4	0	0	0	31	
32	Chris Bowling	f	2-6	1-2	0-0	1	3	4	0	5	2	2	0	0	0	21	
33	Isaiah Thomas	f	1-3	0-0	1-2	2	1	3	3	3	0	1	0	0	0	12	
00	Torry Johnson	g	5-9	3-4	6-7	0	0	0	1	19	0	7	0	1	0	30	
03	Gino Littles	g	3-8	2-5	1-2	1	5	6	0	9	1	1	0	1	0	37	
01	Carlos Hines		1-5	0-1	2-2	0	1	1	1	4	1	2	0	0	0	13	
02	Corey Brown		3-6	0-1	1-2	2	1	3	2	7	0	1	0	0	0	13	
14	Karl Harris		3-6	1-1	4-4	1	2	3	1	11	1	2	0	0	0	19	
55	Ruben Fumba		0-0	0-0	0-0	2	1	3	3	0	0	2	0	0	0	24	
	Team					1	0	1									
Totals			20-48	7-16	17-21	12	20	32	14	64	5	22	0	2	0	200	

FG % 1st Half: 10-27 37.0% 2nd half: 10-21 47.6% Game: 20-48 41.7%
3FG % 1st Half: 3-10 30.0% 2nd half: 4-6 66.7% Game: 7-16 43.8%
FT % 1st Half: 1-2 50.0% 2nd half: 16-19 84.2% Game: 17-21 81.0%

Montana 82 • 16-5, 9-0 BSC

#	Player	Total		3-Ptr		Rebounds			PF	TP	A TO Blk Stl				Min
		FG-FGA	FG-FGA	FT-FTA	Off	Def	Tot	A			TO	Blk	Stl		
15	AKOH, Jamar	f	8-9	0-0	1-3	3	1	4	2	17	0	2	0	0	30
20	KRSLOVIC, Fabijan	f	2-3	0-1	0-0	0	1	1	2	4	3	0	0	1	17
00	OGUINE, Michael	g	8-15	7-12	0-0	0	2	2	1	23	2	1	1	3	31
14	RORIE, Ahmaad	g	5-13	2-7	0-0	2	3	5	3	12	4	2	0	3	34
24	MOOREHEAD, Bobby	g	1-2	1-2	0-0	0	2	2	3	3	1	3	0	1	20
01	FALLS, Timmy		2-5	2-5	0-0	0	0	0	1	6	1	1	0	0	16
03	BEVENS, Niko		0-0	0-0	0-0	0	0	0	0	0	0	0	0	0	2
04	PRIDGETT, Sayeed		5-9	0-0	0-0	2	3	5	3	10	2	2	0	1	24
05	NICHOLAS, Karl		1-2	0-0	1-2	2	4	6	3	3	1	3	1	0	15
10	ESPE, Lars		1-1	0-0	0-1	1	0	1	1	2	0	0	0	0	4
13	SPOJA, Trevor		0-1	0-1	0-0	0	0	0	1	0	0	0	0	0	3
40	BESOVIC, Admir		1-2	0-0	0-0	0	0	0	2	2	0	0	0	0	4
Team						1	1	2							
Totals			34-62	12-28	2-6	11	17	28	22	82	14	15	2	9	200

FG % 1st Half: 13-28 46.4% 2nd half: 21-34 61.8% Game: 34-62 54.8%
3FG % 1st Half: 4-12 33.3% 2nd half: 8-16 50.0% Game: 12-28 42.9%
FT % 1st Half: 1-2 50.0% 2nd half: 1-4 25.0% Game: 2-6 33.3%

Officials: Dan Church, Chad Shepherd, Matt Mason
Technical fouls: Northern Arizona-Corey Brown, Montana-FALLS, Timmy.
Attendance: 5108

Score by periods	1st	2nd	Total
Northern Arizona	24	40	64
Montana	31	51	82

	In Paint	Off T/O	2nd Chance	Fast Break	Bench
Points	10	11	6	0	22
UM	18	32	9	4	23

Game #22

Feb. 1, 2018
Greeley, Colo.

Griz 88 **79**

Montana 88 • 17-5, 10-0 BSC

#	Player		Total		3-Ptr		Rebounds			PF	TP	A TO Blk Stl			Min
			FG-FGA	FG-FGA	FT-FTA	Off	Def	Total	A			TO	Blk	Stl	
15	AKOH, Jamar	f	4-6	0-0	5-8	1	4	5	4	13	2	2	0	0	22
20	KRSLOVIC, Fabijan	f	8-10	0-0	5-6	2	6	8	4	21	0	2	1	1	26
00	OGUINE, Michael	g	2-5	0-1	1-2	1	3	4	2	5	1	0	0	1	21
14	RORIE, Ahmaad	g	8-18	1-2	0-0	3	3	6	3	17	1	3	1	0	39
24	MOOREHEAD, Bobby	g	5-8	4-5	4-7	3	6	9	4	18	0	2	0	1	39
01	FALLS, Timmy		0-2	0-1	1-3	1	3	4	3	1	6	0	0	1	25
04	PRIDGETT, Sayeed		4-7	0-0	1-3	0	2	2	4	9	0	3	0	1	21
05	NICHOLAS, Karl		1-2	0-0	2-3	1	0	1	1	4	0	0	0	0	7
Team						1	1	2							
Totals			32-58	5-9	19-32	13	28	41	25	88	10	12	2	5	200

FG % 1st Half: 14-32 43.8% 2nd half: 18-26 69.2% Game: 32-58 55.2%
3FG % 1st Half: 1-4 25.0% 2nd half: 4-5 80.0% Game: 5-9 55.6%
FT % 1st Half: 8-12 66.7% 2nd half: 11-20 55.0% Game: 19-32 59.4%

Northern Colorado 79 • 14-9, 5-5 BSC

#	Player		Total		3-Ptr		Rebounds			PF	TP	A TO Blk Stl				Min
			FG-FGA	FG-FGA	FT-FTA	Off	Def	Tot								
20	MORGAN, Tanner	f	2-3	0-0	0-0	1	0	1	5	4	2	2	0	0	0	14
22	SANDERS, Jalen	f	2-6	0-1	0-0	1	5	6	5	4	1	0	0	0	0	23
11	SPIGHT, Andre	g	8-18	5-10	11-11	1	4	5	2	32	2	1	1	1	1	38
12	RADEBAUGH, Jonah	g	2-4	1-3	3-4	0	5	5	3	8	2	1	0	0	0	40
00	DAVIS, Jordan	*	6-12	0-2	7-9	2	7	9	2	19	3	5	0	0	0	37
10	SYLLA, Ibrahim		0-0	0-0	0-0	0	1	1	2	0	0	2	1	0	0	3
13	GLOTTA, Chaz		3-6	1-4	0-1	0	1	1	2	7	3	0	0	0	0	24
23	DRGON, Matej		1-6	1-5	2-3	0	1	1	3	5	0	0	0	0	0	15
24	JOHNSON, Anthony		0-1	0-1	0-0	1	0	1	0	0	0	0	0	0	0	4
25	EDWARDS, Kai		0-0	0-0	0-0	0	0	0	1	0	0	0	0	0	0	2
	Team					1	1	2								
Totals			24-56	8-26	23-28	7	25	32	25	79	13	12	2	1	200	

FG % 1st Half: 13-26 50.0% 2nd half: 11-30 36.7% Game: 24-56 42.9%
3FG % 1st Half: 3-8 37.5% 2nd half: 5-18 27.8% Game: 8-26 30.8%
FT % 1st Half: 8-11 72.7% 2nd half: 15-17 88.2% Game: 23-28 82.1%

Officials: Winston Stith, Jeff Wooten, Dan Nowakowski
Technical fouls: Montana-None, Northern Colorado-None.
Attendance: 1413

Score by periods	1st	2nd	Total
Montana	37	51	88
Northern Colorado	37	42	79

	In Paint	Off T/O	2nd Chance	Fast Break	Bench
Points	30	14	12	6	14
UM	24	17	8	0	12

Game #23

Feb. 3, 2018
Grand Forks, N.D.

Griz 72 **67**

Montana 72 • 18-5, 11-0 BSC

#	Player		Total		3-Ptr		Rebounds			PF	TP	A				Min
			FG-FGA	FG-FGA	FT-FTA	Off	Def	Tot	To			Blk	Stl			
00	OGUINE, Michael	*	4-9	1-4	3-3	2	2	4	4	12	1	1	0	2	37	
14	RORIE, Ahmaad	*	3-11	1-5	2-2	0	2	2	1	9	7	2	0	0	38	
15	AKOH, Jamar	*	10-12	0-0	3-7	3	8	11	4	23	0	2	0	3	31	
20	KRSLOVIC, Fabijan	*	4-7	0-0	4-5	1	2	3	4	12	2	2	0	1	29	
24	MOOREHEAD, Bobby	*	1-8	1-6	0-0	1	4	5	4	3	2	1	0	1	24	
01	FALLS, Timmy		2-2	2-2	0-0	0	1	1	0	6	1	2	1	0	19	
04	PRIDGETT, Sayeed		3-7	0-1	1-2	0	4	4	3	7	4	3	0	1	20	
05	NICHOLAS, Karl		0-0	0-0	0-0	0	0	0	1	0	0	0	0	0	2	
	Team					0	1	1								
Totals			27-56	5-18	13-19	7	24	31	21	72	17	13	1	8	200	

FG % 1st Half: 16-31 51.6% 2nd half: 11-25 44.0% Game: 27-56 48.2%
3FG % 1st Half: 3-7 42.9% 2nd half: 2-11 18.2% Game: 5-18 27.8%
FT % 1st Half: 4-6 66.7% 2nd half: 9-13 69.2% Game: 13-19 68.4%

North Dakota 67 • 8-15, 3-8 BSC

#	Player	Total		3-Ptr		Rebounds			PF	TP	A			Blk	Stl	Min
		FG-FGA	FG-FGA	FT-FTA	Off	Def	Total	TO			Ass	Stl				
00	CRANDALL, Geno	*	5-8	1-2	2-3	2	2	4	2	13	2	3	1	1	31	
01	STEWART, Marlon	*	0-5	0-3	2-2	0	0	0	1	2	2	3	0	2	33	
13	JONES, Dale	*	1-9	0-5	4-4	0	8	8	4	6	1	2	0	1	28	
15	SEALES, Cortez	*	9-13	0-0	1-2	0	3	3	2	19	3	1	0	3	39	
32	AVANTS, Conner	*	4-7	0-0	7-12	5	6	11	3	15	2	3	0	0	32	
03	BROWN, Billy		2-4	1-3	0-0	0	3	3	0	5	0	1	0	0	17	
23	WALTER, Kienan		3-7	1-4	0-0	0	1	1	4	7	0	0	1	0	14	
30	BUCHANAN, Tray		0-0	0-0	0-0	0	0	0	1	0	0	1	0	0	6	
Team						2	3	5								
Totals			24-53	3-17	16-23	9	26	35	17	67	10	14	2	7	200	

FG % 1st Half: 14-26 53.8% 2nd half: 10-27 37.0% Game: 24-53 45.3%
3FG % 1st Half: 1

MONTANA BASKETBALL



Game #17

Jan. 11, 2018

Sacramento, Calif.

78 66

Montana 78 • 12-5, 5-0 BSC

#	Player		Total		3-Ptr		Rebounds			PF	TP	A	TO	Blk	Stl	Min
			FG	FGA	FG	FGA	FT	FTA	Off							
15	AKOH, Jamar	f	3-9	0-0	3-4	4	4	8	4	9	0	2	0	3	24	
20	KRSLOVIC, Fabijan	f	3-4	0-0	2-2	2	6	8	3	8	1	3	0	0	26	
00	OGUINE, Michael	g	5-8	1-2	5-5	2	2	4	1	16	3	0	0	4	32	
14	RORIE, Ahmaad	g	8-15	2-4	5-5	0	1	1	3	23	6	2	0	3	35	
24	MOOREHEAD, Bobby	g	4-8	3-6	2-2	0	1	1	2	13	1	0	0	1	31	
01	FALLS, Timmy	g	2-3	1-1	0-0	0	0	0	4	5	1	2	0	1	18	
04	PRIDGETT, Sayeed	g	0-6	0-0	0-0	0	2	2	2	0	1	2	0	2	24	
05	NICHOLAS, Karl	g	1-4	0-0	2-4	0	5	5	3	4	0	1	0	0	10	
Team						7	0	7								
Totals			26-57	7-13	19-22	15	21	36	22	78	13	12	0	14	200	

FG % 1st Half: 14-31 45.2% 2nd half: 12-26 46.2% Game: 26-57 45.6%
 3FG % 1st Half: 4-7 57.1% 2nd half: 3-6 50.0% Game: 7-13 53.8%
 FT % 1st Half: 0-0 0.0% 2nd half: 19-22 86.4% Game: 19-22 86.4%

Sacramento State 66 • 4-13, 1-3 BSC

#	Player		Total		3-Ptr		Rebounds			PF	TP	A TO Blk Stl			Min
			FG	FGA	FG	FGA	FT	FTA	Off			Def	Tot	A	
03	STRINGS, Justin	f	6-11	0-1	8-12	3	6	9	2	20	2	3	1	0	37
23	FOWLER, Bryce	f	1-2	1-2	0-0	0	2	2	3	3	1	2	0	1	26
30	PATTON, Joshua	f	3-4	0-0	3-6	1	1	2	4	9	0	3	2	0	22
02	M.LE'AF, Izayah	f	4-10	2-5	0-1	0	2	2	2	10	3	3	0	0	34
14	WU, Jeff	g	1-2	1-1	0-0	0	2	2	2	3	2	1	0	1	27
01	JACOBS, Chibueze	g	0-0	0-0	0-0	0	0	0	0	0	0	0	0	0	4
11	HICKS, Kevin	g	1-3	0-1	0-0	0	0	0	0	2	0	0	0	0	8
12	TOLBERT, Jordan	g	4-6	3-4	2-2	0	2	2	1	13	1	4	0	2	21
25	MARTIN, Calvin	g	1-2	0-0	4-6	2	1	3	4	6	1	1	0	2	17
50	HERRICK, James	g	0-0	0-0	0-0	0	0	0	3	0	0	0	0	0	4
	Team					0	0	0							
Totals			21-40	7-14	17-27	6	16	22	20	66	10	17	3	6	200

FG % 1st Half: 14-25 56.0% 2nd half: 7-15 46.7% Game: 21-40 52.5%
 3FG % 1st Half: 6-10 60.0% 2nd half: 1-4 25.0% Game: 7-14 50.0%
 FT % 1st Half: 1-5 20.0% 2nd half: 16-22 72.7% Game: 17-27 63.0%

Officials: Glen Mayberry, Mark Cook, Charles Robinson
 Technical fouls: Montana-None. Sacramento State-TEAM.
 Attendance: 721

Score by periods	1st	2nd	Total
Montana	32	46	78
Sacramento State	35	31	66

	Points	In	Off	2nd	Fast	Bench
UM	30	11	13	4	9	21
SAC	16	15	7	2	2	21

Game #18

Jan. 13, 2018

Portland, Ore.

92 89

Montana 92 • 13-5, 6-0 BSC

#	Player		Total		3-Ptr		Rebounds			PF	TP	A TO Blk			Stl	Min
			FG-FGA	FG-FGA	FT-FTA	Off	Def	Tot	TO			Blk	Stl			
15	AKOH, Jamar	f	3-7	0-0	5-6	4	5	9	5	11	2	2	0	0	26	
20	KRSLOVIC, Fabijan	f	5-6	0-0	5-9	4	4	8	2	15	3	0	0	1	33	
00	OGUINE, Michael	g	12-17	3-5	12-16	2	6	8	4	39	2	2	1	2	35	
14	RORIE, Ahmaad	g	4-9	1-2	7-8	0	1	1	4	16	2	4	0	2	32	
24	MOOREHEAD, Bobby	g	1-4	1-4	0-0	0	4	4	4	3	1	3	0	1	30	
01	FALLS, Timmy	g	0-1	0-0	2-2	0	0	0	2	2	3	5	0	1	19	
04	PRIDGETT, Sayeed	g	2-4	0-0	2-6	1	3	4	2	6	0	3	0	0	21	
05	NICHOLAS, Karl	g	0-0	0-0	0-0	0	0	0	2	0	0	0	0	0	2	
10	ESPE, Lars	g	0-1	0-0	0-0	0	0	0	0	0	0	0	0	0	2	
13	SPOJA, Trevor	g	0-0	0-0	0-0	0	0	0	0	0	0	0	0	0	0+	
Team						0	4	4								
Totals			27-49	5-11	33-47	11	27	38	25	92	13	19	1	7	200	

FG % 1st Half: 12-21 57.1% 2nd half: 15-28 53.6% Game: 27-49 55.1%
 3FG % 1st Half: 2-3 66.7% 2nd half: 3-8 37.5% Game: 5-11 45.5%
 FT % 1st Half: 16-23 69.6% 2nd half: 17-24 70.8% Game: 33-47 70.2%

Portland State 89 • 12-6, 2-3 BSC

#	Player		Total		3-Ptr		Rebounds			PF	TP	A TO Blk Stl			Min
			FG-FGA	FG-FGA	FT-FTA	Off	Def	Tot	TO			Blk	Stl		
44	EDWARDS, Ryan	c	4-6	0-0	3-3	2	0	2	5	11	0	1	1	0	8
00	CANDA, Bryce	g	15-16	1-3	4-4	5	7	12	1	17	1	3	0	0	37
02	MAYHEW, Michael	g	1-7	1-6	2-2	3	0	3	3	5	2	1	0	3	23
03	NORTH, Deontae	g	8-19	1-6	1-3	3	4	7	4	18	1	0	0	1	36
23	WOODS, Holland	g	5-11	2-4	4-4	1	0	1	4	16	5	4	0	2	37
05	FARRIS, Traylin	g	3-6	0-0	0-0	1	1	2	5	6	0	0	1	1	14
10	WILSON, Devyn	g	0-0	0-0	0-0	1	0	1	0	1	0	0	1	0	4
11	STRICKLAND, Deante	g	1-4	0-3	1-1	0	0	0	1	3	3	2	0	2	18
15	TUCKER, Braxton	g	0-1	0-0	1-2	1	1	2	3	1	0	1	0	1	8
25	BROWN, Derek	g	5-8	0-2	2-3	1	2	3	5	12	1	1	0	1	15
30	CARTER, Vonte	g	0-0	0-0	0-0	0	0	0	0	0	0	0	0	0	0+
Team						1	1	2							
Totals			33-77	5-24	18-22	19	16	35	32	89	13	14	2	11	200

FG % 1st Half: 16-43 37.2% 2nd half: 17-34 50.0% Game: 33-77 42.9%
 3FG % 1st Half: 4-14 28.6% 2nd half: 1-10 10.0% Game: 5-24 20.8%
 FT % 1st Half: 12-13 92.3% 2nd half: 6-9 66.7% Game: 18-22 81.8%

Officials: Charles Rydzak, Ryan Holmes, Dan Church
 Technical fouls: Montana-RORIE, Ahmaad; TEAM, Portland State-FARRIS, Traylin; TEAM.
 Attendance: 925

Score by periods	1st	2nd	Total
Montana	42	50	92
Portland State	48	41	89

	Points	In	Off	2nd	Fast	Bench
UM	40	16	18	4	8	22
PSU	50	22	18	4	22	

Game #19

Jan. 20, 2018

Bozeman, Mont.

67 52

Montana 67 • 14-5, 7-0 BSC

#	Player		Total		3-Ptr		Rebounds			PF	TP	A			Stl	Min
			FG-FA	FG-FA	FT-FTA	Off	Def	Tot	TO			Blk	Stl			
15	AKOH, Jamar	f	6-9	0-1	3-4	3	6	9	4	15	0	3	0	2	31	
24	MOOREHEAD, Bobby	f	3-7	1-4	3-5	1	11	12	3	10	2	1	1	2	34	
20	KRSLOVIC, Fabijan	c	3-4	0-0	0-0	0	2	2	3	6	0	1	0	0	25	
00	OGUINE, Michael	g	3-11	0-1	3-4	2	4	6	3	9	2	1	0	0	28	
14	RORIE, Ahmaad	g	6-16	1-3	0-0	0	1	1	1	13	2	0	1	0	38	
01	FALLS, Timmy	g	3-7	2-3	0-0	1	0	1	3	8	4	1	0	0	19	
04	PRIDGETT, Sayeed	g	1-2	0-0	2-2	1	2	3	4	4	0	1	1	3	18	
05	NICHOLAS, Karl	g	1-2	0-0	0-1	0	0	0	2	2	0	0	0	0	7	
13	SPOJA, Trevor	g	0-0	0-0	0-0	0	0	0	0	0	0	0	0	0	0+	
	Team					1	1	2								
Totals			26-58	4-12	11-16	9	27	36	23	67	10	8	3	7	200	

FG % 1st Half: 13-28 46.4% 2nd half: 13-30 43.3% Game: 26-58 44.8%
 3FG % 1st Half: 1-4 25.0% 2nd half: 3-8 37.5% Game: 4-12 33.3%
 FT % 1st Half: 6-7 85.7% 2nd half: 5-9 55.6% Game: 11-16 68.8%

Montana State 52 • 11-9, 4-3 BSC

#	Player		Total		3-Ptr		Rebounds			PF	TP	A TO Blk Stl			Min
			FG-FGA	FG-FGA	FT-FTA	Off	Def	Tot	TO			Blk	Stl		
02	BLEVINS, Keljin	f	2-10	0-1	5-7	4	8	12	1	9	2	4	1	1	28
03	HALL, Tyler	f	3-9	1-6	3-4	1	2	3	2	10	0	1	0	0	29
04	NEUMANN, Sam	c	2-4	0-1	0-1	2	4	6	3	4	3	0	0	2	26
05	FREY, Harald	g	5-10	2-5	1-3	0	1	1	0	13	4	1	0	0	35
10	KLINES, Devonte	g	0-4	0-0	0-0	0	1	1	4	0	0	4	1	0	24
00	GREEN, Zach		1-4	0-0	1-2	1	4	5	2	3	0	0	0	0	12
01	MVUEZOLU JR., Joe		1-6	0-2	5-7	1	4	5	0	7	0	1	1	0	24
22	FREY, Konner		2-3	0-1	2-2	3	3	6	4	6	1	1	0	0	14
33	NIKKARINEN, Lassi		0-0	0-0	0-0	1	1	2	0	0	1	0	0	0	8
	Team					1	0	1							
Totals			16-50	3-16	17-26	14	22	41	18	52	9	13	3	3	200

MONTANA BASKETBALL



Game #29

March 1, 2018
Missoula, Mont.

Griz 75 **57**

Weber State 57 • 19-10, 12-5 BSC

#	Player	Total		3-Ptr		Rebounds			PF	TP	A	TO	Blk	Stl	Min
		FG-FGA	FG-FGA	FT-FTA	Off Def Tot	PF	TP	A TO Blk Stl							
11	KOZAK, Michal	f	2-5	1-3	2-2	0	2	2	2	7	1	2	0	2	31
23	CHAPMAN, Brekkott	f	7-16	0-2	0-1	1	7	8	4	14	1	0	2	1	34
44	BRAXTON, Zach	c	1-6	0-0	2-3	0	4	4	5	4	0	0	2	0	16
10	HARDING, Jerrick	g	7-13	0-1	5-5	1	0	1	0	19	1	5	0	0	37
22	RICHARDSON, Ryan	g	2-7	1-4	0-2	2	2	2	2	5	0	2	1	2	37
02	NELSON, Ricky		3-5	0-0	0-1	0	2	2	1	6	0	0	0	0	26
03	DALLAS, Jordan		0-0	0-0	2-2	0	0	0	0	2	0	0	0	0	3
04	COURT, Riley		0-0	0-0	0-0	0	0	0	0	0	0	0	0	0	1
21	ARY-TURNER, Trevon		0-0	0-0	0-0	0	0	0	0	0	0	0	0	0	1
25	BAKER, Dusty		0-2	0-1	0-0	0	1	1	1	0	0	1	0	0	13
34	MORRIS, Brenden		0-0	0-0	0-0	0	1	1	0	0	0	0	0	0	1
Team					1	1	2								
Totals			22-54	2-11	11-16	5	20	25	15	57	3	10	5	5	200

FG % 1st Half: 12-29 41.4% 2nd half: 10-25 40.0% Game: 22-54 40.7%
3FG % 1st Half: 0-4 0.0% 2nd half: 2-7 28.6% Game: 2-11 18.2%
FT % 1st Half: 5-5 100.0 2nd half: 6-11 54.5% Game: 11-16 68.8%

Deadball
Rebounds
1

Montana 75 • 22-7, 15-2 BSC

#	Player	Total		3-Ptr		Rebounds			PF	TP	A	TO	Blk	Stl	Min
		FG-FGA	FG-FGA	FT-FTA	Off Def Tot	PF	TP	A TO Blk Stl							
15	AKOH, Jamar	f	6-9	0-0	0-2	0	6	6	2	12	3	4	1	1	33
20	KRSLOVIC, Fabijan	f	7-12	0-0	1-4	4	7	11	3	15	3	4	1	0	31
00	OGUINE, Michael	g	4-10	0-3	3-3	3	5	8	2	11	3	1	0	2	33
14	RORIE, Ahmaad	g	7-11	3-3	3-3	1	4	5	2	20	7	3	0	0	36
24	MOOREHEAD, Bobby	g	3-5	1-2	0-0	0	2	2	1	7	3	0	0	2	26
01	FALLS, Timmy		1-2	0-1	2-2	0	3	3	3	4	2	0	0	1	17
03	BEVENS, Niko		0-0	0-0	0-0	0	0	0	0	0	0	0	0	0	1
04	PRIDGETT, Sayeed		3-7	0-0	0-0	2	1	3	2	6	1	2	0	1	17
05	NICHOLAS, Karl		0-1	0-0	0-0	0	0	0	1	0	0	0	0	0	3
10	ESPE, Lars		0-0	0-0	0-0	0	0	0	0	0	0	0	0	0	1
13	SPOJA, Trevor		0-1	0-0	0-0	0	0	0	0	0	0	0	0	0	1
40	BESOVIC, Admir		0-0	0-0	0-0	0	0	0	1	0	0	0	0	0	1
Team					1	3	4								
Totals			31-58	4-9	9-14	11	31	42	17	75	22	15	2	7	200

FG % 1st Half: 15-29 51.7% 2nd half: 16-29 55.2% Game: 31-58 53.4%
3FG % 1st Half: 1-4 25.0% 2nd half: 3-5 60.0% Game: 4-9 44.4%
FT % 1st Half: 5-5 100.0 2nd half: 4-9 44.4% Game: 9-14 64.3%

Deadball
Rebounds
1

Officials: Chris Rastatter, Tommy Nunez, Nate Harris
Technical fouls: Weber State-None. Montana-None.
Attendance: 4922

Score by periods	1st	2nd	Total
Weber State	29	28	57
Montana	36	39	75

Points	In	Off	2nd	Fast	Bench
WSU	24	14	4	2	8
UM	42	11	21	2	10

Game #31

March 8, 2018
Reno, Nev.

Griz 84 **76**

North Dakota 76 • 12-20

#	Player	Total		3-Ptr		Rebounds			PF	TP	A	TO	Blk	Stl	Min
		FG-FGA	FG-FGA	FT-FTA	Off Def Tot	PF	TP	A TO Blk Stl							
13	JONES, Dale	f	8-19	6-13	2-3	1	7	8	3	24	0	2	0	1	32
23	WALTER, Kienan	f	2-4	0-1	0-0	0	5	5	4	4	0	1	0	1	34
00	CRANDALL, Geno	g	6-11	2-5	3-4	0	3	3	1	17	7	4	0	5	40
01	STEWART, Marlon	g	2-8	1-4	1-2	0	2	2	3	6	2	1	0	0	31
15	SEALES, Cortez	g	8-14	1-1	5-6	1	2	3	1	22	2	2	1	2	37
06	BROWN, Billy		1-2	1-2	0-0	0	2	2	2	3	0	0	0	0	19
11	KINSEY, Jafar		0-1	0-0	0-0	1	0	1	2	0	1	0	0	1	8
30	BUCHANAN, Tray		0-0	0-0	0-0	0	0	0	1	0	0	0	0	0	0+
Team					1	3	4								
Totals			27-59	11-26	11-15	4	24	28	17	76	12	10	1	10	201

FG % 1st Half: 16-33 48.5% 2nd half: 11-26 42.3% Game: 27-59 45.8%
3FG % 1st Half: 8-15 53.3% 2nd half: 3-11 27.3% Game: 11-26 42.3%
FT % 1st Half: 2-2 100.0 2nd half: 9-13 69.2% Game: 11-15 73.3%

Deadball
Rebounds
1

Montana 84 • 24-7

#	Player	Total		3-Ptr		Rebounds			PF	TP	A	TO	Blk	Stl	Min
		FG-FGA	FG-FGA	FT-FTA	Off Def Tot	PF	TP	A TO Blk Stl							
15	AKOH, Jamar	r	1-5	0-0	0-0	1	4	5	0	2	0	0	0	1	22
20	KRSLOVIC, Fabijan	r	5-9	0-0	2-4	3	10	13	3	12	0	3	1	0	33
00	OGUINE, Michael	g	9-14	3-5	2-6	0	3	3	2	23	1	1	1	1	39
14	RORIE, Ahmaad	g	8-14	4-4	10-11	2	4	6	2	30	5	2	0	0	38
24	MOOREHEAD, Bobby	g	0-1	0-0	1-2	0	2	2	3	1	0	3	0	0	18
01	FALLS, Timmy		1-2	0-0	0-0	0	1	1	2	2	1	1	0	1	19
04	PRIDGETT, Sayeed		6-16	1-3	1-1	2	9	11	1	14	3	3	1	1	29
05	NICHOLAS, Karl		0-0	0-0	0-0	0	0	0	1	0	0	0	0	0	2
Team					2	0	2								
Totals			30-61	8-12	16-24	10	33	43	14	84	10	13	3	4	200

FG % 1st Half: 17-32 53.1% 2nd half: 13-29 44.8% Game: 30-61 49.2%
3FG % 1st Half: 6-9 66.7% 2nd half: 2-3 66.7% Game: 8-12 66.7%
FT % 1st Half: 2-6 33.3% 2nd half: 14-18 77.8% Game: 16-24 66.7%

Deadball
Rebounds
4

Officials: Casey McClellan, Mark Cook, Justin Shamion
Technical fouls: North Dakota-None. Montana-None.
Attendance:
Big Sky Tournament Quarterfinals

Score by periods	1st	2nd	Total
North Dakota	42	34	76
Montana	42	42	84

Points	In	Off	2nd	Fast	Bench
UND	22	14	2	6	3
UM	34	15	13	7	16

Last FG - UND 2nd-00:44, UM 2nd-01:50.
Largest lead - UND by 7 1st-07:20, UM by 10 2nd-01:00.
UND led for 12:48. UM led for 21:38. Game was tied for 05:34.

Score tied - 7 times.
Lead changed - 12 times.

Game #30

March 3, 2018
Missoula, Mont.

Griz 75 **64**

Idaho State 64 • 14-15, 9-9 BSC

#	Player	Total		3-Ptr		Rebounds			PF	TP	A	TO	Blk	Stl	Min
		FG-FGA	FG-FGA	FT-FTA	Off Def Tot	PF	TP	A TO Blk Stl							
21	STUTZMAN, Jared	f	4-8	2-4	0-0	1	2	3	3	10	4	2	4	1	38
13	TOPALOVIC, Novak	c	5-8	0-0	0-0	0	6	6	2	10	0	3	1	0	24
01	LUZCANDO, Geno	g	3-10	0-2	2-3	0	7	7	4	8	5	1	0	3	30
15	BOYD, Brandon	g	8-16	1-5	2-2	1	4	5	3	19	1	2	0	1	33
20	MOCAN, Balint	g	6-11	2-7	0-0	0	1	1	3	14	2	0	1	0	37
00	GARRITY, Hayes		0-0	0-0	0-0	0	0	0	2	0	0	1	0	0	1
04	DOWD, Sam		0-1	0-0	0-0	1	0	1	1	0	0	0	0	1	7
10	SUTTON, Lyle		0-0	0-0	0-0	0	0	0	0	0	0	0	0	0	0+
11	NAKKEN, Erik		0-1	0-1	0-0	0	1	1	1	0	0	1	0	0	13
22	MCCORD, Jacob		1-3	0-0	1-2	1	0	1	1	3	0	0	0	0	7
24	TRUMAN, Blake		0-0	0-0	0-0	0	2	2	0	0	0	2	0	1	10
Team					0	0	0								
Totals			27-58	5-19	5-7	4	23	27	20	64	12	12	6	7	200

FG % 1st Half: 10-25 40.0% 2nd half: 17-33 51.5% Game: 27-58 46.6%
3FG % 1st Half: 4-11 36.4% 2nd half: 1-8 12.5% Game: 5-19 26.3%
FT % 1st Half: 5-6 83.3% 2nd half: 0-1 0.0% Game: 5-7 71.4%

Deadball
Rebounds
1

Montana 75 • 23-7, 16-2 BSC

#	Player		Total		3-Ptr		Rebounds			PF	TP	A	TO	Blk	Stl	Min
			FG-FGA	FG-FGA	FT-FTA	Off	Def	Tot								
15	AKOH, Jamar	f	6-11	0-0	1-2	4	3	7	4	13	0	2	1	0	31	
20	KRSLOVIC, Fabijan	f	1-4	0-0	2-2	0	3	3	0	4	1	1	1	1	30	
00	OGUINE, Michael	g	6-15	0-4	10-15	7	8	15	2	22	2	2	1	0	37	
14	RORIE, Ahmaad	f	3-11	0-5	1-1	2	2	4	1	7	1	1	0	3	25	
24	MOOREHEAD, Bobby	g	2-5	2-4	0-0	0	1	1	1	6	1	1	1	1	31	
01	FALLS, Timmy	f	4-9	1-4	4-4	1	2	3	4	13	3	1	0	0	21	
04	PRIDGETT, Sayeed	f	5-8	0-0	0-0	1	7	8	0	10	0	3	0	0	25	
40	BESOVIC, Admir	f	0-0	0-0	0-0	0	0	0	0	0	0	0	0	0	04	
	Team					2	2	4								
Totals			27-63	3-17	18-24	17	28	45	12	75	8	11	4	5	200	

MONTANA BASKETBALL



Game #25

Feb. 10, 2018
Missoula, Mont.

71 69

Sacramento State 69 • 6-19, 3-9 BSC

#	Player		Total		3-Ptr		Rebounds			PF	TP	A TO Blk Stl			Min	
			FG-FGA	FG-FGA	FT-FTA	Off	Def	Tot	A			TO	Blk	Stl		
03	STRINGS, Justin	f	9-24	2-2	1-3	0	7	7	4	21	2	6	3	0	44	
25	MARTIN, Calvin	f	1-4	0-0	0-0	2	3	5	5	2	1	1	0	1	26	
30	PATTON, Joshua	f	4-7	0-0	6-6	0	8	8	5	14	0	3	1	0	27	
02	M.LE'AF'A, Izayah		4-7	3-5	0-0	0	5	5	2	11	4	1	1	1	42	
23	FOWLER, Bryce	g	3-6	2-2	0-0	0	5	5	1	8	4	0	0	0	42	
01	JACOBS, Chibueze		0-0	0-0	3-4	2	0	2	2	3	1	0	0	0	11	
11	HICKS, Kevin		0-0	0-0	0-0	0	0	0	0	0	0	0	0	0	0+	
12	TOLBERT, Jordan		3-8	0-3	1-2	0	1	1	1	7	2	0	0	0	23	
14	WU, Jeff		1-1	1-1	0-0	0	0	0	0	3	0	0	0	1	8	
50	HERRICK, James		0-1	0-0	0-1	0	3	3	0	0	0	0	0	0	2	
Team						1	0	1								
Totals				25-58	8-13	11-16	5	32	37	20	69	14	11	5	3	225

FG % 1st Half: 11-26 42.3% 2nd half: 12-24 50.0% OT: 2-8 25.0% Game: 25-58 43.1% Deadball Rebounds 2,1

3FG % 1st Half: 3-6 50.0% 2nd half: 4-6 66.7% OT: 1-1 100.0% Game: 8-13 61.5%

FT % 1st Half: 6-7 85.7% 2nd half: 2-5 40.0% OT: 3-4 75.0% Game: 11-16 68.8%

Montana 71 • 20-5, 13-0 BSC

#	Player		Total		3-Ptr		Rebounds			PF	TP	A TO Blk Stl			Min
			FG-FGA	FG-FGA	FT-FTA	Off	Def	Tot	A			TO	Blk	Stl	
15	AKOH, Jamar	f	4-8	0-0	5-7	5	5	10	5	13	2	2	2	0	31
20	KRSLOVIC, Fabijan		4-7	0-0	1-2	1	5	6	3	9	4	0	2	2	42
00	OGUINE, Michael	g	8-19	5-11	4-6	2	5	7	1	25	4	2	0	0	44
14	RORIE, Ahmaad	g	4-17	0-6	2-2	1	5	6	3	10	0	3	0	1	41
24	MOOREHEAD, Bobby	g	1-4	1-3	2-2	0	5	5	2	5	1	1	1	2	39
01	FALLS, Timmy		0-1	0-0	2-2	0	2	2	2	2	1	1	0	0	7
04	PRIDGETT, Sayeed		3-7	1-2	0-0	0	1	1	1	7	2	0	0	0	18
05	NICHOLAS, Karl		0-0	0-0	0-0	0	1	1	0	0	0	0	0	0	3
Team						1	2	3							
Totals			24-63	7-22	16-21	10	31	41	17	71	14	9	5	5	225

FG % 1st Half: 13-24 54.2% 2nd half: 9-30 30.0% OT: 2-9 22.2% Game: 24-63 38.1% Deadball Rebounds 1

3FG % 1st Half: 5-9 55.6% 2nd half: 2-11 18.2% OT: 0-2 0.0% Game: 7-22 31.8%

FT % 1st Half: 3-5 60.0% 2nd half: 7-8 87.5% OT: 6-8 75.0% Game: 16-21 76.2%

Officials: Mark Cook, Ryan Holmes, Chad Shepherd
Technical fouls: Sacramento State-None. Montana-None.
Attendance: 4592

Score by periods	1st	2nd	OT	Total
Sacramento State	31	30	8	69
Montana	34	27	10	71

Points	In	Off	2nd	Fast	Bench
SAC	14	5	7	2	13
UM	18	14	11	0	9

Game #26

Feb. 15, 2018
Missoula, Mont.

74 65

Montana 65 • 20-6, 13-1 BSC

#	Player	Total			Rebounds			PF	TP	A	TO	Blk	Stl	Min
		FG-FGA	3P-FGA	FT-FTA	Off	Def	Tot							
00	OGUINE, Michael	* 3-10	2-6	0-0	1	3	4	3	8	0	1	0	0	32
14	RORIE, Ahmaad	* 5-11	4-7	4-4	1	1	2	0	18	4	5	0	1	38
15	AKOH, Jamar	* 3-8	0-1	1-2	1	3	4	2	7	0	2	1	2	25
20	KRSLOVIC, Fabijan	* 4-4	0-0	4-5	1	1	2	3	12	1	3	0	2	25
24	MOOREHEAD, Bobby	* 0-6	0-6	0-0	0	8	8	3	0	3	0	0	1	30
01	FALLS, Timmy	1-3	0-2	1-2	0	0	0	2	3	4	2	0	2	18
03	BEVENS, Niko	0-0	0-0	0-0	0	0	0	0	0	0	0	0	0	1
04	PRIDGETT, Sayeed	5-8	0-0	5-6	2	3	5	2	15	1	1	0	1	24
05	NICHOLAS, Karl	1-1	0-0	0-0	0	0	0	2	2	1	1	0	0	7
Team					1	1	2							
Totals		22-51	6-22	15-19	7	20	27	17	65	14	15	1	9	200

FG % 1st Half: 11-25 44.0% 2nd half: 11-26 42.3% Game: 22-51 43.1% Deadball Rebounds 1

3FG % 1st Half: 5-12 41.7% 2nd half: 1-10 10.0% Game: 6-22 27.3%

FT % 1st Half: 5-6 83.3% 2nd half: 10-13 76.9% Game: 15-19 78.9%

Eastern Washington 74 • 13-13, 8-5 BSC

#	Player	Total		3-Ptr		Rebounds					PF	TP	A	TO	Blk	Stl	Min
		FG-FGA	FG-FGA	FT-FTA	Off	Def	Tot	PF	TP								
02	GIBSON, Ty	*	1-1	1-1	0-0	0	1	1	1	3	1	2	0	3		20	
11	PERRY, Jack	*	1-3	1-2	1-2	0	2	2	1	4	2	1	0	1		16	
14	PEATLING, Mason	*	4-8	0-0	1-2	1	3	4	5	9	3	2	1	1		24	
20	BENZEL, Cody	*	3-8	2-7	0-0	0	3	3	0	8	1	0	0	0		34	
32	BLIZNYUK, Bogdan	*	8-13	1-1	2-2	1	5	6	1	19	5	5	1	1		40	
04	WASHINGTON, Sir		0-2	0-1	5-7	1	6	7	1	5	3	2	0	0		29	
10	DAVISON, Jacob		4-6	2-3	2-2	1	3	4	3	12	0	1	0	0		16	
14	GRICIUNAS, Benas		6-6	0-0	2-3	1	1	2	4	14	0	0	0	0		15	
35	HUNT, Jesse		0-1	0-0	0-0	0	1	1	2	0	0	2	1	0		6	
	Team					0	0	0									
Totals			27-48	7-16	13-18	5	25	30	18	74	15	15	3	6		200	

FG % 1st Half: 16-26 61.5% 2nd half: 11-22 50.0% Game: 27-48 56.3% Deadball Rebounds 1

3FG % 1st Half: 2-8 25.0% 2nd half: 5-8 62.5% Game: 7-16 43.8%

FT % 1st Half: 1-3 33.3% 2nd half: 12-15 80.0% Game: 13-18 72.2%

Officials: Ron Brokenbrough, Toby Doolittle, Michael Cheatham
Technical fouls: Montana-None. Eastern Washington-None.
Attendance: 2354

Score by periods	1st	2nd	Total
Montana	32	33	65
Eastern Washington	35	39	74

Points	In	Off	2nd	Fast	Bench
UM	32	18	10	10	20
EWU	30	14	9	5	31

Game #27

Feb. 17, 2018
Moscow, Idaho

79 77

Montana 77 • 20-7, 13-2 BSC

#	Player	FG-FGA	3-Ptr FG-FGA	FT-FTA	Rebounds Off Def Tot	PF	TP	A	TO	Blk	Stl	Min
00	OGUINE, Michael	* 6-12	1-4	4-5	2 1 3	4	17	3	0	0	2	31
14	RORIE, Ahmaad	* 6-15	3-7	4-4	1 3 4	1	19	4	1	0	0	44
15	AKOH, Jamar	* 5-8	0-0	1-2	1 5 6	4	11	0	4	1	1	30
20	KRSLOVIC, Fabijan	* 5-8	0-0	4-6	3 4 7	3	14	1	2	0	1	37
24	MOOREHEAD, Bobby	* 1-6	1-4	2-2	2 3 5	1	5	2	3	0	2	42
01	FALLS, Timmy	1-3	1-1	1-3	0 1 1	1	4	1	0	0	2	17
04	PRIDGETT, Sayeed	3-4	0-0	1-2	0 0 0	4	7	0	1	0	1	21
05	NICHOLAS, Karl	0-1	0-0	0-0	0 0 0	2	0	0	0	0	0	3
	Team				0 2 2							
Totals		27-57	6-16	17-24	9 19 28	20	77	11	11	1	9	225

FG % 1st Half: 13-26 50.0% 2nd half: 13-28 46.4% OT: 1-3 33.3% Game: 27-57 47.4% Deadball Rebounds 4,2

3FG % 1st Half: 3-9 33.3% 2nd half: 3-7 42.9% OT: 0-0 0.0% Game: 6-16 37.5%

FT % 1st Half: 6-6 100.0% 2nd half: 7-12 58.3% OT: 4-6 66.7% Game: 17-24 70.8%

Idaho 79 • 19-7, 11-3 BSC

#	Player	Total		3-Ptr		Rebounds			PF	TP	A			To	Bk	Stl	Min
		FG-FA	FG-FGA	FT-FTA	Off	Def	Tot	PF			TP	A	To				
04	BLAKE, Brayon	+	10-23	3-6	4-5	1	10	11	3	27	2	1	0	1	1	40	
11	SANDERS, Victor	+	6-7	4-4	5-6	0	1	1	5	21	2	4	0	1	1	26	
14	SHERWOOD, Chad	+	0-2	0-2	0-0	0	1	1	4	0	8	0	1	0	1	35	
23	SHERWOOD, Nate	+	3-5	2-2	0-0	3	4	7	3	8	0	2	1	1	1	31	
44	SCOTT, Jordan	+	2-5	1-2	0-0	1	0	1	3	5	2	3	1	0	1	42	
01	CALLANDRET, Perrion		0-1	0-0	0-1	0	2	2	0	0	0	2	0	1	7		
21	MKRTYCHYAN, Arkadiy		2-3	0-0	2-2	1	3	4	3	6	0	2	0	0	0	18	
25	ALLEN, Trevon		4-6	2-3	2-4	0	1	1	1	12	0	2	0	0	0	26	
Team						2	1	3									
Totals			27-52	12-19	13-18	8	23	31	22	79	14	16	3	4	225		

FG % 1st Half: 12-23 52.2% 2nd half: 12-21 57.1% OT: 3-8 37.5% Game: 27-52 51.9% Deadball Rebounds 1,1

3FG % 1st Half: 3-6 50.0% 2nd half: 8-12 66.7% OT: 1-1 100.0% Game: 12-19 63.2%

FT % 1st Half: 8-10 80.0% 2nd half: 4-6 66

MONTANA BASKETBALL



Game #33

March 10, 2018
Reno, Nev.

Griz 82 EWU 65

Eastern Washington 65 • 20-14

#	Player	Total		3-Ptr		Rebounds			PF	TP	A TO Blk			Stl	Min
		FG	F-GA	FG	F-GA	Off	Def	Tot							
14	PEATLING, Mason	f	7-9	0-0	1-2	2	2	4	5	15	0	0	0	0	29
32	BLIZNYUK, Bogdan	f	7-15	1-2	0-0	1	6	7	1	15	4	6	0	0	40-
02	GIBSON, Ty	g	1-4	1-4	0-0	0	0	0	1	3	1	0	0	1	22
11	PERRY, Jack	g	3-8	3-7	0-0	0	3	3	2	9	1	1	0	1	35
20	BENZEL, Cody	g	1-5	1-5	0-0	0	0	0	1	3	0	1	0	0	19
04	WASHINGTON, Sir		0-7	0-3	0-0	0	0	0	2	0	3	1	0	0	20
10	DAVISON, Jacob		6-10	3-3	1-1	4	3	7	3	16	1	0	0	1	24
12	GIBB, Grant		0-0	0-0	0-0	0	0	0	0	0	0	0	0	0	1
15	GRICIUNAS, Benas		2-2	0-0	0-0	1	1	2	2	4	0	0	0	0	9
34	HUNT, Jesse		0-0	0-0	0-0	0	0	0	0	0	0	0	0	0	1
42	THOMAS, Joshua		0-0	0-0	0-0	0	0	0	0	0	0	0	0	0	0+
Team						0	3	3							
Totals			27-60	9-24	2-3	8	18	26	17	65	10	9	0	3	200

FG % 1st Half: 16-30 53.3% 2nd half: 11-30 36.7% Game: 27-60 45.0%
3FG % 1st Half: 8-13 61.5% 2nd half: 1-11 9.1% Game: 9-24 37.5%
FT % 1st Half: 0-0 0.0% 2nd half: 2-3 66.7% Game: 2-3 66.7%

Deadball
Rebounds
1

Montana 82 • 26-7

#	Player	Total		3-Ptr		Rebounds			PF	TP	A TO Blk			Stl	Min
		FG	F-GA	FG	F-GA	Off	Def	Tot							
15	AKOH, Jamar	f	3-4	0-0	0-0	2	3	5	1	6	1	1	0	0	26
20	KRSLOVIC, Fabijan	f	3-5	0-0	5-8	3	7	10	0	11	1	1	0	0	26
00	OGUINE, Michael	g	6-8	3-4	6-6	0	3	3	3	21	1	1	1	2	31
14	RORIE, Ahmaad	g	5-9	2-3	3-4	0	2	2	2	15	5	2	0	1	34
24	MOOREHEAD, Bobby	g	4-10	3-9	1-2	0	5	5	2	12	3	0	0	0	35
01	FALLS, Timmy		4-7	1-2	0-0	0	2	2	0	9	1	0	1	1	23
03	BEVENS, Niko		0-0	0-0	0-0	0	0	0	0	0	0	0	0	0	1
04	PRIDGETT, Sayeed		4-6	0-0	0-0	0	3	3	3	8	1	3	0	2	22
10	ESPE, Lars		0-0	0-0	0-0	0	0	0	0	0	0	0	0	0	1
13	SPOJA, Trever		0-0	0-0	0-0	0	0	0	0	0	0	0	0	0	1
40	BESOVIC, Admir		0-0	0-0	0-0	0	0	0	0	0	0	0	0	0	0+
Team						0	0	0							
Totals			29-49	9-18	15-20	5	25	30	11	82	13	8	2	7	200

FG % 1st Half: 12-23 52.2% 2nd half: 17-26 65.4% Game: 29-49 59.2%
3FG % 1st Half: 3-7 42.9% 2nd half: 6-11 54.5% Game: 9-18 50.0%
FT % 1st Half: 2-2 100.0% 2nd half: 13-18 72.2% Game: 15-20 75.0%

Deadball
Rebounds
2

Officials: Greg Nixon, Mike Greenstein, Kelly Pfeifer
Technical fouls: Eastern Washington-None. Montana-None.
Attendance: 1378
Big Sky Tournament Championship

Score by periods	1st	2nd	Total
Eastern Washington	40	25	65
Montana	29	53	82

Points	In	Off	2nd	Fast	Bench
EWU	28	8	9	2	20
UM	32	11	7	4	17

Game #34

March 15, 2018
Wichita, Kan.

M 61 Griz 47

Montana 47 • 26-8

#	Player	Total		3-Ptr		Rebounds			PF	TP	A TO Blk			Stl	Min
		FG	F-GA	FG	F-GA	Off	Def	Tot							
15	AKOH, Jamar	f	1-6	0-0	0-0	3	2	5	2	2	1	2	1	1	22
20	KRSLOVIC, Fabijan	f	2-5	0-0	1-2	1	2	3	2	5	0	1	0	0	34
00	OGUINE, Michael	g	5-11	1-3	4-4	1	6	7	4	15	3	3	0	0	33
14	RORIE, Ahmaad	g	6-17	2-7	1-1	1	6	7	1	15	2	1	0	2	39
24	MOOREHEAD, Bobby	g	1-5	0-3	1-2	1	8	9	4	3	0	1	1	1	39
01	FALLS, Timmy		0-1	0-1	0-0	0	0	0	5	0	1	3	0	1	15
04	PRIDGETT, Sayeed		3-11	0-1	1-2	1	1	2	3	7	0	1	0	2	18
Team						0	0	0							
Totals			18-56	3-15	8-11	8	25	33	21	47	7	12	2	7	200

FG % 1st Half: 11-28 39.3% 2nd half: 7-28 25.0% Game: 18-56 32.1%
3FG % 1st Half: 2-7 28.6% 2nd half: 1-8 12.5% Game: 3-15 20.0%
FT % 1st Half: 4-4 100.0% 2nd half: 4-7 57.1% Game: 8-11 72.7%

Deadball
Rebounds
2

Michigan 61 • 29-7

#	Player	Total		3-Ptr		Rebounds			PF	TP	A TO Blk			Stl	Min
		FG	F-GA	FG	F-GA	Off	Def	Tot							
04	Isaiah Livers	f	0-2	0-1	0-0	1	3	4	0	0	0	0	0	0	15
13	Moritz Wagner	f	2-6	1-1	0-0	2	4	6	4	5	2	3	0	0	32
01	Charles Matthews	g	7-13	0-3	6-8	0	11	11	1	20	1	5	0	0	38
03	Zavier Simpson	g	2-3	1-1	0-0	0	5	5	4	5	4	2	0	0	21
12	M-A Abdur-Rahkman	g	3-11	1-6	4-7	0	5	5	1	11	2	3	0	2	34
02	Jordan Poole		1-2	1-1	0-0	0	1	1	0	3	0	0	0	0	8
05	Jaaron Simmons		3-3	0-0	0-1	0	1	1	0	6	0	0	0	0	14
15	Jon Teske		0-2	0-0	2-4	2	0	2	0	2	1	0	2	1	8
22	Duncan Robinson		2-4	1-3	2-2	0	0	0	4	7	0	0	1	1	25
55	Eli Brooks		1-1	0-0	0-0	0	0	0	0	2	1	0	0	0	5
Team						0	1	1							
Totals			21-47	5-16	14-22	5	31	36	14	61	11	14	3	4	200

FG % 1st Half: 13-27 48.1% 2nd half: 8-20 40.0% Game: 21-47 44.7%
3FG % 1st Half: 2-8 25.0% 2nd half: 3-8 37.5% Game: 5-16 31.3%
FT % 1st Half: 3-8 37.5% 2nd half: 11-14 78.6% Game: 14-22 63.6%

Deadball
Rebounds
4

Officials: Ron Groover, Bert Smith, Deron White
Technical fouls: Montana-None. Michigan-None.
Attendance: 14019
NCAA Tournament First Round

Score by periods	1st	2nd	Total
Montana	28	19	47
Michigan	31	30	61

Points	In	Off	2nd	Fast	Bench
UM	26	9	7	0	7
MICH	26	13	5	0	20

Last FG - UM 2nd-01:09, MICH 2nd-05:12.
Largest lead - UM by 10 1st-15:59, MICH by 14 2nd-09:53.
UM led for 13:56. MICH led for 23:59. Game was tied for 02:05.

Score tied - 2 times.
Lead changed - 1 time.



MONTANA BASKETBALL



GENERAL

Name of School: University of Montana
 Abbreviation: UM
 City/Zip: Missoula, MT 59812
 Founded: Feb. 17, 1893
 Enrollment: 12,500
 Nickname: Grizzlies, Griz
 School Colors: Maroon (PMS 209) & Silver (PMS 8 C)
 Arena Name: Dahlberg Arena (7,322)
 Affiliation: NCAA Division I
 Conference: Big Sky Conference (Inaugural, 1963)
 President: Seth Bodnar
 Athletics Director: Kent Haslam
 Online Tickets: www.griztix.com
 Ticket Office Phone: 1-888-MONTANA

COACHING STAFF

Head Coach: Travis DeCuire
Alma Mater, Year: Montana, 1994
Record at UM: 85-49, 5th Season
Career Record Same
Big Sky Conference Record: 55-17
Office Phone: (406) 243-5334
Twitter: @CoachDeCuire
 Associate Head Coach: Chris Cobb
Alma Mater (Year): Menlo College, 2009
Seasons at UM: 5th Season
 Assistant Coach: Rachi Wortham
Alma Mater (Year): Eastern Washington, 2006
Seasons at UM: 3rd Season
 Assistant Coach: Jay Flores
Alma Mater (Year): Chico State, 2012
Seasons at UM: 3rd Season
 Graduate Assistant: Jesse Bartels
 Graduate Assistant: Anderson Klarke
 Program Coordinator: Julie Tonkin

HISTORY

First Year of Basketball: 1901-02
 All-Time Record: 1,465-1,239-1 (.542)
 All-Time Big Sky Record: 486-316 (.606)
 All-Time Home Record: 982-406 (.707)
 Record at Dahlberg Arena (Since 1953): 702-245 (.741)
 Big Sky Tournament Titles: 10 (Last: 2018)
 Big Sky Regular-Season Titles: 11 (Last: 2018)
 Big Sky Runners-Up: 10
 NCAA Tournament Berths: 11
 NCAA Tournament Record: 2-12
 Last NCAA Tournament Berth: 2018 (1st Round vs. Michigan)
 Last NCAA Tournament Win: 2006 (87-79 vs. #5 Nevada)
 NIT Berths: 4
 Last NIT Berth: 2015 (1st Round vs. Texas A&M)

TEAM INFORMATION

2017-18 Overall Record: 26-8 (.765)
 2017-18 Big Sky Record: 16-2 (.889)
 2017-18 Home Record: 14-0 (1.000)
 2017-18 Away Record: 8-6 (.571)
 2017-18 Neutral-Site Record: 4-2 (.667)
 2017-18 Regular Season Finish: 1st
 Big Sky Tournament Result: 3-0 (1st)
 2017-18 Postseason: NCAA Tournament First round
 Starters Returning/Lost: 4/1
 Letterwinners Returning/Lost: 6/6
 Newcomers: 6
 2017-18 Starts Returning: 80.0%
 2017-18 Minutes Returning: 81.3%
 2017-18 Points Per Game Returning: 85.2%
 2017-18 Rebounds Per Game Returning: 71.4%
 2017-18 Assists Per Game Returning: 85.2%
 2017-18 Steals Per Game Returning: 86.0%
 2017-18 Blocks Per Game Returning: 70.2%



NIC HALLISEY

Assistant Director of Communications
Men's Basketball, Volleyball, Track & Field

Email: nic.hallisey@umontana.edu
 Cell Phone: (970) 231-4789
 Mailing Address: 32 Campus Dr.
 Missoula, MT 59812
 Website: www.GoGriz.com
 Press Row Phone: (406) 243-4281

Services: The UM sports information department provides rosters, releases and updated statistics prior to every game at the Dahlberg Arena press row. Printed box scores will also be available for media during and immediately following the completion of home games. A complete box score will be emailed to media outlets and competing schools after the conclusion of each match.

Interviews: All player and coaching staff interviews must be made through Nic Hallisey at least one day in advance to assure a time slot. Players and coaches are not available prior to games.

Parking: Parking passes will be issued to media upon request. Please request parking from Nic Hallisey.

Photographers: Photographers are limited to the marked areas along sidelines and baselines in accordance with NCAA guidelines. Photographers will not be allowed in team bench areas or behind the official scorer's table.

Practices: Media is allowed at Griz basketball practice when proper notice has been given. Please call Nic Hallisey to check practice status (open or closed), as well as time and location.

Postgame: Following a cooling-off period, head coach Travis DeCuire and selected UM basketball players will be available to the media. Interviews are to take place on the Dahlberg Arena floor unless otherwise noted. A member of the UM sports information department will be available to assist in arranging postgame interviews as needed.



Twitter

@MontanaGrizBB #GrizHoops
 @UMGrizzlies #GoGriz
 #MontanaTough



Facebook

@MontanaGrizBB
 @UMGrizzlies



Instagram

@UMGrizzlies



YouTube

Griz TV



MONTANA BASKETBALL



TRAVIS DECUIRE

Head Coach | Fourth Season | Montana, 1994



Travis DeCure continues to rewrite Montana's record books as he enters his fifth season as head coach in 2018-19. During his four seasons, the former Griz player has led Montana to three postseason appearances and 20-win seasons, including 2017-18 campaign that featured Big Sky Conference regular-season and tournament titles and an appearance in the NCAA tournament.

DeCure (pronounced: dee-CURE) was tabbed as coach of the year by the Big Sky Conference and the NABC (District 6) in 2018, and made league history by becoming the fastest

coach ever to win 50 games (50-15). His current Big Sky winning percentage (55-17, .764) ranks third in league history and is best among coaches with at least 40 wins.

The 2017-18 season was historic on many levels, with Montana posting 26 victories (third in program history), winning both the Big Sky Conference regular-season and tournament titles, and advancing to the NCAA tournament. The 26-8 record included a 14-0 mark on their home court. In late December, Montana closed its non-conference slate with a winning record for the first time in six seasons – featuring a signature victory at Pitt – before beginning Big Sky play 13-0. The 13-game winning streak was the third-longest in school history, in addition to the third-longest active streak in the NCAA at the time. The stretch also featured a program-record seven consecutive road victories.

The Grizzlies finished the season ranked No. 14 in the final College Insider Mid-Major Top 25 poll. Montana had three representatives on the All-Big Sky teams, including first-team selection Ahmaad Rorie and Defensive Player of the Year Michael Oguine. During the 2017-18 season, both guards surpassed 1,000 career points, becoming the 32nd and 33rd players to join UM's exclusive list. Rorie became just the third in UM history to reach the milestone in just his second season.

Montana used the same starting lineup for all 34 contests, leading to a balanced effort. The Grizzlies led the Big Sky in five statistical categories and ranked in the top three in 14. Nationally, the Grizzlies ranked in the top 80 nationally for both scoring offense (78th) and defense (73rd) – one of 15 schools to do so. On offense, Montana shot better than 50 percent a dozen times, ranking 68th nationally at .467 on

DECUIRE AT A GLANCE

Personal

Hometown: Seattle, Wash.

Wife: Sabrina

Daughters: Brianna (24), Tamia (5)

Education

Montana, 1994

Bachelor's: Business Marketing

Coaching Capsule

Years	School	Position
2014-Pres.	Montana	Head Coach
2012-14	California	Associate Head Coach
2008-12	California	Assistant Coach
2003-08	Old Dominion	Assistant Coach
2001-03	Green River C.C.	Head Coach

Head Coaching Capsule

Year	Overall	BSC	Place	Postseason
2014-15	20-13	14-4	1st	NIT
2015-16	21-12	14-4	2nd	CBI
2016-17	16-16	11-7	5th	BSC Tour.
2017-18	26-8	16-2	1st	NCAA
2018-19	2-0	0-0	--	--
TOTALS	85-49	55-17	-	-



MONTANA BASKETBALL



the year. On defense, the Grizzlies were even better. They ranked in the top 30 nationally for turnovers forced (15.4, 22nd), steals (7.8, 23rd) and turnover margin (+3.0, 29th).

In his first season at the helm of a program with a rich history of success, DeCuire's Griz started the year picked to finish eighth in the conference. Led by future European professional Jordan Gregory, UM would go on to defy expectations and win the Big Sky regular-season championship and advance to the National Invitational Tournament (NIT) before finishing the season 20-13 (14-4 BSC).

At the time, he became only the second coach in UM history to notch 20 victories in his first season at the helm – a feat also accomplished by Blaine Taylor in 1991-92 (27-4).

In DeCuire's second year, he followed up with another 20-win season and another trip to the Big Sky championship game, this time led by future European professional Martin Breunig. DeCuire's Grizzlies would once again advance to the postseason, competing in the first round of the CBI tournament against Nevada, finishing with a 21-12 (14-4 BSC) record. He is the only coach in UM history to win at least 20 games in each of his first two seasons.

Paced by 10 underclassmen and just two seniors who played significant time, the Grizzlies went 16-16 (11-7 BSC) in 2016-17, earning a first-round bye in the Big Sky tournament. During the season, DeCuire became the second-fastest UM head coach to reach 50 wins (doing so in 84 contests).

The 2016-17 season was also the second consecutive year in which the Grizzlies have posted a team grade-point average above 3.0, earning NABC Team Academic Excellence recognition both seasons.

Prior to returning to his alma mater as head coach, DeCuire spent six seasons (2008-09 through 2013-14) on the University of California coaching staff – including the final four as associate head coach. Regarded as one of the top tutors in the game, DeCuire helped former Montana mentor Mike Montgomery – a member of the National Collegiate Basketball Hall of Fame – transform Cal into one of the winningest programs in the Pac-12 during his time in Berkeley. The Bears reached the postseason all six years he was on the staff, including the NCAA tournament four times. The Golden Bears boasted 130 wins in his six seasons – the best six-year stretch in school history – winning the 2010 Pac-10 championship. He coached numerous all-conference selections, including conference players of the year Jerome Randle (2010) and Jorge Gutierrez (2012).

DeCuire he spent five seasons (2003-04 through 2007-08) as an as-

sistant coach at Old Dominion, under former Griz head coach and player Blaine Taylor. There, he helped the Monarchs to a combined record of 117-53. The mark included 94 wins during his final four seasons – the most in school history over a four-year stretch. ODU reached the postseason each of those four seasons and advanced to the NCAA tournament in both 2005 and 2007 – winning a school-record 28 contests in 2005. Additionally, the Monarchs reached the NIT semifinals in 2006 and the quarterfinals of the College Basketball Invitational in 2008.

DeCuire, from Seattle, Wash., also has head coaching experience from stints at Sammamish High School and Green River Community College in Washington. At GRCC, DeCuire took over a last-place program and guided it to a conference championship and its first 20-win season in more than 20 years, earning league coach-of-the-year honors in 2003 – his second season. At Sammamish High School in Bellevue, DeCuire led his team to a pair of conference titles, a state tournament appearance and three consecutive trips to the district tournament.

As a point guard for Montana from 1992-94 DeCuire was named All-Big Sky Conference as a junior and senior. He set a school record in just three seasons with 435 career assists. He also established UM's single-season mark with 199 assists as a senior in 1993-94, when he was ranked 12th in the nation, averaging 7.1 assists a game. He was the recipient of the Grizzlies' Carl Dragstedt Award (MVP) as a junior and senior, and received the John Eaheart Award (Outstanding Defensive Player) following his senior year.

As a freshman at Chaminade-Hawaii, he was a starter and team MVP in 1990. He then transferred to Montana and redshirted in 1991. DeCuire attended Mercer Island High School (Wash.), where he was a three-year starter and all-state, team MVP, and a McDonald's All-America honorable mention pick as a senior.

He has a strong commitment to community service and founded and acted as president of the Fastbreak Basketball Association – an organization that assists in teaching life lessons and building self-esteem through basketball to more than 500 students in the Seattle-Tacoma area. Additionally, he has extensive experience in counseling at the Echo Glen Children's Center in Snoqualmie, Wash., from 1996-98, and with the Ryther Children's Center in North Seattle, from 1995-97.

DeCuire graduated from Montana in 1994 with a degree in business marketing. He and his wife, Sabrina, have two daughters – Brianna (24) and Tamia (5).



MONTANA BASKETBALL



O | MICHAEL OGUINE

Senior | Guard | 6-2 | 180 | Los Angeles, Calif. (Chaminade Prep H.S.)

MINUTES

 Season 36, vs. Georgia State (11/9/18)
 Career 44, on two occasions

STEALS

 Season 4, vs. Montana Tech (11/12/18)
 Career 5, on two occasions

POINTS

 Season 15, vs. Georgia State (11/9/18)
 Career 39, at Portland State (1/13/18)

FIELD GOALS

 Season 2, on two occasions
 Career 12, at Portland State (1/13/18)

REBOUNDS

 Season 10, vs. Georgia State (11/9/18)
 Career 15, vs. Idaho State (3/3/18)

FIELD-GOAL ATTEMPTS

 Season 6, vs. Montana Tech (11/12/18)
 Career 22, at Pitt (11/13/17)

ASSISTS

 Season 5, vs. Montana Tech (11/12/18)
 Career 5, on five occasions

THREE-POINTERS

 Season 1, vs. Georgia State (11/9/18)
 Career 7, vs. Northern Arizona (1/27/18)

BLOCKS

 Season 2, vs. Georgia State (11/9/18)
 Career 4, vs. Carroll (11/21/15)

FREE THROWS

 Season 10, vs. Georgia State (11/9/18)
 Career 12, at Portland State (1/13/18)

2018-19 GAME-BY-GAME STATISTICS

Date	Opponent	START	MIN	Total		3-Pointers		Free-Throws		Rebounds			PF	A	TO	BLK	STL	PTS	AVG
				FG-FGA	PCT	3FG-FGA	PCT	FT-FTA	PCT	OFF	DEF	TOT							
11/9	Georgia State	*	36	2-4	.500	1-2	.500	10-15	.667	2	8	10	3	4	0	2	1	15	15.0
11/12	Montana Tech	*	24	2-6	.333	0-1	.000	3-4	.750	1	3	4	1	5	1	1	4	7	11.0
11/16	vs. Incarnate Word																		
11/17	vs. TBD																		
11/18	vs. TBD																		
11/28	at Creighton																		
12/3	College of Idaho																		
12/8	at UC Irvine																		
12/17	North Dakota State																		
12/19	at Arizona																		
12/22	at South Dakota State																		
12/29	at Northern Arizona*																		
12/31	at Southern Utah*																		
1/3	Sacramento State*																		
1/5	Portland State*																		
1/10	at Eastern Washington*																		
1/12	at Northern Colorado*																		
1/19	at Idaho*																		
1/24	Idaho State*																		
1/26	Weber State*																		
2/2	at Montana State*																		
2/7	Idaho*																		
2/9	Eastern Washington*																		
2/14	at Weber State*																		
2/16	at Idaho State*																		
2/23	Montana State*																		
2/25	Northern Colorado*																		
3/2	Southern Utah*																		
3/4	Northern Arizona*																		
3/7	at Portland State*																		
3/9	at Sacramento State*																		

OGUINE'S CAREER STATISTICS

SEASON	GP	GS	MIN	AVG	FG	FGA	PCT	3FG	3FGA	PCT	FT	FTA	PCT	OFF	DEF	TOT	AVG	PF	FO	AST	T/O	BLK	STL	PTS	AVG
2015-16	33	30	1010	30.6	117	290	.403	31	99	.313	98	140	.700	21	125	146	4.4	97	2	61	62	13	34	363	11.0
2016-17	26	25	739	28.4	99	206	.481	19	51	.373	93	123	.756	52	104	156	6.0	91	7	43	32	8	37	310	11.9
2017-18	34	34	1096	32.2	177	384	.461	46	129	.357	137	186	.737	73	115	188	5.5	95	2	67	45	18	48	537	15.8
2018-19	2	2	60	30.0	4	10	.400	1	3	.333	13	19	.684	3	11	14	7.0	4	0	9	1	3	5	22	11.0
TOTAL	95	91	2905	30.6	397	890	.446	97	282	.344	341	468	.729	149	355	504	5.3	287	11	180	140	42	124	1232	13.0



MONTANA BASKETBALL



1 | TIMMY FALLS

Sophomore | Guard | 6-2 | 165 | Dublin, Calif. (Dublin H.S.)

MINUTES

 Season 24, vs. Montana Tech (11/12/18)
 Career 28, at Southern Utah (12/30/17)

POINTS

 Season 10, on two occasions
 Career 14, on two occasions

REBOUNDS

 Season 2, vs. Montana Tech (11/12/18)
 Career 4, at Northern Colorado (2/1/18)

ASSISTS

 Season 4, vs. Georgia State (11/9/18)
 Career 6, at Northern Colorado (2/1/18)

BLOCKS

 Season
 Career 1, on two occasions

STEALS

 Season 2, vs. Montana Tech (11/12/18)
 Career 3, vs. Northern Colorado (1/6/18)

FIELD GOALS

 Season 4, vs. Montana Tech (11/12/18)
 Career 5, vs. UC Irvine (12/19/17)

FIELD-GOAL ATTEMPTS

 Season 10, vs. Montana Tech (11/12/18)
 Career Same

THREE-POINTERS

 Season 2, on two occasions
 Career 4, vs. UC Irvine (12/19/17)

FREE THROWS

 Season 2, vs. Georgia State (11/9/18)
 Career 4, vs. Idaho State (3/3/18)

2018-19 GAME-BY-GAME STATISTICS

Date	Opponent	START	MIN	Total		3-Pointers		Free-Throws		Rebounds			PF	A	TO	BLK	STL	PTS	AVG
				FG-FGA	PCT	3FG-FGA	PCT	FT-FTA	PCT	OFF	DEF	TOT							
11/9	Georgia State	-	23	3-6	.500	2-3	.667	2-2	1.000	0	0	0	4	4	3	0	0	10	10.0
11/12	Montana Tech	*	24	4-10	.400	2-6	.333	0-0	.000	0	2	2	3	3	4	0	2	10	10.0
11/16	vs. Incarnate Word																		
11/17	vs. TBD																		
11/18	vs. TBD																		
11/28	at Creighton																		
12/3	College of Idaho																		
12/8	at UC Irvine																		
12/17	North Dakota State																		
12/19	at Arizona																		
12/22	at South Dakota State																		
12/29	at Northern Arizona*																		
12/31	at Southern Utah*																		
1/3	Sacramento State*																		
1/5	Portland State*																		
1/10	at Eastern Washington*																		
1/12	at Northern Colorado*																		
1/19	at Idaho*																		
1/24	Idaho State*																		
1/26	Weber State*																		
2/2	at Montana State*																		
2/7	Idaho*																		
2/9	Eastern Washington*																		
2/14	at Weber State*																		
2/16	at Idaho State*																		
2/23	Montana State*																		
2/25	Northern Colorado*																		
3/2	Southern Utah*																		
3/4	Northern Arizona*																		
3/7	at Portland State*																		
3/9	at Sacramento State*																		

FALLS' CAREER STATISTICS

SEASON	GP	GS	MIN	AVG	FG	FGA	PCT	3FG	3FGA	PCT	FT	FTA	PCT	OFF	DEF	TOT	AVG	PF	FO	AST	T/O	BLK	STL	PTS	AVG
2017-18	33	0	563	17.1	48	116	.414	22	54	.407	26	36	.722	7	25	32	1.0	78	3	51	41	2	25	144	4.4
2018-19	2	1	47	23.5	7	16	.438	4	9	.444	2	2	1.000	0	2	2	1.0	7	0	7	7	0	2	20	10.0
TOTAL	35	1	610	17.4	55	132	.417	26	63	.413	28	38	.737	7	27	34	1.0	85	3	58	48	2	27	164	4.7



MONTANA BASKETBALL



2 | DONAVEN DORSEY

RS-Senior | Guard | 6-7 | 216 | Lacey, Wash. (Washington/Timberline H.S.)

MINUTES

 Season 29, vs. Montana Tech (11/12/18)
 Career

POINTS

 Season 11, vs. Montana Tech (11/12/18)
 Career 17, vs. San Jose State (11/27/14)

REBOUNDS

 Season 2, on two occasions
 Career 5, on two occasions

ASSISTS

 Season
 Career 2, at Colorado (1/22/15)

BLOCKS

 Season
 Career 1, on two occasions

STEALS

 Season
 Career 1, on two occasions

FIELD GOALS

 Season 4, vs. Montana Tech (11/12/18)
 Career 5, vs. San Jose State (11/27/14)

FIELD-GOAL ATTEMPTS

 Season 7, vs. Montana Tech (11/12/18)
 Career 9, vs. Arizona State (2/15/15)

THREE-POINTERS

 Season 2, vs. Montana Tech (11/12/18)
 Career 5, vs. San Jose State (11/27/14)

FREE THROWS

 Season 1, vs. Montana Tech (11/12/18)
 Career 2, on two occasions

2018-19 GAME-BY-GAME STATISTICS

Date	Opponent	START	MIN	Total		3-Pointers		Free-Throws		Rebounds			PF	A	TO	BLK	STL	PTS	AVG
				FG-FGA	PCT	3FG-FGA	PCT	FT-FTA	PCT	OFF	DEF	TOT							
11/9	Georgia State	-	11	1-3	.333	0-2	.000	0-1	.000	0	2	2	0	0	0	0	0	2	2.0
11/12	Montana Tech	-	29	4-7	.571	2-5	.400	1-2	.500	0	2	2	0	0	0	0	0	11	6.5
11/16	vs. Incarnate Word																		
11/17	vs. TBD																		
11/18	vs. TBD																		
11/28	at Creighton																		
12/3	College of Idaho																		
12/8	at UC Irvine																		
12/17	North Dakota State																		
12/19	at Arizona																		
12/22	at South Dakota State																		
12/29	at Northern Arizona*																		
12/31	at Southern Utah*																		
1/3	Sacramento State*																		
1/5	Portland State*																		
1/10	at Eastern Washington*																		
1/12	at Northern Colorado*																		
1/19	at Idaho*																		
1/24	Idaho State*																		
1/26	Weber State*																		
2/2	at Montana State*																		
2/7	Idaho*																		
2/9	Eastern Washington*																		
2/14	at Weber State*																		
2/16	at Idaho State*																		
2/23	Montana State*																		
2/25	Northern Colorado*																		
3/2	Southern Utah*																		
3/4	Northern Arizona*																		
3/7	at Portland State*																		
3/9	at Sacramento State*																		

DORSEY'S CAREER STATISTICS

SEASON	GP	GS	MIN	AVG	FG	FGA	PCT	3FG	3FGA	PCT	FT	FTA	PCT	OFF	DEF	TOT	AVG	PF	FO	AST	T/O	BLK	STL	PTS	AVG
2014-15*	28	8	412	14.7	34	100	.340	30	89	.337	9	15	.600	8	39	47	1.7	61	1	7	12	3	3	107	3.8
2015-16*	27	0	248	9.2	21	57	.368	14	43	.326	3	7	.429	7	23	30	1.1	35	2	11	7	0	5	59	2.2
2016-17																									
2017-18																									
2018-19	2	0	40	20.0	5	10	.500	2	7	.286	1	3	.333	0	4	4	0	0	0	0	0	0	0	13	6.5
UM TOTAL	2	0	40	20.0	5	10	.500	2	7	.286	1	3	.333	0	4	4	0	0	0	0	0	0	0	13	6.5
DI TOTAL	57	8	700	12.0	60	167	.359	46	139	.331	13	25	.520	15	66	81	1.4	96	3	18	19	3	8	179	3.1

* Stats are from career at Washington



MONTANA BASKETBALL



3 | FREDDY BROWN III

Freshman | Guard | 6-2 | 164 | Seattle, Wash. (Nathan Hale H.S.)

MINUTES

 Season 5, vs. Montana Tech (11/12/18)
 Career Same

STEALS

 Season
 Career

POINTS

 Season
 Career

FIELD GOALS

 Season
 Career

REBOUNDS

 Season
 Career

FIELD-GOAL ATTEMPTS

 Season 2, vs. Montana Tech (11/12/18)
 Career Same

ASSISTS

 Season
 Career

THREE-POINTERS

 Season
 Career

BLOCKS

 Season
 Career

FREE THROWS

 Season
 Career

2018-19 GAME-BY-GAME STATISTICS


Date	Opponent	START	MIN	Total		3-Pointers		Free-Throws		Rebounds			PF	A	TO	BLK	STL	PTS	AVG
				FG-FGA	PCT	3FG-FGA	PCT	FT-FTA	PCT	OFF	DEF	TOT							
11/9	Georgia State			Did Not Play															
11/12	Montana Tech	-	5	0-2	.000	0-1	.000	0-0	.000	0	0	0	0	0	0	0	0	0	0.0
11/16	vs. Incarnate Word																		
11/17	vs. TBD																		
11/18	vs. TBD																		
11/28	at Creighton																		
12/3	College of Idaho																		
12/8	at UC Irvine																		
12/17	North Dakota State																		
12/19	at Arizona																		
12/22	at South Dakota State																		
12/29	at Northern Arizona*																		
12/31	at Southern Utah*																		
1/3	Sacramento State*																		
1/5	Portland State*																		
1/10	at Eastern Washington*																		
1/12	at Northern Colorado*																		
1/19	at Idaho*																		
1/24	Idaho State*																		
1/26	Weber State*																		
2/2	at Montana State*																		
2/7	Idaho*																		
2/9	Eastern Washington*																		
2/14	at Weber State*																		
2/16	at Idaho State*																		
2/23	Montana State*																		
2/25	Northern Colorado*																		
3/2	Southern Utah*																		
3/4	Northern Arizona*																		
3/7	at Portland State*																		
3/9	at Sacramento State*																		

BROWN'S CAREER STATISTICS

SEASON	GP	GS	MIN	AVG	FG	FGA	PCT	3FG	3FGA	PCT	FT	FTA	PCT	OFF	DEF	TOT	AVG	PF	FO	AST	T/O	BLK	STL	PTS	AVG
2018-19	1	0	5	5.0	0	2	.000	0	1	.000	-	-	-	0	0	0	0.0	0	0	0	0	0	0	0	0.0
TOTAL	1	0	5	5.0	0	2	.000	0	1	.000	-	-	-	0	0	0	0.0	0	0	0	0	0	0	0	0.0



MONTANA BASKETBALL



4 | SAYEED PRIDGETT

Junior | Guard | 6-5 | 200 | Oakland, Calif. (El Cerrito H.S.)

MINUTES

 Season 23, vs. Georgia State (11/9/18)
 Career 38, vs. Eastern Washington (1/26/17)

POINTS

 Season 10, on two occasions
 Career 28, at Sacramento State (1/21/17)

REBOUNDS

 Season 4, on two occasions
 Career 12, vs. CSUN (12/3/17)

ASSISTS

 Season 1, vs. Montana Tech (11/12/18)
 Career 4, on five occasions

BLOCKS

 Season 1, on two occasions
 Career 3, on three occasions

STEALS

 Season 1, vs. Montana Tech (11/12/18)
 Career 3, on three occasions

FIELD GOALS

 Season 5, vs. Georgia State (11/9/18)
 Career 12, at Sacramento State (1/21/17)

FIELD-GOAL ATTEMPTS

 Season 10, vs. Georgia State (11/9/18)
 Career 17, at Sacramento State (1/21/17)

THREE-POINTERS

 Season
 Career 1, on four occasions

FREE THROWS

 Season 2, vs. Montana Tech (11/12/18)
 Career 5, on two occasions

2018-19 GAME-BY-GAME STATISTICS

Date	Opponent	START	MIN	Total		3-Pointers		Free-Throws		Rebounds			PF	A	TO	BLK	STL	PTS	AVG
				FG-FGA	PCT	3FG-FGA	PCT	FT-FTA	PCT	OFF	DEF	TOT							
11/9	Georgia State	*	23	5-10	.500	0-1	.000	0-2	.000	4	0	4	3	0	5	1	0	10	10.0
11/12	Montana Tech	*	19	4-6	.667	0-0	.000	2-2	1.000	2	2	4	2	1	2	1	1	10	10.0
11/16	vs. Incarnate Word																		
11/17	vs. TBD																		
11/18	vs. TBD																		
11/28	at Creighton																		
12/3	College of Idaho																		
12/8	at UC Irvine																		
12/17	North Dakota State																		
12/19	at Arizona																		
12/22	at South Dakota State																		
12/29	at Northern Arizona*																		
12/31	at Southern Utah*																		
1/3	Sacramento State*																		
1/5	Portland State*																		
1/10	at Eastern Washington*																		
1/12	at Northern Colorado*																		
1/19	at Idaho*																		
1/24	Idaho State*																		
1/26	Weber State*																		
2/2	at Montana State*																		
2/7	Idaho*																		
2/9	Eastern Washington*																		
2/14	at Weber State*																		
2/16	at Idaho State*																		
2/23	Montana State*																		
2/25	Northern Colorado*																		
3/2	Southern Utah*																		
3/4	Northern Arizona*																		
3/7	at Portland State*																		
3/9	at Sacramento State*																		

PRIDGETT'S CAREER STATISTICS

SEASON	GP	GS	MIN	AVG	FG	FGA	PCT	3FG	3FGA	PCT	FT	FTA	PCT	OFF	DEF	TOT	AVG	PF	FO	AST	T/O	BLK	STL	PTS	AVG
2016-17	31	11	606	19.5	99	189	.524	1	10	.100	52	66	.788	33	88	121	3.9	79	0	44	45	16	11	251	8.1
2017-18	34	0	770	22.6	122	264	.462	3	16	.188	40	61	.656	35	111	146	4.3	102	2	44	65	14	41	287	8.4
2018-19	2	2	42	21.0	9	16	.563	0	1	.000	2	4	.500	6	2	8	4.0	5	0	1	7	2	1	20	10.0
TOTAL	67	13	1418	21.2	230	469	.490	4	27	.148	94	131	.718	74	201	275	4.1	186	2	89	117	32	53	558	8.3



MONTANA BASKETBALL



10 | EDDY EGUN

Freshman | Guard | 6-4 | 185 | Woodland Hills, Calif. (El Camino Real H.S.)

MINUTES

 Season
 Career

STEALS

 Season
 Career

POINTS

 Season
 Career

FIELD GOALS

 Season
 Career

REBOUNDS

 Season
 Career

FIELD-GOAL ATTEMPTS

 Season
 Career

ASSISTS

 Season
 Career

THREE-POINTERS

 Season
 Career

BLOCKS

 Season
 Career

FREE THROWS

 Season
 Career

2018-19 GAME-BY-GAME STATISTICS

Date	Opponent	START	MIN	Total		3-Pointers		Free-Throws		Rebounds			PF	A	TO	BLK	STL	PTS	AVG
				FG-FGA	PCT	3FG-FGA	PCT	FT-FTA	PCT	OFF	DEF	TOT							
11/9	Georgia State					Did Not Play													
11/12	Montana Tech					Did Not Play													
11/16	vs. Incarnate Word																		
11/17	vs. TBD																		
11/18	vs. TBD																		
11/28	at Creighton																		
12/3	College of Idaho																		
12/8	at UC Irvine																		
12/17	North Dakota State																		
12/19	at Arizona																		
12/22	at South Dakota State																		
12/29	at Northern Arizona*																		
12/31	at Southern Utah*																		
1/3	Sacramento State*																		
1/5	Portland State*																		
1/10	at Eastern Washington*																		
1/12	at Northern Colorado*																		
1/19	at Idaho*																		
1/24	Idaho State*																		
1/26	Weber State*																		
2/2	at Montana State*																		
2/7	Idaho*																		
2/9	Eastern Washington*																		
2/14	at Weber State*																		
2/16	at Idaho State*																		
2/23	Montana State*																		
2/25	Northern Colorado*																		
3/2	Southern Utah*																		
3/4	Northern Arizona*																		
3/7	at Portland State*																		
3/9	at Sacramento State*																		

EGUN'S CAREER STATISTICS

SEASON	GP	GS	MIN	AVG	FG	FGA	PCT	3FG	3FGA	PCT	FT	FTA	PCT	OFF	DEF	TOT	AVG	PF	FO	AST	T/O	BLK	STL	PTS	AVG
2018-19	0	0	0	0.0	0	0	-	0	0	-	0	0	-	0	0	0	0.0	0	0	0	0	0	0	0	0.0
TOTAL	0	0	0	0.0	0	0	-	0	0	-	0	0	-	0	0	0	0.0	0	0	0	0	0	0	0	0.0



MONTANA BASKETBALL



12 | KENDAL MANUEL

RS-Junior | Guard | 6-4 | 177 | Billing, Mont. (Oregon State/Skyview H.S.)

MINUTES

 Season 27, vs. Montana Tech (11/12/18)
 Career 39, vs. Utah (2/9/17)

POINTS

 Season 17, vs. Montana Tech (11/12/18)
 Career 20, at Washington State (1/4/17)

REBOUNDS

 Season 4, vs. Montana Tech (11/12/18)
 Career 8 vs. Oregon (3/4/17)

ASSISTS

 Season 3, vs. Montana Tech (11/12/18)
 Career 5 vs. Savannah State (12/11/16)

BLOCKS

 Season
 Career 1, on four occasions

STEALS

 Season 1, vs. Georgia State (11/9/18)
 Career 3, on three occasions

FIELD GOALS

 Season 5, vs. Montana Tech (11/12/18)
 Career 7, at Washington State (1/4/17)

FIELD-GOAL ATTEMPTS

 Season 8, vs. Georgia State (11/9/18)
 Career 13, vs. Savannah State (12/11/16)

THREE-POINTERS

 Season 2, on two occasions
 Career 6, at Washington State (1/4/17)

FREE THROWS

 Season 5, vs. Montana Tech (11/12/18)
 Career 6, vs. California (3/8/17)

2018-19 GAME-BY-GAME STATISTICS

Date	Opponent	START	MIN	Total		3-Pointers		Free-Throws		Rebounds			PF	A	TO	BLK	STL	PTS	AVG
				FG-FGA	PCT	3FG-FGA	PCT	FT-FTA	PCT	OFF	DEF	TOT							
11/9	Georgia State	-	13	2-8	.250	2-6	.333	0-0	.000	0	1	1	0	0	1	0	1	6	6.0
11/12	Montana Tech	-	27	5-5	1.000	2-2	1.000	5-6	.833	0	4	4	0	3	2	0	0	17	11.5
11/16	vs. Incarnate Word																		
11/17	vs. TBD																		
11/18	vs. TBD																		
11/28	at Creighton																		
12/3	College of Idaho																		
12/8	at UC Irvine																		
12/17	North Dakota State																		
12/19	at Arizona																		
12/22	at South Dakota State																		
12/29	at Northern Arizona*																		
12/31	at Southern Utah*																		
1/3	Sacramento State*																		
1/5	Portland State*																		
1/10	at Eastern Washington*																		
1/12	at Northern Colorado*																		
1/19	at Idaho*																		
1/24	Idaho State*																		
1/26	Weber State*																		
2/2	at Montana State*																		
2/7	Idaho*																		
2/9	Eastern Washington*																		
2/14	at Weber State*																		
2/16	at Idaho State*																		
2/23	Montana State*																		
2/25	Northern Colorado*																		
3/2	Southern Utah*																		
3/4	Northern Arizona*																		
3/7	at Portland State*																		
3/9	at Sacramento State*																		

MANUEL'S CAREER STATISTICS

SEASON	GP	GS	MIN	AVG	FG	FGA	PCT	3FG	3FGA	PCT	FT	FTA	PCT	OFF	DEF	TOT	AVG	PF	FO	AST	T/O	BLK	STL	PTS	AVG
2016-17*	32	25	923	28.8	86	229	.376	52	135	.385	24	34	.706	13	64	77	2.4	65	0	52	57	2	29	248	7.8
2017-18*	29	0	309	10.7	25	62	.403	14	37	.378	11	18	.611	3	32	35	1.2	27	0	8	13	2	10	75	2.6
2018-19	2	0	40	20.0	7	13	.538	4	8	.500	5	6	.833	0	5	5	2.5	0	0	3	3	0	1	23	11.5
UM TOTAL	2	0	40	20.0	7	13	.538	4	8	.500	5	6	.833	0	5	5	2.5	0	0	3	3	0	1	23	11.5
DI TOTAL	63	25	1272	20.2	118	304	.388	70	179	.391	40	58	.690	16	101	117	1.9	92	0	63	73	2	40	346	5.5

* Stats are from career at Oregon State



MONTANA BASKETBALL



13 | BEN CARTER

Freshman | Forward | 6-10 | 282 | Adelaide, Australia (Sacred Heart College)

MINUTES

 Season 7, vs. Montana Tech (11/12/18)
 Career Same

POINTS

 Season 2, vs. Montana Tech (11/12/18)
 Career Same

REBOUNDS

 Season 1, vs. Montana Tech (11/12/18)
 Career Same

ASSISTS

 Season
 Career

BLOCKS

 Season
 Career

STEALS

 Season
 Career

FIELD GOALS

 Season 1, vs. Montana Tech (11/12/18)
 Career Same

FIELD-GOAL ATTEMPTS

 Season 1, vs. Montana Tech (11/12/18)
 Career Same

THREE-POINTERS

 Season
 Career

FREE THROWS

 Season
 Career

2018-19 GAME-BY-GAME STATISTICS

Date	Opponent	START	MIN	Total		3-Pointers		Free-Throws		Rebounds			PF	A	TO	BLK	STL	PTS	AVG
				FG-FGA	PCT	3FG-FGA	PCT	FT-FTA	PCT	OFF	DEF	TOT							
11/9	Georgia State			Did Not Play															
11/12	Montana Tech	-	7	1-1	1.000	0-0	.000	0-1	.000	0	1	1	3	0	2	0	0	2	2.0
11/16	vs. Incarnate Word																		
11/17	vs. TBD																		
11/18	vs. TBD																		
11/28	at Creighton																		
12/3	College of Idaho																		
12/8	at UC Irvine																		
12/17	North Dakota State																		
12/19	at Arizona																		
12/22	at South Dakota State																		
12/29	at Northern Arizona*																		
12/31	at Southern Utah*																		
1/3	Sacramento State*																		
1/5	Portland State*																		
1/10	at Eastern Washington*																		
1/12	at Northern Colorado*																		
1/19	at Idaho*																		
1/24	Idaho State*																		
1/26	Weber State*																		
2/2	at Montana State*																		
2/7	Idaho*																		
2/9	Eastern Washington*																		
2/14	at Weber State*																		
2/16	at Idaho State*																		
2/23	Montana State*																		
2/25	Northern Colorado*																		
3/2	Southern Utah*																		
3/4	Northern Arizona*																		
3/7	at Portland State*																		
3/9	at Sacramento State*																		

GARTER'S CAREER STATISTICS

SEASON	GP	GS	MIN	AVG	FG	FGA	PCT	3FG	3FGA	PCT	FT	FTA	PCT	OFF	DEF	TOT	AVG	PF	FO	AST	T/O	BLK	STL	PTS	AVG
2018-19	1	0	7	7.0	1	1	1.000	0	0	.000	0	1	.000	0	1	1	1.0	3	0	0	2	0	0	2	2.0
TOTAL	1	0	7	7.0	1	1	1.000	0	0	.000	0	1	.000	0	1	1	1.0	3	0	0	2	0	0	2	2.0



MONTANA BASKETBALL



14 | AHMAAD RORIE

RS-Senior | Guard | 6-1 | 183 | Tacoma, Wash. (Oregon/Lincoln H.S.)

MINUTES

 Season 36, vs. Georgia State (11/9/18)
 Career 44, at Pitt (11/13/17)

POINTS

 Season 20, vs. Montana Tech (11/12/18)
 Career 30, vs. North Dakota (3/8/18)

REBOUNDS

 Season 6, vs. Montana Tech (11/12/18)
 Career 7, on three occasions

ASSISTS

 Season 4, vs. Georgia State (11/9/18)
 Career 8, vs. Pepperdine (12/22/16)

BLOCKS

 Season
 Career 2, vs. Montana State (2/4/17)

STEALS

 Season 3, vs. Montana Tech (11/12/18)
 Career 4, vs. UC Santa Barbara (11/21/17)

FIELD GOALS

 Season 8, vs. Montana Tech (11/12/18)
 Career 11, at Portland State (1/19/17)

FIELD-GOAL ATTEMPTS

 Season 13, vs. Montana Tech (11/12/18)
 Career 23, at Washington (12/22/17)

THREE-POINTERS

 Season 2, vs. Montana Tech (11/12/18)
 Career 5, at USC (11/11/16)

FREE THROWS

 Season 6, vs. Georgia State (11/9/18)
 Career 11, vs. Montana State (2/4/17)

2018-19 GAME-BY-GAME STATISTICS

Date	Opponent	START	MIN	Total		3-Pointers		Free-Throws		Rebounds			PF	A	TO	BLK	STL	PTS	AVG
				FG-FGA	PCT	3FG-FGA	PCT	FT-FTA	PCT	OFF	DEF	TOT							
11/9	Georgia State	*	36	4-10	.400	0-5	.000	6-8	.750	0	4	4	2	4	2	0	1	14	14.0
11/12	Montana Tech	*	23	8-13	.615	2-5	.400	2-2	1.000	0	6	6	1	0	0	0	3	20	17.0
11/16	vs. Incarnate Word																		
11/17	vs. TBD																		
11/18	vs. TBD																		
11/28	at Creighton																		
12/3	College of Idaho																		
12/8	at UC Irvine																		
12/17	North Dakota State																		
12/19	at Arizona																		
12/22	at South Dakota State																		
12/29	at Northern Arizona*																		
12/31	at Southern Utah*																		
1/3	Sacramento State*																		
1/5	Portland State*																		
1/10	at Eastern Washington*																		
1/12	at Northern Colorado*																		
1/19	at Idaho*																		
1/24	Idaho State*																		
1/26	Weber State*																		
2/2	at Montana State*																		
2/7	Idaho*																		
2/9	Eastern Washington*																		
2/14	at Weber State*																		
2/16	at Idaho State*																		
2/23	Montana State*																		
2/25	Northern Colorado*																		
3/2	Southern Utah*																		
3/4	Northern Arizona*																		
3/7	at Portland State*																		
3/9	at Sacramento State*																		

RORIE'S CAREER STATISTICS

SEASON	GP	GS	MIN	AVG	FG	FGA	PCT	3FG	3FGA	PCT	FT	FTA	PCT	OFF	DEF	TOT	AVG	PF	FO	AST	T/O	BLK	STL	PTS	AVG	
2014-15*	36	15	675	18.8	52	125	.416	16	48	.333	29	39	.744	14	65	79	2.2	45	0	66	36	4	6	149	4.1	
2015-16	Did Not Play - Redshirt Season																									
2016-17	31	31	1007	32.5	192	428	.449	63	164	.384	100	120	.833	25	84	109	3.5	66	0	97	47	7	26	547	17.6	
2017-18	34	34	1218	35.8	206	488	.422	59	174	.339	113	133	.850	32	101	133	3.9	64	0	125	67	5	42	584	17.2	
2018-19	2	2	59	29.5	12	23	.522	2	10	.200	8	10	.800	0	10	10	5.0	3	0	4	2	0	4	34	17.0	
UM TOTAL	67	67	2284	34.1	410	939	.437	124	348	.356	221	263	.840	57	195	252	3.8	133	0	226	116	12	72	1165	17.4	
DI TOTAL	103	82	2959	28.7	462	1064	.434	140	396	.354	250	302	.828	71	260	331	3.2	178	0	292	152	16	78	1314	12.8	

* Stats are from freshman season at University of Oregon



MONTANA BASKETBALL



15 | JAMAR AKOH

RS-Senior | Forward | 6-8 | 253 | Rancho Cucamonga, Calif. (Cal State Fullerton/Los Osos H.S.)

MINUTES

 Season 33, vs. Georgia State (11/9/18)
 Career 38, vs. UC Riverside (1/30/16)

POINTS

 Season 22, vs. Georgia State (11/9/18)
 Career 34, vs. Northern Colorado (1/6/18)

REBOUNDS

 Season 8, vs. Georgia State (11/9/18)
 Career 18, vs. Portland (12/19/15)

ASSISTS

 Season 1, vs. Georgia State (11/9/18)
 Career 7, at Cal Poly (2/25/16)

BLOCKS

 Season
 Career 3, vs. CSUN (12/3/17)

STEALS

 Season 2, vs. Georgia State (11/9/18)
 Career 3, on three occasions

FIELD GOALS

 Season 7, vs. Georgia State (11/9/18)
 Career 11, vs. Northern Colorado (1/6/18)

FIELD-GOAL ATTEMPTS

 Season 8, vs. Georgia State (11/9/18)
 Career 16, vs. Northern Colorado (1/6/18)

THREE-POINTERS

 Season
 Career 1, on two occasions

FREE THROWS

 Season 8, vs. Georgia State (11/9/18)
 Career 13, at Northern Arizona (12/28/17)

2018-19 GAME-BY-GAME STATISTICS

Date	Opponent	START	MIN	Total		3-Pointers		Free-Throws		Rebounds			PF	A	TO	BLK	STL	PTS	AVG
				FG-FGA	PCT	3FG-FGA	PCT	FT-FTA	PCT	OFF	DEF	TOT							
11/9	Georgia State	*	33	7-8	.875	0-0	.000	8-13	.615	2	6	8	4	1	2	0	2	22	22.0
11/12	Montana Tech			Did Not Play															
11/16	vs. Incarnate Word																		
11/17	vs. TBD																		
11/18	vs. TBD																		
11/28	at Creighton																		
12/3	College of Idaho																		
12/8	at UC Irvine																		
12/17	North Dakota State																		
12/19	at Arizona																		
12/22	at South Dakota State																		
12/29	at Northern Arizona*																		
12/31	at Southern Utah*																		
1/3	Sacramento State*																		
1/5	Portland State*																		
1/10	at Eastern Washington*																		
1/12	at Northern Colorado*																		
1/19	at Idaho*																		
1/24	Idaho State*																		
1/26	Weber State*																		
2/2	at Montana State*																		
2/7	Idaho*																		
2/9	Eastern Washington*																		
2/14	at Weber State*																		
2/16	at Idaho State*																		
2/23	Montana State*																		
2/25	Northern Colorado*																		
3/2	Southern Utah*																		
3/4	Northern Arizona*																		
3/7	at Portland State*																		
3/9	at Sacramento State*																		

AKOH'S CAREER STATISTICS

SEASON	GP	GS	MIN	AVG	FG	FGA	PCT	3FG	3FGA	PCT	FT	FTA	PCT	OFF	DEF	TOT	AVG	PF	FO	AST	T/O	BLK	STL	PTS	AVG
2014-15*	30	0	431	14.4	29	74	.392	2	7	.286	18	38	.474	24	51	75	2.5	45	1	12	24	6	13	78	2.6
2015-16*	29	26	762	26.3	61	157	.389	1	8	.125	54	89	.607	58	125	183	6.3	68	2	43	54	9	13	177	6.1
2016-17																									
Did Not Play - Redshirt Season																									
2017-18	34	34	881	25.9	158	277	.570	1	5	.200	118	177	.667	80	145	225	6.6	113	4	37	71	23	30	435	12.8
2018-19	1	1	33	33.0	7	8	.875	0	0	.000	8	13	.615	2	6	8	8.0	4	0	1	2	0	2	22	22.0
UM TOTAL	35	35	914	26.1	165	285	.579	1	5	.200	126	190	.663	82	151	233	6.7	117	4	38	73	23	32	457	13.1
DI TOTAL	94	61	2107	22.4	255	516	.494	4	20	.200	198	317	.625	164	327	491	5.2	230	7	93	151	38	58	712	7.6

* Stats are from career at Cal State Fullerton



MONTANA BASKETBALL



23 | MACK ANDERSON

Freshman | Forward | 6-9 | 202 | Bozeman, Mont. (Bozeman H.S.)

MINUTES

 Season
 Career

STEALS

 Season
 Career

POINTS

 Season
 Career

FIELD GOALS

 Season
 Career

REBOUNDS

 Season
 Career

FIELD-GOAL ATTEMPTS

 Season
 Career

ASSISTS

 Season
 Career

THREE-POINTERS

 Season
 Career

BLOCKS

 Season
 Career

FREE THROWS

 Season
 Career

2018-19 GAME-BY-GAME STATISTICS

Date	Opponent	START	MIN	Total		3-Pointers		Free-Throws		Rebounds			PF	A	TO	BLK	STL	PTS	AVG
				FG-FGA	PCT	3FG-FGA	PCT	FT-FTA	PCT	OFF	DEF	TOT							
11/9	Georgia State					Did Not Play													
11/12	Montana Tech					Did Not Play													
11/16	vs. Incarnate Word																		
11/17	vs. TBD																		
11/18	vs. TBD																		
11/28	at Creighton																		
12/3	College of Idaho																		
12/8	at UC Irvine																		
12/17	North Dakota State																		
12/19	at Arizona																		
12/22	at South Dakota State																		
12/29	at Northern Arizona*																		
12/31	at Southern Utah*																		
1/3	Sacramento State*																		
1/5	Portland State*																		
1/10	at Eastern Washington*																		
1/12	at Northern Colorado*																		
1/19	at Idaho*																		
1/24	Idaho State*																		
1/26	Weber State*																		
2/2	at Montana State*																		
2/7	Idaho*																		
2/9	Eastern Washington*																		
2/14	at Weber State*																		
2/16	at Idaho State*																		
2/23	Montana State*																		
2/25	Northern Colorado*																		
3/2	Southern Utah*																		
3/4	Northern Arizona*																		
3/7	at Portland State*																		
3/9	at Sacramento State*																		

ANDERSON'S CAREER STATISTICS

SEASON	GP	GS	MIN	AVG	FG	FGA	PCT	3FG	3FGA	PCT	FT	FTA	PCT	OFF	DEF	TOT	AVG	PF	FO	AST	T/O	BLK	STL	PTS	AVG
2018-19	0	0	0	0.0	0	0	-	0	0	-	0	0	-	0	0	0	0.0	0	0	0	0	0	0	0	0.0
TOTAL	0	0	0	0.0	0	0	-	0	0	-	0	0	-	0	0	0	0.0	0	0	0	0	0	0	0	0.0



MONTANA BASKETBALL



24 | BOBBY MOOREHEAD

Senior | Guard | 6-7 | 192 | Tacoma, Wash. (Stadium H.S.)

MINUTES

 Season 24, vs. Georgia State (11/9/18)
 Career 42, at Pitt (11/13/17)

POINTS

 Season 2, vs. Georgia State (11/9/18)
 Career 24, at Idaho State (2/25/16)

REBOUNDS

 Season 6, vs. Georgia State (11/9/18)
 Career 12, at Montana State (1/20/18)

ASSISTS

 Season 2, vs. Montana Tech (11/12/18)
 Career 3, on five occasions

BLOCKS

 Season 2, vs. Georgia State (11/9/18)
 Career 2, on six occasions

STEALS

 Season 1, on two occasions
 Career 4, vs. Montana State (2/24/18)

FIELD GOALS

 Season
 Career 8, at Idaho State (2/25/16)

FIELD-GOAL ATTEMPTS

 Season 6, vs. Georgia State (11/9/18)
 Career 17, at Stanford (11/29/17)

THREE-POINTERS

 Season
 Career 8, at Idaho State (2/25/16)

FREE THROWS

 Season 2, vs. Georgia State (11/9/18)
 Career 4, on two occasions

2018-19 GAME-BY-GAME STATISTICS

Date	Opponent	START	MIN	Total		3-Pointers		Free-Throws		Rebounds			PF	A	TO	BLK	STL	PTS	AVG
				FG-FGA	PCT	3FG-FGA	PCT	FT-FTA	PCT	OFF	DEF	TOT							
11/9	Georgia State	*	24	0-6	.000	0-6	.000	2-2	1.000	0	6	6	4	0	1	2	1	2	2.0
11/12	Montana Tech	*	23	0-4	.000	0-3	.000	0-2	.000	0	4	4	1	2	1	0	1	0	1.0
11/16	vs. Incarnate Word																		
11/17	vs. TBD																		
11/18	vs. TBD																		
11/28	at Creighton																		
12/3	College of Idaho																		
12/8	at UC Irvine																		
12/17	North Dakota State																		
12/19	at Arizona																		
12/22	at South Dakota State																		
12/29	at Northern Arizona*																		
12/31	at Southern Utah*																		
1/3	Sacramento State*																		
1/5	Portland State*																		
1/10	at Eastern Washington*																		
1/12	at Northern Colorado*																		
1/19	at Idaho*																		
1/24	Idaho State*																		
1/26	Weber State*																		
2/2	at Montana State*																		
2/7	Idaho*																		
2/9	Eastern Washington*																		
2/14	at Weber State*																		
2/16	at Idaho State*																		
2/23	Montana State*																		
2/25	Northern Colorado*																		
3/2	Southern Utah*																		
3/4	Northern Arizona*																		
3/7	at Portland State*																		
3/9	at Sacramento State*																		

MOOREHEAD'S CAREER STATISTICS

SEASON	GP	GS	MIN	AVG	FG	FGA	PCT	3FG	3FGA	PCT	FT	FTA	PCT	OFF	DEF	TOT	AVG	PF	FO	AST	T/O	BLK	STL	PTS	AVG
2015-16	33	0	585	17.7	65	160	.406	48	123	.390	6	11	.545	8	58	66	2.0	47	0	20	21	3	8	184	5.6
2016-17	32	10	575	18.0	41	128	.320	27	93	.290	15	22	.682	10	81	91	2.8	69	3	18	19	9	10	124	3.9
2017-18	34	34	1085	31.9	82	215	.381	51	145	.352	35	49	.714	27	147	174	5.1	75	1	41	39	18	41	250	7.4
2018-19	2	2	47	23.5	0	10	.000	0	9	.000	2	4	.500	0	10	10	5.0	5	0	2	2	2	2	2	1.0
TOTAL	101	46	2292	22.7	188	513	.366	126	370	.341	58	86	.674	45	296	341	3.4	196	4	81	81	32	61	560	5.5



MONTANA BASKETBALL



32 | PETER JONES

RS-Freshman | Forward | 6-8 | 218 | Seattle, Wash. (Rock Springs H.S.)

MINUTES

 Season 3, vs. Montana Tech (11/12/18)
 Career Same

POINTS

 Season
 Career

REBOUNDS

 Season 1, vs. Montana Tech (11/12/18)
 Career Same

ASSISTS

 Season
 Career

BLOCKS

 Season
 Career

STEALS

 Season
 Career

FIELD GOALS

 Season
 Career

FIELD-GOAL ATTEMPTS

 Season
 Career

THREE-POINTERS

 Season
 Career

FREE THROWS

 Season
 Career

2018-19 GAME-BY-GAME STATISTICS

Date	Opponent	START	MIN	Total		3-Pointers		Free-Throws		Rebounds			PF	A	TO	BLK	STL	PTS	AVG
				FG-FGA	PCT	3FG-FGA	PCT	FT-FTA	PCT	OFF	DEF	TOT							
11/9	Georgia State					Did Not Play													
11/12	Montana Tech	-	3	0-0	.000	0-0	.000	0-0	.000	0	1	1	1	0	0	0	0	0	0.0
11/16	vs. Incarnate Word																		
11/17	vs. TBD																		
11/18	vs. TBD																		
11/28	at Creighton																		
12/3	College of Idaho																		
12/8	at UC Irvine																		
12/17	North Dakota State																		
12/19	at Arizona																		
12/22	at South Dakota State																		
12/29	at Northern Arizona*																		
12/31	at Southern Utah*																		
1/3	Sacramento State*																		
1/5	Portland State*																		
1/10	at Eastern Washington*																		
1/12	at Northern Colorado*																		
1/19	at Idaho*																		
1/24	Idaho State*																		
1/26	Weber State*																		
2/2	at Montana State*																		
2/7	Idaho*																		
2/9	Eastern Washington*																		
2/14	at Weber State*																		
2/16	at Idaho State*																		
2/23	Montana State*																		
2/25	Northern Colorado*																		
3/2	Southern Utah*																		
3/4	Northern Arizona*																		
3/7	at Portland State*																		
3/9	at Sacramento State*																		

JONES' CAREER STATISTICS

SEASON	GP	GS	MIN	AVG	FG	FGA	PCT	3FG	3FGA	PCT	FT	FTA	PCT	OFF	DEF	TOT	AVG	PF	FO	AST	T/O	BLK	STL	PTS	AVG
2017-18																									
Did Not Play - Redshirt Season																									
2018-19	1	0	3	3.0	0	0	.000	0	0	.000	0	0	.000	0	1	1	1.0	1	0	0	0	0	0	0	0.0
TOTAL	1	0	3	3.0	0	0	.000	0	0	.000	0	0	.000	0	1	1	1.0	1	0	0	0	0	0	0	0.0



MONTANA BASKETBALL



33 | KELBY KRAMER

RS-Freshman | Center | 6-10 | 237 | Rock Springs, Wyo. (Rock Springs H.S.)

MINUTES

Season 16, vs. Montana Tech (11/12/18)
 Career Same

POINTS

Season 2, vs. Montana Tech (11/12/18)
 Career Same

REBOUNDS

Season 4, vs. Montana Tech (11/12/18)
 Career Same

ASSISTS

Season 1, vs. Montana Tech (11/12/18)
 Career Same

BLOCKS

Season 1, vs. Montana Tech (11/12/18)
 Career Same

STEALS

Season
 Career

FIELD GOALS

Season 1, vs. Montana Tech (11/12/18)
 Career Same

FIELD-GOAL ATTEMPTS

Season 1, vs. Montana Tech (11/12/18)
 Career Same

THREE-POINTERS

Season
 Career

FREE THROWS

Season
 Career

2018-19 GAME-BY-GAME STATISTICS

Date	Opponent	START	MIN	Total		3-Pointers		Free-Throws		Rebounds			PF	A	TO	BLK	STL	PTS	AVG
				FG-FGA	PCT	3FG-FGA	PCT	FT-FTA	PCT	OFF	DEF	TOT							
11/9	Georgia State	-	1	0-0	.000	0-0	.000	0-0	.000	0	0	0	0	0	0	0	0	0	0.0
11/12	Montana Tech	-	16	1-1	1.000	0-0	.000	0-2	.000	2	2	4	4	1	0	1	0	2	1.0
11/16	vs. Incarnate Word																		
11/17	vs. TBD																		
11/18	vs. TBD																		
11/28	at Creighton																		
12/3	College of Idaho																		
12/8	at UC Irvine																		
12/17	North Dakota State																		
12/19	at Arizona																		
12/22	at South Dakota State																		
12/29	at Northern Arizona*																		
12/31	at Southern Utah*																		
1/3	Sacramento State*																		
1/5	Portland State*																		
1/10	at Eastern Washington*																		
1/12	at Northern Colorado*																		
1/19	at Idaho*																		
1/24	Idaho State*																		
1/26	Weber State*																		
2/2	at Montana State*																		
2/7	Idaho*																		
2/9	Eastern Washington*																		
2/14	at Weber State*																		
2/16	at Idaho State*																		
2/23	Montana State*																		
2/25	Northern Colorado*																		
3/2	Southern Utah*																		
3/4	Northern Arizona*																		
3/7	at Portland State*																		
3/9	at Sacramento State*																		

KRAMER'S CAREER STATISTICS

SEASON	GP	GS	MIN	AVG	FG	FGA	PCT	3FG	3FGA	PCT	FT	FTA	PCT	OFF	DEF	TOT	AVG	PF	FO	AST	T/O	BLK	STL	PTS	AVG
2017-18																									
Did Not Play - Redshirt Season																									
2018-19	2	0	17	8.5	1	1	1.000	0	0	.000	0	2	.000	2	2	4	2.0	4	0	1	0	1	0	2	1.0
TOTAL	2	0	17	8.5	1	1	1.000	0	0	.000	0	2	.000	2	2	4	2.0	4	0	1	0	1	0	2	1.0



MONTANA BASKETBALL



34 | TONY MILLER

Junior | Forward | 6-6 | 215 | Woodinville, Wash. (Seattle Pacific/Woodinville H.S.)

MINUTES

 Season
 Career

STEALS

 Season
 Career

POINTS

 Season
 Career

FIELD GOALS

 Season
 Career

REBOUNDS

 Season
 Career

FIELD-GOAL ATTEMPTS

 Season
 Career

ASSISTS

 Season
 Career

THREE-POINTERS

 Season
 Career

BLOCKS

 Season
 Career

FREE THROWS

 Season
 Career

2018-19 GAME-BY-GAME STATISTICS

Date	Opponent	START	MIN	Total		3-Pointers		Free-Throws		Rebounds			PF	A	TO	BLK	STL	PTS	AVG
				FG-FGA	PCT	3FG-FGA	PCT	FT-FTA	PCT	OFF	DEF	TOT							
11/9	Georgia State			Did Not Play															
11/12	Montana Tech			Did Not Play															
11/16	vs. Incarnate Word																		
11/17	vs. TBD																		
11/18	vs. TBD																		
11/28	at Creighton																		
12/3	College of Idaho																		
12/8	at UC Irvine																		
12/17	North Dakota State																		
12/19	at Arizona																		
12/22	at South Dakota State																		
12/29	at Northern Arizona*																		
12/31	at Southern Utah*																		
1/3	Sacramento State*																		
1/5	Portland State*																		
1/10	at Eastern Washington*																		
1/12	at Northern Colorado*																		
1/19	at Idaho*																		
1/24	Idaho State*																		
1/26	Weber State*																		
2/2	at Montana State*																		
2/7	Idaho*																		
2/9	Eastern Washington*																		
2/14	at Weber State*																		
2/16	at Idaho State*																		
2/23	Montana State*																		
2/25	Northern Colorado*																		
3/2	Southern Utah*																		
3/4	Northern Arizona*																		
3/7	at Portland State*																		
3/9	at Sacramento State*																		

MILLER'S CAREER STATISTICS

SEASON	GP	GS	MIN	AVG	FG	FGA	PCT	3FG	3FGA	PCT	FT	FTA	PCT	OFF	DEF	TOT	AVG	PF	FO	AST	T/O	BLK	STL	PTS	AVG
2018-19	0	0	0	0.0	0	0	-	0	0	-	0	0	-	0	0	0	0.0	0	0	0	0	0	0	0	0.0
TOTAL	0	0	0	0.0	0	0	-	0	0	-	0	0	-	0	0	0	0.0	0	0	0	0	0	0	0	0.0

