

# MONTANA BASKETBALL



Game Notes #1 | Nov. 1, 2018 | Contact: Nic Hallisey, Assistant SID | 970/231-4789 | nic.hallisey@umontana.edu

## SCHEDULE

Date	Opponent	Time/Result
Nov. 2	Whitworth <sup>#</sup>	7 p.m.
Nov. 9	Georgia State	7 p.m.
Nov. 12	Montana Tech	7 p.m.
Nov. 16	vs. Incarnate Word <sup>S</sup>	9 a.m.
Nov. 17	vs. TBD <sup>S</sup>	TBD
Nov. 18	vs. TBD <sup>S</sup>	TBD
Nov. 28	at Creighton	6:30 p.m.
Dec. 3	College of Idaho	7 p.m.
Dec. 8	at UC Irvine	8 p.m.
Dec. 17	North Dakota State	7 p.m.
Dec. 19	at Arizona	6:30 p.m.
Dec. 22	at South Dakota State	6 p.m.
Dec. 29	at Northern Arizona*	2 p.m.
Dec. 31	at Southern Utah*	6:30 p.m.
Jan. 3	Sacramento State*	7 p.m.
Jan. 5	Portland State*	7 p.m.
Jan. 10	at Eastern Washington*	7 p.m.
Jan. 12	at Northern Colorado*	2 p.m.
Jan. 19	at Idaho*	8 p.m.
Jan. 24	Idaho State*	7 p.m.
Jan. 26	Weber State*	7 p.m.
Feb. 2	at Montana State*	7 p.m.
Feb. 7	Idaho*	7 p.m.
Feb. 9	Eastern Washington*	7 p.m.
Feb. 14	at Weber State*	7 p.m.
Feb. 16	at Idaho State*	7 p.m.
Feb. 23	Montana State*	7 p.m.
Feb. 25	Northern Colorado*	7 p.m.
March 2	Southern Utah*	7 p.m.
March 4	Northern Arizona*	7 p.m.
March 7	at Portland State*	8 p.m.
March 9	at Sacramento State*	8 p.m.
March 13	Big Sky Championship [First Round] <sup>^</sup>	TBD
March 14	Big Sky Championship [Quarterfinals] <sup>^</sup>	TBD
March 15	Big Sky Championship [Semifinals] <sup>^</sup>	TBD
March 16	Big Sky Championship [Finals] <sup>^</sup>	6 p.m.

All start times listed as Mountain Time

# Exhibition contest

S Islands of the Bahamas Showcase (Nassau, Bahamas)

\* Big Sky Conference game

^ Big Sky Championship (Boise, Idaho)

## MONTANA VS. WHITWORTH (EXH.)

FRIDAY, NOV. 2 / 7 P.M. (MT) / MISSOULA, MONT. / DAHLBERG ARENA (7,322)



### MONTANA GRIZZLIES

2017-18 Record ..... 26-8 (16-2 Big Sky)  
 2017-18 Record ..... NCAA First Round  
 Head Coach ..... Travis DeCuire (5th Season)  
 Record at UM ..... 83-49 (55-17 BSC)  
 Career Record ..... Same

### RETURNING STATS LEADERS

Minutes/Game ..... A. Rorie (35.8)  
 Points/Game ..... A. Rorie (17.2)  
 Rebounds/Game ..... J. Akoh (6.6)  
 Three-Pointers ..... A. Rorie (59)  
 Assists ..... A. Rorie (125)  
 Blocks ..... J. Akoh (23)  
 Steals ..... M. Oguine (48)



### WHITWORTH PIRATES

2017-18 Record ..... 24-4 (14-2 NWC)  
 2017-18 Postseason ... NCAA DIII First Round  
 Head Coach ..... Matt Logie (8th Season)  
 Record at Whitworth ..... 173-29  
 Career Record ..... Same

### RETURNING STATS LEADERS

Minutes/Game ..... K. Roach (35.0)  
 Points/Game ..... K. Roach (18.7)  
 Rebounds/Game ..... J. Christy (9.0)  
 Three-Pointers ..... B. College (85)  
 Assists ..... K. Roach (105)  
 Blocks ..... B. Bishop (15)  
 Steals ..... G. Hull (63)

## BY THE NUMBERS

MONTANA			WHITWORTH		
Rank	Avg	Category	Avg	Rank	
78	77.2	Points/Game	85.8	--	
73	68.5	Opp. Points/Game	75.3	--	
38	+8.7	Scoring Margin	+10.5	--	
68	.467	FG%	.482	--	
114	.430	Opp. FG%	.422	--	
236	.339	3FG%	.374	--	
242	.358	Opp. 3FG%	.329	--	
204	.706	FT%	.727	--	
92	37.0	Rebounds/Game	39.1	--	
47	+4.6	Rebounding Margin	+3.1	--	
254	12.6	Assists/Game	15.0	--	
125	12.4	Turnovers/Game	14.0	--	
29	+3.0	Turnover Margin	+1.0	--	
204	1.0	Assist/Turnover Ratio	1.1	--	
23	7.8	Steals/Game	7.8	--	
167	3.4	Blocks/Game	2.1	--	

\* 2017-18 figures/statistics

## GAME COVERAGE

**Stream:** Pluto TV (ch. 237)

..... [www.WatchBigSky.com](http://www.WatchBigSky.com)

**Audio:** Montana Grizzly Radio Network

..... PxP: Bill Schwanke

..... KGVO (1290 AM/98.3 FM)

..... [bit.ly/grizlisten](http://bit.ly/grizlisten) or [Tunel app](https://play.google.com/store/apps/details?id=com.tunelabs.tunel)

**Live Stats:** GoGriz.com

**Twitter:** @MontanaGrizBB

## SERIES HISTORY

**Overall:** 9-6

**In Missoula:** 6-3

**In Spokane:** 0-2

**Neutral:** 1-1

## GRIZ HOOPS ROSTER

No.	Name	Year	Pos.	Ht.	Wt.	Hometown (Previous School)	GP-GS	PPG	RPG	AST	BLK	STL
0	Michael Oguine	Sr.	G	6-2	180	Los Angeles, Calif. (Chaminade Prep H.S.)	0-0	0.0	0.0	0	0	0
1	Timmy Falls	So.	G	6-2	165	Dublin, Calif. (Dublin H.S.)	0-0	0.0	0.0	0	0	0
2	Donaven Dorsey	R-Sr.	G	6-7	216	Lacey, Wash. (Washington/Timberline H.S.)	0-0	0.0	0.0	0	0	0
3	Freddy Brown III	Fr.	G	6-2	164	Seattle, Wash. (Nathan Hale H.S.)	0-0	0.0	0.0	0	0	0
4	Sayed Pridgett	Jr.	G	6-5	200	Oakland, Calif. (El Cerrito H.S.)	0-0	0.0	0.0	0	0	0
10	Eddy Egun	Fr.	G	6-4	185	Woodland Hills, Calif. (El Camino Real H.S.)	0-0	0.0	0.0	0	0	0
12	Kendal Manuel	R-Jr.	G	6-4	177	Billings, Mont. (Oregon State/Skyview H.S.)	0-0	0.0	0.0	0	0	0
13	Ben Carter	Fr.	F	6-10	282	Adelaide, Australia (Sacred Heart College)	0-0	0.0	0.0	0	0	0
14	Ahmaad Rorie	R-Sr.	G	6-1	183	Tacoma, Wash. (Oregon/Lincoln H.S.)	0-0	0.0	0.0	0	0	0
15	Jamar Akoh	R-Sr.	F	6-8	253	Rancho Cucamonga, Calif. (Cal State Fullerton/Los Osos H.S.)	0-0	0.0	0.0	0	0	0
23	Mack Anderson	Fr.	F	6-9	202	Bozeman, Mont. (Bozeman H.S.)	0-0	0.0	0.0	0	0	0
24	Bobby Moorehead	Sr.	G	6-7	192	Tacoma, Wash. (Stadium H.S.)	0-0	0.0	0.0	0	0	0
32	Peter Jones	R-Fr.	F	6-8	218	Seattle, Wash. (O'Dea H.S.)	0-0	0.0	0.0	0	0	0
33	Kelby Kramer	R-Fr.	C	6-10	237	Rock Springs, Wyo. (Rock Springs H.S.)	0-0	0.0	0.0	0	0	0
34	Tony Miller	Jr.	F	6-6	215	Woodinville, Wash. (Seattle Pacific/Woodinville H.S.)	0-0	0.0	0.0	0	0	0

**Head Coach:** Travis DeCuire (Montana, '94), Fifth Season

**Associate Head Coach:** Chris Cobb (Menlo College, '09), Fifth Season

**Assistant Coach:** Jay Flores (Chico State, '12), Third Season

**Assistant Coach:** Rachi Wortham (Eastern Washington, '06), Third Season

**Graduate Assistants:** Jesse Bartels, Anderson Clarke



## MONTANA BASKETBALL

**Michael Oguine**

Sr. • G • 6-2/180  
Los Angeles, Calif.  
Chaminade Prep H.S.

**0****Timmy Falls**


So. • G • 6-2/165  
Dublin, Calif.  
Dublin H.S.

**1****Donaven Dorsey**

R-Sr. • G • 6-7/216  
Lacey, Wash.  
Washington/Timberline H.S.

**2****Freddy Brown III**

Fr. • G • 6-2/164  
Seattle, Wash.  
Nathan Hale H.S.

**3****Sayeed Pridgett**

Jr. • G • 6-5/200  
Oakland, Calif.  
El Cerrito H.S.

**4****Eddy Egun**

Fr. • G • 6-4/185  
Woodland Hills, Calif.  
El Camino Real H.S.

**10****Kendal Manuel**

R-Jr. • G • 6-4/177  
Billings, Mont.  
Oregon State/Skyview H.S.

**12****Ben Carter**

Fr. • F • 6-10/282  
Adelaide, Australia  
Sacred Heart College

**13****Ahmaad Rorie**

R-Sr. • G • 6-1/183  
Tacoma, Wash.  
Oregon/Lincoln H.S.

**14****Jamar Akoh**

R-JS. • F • 6-8/253  
Rancho Cucamonga, Calif.  
Cal State Fullerton/Los Osos H.S.

**15****Mack Anderson**

Fr. • F • 6-9/202  
Bozeman, Mont.  
Bozeman H.S.

**23****Bobby Moorehead**

Sr. • G • 6-7/192  
Tacoma, Wash.  
Stadium H.S.

**24****Peter Jones**

R-Fr. • F • 6-8/218  
Seattle, Wash.  
O'Dea H.S.

**32****Kelby Kramer**

R-Fr. • C • 6-10/237  
Rock Springs, Wyo.  
Rock Springs H.S.

**33****Tony Miller**

Jr. • F • 6-6/215  
Woodinville, Wash.  
Seattle Pacific/Woodinville H.S.

**34****Travis DeCuire**

Head Coach  
5th Season  
Montana, 1994

**Chris Cobb**

Associate Head Coach  
5th Season  
Menlo College, 2009

**Jay Flores**

Assistant Coach  
3rd Season  
Chico State, 2012

**Rachi Wortham**

Assistant Coach  
3rd Season  
Eastern Washington, 2006



# MONTANA BASKETBALL



## UNOFFICIAL OPENING

Consider it a soft opening, a little taste for what's to come.

Montana unofficially opens the highly anticipated 2018-19 basketball season on Friday vs. Whitworth. While the exhibition contest won't count in the standings, it still is an opportunity for game-like prep, which is how Montana is approaching it.

"It's an opportunity for us to get into game shape, and that means from when we wake up through the end of the game," fifth-year head coach Travis DeCuire said.

The team has had two scrimmages – the Maroon-Silver Scrimmage in front of fans and a closed-door scrimmage against a Division-I opponent – but neither compares to Friday.

"We got a taste of what we need to work on, but now we get to do it both in front of our fans and against another team," DeCuire said.

The approach for Whitworth has been similar to any other game, aside from a little less scouting. Instead, the coaching staff will give their players an opportunity to make adjustments on the fly.

The Griz will be taking on a Whitworth squad that has been one of the best at the Division-III level, advancing to the NCAA tournament in all seven of Matt Logie's previous seasons. The Pirates enter the 2018-19 campaign ranked No. 6 nationally.

"We'll go against a very well-coached team that will exploit your weaknesses," DeCuire said. "How we can make game-time adjustments will be important."

An exhibition contest is a balance. On one hand, the result doesn't count, so it's an opportunity to test out new lineups and rotations. On the other hand, it is Montana's last chance before a 2018 NCAA tournament team comes to town next week.

"Early, you'll try to do some things you think you'll be successful with, but then you need to take a look at some lineups and figure out what's working offensively and defensively," DeCuire said. "There's still some trial and error, and that's what these games are for, but we want to be consistent with our prep, and approach this game like we will Georgia State."

Tipoff vs. Whitworth is slated for 7 p.m. on Friday. Fans can receive free admission by bringing in five canned-food items. Additionally, all active military, veterans and first responders will also get in for free.

## EXHIBITION SUCCESS

Montana is 5-0 in exhibition contests under head coach Travis DeCuire, averaging 91.2 points per game.

## SCOUTING WHITWORTH

- Whitworth is ranked No. 6 nationally in the D3hoops.com preseason poll. The Pirates went 24-4 a year ago, winning the Northwest Conference tournament championship and advancing to the NCAA tournament for the 12th consecutive season.
- Whitworth returns all five starters from a year ago, in addition to guard Jordan Lester, who started the first nine contests before suffering a season-ending knee injury.
- Overall, the Pirates return more than 98 percent of their scoring

and rebounding.

- Senior guard Kyle Roach was named the 2017-18 NWC Player of the Year, averaging 18.7 points per game. The NABC first-team All-American was also named to the 2018-19 preseason All-America first team.
- Senior forward Jared Christy is a two-time second-team All-NWC selection. He led the Pirates with 9.0 rebounds per game in 2017-18, in addition to 12.8 points.
- Senior guard Garrett Hull earned All-NWC honorable mention status last year, averaging 10.1 points, 5.4 rebounds, 2.5 assists and a team-high 63 steals. Junior guard Ben College was also an honorable mention All-NWC pick. He averaged 16.5 points per game and shot a team-best .447 shooting from three-point range.
- In nine contests, Lester averaged 15.7 points, 5.3 rebounds and 4.6 assists per game.
- Matt Logie is 173-29 in seven seasons leading the Pirates, the best active winning percentage at the Division-III level.

## SERIES VS. THE PIRATES

Montana is officially 9-6 all-time against Whitworth, not including several exhibition contests (all Montana victories). The Griz are 6-3 at home in the series, including a victory in last year's regular-season opener. Prior to a year ago, the two teams had not met in the regular season since 1969-70.

In last year's 72-60 win, Montana forced 24 turnovers, resulting in 23 points. The Griz were led by Ahmaad Rorie (21 points). Bobby Moorehead added 14 points and a team-high nine boards, while Michael Oguine had 10 points and dished out four assists.

## RETURNING PRODUCTION

By the end of last season, Montana was using a seven-man rotation, and six of those players are back for the Griz. The group was responsible for the majority of Montana's production a year ago.

Category	% Returning
Minutes	81.3
Scoring	85.2
Rebounding	71.4
Assists	85.2
Blocks	70.2
Steals	86.0

## LOFTY EXPECTATIONS

With so much returning production, it came as no surprise when Montana was named the overwhelming favorite to repeat as Big Sky champions, by both the league's coaches and media members. Among the coaches, Montana earned 10 of 11 first-place votes (coaches weren't allowed to vote for their own team), with Weber State earning the other top vote. In the media poll, Montana garnered 33 of 35 first-place picks.

"Survival mode is hard to sustain when the bullseye is on your back," said Travis DeCuire, the 2018 Big Sky Conference Coach of the Year. "We have to find ways in practice every day to compete in a competitive environment that forces us to get better. You know our motto: Compete with desperation every day."

The last time a team earned as many first-place votes was Weber State in 2013-14. The last time Montana was picked to win the league was in 2015-16 (first in the media poll, tied for first in the coaches').

## HIGH PRAISE

If they didn't before, the league's head coaches have now fully appreciated the value of Montana guards Ahmaad Rorie and Michael Oguine. And why wouldn't they? The duo combined for 33 points per game while leading Montana to a Big Sky title in 2017-18.





# MONTANA BASKETBALL



Rorie and Oguine were two of six players recognized on the pre-season all-conference team, with Rorie earning Big Sky Conference preseason player-of-the-year honors and Oguine being named to the preseason all-conference team. Voting was conducted by the league's head coaches, sports information directors and media members.

"I think it exemplifies the things we talk about," head coach Travis DeCuire said. "When you commit to the team, play together and win, good things will happen."

An All-Big Sky first-team honoree a season ago, Rorie earned a spot on his second consecutive preseason team after finishing seventh in the league for scoring last season with 17.2 points per game and ranking third for assists (3.7) and eighth for steals (1.2). He also came in third with a 2.1 assist-to-turnover ratio during league games, and made 85 percent of his attempts from the free-throw line. Rorie was named a Big Sky Championship all-tournament team selection as he helped the top-seeded Grizzlies earn a NCAA tournament berth by claiming the Big Sky Championship, finishing the season with a 26-8 overall record and 16-2 conference mark. He also captured NABC All-District 6 first-team honors.

Oguine was just as valuable to the Grizzlies, being named the Big Sky Conference Defensive Player of the Year and earning Big Sky Championship MVP honors, helping the Grizzlies knock off North Dakota, Northern Colorado and Eastern Washington on consecutive nights to earn a trip to March Madness. On the season, Oguine averaged 15.8 points per game while ranking fifth in the league with 1.4 steals. He was the only player in the Big Sky to rank in the top 20 during league play for scoring, steals and rebounding.

Both players surpassed 1,000 career points scored last season and are expected to finish their careers ranked in the top five in school history.

"It's been a long road for Ahmaad, coming here from Oregon," DeCuire said. "He's worked on his skills on both sides of the ball, and has improved a lot and has become a lock-down defender. Mike's explosiveness is something that everyone has respected, but his guard skills – his shooting and passing – have taken him to the next level."

Since the league introduced the preseason poll prior to the 2015-16 season, no team has had more selections than Montana (five). This is the first time a Grizzly has been selected as the preseason player of the year.



## PRONUNCIATION GUIDE

Jamar Akoh ..... uh-KOH  
Eddy Egun ..... ee-gun  
Kendal Manuel ..... man-WELL  
Michael Oguine .. oh-GEE-nay (G like go)  
Sayeed Pridgett ..... sigh-EED prid-jit  
Ahmaad Rorie ..... uh-MOD ROAR-ee

Travis DeCuire ..... dee-cure  
Rachi Wortham ... rah-SHEE WORTH-am  
Jay Flores ..... floor-es

## BSC PRESEASON POLL

### COACHES' POLL

Place	Team	Points
1.	Montana	100 (10)
2.	Weber State	90 (1)
3.	Northern Colorado	70
4.	Eastern Washington	63
5.	Portland State	55
T6.	Montana State	53
	Southern Utah	53
8.	Idaho State	50
9.	Idaho	34
10.	Sacramento State	27
11.	Northern Arizona	10

### MEDIA POLL

Place	Team	Points
1.	Montana	383 (33)
2.	Weber State	346 (2)
3.	Northern Colorado	280
4.	Eastern Washington	261
5.	Montana State	194
6.	Idaho	192
7.	Portland State	189
8.	Idaho State	176
9.	Southern Utah	128
10.	Sacramento State	115
11.	Northern Arizona	46

Number in parenthesis denotes first-place votes

### PRESEASON ALL-CONFERENCE TEAM

Player	Year	Pos.	School
Ahmaad Rorie (MVP)	Sr.	G	UM
Jerrick Harding	Jr.	G	WSU
Tyler Hall	Sr.	G	MSU
Jordan Davis	Sr.	G	UNC
Michael Oguine	Sr.	G	UM
Holland Woods	So.	G	PSU

## 2017-18 BIG SKY CONFERENCE STANDINGS

School	Conf.	Pct.	Overall	Home	Away	Neutral
Montana #@	16-2	0.889	26-8	14-0	8-6	L1
Idaho	14-4	0.778	22-9	11-2	9-4	L1
Weber State	13-5	0.722	20-11	12-3	7-4	L1
Eastern Washington	13-5	0.722	20-15	11-1	6-12	L2
Northern Colorado	11-7	0.611	26-12	14-3	7-8	W4
Portland State	9-9	0.500	20-14	8-5	10-6	L2
Idaho State	9-9	0.500	14-16	9-5	5-10	L2
Montana State	6-12	0.333	13-19	8-6	3-12	L7
North Dakota	6-12	0.333	12-20	7-6	2-13	L1
Southern Utah	5-13	0.278	13-19	9-5	2-13	L1
Sacramento State	4-14	0.222	7-25	6-7	1-13	L1
Northern Arizona	2-16	0.111	5-27	2-10	3-14	L4

# Regular-season champion

§ Tournament champion





# MONTANA BASKETBALL



## HOME COOKING

Montana opens the 2018-19 season with the nation's fourth-longest active home winning streak. The Grizzlies have won 15 consecutive home games dating back to the 2016-17 season, trailing only South Dakota State (20), Houston (17) and Charleston (16).

Montana went a perfect 14-0 at home last season, marking the first time in 26 seasons and just the fifth time ever a Grizzlies team has gone undefeated at home (also: 1991-92 (18-0), 1949-50 (15-0), 1983-84 (14-0) and 1974-75 (12-0)). Montana's most-recent home win was also the school's 700th all-time inside Dahlberg Arena. The Grizzlies boast one of the nation's best home-court advantages, going 700-245 (.741) in their home arena, including 118-25 (.825) over the past decade.



## FRESH FACES

While Montana returns the bulk of last year's production, the team welcomed six new players to its roster, including four freshmen and two transfers.

- Bozeman, Mont., native **Mack Anderson** earned numerous all-state honors as a senior, including the USA Today All-USA Montana Boys Basketball First Team. He led the state with 12.9 rebounds and 3.3 blocks per game, also adding 16.6 points and helping the Hawks to a third consecutive state-title game appearance.
- Freshman guard **Freddy Brown III** won a national championship as a junior, playing alongside McDonald's All-American/first-round NBA Draft pick Michael Porter, Jr. As a senior, Brown moved into the spotlight and dominated, averaging 28.7 points, 8.4 rebounds, 5.4 assists and 2.4 steals for Nathan Hale High School in Seattle.
- Montana's Australian pipeline continued with the signing of **Ben Carter**, a 6-10 big man from Adelaide. He competed on several national teams abroad, including winning a silver medal at the under-20 Australian National Championship in March 2018, where he averaged 11.0 points and 9.0 rebounds per game.
- **Eddy Egun** was a two-time All-CIF Los Angeles City Section Boys' Basketball Team selection, playing in one of southern California's top conferences. As a team captain, the guard led El Camino Real High School to the state tournament, where he scored 27 points. He was selected to several postseason all-star games, including being named MVP of the Collision All-Star Game.
- **Kendal Manuel** returned to his home state (Billings, Mont. native) after three seasons at Oregon State. As a redshirt freshman in 2016-17, he started 25 games and knocked down 52 three-pointers – the second-most ever by a Beaver freshman. He'll have to sit out this season due to redshirt rules.
- **Tony Miller** will also have to sit out this season after transferring from Seattle Pacific, where he led the Falcons for points per game in back-to-back seasons. The forward was named the 2016-17 Great Northwest Athletic Conference Freshman of the Year, nearly averaging a double-double.

## CHALLENGING SCHEDULE

At first glance, Montana's schedule may lack the "big names" that littered the team's slate a year ago, including trips to Penn State, Pitt, Stanford, UCLA and Washington. However, when looking a bit deeper, this year's lineup may be even more challenging.

Arizona finished last season with an RPI of 17, Creighton was at 50. Even more startling, South Dakota State, which owns the nation's longest home winning streak, was at 48, ahead of three of the Power-5 teams from last year's slate. The Jackrabbits were picked to win the Summit League and return to the NCAA tournament. North Dakota State, which Montana could potentially play twice this fall, was picked to finish third.

UC Irvine, which returned all five starters and 94 percent of its offense, was picked to win the Big West. Last year's Sun Belt champion Georgia State is the unanimous favorite to win again.

## 2017-18 HIGHLIGHTS

The 2017-18 men's basketball season was record-setting on many levels:

- Montana's 26 wins were the third-most in school history, and the most in 26 seasons.
- The Grizzlies won the Big Sky Conference regular-season and tournament titles, advancing to the NCAA tournament for the first time since 2013.
- It marked the fifth time in program history that a Montana team has won both the regular-season championship and tournament title.
- Montana reached 20 wins for the third time in DeCuire's four seasons. The Grizzlies have finished at least .500 all four seasons, advancing to three postseason tournaments.
- The Grizzlies won their first 13 conference games. The winning streak was one game shy of tying a school record and was the third-longest active streak in the NCAA at the time.
- Montana set a school record with seven consecutive true road wins from Dec. 28 through Feb. 3.
- Montana finished its home slate undefeated (14-0). It marked the first time in 26 seasons, and the fifth time ever, that the Grizzlies have posted a perfect home record.
- Montana finished the regular season ranked No. 14 in the College Insider Mid-Major Top 25.
- Montana posted its first winning non-conference record since 2011-12, including a win at Pitt – its first over a Power-5 program since 2010 and first over an ACC team since 1966.
- DeCuire was named the Big Sky Conference Coach of the Year after leading Montana to a 16-2 mark and an outright league title.
- DeCuire became the fastest coach in Big Sky history to win 50 conference games, needing just 65 games (currently 55-17).
- The Grizzlies had three of the 15 players named to the All-Big Sky Conference teams: Ahmaad Rorie (first team), Michael Oguine (second team) and Jamar Akoh (third team).
- Rorie also earned NABC All-District 6 first-team honors, while Oguine was named the Big Sky Conference Defensive Player of the Year and Big Sky Championship Most Outstanding Player.
- Montana was the only Big Sky team to have three players rank in the top 15 for scoring.
- Both Oguine (32nd member) and Rorie (33rd) joined Montana's 1,000-point scoring club.
- The Grizzlies were one of 17 schools nationally to rank in the top 100 for scoring offense (78.1; 67th) and scoring defense (68.7; 80th).
- Ranked in the top 25 nationally for turnovers forced (15.4; 21st), steals (7.8; 22nd) and turnover margin (+3.0; 27th).



## 2018-19 MONTANA GRIZZLIES ROSTER

No.	Name	Year	Pos.	Ht.	Wt.	Exp.	Hometown (Previous School)
0	Michael Oguine	Sr.	G	6-2	171	3L	Los Angeles, Calif. (Chaminade Prep H.S.)
1	Timmy Falls	So.	G	6-2	171	1L	Dublin, Calif. (Dublin H.S.)
2	Donaven Dorsey	R-Sr.	G	6-7	214	TR	Lacey, Wash. (Washington/Timberline H.S.)
3	Freddy Brown III	Fr.	G	6-2	170	HS	Seattle, Wash. (Nathan Hale H.S.)
4	Sayeed Pridgett	Jr.	G	6-5	195	2L	Oakland, Calif. (El Cerrito H.S.)
10	Eddy Egun	Fr.	G	6-4	160	HS	Woodland Hills, Calif. (El Camino Real H.S.)
12	Kendal Manuel	R-Jr.	G	6-4	180	TR	Billings, Mont. (Oregon State/Skyview H.S.)
13	Ben Carter	Fr.	F	6-10	275	HS	Adelaide, Australia (Sacred Heart College)
14	Ahmaad Rorie	R-Sr.	G	6-1	175	2L	Tacoma, Wash. (Oregon/Lincoln H.S.)
15	Jamar Akoh	R-Sr.	F	6-8	253	1L	Rancho Cucamonga, Calif. (Cal State Fullerton/Los Osos H.S.)
23	Mack Anderson	Fr.	F	6-9	210	HS	Bozeman, Mont. (Bozeman H.S.)
24	Bobby Moorehead	Sr.	G	6-7	182	3L	Tacoma, Wash. (Stadium H.S.)
32	Peter Jones	R-Fr.	F	6-8	225	RS	Seattle, Wash. (O'Dea H.S.)
33	Kelby Kramer	R-Fr.	C	6-10	220	RS	Rock Springs, Wyo. (Rock Springs H.S.)
34	Tony Miller	Jr.	F	6-6	210	TR	Woodinville, Wash. (Seattle Pacific/Woodinville H.S.)

## STARTERS RETURNING (4)

No.	Name	GP/GS	MPG	PPG	RPG	AST	BLK	STL	FG%	3FG%	FT%
0	Michael Oguine	34/34	32.2	15.8	5.5	67	18	48	.461	.357	.737
14	Ahmaad Rorie	34/34	35.8	17.2	3.9	125	5	42	.422	.339	.850
15	Jamar Akoh	34/34	25.9	12.8	6.6	37	23	30	.570	.200	.667
24	Bobby Moorehead	34/34	31.9	7.4	5.1	41	18	41	.381	.352	.714

## OTHER PLAYERS RETURNING (5)

No.	Name	GP/GS	MPG	PPG	RPG	AST	BLK	STL	FG%	3FG%	FT%
1	Timmy Falls	33/0	17.1	4.4	1.0	51	2	25	.414	.407	.722
2	Donaven Dorsey	-/-	--	----	--	--	--	--	--	--	--
4	Sayeed Pridgett	34/0	22.6	8.4	4.3	44	14	41	.462	.188	.656
32	Peter Jones	-/-	--	----	--	--	--	--	--	--	--
33	Kelby Kramer	-/-	--	----	--	--	--	--	--	--	--

## NEWCOMERS (6)

No.	Name	Year	Pos.	Notes
3	Freddy Brown III	Fr.	G	Won national championship as junior; averaged 28.7 ppg, 8.4 rpg, 5.4 apg, 2.4 spg as senior
10	Eddy Egun	Fr.	G	Twice named to All-CIF Los Angeles City Section Boys' Basketball Team
12	Kendal Manuel	R-Jr.	G	Started 25 games as a freshman at Oregon State (2016-17), averaging 7.8 ppg, 2.4 rpg, 1.6 apg
13	Ben Carter	Fr.	F	Competed on multiple national teams, winning silver at U20 Australian National Championship
23	Mack Anderson	Fr.	F	First-team all-state, helping the Hawks to three consecutive state title game appearances.
34	Tony Miller	Jr.	F	Averaged 18.7 ppg and 8.5 rpg in two seasons at Seattle Pacific; GNAC Freshman of Year in 2018

## STARTERS LOST (1)

No.	Name	GP/GS	MPG	PPG	RPG	AST	BLK	STL	FG%	3FG%	FT%
20	Fabijan Krslovic	34/34	24.9	7.4	5.1	48	19	30	.564	.000	.713

## OTHER PLAYERS LOST (5)

No.	Name	GP/GS	MPG	PPG	RPG	AST	BLK	STL	FG%	3FG%	FT%
3	Niko Bevens	15/0	1.6	0.2	0.1	1	0	1	.250	.333	--
5	Karl Nicholas	30/0	9.6	3.5	2.3	5	12	6	.603	--	.333
10	Lars Espe	17/0	2.5	0.4	0.2	5	1	0	.333	.333	.200
13	Trever Spoja	20/0	2.8	0.5	0.2	3	1	0	.176	.143	.500
40	Admir Besovic	18/0	1.7	0.7	0.3	1	1	0	.667	--	1.000



## MONTANA BASKETBALL



## 2017-18 SEASON STATISTICS - ALL GAMES

RECORD:	OVERALL	HOME	AWAY	NEUTRAL
ALL GAMES	26-8	14-0	8-6	4-2
CONFERENCE	16-2	9-0	7-2	0-0
NON-CONFERENCE	10-6	5-0	1-4	4-2

##	Player	gp-gs	min	avg	Total		3-Point		F-Throw		Rebounds				pf dq		a	to	blk	stl	pts	avg
					fg-fga	fg%	3fg-fga	3fg%	ft-fa	ft%	off	def	tot	avg								
14	RORIE, Ahmaad	34-34	121	35.8	206-488	.42	59-174	.33	113-133	.85	32	101	133	3.9	64	0	125	67	5	42	584	17.2
00	OGUINE, Michael	34-34	109	32.2	177-384	.46	46-129	.35	137-186	.73	73	115	188	5.5	95	2	67	45	18	48	537	15.8
15	AKOH, Jamar	34-34	881	25.9	158-277	.57	1-5	.20	118-177	.66	80	145	225	6.6	113	4	37	71	23	30	435	12.8
04	PRIDGETT, Sayee	34-0	770	22.6	122-264	.46	3-16	.18	40-61	.65	35	111	146	4.3	102	2	44	65	14	41	287	8.4
20	KRSLOVIC, Fabija	34-34	847	24.9	92-163	.56	0-6	.00	67-94	.71	52	120	172	5.1	95	3	48	50	19	30	251	7.4
24	MOOREHEAD, Bo	34-34	108	31.9	82-215	.38	51-145	.35	35-49	.71	27	147	174	5.1	75	1	41	39	18	41	250	7.4
01	FALLS, Timmy	33-0	563	17.1	48-116	.41	22-54	.40	26-36	.72	7	25	32	1.0	78	3	51	41	2	25	144	4.4
05	NICHOLAS, Karl	30-0	287	9.6	47-78	.60	0-0	.00	12-36	.33	31	37	68	2.3	70	1	5	29	12	6	106	3.5
40	BESOVIC, Admir	18-0	31	1.7	6-9	.66	0-0	.00	1-1	1.000	2	3	5	0.3	10	0	1	2	1	0	13	0.7
13	SPOJA, Trever	20-0	56	2.8	3-17	.17	2-14	.14	1-2	.50	1	2	3	0.2	8	0	3	3	1	0	9	0.5
10	ESPE, Lars	17-0	42	2.5	2-6	.33	1-3	.33	1-5	.20	2	1	3	0.2	4	0	5	2	1	0	6	0.4
03	BEVENS, Niko	15-0	24	1.6	1-4	.25	1-3	.33	0-0	.00	1	0	1	0.1	2	0	1	1	0	1	3	0.2
Team											59	48	107				7					
Total.....		34	6900		944-202	.46	186-549	.33	551-780	.70	402	855	125	37.0	716	16	428	422	114	264	262	77.2
Opponents.....		34	6901		784-182	.43	209-584	.35	552-764	.72	299	803	110	32.4	675	-	343	524	129	168	232	68.5

TEAM STATISTICS	UM	OPP
SCORING	2625	2329
Points per game	77.2	68.5
Scoring margin	+8.7	-
FIELD GOALS-ATT	944-2021	784-1825
Field goal pct	.467	.430
3 POINT FG-ATT	186-549	209-584
3-point FG pct	.339	.358
3-pt FG made per gam	5.5	6.1
FREE THROWS-ATT	551-780	552-764
Free throw pct	.706	.723
F-Throws made per ga	16.2	16.2
REBOUNDS	1257	1102
Rebounds per game	37.0	32.4
Rebounding margin	+4.6	-
ASSISTS	428	343
Assists per game	12.6	10.1
TURNOVERS	422	524
Turnovers per game	12.4	15.4
Turnover margin	+3.0	-
Assist/turnover ratio	1.0	0.7
STEALS	264	168
Steals per game	7.8	4.9
BLOCKS	114	129
Blocks per game	3.4	3.8
ATTENDANCE	56568	55538
Home games-Avg/Gam	14-4041	14-2659
Neutral site-Avg/Game	-	6-3053

Score by Periods	1st	2nd	OT	Totals
Montana	1197	1391	37	2625
Opponents	1089	1210	30	2329

Date	Opponent		Score	Att.
11/10/17	WHITWORTH	W	72-60	3056
11/13/17	at Pitt	Wot	83-78	3102
11/15/17	at Penn State	L	57-70	5854
11/20/17	vs Oral Roberts	W	69-64	1682
11/21/17	vs UC Santa Barbara	L	73-80	1239
11/26/17	CARROLL	W	86-75	2804
11/29/17	at Stanford	L	54-70	3145
12/3/17	CSUN	W	86-68	2734
12/9/17	at Georgia State	L	68-71	1224
12/17/17	UC RIVERSIDE	W	77-61	2817
12/19/17	UC IRVINE	W	86-68	3106
12/22/17	at Washington	L	63-66	5915
* 12/28/17	at Northern Arizona	W	87-69	604
* 12/30/17	at Southern Utah	W	79-49	1263
* 1/4/18	NORTH DAKOTA	W	109-79	3220
* 1/6/18	NORTHERN COLORADO	W	89-80	4119
* 1/11/18	at Sacramento State	W	78-66	721
* 1/13/18	at Portland State	W	92-89	925
* 1/20/18	at Montana State	W	67-52	6772
* 1/25/18	SOUTHERN UTAH	W	71-47	4040
* 1/27/18	NORTHERN ARIZONA	W	82-64	5108
* 2/1/18	at Northern Colorado	W	88-79	1413
* 2/3/18	at North Dakota	W	72-67	2089
* 2/8/18	PORTLAND STATE	W	80-60	4082
* 2/10/18	SACRAMENTO STATE	Wot	71-69	4592
* 2/15/18	at Eastern Washington	L	65-74	2354
* 2/17/18	at Idaho	Lot	77-79	1839
* 2/24/18	MONTANA STATE	W	90-63	7256
* 3/1/18	WEBER STATE	W	75-57	4922
* 3/3/18	IDAHO STATE	W	75-64	4712
3/8/18	vs North Dakota	W	84-76	0
3/9/18	vs Northern Colorado	Wot	91-89	0
3/10/18	vs Eastern Washington	W	82-65	1378
3/15/18	vs Michigan	L	47-61	14019

\* Conference game





# MONTANA BASKETBALL



## 2017-18 SEASON STATISTICS - BIG SKY GAMES

RECORD:	OVERALL	HOME	AWAY	NEUTRAL
ALL GAMES	16-2	9-0	7-2	0-0
CONFERENCE	16-2	9-0	7-2	0-0
NON-CONFERENCE	0-0	0-0	0-0	0-0

##	Player	gp-gs	min	avg	Total		3-Point		F-Throw		Rebounds				pf dq		a	to	blk	stl	pts	avg
					fg-fga	fg%	3fg-fga	3fg%	ft-fa	ft%	off	def	tot	avg								
14	RORIE, Ahmaad	18-18	619	34.4	106-244	.43	30-81	.37	50-53	.94	15	48	63	3.5	31	0	66	32	3	19	292	16.2
00	OGUINE, Michael	18-18	557	30.9	94-195	.48	28-72	.38	70-91	.76	36	67	103	5.7	47	1	35	19	5	26	286	15.9
15	AKOH, Jamar	18-18	484	26.9	96-166	.57	0-2	.00	78-114	.68	42	84	126	7.0	64	4	17	42	10	17	270	15.0
20	KRSLOVIC, Fabija	18-18	460	25.6	58-92	.63	0-1	.00	40-57	.70	28	67	95	5.3	51	1	32	28	8	15	156	8.7
04	PRIDGETT, Sayee	18-0	399	22.2	63-132	.47	1-5	.20	23-35	.65	15	57	72	4.0	52	1	25	28	4	21	150	8.3
24	MOOREHEAD, Bo	18-18	545	30.3	36-99	.36	23-65	.35	18-24	.75	11	86	97	5.4	40	0	21	19	6	27	113	6.3
01	FALLS, Timmy	18-0	351	19.5	32-76	.42	16-37	.43	23-31	.74	3	16	19	1.1	49	2	40	24	1	18	103	5.7
05	NICHOLAS, Karl	17-0	155	9.1	24-39	.61	0-0	.00	8-20	.40	11	24	35	2.1	38	1	4	12	10	5	56	3.3
40	BESOVIC, Admir	8-0	17	2.1	4-6	.66	0-0	.00	1-1	1.000	0	0	0	0.0	5	0	1	1	0	0	9	1.1
10	ESPE, Lars	8-0	26	3.3	2-4	.50	1-1	1.000	1-3	.33	1	1	2	0.3	1	0	4	0	1	0	6	0.8
13	SPOJA, Trever	10-0	26	2.6	2-8	.25	1-5	.20	1-2	.50	1	2	3	0.3	5	0	1	1	0	0	6	0.6
03	BEVENS, Niko	6-0	11	1.8	0-0	.00	0-0	.00	0-0	.00	0	0	0	0.0	1	0	0	0	0	0	0	0.0
Team											37	29	66				3					
Total.....		18	3650		517-106	.48	100-269	.37	313-431	.72	200	481	681	37.8	384	10	246	209	48	148	144	80.4
Opponents.....		18	3650		401-997	.40	113-342	.33	292-401	.72	179	413	592	32.9	375	-	179	264	61	80	120	67.1

TEAM STATISTICS	UM	OPP
SCORING	1447	1207
Points per game	80.4	67.1
Scoring margin	+13.3	-
FIELD GOALS-ATT	517-1061	401-997
Field goal pct	.487	.402
3 POINT FG-ATT	100-269	113-342
3-point FG pct	.372	.330
3-pt FG made per gam	5.6	6.3
FREE THROWS-ATT	313-431	292-401
Free throw pct	.726	.728
F-Throws made per ga	17.4	16.2
REBOUNDS	681	592
Rebounds per game	37.8	32.9
Rebounding margin	+4.9	-
ASSISTS	246	179
Assists per game	13.7	9.9
TURNOVERS	209	264
Turnovers per game	11.6	14.7
Turnover margin	+3.1	-
Assist/turnover ratio	1.2	0.7
STEALS	148	80
Steals per game	8.2	4.4
BLOCKS	48	61
Blocks per game	2.7	3.4
ATTENDANCE	42051	17980
Home games-Avg/Gam	9-4672	9-1998
Neutral site-Avg/Game	-	0-0

Date	Opponent	Score	Att.
* 12/28/17	at Northern Arizona	w 87-69	604
* 12/30/17	at Southern Utah	w 79-49	1263
* 1/4/18	NORTH DAKOTA	w 109-79	3220
* 1/6/18	NORTHERN COLORADO	w 89-80	4119
* 1/11/18	at Sacramento State	w 78-66	721
* 1/13/18	at Portland State	w 92-89	925
* 1/20/18	at Montana State	w 67-52	6772
* 1/25/18	SOUTHERN UTAH	w 71-47	4040
* 1/27/18	NORTHERN ARIZONA	w 82-64	5108
* 2/1/18	at Northern Colorado	w 88-79	1413
* 2/3/18	at North Dakota	w 72-67	2089
* 2/8/18	PORTLAND STATE	w 80-60	4082
* 2/10/18	SACRAMENTO STATE	wot 71-69	4592
* 2/15/18	at Eastern Washington	L 65-74	2354
* 2/17/18	at Idaho	Lot 77-79	1839
* 2/24/18	MONTANA STATE	w 90-63	7256
* 3/1/18	WEBER STATE	w 75-57	4922
* 3/3/18	IDAHO STATE	w 75-64	4712

\* - Conference game

Score by Periods	1st	2nd	OT	Totals
Montana	663	768	16	1447
Opponents	545	646	16	1207



## MONTANA BASKETBALL



## 2017-18 SEASON STATISTICS - HOME GAMES

#	Player	gp-gs	min	avg	Total		3-Point		F-Throw		Rebounds				pf	dq	a	to	blk	stl	pts	avg
					fg-fga	fg%	3fg-fga	3fg%	ft-fa	ft%	off	def	tot	avg								
14	RORIE, Ahmaad	14-14	472	33.7	82-193	.42	20-62	.32	49-62	.79	15	43	58	4.1	25	0	49	24	2	18	233	16.6
00	OGUINE, Michael	14-14	448	32.0	73-157	.46	22-57	.38	54-77	.70	36	55	91	6.5	29	0	28	24	10	17	222	15.9
15	AKOH, Jamar	14-14	367	26.2	76-124	.61	0-0	.00	65-94	.69	34	62	96	6.9	48	3	23	33	13	6	217	15.5
04	PRIDGETT, Sayee	14-0	320	22.9	61-119	.51	1-5	.20	16-22	.72	14	55	69	4.9	36	1	21	25	6	18	139	9.9
24	MOOREHEAD, Bo	14-14	429	30.6	33-72	.45	18-43	.41	13-16	.81	11	56	67	4.8	26	0	17	11	5	21	97	6.9
01	FALLS, Timmy	13-0	234	18.0	26-59	.44	14-31	.45	16-20	.80	4	12	16	1.2	41	2	17	14	0	10	82	6.3
20	KRSLOVIC, Fabija	14-14	323	23.1	30-59	.50	0-3	.00	19-27	.70	18	39	57	4.1	36	2	26	16	7	10	79	5.6
05	NICHOLAS, Karl	12-0	128	10.7	23-29	.79	0-0	.00	5-16	.31	12	19	31	2.6	30	0	3	17	9	4	51	4.3
40	BESOVIC, Admir	11-0	19	1.7	5-8	.62	0-0	.00	1-1	1.000	1	2	3	0.3	5	0	1	1	1	0	11	1.0
13	SPOJA, Trevor	11-0	44	4.0	3-13	.23	2-10	.20	1-2	.50	1	2	3	0.3	6	0	3	2	1	0	9	0.8
10	ESPE, Lars	10-0	28	2.8	2-3	.66	1-1	1.000	1-5	.20	1	1	2	0.2	2	0	5	1	1	0	6	0.6
03	BEVENS, Niko	7-0	13	1.9	1-1	1.000	1-1	1.000	0-0	.00	0	0	0	0.0	2	0	0	1	0	0	3	0.4
Team											23	27	50					3				
Total.....		14	2825		415-837	.49	79-213	.37	240-342	.70	170	373	543	38.8	286	8	193	172	55	104	114	82.1
Opponents.....		14	2825		308-760	.40	84-246	.34	215-302	.71	121	313	434	31.0	292	-	124	220	50	61	915	65.4

## 2017-18 SEASON STATISTICS - ROAD GAMES

#	Player	gp-gs	min	avg	Total		3-Point		F-Throw		Rebounds				pf	dq	a	to	blk	stl	pts	avg
					fg-fga	fg%	3fg-fga	3fg%	ft-fa	ft%	off	def	tot	avg								
14	RORIE, Ahmaad	14-14	516	36.9	86-205	.42	26-78	.33	38-40	.95	10	40	50	3.6	30	0	49	32	2	14	236	16.9
00	OGUINE, Michael	14-14	437	31.2	69-157	.43	16-53	.30	55-73	.75	26	37	63	4.5	46	1	25	14	5	22	209	14.9
15	AKOH, Jamar	14-14	371	26.5	62-115	.53	1-4	.25	47-72	.65	35	61	96	6.9	51	1	9	30	8	19	172	12.3
20	KRSLOVIC, Fabija	14-14	366	26.1	43-68	.63	0-3	.00	31-43	.72	23	58	81	5.8	44	0	20	26	9	15	117	8.4
24	MOOREHEAD, Bo	14-14	469	33.5	38-109	.34	25-75	.33	15-21	.71	10	69	79	5.6	31	0	19	19	7	18	116	8.3
04	PRIDGETT, Sayee	14-0	312	22.3	39-91	.42	1-5	.20	20-34	.58	16	36	52	3.7	49	1	15	28	6	16	99	7.1
01	FALLS, Timmy	14-0	235	16.8	15-42	.35	7-19	.36	10-16	.62	2	8	10	0.7	24	0	29	19	1	11	47	3.4
05	NICHOLAS, Karl	14-0	110	7.9	13-33	.39	0-0	.00	6-12	.50	12	16	28	2.0	32	1	1	8	3	2	32	2.3
40	BESOVIC, Admir	4-0	9	2.3	1-1	1.000	0-0	.00	0-0	.00	1	0	1	0.3	4	0	0	1	0	0	2	0.5
03	BEVENS, Niko	5-0	6	1.2	0-0	.00	0-0	.00	0-0	.00	0	0	0	0.0	0	0	0	0	0	0	0	0.0
10	ESPE, Lars	4-0	10	2.5	0-2	.00	0-1	.00	0-0	.00	1	0	1	0.3	1	0	0	1	0	0	0	0.0
13	SPOJA, Trevor	7-0	9	1.3	0-3	.00	0-3	.00	0-0	.00	0	0	0	0.0	2	0	0	1	0	0	0	0.0
Team											29	16	45					4				
Total.....		14	2850		366-826	.44	76-241	.31	222-311	.71	165	341	506	36.1	314	4	167	183	41	117	103	73.6
Opponents.....		14	2850		322-747	.43	79-231	.34	256-346	.74	135	343	478	34.1	270	-	150	219	62	77	979	69.9

## 2017-18 SEASON STATISTICS - NEUTRAL-SITE GAMES

#	Player	gp-gs	min	avg	Total		3-Point		F-Throw		Rebounds				pf	dq	a	to	blk	stl	pts	avg
					fg-fga	fg%	3fg-fga	3fg%	ft-fa	ft%	off	def	tot	avg								
14	RORIE, Ahmaad	6-6	230	38.3	38-90	.42	13-34	.38	26-31	.83	7	18	25	4.2	9	0	27	11	1	10	115	19.2
00	OGUINE, Michael	6-6	211	35.2	35-70	.50	8-19	.42	28-36	.77	11	23	34	5.7	20	1	14	7	3	9	106	17.7
20	KRSLOVIC, Fabija	6-6	158	26.3	19-36	.52	0-0	.00	17-24	.70	11	23	34	5.7	15	1	2	8	3	5	55	9.2
04	PRIDGETT, Sayee	6-0	138	23.0	22-54	.40	1-6	.16	4-5	.80	5	20	25	4.2	17	0	8	12	2	7	49	8.2
15	AKOH, Jamar	6-6	143	23.8	20-38	.52	0-1	.00	6-11	.54	11	22	33	5.5	14	0	5	8	2	5	46	7.7
24	MOOREHEAD, Bo	6-6	187	31.2	11-34	.32	8-27	.29	7-12	.58	6	22	28	4.7	18	1	5	9	6	2	37	6.2
05	NICHOLAS, Karl	4-0	49	12.3	11-16	.68	0-0	.00	1-8	.12	7	2	9	2.3	8	0	1	4	0	0	23	5.8
01	FALLS, Timmy	6-0	94	15.7	7-15	.46	1-4	.25	0-0	.00	1	5	6	1.0	13	1	5	8	1	4	15	2.5
13	SPOJA, Trevor	2-0	3	1.5	0-1	.00	0-1	.00	0-0	.00	0	0	0	0.0	0	0	0	0	0	0	0	0.0
40	BESOVIC, Admir	3-0	3	1.0	0-0	.00	0-0	.00	0-0	.00	0	1	1	0.3	1	0	0	0	0	0	0	0.0
10	ESPE, Lars	3-0	4	1.3	0-1	.00	0-1	.00	0-0	.00	0	0	0	0.0	1	0	0	0	0	0	0	0.0
03	BEVENS, Niko	3-0	5	1.7	0-3	.00	0-2	.00	0-0	.00	1	0	1	0.3	0	0	1	0	0	1	0	0.0
Team											7	6	13									
Total.....		6	1225		163-358	.45	31-95	.32	89-127	.70	67	142	209	34.8	116	4	68	67	18	43	446	74.3
Opponents.....		6	1226		154-318	.48	46-107	.43	81-116	.69	43	147	190	31.7	113	-	69	85	17	30	435	72.5



# MONTANA BASKETBALL



## 2017-18 GAME-BY-GAME STATISTICS

				--TOTAL--		--3-PTRS--		----FTS----		--REBOUNDS--													
Opponent	Date	Score	W/L	FG-A	Pct.	3FG-A	Pct.	FT-A	Pct.	Off	Def	Tot	Avg	PF	A	TO	Blk	Stl	Pts	Avg			
WHITWORTH	11/10/17	72-60	W	25-62	.403	7-20	.350	15-25	.600	10	23	33	33.0	23	11	11	6	7	72	72.0			
at Pitt	11/13/17	83-78	W (ot)	30-66	.455	7-24	.292	16-25	.640	14	25	39	36.0	23	15	15	6	7	83	77.5			
at Penn State	11/15/17	57-70	L	22-56	.393	6-21	.286	7-15	.467	10	24	34	35.3	22	9	15	5	9	57	70.7			
vs. Oral Roberts	11/20/17	69-64	W	24-56	.429	4-22	.182	17-22	.773	12	22	34	35.0	18	18	10	4	10	69	70.2			
vs. UC Santa Barbara	11/21/17	73-80	L	27-63	.429	6-22	.273	13-21	.619	17	15	32	34.4	28	12	17	3	8	73	70.8			
CARROLL	11/26/17	86-75	W	33-59	.559	5-13	.385	15-27	.556	14	19	33	34.2	19	13	16	2	9	86	73.3			
at Stanford	11/29/17	54-70	L	19-65	.292	4-25	.160	12-17	.706	14	20	34	34.1	27	7	11	5	6	54	70.6			
CSUN	12/3/17	86-68	W	31-60	.517	4-12	.333	20-25	.800	13	23	36	34.4	22	15	12	6	5	86	72.5			
at Georgia State	12/9/17	68-71	L	21-58	.362	5-22	.227	21-26	.808	14	26	40	35.0	21	10	15	5	11	68	72.0			
UC RIVERSIDE	12/17/17	77-61	W	24-48	.500	5-18	.278	24-31	.774	11	29	40	35.5	18	7	20	5	7	77	72.5			
UC IRVINE	12/19/17	86-68	W	32-61	.525	7-15	.467	15-25	.600	15	22	37	35.6	22	15	11	2	6	86	73.7			
at Washington	12/22/17	63-66	L	27-67	.403	5-15	.333	4-6	.667	20	21	41	36.1	19	12	20	6	6	63	72.8			
at Northern Arizona	12/28/17	87-69	W	29-65	.446	7-17	.412	22-29	.759	16	26	42	36.5	26	13	11	4	11	87	73.9			
at Southern Utah	12/30/17	79-49	W	31-63	.492	4-16	.250	13-14	.929	6	32	38	36.6	23	13	6	1	8	79	74.3			
NORTH DAKOTA	1/4/18	109-79	W	40-65	.615	8-14	.571	21-30	.700	8	31	39	36.8	25	21	8	3	10	109	76.6			
NORTHERN COLO.	1/6/18	89-80	W	29-57	.509	3-7	.429	28-33	.848	14	26	40	37.0	22	13	13	4	8	89	77.4			
at Sacramento State	1/11/18	78-66	W	26-57	.456	7-13	.538	19-22	.864	15	21	36	36.9	22	13	12	0	14	78	77.4			
at Portland State	1/13/18	92-89	W	27-49	.551	5-11	.455	33-47	.702	11	27	38	37.0	25	13	19	1	7	92	78.2			
at Montana State	1/20/18	67-52	W	26-58	.448	4-12	.333	11-16	.688	9	27	36	36.9	23	10	8	3	7	67	77.6			
SOUTHERN UTAH	1/25/18	71-47	W	22-52	.423	7-12	.583	20-28	.714	8	28	36	36.9	23	7	9	4	9	71	77.3			
NORTHERN ARIZONA	1/27/18	82-64	W	34-62	.548	12-28	.429	2-6	.333	11	17	28	36.5	22	14	15	2	9	82	77.5			
at Northern Colo.	2/1/18	88-79	W	32-58	.552	5-9	.556	19-32	.594	13	29	42	36.7	25	10	12	2	5	88	78.0			
at North Dakota	2/3/18	72-67	W	27-56	.482	5-18	.278	13-19	.684	7	24	31	36.5	21	17	13	1	8	72	77.7			
PORTLAND STATE	2/8/18	80-60	W	28-61	.459	2-11	.182	22-29	.759	15	32	47	36.9	20	15	10	7	7	80	77.8			
SACRAMENTO STATE	2/10/18	71-69	W (ot)	24-63	.381	7-22	.318	16-21	.762	10	31	41	37.1	17	14	9	5	5	71	77.6			
at Eastern Washington	2/15/18	65-74	L	22-51	.431	6-22	.273	15-19	.789	7	20	27	36.7	17	14	15	1	9	65	77.1			
at Idaho	2/17/18	77-79	L (ot)	27-57	.474	6-16	.375	17-24	.708	9	19	28	36.4	20	11	11	1	9	77	77.1			
MONTANA STATE	2/24/18	90-63	W	35-66	.530	5-15	.333	15-24	.625	13	33	46	36.7	24	18	12	3	10	90	77.5			
IDAHO STATE	3/3/18	75-64	W	27-63	.429	3-17	.176	18-24	.750	17	28	45	37.2	12	8	11	4	5	75	77.4			
vs. Northern Colo.	3/9/18	91-89	W (ot)	35-73	.479	1-6	.167	20-29	.690	15	22	37	37.3	24	8	7	4	7	91	78.0			
vs. Eastern Washington	3/10/18	82-65	W	29-49	.592	9-18	.500	15-20	.750	5	25	30	37.1	11	13	8	2	7	82	78.1			
VS MICHIGAN	3/15/18	47-61	L	18-56	.321	3-15	.200	8-11	.727	8	25	33	37.0	21	7	12	2	7	47	77.2			
MONTANA		2625		944-2021	.467	186-549	.339	551-780	.706	402	855	1257	37.0	716	428	422	114	264	2625	77.2			
OPPONENTS		2329		784-1825	.430	209-584	.358	552-764	.723	299	803	1102	32.4	675	343	524	129	168	2329	68.5			





## MONTANA BASKETBALL



## 2017-18 GAME-BY-GAME COMPARISONS

Opponent	1st	2nd	Score	Total FG	FG Pct.	3-Pointers	3FG Pct.	Free Throws	FT Pct.	RBs	Assists	TOs	Blocks	Steals	Fouls
WHITWORTH	32/29	40/31	72-60	25-62/19-47	.403/.404	7-20/4-12	.350/.333	15-25/18-26	.600/.692	33/42	11/5	11/24	6/3	7/3	23/21
at Pitt	37/35	36/38	83-78	30-66/27-61	.455/.443	7-24/6-15	.292/.400	16-25/18-24	.640/.750	39/38	15/12	15/19	6/3	7/4	23/22
at Penn State	29/34	28/36	57-70	22-56/25-50	.393/.500	6-21/6-12	.286/.500	7-15/14-24	.467/.583	34/32	9/12	15/15	5/9	9/3	22/15
vs. Oral Roberts	31/24	38/40	69-64	24-56/23-52	.429/.442	4-22/8-16	.182/.500	17-22/10-15	.773/.667	34/31	18/13	10/16	4/3	10/6	18/18
vs. UC Santa Barbara	27/38	46/42	73-80	27-63/23-41	.429/.561	6-22/6-14	.273/.429	13-21/28-35	.619/.800	32/30	12/11	17/21	3/8	8/5	28/24
CARROLL	46/42	40/33	86-75	33-59/25-45	.559/.556	5-13/8-12	.385/.667	15-27/17-20	.556/.850	33/22	13/14	16/20	2/5	9/6	19/24
at Stanford	25/30	29/40	54-70	19-65/21-48	.292/.438	4-25/3-11	.160/.273	12-17/25-33	.706/.758	34/47	7/12	11/18	5/5	6/5	27/14
CSUN	41/36	45/32	86-68	31-60/25-52	.517/.481	4-12/4-12	.333/.333	20-25/14-23	.800/.609	36/27	15/11	12/16	6/3	5/4	22/20
at Georgia State	26/43	42/28	68-71	21-58/23-55	.362/.418	5-22/5-20	.227/.250	21-26/20-26	.808/.769	40/33	10/9	15/14	5/6	11/9	21/17
UC RIVERSIDE	33/21	44/40	77-61	24-48/20-52	.500/.385	5-18/5-17	.278/.294	24-31/16-23	.774/.696	40/23	7/6	20/16	5/2	7/6	18/22
UC IRVINE	39/29	47/39	86-68	32-61/21-49	.525/.429	7-15/6-15	.467/.400	15-25/20-27	.600/.741	37/29	15/10	11/15	2/4	6/6	22/18
at Washington	32/33	31/33	63-66	27-67/23-51	.403/.451	5-15/3-9	.333/.333	4-6/17-21	.667/.810	41/27	12/4	20/18	6/11	6/12	19/14
at Northern Arizona	42/30	45/39	87-69	29-65/16-49	.446/.327	7-17/7-17	.412/.412	22-29/30-35	.759/.857	42/33	13/10	11/19	4/7	11/4	26/22
at Southern Utah	39/20	40/29	79-49	31-63/15-57	.492/.263	4-16/4-15	.250/.267	13-14/15-21	.929/.714	38/42	13/7	6/15	1/3	8/2	23/14
NORTH DAKOTA	50/29	59/50	109-79	40-65/24-63	.615/.381	8-14/8-31	.571/.258	21-30/23-26	.700/.885	39/33	21/8	8/13	3/3	10/4	25/26
NORTHERN COLO.	43/28	46/52	89-80	29-57/25-57	.509/.439	3-7/14-26	.429/.538	28-33/16-21	.848/.762	40/25	13/15	13/15	4/5	8/7	22/25
at Sacramento State	32/35	46/31	78-66	26-57/21-40	.456/.525	7-13/7-14	.538/.500	19-22/17-27	.864/.630	36/22	13/10	12/17	0/3	14/6	22/20
at Portland State	42/48	50/41	92-89	27-49/33-77	.551/.429	5-11/5-24	.455/.208	33-47/18-22	.702/.818	38/35	13/13	19/14	1/2	7/11	25/32
at Montana State	33/33	34/19	67-52	26-58/16-50	.448/.320	4-12/3-16	.333/.188	11-16/17-26	.688/.654	36/41	10/9	8/13	3/3	7/3	23/18
SOUTHERN UTAH	30/21	41/26	71-47	22-52/15-49	.423/.306	7-12/1-11	.583/.091	20-28/16-27	.714/.593	36/35	7/4	9/17	4/3	9/1	23/22
NORTHERN ARIZONA	31/24	51/40	82-64	34-62/20-48	.548/.417	12-28/7-16	.429/.438	2-6/17-21	.333/.810	28/32	14/5	15/22	2/0	9/2	22/14
at Northern Colorado	37/37	51/42	88-79	32-58/24-56	.552/.429	5-9/8-26	.556/.308	19-32/23-28	.594/.821	42/32	10/13	12/12	2/2	5/1	25/25
at North Dakota	39/31	33/36	72-67	27-56/24-53	.482/.453	5-18/3-17	.278/.176	13-19/16-23	.684/.696	31/35	17/10	13/14	1/2	8/7	21/17
PORTLAND STATE	34/29	46/31	80-60	28-61/21-67	.459/.313	2-11/6-27	.182/.222	22-29/12-20	.759/.600	47/38	15/9	10/13	7/4	7/4	20/24
SACRAMENTO STATE	34/31	27/30	71-69	24-63/25-58	.381/.431	7-22/8-13	.318/.615	16-21/11-16	.762/.688	41/37	14/14	9/11	5/5	5/3	17/20
at Eastern Washington	32/35	33/39	65-74	22-51/27-48	.431/.563	6-22/7-16	.273/.438	15-19/13-18	.789/.722	27/30	14/15	15/15	1/3	9/6	17/18
at Idaho	35/35	36/36	77-79	27-57/27-52	.474/.519	6-16/12-19	.375/.632	17-24/13-18	.708/.722	28/31	11/14	11/16	1/3	9/4	20/22
MONTANA STATE	37/21	53/42	90-63	35-66/19-61	.530/.311	5-15/6-24	.333/.250	15-24/19-29	.625/.655	46/39	18/8	12/16	3/2	10/3	24/21
WEBER STATE	36/29	39/28	75-57	31-58/22-54	.534/.407	4-9/2-11	.444/.182	9-14/11-16	.643/.688	42/25	22/3	15/10	2/5	7/5	17/15
IDAHO STATE	37/29	38/35	75-64	27-63/27-58	.429/.466	3-17/5-19	.176/.263	18-24/5-7	.750/.714	45/27	8/12	11/12	4/6	5/7	12/20
vs. North Dakota	42/42	42/34	84-76	30-61/27-59	.492/.458	8-12/11-26	.667/.423	16-24/11-15	.667/.733	43/28	10/12	13/10	3/1	4/10	14/17
vs. Northern Colorado	37/37	43/43	91-89	35-73/33-59	.479/.559	1-6/7-11	.167/.636	20-29/16-26	.690/.615	37/39	8/12	7/15	4/2	7/2	24/23
vs. Eastern Washington	29/40	53/25	82-65	29-49/27-60	.592/.450	9-18/9-24	.500/.375	15-20/2-3	.750/.667	30/26	13/10	8/9	2/0	7/3	11/17
vs. Michigan	28/31	19/30	47-61	18-56/21-47	.321/.447	3-15/5-16	.200/.313	8-11/14-22	.727/.636	33/36	7/11	12/14	2/3	7/4	21/14



## THE GRIZZLIES' RECORD WHEN...

## GAME LOCATION

At Dahlberg Arena .....	14-0
On the Road .....	8-6
Neutral Site .....	4-2

## TOP-25 OPPONENT (AP POLL)

At Dahlberg Arena .....	0-0
On the Road .....	0-0
Neutral Site .....	0-1

## ON TV

At Dahlberg Arena .....	6-0
On the Road .....	3-3
Neutral Site .....	3-1

## OVERTIME

At Dahlberg Arena .....	1-0
On the Road .....	1-1
Neutral Site .....	1-0

## HALFTIME SCORE

Leading at the Half .....	19-0
Trailing at the Half .....	3-7
Tied at the Half .....	4-1

## FINAL MARGIN

1-4 .....	3-3
5-9 .....	6-2
10+ .....	17-3

## GRIZ SCORING

<50 .....	0-1
50-59 .....	0-2
60-69 .....	2-3
70-79 .....	9-2
80-89 .....	11-0
90+ .....	4-0

## OPPONENT SCORING

<50 .....	2-0
50-59 .....	2-0
60-69 .....	14-2
70-79 .....	5-5
80-89 .....	3-1
90+ .....	0-0

## FIELD-GOAL PERCENTAGE

Better Field-Goal Percentage .....	20-0
Worse Field-Goal Percentage .....	6-8

UM Shoots <.400 .....	1-4
UM Shoots .400-.449 .....	6-3
UM Shoots .450-.499 .....	7-1
UM Shoots .500+ .....	12-0

Opponent Shoots <.400 .....	8-0
Opponent Shoots .400-.449 .....	11-3
Opponent Shoots .450-.499 .....	4-1
Opponent Shoots .500+ .....	3-4

## 3-POINT SHOOTING

Better 3-Point FG Percentage .....	13-0
Worse 3-Point FG Percentage .....	11-7
Same 3-Point FG Percentage .....	2-1

UM Makes 0-4 .....	9-2
UM Makes 5-7 .....	13-6
UM makes 8+ .....	4-0

Opponent Makes 0-4 .....	7-2
Opponent Makes 5-7 .....	11-5
Opponent Makes 8+ .....	8-1

## FREE-THROW SHOOTING

Better Free-Throw Percentage .....	13-3
Worse Free-Throw Percentage .....	13-5

UM Shoots More FTs .....	16-3
UM Shoots Fewer FTs .....	10-4
UM Shoots Same FTs .....	0-1

UM Makes More FTs .....	13-3
UM Makes Fewer FTs .....	13-5
UM Makes Same FTs .....	0-0

## REBOUNDING

More Rebounds than Opponent .....	20-4
Fewer Rebounds than Opponent .....	6-4
Same Rebounds as Opponent .....	0-0

## ASSISTS

More Assists than Opponent .....	18-3
Fewer Assists than Opponent .....	6-5
Same Assists as Opponent .....	2-0

## TURNOVERS

Fewer Turnovers than Opponent .....	19-4
More Turnovers than Opponent .....	6-2
Same Turnovers as Opponent .....	1-2

UM Makes < 10 .....	7-0
UM Makes 10-15 .....	16-6
UM Makes 16+ .....	3-2

Opponent Makes < 10 .....	1-0
Opponent Makes 10-15 .....	14-4
Opponent Makes 16+ .....	11-4

## TIME OF DAY

Day Game .....	5-1
Night Game .....	21-7

## DAY OF THE WEEK

Monday .....	2-0
Tuesday .....	1-1
Wednesday .....	0-2
Thursday .....	8-2
Friday .....	2-1
Saturday .....	10-2
Sunday .....	3-0

## MONTH

November .....	4-3
December .....	5-2
January .....	7-0
February .....	5-2
March .....	5-1

## UNIFORMS

Gray .....	4-3
Maroon .....	7-5
White .....	15-0

## GRIZ VS. OPPOSING CONFERENCES

ACC .....	1-0
Big Sky .....	19-2
Big Ten .....	0-2
Big West .....	3-1
Pac-12 .....	0-2
Summit League .....	1-0
Sunbelt .....	0-1
West Coast .....	0-0
Non-Division I .....	2-0

## GRIZ IN THE STATE OF

Arizona .....	1-0
California .....	2-2
Colorado .....	1-0
Georgia .....	0-1
Idaho .....	0-1
Kansas .....	0-1
Montana .....	15-0
Nevada .....	3-0
North Dakota .....	1-0
Oregon .....	1-0
Pennsylvania .....	1-1
Utah .....	1-0
Washington .....	0-2



## MONTANA BASKETBALL



## Game #1

Nov. 10, 2017  
Missoula, Mont.

72 60

## Whitworth 60 • 0-0

#	Player	Total		3-Ptr		Rebounds			PF	TP	A	TO	Blk	Stl	Min
		FG	FGA	FG	FGA	FT	FTA	Off Def Tot							
22	Christy, Jared	f	3-6	0-1	2-4	1	3	4	0	8	1	6	1	0	33
35	Bishop, Ben	f	2-4	0-0	5-9	1	9	10	1	9	0	3	1	0	25
01	Roach, Kyle	g	4-12	1-3	5-5	2	8	10	3	14	0	1	0	0	35
04	College, Ben	g	2-5	2-4	0-0	0	2	2	4	6	1	2	0	1	30
10	Lester, Jordan	g	6-11	0-1	6-7	0	7	7	3	18	2	6	0	1	36
05	Hull, Garrett		0-0	0-0	0-0	1	2	3	1	0	0	2	0	0	10
12	Lees, Sam		0-1	0-0	0-0	0	0	0	1	0	0	0	0	0	6
15	Crosno, Kevin		1-4	0-1	0-0	0	1	1	3	2	1	0	0	1	9
23	Kohler, Brandon		0-0	0-0	0-0	0	0	0	1	0	0	0	0	0	4
44	Brown, Reed		1-4	1-2	0-1	1	0	1	4	3	0	4	1	0	12
Team						2	2	4							
Totals			19-47	4-12	18-26	8	34	42	21	60	5	24	3	3	200

FG % 1st Half: 10-27 37.0% 2nd half: 9-20 45.0% Game: 19-47 40.4%  
 3FG % 1st Half: 3-7 42.9% 2nd half: 1-5 20.0% Game: 4-12 33.3%  
 FT % 1st Half: 6-11 54.5% 2nd half: 12-15 80.0% Game: 18-26 69.2%

## Montana 72 • 1-0

#	Player	Total		3-Ptr		Rebounds			PF	TP	A	TO	Blk	Stl	Min
		FG	FGA	FG	FGA	FT	FTA	Off Def Tot							
15	AKOH, Jamar	f	2-8	0-0	0-0	0	1	1	1	4	0	1	0	0	14
20	KRSLOVIC, Fabijan	f	1-3	0-2	1-2	0	1	1	3	3	0	0	1	1	17
00	OGUINE, Michael	g	2-9	1-3	5-7	2	4	6	3	10	4	4	1	2	33
14	RORIE, Ahmaad	g	6-16	3-6	6-9	2	2	4	3	21	3	0	1	1	35
24	MOOREHEAD, Bobby	g	5-7	2-3	2-3	3	6	9	3	14	1	0	0	1	37
01	FALLS, Timmy		1-5	0-1	0-1	0	1	1	2	2	0	1	0	0	20
03	BEVENS, Niko		0-0	0-0	0-0	0	0	0	0	0	0	0	0	0	1
04	PRIDGETT, Sayeed		4-6	0-0	1-3	1	4	5	3	9	1	3	2	2	22
05	NICHOLAS, Karl		2-2	0-0	0-0	1	1	2	4	4	0	2	0	0	8
10	ESPE, Lars		0-0	0-0	0-0	0	0	0	0	0	1	0	0	0	1
13	SPOJA, Trevor		1-5	1-5	0-0	0	0	0	1	3	1	0	1	0	11
40	BESOVIC, Admir		1-1	0-0	0-0	0	1	1	2	3	0	0	0	0	1
Team						1	2	3							
Totals			25-62	7-20	15-25	10	23	33	23	72	11	11	6	7	200

FG % 1st Half: 10-33 30.3% 2nd half: 15-29 51.7% Game: 25-62 40.3%  
 3FG % 1st Half: 3-12 25.0% 2nd half: 4-8 50.0% Game: 7-20 35.0%  
 FT % 1st Half: 9-15 60.0% 2nd half: 6-10 60.0% Game: 15-25 60.0%

Officials: Doug Sturdivan, Matt Basham, Matt Mason  
 Technical fouls: Whitworth-None. Montana-None.  
 Attendance: 3056

Score by periods	1st	2nd	Total
Whitworth	29	31	60
Montana	32	40	72

Points	In	Off	2nd	Fast	Bench
WHTW	30	11	7	5	5
UM	34	23	14	4	20

## Game #2

Nov. 13, 2017  
Pittsburgh, Penn.

83 78

## Montana 83 • 2-0

#	Player	Total		3-Ptr		Rebounds			PF	TP	A	TO	Blk	Stl	Min
		FG	FGA	FG	FGA	FT	FTA	Off Def Tot							
15	AKOH, Jamar	f	0-2	0-0	0-0	1	0	1	4	0	1	2	1	1	14
20	KRSLOVIC, Fabijan	f	2-5	0-3	2-2	2	7	9	3	6	3	3	2	2	35
00	OGUINE, Michael	g	10-22	2-7	7-12	5	1	6	3	29	5	0	0	0	44
14	RORIE, Ahmaad	g	7-15	2-6	2-2	0	5	5	3	18	3	3	0	2	44
24	MOOREHEAD, Bobby	g	5-8	3-5	1-2	0	6	6	1	14	2	0	0	1	42
01	FALLS, Timmy		0-1	0-0	0-0	0	0	0	1	0	0	0	0	0	4
04	PRIDGETT, Sayeed		4-9	0-2	4-6	3	5	8	4	12	1	4	3	1	33
05	NICHOLAS, Karl		2-3	0-0	0-1	0	1	1	4	4	0	0	0	0	8
13	SPOJA, Trevor		0-1	0-1	0-0	0	0	0	0	0	0	1	0	0	1
Team						3	0	3							
Totals			30-66	7-24	16-25	14	25	39	23	83	15	15	6	7	225

FG % 1st Half: 16-34 47.1% 2nd half: 11-26 42.3% OT: 3-6 50.0% Game: 30-66 45.5% Deadball Rebounds 5  
 3FG % 1st Half: 4-13 30.8% 2nd half: 3-10 30.0% OT: 0-1 0.0% Game: 7-24 29.2%  
 FT % 1st Half: 1-5 20.0% 2nd half: 11-14 78.6% OT: 4-6 66.7% Game: 16-25 64.0%

## Pitt 78 • 0-2

#	Player	Total		3-Ptr		Rebounds			PF	TP	A	TO	Blk	Stl	Min
		FG	FGA	FG	FGA	FT	FTA	Off Def Tot							
04	Ryan Luther	f	8-15	1-2	1-2	7	4	11	5	18	2	3	0	1	33
21	Terrell Brown	f	1-2	0-0	0-0	2	2	4	2	2	1	3	0	0	13
00	Jared Wilson-Frame	g	5-10	1-3	4-4	1	3	4	0	15	1	0	0	1	39
05	Marcus Carr	g	1-9	0-2	6-6	0	3	3	2	8	3	5	0	1	28
13	Khameron Davis	g	2-3	2-2	0-0	0	0	0	4	6	1	2	1	0	23
01	Parker Stewart		1-5	1-4	2-2	0	2	2	2	5	0	0	0	0	27
02	Jonathan Milligan		2-5	0-0	1-2	0	1	1	0	5	1	2	0	1	17
15	Kene Chukwuka		0-2	0-1	0-0	1	3	4	0	0	0	0	0	0	12
23	Shamuel Stevenson		7-10	1-1	4-8	1	5	6	3	19	3	4	1	1	33
Team						0	3	3							
Totals			27-61	6-15	18-24	12	26	38	22	78	12	19	3	4	225

FG % 1st Half: 11-24 45.8% 2nd half: 14-28 50.0% OT: 2-9 22.2% Game: 27-61 44.3% Deadball Rebounds 3  
 3FG % 1st Half: 3-8 37.5% 2nd half: 3-4 75.0% OT: 0-3 0.0% Game: 6-15 40.0%  
 FT % 1st Half: 10-13 76.9% 2nd half: 7-9 77.8% OT: 1-2 50.0% Game: 18-24 75.0%

Officials: James Luckie (R), Brian Dorsey, James Breeding  
 Technical fouls: Montana-None. Pitt-None.  
 Attendance: 3102

## PROGRESSIVE LEGENDS CLASSIC - PITTSBURGH REGIONAL ROUND - GAME 1

Score by periods	1st	2nd	OT	Total
Montana	37	36	10	83
Pitt	35	38	5	78

Points	In	Off	2nd	Fast	Bench
UM	42	30	6	18	16
UP	40	6	13	6	29

## Game #3

Nov. 15, 2017  
University Park, Penn.

70 57

## Montana 57 • 2-1

#	Player	Total		3-Ptr		Rebounds			PF	TP	A	TO	Blk	Stl	Min
		FG	FGA	FG	FGA	FT	FTA	Off Def Tot							
15	AKOH, Jamar	f	3-8	1-2	4-8	3	3	6	3	11	0	1	2	2	34
20	KRSLOVIC, Fabijan	f	2-2	0-0	2-2	0	7	7	3	6	0	3	1	2	25
00	OGUINE, Michael	g	6-15	2-5	1-5	2	5	7	3	15	0	0	1	0	34
14	RORIE, Ahmaad	g	7-18	2-9	0-0	0	3	3	3	16	4	4	0	3	38
24	MOOREHEAD, Bobby	g	1-4	0-3	0-0	0	2	2	1	2	2	3	1	2	34
01	FALLS, Timmy		0-1	0-1	0-0	0	1	1	1	0	0	1	0	0	7
03	BEVENS, Niko		0-0	0-0	0-0	0	0	0	0	0	0	0	0	0	1
04	PRIDGETT, Sayeed		2-6	1-1	0-0	2	1	3	4	5	3	2	0	0	20
05	NICHOLAS, Karl		1-2	0-0	0-0	2	1	3	4	2	0	0	0	0	7
10	ESPE, Lars		0-0	0-0	0-0	0	0	0	0	0	0	0	0	0	0+
13	SPOJA, Trevor		0-0	0-0	0-0	0	0	0	0	0	0	0	0	0	0+
40	BESOVIC, Admir		0-0	0-0	0-0	0	0	0	0	0	0	0	0	0	0+
Team						1	1	2							
Totals			22-56	6-21	7-15	10	24	34	22	57	9	15	5	9	200

FG % 1st Half: 12-25 48.0% 2nd half: 10-31 32.3% Game: 22-56 39.3%  
 3FG % 1st Half: 2-8 25.0% 2nd half: 4-13 30.8% Game: 6-12 28.6%  
 FT % 1st Half: 3-6 50.0% 2nd half: 4-9 44.4% Game: 7-15 46.7%

## Penn State 70 • 3-0

#	Player		Total		3-Ptr		Rebounds			PF	TP	A	TO	Blk	Stl	Min
			FG-FGA	FG-FGA	FT-FTA	Off	Def	Tot								
11	Stevens, Lamar	f	8-14	1-2	8-9	1	6	7	2	25	2	5	2	2	38	
24	Watkins, Mike	f	3-4	0-0	2-2	0	6	6	3	8	0	1	4	0	19	
10	Carr, Tony	g	3-9	1-1	0-0	1	1	2	1	7	2	2	0	0	19	
23	Reaves, Josh	g	4-6	0-2	4-8	0	2	2	2	12	1	0	1	0	33	
33	Garner, Shep	g	4-7	4-7	0-2	0	5	5	1	12	3	1	0	0	32	
03	Pierce, Satchel		1-3	0-0	0-0	1	1	2	3	2	1	0	1	0	11	
04	Bostick, Nazeer		1-4	0-0	0-1	1	0	1	2	2	0	2	0	0	22	
05	Wheeler, Jamari		0-1	0-0	0-2	0	2	2	1	0	3	2	0	0	17	
44	Moore, Julian		1-2	0-0	0-0	0	3	3	0	2	0	0	1	1	9	
	Team					0	2	2			2					
Totals			25-50	6-12	14-24	4	28	32	15	70	12	15	9	3	200	



## MONTANA BASKETBALL



## Game #5

Nov. 21, 2017  
Malibu, Calif.

80 Griz 73

## Montana 73 • 3-2

#	Player	Total		3-Ptr		Rebounds			PF	TP	A	TO	Blk	Stl	Min
		FG-FGA	FG-FGA	FT-FTA	Off Def Tot	PF	TP	A TO Blk Stl							
15	AKOH, Jamar	f	4-7	0-0	4-7	1	4	5	4	12	0	3	0	1	17
20	KRSLOVIC, Fabijan	f	1-4	0-0	0-0	0	1	1	2	2	0	2	0	1	13
00	OGUINE, Michael	g	5-9	0-1	4-5	3	3	6	5	14	4	1	1	2	33
14	RORIE, Ahmaad	g	7-19	3-9	3-3	3	2	5	1	20	6	3	1	4	40
24	MOOREHEAD, Bobby	g	3-8	3-7	0-0	0	3	3	5	9	0	2	1	0	35
01	FALLS, Timmy	g	0-1	0-1	0-0	0	0	0	3	0	0	2	0	0	10
03	BEVENS, Niko	g	0-1	0-1	0-0	1	0	1	0	0	0	0	0	0	1
04	PRIDGETT, Sayeed	g	2-5	0-1	2-2	1	1	2	4	6	2	2	0	0	19
05	NICHOLAS, Karl	g	5-7	0-0	4-5	0	0	5	4	10	0	2	0	0	28
10	ESPE, Lars	g	0-1	0-1	0-0	0	0	0	0	0	0	0	0	0	2
13	SPOJA, Trevor	g	0-1	0-1	0-0	0	0	0	0	0	0	0	0	0	2
40	BESOVIC, Admir	g	0-0	0-0	0-0	0	0	0	0	0	0	0	0	0	0+
Team					3	1	4								
Totals			27-63	6-22	13-21	17	15	32	28	73	12	17	3	8	200

FG % 1st Half: 10-31 32.3% 2nd half: 17-32 53.1% Game: 27-63 42.9%  
 3FG % 1st Half: 3-10 30.0% 2nd half: 3-12 25.0% Game: 6-22 27.3%  
 FT % 1st Half: 4-6 66.7% 2nd half: 9-15 60.0% Game: 13-21 61.9%

## UC Santa Barbara 80 • 3-2

#	Player	Total		3-Ptr		Rebounds			PF	TP	A	TO	Blk	Stl	Min
		FG-FGA	FG-FGA	FT-FTA	Off Def Tot	PF	TP	A TO Blk Stl							
01	King II, Leland	f	6-9	2-4	6-6	1	4	5	4	20	1	3	0	0	34
05	Canty, Jalen	f	3-4	0-0	6-8	3	7	10	4	12	1	2	4	1	33
02	Vincent, Gabe	g	2-5	0-1	0-0	0	0	0	5	4	1	4	0	0	23
21	Heidegger, Max	g	7-14	0-2	13-16	0	3	3	4	27	3	5	0	1	36
55	Jackson, Marcus	g	3-7	3-6	1-2	0	4	4	0	10	5	3	1	2	37
10	Kupchak, Maxwell	g	0-0	0-0	0-0	0	0	0	2	0	0	1	0	0	4
11	Davis, Brandon	g	0-0	0-0	0-0	0	0	0	0	0	0	0	0	1	1
12	Hart, Alex	g	1-1	0-0	1-1	1	2	3	0	3	0	0	0	0	5
14	Lakoj, Ami	g	0-0	0-0	0-0	0	0	0	4	0	0	2	0	0	4
23	Terrell, Christian	g	1-1	1-1	1-2	1	2	3	1	4	0	1	2	0	23
Team					0	2	2								
Totals			23-41	6-14	28-35	6	24	30	24	80	11	21	8	5	200

FG % 1st Half: 12-24 50.0% 2nd half: 11-17 64.7% Game: 23-41 56.1%  
 3FG % 1st Half: 3-10 30.0% 2nd half: 1-5 20.0% Game: 6-14 42.9%  
 FT % 1st Half: 9-11 81.8% 2nd half: 19-24 79.2% Game: 28-35 80.0%

Officials: Klaus Endrisat, Sam Haddad, Jeremy Dente  
 Technical fouls: Montana-None. UC Santa Barbara-None.  
 Attendance: 1239  
 Progressive Legends Classic - Malibu Subregional - Game 3

Score by periods	1st	2nd	Total
Montana	27	46	73
UC Santa Barbara	38	42	80

	In	Off	2nd	Fast	Bench
Points	Paint	T/O	Chance	Break	
UM	40	22	17	9	16
UCSB	26	11	12	13	7

## Game #6

Nov. 26, 2017  
Missoula, Mont.

86 Griz 75

## Carroll 75 • 6-0

#	Player	Total		3-Ptr		Rebounds			PF	TP	A	TO	Blk	Stl	Min
		FG-FGA	FG-FGA	FT-FTA	Off Def Tot	PF	TP	A TO Blk Stl							
12	Match BURNHAM	f	4-8	2-4	4-4	0	2	2	3	14	0	1	0	0	32
32	A SANTOS PIQUERAS	f	5-6	3-3	1-1	1	4	5	4	14	2	2	3	0	25
23	Ryan IMHOFF	g	8-15	1-1	8-9	0	2	2	5	25	1	5	1	2	27
24	Matt WYMAN	g	4-6	1-1	3-4	1	5	6	3	12	6	5	1	0	38
31	Ife KALEJAIYE	g	3-4	1-2	0-0	0	1	1	4	7	4	1	0	2	40
03	Emilio MANCOL	g	0-0	0-0	0-0	0	0	0	0	0	0	0	0	0	3
13	Kyle NICKOL	g	0-0	0-0	0-0	0	0	0	0	0	0	0	0	0	2
20	Patrick COLBERG	g	0-2	0-1	0-0	0	1	1	0	0	0	0	0	0	2
22	Lorel JOHNSON	g	0-2	0-0	0-0	0	2	2	1	0	1	0	0	0	18
43	Oliver CARR	g	1-2	0-0	1-2	0	0	0	3	3	0	5	0	2	13
Team					1	2	3								
Totals			25-45	8-12	17-20	3	19	22	24	75	14	20	5	6	200

FG % 1st Half: 16-21 76.2% 2nd half: 9-24 37.5% Game: 25-45 55.6%  
 3FG % 1st Half: 4-4 100.0% 2nd half: 4-8 50.0% Game: 8-12 66.7%  
 FT % 1st Half: 6-7 85.7% 2nd half: 11-13 84.6% Game: 17-20 85.0%

## Montana 86 • 4-2

#	Player	Total		3-Ptr		Rebounds			PF	TP	A	TO	Blk	Stl	Min
		FG-FGA	FG-FGA	FT-FTA	Off Def Tot	PF	TP	A TO Blk Stl							
15	AKOH, Jamar	f	7-8	0-0	2-5	6	4	10	4	16	1	2	0	1	24
20	KRSLOVIC, Fabijan	f	2-3	0-0	3-4	1	3	4	3	7	2	1	0	0	18
00	OGUINE, Michael	g	5-10	2-4	3-4	1	2	3	2	15	2	2	0	0	36
14	RORIE, Ahmaad	g	6-13	1-3	7-10	2	2	4	2	20	4	2	0	2	33
24	MOOREHEAD, Bobby	g	5-9	2-4	0-0	1	2	3	1	12	2	0	1	1	31
01	FALLS, Timmy	g	2-5	0-2	0-0	1	0	1	3	4	2	1	0	2	17
03	BEVENS, Niko	g	0-0	0-0	0-0	0	0	0	0	0	0	0	0	0	1
04	PRIDGETT, Sayeed	g	6-10	0-0	0-1	0	3	3	1	12	0	5	0	3	27
05	NICHOLAS, Karl	g	0-1	0-0	0-1	2	0	2	3	0	0	3	0	0	10
10	ESPE, Lars	g	0-0	0-0	0-2	0	0	0	0	0	0	0	0	0	1
13	SPOJA, Trevor	g	0-0	0-0	0-0	0	0	0	0	0	0	0	0	0	1
40	BESOVIC, Admir	g	0-0	0-0	0-0	0	1	1	0	0	0	0	1	0	1
Team					0	2	2								
Totals			33-59	5-13	15-27	14	19	33	19	86	13	16	2	9	200

FG % 1st Half: 19-31 61.3% 2nd half: 14-28 50.0% Game: 33-59 55.9%  
 3FG % 1st Half: 3-5 60.0% 2nd half: 2-8 25.0% Game: 5-13 38.5%  
 FT % 1st Half: 5-10 50.0% 2nd half: 10-17 58.8% Game: 15-27 55.6%

Officials: Dennis Flannery, Nate Harris, Johnny Harrington  
 Technical fouls: Carroll-TEAM. Montana-None.  
 Attendance: 2804

Score by periods	1st	2nd	Total
Carroll	42	33	75
Montana	46	40	86

	In	Off	2nd	Fast	Bench
Points	Paint	T/O	Chance	Break	
CC	22	18	2	0	3
UM	50	24	18	6	16

## Game #7

Nov. 29, 2017  
Stanford, Calif.

70 Griz 54

## Montana 54 • 4-5

#	Player	Total		3-Ptr		Rebounds			PF	TP	A	TO	Blk	Stl	Min
		FG-FGA	FG-FGA	FT-FTA	Off Def Tot	PF	TP	A TO Blk Stl							
15	AKOH, Jamar	f	3-6	0-0	0-1	3	4	7	4	6	1	1	0	0	21
20	KRSLOVIC, Fabijan	f	0-3	0-0	0-0	2	4	6	4	6	1	0	2	2	27
00	OGUINE, Michael	g	6-15	1-5	6-6	4	2	6	4	19	1	4	2	1	33
14	RORIE, Ahmaad	g	1-12	0-7	2-2	0	4	4	3	4	3	1	0	0	31
24	MOOREHEAD, Bobby	g	6-17	3-10	1-1	3	2	5	2	16	1	2	0	3	35
01	FALLS, Timmy	g	0-2	0-2	1-2	0	0	0	0	1	0	0	0	0	11
04	PRIDGETT, Sayeed	g	2-8	0-1	2-5	0	2	2	4	6	0	0	1	0	25
05	NICHOLAS, Karl	g	1-2	0-0	0-0	1	2	3	3	2	0	1	0	0	12
40	BESOVIC, Admir	g	0-0	0-0	0-0	1	0	1	3	0	0	1	0	0	5
Team					0	0	0								
Totals			19-65	4-25	12-17	14	20	34	27	54	7	11	5	6	200

FG % 1st Half: 9-30 30.0% 2nd half: 10-35 28.6% Game: 19-65 29.2%  
 3FG % 1st Half: 2-9 22.2% 2nd half: 2-16 12.5% Game: 4-25 16.0%  
 FT % 1st Half: 5-6 83.3% 2nd half: 7-11 63.6% Game: 12-17 70.6%

## Stanford 70 • 4-3

#	Player		Total		3-Ptr		Rebounds			PF	TP	A	TO	Blk	Stl	Min
			FG-FGA	FG-FGA	FT-FTA	Off	Def	Tot								
10	Humphrey, Michael	f	3-6	0-0	6-8	3	9	12	2	12	0	0	1	0	27	
13	Da Silva, Oscar	f	0-3	0-0	0-0	1	1	2	2	0	1	4	0	0	20	
22	Travis, Reid	f	8-16	0-1	4-8	1	8	9	3	20	0	3	0	0	39	
01	Davis, Daejon	g	5-8	1-3	6-6	1	4	5	1	17	4	5	0	0	38	
02	Cartwright, Robert	g	3-7	1-2	4-4	0	1	2	0	11	5	1	0	1	33	
04	White, Isaac		1-6	1-5	1-1	0	1	1	1	4	0	1	0	0	11	
20	Sharma, Josh		1-2	0-0	4-6	2	5	7	2	6	0	2	4	2	13	
25	Pagon, Blake		0-0	0-0	0-0	0	4	4	3	0	2	2	0	1	19	
	Total					12	3	5								
	Totals		21-48	3-11	25-33	11	36	47	14	70	12	18	5	5	200	

## MONTANA BASKETBALL



## Game #9

Dec. 9, 2017  
Atlanta, Ga.

71

Ghiz 68

## Montana 68 • 5-4

#	Player	Total		3-Ptr		Rebounds		PF	TP	A	TO	Blk	Stl	Min
		FG-FGA	FG-FGA	FT-FTA	Off Def Tot	PF	TP							
15	AKOH, Jamar	f	5-7	0-0	4-6	3	6	9	4	14	2	2	1	31
20	KRSLOVIC, Fabijan	f	1-4	0-0	2-3	1	2	3	2	4	2	1	1	21
00	OGUINE, Michael	g	2-11	1-5	6-6	2	2	4	4	11	2	2	1	31
14	RORIE, Ahmaad	g	6-15	2-8	8-9	3	4	7	3	22	4	4	0	38
24	MOOREHEAD, Bobby	g	2-7	2-7	0-0	0	7	7	2	6	0	0	2	17
01	FALLS, Timmy	g	0-1	0-1	0-0	0	0	0	0	0	0	2	0	3
03	BEVENS, Niko	g	0-0	0-0	0-0	0	0	0	0	0	0	0	0	1
04	PRIDGETT, Sayeed	g	3-6	0-0	0-0	0	3	3	4	6	0	2	0	17
05	NICHOLAS, Karl	g	2-6	0-0	1-2	3	2	5	1	5	0	1	0	14
10	ESPE, Lars	g	0-1	0-1	0-0	1	0	1	1	0	0	1	0	5
13	SPOJA, Trevor	g	0-0	0-0	0-0	0	0	0	0	0	0	0	0	1
40	BESOVIC, Admir	g	0-0	0-0	0-0	0	0	0	0	0	0	0	0	1
Team					1	0	1							
Totals			21-58	5-22	21-26	14	26	40	21	68	10	15	5	11

FG % 1st Half: 7-22 31.8% 2nd half: 14-36 38.9% Game: 21-58 36.2%  
 3FG % 1st Half: 1-9 11.1% 2nd half: 4-13 30.8% Game: 5-22 22.7%  
 FT % 1st Half: 11-14 78.6% 2nd half: 10-12 83.3% Game: 21-26 80.8%

## Georgia State 71 • 6-3

#	Player	Total		3-Ptr		Rebounds		PF	TP	A	TO	Blk	Stl	Min
		FG-FGA	FG-FGA	FT-FTA	Off Def Tot	PF	TP							
02	Benlevi, Malik	f	4-9	3-7	3-4	0	4	4	2	14	1	0	2	36
23	Session, Jordan	f	3-5	0-0	3-4	2	3	5	3	9	1	1	0	24
30	Thomas, Jeff	f	5-10	1-4	4-5	3	5	8	1	15	3	2	1	37
15	Simonds, D'Marcus	g	5-14	0-3	2-3	2	4	6	3	12	3	6	2	36
24	Mitchell, Devin	g	0-4	0-3	2-2	0	2	2	3	2	0	1	0	22
11	Williams, Isaiah	g	4-6	1-3	6-7	0	1	1	1	15	1	2	0	25
12	Williams, Kane	g	1-3	0-0	0-0	0	2	2	2	2	0	0	0	6
20	Linder, Josh	g	0-1	0-0	0-0	0	0	0	0	0	0	1	0	2
00	Tyson, Jordan	g	1-3	0-0	0-1	0	2	2	2	2	0	1	1	12
Team					2	1	3							
Totals			23-55	5-20	20-26	9	24	33	17	71	9	14	6	9

FG % 1st Half: 15-28 53.6% 2nd half: 8-27 29.6% Game: 23-55 41.8%  
 3FG % 1st Half: 3-8 37.5% 2nd half: 2-12 16.7% Game: 5-20 25.0%  
 FT % 1st Half: 10-12 83.3% 2nd half: 10-14 71.4% Game: 20-26 76.9%

Officials: Zeltan Steed, Tim Fitzgerald, Nathan Quick  
 Technical fouls: Montana-None. Georgia State-None.  
 Attendance: 1224

Score by periods	1st	2nd	Total
Montana	26	42	68
Georgia State	43	28	71

Points	In	Off	2nd	Fast	Bench
UM	32	16	17	4	11
GSU	24	17	10	4	19

## Game #10

Dec. 17, 2017  
Missoula, Mont.

Ghiz 77

UC 61

## UC Riverside 61 • 3-7

#	Player	Total		3-Ptr		Rebounds		PF	TP	A	TO	Blk	Stl	Min
		FG-FGA	FG-FGA	FT-FTA	Off Def Tot	PF	TP							
14	Rosser, Brandon	f	4-6	2-2	3-5	0	2	2	4	13	0	0	1	28
21	Larsson, Alex	f	2-6	0-0	0-0	1	1	2	3	4	0	1	0	17
32	Dijkstra, Menno	c	1-3	0-1	0-0	0	2	2	0	2	0	0	0	11
03	Murray, Chance	g	1-5	0-1	1-3	0	3	3	2	3	2	2	0	27
15	Martin, Dikymbe	g	0-7	0-2	2-3	2	1	3	0	2	1	3	0	22
00	Hickman, Alec	g	1-3	0-2	0-0	0	0	0	0	2	0	0	0	5
01	Sylvester, DJ	g	5-6	1-1	7-8	0	2	2	2	18	0	1	0	17
05	Brown, Jayvon	g	1-4	0-2	0-0	1	1	2	0	2	0	1	0	9
10	Kennedy, Ajani	g	2-3	0-0	0-0	1	0	1	1	4	0	2	0	14
12	Diallo, Idy	g	1-1	0-0	0-0	0	1	1	5	2	0	1	1	14
13	Rwawire, Eric	g	0-1	0-1	0-0	0	0	0	0	1	0	0	1	6
22	Pickett, Dominick	g	0-0	0-0	0-0	0	0	0	0	0	0	1	0	3
24	Flippin, Koh	g	1-3	1-3	3-4	1	0	1	2	6	1	1	0	11
25	Jackson, James	g	1-4	1-2	0-0	0	2	2	3	2	2	0	0	16
Team					0	2	2							
Totals			20-52	5-17	16-23	6	17	23	22	61	6	16	2	6

FG % 1st Half: 8-26 30.8% 2nd half: 12-26 46.2% Game: 20-52 38.5%  
 3FG % 1st Half: 1-5 20.0% 2nd half: 4-12 33.3% Game: 5-17 29.4%  
 FT % 1st Half: 4-9 44.4% 2nd half: 12-14 85.7% Game: 16-23 69.6%

## Montana 77 • 6-4

#	Player	Total		3-Ptr		Rebounds		PF	TP	A	TO	Blk	Stl	Min
		FG-FGA	FG-FGA	FT-FTA	Off Def Tot	PF	TP							
15	AKOH, Jamar	f	4-5	0-0	9-9	4	8	12	4	17	2	3	2	33
20	KRSLOVIC, Fabijan	f	3-4	0-0	0-0	0	1	1	0	6	0	0	0	28
00	OGUINE, Michael	g	3-9	0-3	6-9	3	2	5	2	12	1	3	3	29
14	RORIE, Ahmaad	g	8-13	2-6	4-6	1	2	3	1	22	2	4	0	38
24	MOOREHEAD, Bobby	g	3-8	2-5	1-1	1	7	8	2	9	2	2	0	31
01	FALLS, Timmy	g	1-2	1-2	0-0	0	0	0	3	3	0	2	0	11
04	PRIDGETT, Sayeed	g	2-6	0-1	2-2	0	4	4	3	6	0	3	0	17
05	NICHOLAS, Karl	g	0-0	0-0	2-4	2	2	4	1	2	0	2	0	9
10	ESPE, Lars	g	0-0	0-0	0-0	0	0	0	0	1	0	0	1	0
13	SPOJA, Trevor	g	0-1	0-1	0-0	0	0	0	0	1	0	0	0	2
40	BESOVIC, Admir	g	0-0	0-0	0-0	0	0	0	0	0	0	0	0	1
Team					0	3	3							
Totals			24-48	5-18	24-31	11	29	40	18	77	7	20	5	7

FG % 1st Half: 11-23 47.8% 2nd half: 13-25 52.0% Game: 24-48 50.0%  
 3FG % 1st Half: 3-12 25.0% 2nd half: 2-6 33.3% Game: 5-18 27.8%  
 FT % 1st Half: 8-10 80.0% 2nd half: 16-21 76.2% Game: 24-31 77.4%

Officials: Mark Riggs, Matt Mason, Michael Rapp  
 Technical fouls: UC Riverside-None. Montana-None.  
 Attendance: 2817

Score by periods	1st	2nd	Total
UC Riverside	21	40	61
Montana	33	44	77

Points	In	Off	2nd	Fast	Bench
UCR	14	17	7	4	37
UM	22	16	16	2	11

## Game #11

Dec. 19, 2017  
Missoula, Mont.

Ghiz 86

UC 68

## UC Irvine 68 • 4-10

#	Player	Total		3-Ptr		Rebounds		PF	TP	A	TO	Blk	Stl	Min
		FG-FGA	FG-FGA	FT-FTA	Off Def Tot	PF	TP							
05	Galloway, Jonathan	f	0-0	0-0	0-0	0	2	2	5	0	0	0	1	0
11	Edgar Jr., John	f	6-11	1-3	0-1	1	3	4	1	13	0	3	0	25
02	Rutherford, Tommy	f	2-6	0-0	5-8	4	2	6	1	9	2	1	0	22
14	Leonard, Evan	g	2-7	2-3	4-4	0	2	2	0	10	0	1	0	30
24	Woruk, Eyassu	g	2-8	0-1	4-4	1	0	1	1	8	1	2	0	24
02	Hazzard, Max	g	3-8	2-5	2-3	0	3	3	1	10	3	2	0	25
10	Welch, Riley	g	0-0	0-0	0-0	0	0	0	0	2	3	1	0	1
13	Smith, Brandon	g	1-2	0-1	0-0	0	0	0	0	1	2	1	1	10
23	Traylor, Darrin	g	1-2	1-2	0-0	0	4	4	1	3	0	0	0	11
50	Jones, Elston	g	2-2	0-0	0-1	1	0	1	3	4	0	2	1	18
55	Greene, Brad	g	2-3	0-0	5-6	0	1	1	2	9	0	0	1	15
Team					3	2	5							
Totals			21-49	6-15	20-27	10	19	29	18	68	10	15	4	6

FG % 1st Half: 10-25 40.0% 2nd half: 11-24 45.8% Game: 21-49 42.9%  
 3FG % 1st Half: 4-9 44.4% 2nd half: 2-6 33.3% Game: 6-15 40.0%  
 FT % 1st Half: 5-6 83.3% 2nd half: 15-21 71.4% Game: 20-27 74.1%

## Montana 86 • 7-4

#	Player		Total		3-Ptr		Rebounds		PF	TP	A	TO	Blk	Stl	Min
			FG-FGA	FG-FGA	FT-FTA	Off Def Tot									
15	AKOH, Jamar	f	7-12	0-0	9-13	1	6	7	4	23	3	3	1	1	30
20	KRSLOVIC, Fabijan	f	1-3	0-0	0-0	4	0	4	2	2	3	2	0	1	21
00	OGUINE, Michael	g	6-11	1-3	3-6	1	2	3	3	16	0	0	1	1	26
14	RORIE, Ahmaad	g	3-13	0-4	2-4	0	3	3	2	8	4	2	0	0	34
24	MOOREHEAD, Bobby	g	2-4	2-3	1-2	1	4	5	1	7	1	1	0	2	32
01	FALLS, Timmy		5-6	4-4	0-0	2	1	3	4	14	2	0	0	0	22
04	PRIDGETT, Sayeed		4-7	0-0	0-0	1	2	3	2	8	2	0	0	1	24
05	NICHOLAS, Karl		4-4	0-0	0-0	1	1	2	4	8	0	3	0	0	19
13	SPOJA, Trevor		0-1	0-1	0-0	0	0	0	0	0	0	0	0	0	2
Team						4	4	8							
Totals			32-61	7-15	15-25	15	22	37	28	86	15	11	2	6	200

## MONTANA BASKETBALL



## Game #13

Dec. 28, 2017

Flagstaff, Ariz.

87 69

## Montana 87 • 8-5, 1-0 BSC

#	Player		Total		3-Ptr		Rebounds			PF	TP	A TO Blk			Stl	Min
			FG-FGA	FG-FGA	FT-FTA	Off	Def	Tot	A			TO	Blk			
15	AKOH, Jamar	f	5-14	0-0	13-18	3	7	10	1	23	0	3	1	3	30	
20	KRSLOVIC, Fabijan	f	1-2	0-0	1-3	2	3	5	3	3	1	2	1	1	14	
00	OGUINE, Michael	g	5-9	1-3	2-2	0	0	0	5	13	2	1	0	3	31	
14	RORIE, Ahmaad	g	8-14	4-8	2-2	0	3	3	22	3	0	0	0	0	32	
24	MOOREHEAD, Bobby	g	2-7	2-4	0-0	0	5	5	3	6	2	0	0	0	28	
01	FALLS, Timmy	g	2-7	0-2	2-2	0	1	1	4	6	4	1	0	2	24	
04	PRIDGETT, Sayeed	g	4-9	0-0	2-2	1	3	4	10	1	2	1	1	1	23	
05	NICHOLAS, Karl	g	2-3	0-0	0-0	3	2	5	2	4	0	2	1	1	16	
13	SPOJA, Trevor	g	0-0	0-0	0-0	0	0	0	1	0	0	0	0	0	2	
Team						7	2	9								
Totals			29-65	7-17	22-29	16	26	42	26	87	13	11	4	11	200	

FG % 1st Half: 13-30 43.3% 2nd half: 16-35 45.7% Game: 29-65 44.6%  
 3FG % 1st Half: 2-8 25.0% 2nd half: 5-9 55.6% Game: 7-17 41.2%  
 FT % 1st Half: 14-16 87.5% 2nd half: 8-13 61.5% Game: 22-29 75.9%

Deadball  
Rebounds  
4

## Northern Arizona 69 • 3-11, 0-1 BSC

#	Player		Total FG-FGA	3-Ptr FG-FGA	FT-FTA	Rebounds Off Def Tot	PF	TP	A	TO	Blk	Stl	Min
25	Brooks Debisschop	f	2-4	1-1	0-2	3 4 7	2	5	0	2	1	1	24
32	Chris Bowling	f	1-4	0-3	0-0	0 0 0	3	2	0	1	0	0	8
33	Isaiah Thomas	c	0-2	0-0	0-0	3 2 5	3	0	0	1	5	0	29
03	Gino Littles	g	1-5	1-2	2-2	0 4 4	2	5	3	2	0	1	31
04	JoJo Anderson	g	5-14	4-7	17-19	0 4 4	1	31	3	3	0	0	38
00	Torry Johnson	g	1-5	0-1	6-7	0 1 1	3	8	3	3	0	1	19
01	Carlos Hines	g	1-2	1-2	4-4	0 1 1	1	7	1	0	0	0	11
02	Corey Brown	g	2-2	0-0	1-1	0 2 2	2	5	0	1	0	0	11
14	Karl Harris	g	0-3	0-0	0-0	0 2 2	2	0	0	2	0	1	13
23	Lenell Henry	g	3-7	0-1	0-0	2 2 4	3	6	0	3	1	0	13
55	Ruben Fuamba	g	0-1	0-0	0-0	0 0 0	0	0	0	0	0	0	3
Team						2 1 3					1		
Totals			16-49	7-17	30-35	10 23 33	22	69	10	19	7	4	200

FG % 1st Half: 7-27 25.9% 2nd half: 9-22 40.9% Game: 16-49 32.7%  
 3FG % 1st Half: 2-7 28.6% 2nd half: 5-9 50.0% Game: 7-17 41.2%  
 FT % 1st Half: 14-17 82.4% 2nd half: 16-18 88.9% Game: 30-35 85.7%

Deadball  
Rebounds  
2

Officials: Kelly Self, Frank Harvey III, Jeff Wooten  
 Technical fouls: Montana-None. Northern Arizona-None.  
 Attendance: 604

Score by periods	1st	2nd	Total
Montana	42	45	87
Northern Arizona	30	39	69

Points	In	Off	2nd	Fast	Bench
UM	38	27	13	21	20
NAU	12	14	5	3	26

## Game #15

Jan. 4, 2018

Missoula, Mont.

109 79

## North Dakota 79 • 4-10, 0-3 BSC

#	Player		Total		3-Ptr		Rebounds			PF	TP	A TO Blk			Stl	Min
			FG-FGA	FG-FGA	FT-FTA	Off	Def	Tot	A			TO	Blk			
13	JONES, Dale	f	4-11	1-8	2-2	0	7	7	4	11	1	3	0	0	27	
32	AVANTS, Conner	f	0-4	0-0	0-0	3	1	4	5	0	0	2	0	1	17	
00	CRANDALL, Geno	g	3-8	0-4	3-4	1	0	1	4	9	2	2	0	0	28	
01	STEWART, Marlon	g	3-7	1-2	8-9	0	1	1	2	15	1	0	0	1	26	
15	SEALES, Cortez	g	3-8	0-0	1-1	0	5	5	1	7	1	2	3	1	28	
03	BROWN, Billy	g	0-2	0-2	2-2	1	1	2	3	2	0	0	0	0	15	
11	KINSEY, Jafar	g	3-5	0-1	0-0	0	0	0	2	6	1	1	0	0	9	
23	WALTER, Kienan	g	3-7	1-3	0-0	2	2	4	3	7	1	0	0	0	19	
24	FRANKEN, Garrett	g	2-3	2-3	0-0	0	2	2	2	6	0	0	0	0	10	
30	BUCHANAN, Tray	g	3-8	3-8	7-8	1	2	3	0	16	1	3	0	1	21	
Team						2	2	4								
Totals			24-63	8-31	23-26	10	23	33	26	79	8	13	3	4	200	

FG % 1st Half: 10-33 30.3% 2nd half: 14-30 46.7% Game: 24-63 38.1%  
 3FG % 1st Half: 3-15 20.0% 2nd half: 5-16 31.3% Game: 8-31 25.8%  
 FT % 1st Half: 6-8 75.0% 2nd half: 17-18 94.4% Game: 23-26 88.5%

Deadball  
Rebounds  
1

## Montana 109 • 10-5, 3-0 BSC

#	Player		Total FG-FGA	3-Ptr FG-FGA	FT-FTA	Rebounds Off Def Tot			PF	TP	A	TO	Blk	Stl	Min
15	AKOH, Jamar	f	8-13	0-0	6-7	4	7	11	3	22	3	2	0	1	24
20	KRSLOVIC, Fabijan	f	1-2	0-0	5-6	1	2	3	5	7	1	2	0	0	13
00	OGUINE, Michael	g	6-9	1-2	3-4	0	5	5	0	16	2	0	0	0	25
14	RORIE, Ahmaad	g	8-12	4-5	2-2	0	3	3	1	22	3	1	0	2	28
24	MOOREHEAD, Bobby	g	0-2	0-2	0-0	0	2	2	4	0	0	0	0	1	21
01	FALLS, Timmy	g	2-5	1-2	3-5	0	1	1	3	8	4	1	0	1	27
03	BEVENS, Niko	g	0-0	0-0	0-0	0	0	0	1	0	0	0	0	0	4
04	PRIDGETT, Sayeed	g	4-10	0-1	0-0	0	5	5	4	8	4	0	0	2	23
05	NICHOLAS, Karl	g	8-8	0-0	1-5	1	4	5	2	17	2	1	3	3	16
10	ESPE, Lars	g	1-2	1-1	0-0	0	1	1	0	3	2	0	0	0	8
13	SPOJA, Trevor	g	1-1	1-1	0-0	0	0	0	1	3	0	0	0	0	7
40	BESOVIC, Admir	g	1-1	0-0	1-1	0	0	0	1	3	0	1	0	0	4
	Team					2	1	3							
Totals			40-65	8-14	21-30	8	31	39	25	109	21	8	3	10	200

FG % 1st Half: 19-33 57.6% 2nd half: 21-32 65.6% Game: 40-65 61.5%  
 3FG % 1st Half: 3-6 50.0% 2nd half: 5-8 62.5% Game: 8-14 57.1%  
 FT % 1st Half: 9-11 81.8% 2nd half: 12-19 63.2% Game: 21-30 70.0%

Deadball  
Rebounds  
3

Officials: Doran Gotschall, Randy Richardson, Juan Corral  
 Technical fouls: North Dakota-None. Montana-None.  
 Attendance: 3220

Score by periods	1st	2nd	Total
North Dakota	29	50	79
Montana	50	59	109

Points	In	Off	2nd	Fast	Bench
UM	20	9	12	37	42
ND	54	22	14	10	42

## Game #14

Dec. 30, 2017

Cedar City, Utah

79 49

## Montana 79 • 9-5, 2-0 BSC

#	Player	*	Total		3-Ptr		Rebounds			PF	TP	A TO Blk Stl				Min
			FG-FGA	FG-FGA	FT-FTA	Off	Def	Tot	A			TO	Blk	Stl		
00	OGUINE, Michael	*	3-8	1-4	4-5	0	3	3	3	11	1	0	0	1	24	
14	RORIE, Ahmaad	*	8-13	2-4	2-2	0	4	4	0	20	3	0	0	1	30	
15	AKOH, Jamar	*	4-7	0-0	4-4	0	4	4	4	12	0	1	0	1	21	
20	KRSLOVIC, Fabijan	*	4-4	0-0	0-0	0	6	6	3	8	2	2	0	0	21	
24	MOOREHEAD, Bobby	*	2-8	0-3	2-2	0	9	9	0	6	0	1	1	2	28	
01	FALLS, Timmy	*	4-7	1-3	0-0	0	0	0	1	9	3	1	0	1	28	
03	BEVENS, Niko	*	0-0	0-0	0-0	0	0	0	0	0	0	0	0	0	2	
04	PRIDGETT, Sayeed	*	4-9	0-0	0-0	2	4	6	5	8	4	0	0	2	26	
05	NICHOLAS, Karl	*	1-4	0-0	1-1	1	1	2	3	5	3	0	1	0	9	
10	ESPE, Lars	*	0-0	0-0	0-0	0	0	0	0	0	0	0	0	0	3	
13	SPOJA, Trevor	*	0-2	0-2	0-0	0	0	0	1	0	0	0	0	0	5	
40	BESOVIC, Admir	*	1-1	0-0	0-0	0	0	0	1	2	0	0	0	0	3	
Team						3	1	4								
Totals			31-63	4-16	13-14	6	32	38	23	79	13	6	1	8	200	

FG % 1st Half: 16-36 44.4% 2nd half: 15-27 55.6% Game: 31-63 49.2%  
 3FG % 1st Half: 3-10 30.0% 2nd half: 1-6 16.7% Game: 4-16 25.0%  
 FT % 1st Half: 4-4 100.0 2nd half: 9-10 90.0% Game: 13-14 92.9%

Deadball  
Rebounds  
0

## Southern Utah 49 • 6-7, 0-2 BSC

#	Player		Total		3-Ptr		Rebounds			PF	TP	A To Blk			Stl	Min
			FG-FTA	FG-FGA	FT-FTA	Off	Def	Tot	A			To	Blk			
10	Calloway, Jacob	f	0-3	0-3	0-0	0	1	1	0	0	1	0	0	0	14	
25	Morgan,Dwayne	f	8-17	2-3	4-6	2	9	11	4	22	0	3	1	0	30	
04	Marin,Dre		0-6	0-2	6-6	2	2	4	2	6	3	1	1	1	28	
12	Cohee,Jadon	g	0-5	0-1	0-0	0	2	2	1	0	1	3	0	0	21	
05	Lyons,Jordan		0-0	0-0	0-0	0	0	0	1	0	0	1	0	0	4	
14	McGee,James		2-8	2-4	2-3	0	3	3	1	8	1	3	0	0	30	
15	Aytes,Jamal		1-7	0-0	3-4	2	4	6	2	5	0	2	0	1	21	
22	Madunic,Ivan		1-3	0-1	0-0	1	3	4	1	2	0	1	1	0	16	
33	Johnson, Matthew		0-1	0-1	0-0	0	0	0	1	0	1	0	0	0	16	
34	Musoko,Christian	/	2-6	0-0	0-2	3	2	5	1	4	0	0	0	0	18	
44	Swallow,Joel		1-1	0-0	0-0	0	0	0	0	2	0	1	0	0	2	
	Team					5	1	6								
	Totals		15-57	4-15	15-21	15	27	42	14	49	7	15	3	2	200	



## MONTANA BASKETBALL



## Game #21

Jan. 27, 2018  
Missoula, Mont.

**Griz 82** **NAU 64**

## Northern Arizona 64 • 4-18, 1-8 BSC

#	Player	Total		3-Ptr		Rebounds			PF	TP	A				Min
		FG-FGA	FG-FGA	FT-FTA	Off	Def	Tot	TO			Blk	Stl			
25	Brooks Debisschop	f	2-5	0-2	2-2	2	6	8	3	6	0	4	0	0	31
32	Chris Bowling	f	2-6	1-2	0-0	1	3	4	0	5	2	2	0	0	21
33	Isaiah Thomas	f	1-3	0-0	1-2	2	1	3	3	3	0	1	0	0	12
00	Torry Johnson	g	5-9	3-4	6-7	0	0	0	1	19	0	7	0	1	30
03	Gino Littles	g	3-8	2-5	1-2	1	5	6	0	9	1	1	0	1	37
01	Carlos Hines		1-5	0-1	2-2	0	1	1	1	4	1	2	0	0	13
02	Corey Brown		3-6	0-1	1-2	2	1	3	2	7	0	1	0	0	13
14	Karl Harris		3-6	1-1	4-4	1	2	3	1	11	1	2	0	0	19
55	Ruben Fumba		0-0	0-0	0-0	2	1	3	3	0	0	2	0	0	24
	Team					1	0	1							
Totals			20-48	7-16	17-21	12	20	32	14	64	5	22	0	2	200

FG % 1st Half: 10-27 37.0% 2nd half: 10-21 47.6% Game: 20-48 41.7%  
3FG % 1st Half: 3-10 30.0% 2nd half: 4-6 66.7% Game: 7-16 43.8%  
FT % 1st Half: 1-2 50.0% 2nd half: 16-19 84.2% Game: 17-21 81.0%

Deadball  
Rebounds  
3

## Montana 82 • 16-5, 9-0 BSC

#	Player	Total		3-Ptr		Rebounds			PF	TP	A TO Blk Stl			Min	
		FG-FGA	FG-FGA	FT-FTA	Off	Def	Tot								
15	AKOH, Jamar	f	8-9	0-0	1-3	3	1	4	2	17	0	2	0	0	30
20	KRSLOVIC, Fabijan	f	2-3	0-1	0-0	0	1	1	2	4	3	0	0	1	17
00	OGUINE, Michael	g	8-15	7-12	0-0	0	2	2	1	23	2	1	1	3	31
14	RORIE, Ahmaad	g	5-13	2-7	0-0	2	3	5	3	12	4	2	0	3	34
24	MOOREHEAD, Bobby	g	1-2	1-2	0-0	0	2	2	3	3	1	3	0	1	20
01	FALLS, Timmy	g	2-5	2-5	0-0	0	0	0	1	6	1	1	0	0	16
03	BEVENS, Niko		0-0	0-0	0-0	0	0	0	0	0	0	0	0	0	2
04	PRIDGETT, Sayeed		5-9	0-0	0-0	2	3	5	3	10	2	2	0	1	24
05	NICHOLAS, Karl		1-2	0-0	1-2	2	4	6	3	3	1	3	1	0	15
10	ESPE, Lars		1-1	0-0	0-1	1	0	1	1	2	0	0	0	0	4
13	SPOJA, Trevor		0-1	0-1	0-0	0	0	0	1	0	0	0	0	0	3
40	BESOVIC, Admir		1-2	0-0	0-0	0	0	0	2	2	0	0	0	0	4
Team						1	1	2							
Totals			34-62	12-28	2-6	11	17	28	22	82	14	15	2	9	200

FG % 1st Half: 13-28 46.4% 2nd half: 21-34 61.8% Game: 34-62 54.8%  
3FG % 1st Half: 4-12 33.3% 2nd half: 8-16 50.0% Game: 12-28 42.9%  
FT % 1st Half: 1-2 50.0% 2nd half: 1-4 25.0% Game: 2-6 33.3%

Deadball  
Rebounds  
1

Officials: Dan Church, Chad Shepherd, Matt Mason  
Technical fouls: Northern Arizona-Corey Brown, Montana-FALLS, Timmy.  
Attendance: 5108

Score by periods	1st	2nd	Total
Northern Arizona	24	40	64
Montana	31	51	82

	In Paint	Off T/O	2nd Chance	Fast Break	Bench
Points	10	11	6	0	22
NAU	18	32	9	4	23

## Game #23

Feb. 3, 2018  
Grand Forks, N.D.

**Griz 72** **ND 67**

## Montana 72 • 18-5, 11-0 BSC

#	Player	*	Total		3-Ptr		Rebounds			PF	TP	A TO Blk Stl				Min
			FG-FGA	FG-FGA	FT-FTA	Off	Def	Tot	A			TO	Blk	Stl		
00	OGUINE, Michael	*	4-9	1-4	3-3	2	2	4	4	12	1	1	0	2	37	
14	RORIE, Ahmaad	*	3-11	1-5	2-2	0	2	2	1	9	7	2	0	0	38	
15	AKOH, Jamar	*	10-12	0-0	3-7	3	8	11	4	23	0	2	0	3	31	
20	KRSLOVIC, Fabijan	*	4-7	0-0	4-5	1	2	3	4	12	2	2	0	1	29	
24	MOOREHEAD, Bobby	*	1-8	1-6	0-0	1	4	5	4	3	2	1	0	1	24	
01	FALLS, Timmy		2-2	2-2	0-0	0	1	1	0	6	1	2	1	0	19	
04	PRIDGETT, Sayeed		3-7	0-1	1-2	0	4	4	3	7	4	3	0	1	20	
05	NICHOLAS, Karl		0-0	0-0	0-0	0	0	0	1	0	0	0	0	0	2	
Team						0	1	1								
Totals			27-56	5-18	13-19	7	24	31	21	72	17	13	1	8	200	

FG % 1st Half: 16-31 51.6% 2nd half: 11-25 44.0% Game: 27-56 48.2%  
3FG % 1st Half: 3-7 42.9% 2nd half: 2-11 18.2% Game: 5-18 27.8%  
FT % 1st Half: 4-6 66.7% 2nd half: 9-13 69.2% Game: 13-19 68.4%

Deadball  
Rebounds  
2

## North Dakota 67 • 8-15, 3-8 BSC

#	Player	FG	Total	3-Ptr	FG-3Ptr	FT-FTA	Off	Def	Total	PF	TP	A	TO	Blk	Stl	Min
00	CRANDALL, Geno	*	5-8	1-2	2-3	2	2	4	2	13	2	3	1	1	1	31
01	STEWART, Marlon	*	0-5	0-3	2-2	0	0	0	1	2	2	3	0	2	33	
13	JONES, Dale	*	1-9	0-5	4-4	0	8	8	4	6	1	2	0	1	28	
15	SEALES, Cortez	*	9-13	0-0	1-2	0	3	3	2	19	3	1	0	3	39	
32	AVANTS, Conner	*	4-7	0-0	7-12	5	6	11	3	15	2	3	0	0	32	
03	BROWN, Billy		2-4	1-3	0-0	0	3	3	0	5	0	1	0	0	17	
23	WALTER, Kienan		3-7	1-4	0-0	0	1	1	4	7	0	0	1	0	14	
30	BUCHANAN, Tray		0-0	0-0	0-0	0	0	0	1	0	0	1	0	0	6	
	Team						2	3	5							
Totals			24-53	3-17	16-23	9	26	35	17	67	10	14	2	7	200	

FG % 1st Half: 14-26 53.8% 2nd half: 10-27 37.0% Game: 24-53 45.3%  
3FG % 1st Half: 1-7 14.3% 2nd half: 2-10 20.0% Game: 3-17 17.6%  
FT % 1st Half: 2-4 50.0% 2nd half: 14-19 73.7% Game: 16-23 69.6%

Deadball  
Rebounds  
4

Officials: Dan Dorian, Rob Kreuger and Mike O'Neill  
Technical fouls: Montana-None, North Dakota-None.  
Attendance: 2089

Score by periods	1st	2nd	Total
Montana	39	33	72
North Dakota	31	36	67

	In Paint	Off T/O	2nd Chance	Fast Break	Bench
Points	34	16	8	2	13
UND	20	14	8	2	12

## Game #22

Feb. 1, 2018  
Greeley, Colo.

**Griz 88** **CU 79**

## Montana 88 • 17-5, 10-0 BSC

#	Player	FG		3-Ptr		Rebounds			PF	TP	A				Min
		FG-FA	FG-FGA	FT-FTA	Off	Def	Total	TO			Bk	Stl			
15	AKOH, Jamar	f	4-6	0-0	5-8	1	4	5	4	13	2	2	0	0	22
20	KRSLOVIC, Fabijan	f	8-10	0-0	5-6	2	6	8	4	21	0	2	1	1	26
00	OGUINE, Michael	g	2-5	0-1	1-2	1	3	4	2	5	1	0	0	1	21
14	RORIE, Ahmaad	g	8-18	1-2	0-0	3	3	6	3	17	1	3	1	0	39
24	MOOREHEAD, Bobby	g	5-8	4-5	4-7	3	6	9	4	18	0	2	0	1	39
01	FALLS, Timmy		0-2	0-1	1-3	1	3	4	3	1	6	0	0	1	25
04	PRIDGETT, Sayeed		4-7	0-0	1-3	0	2	2	4	9	0	3	0	1	21
05	NICHOLAS, Karl		1-2	0-0	2-3	1	0	1	1	4	0	0	0	0	7
Team						1	1	2							
Totals			32-58	5-9	19-32	13	28	41	25	88	10	12	2	5	200

FG % 1st Half: 14-32 43.8% 2nd half: 18-26 69.2% Game: 32-58 55.2%  
3FG % 1st Half: 1-4 25.0% 2nd half: 4-5 80.0% Game: 5-9 55.6%  
FT % 1st Half: 8-12 66.7% 2nd half: 11-20 55.0% Game: 19-32 59.4%

Deadball  
Rebounds  
2

## Northern Colorado 79 • 14-9, 5-5 BSC

#	Player		Total		3-Ptr		Rebounds			PF	TP	A				Min
			FG-FGA	FG-FGA	FT-FTA	Off	Def	Tot	To			Bk	Stl			
20	MORGAN, Tanner	f	2-3	0-0	0-0	1	0	1	5	4	2	2	0	0	14	
22	SANDERS, Jalen	f	2-6	0-1	0-0	1	5	6	5	4	1	0	0	0	23	
11	SPIGHT, Andre	g	8-18	5-10	11-11	1	4	5	2	32	2	1	1	1	38	
12	RADEBAUGH, Jonah	g	2-4	1-3	3-4	0	5	5	3	8	2	1	0	0	40	
00	DAVIS, Jordan	*	6-12	0-2	7-9	2	7	9	2	19	3	5	0	0	37	
10	SYLLA, Ibrahim		0-0	0-0	0-0	0	1	1	2	0	0	2	1	0	3	
13	GLOTTA, Chaz		3-6	1-4	0-1	0	1	1	2	7	3	0	0	0	24	
23	DRGON, Matej		1-6	1-5	2-3	0	1	1	3	5	0	0	0	0	15	
24	JOHNSON, Anthony		0-1	0-1	0-0	1	0	1	0	0	0	0	0	0	4	
25	EDWARDS, Kai		0-0	0-0	0-0	0	0	0	1	0	0	0	0	0	2	
	Team					1	1	2								
Totals			24-56	8-26	23-28	7	25	32	25	79	13	2	2	1	200	

## MONTANA BASKETBALL



## Game #17

Jan. 11, 2018

Sacramento, Calif.

78 66

## Montana 78 • 12-5, 5-0 BSC

#	Player	Total		3-Ptr		Rebounds			PF	TP	A TO Blk			Stl	Min
		FG-FGA	FG-FGA	FT-FTA	Off Def Tot	PF	TP	A TO Blk							
15	AKOH, Jamar	f	3-9	0-0	3-4	4	4	8	3	8	0	2	0	3	24
20	KRSLOVIC, Fabijan	f	3-4	0-0	2-2	2	6	8	3	8	1	3	0	0	26
00	OGUINE, Michael	g	5-8	1-2	5-5	2	2	4	1	16	3	0	0	4	32
14	RORIE, Ahmaad	g	8-15	2-4	5-5	0	1	1	3	23	6	2	0	3	35
24	MOOREHEAD, Bobby	g	4-8	3-6	2-2	0	1	1	2	13	1	0	0	1	31
01	FALLS, Timmy	g	2-3	1-1	0-0	0	0	0	4	5	1	2	0	1	18
04	PRIDGETT, Sayeed	g	0-6	0-0	0-0	0	2	2	2	0	1	2	0	2	24
05	NICHOLAS, Karl	g	1-4	0-0	2-4	0	5	5	3	4	0	1	0	0	10
Team					7	0	7								
Totals			26-57	7-13	19-22	15	21	36	22	78	13	12	0	14	200

FG % 1st Half: 14-31 45.2% 2nd half: 12-26 46.2% Game: 26-57 45.6%  
 3FG % 1st Half: 4-7 57.1% 2nd half: 3-6 50.0% Game: 7-13 53.8%  
 FT % 1st Half: 0-0 0.0% 2nd half: 19-22 86.4% Game: 19-22 86.4%

## Sacramento State 66 • 4-13, 1-3 BSC

#	Player	Total		3-Ptr		Rebounds			PF	TP	A TO Blk			Stl	Min
		FG-FGA	FG-FGA	FT-FTA	Off Def Tot	PF	TP	A TO Blk							
03	STRINGS, Justin	f	6-11	0-1	8-12	3	6	9	2	20	2	3	1	0	37
23	FOWLER, Bryce	f	1-2	1-2	0-0	0	2	2	3	3	1	2	0	1	26
30	PATTON, Joshua	f	3-4	0-0	3-6	1	1	2	4	9	0	3	2	0	22
02	M.LE'AF, Izayah	g	4-10	2-5	0-1	0	2	2	1	10	3	3	0	0	34
14	WU, Jeff	g	1-2	1-1	0-0	0	2	2	2	3	2	1	0	1	27
01	JACOBS, Chibueze	g	0-0	0-0	0-0	0	0	0	0	0	0	0	0	0	4
11	HICKS, Kevin	g	1-3	0-1	0-0	0	0	0	0	2	0	0	0	0	8
12	TOLBERT, Jordan	g	4-6	3-4	2-2	0	2	2	1	13	1	4	0	2	21
25	MARTIN, Calvin	g	1-2	0-0	4-6	2	1	3	4	6	1	1	0	2	17
50	HERRICK, James	g	0-0	0-0	0-0	0	0	0	3	0	0	1	0	0	4
Team					0	0	0								
Totals			21-40	7-14	17-27	6	16	22	20	66	10	17	3	6	200

FG % 1st Half: 14-25 56.0% 2nd half: 7-15 46.7% Game: 21-40 52.5%  
 3FG % 1st Half: 6-10 60.0% 2nd half: 1-4 25.0% Game: 7-14 50.0%  
 FT % 1st Half: 1-5 20.0% 2nd half: 16-22 72.7% Game: 17-27 63.0%

Officials: Glen Mayberry, Mark Cook, Charles Robinson  
 Technical fouls: Montana-None. Sacramento State-TEAM.  
 Attendance: 721

Score by periods	1st	2nd	Total
Montana	32	46	78
Sacramento State	35	31	66

Points	In	Off	2nd	Fast	Bench
UM	30	11	13	4	9
SAC	16	15	7	2	21

## Game #19

Jan. 20, 2018

Bozeman, Mont.

67 52

## Montana 67 • 14-5, 7-0 BSC

#	Player	Total		3-Ptr		Rebounds			PF	TP	A TO Blk			Stl	Min
		FG-FGA	FG-FGA	FT-FTA	Off Def Tot	PF	TP	A TO Blk							
15	AKOH, Jamar	f	6-9	0-1	3-4	3	6	9	4	15	0	3	0	2	31
24	MOOREHEAD, Bobby	f	3-7	1-4	3-5	1	11	12	3	10	2	1	1	2	34
20	KRSLOVIC, Fabijan	c	3-4	0-0	0-0	0	2	2	3	6	0	1	0	0	25
00	OGUINE, Michael	g	3-11	0-1	3-4	2	4	6	3	9	2	1	0	0	28
14	RORIE, Ahmaad	g	6-16	1-3	0-0	0	1	1	1	13	2	0	1	0	38
01	FALLS, Timmy	g	3-7	2-3	0-0	1	0	1	3	8	4	1	0	0	19
04	PRIDGETT, Sayeed	g	1-2	0-0	2-2	1	2	3	4	4	0	1	1	3	18
05	NICHOLAS, Karl	g	1-2	0-0	0-1	0	0	0	2	2	0	0	0	0	7
13	SPOJA, Trevor	g	0-0	0-0	0-0	0	0	0	0	0	0	0	0	0	0
Team					1	1	2								
Totals			26-58	4-12	11-16	9	27	36	23	67	10	8	3	7	200

FG % 1st Half: 13-28 46.4% 2nd half: 13-30 43.3% Game: 26-58 44.8%  
 3FG % 1st Half: 1-4 25.0% 2nd half: 3-8 37.5% Game: 4-12 33.3%  
 FT % 1st Half: 6-7 85.7% 2nd half: 5-9 55.6% Game: 11-16 68.8%

## Montana State 52 • 11-9, 4-3 BSC

#	Player	Total		3-Ptr		Rebounds			PF	TP	A TO Blk			Stl	Min
		FG-FGA	FG-FGA	FT-FTA	Off Def Tot	PF	TP	A TO Blk							
02	BLEVINS, Keljin	f	2-10	0-1	5-7	4	8	12	1	9	2	4	1	1	28
03	HALL, Tyler	f	3-9	1-6	3-4	1	2	3	2	10	0	1	0	0	29
04	NEUMANN, Sam	c	2-4	0-1	0-1	2	4	6	3	4	3	0	0	2	26
05	FREY, Harald	g	5-10	2-5	1-3	0	1	1	0	13	4	1	0	0	35
10	KLINES, Devonte	g	0-4	0-0	0-0	1	0	1	4	0	0	4	1	0	24
00	GREEN, Zach	g	1-4	0-0	1-2	1	4	5	2	3	0	0	0	0	12
01	MVUEZOLU JR., Joe	g	1-6	0-2	5-7	1	4	5	0	7	0	1	1	0	24
22	FREY, Konner	g	2-3	0-1	2-2	3	3	6	4	6	0	1	0	0	14
33	NIKKARINEN, Lassi	g	0-0	0-0	0-0	0	1	1	2	0	0	1	0	0	8
Team					1	0	1								
Totals			16-50	3-16	17-26	14	27	41	18	52	9	13	3	3	200

FG % 1st Half: 12-26 46.2% 2nd half: 4-24 16.7% Game: 16-50 32.0%  
 3FG % 1st Half: 3-9 33.3% 2nd half: 0-7 0.0% Game: 3-16 18.8%  
 FT % 1st Half: 6-10 60.0% 2nd half: 11-16 68.8% Game: 17-26 65.4%

Officials: Ruben Ramos, Chad Shepherd, Matt Mason  
 Technical fouls: Montana-None. Montana State-None.  
 Attendance: 6772  
 Montana State Sellout Crowd

Score by periods	1st	2nd	Total
Montana	33	34	67
Montana State	33	19	52

Points	In	Off	2nd	Fast	Bench
UM	40	10	7	0	14
MSU	16	6	11	0	16

## Game #18

Jan. 13, 2018

Portland, Ore.

92 89

## Montana 92 • 13-5, 6-0 BSC

#	Player	Total		3-Ptr		Rebounds			PF	TP	A TO Blk			Stl	Min
		FG-FGA	FG-FGA	FT-FTA	Off Def Tot	PF	TP	A TO Blk							
15	AKOH, Jamar	f	3-7	0-0	5-6	4	5	9	5	11	2	2	0	0	26
20	KRSLOVIC, Fabijan	f	5-6	0-0	5-9	4	4	8	2	15	3	0	0	1	33
00	OGUINE, Michael	g	12-17	3-5	12-16	2	6	8	4	39	2	2	1	2	35
14	RORIE, Ahmaad	g	4-9	1-2	7-8	0	1	1	4	16	2	4	0	2	32
24	MOOREHEAD, Bobby	g	1-4	1-4	0-0	0	4	4	4	3	1	3	0	1	30
01	FALLS, Timmy	g	0-1	0-0	2-2	0	0	0	2	2	3	5	0	1	19
04	PRIDGETT, Sayeed	g	2-4	0-0	2-6	1	3	4	2	6	0	3	0	0	21
05	NICHOLAS, Karl	g	0-0	0-0	0-0	0	0	0	2	0	0	0	0	0	2
10	ESPE, Lars	g	0-1	0-0	0-0	0	0	0	0	0	0	0	0	0	2
13	SPOJA, Trevor	g	0-0	0-0	0-0	0	0	0	0	0	0	0	0	0	0
Team					0	4	4								
Totals			27-49	5-11	33-47	11	27	38	25	92	13	19	1	7	200

FG % 1st Half: 12-21 57.1% 2nd half: 15-28 53.6% Game: 27-49 55.1%  
 3FG % 1st Half: 2-3 66.7% 2nd half: 3-8 37.5% Game: 5-11 45.5%  
 FT % 1st Half: 16-23 69.6% 2nd half: 17-24 70.8% Game: 33-47 70.2%

## Portland State 89 • 12-6, 2-3 BSC

#	Player		Total		3-Ptr		Rebounds			PF	TP	A TO Blk Stl			Min
			FG-FGA	FG-FGA	FT-FTA	Off	Def	Tot							
44	EDWARDS, Ryan	c	4-6	0-0	3-3	2	0	2	5	11	0	1	1	0	8
00	CANDA, Bryce	g	15-16	1-3	4-4	5	7	12	1	17	1	3	0	0	37
02	MAYHEW, Michael	g	1-7	1-6	2-2	3	0	3	3	5	2	1	0	3	23
03	NORTH, Deontae	g	8-19	1-6	1-3	3	4	7	4	18	1	0	0	1	36
23	WOODS, Holland	g	5-11	2-4	4-4	1	0	1	4	16	5	4	0	2	37
05	FARRIS, Traylin	g	3-6	0-0	0-0	1	1	2	5	6	0	0	1	1	14
10	WILSON, Devyn	g	0-0	0-0	0-0	1	0	1	1	0	0	0	1	0	4
11	STRICKLAND, Deante	g	1-4	0-3	1-1	0	0	0	1	3	3	2	0	2	18
15	TUCKER, Braxton	g	0-1	0-0	1-2	1	1	2	3	1	0	1	0	1	8
25	BROWN, Derek	g	5-8	0-2	2-3	1	2	3	5	12	1	1	0	1	15
30	CARTER, Vonte	g	0-0	0-0	0-0	0	0	0	0	0	0	0	0	0	0+
	Team					1	1	2							
Totals			33-77	5-24	18-22	19	16	35	32	89	13	14	2	11	200

## MONTANA BASKETBALL



## Game #29

March 1, 2018  
Missoula, Mont.

**Ghiz 75 57**

## Weber State 57 • 19-10, 12-5 BSC

#	Player		Total		3-Ptr		Rebounds			PF	TP	A	TO	Blk	Stl	Min
			FG-FGA	FG-FGA	FT-FTA	Off	Def	Tot								
11	KOZAK, Michal	f	2-5	1-3	2-2	0	2	2	2	7	1	2	0	2	31	
23	CHAPMAN, Brekkott	f	7-16	0-2	0-1	1	7	8	4	14	1	0	2	1	34	
44	BRAXTON, Zach	c	1-6	0-0	2-3	0	4	4	5	4	0	0	2	0	16	
10	HARDING, Jerrick	g	7-13	0-1	5-5	1	0	1	0	19	1	5	0	0	37	
22	RICHARDSON, Ryan	g	2-7	1-4	0-2	2	2	4	2	5	0	2	1	2	37	
02	NELSON, Ricky		3-5	0-0	0-1	0	2	2	1	6	0	0	0	0	26	
03	DALLAS, Jordan		0-0	0-0	2-2	0	0	0	0	2	0	0	0	0	3	
04	COURT, Riley		0-0	0-0	0-0	0	0	0	0	0	0	0	0	0	1	
21	ARY-TURNER, Trevon		0-0	0-0	0-0	0	0	0	0	0	0	0	0	0	1	
25	BAKER, Dusty		0-2	0-1	0-0	0	1	1	1	0	0	1	0	0	13	
34	MORRIS, Brenden		0-0	0-0	0-0	0	1	1	0	0	0	0	0	0	1	
Team						1	1	2								
Totals				22-54	2-11	11-16	5	20	25	15	57	3	10	5	5	200

FG % 1st Half: 12-29 41.4% 2nd half: 10-25 40.0% Game: 22-54 40.7%  
3FG % 1st Half: 0-4 0.0% 2nd half: 2-7 28.6% Game: 2-11 18.2%  
FT % 1st Half: 5-5 100.0 2nd half: 6-11 54.5% Game: 11-16 68.8%

## Montana 75 • 22-7, 15-2 BSC

#	Player	Total		3-Ptr		Rebounds			PF	TP	A	TO	Blk	Stl	Min
		FG-FGA	FG-FGA	FT-FTA	Off	Def	Tot								
15	AKOH, Jamar	f	6-9	0-0	0-2	0	6	6	2	12	3	4	1	1	33
20	KRSLOVIC, Fabijan	f	7-12	0-0	1-4	4	7	11	3	15	3	4	1	0	31
00	OGUINE, Michael	g	4-10	0-3	3-3	3	5	8	2	11	3	1	0	2	33
14	RORIE, Ahmaad	g	7-11	3-3	3-3	1	4	5	2	20	7	3	0	0	36
24	MOOREHEAD, Bobby	g	3-5	1-2	0-0	0	2	2	1	7	3	0	0	2	26
01	FALLS, Timmy		1-2	0-1	2-2	0	3	3	3	4	2	0	0	1	17
03	BEVENS, Niko		0-0	0-0	0-0	0	0	0	0	0	0	0	0	0	1
04	PRIDGETT, Sayeed		3-7	0-0	0-0	2	1	3	2	6	1	2	0	1	17
05	NICHOLAS, Karl		0-1	0-0	0-0	0	0	0	1	0	0	0	0	0	3
10	ESPE, Lars		0-0	0-0	0-0	0	0	0	0	0	0	0	0	0	1
13	SPOJA, Trevor		0-1	0-0	0-0	0	0	0	0	0	0	0	0	0	1
40	BESOVIC, Admir		0-0	0-0	0-0	0	0	0	1	0	0	0	0	0	1
Team						1	3	4				1			
Totals			31-58	4-9	9-14	11	31	42	17	75	22	15	2	7	200

FG % 1st Half: 15-29 51.7% 2nd half: 16-29 55.2% Game: 31-58 53.4%  
3FG % 1st Half: 1-4 25.0% 2nd half: 3-5 60.0% Game: 4-9 44.4%  
FT % 1st Half: 5-5 100.0 2nd half: 4-9 44.4% Game: 9-14 64.3%

Officials: Chris Rastatter, Tommy Nunez, Nate Harris  
Technical fouls: Weber State-None. Montana-None.  
Attendance: 4922

Score by periods	1st	2nd	Total
Weber State	29	28	57
Montana	36	39	75

Points	In	Off	2nd	Fast	Bench
WSU	24	14	4	2	8
UM	42	11	21	2	10

## Game #31

March 8, 2018  
Reno, Nev.

**Ghiz 84 76**

## North Dakota 76 • 12-20

#	Player	Total			3-Ptr			Rebounds			PF	TP	A	TO	Blk	Stl	Min
		FG-FGA	FG-FGA	FT-FTA	Off	Def	Tot										
13	JONES, Dale	f	8-19	6-13	2-3	1	7	8	3	24	0	2	0	1	32		
23	WALTER, Kienan	f	2-4	0-1	0-0	0	5	5	4	4	0	1	0	1	34		
00	CRANDALL, Geno	g	6-11	2-5	3-4	0	3	3	3	17	7	4	0	5	40		
01	STEWART, Marlon	g	2-8	1-4	1-2	0	2	2	3	6	2	1	0	0	31		
15	SEALES, Cortez	g	8-14	1-1	5-6	1	2	3	1	22	2	2	1	2	37		
06	BROWN, Billy		1-2	1-2	0-0	0	2	2	2	3	0	0	0	0	19		
11	KINSEY, Jafar		0-1	0-0	0-0	1	0	1	2	0	1	0	0	1	8		
30	BUCHANAN, Tray		0-0	0-0	0-0	0	0	0	1	0	0	0	0	0	0+		
	Team					1	3	4									
Totals			27-59	11-26	11-15	4	24	28	17	76	12	10	1	10	201		

FG % 1st Half: 16-33 48.5% 2nd half: 11-26 42.3% Game: 27-59 45.8%  
3FG % 1st Half: 8-15 53.3% 2nd half: 3-11 27.3% Game: 11-26 42.3%  
FT % 1st Half: 2-2 100.0 2nd half: 9-11 81.8% Game: 11-15 73.3%

## Montana 84 • 24-7

#	Player	Total		3-Ptr		Rebounds			PF	TP	A	TO	Blk	Stl	Min
		FG-FGA	FG-FGA	FT-FTA	Off	Def	Tot								
15	AKOH, Jamar	f	1-5	0-0	0-0	1	4	5	0	2	0	0	0	1	22
20	KRSLOVIC, Fabijan	f	5-9	0-0	2-4	3	10	13	3	12	0	3	1	0	33
00	OGUINE, Michael	g	9-14	3-5	2-6	0	3	3	2	23	1	1	1	1	39
14	RORIE, Ahmaad	g	8-14	4-4	10-11	2	4	6	2	30	5	2	0	0	38
24	MOOREHEAD, Bobby	g	0-1	0-0	1-2	0	2	2	3	1	0	3	0	0	18
01	FALLS, Timmy		1-2	0-0	0-0	0	1	1	2	2	1	1	0	1	19
04	PRIDGETT, Sayeed		6-16	1-3	1-1	2	9	11	1	14	3	3	1	1	29
05	NICHOLAS, Karl		0-0	0-0	0-0	0	0	0	1	0	0	0	0	0	2
	Team					2	0	2							
Totals			30-61	8-12	16-24	10	33	43	14	84	10	13	3	4	200

FG % 1st Half: 17-32 53.1% 2nd half: 13-29 44.8% Game: 30-61 49.2%  
3FG % 1st Half: 6-9 66.7% 2nd half: 2-3 66.7% Game: 8-12 66.7%  
FT % 1st Half: 2-6 33.3% 2nd half: 14-18 77.8% Game: 16-24 66.7%

Officials: Casey McClellan, Mark Cook, Justin Shamion  
Technical fouls: North Dakota-None. Montana-None.  
Attendance:  
Big Sky Tournament Quarterfinals

Score by periods	1st	2nd	Total
North Dakota	42	34	76
Montana	42	42	84

Last FG - UND 2nd-00:44, UM 2nd-01:50.  
Largest lead - UND by 7 1st-07:20, UM by 10 2nd-01:00.  
UND led for 12:48. UM led for 21:38. Game was tied for 05:34.

Score tied - 7 times.  
Lead changed - 12 times.

## Game #30

March 3, 2018  
Missoula, Mont.

**Ghiz 75 64**

## Idaho State 64 • 14-15, 9-9 BSC

#	Player		Total		3-Ptr		Rebounds			PF	TP	A	TO	Blk	Stl	Min
			FG-FGA	FG-FGA	FT-FTA	Off	Def	Tot								
21	STUTZMAN, Jared	f	4-8	2-4	0-0	1	2	3	3	10	4	2	4	1	38	
13	TOPALOVIC, Novak	c	5-8	0-0	0-0	0	6	6	2	10	0	3	1	0	24	
01	LUZCANDO, Geno	g	3-10	0-2	2-3	0	7	7	4	8	5	1	0	3	30	
15	BOYD, Brandon		8-16	1-5	2-2	1	4	5	3	19	1	2	0	1	33	
20	MOCSAN, Balint	g	6-11	2-7	0-0	0	1	1	3	14	2	0	1	0	37	
00	GARRITY, Hayes		0-0	0-0	0-0	0	0	0	2	0	0	1	0	0	1	
04	DOWD, Sam		0-1	0-0	0-0	1	0	1	1	0	0	0	0	1	7	
10	SUTTON, Lyle		0-0	0-0	0-0	0	0	0	0	0	0	0	0	0	0+	
11	NAKKEN, Erik		0-1	0-1	0-0	0	1	1	1	0	0	1	0	0	13	
22	MCCORD, Jacob		1-3	0-0	1-2	1	0	1	1	3	0	0	0	0	7	
24	TRUMAN, Blake		0-0	0-0	0-0	0	2	2	0	0	0	2	0	1	10	
	Team					0	0	0								
Totals			27-58	5-19	5-7	4	23	27	20	64	12	12	6	7	200	

FG % 1st Half: 10-25 40.0% 2nd half: 17-33 51.5% Game: 27-58 46.6%  
3FG % 1st Half: 4-11 36.4% 2nd half: 1-8 12.5% Game: 5-19 26.3%  
FT % 1st Half: 5-6 83.3% 2nd half: 0-1 0.0% Game: 5-7 71.4%

## Montana 75 • 23-7, 16-2 BSC

#	Player		Total		3-Ptr		Rebounds			PF	TP	A	TO	Blk	Stl	Min
			FG-FGA	FG-FGA	FT-FTA	Off	Def	Tot								
15	AKOH, Jamar	f	6-11	0-0	1-2	4	3	7	4	13	0	2	1	0	31	
20	KRSLOVIC, Fabijan	f	1-4	0-0	2-2	0	3	3	0	4	1	1	1	1	30	
00	OGUINE, Michael	g	6-15	0-4	10-15	7	8	15	2	22	2	2	1	0	37	
14	RORIE, Ahmaad	g	3-11	0-5	1-1	2	2	4	1	7	1	1	0	3	25	
24	MOOREHEAD, Bobby	g	2-5	2-4	0-0	0	1	1	1	6	1	1	1	1	31	
01	FALLS, Timmy		4-9	1-4	4-4	1	2	3	4	13	3	1	0	0	21	
04	PRIDGETT, Sayeed		5-8	0-0	0-0	1	7	8	0	10	0	3	0	0	25	
40	BESOVIC, Admir		0-0	0-0	0-0	0	0	0	0	0	0	0	0	0	0+	
	Team					2	2	4								
Totals			27-63	3-17	18-24	17	28	45	12	75	8	11	4	5	200	

FG % 1st Half: 14-32 43.8% 2nd half: 13-31 41.9% Game: 27-63 42.9%  
3FG % 1st Half

## MONTANA BASKETBALL



## Game #25

Feb. 10, 2018  
Missoula, Mont.

71 69

## Sacramento State 69 • 6-19, 3-9 BSC

#	Player	Total		3-Ptr		Rebounds			PF	TP	A To Blk Stl			Min	
		FG-FGA	FG-FGA	FT-FTA	Off Def Tot	PF	TP								
03	STRINGS, Justin	f	9-24	2-2	1-3	0	7	7	4	21	2	6	3	0	44
25	MARTIN, Calvin	f	1-4	0-0	0-0	2	3	5	5	2	1	1	0	1	26
30	PATTON, Joshua	f	4-7	0-0	6-6	0	8	8	5	14	0	3	1	0	27
02	M.LE'AFa, Izayah	g	4-7	3-5	0-0	0	5	5	2	11	4	1	1	1	42
23	FOWLER, Bryce	g	3-6	2-2	0-0	0	5	5	1	8	4	0	0	0	42
01	JACOBS, Chibueze		0-0	0-0	3-4	2	0	2	2	3	1	0	0	0	11
11	HICKS, Kevin		0-0	0-0	0-0	0	0	0	0	0	0	0	0	0	04
12	TOLBERT, Jordan		3-8	0-3	1-2	0	1	1	1	7	2	0	0	0	23
14	WU, Jeff		1-1	1-1	0-0	0	0	0	0	3	0	0	0	1	8
50	HERRICK, James		0-1	0-0	0-1	0	3	3	0	0	0	0	0	0	2
Team						1	0	1							
Totals			25-58	8-13	11-16	5	32	37	20	69	14	11	5	3	225

FG % 1st Half: 11-26 42.3% 2nd half: 12-24 50.0% OT: 2-8 25.0% Game: 25-58 43.1% Deadball Rebounds 2,1

3FG % 1st Half: 3-6 50.0% 2nd half: 4-6 66.7% OT: 1-1 100.0% Game: 8-13 61.5%

FT % 1st Half: 6-7 85.7% 2nd half: 2-5 40.0% OT: 3-4 75.0% Game: 11-16 68.8%

## Montana 71 • 20-5, 13-0 BSC

#	Player		Total		3-Ptr		Rebounds			PF	TP	A			Min
			FG-FGA	FG-FGA	FT-FTA	Off	Def	Tot	To			Blk	Stl		
15	AKOH, Jamar	f	4-8	0-0	5-7	5	5	10	5	13	2	2	2	0	31
20	KRSLOVIC, Fabijan	f	4-7	0-0	1-2	1	5	6	3	9	4	0	2	2	42
00	OGUINE, Michael	g	8-19	5-11	4-6	2	5	7	1	25	4	2	0	0	44
14	RORIE, Ahmaad	g	4-17	0-6	2-2	1	5	6	3	10	0	3	0	1	41
24	MOOREHEAD, Bobby	g	1-4	1-3	2-2	0	5	5	2	5	1	1	1	2	39
01	FALLS, Timmy		0-1	0-0	2-2	0	2	2	2	2	1	1	0	0	7
04	PRIDGETT, Sayeed		3-7	1-2	0-0	0	1	1	1	7	2	0	0	0	18
05	NICHOLAS, Karl		0-0	0-0	0-0	0	1	1	0	0	0	0	0	0	3
Team						1	2	3							
Totals			24-63	7-22	16-21	10	31	41	17	71	14	9	5	5	225

FG % 1st Half: 13-24 54.2% 2nd half: 9-30 30.0% OT: 2-9 22.2% Game: 24-63 38.1% Deadball Rebounds 1

3FG % 1st Half: 5-9 55.6% 2nd half: 2-11 18.2% OT: 0-2 0.0% Game: 7-22 31.8%

FT % 1st Half: 3-5 60.0% 2nd half: 7-8 87.5% OT: 6-8 75.0% Game: 16-21 76.2%

Officials: Mark Cook, Ryan Holmes, Chad Shepherd  
Technical fouls: Sacramento State-None. Montana-None.  
Attendance: 4592

Score by periods	1st	2nd	OT	Total
Sacramento State	31	30	8	69
Montana	34	27	10	71

Points	In	Off	2nd	Fast	Bench
SAC	14	5	7	2	13
UM	18	14	11	0	9

## Game #26

Feb. 15, 2018  
Missoula, Mont.

74 65

## Montana 65 • 20-6, 13-1 BSC

#	Player	Total			Rebounds			PF	TP	A	TO	Blk	Stl	Min
		FG-FGA	3-PT-FGA	FT-FTA	Off	Def	Total							
00	OGUINE, Michael	* 3-10	2-6	0-0	1	3	4	3	8	0	1	0	0	32
14	RORIE, Ahmaad	* 5-11	4-7	4-4	1	1	2	0	18	4	5	0	1	38
15	AKOH, Jamar	* 3-8	0-1	1-2	1	3	4	2	7	0	2	1	2	25
20	KRSLOVIC, Fabijan	* 4-4	0-0	4-5	1	1	2	3	12	1	3	0	2	25
24	MOOREHEAD, Bobby	* 0-6	0-6	0-0	0	8	8	3	0	3	0	0	1	30
01	FALLS, Timmy	1-3	0-2	1-2	0	0	0	2	3	4	2	0	2	18
03	BEVENS, Niko	0-0	0-0	0-0	0	0	0	0	0	0	0	0	0	1
04	PRIDGETT, Sayeed	5-8	0-0	5-6	2	3	5	2	15	1	1	0	1	24
05	NICHOLAS, Karl	1-1	0-0	0-0	0	0	0	2	2	1	1	0	0	7
Team					1	1	2							
Totals		22-51	6-22	15-19	7	20	27	17	65	14	15	1	9	200

FG % 1st Half: 11-25 44.0% 2nd half: 11-26 42.3% Game: 22-51 43.1% Deadball Rebounds 1

3FG % 1st Half: 5-12 41.7% 2nd half: 1-10 10.0% Game: 6-22 27.3%

FT % 1st Half: 5-6 83.3% 2nd half: 10-13 76.9% Game: 15-19 78.9%

## Eastern Washington 74 • 13-13, 8-5 BSC

#	Player	*	Total			3-Ptr			Rebounds			PF	TP	A TO Blk Stl			Min
			FG-FGA	FG-FGA	FT-FTA	Off	Def	Tot									
02	GIBSON, Ty	*	1-1	1-1	0-0	0	1	1	1	3	1	2	0	3	20		
11	PERRY, Jack	*	1-3	1-2	1-2	0	2	2	1	4	2	1	0	1	16		
14	PEATLING, Mason	*	4-8	0-0	1-2	1	3	4	5	9	3	2	1	1	24		
20	BENZEL, Cody	*	3-8	2-7	0-0	0	3	3	0	8	1	0	0	0	34		
32	BLIZNYUK, Bogdan	*	8-13	1-1	2-2	1	5	6	1	19	5	5	1	1	40		
04	WASHINGTON, Sir		0-2	0-1	5-7	1	6	7	1	5	3	2	0	0	29		
10	DAVISON, Jacob		4-6	2-3	2-2	1	3	4	3	12	0	1	0	0	16		
14	GRICIUNAS, Benas		6-6	0-0	2-3	1	1	2	4	14	0	0	0	0	15		
35	HUNT, Jesse		0-1	0-1	0-0	0	1	1	2	0	0	2	1	0	6		
	Team					0	0	0									
Totals			27-48	7-16	13-18	5	25	30	18	74	15	15	3	6	200		

FG % 1st Half: 16-26 61.5% 2nd half: 11-22 50.0% Game: 27-48 56.3% Deadball Rebounds 1

3FG % 1st Half: 2-8 25.0% 2nd half: 5-8 62.5% Game: 7-16 43.8%

FT % 1st Half: 1-3 33.3% 2nd half: 12-15 80.0% Game: 13-18 72.2%

Officials: Ron Brokenbrough, Toby Doolittle, Michael Cheatham  
Technical fouls: Montana-None. Eastern Washington-None.  
Attendance: 2354

Score by periods	1st	2nd	Total
Montana	32	33	65
Eastern Washington	35	39	74

Points	In	Off	2nd	Fast	Bench
UM	32	18	10	10	20
EWU	30	14	9	5	31

## Game #27

Feb. 17, 2018  
Moscow, Idaho

79 77

## Montana 77 • 20-7, 13-2 BSC

#	Player	Total		3-Ptr		Rebounds			PF	TP	A				Min
		FG-FGA	FG-FGA	FT-FTA	Off	Def	Tot	To			Bk	Stl			
00	OGUINE, Michael	*	6-12	1-4	4-5	2	1	3	4	17	3	0	0	2	31
14	RORIE, Ahmaad	*	6-15	3-7	4-4	1	3	4	1	19	4	1	0	0	44
15	AKOH, Jamar	*	5-8	0-0	1-2	1	5	6	4	11	0	4	1	1	30
20	KRSLOVIC, Fabijan	*	5-8	0-0	4-6	3	4	7	3	14	1	2	0	1	37
24	MOOREHEAD, Bobby	*	1-6	1-4	2-2	2	3	5	1	5	2	3	0	2	42
01	FALLS, Timmy		1-3	1-1	1-3	0	1	1	1	4	1	0	0	2	17
04	PRIDGETT, Sayeed		3-4	0-0	1-2	0	0	0	4	7	0	1	0	1	21
05	NICHOLAS, Karl		0-1	0-0	0-0	0	0	0	2	0	0	0	0	0	3
Team						0	2	2							
Totals			27-57	6-16	17-24	9	19	28	20	77	11	11	1	9	225

FG % 1st Half: 13-26 50.0% 2nd half: 13-28 46.4% OT: 1-3 33.3% Game: 27-57 47.4% Deadball Rebounds 4,2

3FG % 1st Half: 3-9 33.3% 2nd half: 3-7 42.9% OT: 0-0 0.0% Game: 6-16 37.5%

FT % 1st Half: 6-6 100.0% 2nd half: 7-12 58.3% OT: 4-6 66.7% Game: 17-24 70.8%

## Idaho 79 • 19-7, 11-3 BSC

#	Player	Total		3-Ptr		Rebounds			PF	TP	A To Blk Stl			Min
		FG-FTA	FG-FGA	FT-FTA	Off Def Tot									
04	BLAKE, Brayon	+ 10-23	3-6	4-5	1	10	11	3	27	2	1	0	1	40
11	SANDERS, Victor	+ 6-7	4-4	5-6	0	1	1	5	21	2	4	0	1	26
14	SHERWOOD, Chad	+ 0-2	0-2	0-0	0	1	1	4	0	8	0	1	0	35
23	SHERWOOD, Nate	+ 3-5	2-2	0-0	3	4	7	3	8	0	2	1	1	31
44	SCOTT, Jordan	+ 2-5	1-2	0-0	1	0	1	3	5	2	3	1	0	42
01	CALLANDRET, Perrion	0-1	0-0	0-1	0	2	2	0	0	0	2	0	1	7
21	MKRTYCHYAN, Arkadiy	2-3	0-0	2-2	1	3	4	3	6	0	2	0	0	18
25	ALLEN, Trevon	4-6	2-3	2-4	0	1	1	1	12	0	2	0	0	26
	Team				2	1	3							
Totals		27-52	12-19	13-18	8	23	31	22	79	14	16	3	4	225

FG % 1st Half: 12-23 52.2% 2nd half: 12-21 57.1% OT: 3-8 37.5% Game: 27-52 51.9% Deadball Rebounds 1,1

3FG % 1st Half: 3-6 50.0% 2nd half: 8-12 66.7% OT: 1-1 100.0% Game: 12-19 63.2%

FT % 1st Half: 8-10 80.0% 2nd half: 4-6 66.7% OT: 1-2 50.0% Game: 13-18 72.2%



## MONTANA BASKETBALL



## Game #33

March 10, 2018  
Reno, Nev.

**Griz 82** **EWU 65**

## Eastern Washington 65 • 20-14

#	Player	Total		3-Ptr		Rebounds		PF	TP	A	TO	Blk	Stl	Min
		FG-FGA	FG-FGA	FT-FTA	Off Def Tot	PF	TP							
14	PEATLING, Mason	f	7-9	0-0	1-2	2	2	4	5	15	0	0	0	29
32	BLIZNYUK, Bogdan	f	7-15	1-2	0-0	1	6	7	1	15	4	6	0	40-
02	GIBSON, Ty	g	1-4	1-4	0-0	0	0	0	1	3	1	0	0	22
11	PERRY, Jack	g	3-8	3-7	0-0	0	3	3	2	9	1	1	0	35
20	BENZEL, Cody	g	1-5	1-5	0-0	0	0	0	1	3	0	1	0	19
04	WASHINGTON, Sir		0-7	0-3	0-0	0	0	0	2	0	3	1	0	20
10	DAVISON, Jacob		6-10	3-3	1-1	4	3	7	3	16	1	0	0	24
12	GIBB, Grant		0-0	0-0	0-0	0	0	0	0	0	0	0	0	1
15	GRICIUNAS, Benas		2-2	0-0	0-0	1	1	2	2	4	0	0	0	9
34	HUNT, Jesse		0-0	0-0	0-0	0	0	0	0	0	0	0	0	1
42	THOMAS, Joshua		0-0	0-0	0-0	0	0	0	0	0	0	0	0	0+
Team					0	3	3							
Totals			27-60	9-24	2-3	8	18	26	17	65	10	9	0	200

FG % 1st Half: 16-30 53.3% 2nd half: 11-30 36.7% Game: 27-60 45.0%  
3FG % 1st Half: 8-13 61.5% 2nd half: 1-11 9.1% Game: 9-24 37.5%  
FT % 1st Half: 0-0 0.0% 2nd half: 2-3 66.7% Game: 2-3 66.7%

Deadball  
Rebounds  
1

## Montana 82 • 26-7

#	Player	Total		3-Ptr		Rebounds		PF	TP	A	TO	Blk	Stl	Min
		FG-FGA	FG-FGA	FT-FTA	Off Def Tot	PF	TP							
15	AKOH, Jamar	f	3-4	0-0	0-0	2	3	5	1	6	1	1	0	26
20	KRSLOVIC, Fabijan	f	3-5	0-0	5-8	3	7	10	0	11	1	1	0	26
00	OGUINE, Michael	g	6-8	3-4	6-6	0	3	3	3	21	1	1	1	31
14	RORIE, Ahmaad	g	5-9	2-3	3-4	0	2	2	2	15	5	2	0	34
24	MOOREHEAD, Bobby	g	4-10	3-9	1-2	0	5	5	2	12	3	0	0	35
01	FALLS, Timmy		4-7	1-2	0-0	0	2	2	0	9	1	0	1	23
03	BEVENS, Niko		0-0	0-0	0-0	0	0	0	0	0	0	0	0	1
04	PRIDGETT, Sayeed		4-6	0-0	0-0	0	3	3	3	8	1	3	0	22
10	ESPE, Lars		0-0	0-0	0-0	0	0	0	0	0	0	0	0	1
13	SPOJA, Trevor		0-0	0-0	0-0	0	0	0	0	0	0	0	0	1
40	BESOVIC, Admir		0-0	0-0	0-0	0	0	0	0	0	0	0	0	0+
Team					0	0	0							
Totals			29-49	9-18	15-20	5	25	30	11	82	13	8	2	200

FG % 1st Half: 12-23 52.2% 2nd half: 17-26 65.4% Game: 29-49 59.2%  
3FG % 1st Half: 3-7 42.9% 2nd half: 6-11 54.5% Game: 9-18 50.0%  
FT % 1st Half: 2-2 100.0% 2nd half: 13-18 72.2% Game: 15-20 75.0%

Deadball  
Rebounds  
2

Officials: Greg Nixon, Mike Greenstein, Kelly Pfeifer  
Technical fouls: Eastern Washington-None. Montana-None.  
Attendance: 1378  
Big Sky Tournament Championship

Score by periods	1st	2nd	Total
Eastern Washington	40	25	65
Montana	29	53	82

Points	In	Off	2nd	Fast	Bench
EWU	28	8	9	2	20
UM	32	11	7	4	17

## Game #34

March 15, 2018  
Wichita, Kan.

**M 61** **Griz 47**

## Montana 47 • 26-8

#	Player	Total		3-Ptr		Rebounds		PF	TP	A	TO	Blk	Stl	Min
		FG-FGA	FG-FGA	FT-FTA	Off Def Tot	PF	TP							
15	AKOH, Jamar	f	1-6	0-0	0-0	3	2	5	2	2	1	2	1	22
20	KRSLOVIC, Fabijan	f	2-5	0-0	1-2	1	2	3	2	5	0	1	0	34
00	OGUINE, Michael	g	5-11	1-3	4-4	1	6	7	4	15	3	3	0	33
14	RORIE, Ahmaad	g	6-17	2-7	1-1	1	6	7	1	15	2	1	0	39
24	MOOREHEAD, Bobby	g	1-5	0-3	1-2	1	8	9	4	3	0	1	1	39
01	FALLS, Timmy		0-1	0-1	0-0	0	0	0	5	0	1	3	0	15
04	PRIDGETT, Sayeed		3-11	0-1	1-2	1	1	2	3	7	0	1	0	28
Team					0	0	0							
Totals			18-56	3-15	8-11	8	25	33	21	47	7	12	2	200

FG % 1st Half: 11-28 39.3% 2nd half: 7-28 25.0% Game: 18-56 32.1%  
3FG % 1st Half: 2-7 28.6% 2nd half: 1-8 12.5% Game: 3-15 20.0%  
FT % 1st Half: 4-4 100.0% 2nd half: 4-7 57.1% Game: 8-11 72.7%

Deadball  
Rebounds  
2

## Michigan 61 • 29-7

#	Player	Total		3-Ptr		Rebounds		PF	TP	A	TO	Blk	Stl	Min
		FG-FGA	FG-FGA	FT-FTA	Off Def Tot	PF	TP							
04	Isaiah Livers	f	0-2	0-1	0-0	1	3	4	0	0	0	0	0	15
13	Moritz Wagner	f	2-6	1-1	0-0	2	4	6	4	5	2	3	0	32
01	Charles Matthews	g	7-13	0-3	6-8	0	11	11	1	20	1	5	0	38
03	Zavier Simpson	g	2-3	1-1	0-0	0	5	5	4	5	4	2	0	21
12	M-A Abdur-Rahkman	g	3-11	1-6	4-7	0	5	5	1	11	2	3	0	34
02	Jordan Poole		1-2	1-1	0-0	0	1	1	0	3	0	0	0	8
05	Jaaron Simmons		3-3	0-0	0-1	0	1	1	0	6	0	0	0	14
15	Jon Teske		0-2	0-0	2-4	2	0	2	0	2	1	0	2	1
22	Duncan Robinson		2-4	1-3	2-2	0	0	0	4	7	0	0	1	25
55	Eli Brooks		1-1	0-0	0-0	0	0	0	0	2	1	0	0	5
Team					0	1	1							
Totals			21-47	5-16	14-22	5	31	36	14	61	11	14	3	200

FG % 1st Half: 13-27 48.1% 2nd half: 8-20 40.0% Game: 21-47 44.7%  
3FG % 1st Half: 2-8 25.0% 2nd half: 3-8 37.5% Game: 5-16 31.3%  
FT % 1st Half: 3-8 37.5% 2nd half: 11-14 78.6% Game: 14-22 63.6%

Deadball  
Rebounds  
4

Officials: Ron Groover, Bert Smith, Deron White  
Technical fouls: Montana-None. Michigan-None.  
Attendance: 14019  
NCAA Tournament First Round

Score by periods	1st	2nd	Total
Montana	28	19	47
Michigan	31	30	61

Points	In	Off	2nd	Fast	Bench
UM	26	9	7	0	7
MICH	26	13	5	0	20

Last FG - UM 2nd-01:09, MICH 2nd-05:12.  
Largest lead - UM by 10 1st-15:59, MICH by 14 2nd-09:53.  
UM led for 13:56. MICH led for 23:59. Game was tied for 02:05.

Score tied - 2 times.  
Lead changed - 1 time.



# MONTANA BASKETBALL



## GENERAL

Name of School: ..... University of Montana  
 Abbreviation: ..... UM  
 City/Zip: ..... Missoula, MT 59812  
 Founded: ..... Feb. 17, 1893  
 Enrollment: ..... 12,500  
 Nickname: ..... Grizzlies, Griz  
 School Colors: ..... Maroon (PMS 209) & Silver (PMS 8 C)  
 Arena Name: ..... Dahlberg Arena (7,322)  
 Affiliation: ..... NCAA Division I  
 Conference: ..... Big Sky Conference (Inaugural, 1963)  
 President: ..... Seth Bodnar  
 Athletics Director: ..... Kent Haslam  
 Online Tickets: ..... www.griztix.com  
 Ticket Office Phone: ..... 1-888-MONTANA

## COACHING STAFF

Head Coach: ..... Travis DeCuire  
*Alma Mater, Year:* ..... Montana, 1994  
*Record at UM:* ..... 83-49, 5th Season  
*Career Record* ..... Same  
*Big Sky Conference Record:* ..... 55-17  
*Office Phone:* ..... (406) 243-5334  
*Twitter:* ..... @CoachDeCuire  
 Associate Head Coach: ..... Chris Cobb  
*Alma Mater (Year):* ..... Menlo College, 2009  
*Seasons at UM:* ..... 5th Season  
 Assistant Coach: ..... Rachi Wortham  
*Alma Mater (Year):* ..... Eastern Washington, 2006  
*Seasons at UM:* ..... 3rd Season  
 Assistant Coach: ..... Jay Flores  
*Alma Mater (Year):* ..... Chico State, 2012  
*Seasons at UM:* ..... 3rd Season  
 Graduate Assistant: ..... Jesse Bartels  
 Graduate Assistant: ..... Anderson Klarke  
 Program Coordinator: ..... Julie Tonkin

## HISTORY

First Year of Basketball: ..... 1901-02  
 All-Time Record: ..... 1,463-1,239-1 (.541)  
 All-Time Big Sky Record: ..... 486-316 (.606)  
 All-Time Home Record: ..... 980-406 (.707)  
 Record at Dahlberg Arena (Since 1953): ..... 700-245 (.740)  
 Big Sky Tournament Titles: ..... 10 (Last: 2018)  
 Big Sky Regular-Season Titles: ..... 11 (Last: 2018)  
 Big Sky Runners-Up: ..... 10  
 NCAA Tournament Berths: ..... 11  
 NCAA Tournament Record: ..... 2-12  
 Last NCAA Tournament Berth: ..... 2018 (1st Round vs. Michigan)  
 Last NCAA Tournament Win: ..... 2006 (87-79 vs. #5 Nevada)  
 NIT Berths: ..... 4  
 Last NIT Berth: ..... 2015 (1st Round vs. Texas A&M)

## TEAM INFORMATION

2017-18 Overall Record: ..... 26-8 (.765)  
 2017-18 Big Sky Record: ..... 16-2 (.889)  
 2017-18 Home Record: ..... 14-0 (1.000)  
 2017-18 Away Record: ..... 8-6 (.571)  
 2017-18 Neutral-Site Record: ..... 4-2 (.667)  
 2017-18 Regular Season Finish: ..... 1st  
 Big Sky Tournament Result: ..... 3-0 (1st)  
 2017-18 Postseason: ..... NCAA Tournament First round  
 Starters Returning/Lost: ..... 4/1  
 Letterwinners Returning/Lost: ..... 6/6  
 Newcomers: ..... 6  
 2017-18 Starts Returning: ..... 80.0%  
 2017-18 Minutes Returning: ..... 81.3%  
 2017-18 Points Per Game Returning: ..... 85.2%  
 2017-18 Rebounds Per Game Returning: ..... 71.4%  
 2017-18 Assists Per Game Returning: ..... 85.2%  
 2017-18 Steals Per Game Returning: ..... 86.0%  
 2017-18 Blocks Per Game Returning: ..... 70.2%



### NIC HALLISEY

**Assistant Director of Communications**  
**Men's Basketball, Volleyball, Track & Field**

Email: nic.hallisey@umontana.edu  
 Cell Phone: (970) 231-4789  
 Mailing Address: 32 Campus Dr.  
 Missoula, MT 59812  
 Website: www.GoGriz.com  
 Press Row Phone: (406) 243-4281

**Services:** The UM sports information department provides rosters, releases and updated statistics prior to every game at the Dahlberg Arena press row. Printed box scores will also be available for media during and immediately following the completion of home games. A complete box score will be emailed to media outlets and competing schools after the conclusion of each match.

**Interviews:** All player and coaching staff interviews must be made through Nic Hallisey at least one day in advance to assure a time slot. Players and coaches are not available prior to games.

**Parking:** Parking passes will be issued to media upon request. Please request parking from Nic Hallisey.

**Photographers:** Photographers are limited to the marked areas along sidelines and baselines in accordance with NCAA guidelines. Photographers will not be allowed in team bench areas or behind the official scorer's table.

**Practices:** Media is allowed at Griz basketball practice when proper notice has been given. Please call Nic Hallisey to check practice status (open or closed), as well as time and location.

**Postgame:** Following a cooling-off period, head coach Travis DeCuire and selected UM basketball players will be available to the media. Interviews are to take place on the Dahlberg Arena floor unless otherwise noted. A member of the UM sports information department will be available to assist in arranging postgame interviews as needed.



### Twitter

@MontanaGrizBB #GrizHoops  
 @UMGrizzlies #GoGriz  
 #MontanaTough



### Facebook

@MontanaGrizBB  
 @UMGrizzlies



### Instagram

@UMGrizzlies



### YouTube

Griz TV





# MONTANA BASKETBALL



## TRAVIS DECUIRE

Head Coach | Fourth Season | Montana, 1994

Travis DeCure continues to rewrite Montana's record books as he enters his fifth season as head coach in 2018-19. During his four seasons, the former Griz player has led Montana to three postseason appearances and 20-win seasons, including 2017-18 campaign that featured Big Sky Conference regular-season and tournament titles and an appearance in the NCAA tournament.

DeCure (pronounced: dee-CURE) was tabbed as coach of the year by the Big Sky Conference and the NABC (District 6) in 2018, and made league history by becoming the fastest coach ever to win 50 games (50-15). His current Big Sky winning percentage (55-17, .764) ranks third in league history and is best among coaches with at least 40 wins.

The 2017-18 season was historic on many levels, with Montana posting 26 victories (third in program history), winning both the Big Sky Conference regular-season and tournament titles, and advancing to the NCAA tournament. The 26-8 record included a 14-0 mark on their home court. In late December, Montana closed its non-conference slate with a winning record for the first time in six seasons – featuring a signature victory at Pitt – before beginning Big Sky play 13-0. The 13-game winning streak was the third-longest in school history, in addition to the third-longest active streak in the NCAA at the time. The stretch also featured a program-record seven consecutive road victories.

The Grizzlies finished the season ranked No. 14 in the final College Insider Mid-Major Top 25 poll. Montana had three representatives on the All-Big Sky teams, including first-team selection Ahmaad Rorie and Defensive Player of the Year Michael Oguine. During the 2017-18 season, both guards surpassed 1,000 career points, becoming the 32nd and 33rd players to join UM's exclusive list. Rorie became just the third in UM history to reach the milestone in just his second season.

Montana used the same starting lineup for all 34 contests, leading to a balanced effort. The Grizzlies led the Big Sky in five statistical categories and ranked in the top three in 14. Nationally, the Grizzlies ranked in the top 80 nationally for both scoring offense (78th) and defense (73rd) – one of 15 schools to do so. On offense, Montana shot better than 50 percent a dozen times, ranking 68th nationally at .467 on

### DECUIRE AT A GLANCE

#### Personal

Hometown: Seattle, Wash.

Wife: Sabrina

Daughters: Brianna (24), Tamia (5)

#### Education

Montana, 1994

Bachelor's: Business Marketing

#### Coaching Capsule

Years	School	Position
2014-Pres.	Montana	Head Coach
2012-14	California	Associate Head Coach
2008-12	California	Assistant Coach
2003-08	Old Dominion	Assistant Coach
2001-03	Green River C.C.	Head Coach

#### Head Coaching Capsule

Year	Overall	BSC	Place	Postseason
2014-15	20-13	14-4	1st	NIT
2015-16	21-12	14-4	2nd	CBI
2016-17	16-16	11-7	5th	BSC Tour.
2017-18	26-8	16-2	1st	NCAA
2018-19	--	--	--	--
<b>TOTALS</b>	<b>83-49</b>	<b>55-17</b>	<b>-</b>	<b>-</b>



# MONTANA BASKETBALL



the year. On defense, the Grizzlies were even better. They ranked in the top 30 nationally for turnovers forced (15.4, 22nd), steals (7.8, 23rd) and turnover margin (+3.0, 29th).

In his first season at the helm of a program with a rich history of success, DeCuire's Griz started the year picked to finish eighth in the conference. Led by future European professional Jordan Gregory, UM would go on to defy expectations and win the Big Sky regular-season championship and advance to the National Invitational Tournament (NIT) before finishing the season 20-13 (14-4 BSC).

At the time, he became only the second coach in UM history to notch 20 victories in his first season at the helm – a feat also accomplished by Blaine Taylor in 1991-92 (27-4).

In DeCuire's second year, he followed up with another 20-win season and another trip to the Big Sky championship game, this time led by future European professional Martin Breunig. DeCuire's Grizzlies would once again advance to the postseason, competing in the first round of the CBI tournament against Nevada, finishing with a 21-12 (14-4 BSC) record. He is the only coach in UM history to win at least 20 games in each of his first two seasons.

Paced by 10 underclassmen and just two seniors who played significant time, the Grizzlies went 16-16 (11-7 BSC) in 2016-17, earning a first-round bye in the Big Sky tournament. During the season, DeCuire became the second-fastest UM head coach to reach 50 wins (doing so in 84 contests).

The 2016-17 season was also the second consecutive year in which the Grizzlies have posted a team grade-point average above 3.0, earning NABC Team Academic Excellence recognition both seasons.

Prior to returning to his alma mater as head coach, DeCuire spent six seasons (2008-09 through 2013-14) on the University of California coaching staff – including the final four as associate head coach. Regarded as one of the top tutors in the game, DeCuire helped former Montana mentor Mike Montgomery – a member of the National Collegiate Basketball Hall of Fame – transform Cal into one of the winningest programs in the Pac-12 during his time in Berkeley. The Bears reached the postseason all six years he was on the staff, including the NCAA tournament four times. The Golden Bears boasted 130 wins in his six seasons – the best six-year stretch in school history – winning the 2010 Pac-10 championship. He coached numerous all-conference selections, including conference players of the year Jerome Randle (2010) and Jorge Gutierrez (2012).

DeCuire he spent five seasons (2003-04 through 2007-08) as an as-

sistant coach at Old Dominion, under former Griz head coach and player Blaine Taylor. There, he helped the Monarchs to a combined record of 117-53. The mark included 94 wins during his final four seasons – the most in school history over a four-year stretch. ODU reached the postseason each of those four seasons and advanced to the NCAA tournament in both 2005 and 2007 – winning a school-record 28 contests in 2005. Additionally, the Monarchs reached the NIT semifinals in 2006 and the quarterfinals of the College Basketball Invitational in 2008.

DeCuire, from Seattle, Wash., also has head coaching experience from stints at Sammamish High School and Green River Community College in Washington. At GRCC, DeCuire took over a last-place program and guided it to a conference championship and its first 20-win season in more than 20 years, earning league coach-of-the-year honors in 2003 – his second season. At Sammamish High School in Bellevue, DeCuire led his team to a pair of conference titles, a state tournament appearance and three consecutive trips to the district tournament.

As a point guard for Montana from 1992-94 DeCuire was named All-Big Sky Conference as a junior and senior. He set a school record in just three seasons with 435 career assists. He also established UM's single-season mark with 199 assists as a senior in 1993-94, when he was ranked 12th in the nation, averaging 7.1 assists a game. He was the recipient of the Grizzlies' Carl Dragstedt Award (MVP) as a junior and senior, and received the John Eaheart Award (Outstanding Defensive Player) following his senior year.

As a freshman at Chaminade-Hawaii, he was a starter and team MVP in 1990. He then transferred to Montana and redshirted in 1991. DeCuire attended Mercer Island High School (Wash.), where he was a three-year starter and all-state, team MVP, and a McDonald's All-America honorable mention pick as a senior.

He has a strong commitment to community service and founded and acted as president of the Fastbreak Basketball Association – an organization that assists in teaching life lessons and building self-esteem through basketball to more than 500 students in the Seattle-Tacoma area. Additionally, he has extensive experience in counseling at the Echo Glen Children's Center in Snoqualmie, Wash., from 1996-98, and with the Ryther Children's Center in North Seattle, from 1995-97.

DeCuire graduated from Montana in 1994 with a degree in business marketing. He and his wife, Sabrina, have two daughters – Brianna (24) and Tamia (5).





# MONTANA BASKETBALL



## O | MICHAEL OGUINE

Senior | Guard | 6-2 | 180 | Los Angeles, Calif. (Chaminade Prep H.S.)

**2017-18 (JUNIOR):** Big Sky Conference Defensive Player of the Year... Big Sky Championship Most Outstanding Player... All-Big Sky Conference second team... Captains' Award... Academic All-Big Sky Conference... Big Sky Conference Player of the Week (Jan. 15)... College Sports Madness Player of the Week (Nov. 20)... Started all 34 games for the Griz, averaging 32.2 minutes per contest (second)... Led UM with 48 steals and ranked second for scoring (15.8), assists (67) rebounding (5.5) and blocked shots (18)... Was the only player in the Big Sky to rank in the top 20 during league play for scoring (12th), rebounding (18th) and steals (fourth)...

Tied for seventh in the Big Sky with 2.0 offensive rebounds per game... Scored in double figures 30 times, including each of UM's first 12 games... Scored in double figures in UM's final eight games, averaging 18.5

points, 7.7 rebounds and 2.3 assists during the month of March... Helped UM win its first game over a Power-5 opponent since 2010 when the Griz knocked off Pitt (Nov. 13)... Scored 29 points in the win over the Panthers, including 16 in the final 8:32 of regulation and each of UM's final 10 points, helping the Griz turn a four-point deficit into a six-point lead... Had at least one steal in eight consecutive contests from Nov. 26 through Dec. 30, including a career-high five at Georgia State (Dec. 9)... Was named Big Sky Conference Player of the Week on Jan. 15 after scoring 39 points in a win at Sacramento State (Jan. 13)... The point total was the most by a Griz player in eight seasons and was featured on SportsCenter during Kevin Connor's Mid-Major Minute segment... Twenty-four of his points came in the second half, helping UM overcome a six-point halftime deficit... Became the 32nd player in school history to surpass 1,000 career points, doing so vs. Northern Arizona (Jan. 27)... Recorded two double-doubles (Feb. 8 vs. Portland State; March 3 vs. Idaho State)... Against the Bengals, his 15 rebounds were the most by a Grizzly since 2016... Averaged 21.0 points on 55.0 percent shooting during three games of the Big Sky Championship, earning MVP honors... Recorded 15 points, seven rebounds and three assists in UM's NCAA tournament game vs. Michigan (March 15).

**2016-17 (SOPHOMORE):** Named to the All-Big Sky Conference third team... Recipient of the Eaheart Memorial Award (most outstanding defensive player) for the second year in a row... Academic All-Big Sky Conference selection, also for the second consecutive season... Started 25 of 26 contests he played in, averaging 28.4 minutes per game... Ranked second on the team with 11.9 points per game (310 total points)... Was even better in Big Sky Conference games, averaging 13.3 points per game... Shot .481 from the floor overall, totaling 99 field goals (99-of-206)... Was UM's second-leading rebounder (156, 6.0 average), including 52 on the offensive glass... Had 37 steals (second on the team), in addition to 43 assists (fifth) and eight blocked shots (fifth)...



### OGUINE'S CAREER STATISTICS

SEASON	GP	GS	MIN	AVG	FG	FGA	PCT	3FG	3FGA	PCT	FT	FTA	PCT	OFF	DEF	TOT	AVG	PF	FO	AST	T/O	BLK	STL	PTS	AVG
2015-16	33	30	1010	30.6	117	290	.403	31	99	.313	98	140	.700	21	125	146	4.4	97	2	61	62	13	34	363	11.0
2016-17	26	25	739	28.4	99	206	.481	19	51	.373	93	123	.756	52	104	156	6.0	91	7	43	32	8	37	310	11.9
2017-18	34	34	1096	32.2	177	384	.461	46	129	.357	137	186	.737	73	115	188	5.5	95	2	67	45	18	48	537	15.8
TOTAL	93	89	2845	30.6	393	880	.447	96	279	.344	328	449	.731	146	344	490	5.3	283	11	171	139	39	119	1210	13.0



# MONTANA BASKETBALL



Was one of just seven players to rank in the top 20 in the Big Sky for both scoring (20th) and rebounding (ninth) during conference action... Also ranked sixth in the Big Sky for steals... Led UM in scoring three times and rebounding 11 times... From Dec. 31-Feb. 16, led the Griz in rebounding in 10 of 13 contests, including double figures in back-to-back contests (Jan. 14 vs. North Dakota and Jan. 19 at Portland State)... In UM's win over the Bison, had a season-most 11 boards... Tallied a double-double with 10 points and 10 rebounds at Portland State (Jan. 19), also adding season highs for assists (five) and steals (four)... Scored in double figures 16 times, including five consecutive games from Jan. 19-Feb. 4... During that stretch, had back-to-back 20-point games vs. Idaho (25 on Jan. 28) and Montana State (22 on Feb. 4)... Totaled a career-most five steals in a win over Idaho State (March 4), also adding 19 points... Prior to the season, was named to the College Sports Madness All-Big Sky Preseason fourth team... Missed the first five games of the season due to injury.

**2015-16 (FRESHMAN):** Awarded the Eaheart Memorial Award as UM's Most Outstanding Defender... Named to the Big Sky Conference Academic All-Conference team... Had a breakout season, becoming the second-highest true freshman scorer in UM history, averaging 11 points per game... The only other player in the Montana 1,000-point club to score more points as a freshman was Kevin Criswell, with 15.1 points per game in 2002-03... Led the Grizzlies with 34 steals on the season... Was UM's second-leading rebounder, pulling down 4.4 boards per-game... Was a 40-percent field-goal shooter and shot .313 from behind the arc... Scored 17 points and pulled down five rebounds in his collegiate debut (Nov. 13 vs. Boise State)... Started in 30 of UM's 33 games.

**HIGH SCHOOL:** Is a 2015 graduate of Chaminade Prep High School in Chatsworth, Calif. ... Averaged 21.3 points and 7.8 rebounds per game as a senior in 2014-15... Also contributed 2.4 assists and 1.9 steals, helping the Eagles to a 22-11 record and a semifinals appearance of the Southern California Division IV regional tournament... Scored 30 or more points in five games as senior... As a junior, was a key member of the Eagles' California Division III state championship team that went 27-6... Scored a career-most 45 points, in addition to 13 rebounds, five assists and five steals, in a win over Village Christian... High school coach was Todd Wolfson.

**PERSONAL:** Last name is pronounced: oh-GEE-nay... Born in Chatsworth, Calif. ... Parents are Samuel and Debra Oguine... Majoring in business marketing.

## 2017-18 GAME-BY-GAME STATISTICS

Date	Opponent	START	MIN	Total		3-Pointers		Free-Throws		OFF	Rebounds		PF	A	TO	BLK	STL	PTS	AVG
				FG-FGA	PCT	3FG-FGA	PCT	FT-FTA	PCT		DEF	TOT							
11/10	Whitworth	*	33	2-9	.222	1-3	.333	5-7	.714	2	4	6	3	4	4	1	2	10	10.0
11/13	at Pitt	*	44	10-22	.455	2-7	.286	7-12	.583	5	1	6	3	5	0	0	0	29	19.5
11/15	at Penn State	*	34	6-15	.400	2-5	.400	1-5	.200	2	5	7	3	0	0	1	0	15	18.0
11/20	vs. Oral Roberts	*	35	3-10	.300	1-6	.167	7-8	.875	3	3	6	2	4	1	0	1	14	17.0
11/21	vs. UC Santa Barbara	*	33	5-9	.556	0-1	.000	4-5	.800	3	3	6	5	4	1	1	2	14	16.4
11/26	Carroll	*	36	5-10	.500	2-4	.500	3-4	.750	1	2	3	2	2	2	0	0	15	16.2
11/29	at Stanford	*	33	6-15	.400	1-5	.200	6-6	1.000	4	2	6	4	1	4	2	1	19	16.6
12/3	CSUN	*	38	6-12	.500	0-2	.000	1-2	.500	5	2	7	1	1	2	1	2	13	16.1
12/9	at Georgia State	*	31	2-11	.182	1-5	.200	6-6	1.000	2	2	4	4	2	2	1	5	11	15.6
12/17	UC Riverside	*	29	3-9	.333	0-3	.000	6-9	.667	3	2	5	2	1	3	3	1	12	15.2
12/19	UC Irvine	*	26	6-11	.545	1-3	.333	3-6	.500	1	2	3	3	0	0	1	1	16	15.3
12/22	at Washington	*	24	2-5	.400	0-1	.000	1-2	.500	1	3	4	3	2	2	0	1	5	14.4
12/28	at Northern Arizona	*	31	5-9	.556	1-3	.333	2-2	1.000	0	0	0	5	2	1	0	3	13	14.3
12/30	at Southern Utah	*	24	3-8	.375	1-4	.250	4-5	.800	0	3	3	3	1	0	0	1	11	14.1
1/4	North Dakota	*	25	6-9	.667	1-2	.500	3-4	.750	0	5	5	0	2	0	0	0	16	14.2
1/6	Northern Colorado	*	23	4-7	.571	1-3	.333	3-3	1.000	1	5	6	4	2	4	0	1	12	14.1
1/11	at Sacramento State	*	32	5-8	.625	1-2	.500	5-5	1.000	2	2	4	1	3	0	0	4	16	14.2
1/13	at Portland State	*	35	12-17	.706	3-5	.600	12-16	.750	2	6	8	4	2	2	1	2	39	15.6
1/20	at Montana State	*	28	3-11	.273	0-1	.000	3-4	.750	2	4	6	3	2	1	0	0	9	15.2
1/25	Southern Utah	*	31	8-14	.571	3-4	.750	3-4	.750	2	3	5	2	0	1	0	3	22	15.6
1/27	Northern Arizona	*	31	8-15	.533	7-12	.583	0-0	.000	0	2	2	1	2	1	1	3	23	15.9
2/1	at Northern Colorado	*	21	2-5	.400	0-1	.000	1-2	.500	1	3	4	2	1	0	0	1	5	15.4
2/3	at North Dakota	*	37	4-9	.444	1-4	.250	3-3	1.000	2	2	4	4	1	1	0	2	12	15.3
2/8	Portland State	*	35	4-7	.571	1-2	.500	5-8	.625	4	6	10	3	0	0	1	2	14	15.2
2/10	Sacramento State	*	44	8-19	.421	5-11	.455	4-6	.667	2	5	7	1	4	2	0	0	25	15.6
2/15	at Eastern Washington	*	32	3-10	.300	2-6	.333	0-0	.000	1	3	4	3	0	1	0	0	8	15.3
2/17	at Idaho	*	31	6-12	.500	1-4	.250	4-5	.800	2	1	3	4	3	0	0	2	17	15.4
2/24	Montana State	*	27	3-10	.300	0-1	.000	5-6	.833	5	4	9	3	5	2	1	0	11	15.2
3/1	Weber State	*	33	4-10	.400	0-3	.000	3-3	1.000	3	5	8	2	3	1	0	2	11	15.1
3/3	Idaho State	*	37	6-15	.400	0-4	.000	10-15	.667	7	8	15	2	2	2	1	0	22	15.3
3/8	vs. North Dakota	*	39	9-14	.643	3-5	.600	2-6	.333	0	3	3	2	1	1	1	1	23	15.5
3/9	vs. Northern Colorado	*	40	7-18	.389	0-0	.000	5-7	.714	4	5	9	4	1	0	0	3	19	15.7
3/10	vs. Eastern Washington	*	31	6-8	.750	3-4	.750	6-6	1.000	0	3	3	3	1	1	1	2	21	15.8
3/15	vs. #7 Michigan	*	33	5-11	.455	1-3	.333	4-4	1.000	1	6	7	4	3	3	0	0	15	15.8



# MONTANA BASKETBALL



## 2016-17 GAME-BY-GAME STATISTICS

Opponent	Date	START	MIN	Total		3-Pointers		Free-Throws		Rebounds			PF	A	TO	BLK	STL	PTS	AVG
				FG-FGA	PCT	3FG-FGA	PCT	FT-FTA	PCT	OFF	DEF	TOT							
at USC	11/11/16								Did Not Play										
WYOMING	11/14/16								Did Not Play										
at Ole Miss	11/24/16								Did Not Play										
vs. NC State	11/18/16								Did Not Play										
vs. Washington State	11/19/16								Did Not Play										
vs. Oral Roberts	11/21/16								Did Not Play										
at South Dakota	11/27/16	-	14	2-3	.667	0-0	.000	0-1	.000	0	4	4	5	1	1	1	0	4	4.0
MILWAUKEE	12/3/16	*	21	2-4	.500	0-1	.000	3-5	.600	3	3	6	1	2	3	1	3	7	5.5
SAN JOSE STATE	12/7/16	*	28	4-8	.500	0-1	.000	8-8	1.000	1	6	7	2	1	0	1	0	16	9.0
at Wyoming	12/10/16	*	25	3-7	.429	0-0	.000	8-9	.889	3	3	6	4	1	1	0	1	14	10.3
at Oregon	12/13/16	*	30	3-10	.300	0-0	.000	6-7	.857	1	2	3	4	0	1	1	1	12	10.6
at UC Riverside	12/17/16	*	17	1-3	.333	0-2	.000	2-4	.500	0	2	2	4	1	3	0	2	4	9.5
PEPPERDINE	12/22/16	*	16	0-1	.000	0-1	.000	0-0	.000	0	2	2	5	2	1	0	0	0	8.1
IDAHO STATE	12/29/16	*	23	4-7	.571	1-3	.333	0-0	.000	1	5	6	4	2	2	0	1	9	8.3
WEBER STATE	12/31/16	*	32	3-8	.375	0-0	.000	2-2	1.000	5	6	11	2	1	0	0	0	8	8.2
at Idaho	1/5/17	*	29	2-6	.333	1-3	.333	9-12	.750	3	6	9	4	3	0	0	2	14	8.8
at Eastern Washington	1/7/17	*	25	5-6	.833	4-5	.800	3-4	.750	0	6	6	3	0	3	0	1	17	9.5
NORTHERN COLORADO	1/12/17	*	34	7-10	.700	4-6	.667	0-0	.000	1	3	4	0	1	1	1	2	18	10.3
NORTH DAKOTA	1/14/17	*	35	2-7	.286	0-2	.000	2-6	.333	3	8	11	3	3	1	0	2	6	9.9
at Portland State	1/19/17	*	35	4-10	.400	1-3	.333	1-2	.500	3	7	10	5	5	2	0	4	10	9.9
at Sacramento State	1/21/17	*	25	6-8	.750	1-2	.500	2-2	1.000	3	3	6	4	1	1	0	1	15	10.3
EASTERN WASHINGTON	1/26/17	*	35	4-9	.444	0-1	.000	6-7	.857	2	5	7	3	2	2	1	2	14	10.5
IDAHO	1/28/17	*	39	9-16	.563	2-6	.333	5-6	.833	2	5	7	5	1	3	1	1	25	11.4
MONTANA STATE	2/4/17	*	35	6-10	.600	0-2	.000	10-11	.909	2	7	9	4	3	0	0	1	22	11.9
at Southern Utah	2/9/17	*	25	1-4	.250	0-1	.000	2-2	1.000	0	5	5	3	1	1	1	0	4	11.5
at Northern Arizona	2/11/17	*	25	4-8	.500	0-1	.000	1-2	.500	5	2	7	1	0	1	0	1	9	11.4
SACRAMENTO STATE	2/16/17	*	30	5-8	.625	1-2	.500	1-2	.500	3	4	7	5	0	3	0	0	12	11.4
PORTLAND STATE	2/18/17	*	36	3-9	.333	1-4	.250	8-9	.889	2	3	5	5	4	1	0	1	15	11.6
at Montana State	2/25/17	*	31	3-6	.500	0-0	.000	2-5	.400	0	1	1	2	3	0	0	2	8	11.4
at Weber State	3/2/17	*	33	5-15	.333	1-1	1.000	4-6	.667	6	2	8	4	2	1	0	3	15	11.6
at Idaho State	3/4/17	*	32	6-13	.462	1-3	.333	6-9	.667	3	2	5	4	1	0	0	5	19	11.9
vs. Idaho	3/9/17	*	29	5-10	.500	1-1	1.000	2-2	1.000	0	2	2	5	2	0	0	1	13	11.9

## 2015-16 GAME-BY-GAME STATISTICS

Opponent	Date	START	MIN	Total		3-Pointers		Free-Throws		Rebounds			PF	A	TO	BLK	STL	PTS	AVG
				FG-FGA	PCT	3FG-FGA	PCT	FT-FTA	PCT	OFF	DEF	TOT							
at San Jose State	11/16/15	-	31	2-7	.286	1-3	.333	7-9	.778	1	3	4	3	2	2	0	1	12	14.5
CARROLL	11/21/15	*	32	3-8	.375	1-4	.250	1-2	.500	1	3	4	2	2	2	4	1	8	12.3
at North Dakota State	11/25/15	*	28	2-3	.667	0-0	.000	1-2	.500	0	6	6	4	2	3	1	0	5	10.5
at Pepperdine	11/29/15	*	31	2-6	.333	0-2	.000	2-2	1.000	1	3	4	0	2	2	0	1	6	9.6
SAN FRANCISCO	12/4/15	*	33	4-11	.364	1-2	.500	0-0	.000	0	4	4	4	4	1	1	2	9	9.5
at Gonzaga	12/08/15	*	19	0-8	.000	0-3	.000	0-2	.000	0	3	3	1	1	2	0	1	0	8.1
at Washington	12/12/15	*	37	7-21	.333	2-5	.400	6-10	.600	1	8	9	3	5	3	0	1	22	9.9
GREAT FALLS	12/15/15	*	31	3-5	.600	0-1	.000	4-4	1.000	0	7	7	2	3	2	0	0	10	9.9
at Kansas	12/19/15	*	37	0-5	.000	0-0	.000	3-4	.750	0	4	4	2	1	3	0	1	3	9.2
MONTANA-WESTERN	12/21/15	*	19	2-5	.400	2-4	.500	2-2	1.000	0	5	5	2	0	1	0	0	8	9.1
at Northern Arizona	12/31/15	*	38	5-10	.500	4-7	.571	2-2	1.000	1	8	9	5	1	0	1	0	16	9.7
at Southern Utah	1/2/16	*	34	5-10	.500	0-4	.000	0-1	.000	2	8	10	2	2	0	0	0	10	9.7
PORTLAND STATE	1/7/16	*	35	7-11	.636	2-5	.400	4-5	.800	0	3	3	1	4	3	0	0	20	10.4
SACRAMENTO STATE	1/9/16	*	31	3-9	.333	3-6	.500	0-0	.000	0	3	3	3	4	3	2	0	9	10.3
at Northern Colorado	1/14/16	*	32	3-8	.375	2-4	.500	3-7	.429	1	4	5	3	2	3	0	1	11	10.4
at North Dakota	1/16/16	*	35	5-12	.417	1-5	.200	3-8	.375	3	3	6	4	1	1	0	2	14	10.6
IDAHO	1/21/16	*	33	1-7	.143	1-4	.250	1-2	.500	0	2	2	4	2	2	0	4	4	10.2
EASTERN WASHINGTON	1/23/16	*	26	4-8	.500	0-2	.000	0-0	.000	0	6	6	4	1	1	0	2	8	10.1
at Montana State	1/30/16	*	28	7-15	.467	1-2	.500	6-7	.857	2	4	4	0	1	2	1	0	21	10.7
at Sacramento State	2/4/16	*	27	2-10	.200	1-3	.333	1-2	.500	0	4	2	0	4	4	1	0	6	10.4
at Portland State	02/06/16	*	37	3-8	.375	0-2	.000	1-4	.250	0	4	3	0	1	1	0	2	7	10.3
SOUTHERN UTAH	02/11/16	*	25	3-6	.500	2-3	.667	2-2	1.000	2	3	1	0	3	2	0	1	10	10.3
NORTHERN ARIZONA	02/13/16	*	26	5-7	.714	1-3	.333	5-5	1.000	0	0	3	0	1	2	1	0	16	10.5
MONTANA STATE	02/20/16	*	34	7-13	.538	1-3	.333	12-14	.857	0	5	5	1	2	3	0	3	27	11.2
at Idaho State	2/25/16	*	18	3-7	.429	1-3	.333	2-2	1.000	0	2	4	0	1	1	0	0	9	11.1
at Weber State	2/27/16	*	37	8-16	.500	0-1	.000	5-7	.714	3	8	4	0	1	2	0	1	21	11.4
NORTH DAKOTA	3/3/16	*	31	4-10	.400	2-3	.667	2-4	.500	0	1	3	0	1	0	0	3	12	11.5
NORTHERN COLORADO	03/5/16	*	31	4-10	.400	2-7	.286	4-4	1.000	1	2	3	4	1	3	0	0	14	11.6
vs. Sacramento State	3/10/16	*	29	0-5	.000	0-3	.000	5-6	.833	0	3	3	4	2	0	0	1	5	11.3
vs. Idaho	3/11/16	*	30	4-8	.500	0-1	.000	5-7	.714	0	5	5	4	1	4	0	2	13	11.4
vs. Weber State	3/12/16	*	32	3-8	.375	0-1	.000	0-0	.000	2	2	4	0	0	1	0	2	6	11.2
at Nevada	3/16/16	*	29	2-6	.333	0-1	.000	0-0	.000	0	1	4	0	2	2	0	1	4	11.0





# MONTANA BASKETBALL



## 1 | TIMMY FALLS

Sophomore | Guard | 6-2 | 165 | Dublin, Calif. (Dublin H.S.)

**2017-18 (FRESHMAN):** Recipient of the Ryan Dick Award (team's most improved player)... Played in 33 of UM's 34 games, averaging 17.1 minutes per contest... Led the team with a .407 shooting percentage from beyond the arc... Scored 144 points (4.4 per game)... Ranked third on the team for assists (51) and free-throw shooting (.722), and fourth for three-pointers (22)... Held the team's best assist-per-minute average (one assist every 9.1 minutes)... During a stretch from Dec. 19 through Jan. 20, had an assist in nine consecutive games, eight of which were multi-assist contests... Made his collegiate debut Nov. 10 vs. Whitworth, scoring two points... Averaged 9.3 minutes per game over UM's first 10 contests, scoring 12 total points... Had a breakout game vs. UC Irvine (Dec. 19), scoring 14 points (4-for-4 from three-point range) vs. the Anteaters... Averaged 5.5 points per game over 19.6 minutes of ac-

tion from that point forward... Connected with fellow freshman a pair of dunks vs. North Dakota (Jan. 4)... One was a no-look, the-head pass; the second was an alley oop from half court... career-most six assists at Northern Colorado (Feb. 1)... During a three-game stretch (Feb. 24-March 3), averaged 10.3 points and 4.0 assists per game... Scored 14 points vs. Montana State (Feb. 24), all in the first half, including nine during a span of 1:34 to help the Griz turn a two-point lead into a 13-point halftime advantage... Made at least one trey in 14 contests.

**HIGH SCHOOL:** Is a 2017 graduate of Dublin High School in California... In 32 games as a senior, averaged 15.3 points per game... Also contributed 3.5 assists, 2.5 rebounds, 2.7 steals and 1.0 blocks per game... Named the 2016-17 East Bay Athletic League MVP... Also selected to the first-team All-Metro team by the Bay Area News Group and the 2016-17 MaxPreps All-Northern California third team... Helped the Gaels to a 29-5 record, including an 11-2 mark in league play.

**PERSONAL:** Born in Dublin, Calif. ... Parents are Tim and Dena Falls... Committed to Montana over offers from San José State and Weber State... First visited campus in August 2015, as a junior, and committed later that year, in February 2016... Majoring in business administration.



### FALLS' CAREER STATISTICS

SEASON	GP	GS	MIN	AVG	FG	FGA	PCT	3FG	3FGA	PCT	FT	FTA	PCT	OFF	DEF	TOT	AVG	PF	FO	AST	T/O	BLK	STL	PTS	AVG
2017-18	33	0	563	17.1	48	116	.414	22	54	.407	26	36	.722	7	25	32	1.0	78	3	51	41	2	25	144	4.4
TOTAL	33	0	563	17.1	48	116	.414	22	54	.407	26	36	.722	7	25	32	1.0	78	3	51	41	2	25	144	4.4





## 2017-18 GAME-BY-GAME STATISTICS

Date	Opponent	START	MIN	Total		3-Pointers		Free-Throws		Rebounds					A	TO	BLK	STL	PTS	AVG
				FG-FGA	PCT	3FG-FGA	PCT	FT-FTA	PCT	OFF	DEF	TOT	PF							
11/10	Whitworth		20	1-5	.200	0-1	.000	0-1	.000	0	1	1	2	0	1	0	0	2	2.0	
11/13	at Pitt		4	0-1	.000	0-0	.000	0-0	.000	0	0	0	1	0	0	0	0	0	1.0	
11/15	at Penn State		7	0-1	.000	0-1	.000	0-0	.000	0	1	1	1	0	1	0	0	0	0.7	
11/20	vs. Oral Roberts		10	1-1	1.000	0-0	.000	0-0	.000	0	1	1	1	2	2	0	0	2	1.0	
11/21	vs. UC Santa Barbara		10	0-1	.000	0-1	.000	0-0	.000	0	0	0	3	0	2	0	0	0	0.8	
11/26	Carroll		17	2-5	.400	0-2	.000	0-0	.000	1	0	1	3	2	1	0	2	4	1.3	
11/29	at Stanford		11	0-2	.000	0-2	.000	1-2	.500	0	0	0	0	0	0	0	0	1	1.3	
12/3	CSUN																			
12/9	at Georgia State		3	0-1	.000	0-1	.000	0-0	.000	0	0	0	0	0	2	0	0	0	1.1	
12/17	UC Riverside		11	1-2	.500	1-2	.500	0-0	.000	0	0	0	3	0	2	0	0	3	1.3	
12/19	UC Irvine		22	5-6	.833	4-4	1.000	0-0	.000	2	1	3	4	2	0	0	0	14	2.6	
12/22	at Washington		23	0-2	.000	0-0	.000	2-2	1.000	0	1	1	2	2	2	0	1	2	2.5	
12/28	at Northern Arizona		24	2-7	.286	0-2	.000	2-2	1.000	0	1	1	4	4	1	0	2	6	2.8	
12/30	at Southern Utah		28	4-7	.571	1-3	.333	0-0	.000	0	0	0	1	3	1	0	1	9	3.3	
1/4	North Dakota		27	2-5	.400	1-2	.500	3-5	.600	0	1	1	3	4	1	0	1	8	3.6	
1/6	Northern Colorado		26	2-3	.667	1-1	1.000	1-1	1.000	0	2	2	3	2	1	0	3	6	3.8	
1/11	at Sacramento State		18	2-3	.667	1-1	1.000	0-0	.000	0	0	0	4	1	2	0	1	5	3.9	
1/13	at Portland State		19	0-1	.000	0-0	.000	2-2	1.000	0	0	0	2	3	5	0	1	2	3.8	
1/20	at Montana State		19	3-7	.429	2-3	.667	0-0	.000	1	0	1	3	4	1	0	0	8	4.0	
1/25	Southern Utah		18	2-5	.400	1-2	.500	1-2	.500	0	0	0	5	0	1	0	1	6	4.1	
1/27	Northern Arizona		16	2-5	.400	2-5	.400	0-0	.000	0	0	0	1	1	1	0	0	6	4.2	
2/1	at Northern Colorado		25	0-2	.000	0-1	.000	1-3	.333	1	3	4	3	6	0	0	1	1	4.0	
2/3	at North Dakota		19	2-2	1.000	2-2	1.000	0-0	.000	0	1	1	0	1	2	1	0	6	4.1	
2/8	Portland State		11	0-3	.000	0-2	.000	0-0	.000	0	0	0	3	0	2	0	0	0	4.0	
2/10	Sacramento State		7	0-1	.000	0-0	.000	2-2	1.000	0	2	2	2	1	1	0	0	2	3.9	
2/15	at Eastern Washington		18	1-3	.333	0-2	.000	1-2	.500	0	0	0	2	4	2	0	2	3	3.8	
2/17	at Idaho		17	1-3	.333	1-1	1.000	1-3	.333	0	1	1	1	1	0	0	2	4	3.8	
2/24	Montana State		21	4-8	.500	3-5	.600	3-3	1.000	0	0	0	5	0	2	0	2	14	4.2	
3/1	Weber State		17	1-2	.500	0-1	.000	2-2	1.000	0	3	3	3	2	0	0	1	4	4.2	
3/3	Idaho State		21	4-9	.444	1-4	.250	4-4	1.000	1	2	3	4	3	1	0	0	13	4.5	
3/8	vs. North Dakota		19	1-2	.500	0-0	.000	0-0	.000	0	1	1	2	1	1	0	1	2	4.4	
3/9	vs. Northern Colorado		17	1-3	.333	0-0	.000	0-0	.000	1	1	2	2	0	0	0	1	2	4.4	
3/10	vs. Eastern Washington		23	4-7	.571	1-2	.500	0-0	.000	0	2	2	0	1	0	1	1	9	4.5	
3/15	vs. #7 Michigan		15	0-1	.000	0-1	.000	0-0	.000	0	0	0	5	1	3	0	1	0	4.4	



# MONTANA BASKETBALL



## 2 | DONAVEN DORSEY

RS-Senior | Guard | 6-7 | 216 | Lacey, Wash. (Washington/Timberline H.S.)

**2017-18 (JUNIOR):** Missed the entire season after undergoing surgery on his hip prior to the start of the season... Will apply for a NCAA medical hardship waiver.

**2016-17 (REDSHIRT):** Transferred to Montana after playing two seasons at Washington... Redshirted during his first season in Missoula due to NCAA transfer regulations.

**2014-16 (WASHINGTON):** Began his collegiate career at the University of Washington, playing in the Pac-12 for two seasons... Logged time in 55 games, earning eight starts... Made 55 field goals during his two years at UW, including

44 from long range... Totaled 166 points (3.0 average), 77 rebounds (1.4), 18 assists, eight steals and three blocks... As a sophomore in 2015-16, came off the bench in 27 games, averaging 9.3 minutes per game... Had a season-most 10 points against TCU (Dec. 8, 2015), shooting 4-for-4 from the floor while pulling down a career-high-tying five rebounds... During his freshman campaign (2014-15), earned his first of eight starts vs. Stanford (Jan. 28, 2015)... Recorded a career-high 17 points against San José State (Nov. 27, 2014) in the opening game of the Wooden Legacy behind 5-of-6 shooting from three-point range... Added 13 points on 4-of-5 shooting in a win over Oregon (Jan. 18, 2015).

**HIGH SCHOOL:** Is a 2015 graduate of Timberline High School in Lacey, Wash. ... As a senior, was ranked No. 56 nationally among small forwards by ESPN... Was the third-best prospect out of the state of Washington... Averaged 18.6 points over 13 games as a senior and 18.4 points per game as a junior... Helped the Blazers to back-to-back state playoff appearances in 2012-13 and 2013-14.




### DORSEY'S CAREER STATISTICS

SEASON	GP	GS	MIN	AVG	FG	FGA	PCT	3FG	3FGA	PCT	FT	FTA	PCT	OFF	DEF	TOT	AVG	PF	FO	AST	T/O	BLK	STL	PTS	AVG
2014-15*	28	8	412	14.7	34	100	.340	30	89	.337	9	15	.600	8	39	47	1.7	61	1	7	12	3	3	107	3.8
2015-16*	27	0	248	9.2	21	57	.368	14	43	.326	3	7	.429	7	23	30	1.1	35	2	11	7	0	5	59	2.2
2016-17	Did Not Play - Redshirt Season																								
2017-18	Did Not Play - Injury																								
DI TOTAL	55	8	660	12.0	55	157	.350	44	132	.333	12	22	.545	15	62	77	1.4	96	3	18	19	3	8	166	3.0



# MONTANA BASKETBALL



## 4 | SAYEED PRIDGETT

Junior | Guard | 6-5 | 200 | Oakland, Calif. (El Cerrito H.S.)

**2017-18 (SOPHOMORE):** Ryan Dick Award winner (team's most improved player)... As the first player off the bench, averaged 8.4 points per game... Ranked in the top five on the team for rebounding (4.3), assists (44), blocked shots (14) and steals (41)... Ranked 11th in the Big Sky Conference with 1.2 steals per conference game... Averaged 10.4 points per game over UM's final 11 contests... Scored in double figures 12 times, including four times in his final seven contests... Recorded multiple assists in 11 contests, including a stretch of four games in a row from Dec. 30 through Jan. 11... Tallied his first career double-double with 20 points and 12 rebounds (career high) vs. CSUN (Dec. 3)... Scored 14 points (7-of-9 shooting) in the second half vs. Montana State (Feb. 24)... Recorded his second double-double with 14 points and 11 rebounds in a quarterfinal win over North Dakota (March 3)... In three Big Sky Championship games, averaged 11.3 points in 26.7 minutes of action, but most notably took two charges late against Northern Colorado (March 9), helping the Griz advance to the championship game.

**2016-17 (FRESHMAN):** Recipient of the Ryan Dick Award (team's most improved player)... Played in 31 of 32 contests, earning 11 starts, as a true freshman... Totaled 99 made field goals at a .524 clip (99-of-189; ninth in the Big Sky Conference)... Ranked third on the team with 121 rebounds (3.9 average)... Totaled 44 assists (fourth), 16 blocked shots (second) and 11 steals (sixth)... Tallied 251 points on the season, an average of 8.1 per game (fourth)... Was effective from the charity stripe, making 52-of-66 free-throw attempts (.788)... Led UM in scoring five times, including three of the Grizzlies' first five contests (Nov. 11-27)... Had a career-most 28 points at Sacramento State (Jan. 21), shooting 12-of-17 from the field and also adding three assists... Recorded 20 points in his collegiate debut vs. Wyoming (Nov. 14)... Had three blocks in games against Wyoming (Nov. 14) and at UC Riverside (Dec. 17)... In the game vs. the Cowboys, Pridgett led the Grizzlies with 20 points and three assists to go along with his three blocked shots and a career-high two steals... Led UM in steals seven times and blocked shots a team-high eight times... Tallied 10 double-digit scoring games, including two with eight rebounds, nearing double-doubles... Brought down a career-most nine rebounds in UM's regular-season finale at Idaho State (March 4), a big win that gave the Griz a bye in the first round of the Big Sky tournament.

**HIGH SCHOOL:** Is a 2016 graduate of El Cirrito High School in California... Averaged 17 points, 6.5 rebounds and 3.5 assists per game during his junior season, helping the Gauchos to a 10-0 record in league play and 29-4 overall... Was listed as the fifth-best 2016 prospect in northern California by NorCalPreps.com and one of the five best in the Bay Area by SFGate.com... Rated as a three-star prospect by Rivals and Scout... Committed to Montana over reported offers from Oregon State, Creighton, Saint Mary's, San Francisco and Weber State.

**PERSONAL:** Name is pronounced: sigh-EED prid-jit... Born in Oakland, Calif. ... Parents are Terry Pridgett, Sr. and Perona Thomas... Has two brothers, Terry Jr. and Jalen Allen... Majoring in business management.



### PRIDGETT'S CAREER STATISTICS

SEASON	GP	GS	MIN	AVG	FG	FGA	PCT	3FG	3FGA	PCT	FT	FTA	PCT	OFF	DEF	TOT	AVG	PF	FO	AST	T/O	BLK	STL	PTS	AVG
2016-17	31	11	606	19.5	99	189	.524	1	10	.100	52	66	.788	33	88	121	3.9	79	0	44	45	16	11	251	8.1
2017-18	34	0	770	22.6	122	264	.462	3	16	.188	40	61	.656	35	111	146	4.3	102	2	44	65	14	41	287	8.4
<b>TOTAL</b>	<b>65</b>	<b>11</b>	<b>1376</b>	<b>21.2</b>	<b>221</b>	<b>453</b>	<b>.488</b>	<b>4</b>	<b>26</b>	<b>.154</b>	<b>92</b>	<b>127</b>	<b>.724</b>	<b>68</b>	<b>199</b>	<b>267</b>	<b>4.1</b>	<b>181</b>	<b>2</b>	<b>88</b>	<b>110</b>	<b>30</b>	<b>52</b>	<b>538</b>	<b>8.3</b>





# MONTANA BASKETBALL



## 2017-18 GAME-BY-GAME STATISTICS

Date	Opponent	START	MIN	Total		3-Pointers		Free-Throws		OFF	Rebounds		PF	A	TO	BLK	STL	PTS	AVG
				FG-FGA	PCT	3FG-FGA	PCT	FT-FTA	PCT		DEF	TOT							
11/10	Whitworth		22	4-6	.667	0-0	.000	1-3	.333	1	4	5	3	1	3	2	2	9	9.0
11/13	at Pitt		33	4-9	.444	0-2	.000	4-6	.667	3	5	8	4	1	4	3	1	12	10.5
11/15	at Penn State		20	2-6	.333	1-1	1.000	0-0	.000	2	1	3	4	3	2	0	0	5	8.7
11/20	vs. Oral Roberts		21	1-2	.500	0-1	.000	0-0	.000	0	2	2	2	1	2	1	1	2	7.0
11/21	vs. UC Santa Barbara		19	2-5	.400	0-1	.000	2-2	1.000	1	1	2	4	2	2	0	0	6	6.8
11/26	Carroll		27	6-10	.600	0-0	.000	0-1	.000	0	3	3	1	0	5	0	3	12	7.7
11/29	at Stanford		25	2-8	.250	0-1	.000	2-5	.400	0	2	2	4	0	0	1	0	6	7.4
12/3	CSUN		29	8-14	.571	0-0	.000	4-4	1.000	4	8	12	5	4	2	2	1	20	9.0
12/9	at Georgia State		17	3-6	.500	0-0	.000	0-0	.000	0	3	3	4	0	2	0	2	6	8.7
12/17	UC Riverside		17	2-6	.333	0-1	.000	2-2	1.000	0	4	4	3	0	3	0	2	6	8.4
12/19	UC Irvine		24	4-7	.571	0-0	.000	0-0	.000	1	2	3	2	2	0	0	1	8	8.4
12/22	at Washington		19	2-6	.333	0-0	.000	0-0	.000	4	2	6	3	0	4	0	1	4	8.0
12/28	at Northern Arizona		23	4-9	.444	0-0	.000	2-2	1.000	1	3	4	4	1	2	1	1	10	8.2
12/30	at Southern Utah		26	4-9	.444	0-0	.000	0-0	.000	2	4	6	5	4	0	0	2	8	8.1
1/4	North Dakota		23	4-10	.400	0-1	.000	0-0	.000	0	5	5	4	4	0	0	2	8	8.1
1/6	Northern Colorado		24	5-12	.417	0-0	.000	2-3	.667	1	2	3	3	0	1	0	2	12	8.4
1/11	at Sacramento State		24	0-6	.000	0-0	.000	0-0	.000	0	2	2	2	1	2	0	2	0	7.9
1/13	at Portland State		21	2-4	.500	0-0	.000	2-6	.333	1	3	4	2	0	3	0	0	6	7.8
1/20	at Montana State		18	1-2	.500	0-0	.000	2-2	1.000	1	2	3	4	0	1	1	3	4	7.6
1/25	Southern Utah		25	0-3	.000	0-0	.000	3-4	.750	2	5	7	3	2	1	1	3	3	7.4
1/27	Northern Arizona		24	5-9	.556	0-0	.000	0-0	.000	2	3	5	3	2	2	0	1	10	7.5
2/1	at Northern Colorado		21	4-7	.571	0-0	.000	1-3	.333	0	2	2	4	0	3	0	1	9	7.5
2/3	at North Dakota		20	3-7	.429	0-1	.000	1-2	.500	0	4	4	3	4	3	0	1	7	7.5
2/8	Portland State		24	5-9	.556	0-0	.000	4-4	1.000	0	5	5	4	1	1	1	0	14	7.8
2/10	Sacramento State		18	3-7	.429	1-2	.500	0-0	.000	0	1	1	1	2	0	0	0	7	7.8
2/15	at Eastern Washington		24	5-8	.625	0-0	.000	5-6	.833	2	3	5	2	1	1	0	1	15	8.0
2/17	at Idaho		21	3-4	.750	0-0	.000	1-2	.500	0	0	0	4	0	1	0	1	7	8.0
2/24	Montana State		21	7-11	.636	0-1	.000	0-1	.000	0	5	5	2	2	2	0	0	14	8.2
3/1	Weber State		17	3-7	.429	0-0	.000	0-0	.000	2	1	3	2	1	2	0	1	6	8.1
3/3	Idaho State		25	5-8	.625	0-0	.000	0-0	.000	1	7	8	0	0	3	0	0	10	8.2
3/8	vs. North Dakota		29	6-16	.375	1-3	.333	1-1	1.000	2	9	11	1	3	3	1	1	14	8.4
3/9	vs. Northern Colorado		29	6-14	.429	0-0	.000	0-0	.000	1	4	5	4	1	1	0	1	12	8.5
3/10	vs. Eastern Washington		22	4-6	.667	0-0	.000	0-0	.000	0	3	3	3	1	3	0	2	8	8.5
3/15	vs. #7 Michigan		18	3-11	.273	0-1	.000	1-2	.500	1	1	2	3	0	1	0	2	7	8.4

## 2016-17 GAME-BY-GAME STATISTICS

Opponent	Date	START	MIN	Total		3-Pointers		Free-Throws		OFF	Rebounds		PF	A	TO	BLK	STL	PTS	AVG
				FG-FGA	PCT	3FG-FGA	PCT	FT-FTA	PCT		DEF	TOT							
at USC	11/11/16		17	0-3	.000	0-1	.000	1-2	.500	0	2	2	3	0	3	1	0	1	1.0
WYOMING	11/14/16		27	7-9	.778	1-2	.500	5-6	.833	1	3	4	4	3	3	3	1	20	10.5
vs. NC State	11/18/16		24	5-5	1.000	0-0	.000	2-2	1.000	0	1	1	3	1	2	0	0	12	11.0
vs. Washington State	11/19/16	*	19	1-6	.167	0-1	.000	1-2	.500	1	2	3	3	1	0	0	0	3	9.0
vs. Oral Roberts	11/21/16		21	5-8	.625	0-1	.000	3-3	1.000	3	5	8	3	2	1	0	0	13	9.8
at Ole Miss	11/24/16		25	7-14	.500	0-1	.000	5-6	.833	3	2	5	4	2	2	0	0	19	11.3
at South Dakota	11/27/16		25	6-8	.750	0-0	.000	2-2	1.000	2	3	5	3	2	3	0	0	14	11.7
MILWAUKEE	12/3/16	*	9	3-7	.429	0-0	.000	0-0	.000	1	1	2	1	0	1	1	0	6	11.0
SAN JOSE STATE	12/7/16	*	9	2-3	.667	0-0	.000	0-0	.000	0	0	0	4	0	3	0	0	4	10.2
at Wyoming	12/10/16	*	24	3-9	.333	0-2	.000	3-4	.750	0	6	6	4	3	2	0	2	9	10.1
at Oregon	12/13/16	*	27	2-7	.286	0-0	.000	1-2	.500	3	3	6	2	2	1	0	1	5	9.6
at UC Riverside	12/17/16	*	23	3-9	.333	0-0	.000	4-4	1.000	1	4	5	3	0	4	3	1	10	9.7
PEPPERDINE	12/22/16	*	11	0-3	.000	0-1	.000	4-4	1.000	1	1	2	0	0	1	0	0	4	9.2
IDAHO STATE	12/29/16	*	18	2-5	.400	0-1	.000	1-2	.500	1	5	6	1	1	2	0	0	5	8.9
WEBER STATE	12/31/16	*	18	1-4	.250	0-0	.000	2-4	.500	1	2	3	1	0	0	0	0	4	8.6
at Idaho	1/5/17		18	3-5	.600	0-0	.000	0-0	.000	2	2	4	2	1	1	1	0	6	8.4
at Eastern Washington	1/7/17		13	2-4	.500	0-0	.000	0-0	.000	0	5	5	1	1	0	0	0	4	8.2
NORTHERN COLORADO	1/12/17		17	2-4	.500	0-0	.000	0-0	.000	1	3	4	4	4	1	0	1	4	7.9
NORTH DAKOTA	1/14/17		4	0-2	.000	0-0	.000	0-0	.000	0	0	0	0	0	0	0	0	0	7.5
at Portland State	01/19/17		11	0-0	.000	0-0	.000	0-0	.000	0	3	3	2	0	1	0	0	0	7.2
at Sacramento State	1/21/17		31	12-17	.706	0-0	.000	4-5	.800	1	3	4	1	3	1	0	1	28	8.1
EASTERN WASHINGTON	1/26/17	*	38	5-11	.455	0-0	.000	1-2	.500	2	3	5	2	4	2	0	1	11	8.3
IDAHO	1/28/17	*	25	2-4	.500	0-0	.000	0-0	.000	0	6	6	3	0	1	0	0	4	8.1
MONTANA STATE	2/4/17		16	2-3	.667	0-0	.000	4-4	1.000	1	2	3	2	1	0	1	0	8	8.1
at Southern Utah	2/9/17		28	8-13	.615	0-0	.000	3-5	.600	2	3	5	3	2	2	1	0	19	8.5
at Northern Arizona	2/11/17		13	4-4	1.000	0-0	.000	0-0	.000	0	4	4	4	1	1	0	0	8	8.5
SACRAMENTO STATE	2/16/17		18	1-3	.333	0-0	.000	0-0	.000	0	1	1	2	3	0	2	0	2	8.3
PORTLAND STATE	2/18/17																		
at Montana State	2/25/17		13	3-5	.600	0-0	.000	0-0	.000	0	1	1	3	0	1	0	0	6	8.2
at Weber State	3/2/17		21	4-6	.667	0-0	.000	4-5	.800	2	6	8	4	3	1	1	1	12	8.3
at Idaho State	3/4/17		24	3-6	.500	0-0	.000	2-2	1.000	3	6	9	4	2	3	1	1	8	8.3
vs. Idaho	3/9/17		19	1-2	.500	0-0	.000	0-0	.000	1	0	1	3	2	2	1	1	2	8.1





# MONTANA BASKETBALL



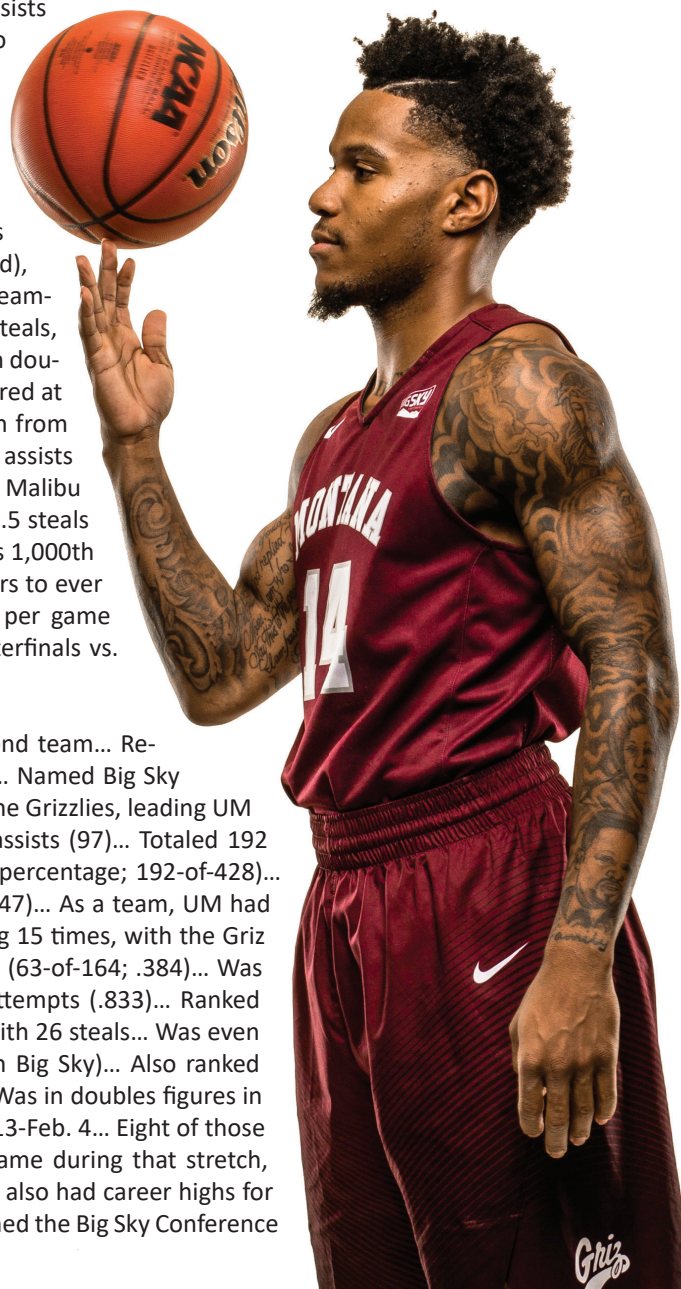
## 14 | AHMAAD RORIE

RS-Senior | Guard | 6-1 | 183 | Tacoma, Wash. (Oregon/Lincoln H.S.)

**2017-18 (JUNIOR):** All-Big Sky Conference first team... Big Sky Championship all-tournament team... Captains' Award... Recipient of the Carl E. Dragstedt Award (team's most valuable player)... Legends Classic Malibu Region all-tournament team... Started all 34 contests, leading the team for minutes played (35.8), points (17.2) and assists (12.5)... Was one of three players to rank in the top 10 in Big Sky play for scoring (ninth), assists (sixth) and minutes played (ninth)... Ranked third in the conference with a 2.1 assist-to-turnover ratio... Connected on 50 of 53 free-throw attempts during conference play (.943, second),

at one point holding streaks of 24 and 19 makes in a row... Made a team-most 59 three-pointers (.339)... Ranked second on the team with 42 steals, including a career-most four vs. UC Santa Barbara (Nov. 21)... Scored in double figures 30 times, including at least 20 points on 14 occasions... Scored at least 20 points in three consecutive games from Dec. 3-17, and again from Dec. 28-Jan. 4... Led UM for scoring 17 times... Recorded at least four assists in eight of UM's final 12 games... Was named to the Legends Classic Malibu Region all-tournament team after averaging 18.5 points, 6.0 assists, 3.5 steals and 37.5 minutes played in a pair of contests (Nov. 20-21)... Scored his 1,000th career UM point at Idaho (Feb. 17), becoming one of three Griz players to ever accomplish the feat in his second season... Averaged 20.67 points per game in the Big Sky Championship, including a career-high 30 in the quarterfinals vs. North Dakota (March 8).

**2016-17 (SOPHOMORE):** Named to the All-Big Sky Conference second team... Recipient of the Carl E. Dragstedt Award (team's most valuable player)... Named Big Sky Conference Player of the Week on March 4... Started 31 contests for the Grizzlies, leading UM in minutes played (32.5 per game), points (547, 17.6 average) and assists (97)... Totaled 192 made field goals, nearly double the next-highest on the team (.449 percentage; 192-of-428)... Ranked first in the conference with a 2.1 assist-to-turnover ratio (97:47)... As a team, UM had the 12th-fewest turnovers in Division I in 2016-17... Led UM in scoring 15 times, with the Griz going 11-4 in those contests... Totaled 63 three-pointers, a team best (63-of-164; .384)... Was highly effective at the free-throw line, knocking down 100-of-120 attempts (.833)... Ranked fourth on the team with 109 rebounds (3.5 average)... Ranked third with 26 steals... Was even better during 17 conference games, averaging 19.4 points (eighth in Big Sky)... Also ranked eighth in the Big Sky for assists and fifth for free-throw percentage... Was in doubles figures in 27 of 30 contests, including the first seven and 12 in a row from Dec. 13-Feb. 4... Eight of those contests were 20-plus scoring affairs... Averaged 22.58 points per game during that stretch, including a career-most 29 at Portland State (Jan. 19)... That night, he also had career highs for field goals (11-of-19), rebounds (seven) and minutes played (38)... Named the Big Sky Conference



### RORIE'S CAREER STATISTICS

SEASON	GP	GS	MIN	AVG	FG	FGA	PCT	3FG	3FGA	PCT	FT	FTA	PCT	OFF	DEF	TOT	AVG	PF	FO	AST	T/O	BLK	STL	PTS	AVG
2014-15*	36	15	675	18.8	52	125	.416	16	48	.333	29	39	.744	14	65	79	2.2	45	0	66	36	4	6	149	4.1
2015-16	Did Not Play - Redshirt Season																								
2016-17	31	31	1007	32.5	192	428	.449	63	164	.384	100	120	.833	25	84	109	3.5	66	0	97	47	7	26	547	17.6
2017-18	34	34	1218	35.8	206	488	.422	59	174	.339	113	133	.850	32	101	133	3.9	64	0	125	67	5	42	584	17.2
UM TOTAL	65	65	2225	34.2	398	916	.434	122	338	.361	213	253	.842	57	185	242	3.7	130	0	222	114	12	68	1131	17.4
DI TOTAL	101	80	2900	28.7	450	1041	.432	138	386	.358	242	292	.829	71	250	321	3.2	175	0	288	150	16	74	1280	12.7

\* Stats are from freshman season at University of Oregon



## MONTANA BASKETBALL



Player of the Week on March 4 after combining for 50 points in wins at Weber State (March 2) and Idaho State (March 4) and assuring UM of a first-round bye in the Big Sky tournament... Led UM in assists a team-most 15 times, including three of the final five regular-season contests... Had a career-most eight dimes in a win over Pepperdine (Dec. 22)... Also recorded 21 points and three steals vs. the Waves... Led UM in scoring in four consecutive games, including back-to-back contests vs. Eastern Washington (Jan. 26) and Idaho (Jan. 28)... Led UM in steals four times, including five in a win over Idaho State to close the regular season (March 4).

**2015-16 (REDSHIRT):** Redshirted during his first season in Missoula after transferring to UM from Oregon.

**2014-15 (OREGON):** Spent his freshman season at Oregon... Made 15 starts and appeared in all 36 games for the Ducks, who went 26-10 and advanced to the Pac-12 finals and second round of the NCAA tournament... Ranked third on the team in assists with 66, and finished the season shooting 74.4 percent from the free throw line... Totaled 149 points and 79 rebounds... Reached double digits in points scored six times, including 10 in a home win over UCLA (Jan. 24), going a perfect 4-of-4 from the field... Enjoyed a career-high 11 points against Illinois (Dec. 13)... Logged career highs for assists (eight), rebounds (six) and minutes (41) at Washington State (Jan. 15)... Had a well-rounded game in a home win over Oregon State (March 4), scoring five points, grabbing four rebounds and recording three assists... Had three blocks in a win over Portland State (Nov. 30), helping the Ducks set UO's single-game blocks record with 12... Was a perfect 4-of-4 from the line in a win against Toledo (Nov. 21) ... Dished out four assists against Detroit (Nov. 17), tying for the team high ... Made his collegiate debut vs. Coppin State (Nov. 15), scoring 10 points with two made three-pointers.

**HIGH SCHOOL:** Is a 2014 graduate of Lincoln High School in Washington... Rated as the No. 3 prep prospect in the state of Washington (ESPN)... Scored more than 2,000 career points... As a senior in 2013-14, averaged 15 points per game to go along with six assists and six rebounds... As a junior, put up 21 points per game, in addition to five assists and five rebounds per game... Shot 54 percent from the field and 42 percent from three-point range... While attending Clover Park High School as a freshman (2010-11), helped his team win the Washington 2A state title, averaging 33 points per game in the state tournament... Was rated as a three-star prospect by ESPN, given a grade of 79.

**PERSONAL:** Name is pronounced: uh-MOD ROAR-ee... Born in Tacoma, Wash. ... Parents are Amiri Rorie and Rhonetta Thomas ... Majoring in communication studies.



# MONTANA BASKETBALL



## 2017-18 GAME-BY-GAME STATISTICS

Date	Opponent	START	MIN	FG-FGA	PCT	3FG-FGA	PCT	FT-FTA	PCT	OFF	DEF	TOT	PF	A	TO	BLK	STL	PTS	AVG
11/10	Whitworth	*	35	6-16	.375	3-6	.500	6-9	.667	2	2	4	3	3	0	1	1	21	21.0
11/13	at Pitt	*	44	7-15	.467	2-6	.333	2-2	1.000	0	5	5	3	3	3	0	2	18	19.5
11/15	at Penn State	*	38	7-18	.389	2-9	.222	0-0	.000	0	3	3	3	4	4	0	3	16	18.3
11/20	vs. Oral Roberts	*	35	7-16	.438	2-8	.250	2-2	1.000	0	1	1	2	6	2	0	3	18	18.3
11/21	vs. UC Santa Barbara	*	40	7-19	.368	3-9	.333	3-3	1.000	3	2	5	1	6	3	1	4	20	18.6
11/26	Carroll	*	33	6-13	.462	1-3	.333	7-10	.700	2	2	4	2	4	2	0	2	20	18.8
11/29	at Stanford	*	31	1-12	.083	0-7	.000	2-2	1.000	0	4	4	3	3	1	0	0	4	16.7
12/3	CSUN	*	39	9-16	.563	3-4	.750	6-7	.857	0	5	5	2	2	1	0	0	27	18.0
12/9	at Georgia State	*	38	6-15	.400	2-8	.250	8-9	.889	3	4	7	3	4	4	0	1	22	18.4
12/17	UC Riverside	*	38	8-13	.615	2-6	.333	4-6	.667	1	2	3	1	2	4	0	3	22	18.8
12/19	UC Irvine	*	34	3-13	.231	0-4	.000	2-4	.500	0	3	3	2	4	2	0	0	8	17.8
12/22	at Washington	*	39	9-23	.391	1-6	.167	0-0	.000	2	5	7	2	3	3	0	1	19	17.9
12/28	at Northern Arizona	*	32	8-14	.571	4-8	.500	2-2	1.000	0	3	3	3	3	0	0	0	22	18.2
12/30	at Southern Utah	*	30	8-13	.615	2-4	.500	2-2	1.000	0	4	4	0	3	0	0	1	20	18.4
1/4	North Dakota	*	28	8-12	.667	4-5	.800	2-2	1.000	0	3	3	1	3	1	0	2	22	18.6
1/6	Northern Colorado	*	34	5-13	.385	0-0	.000	8-8	1.000	3	1	4	2	4	1	0	1	18	18.6
1/11	at Sacramento State	*	35	8-15	.533	2-4	.500	5-5	1.000	0	1	1	3	6	2	0	3	23	18.8
1/13	at Portland State	*	32	4-9	.444	1-2	.500	7-8	.875	0	1	1	4	2	4	0	2	16	18.7
1/20	at Montana State	*	38	6-16	.375	1-3	.333	0-0	.000	0	1	1	1	2	0	1	0	13	18.4
1/25	Southern Utah	*	30	8-16	.500	2-4	.500	3-4	.750	0	3	3	0	3	1	1	0	21	18.5
1/27	Northern Arizona	*	34	5-13	.385	2-7	.286	0-0	.000	2	3	5	3	4	2	0	3	12	18.2
2/1	at Northern Colorado	*	39	8-18	.444	1-2	.500	0-0	.000	3	3	6	3	1	3	1	0	17	18.1
2/3	at North Dakota	*	38	3-11	.273	1-5	.200	2-2	1.000	0	2	2	1	7	2	0	0	9	17.7
2/8	Portland State	*	32	5-14	.357	0-4	.000	2-2	1.000	1	3	4	3	6	2	0	1	12	17.5
2/10	Sacramento State	*	41	4-17	.235	0-6	.000	2-2	1.000	1	5	6	3	0	3	0	1	10	17.2
2/15	at Eastern Washington	*	38	5-11	.455	4-7	.571	4-4	1.000	1	1	2	0	4	5	0	1	18	17.2
2/17	at Idaho	*	44	6-15	.400	3-7	.429	4-4	1.000	1	3	4	1	4	1	0	0	19	17.3
2/24	Montana State	*	33	5-15	.333	0-5	.000	3-4	.750	0	5	5	0	6	1	0	1	13	17.1
3/1	Weber State	*	36	7-11	.636	3-3	1.000	3-3	1.000	1	4	5	2	7	3	0	0	20	17.2
3/3	Idaho State	*	25	3-11	.273	0-5	.000	1-1	1.000	2	2	4	1	1	1	0	3	7	16.9
3/8	vs. North Dakota	*	38	8-14	.571	4-4	1.000	10-11	.909	2	4	6	2	5	2	0	0	30	17.3
3/9	vs. Northern Colorado	*	44	5-15	.333	0-3	.000	7-10	.700	1	3	4	1	3	1	0	0	17	17.3
3/10	vs. Eastern Washington	*	34	5-9	.556	2-3	.667	3-4	.750	0	2	2	2	5	2	0	1	15	17.2
3/15	vs. #7 Michigan	*	39	6-17	.353	2-7	.286	1-1	1.000	1	6	7	1	2	1	0	2	15	17.2

## 2016-17 GAME-BY-GAME STATISTICS

Opponent	Date	START	MIN	Total FG-FGA	PCT	3-Pointers 3FG-FGA	PCT	Free-Throws FT-FTA	PCT	OFF	Rebounds DEF	TOT	PF	A	TO	BLK	STL	PTS	AVG
at USC	11/11/16	*	35	8-15	.533	5-8	.625	0-2	.000	1	2	3	3	0	2	0	0	21	21.0
WYOMING	11/14/16	*	34	3-11	.273	0-2	.000	4-7	.571	1	4	5	0	3	2	1	1	10	15.5
vs. NC State	11/18/16	*	36	5-11	.455	4-8	.500	1-1	1.000	0	2	2	3	3	4	0	0	15	15.3
vs. Washington State	11/19/16	*	31	4-13	.308	1-5	.200	1-2	.500	1	1	2	3	2	0	0	1	10	14.0
vs. Oral Roberts	11/21/16	*	28	5-11	.455	3-6	.500	3-3	1.000	0	6	6	2	6	3	0	0	16	14.4
at Ole Miss	11/24/16	*	27	5-12	.417	3-8	.375	5-6	.833	1	3	4	3	4	0	0	1	18	15.0
at South Dakota	11/27/16	*	26	2-8	.250	0-2	.000	2-2	1.000	0	2	2	2	3	1	1	0	6	13.7
MILWAUKEE	12/3/16	*	35	8-16	.500	3-7	.429	2-2	1.000	0	2	2	1	2	1	0	0	21	14.6
SAN JOSE STATE	12/7/16	*	27	4-9	.444	0-2	.000	5-5	1.000	1	3	4	3	4	3	0	2	13	14.4
at Wyoming	12/10/16	*	26	3-11	.273	1-4	.250	0-0	.000	3	3	6	3	0	1	1	0	7	13.7
at Oregon	12/13/16	*	34	9-20	.450	1-5	.200	0-0	.000	0	5	5	1	3	4	0	1	19	14.2
at UC Riverside	12/17/16	*	34	9-16	.563	1-4	.250	6-6	1.000	1	4	5	2	3	2	0	2	25	15.1
PEPPERDINE	12/22/16	*	37	7-15	.467	3-4	.750	4-5	.800	0	5	5	1	8	1	0	3	21	15.5
IDAHO STATE	12/29/16	*	32	10-14	.714	4-6	.667	0-0	.000	1	1	2	2	6	0	0	1	24	16.1
WEBER STATE	12/31/16	*	36	6-18	.333	3-5	.600	7-8	.875	1	0	1	2	2	0	0	0	22	16.5
at Idaho	1/5/17	*	36	5-13	.385	4-11	.364	5-6	.833	0	1	1	2	4	1	0	1	19	16.7
at Eastern Washington	1/7/17	*	34	3-10	.300	1-4	.250	5-6	.833	1	3	4	1	1	1	0	2	12	16.4
NORTHERN COLORADO	1/12/17	*	29	7-13	.538	3-4	.750	2-2	1.000	0	3	3	2	4	2	0	2	19	16.6
NORTH DAKOTA	1/14/17	*	35	7-16	.438	0-3	.000	6-6	1.000	1	4	5	2	3	0	1	1	20	16.7
at Portland State	01/19/17	*	38	11-19	.579	3-9	.333	4-6	.667	0	7	7	3	5	2	0	2	29	17.4
at Sacramento State	1/21/17	*	36	8-17	.471	4-9	.444	2-2	1.000	0	3	3	4	3	0	0	0	22	17.6
EASTERN WASHINGTON	1/26/17																		
IDAHO	1/28/17	*	36	4-14	.286	2-5	.400	1-2	.500	1	1	2	1	3	4	0	3	11	17.3
MONTANA STATE	2/4/17	*	30	8-12	.667	1-2	.500	11-11	1.000	0	4	4	3	1	4	2	0	28	17.7
at Southern Utah	2/9/17	*	12	0-4	.000	0-4	.000	2-2	1.000	1	0	1	2	1	0	0	0	2	17.1
at Northern Arizona	2/11/17	*	30	5-10	.500	2-5	.400	2-2	1.000	1	2	3	2	2	1	0	0	14	17.0
SACRAMENTO STATE	2/16/17	*	30	5-14	.357	0-3	.000	0-3	.000	2	4	6	0	6	1	0	0	10	16.7
PORTLAND STATE	2/18/17	*	37	9-15	.600	2-5	.400	8-10	.800	1	3	4	4	5	3	1	1	28	17.1
at Montana State	2/25/17	*	37	7-18	.389	1-7	.143	4-4	1.000	1	4	5	3	2	1	0	0	19	17.2
at Weber State	3/2/17	*	37	10-22	.455	3-6	.500	0-0	.000	3	1	4	0	3	2	0	0	23	17.4
at Idaho State	3/4/17	*	35	10-16	.625	3-5	.600	4-4	1.000	1	0	1	2	5	1	0	0	27	17.7
vs. Idaho	3/9/17	*	37	5-15	.333	2-6	.333	4-5	.800	1	1	2	1	0	0	0	2	16	17.6





# MONTANA BASKETBALL



## 15 | JAMAR AKOH

RS-Senior | Forward | 6-8 | 253 | Rancho Cucamonga, Calif. (Cal State Fullerton/Los Osos H.S.)

**2017-18 (JUNIOR):** All-Big Sky Conference third team... Recipient of the Dennis T. Murphy Coaches' Award... Academic All-Big Sky Conference... Big Sky Conference Player of the Week (Jan. 8)... Started all 34 games during his first season playing for the Griz... Led UM with 6.6 rebounds per game while ranking third with 12.8 points per contest and shooting .570 from the field... Was one of two players to rank in the top 15 in Big Sky play for scoring (14th), rebounding (eighth) and field-goal percentage (seventh)... Had a team-most 23 blocked shots... Also added 37 assists and 30 steals...

Posted seven double-doubles, including five during league play (third in Big Sky)... Tallied three consecutive double-doubles from Feb. 3 through

Feb. 10, averaging 19.0 points and 10.3 rebounds during that span... Scored in double figures in nine consecutive contests from Dec. 3 through Jan. 6, and 23 times overall on the season... Earned Big Sky Conference Player of the Week honors on Jan. 8 after averaging 28.0 points and 9.5 rebounds per game in wins over North Dakota (Jan. 4) and Northern Colorado (Jan. 6)... His 34-point performance against the Bears was the most by a UM player in eight seasons.



**2016-17 (REDSHIRT):** Transferred to Montana after playing two seasons at Cal State Fullerton... Redshirted during his first season in Missoula due to NCAA transfer regulations.

**2014-16 (CAL STATE FULLERTON):** Played two seasons (2014-15 & 2015-16) at Cal State Fullerton... Played in 59 career games, starting 26 contests... Scored 355 points and brought down 258 rebounds during his two-year career at Fullerton... As a sophomore in 2015-16, started 26 of 29 contests... Averaged 6.1 points and a team-leading 6.3 rebounds per game... Also totaled nine blocks and dished out 43 assists... In Big West Conference games, averaged 7.8 points and 6.9 rebounds per game... Led the Titans with three double-doubles, also tallying seven games in double figures for scoring and five games with double-digit rebounds... Led the team on the boards 12 times and led the Titans in scoring on three occasions... Also led the team in assists nine times... Grabbed a career- and game-high 18 rebounds in a 65-60 loss to Portland (Dec. 19, 2016)... Scored 10 points and grabbed five rebounds as the Titans overcame a 20-point deficit to defeat UC Riverside, 79-73, in the Big West Conference opener (Jan. 7, 2016)... Put together his first double-double



### AKOH'S CAREER STATISTICS

SEASON	GP	GS	MIN	AVG	FG	FGA	PCT	3FG	3FGA	PCT	FT	FTA	PCT	OFF	DEF	TOT	AVG	PF	FO	AST	T/O	BLK	STL	PTS	AVG
2014-15*	30	0	431	14.4	29	74	.392	2	7	.286	18	38	.474	24	51	75	2.5	45	1	12	24	6	13	78	2.6
2015-16*	29	26	762	26.3	61	157	.389	1	8	.125	54	89	.607	58	125	183	6.3	68	2	43	54	9	13	177	6.1
2016-17																									
Did Not Play - Redshirt Season																									
2017-18	34	34	881	25.9	158	277	.570	1	5	.200	118	177	.667	80	145	225	6.6	113	4	37	71	23	30	435	12.8
UM TOTAL	34	34	881	25.9	158	277	.570	1	5	.200	118	177	.667	80	145	225	6.6	113	4	37	71	23	30	435	12.8
DI TOTAL	93	60	2074	22.3	248	508	.488	4	20	.200	190	304	.625	162	321	483	5.2	226	7	92	149	38	56	690	7.4

\* Stats are from career at Cal State Fullerton





# MONTANA BASKETBALL



of the year, scoring 14 points and grabbing 10 rebounds while dishing out three assists in a 69-64 loss at UC Davis (Jan. 27, 2016)... Scored 12 points and notched 11 rebounds in a 75-67 loss at Cal State Northridge (Feb. 10, 2016)... Led the Titans with seven assists to go along with eight points and eight rebounds in a 78-77 win at Cal Poly (Feb. 25, 2016)... Paced the Titans with 19 points, 10 rebounds and three assists in a 75-73 loss to Long Beach State (March 10, 2016)... Appeared in 30 games off the bench as a freshman in 2014-15, averaging 2.6 points and 2.5 rebounds per game... Also totaled 13 steals, 12 assists and six blocks... Scored a season-high 12 points and grabbed a then-personal-best eight rebounds in a 71-66 overtime loss to UC Riverside (Feb. 7, 2015)... Scored seven points and added two rebounds, one assist and two steals in a 64-61 victory over Florida International (Nov. 29, 2014)... Also added seven points and a team-leading seven rebounds in a 77-45 victory over Cal State East Bay (Dec. 30, 2014).

**HIGH SCHOOL:** Is a 2014 graduate of Los Osos High School in Rancho Cucamonga, Calif. ... Was a two-year starter... As a senior, averaged 12.6 points, 6.2 rebounds, 1.6 assists and 1.3 steals per game... Recorded 22 double-digit games and three 20-point contests... Named to the Baseline League second team and received Daily Bulletin Inland Valley honorable mention accolades... Led Los Osos with 23 points and 20 rebounds in a 75-73 victory over Walnut High School in a CIF-Southern Section Division 1AA first-round game... Averaged 12.9 points, 6.7 rebounds and 1.3 blocks per game as a junior, recording 21 double-digit scoring games and five 20-point contests while leading the Grizzlies to a 19-9 record... Named to the 2013 All-Valley second team... Scored a season-high 26 points and grabbed 10 rebounds in a 76-65 win over Alta Loma (Jan. 25, 2013).

**PERSONAL:** Last name is pronounced: uh-KOH... Born in San Diego, Calif. ... Mother is Oyinlola Akande... Has one sister, Ronke... Majoring in business management.

## 2017-18 GAME-BY-GAME STATISTICS

Date	Opponent	START	MIN	Total		3-Pointers		Free-Throws		OFF	Rebounds			PF	A	TO	BLK	STL	PTS	AVG
				FG-FGA	PCT	3FG-FGA	PCT	FT-FTA	PCT		DEF	TOT								
11/10	Whitworth	*	14	2-8	.250	0-0	.000	0-0	.000	0	1	1		1	0	1	0	0	4	4.0
11/13	at Pitt	*	14	0-2	.000	0-0	.000	0-0	.000	1	0	1		4	1	2	1	1	0	2.0
11/15	at Penn State	*	34	3-8	.375	1-2	.500	4-8	.500	3	3	6		3	0	1	2	2	11	5.0
11/20	vs. Oral Roberts	*	25	4-8	.500	0-1	.000	0-0	.000	1	5	6		3	1	1	1	1	8	5.8
11/21	vs. UC Santa Barbara	*	17	4-7	.571	0-0	.000	4-7	.571	1	4	5		4	0	3	0	1	12	7.0
11/26	Carroll	*	24	7-8	.875	0-0	.000	2-5	.400	6	4	10		4	1	2	0	1	16	8.5
11/29	at Stanford	*	21	3-6	.500	0-0	.000	0-1	.000	3	4	7		4	1	1	0	0	6	8.1
12/3	CSUN	*	22	3-5	.600	0-0	.000	5-8	.625	1	5	6		3	4	3	3	1	11	8.5
12/9	at Georgia State	*	31	5-7	.714	0-0	.000	4-6	.667	3	6	9		4	2	2	1	1	14	9.1
12/17	UC Riverside	*	33	4-5	.800	0-0	.000	9-9	1.000	4	8	12		4	2	3	2	1	17	9.9
12/19	UC Irvine	*	30	7-12	.583	0-0	.000	9-13	.692	1	6	7		4	3	3	1	1	23	11.1
12/22	at Washington	*	31	8-12	.667	0-0	.000	1-2	.500	5	2	7		4	1	3	1	0	17	11.6
12/28	at Northern Arizona	*	30	5-14	.357	0-0	.000	13-18	.722	3	7	10		1	0	3	1	3	23	12.5
12/30	at Southern Utah	*	21	4-7	.571	0-0	.000	4-4	1.000	0	4	4		4	0	1	0	1	12	12.4
1/4	North Dakota	*	24	8-13	.615	0-0	.000	6-7	.857	4	7	11		3	3	2	0	1	22	13.1
1/6	Northern Colorado	*	33	11-16	.688	0-0	.000	12-16	.750	2	6	8		2	3	3	2	0	34	14.4
1/11	at Sacramento State	*	24	3-9	.333	0-0	.000	3-4	.750	4	4	8		4	0	2	0	3	9	14.1
1/13	at Portland State	*	26	3-7	.429	0-0	.000	5-6	.833	4	5	9		5	2	2	0	0	11	13.9
1/20	at Montana State	*	31	6-9	.667	0-1	.000	3-4	.750	3	6	9		4	0	3	0	2	15	13.9
1/25	Southern Utah	*	15	1-4	.250	0-0	.000	3-4	.750	1	1	2		5	0	1	0	0	5	13.5
1/27	Northern Arizona	*	30	8-9	.889	0-0	.000	1-3	.333	3	1	4		2	0	2	0	0	17	13.7
2/1	at Northern Colorado	*	22	4-6	.667	0-0	.000	5-8	.625	1	4	5		4	2	2	0	0	13	13.6
2/3	at North Dakota	*	31	10-12	.833	0-0	.000	3-7	.429	3	8	11		4	0	2	0	3	23	14.0
2/8	Portland State	*	31	6-13	.462	0-0	.000	9-12	.750	3	7	10		4	2	2	1	0	21	14.3
2/10	Sacramento State	*	31	4-8	.500	0-0	.000	5-7	.714	5	5	10		5	2	2	2	0	13	14.3
2/15	at Eastern Washington	*	25	3-8	.375	0-1	.000	1-2	.500	1	3	4		2	0	2	1	2	7	14.0
2/17	at Idaho	*	30	5-8	.625	0-0	.000	1-2	.500	1	5	6		4	0	4	1	1	11	13.9
2/24	Montana State	*	16	3-3	1.000	0-0	.000	3-6	.500	0	2	2		5	0	3	0	0	9	13.7
3/1	Weber State	*	33	6-9	.667	0-0	.000	0-2	.000	0	6	6		2	3	4	1	1	12	13.7
3/3	Idaho State	*	31	6-11	.545	0-0	.000	1-2	.500	4	3	7		4	0	2	1	0	13	13.6
3/8	vs. North Dakota	*	22	1-5	.200	0-0	.000	0-0	.000	1	4	5		0	0	0	0	1	2	13.3
3/9	vs. Northern Colorado	*	31	7-8	.875	0-0	.000	2-4	.500	3	4	7		4	2	1	0	1	16	13.3
3/10	vs. Eastern Washington	*	26	3-4	.750	0-0	.000	0-0	.000	2	3	5		1	1	1	0	0	6	13.1
3/15	vs. #7 Michigan	*	22	1-6	.167	0-0	.000	0-0	.000	3	2	5		2	1	2	1	1	2	12.8



# MONTANA BASKETBALL



## 24 | BOBBY MOOREHEAD

Senior | Guard | 6-7 | 192 | Tacoma, Wash. (Stadium H.S.)

**2017-18 (JUNIOR):** Recipient of the John Eaheart Memorial award (team's outstanding defensive player)... Started all 34 contests for the Griz, playing 31.9 minutes per contest (third)... Averaged 7.4 points and 5.1 rebounds per game... Connected on 51 three-pointers (second)... Ranked in the top four on the team for steals (41), assists (41) and blocked shots (18)... Led Montana with 27 steals during conference play (third in Big Sky)... Scored in double figures 10 times, including back-to-back contests vs. Carroll (Nov. 26) and at Stanford (Nov. 29)... Against the Cardinal, he scored 11 consecutive Griz points at one point, giving UM a 40-37 second-half lead... Recorded his first career double-double at Montana State (Jan. 20), scoring 10 points and collecting 12 rebounds while limiting preseason player of the year Tyler Hall to zero made field goals in the second half... Scored a season-most 18 points at Northern Colorado (Feb. 1), shooting 4-of-5 from deep... Tallied at least one steal in Montana's final 17 regular-season contests, including a career-high four vs. Montana State (Feb. 24)... Ranked 20th in Big Sky game... Was called 'toughest player'

play with 5.4 rebounds per by head coach Travis DeCuire.

**2016-17 (SOPHOMORE):** Played in all 32 contests for the Griz, starting 10... Ranked sixth on the team with 91 rebounds (2.8 per game)... Recorded 124 points, in addition to 18 assists, 10 steals and nine blocked shots (fourth on the team)... Led UM in blocked shots five times... Led UM in steals on five occasions... Had a career-most two blocks vs. Weber State (Dec. 31)... Tallied two steals vs. Pepperdine (Dec. 22) and Eastern Washington (Jan. 26)... Had a career-most 10 rebounds vs. Wyoming (Dec. 10)... Scored in double figures twice (at Idaho on Jan. 5, vs. Portland State on Feb. 18).

**2015-16 (FRESHMAN):** Played in all 33 game, coming off the bench as an impact reserve... Averaged 17.7 minutes per game... Ranked sixth on the team with 184 points (5.6 per game), also adding 66 rebounds... Scored a career-high 24 points at Idaho State (Feb. 25), making 8-of-11 shots from behind the arc... The eight three-point makes were one away from tying the school record... Scored nine points in his collegiate debut (Nov. 13 vs. Boise State), shooting 3-of-5 from behind the arc.

**HIGH SCHOOL:** Is a 2015 graduate of Stadium High School in Tacoma, Wash. ... Averaged a double-double as a senior, with 26.5 points and 11.0 rebounds per game... Named the 4A Narrows League MVP... Also earned WBCA all-state honors... Two-time all-league pick, averaging 26.0 points per game as a junior... High school coach was David Jones.

**PERSONAL:** Born in Tacoma, Wash... Parents are Jeff and Kim Moorehead... Has two sisters, Megan and Annie, and an older brother, J.J. ... Double majoring in business marketing and management.



### MOOREHEAD'S CAREER STATISTICS

SEASON	GP	GS	MIN	AVG	FG	FGA	PCT	3FG	3FGA	PCT	FT	FTA	PCT	OFF	DEF	TOT	AVG	PF	FO	AST	T/O	BLK	STL	PTS	AVG
2015-16	33	0	585	17.7	65	160	.406	48	123	.390	6	11	.545	8	58	66	2.0	47	0	20	21	3	8	184	5.6
2016-17	32	10	575	18.0	41	128	.320	27	93	.290	15	22	.682	10	81	91	2.8	69	3	18	19	9	10	124	3.9
2017-18	34	34	1085	31.9	82	215	.381	51	145	.352	35	49	.714	27	147	174	5.1	75	1	41	39	18	41	250	7.4
<b>TOTAL</b>	<b>99</b>	<b>44</b>	<b>2245</b>	<b>22.7</b>	<b>188</b>	<b>503</b>	<b>.374</b>	<b>126</b>	<b>361</b>	<b>.349</b>	<b>56</b>	<b>82</b>	<b>.683</b>	<b>45</b>	<b>286</b>	<b>331</b>	<b>3.3</b>	<b>191</b>	<b>4</b>	<b>79</b>	<b>79</b>	<b>30</b>	<b>59</b>	<b>558</b>	<b>5.6</b>



# MONTANA BASKETBALL



## 2017-18 GAME-BY-GAME STATISTICS

Date	Opponent	START	MIN	Total		3-Pointers		Free-Throws		OFF	Rebounds			PF	A	TO	BLK	STL	PTS	AVG
				FG-FGA	PCT	3FG-FGA	PCT	FT-FTA	PCT		DEF	TOT								
11/10	Whitworth	*	37	5-7	.714	2-3	.667	2-3	.667	3	6	9	3	1	0	0	0	1	14	14.0
11/13	at Pitt	*	42	5-8	.625	3-5	.600	1-2	.500	0	6	6	1	2	0	0	0	1	14	14.0
11/15	at Penn State	*	34	1-4	.250	0-3	.000	0-0	.000	0	2	2	1	2	3	1	2	2	10.0	
11/20	vs. Oral Roberts	*	24	1-5	.200	1-5	.200	2-2	1.000	2	3	5	1	2	0	2	1	5	8.8	
11/21	vs. UC Santa Barbara	*	35	3-8	.375	3-7	.429	0-0	.000	0	3	3	5	0	2	1	0	9	8.8	
11/26	Carroll	*	31	5-9	.556	2-4	.500	0-0	.000	1	2	3	1	2	0	1	1	12	9.3	
11/29	at Stanford	*	35	6-17	.353	3-10	.300	1-1	1.000	3	2	5	2	1	2	0	3	16	10.3	
12/3	CSUN	*	39	1-7	.143	0-5	.000	4-4	1.000	1	2	3	3	3	0	0	1	6	9.8	
12/9	at Georgia State	*	37	2-7	.286	2-7	.286	0-0	.000	0	7	7	2	0	0	2	1	6	9.3	
12/17	UC Riverside	*	31	3-8	.375	2-5	.400	1-1	1.000	1	7	8	2	2	2	0	0	9	9.3	
12/19	UC Irvine	*	32	2-4	.500	2-3	.667	1-2	.500	1	4	5	1	1	1	0	2	7	9.1	
12/22	at Washington	*	35	5-11	.455	4-8	.500	0-0	.000	0	1	1	1	1	3	2	0	14	9.5	
12/28	at Northern Arizona	*	28	2-7	.286	2-4	.500	0-0	.000	0	5	5	3	2	0	0	0	6	9.2	
12/30	at Southern Utah	*	28	2-8	.250	0-3	.000	2-2	1.000	0	9	9	0	0	1	1	2	6	9.0	
1/4	North Dakota	*	21	0-2	.000	0-2	.000	0-0	.000	0	2	2	4	0	0	0	1	0	8.4	
1/6	Northern Colorado	*	32	1-3	.333	1-3	.333	0-0	.000	1	4	5	1	0	1	1	1	3	8.1	
1/11	at Sacramento State	*	31	4-8	.500	3-6	.500	2-2	1.000	0	1	1	2	1	0	0	1	13	8.4	
1/13	at Portland State	*	30	1-4	.250	1-4	.250	0-0	.000	0	4	4	4	1	3	0	1	3	8.1	
1/20	at Montana State	*	34	3-7	.429	1-4	.250	3-5	.600	1	11	12	3	2	1	1	2	10	8.2	
1/25	Southern Utah	*	29	3-5	.600	1-2	.500	1-2	.500	1	8	9	2	1	0	0	2	8	8.2	
1/27	Northern Arizona	*	20	1-2	.500	1-2	.500	0-0	.000	0	2	2	3	1	3	0	1	3	7.9	
2/1	at Northern Colorado	*	39	5-8	.625	4-5	.800	4-7	.571	3	6	9	4	0	2	0	1	18	8.4	
2/3	at North Dakota	*	24	1-8	.125	1-6	.167	0-0	.000	1	4	5	4	2	1	0	1	3	8.1	
2/8	Portland State	*	32	2-6	.333	1-2	.500	2-2	1.000	0	6	6	0	1	1	1	2	7	8.1	
2/10	Sacramento State	*	39	1-4	.250	1-3	.333	2-2	1.000	0	5	5	2	1	1	1	2	5	8.0	
2/15	at Eastern Washington	*	30	0-6	.000	0-6	.000	0-0	.000	0	8	8	3	3	0	0	1	0	7.7	
2/17	at Idaho	*	42	1-6	.167	1-4	.250	2-2	1.000	2	3	5	1	2	3	0	2	5	7.6	
2/24	Montana State	*	29	4-5	.800	2-3	.667	0-0	.000	2	5	7	2	0	1	0	4	10	7.6	
3/1	Weber State	*	26	3-5	.600	1-2	.500	0-0	.000	0	2	2	1	3	0	0	2	7	7.6	
3/3	Idaho State	*	31	2-5	.400	2-4	.500	0-0	.000	0	1	1	1	1	1	1	1	6	7.6	
3/8	vs. North Dakota	*	18	0-1	.000	0-0	.000	1-2	.500	0	2	2	3	0	3	0	0	1	7.4	
3/9	vs. Northern Colorado	*	36	2-5	.400	1-3	.333	2-4	.500	3	1	4	3	0	3	2	0	7	7.3	
3/10	vs. Eastern Washington	*	35	4-10	.400	3-9	.333	1-2	.500	0	5	5	2	3	0	0	0	12	7.5	
3/15	vs. #7 Michigan	*	34	2-5	.400	0-0	.000	1-2	.500	1	2	3	2	0	1	0	0	5	7.4	

## 2016-17 GAME-BY-GAME STATISTICS

Opponent	Date	START	MIN	Total		3-Pointers		Free-Throws		OFF	Rebounds			PF	A	TO	BLK	STL	PTS	AVG
				FG-FGA	PCT	3FG-FGA	PCT	FT-FTA	PCT		DEF	TOT								
at USC	11/11/16	*	28	3-7	.429	1-5	.200	2-2	1.000	0	7	7	3	1	3	0	0	1	9	9.0
WYOMING	11/14/16	*	30	2-6	.333	1-4	.250	0-0	.000	0	3	3	2	0	0	0	0	5	7.0	
vs. NC State	11/18/16	*	18	0-3	.000	0-2	.000	0-0	.000	0	2	2	0	0	0	0	0	0	4.7	
vs. Washington State	11/19/16	*	20	3-10	.300	3-9	.333	0-2	.000	0	2	2	0	2	2	0	0	9	5.8	
vs. Oral Roberts	11/21/16	*	21	1-4	.250	1-4	.250	0-0	.000	0	5	5	0	2	0	0	0	3	5.2	
at Ole Miss	11/24/16	*	24	2-7	.286	2-6	.333	2-2	1.000	1	2	3	2	1	1	1	1	8	5.7	
at South Dakota	11/27/16	*	10	0-4	.000	0-3	.000	0-0	.000	0	3	3	1	0	0	0	0	0	4.9	
MILWAUKEE	12/3/16	*	12	1-1	1.000	1-1	1.000	0-0	.000	0	0	0	1	1	0	0	0	3	4.6	
SAN JOSE STATE	12/7/16	*	4	0-1	.000	0-1	.000	0-0	.000	0	1	1	2	0	1	0	0	0	4.1	
at Wyoming	12/10/16	*	20	1-3	.333	1-2	.500	0-0	.000	1	9	10	4	1	0	0	0	3	4.0	
at Oregon	12/13/16	*	8	0-2	.000	0-1	.000	0-0	.000	0	1	1	2	1	0	0	0	0	3.6	
at UC Riverside	12/17/16	*	3	0-0	.000	0-0	.000	0-0	.000	0	0	0	2	0	0	0	0	0	3.3	
PEPPERDINE	12/22/16	*	17	2-5	.400	1-3	.333	1-1	1.000	0	0	0	3	0	1	0	2	6	3.5	
IDAHO STATE	12/29/16	*	16	0-3	.000	0-3	.000	0-0	.000	0	1	1	1	1	1	0	1	0	3.3	
WEBER STATE	12/31/16	*	27	0-3	.000	0-1	.000	1-2	.500	1	5	6	2	0	0	2	0	1	3.1	
at Idaho	1/5/17	*	23	3-8	.375	2-5	.400	2-2	1.000	0	1	1	2	1	0	1	0	10	3.6	
at Eastern Washington	1/7/17	*	19	0-2	.000	0-2	.000	0-0	.000	1	1	2	2	1	0	0	0	0	3.4	
NORTHERN COLORADO	1/12/17	*	18	0-2	.000	0-2	.000	0-0	.000	2	4	6	3	2	1	1	0	0	3.2	
NORTH DAKOTA	1/14/17	*	19	0-1	.000	0-1	.000	1-2	.500	0	2	2	2	0	1	1	0	1	3.1	
at Portland State	1/19/17	*	8	0-1	.000	0-1	.000	0-0	.000	0	1	1	2	0	0	0	0	0	2.9	
at Sacramento State	1/21/17	*	6	0-0	.000	0-0	.000	0-0	.000	0	0	0	5	0	0	0	0	0	2.8	
EASTERN WASHINGTON	1/26/17	*	25	2-5	.400	1-3	.333	0-1	.000	0	2	2	1	0	1	0	2	5	2.9	
IDAHO	1/28/17	*	16	1-6	.167	0-3	.000	2-2	1.000	3	1	4	2	0	0	1	0	4	2.9	
MONTANA STATE	2/4/17	*	20	1-3	.333	1-2	.500	0-0	.000	0	2	2	4	2	1	0	0	3	2.9	
at Southern Utah	2/9/17	*	25	2-5	.400	1-4	.250	0-0	.000	1	4	5	3	2	1	1	1	5	3.0	
at Northern Arizona	02/11/17	*	13	2-3	.667	2-3	.667	2-4	.500	0	1	1	0	0	0	0	0	8	3.2	
SACRAMENTO STATE	2/16/17	*	9	1-3	.333	0-1	.000	2-2	1.000	0	2	2	0	0	0	0	0	4	3.2	
PORTLAND STATE	2/18/17	*	24	4-8	.500	2-6	.333	0-0	.000	0	6	6	4	0	1	1	0	10	3.5	
at Montana State	2/25/17	*	19	3-6	.500	2-5	.400	0-0	.000	0	3	3	5	0	0	0	0	8	3.6	
at Weber State	3/2/17	*	33	3-6	.500	2-3	.667	0-0	.000	0	5	5	5	0	2	0	1	8	3.8	
at Idaho State	3/4/17	*	18	3-6	.500	2-3	.667	0-0	.000	0	3	3	2	0	0	0	0	8	3.9	
vs. Idaho	3/9/17	*	22	1-4	.250	1-4	.250	0-0	.000	0	2	2	2	0	2	0	1	3	3.9	





# MONTANA BASKETBALL



## 2015-16 GAME-BY-GAME STATISTICS

Opponent	Date	START	MIN	Total		3-Pointers		Free-Throws		OFF	Rebounds			PF	A	TO	BLK	STL	PTS	AVG
				FG	PCT	3FG	PCT	FT	PCT		DEF	TOT								
BOISE STATE	11/13/15		13	3-5	.600	3-5	.600	0-1	.000	0	1	1	3	0	0	0	0	0	9	9.0
at San Jose State	11/16/15		16	1-6	.167	1-5	.200	0-0	.000	0	0	0	1	1	1	0	1	3	6.0	
CARROLL	11/21/15		7	0-2	.000	0-2	.000	0-0	.000	0	0	0	1	0	0	1	0	0	4.0	
at North Dakota State	11/25/15		20	2-7	.286	1-4	.250	0-1	.000	0	1	1	2	1	0	1	1	5	4.3	
at Pepperdine	11/29/15		22	3-6	.500	0-2	.000	0-0	.000	1	2	3	2	0	2	0	1	6	4.6	
SAN FRANCISCO	12/4/15		19	3-6	.500	2-5	.400	0-0	.000	0	0	0	1	1	0	0	0	8	5.2	
at Gonzaga	12/8/15		19	1-3	.333	0-2	.000	0-0	.000	0	1	1	0	2	0	0	0	2	4.7	
at Washington	12/12/15		29	3-11	.273	3-9	.333	1-2	.500	2	2	4	4	0	2	0	0	10	5.4	
GREAT FALLS	12/15/15		22	2-7	.286	2-6	.333	0-0	.000	0	0	0	2	2	2	0	1	6	5.4	
at Kansas	12/19/15		22	1-8	.125	1-3	.333	0-0	.000	1	1	2	0	1	0	0	0	3	5.2	
MONTANA-WESTERN	12/21/15		17	3-6	.500	3-6	.500	0-0	.000	0	6	6	2	2	1	0	0	9	5.5	
at Northern Arizona	12/31/15		19	1-4	.250	1-4	.250	0-0	.000	0	5	5	0	3	2	0	0	3	5.3	
at Southern Utah	1/2/16		18	3-5	.600	2-4	.500	0-0	.000	0	6	6	3	0	0	0	1	8	5.5	
PORTLAND STATE	1/7/16		12	1-3	.333	1-3	.333	0-0	.000	0	4	4	0	1	0	0	0	3	5.4	
SACRAMENTO STATE	1/9/16		11	1-5	.200	1-5	.200	0-0	.000	0	1	1	3	1	2	1	0	3	5.2	
at Northern Colorado	1/14/16		26	4-10	.400	2-7	.286	2-2	1.000	1	5	6	1	1	2	0	0	12	5.6	
at North Dakota	1/16/16		21	0-5	.000	0-2	.000	0-0	.000	0	1	1	3	2	0	0	1	0	5.3	
IDAHO	1/21/16		15	2-5	.400	2-5	.400	0-0	.000	0	1	1	2	0	0	0	0	6	5.3	
EASTERN WASHINGTON	1/23/16		5	0-0	.000	0-0	.000	0-0	.000	0	0	0	0	0	1	0	0	0	5.1	
at Montana State	1/30/16		25	2-2	1.000	2-2	1.000	0-0	.000	0	4	2	0	0	0	0	0	6	5.1	
at Sacramento State	2/4/16		13	2-3	.667	0-1	.000	1-2	.500	0	0	2	0	0	1	0	0	5	5.1	
at Portland State	2/6/16		8	0-1	.000	0-1	.000	0-0	.000	1	1	2	0	1	0	0	0	0	4.9	
SOUTHERN UTAH	2/11/16		21	5-5	1.000	3-3	1.000	0-0	.000	0	1	0	0	0	0	0	0	13	5.2	
NORTHERN ARIZONA	2/13/16		11	1-3	.333	1-3	.333	0-0	.000	0	1	0	0	0	0	0	0	3	5.1	
MONTANA STATE	2/20/16		16	1-3	.333	0-1	.000	0-0	.000	0	2	1	0	0	0	0	0	2	5.0	
at Idaho State	2/25/16		28	8-11	.727	8-11	.727	0-0	.000	0	2	1	0	0	0	0	0	24	5.7	
at Weber State	2/27/16		21	1-6	.167	1-4	.250	0-0	.000	0	2	4	0	0	2	0	2	3	5.6	
NORTH DAKOTA	3/3/16		18	1-5	.200	0-3	.000	0-0	.000	0	5	5	1	0	1	0	0	2	5.5	
NORTHERN COLORADO	3/5/16		21	1-1	1.000	1-1	1.000	0-1	.000	0	1	1	1	0	0	0	0	3	5.4	
vs. Sacramento State	3/10/16		21	2-5	.400	2-5	.400	2-2	1.000	1	1	2	0	0	1	0	0	8	5.5	
vs. Idaho	3/11/16		17	5-5	1.000	3-3	1.000	0-0	.000	0	1	1	3	1	0	0	0	13	5.7	
vs. Weber State	3/12/16		17	1-3	.333	1-3	.333	0-0	.000	1	1	2	0	0	0	0	0	3	5.7	
at Nevada	3/16/16		15	1-3	.333	1-3	.333	0-0	.000	0	0	0	0	0	1	0	0	3	5.6	



# MONTANA BASKETBALL



## 32 | PETER JONES

RS-Freshman | Forward | 6-8 | 218 | Seattle, Wash. (Rock Springs H.S.)

**2017-18 (REDSHIRT):** Redshirted during his first season at Montana.

**HIGH SCHOOL:** Is a 2017 graduate of O'Dea High School in Seattle, Wash. ... Played in 26 games as a senior, averaging 4.8 points per game... Helped his team advance to the state championship game as a junior... Also played for Seattle Pride... Was a three-time state-qualifier in the high jump, discus and hurdles.

**PERSONAL:** Born in Seattle, Wash. ... Parents are Donny and Theresa Jones... Has an older brother, Jeff... Majoring in business management... Also competing on Montana's track & field team.



### JONES' CAREER STATISTICS

SEASON	GP	GS	MIN	AVG	FG	FGA	PCT	3FG	3FGA	PCT	FT	FTA	PCT	OFF	DEF	TOT	AVG	PF	FO	AST	T/O	BLK	STL	PTS	AVG
2017-18																									
TOTAL	0	0	0	0.0	0	0	-	0	0	-	0	0	-	0	0	0	0.0	0	0	0	0.0	0	0	0	0.0

Did Not Play - Redshirt Season



# MONTANA BASKETBALL



## 33 | KELBY KRAMER

RS-Freshman | Center | 6-10 | 237 | Rock Springs, Wyo. (Rock Springs H.S.)

**2017-18 (REDSHIRT):** Redshirted during his first season at Montana.

**HIGH SCHOOL:** Is a 2017 graduate of Rock Springs High School in Wyoming... Rated as the second-best prospect in the state of Wyoming, according to Max-Preps... One of five players named to USA Today's All-USA Wyoming Boys Basketball Team... Also earned first-team all-conference and all-state recognition...

As a senior, averaged 13.3 points, 11.1 rebounds and 3.0 blocks per game... He led the state for rebound and blocks and was the only 4A player to average a double-double... Helped his school to a 16-8 record and state runner-up finish... Also was a successful tennis player, placing as a top-four finisher at the Wyoming state tournament as a team captain... Held a 3.9 GPA.

**PERSONAL:** Born in Rock Springs, Wyo. ... Parents both played basketball in the state of Montana – his father played for Montana Tech and mother played for Rocky Mountain College in Billings... Major is computer science.



### KRAMER'S CAREER STATISTICS

SEASON	GP	GS	MIN	AVG	FG	FGA	PCT	3FG	3FGA	PCT	FT	FTA	PCT	OFF	DEF	TOT	AVG	PF	FO	AST	T/O	BLK	STL	PTS	AVG
2017-18																									
TOTAL	0	0	0	0.0	0	0	-	0	0	-	0	0	-	0	0	0	0.0	0	0	0	0.0	0	0	0	0.0

Did Not Play - Redshirt Season





## MONTANA BASKETBALL



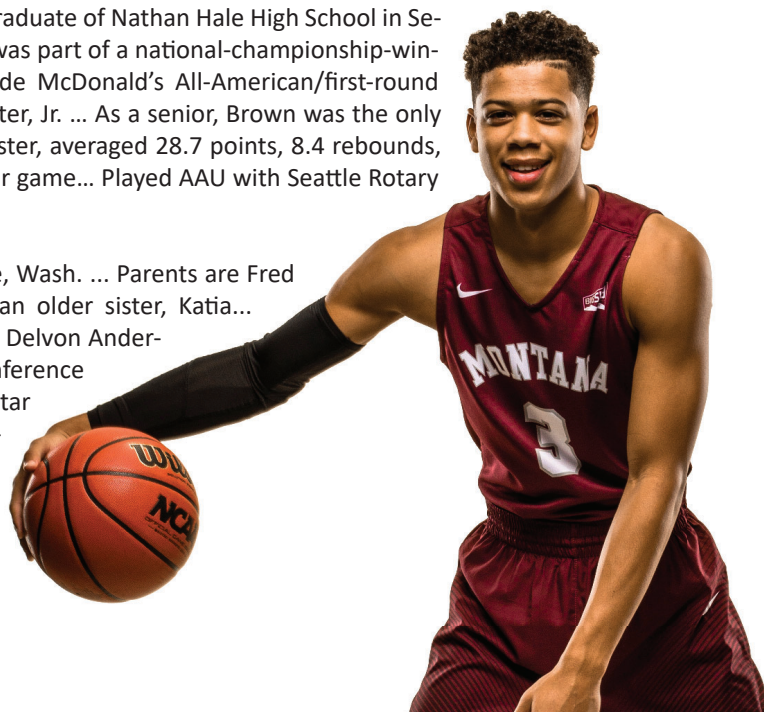
## 3 | FREDDY BROWN III

Freshman | Guard | 6-2 | 164 | Seattle, Wash. (Nathan Hale H.S.)

**HIGH SCHOOL:** Is a 2018 graduate of Nathan Hale High School in Seattle... As a junior in 2017, was part of a national-championship-winning team, playing alongside McDonald's All-American/first-round NBA Draft pick Michael Porter, Jr. ... As a senior, Brown was the only returner on the Raiders' roster, averaged 28.7 points, 8.4 rebounds, 5.4 assists and 2.4 steals per game... Played AAU with Seattle Rotary EYBL and Team LaVine.

**PERSONAL:** Born in Seattle, Wash. ... Parents are Fred Jr. and Tina Brown... Has an older sister, Katia... Nephew of late Griz legend Delvon Anderson, the 1992 Big Sky Conference

Player of the Year... Grandson of former Seattle SuperSonics star Downtown Freddie Brown... Part of the Makah Tribe... Enrolled at Montana with an academic scholarship... Majoring in business administration, with interest in studying Native American studies.



## 10 | EDDY EGUN

Freshman | Guard | 6-4 | 185 | Woodland Hills, Calif. (El Camino Real H.S.)

**HIGH SCHOOL:** Is a 2018 graduate of El Camino Real High School outside of Los Angeles... Twice was named to the All-CIF Los Angeles City Section Boys' Basketball Team... Also earned All-Southern California Prep Insider honors... As a team captain, led the Conquistadors to the state tournament in 2018, scoring 27 points in a narrow defeat to Long Beach

Poly... Was selected to play in several postseason all-star games, including the Collision All-Star game in which he was named the game's MVP... Scored 25 points when the Griz coaching staff first saw him play in person, Dec. 6, 2017 after Montana's game vs. UCLA was canceled... Played AAU basketball for Pro Skills Sports Academy.

**PERSONAL:** Undeclared on a major.



# MONTANA BASKETBALL



## 12 | KENDAL MANUEL


RS-Junior | Guard | 6-4 | 177 | Billings, Mont. (Oregon State/Skyview H.S.)

**2015-18 (OREGON STATE):** Spent his first two seasons of eligibility at Oregon State, earning 25 starts and totaling 323 points, 112 rebounds, 60 assists and 39 steals... As a redshirt freshman in 2016-17, averaged 7.8 points, 2.4 rebounds and 1.6 assists per game... His 52 made three-pointers were the second-most by a freshman in Oregon State history... Scored in double figures in 10 games, including a career-high 20 vs. Washington State... Pulled down a career-best eight rebounds vs. Oregon...

Overall, ranked second on the team for steals, third for assists and fourth for scoring... Played a reserve role in 2017-18, averaging 1.07 minutes per contest... Redshirted during his first season (2015-16) after breaking the fibula in his right leg during a preseason practice.

**HIGH SCHOOL:** Is a 2015 graduate of Skyview High School in Billings, Mont. ... Named the Eastern Conference Most Valuable Player in 2014 and 2015... Was a two-time first-team all-state selection (2014 and 2015)... Twice was named a Gatorade Montana Boys Basketball Player of the Year nominee... Led Skyview to a Class AA state championship as a senior... Voted Most Valuable Player of the 2015 Class AA state tournament... Averaged 19.7 points, 5.6 rebounds and 3.9 assists per game as a senior... Averaged 21.8 points, 6.1 rebounds and 2.0 assists per game as a junior... Also lettered four years in track & field and two years in football... Earned first-team all-state honors twice in football... Was selected team captain in basketball, football and track & field... Played AAU for Idaho Select... Was a Mozambique National Team representative... Member of the honor roll.

**PERSONAL:** Born in Billings, Mont. ... Moved to Mozambique from ages 4 to 7... Also lived in Maine and Louisiana... Parents are Paulo Manuel and Kody Hert... Father played at Miles Community College and Rocky Mountain College in Montana... Has five siblings: Kaylee, TyLee, TyRaa, Robby and EJ... Represented the Mozambique National Team at the FIBA World Cup qualifier in June 2018 in Dekar, Senegal... Majoring in anthropology... shooting from three-point range... Added 13 points on 4-of-5 shooting in a win over Oregon (Jan. 18, 2015).



## 13 | BEN CARTER

Freshman | Forward | 6-10 | 282 | Adelaide, Australia (Sacred Heart College)

**HIGH SCHOOL:** Is a 2018 graduate of Sacred Heart College in Adelaide, Australia... Made a name for himself on the national scene in Australia, competing on several national teams, including the under-20 Australian National Championship in March 2018, where he won a silver medal and averaged 11.0 points and 9.0 rebounds per game... Also participated on under-17 and under-18

national teams, and was part of the under-19 "Baby Boomers" Australian National Team training camp... In February 2017, won a gold medal at the under-20 Australian National Championships... Also competed stateside, including the Adidas Uprising Tour in 2016.

**PERSONAL:** Undeclared on a major.





## MONTANA BASKETBALL



## 23 | MACK ANDERSON

Freshman | Forward | 6-9 | 202 | Bozeman, Mont. (Bozeman H.S.)

**HIGH SCHOOL:** Is a 2018 graduate of Bozeman High School in Montana... Earned numerous all-state honors as a senior, including being named to USA Today's All-USA Montana Boys Basketball First Team... Averaged 16.6 points, 12.9 rebounds and 3.3 blocks per game as a senior... His rebounding and blocking numbers led the state (AA level), while his scoring average ranked in the top 10... Helped his school to three consecutive state title appearances... In 2018, he averaged 19.7 points per game in the state tournament, including a put-back dunk in the closing seconds to send the Hawks to the state title game, and 20 points and 12 boards in the championship game... Competed in the Montana-Wyoming All-Star Series, where he led all Montana players with 16 points... As a junior averaged 2.9 points, 2.9 rebounds and 0.9 blocks per contest in a reserve role, and ranked fifth in the state for scoring efficiency, averaging 1.72 points per field-goal attempt.

**PERSONAL:** Born in Fort Collins, Colo. ... Raised in Bozeman, Mont. ... Parents are Zack and Casey Anderson... Has an older sister, Bobbi... Committed to Montana over offers from Air Force and Montana State, in addition to interest from Boise State, Denver and Washington State, among others... Majoring in business administration.



## 34 | TONY MILLER

Junior | Forward | 6-6 | 215 | Woodinville, Wash. (Seattle Pacific/Woodinville H.S.)

**2016-18 (SEATTLE PACIFIC):** Played two seasons (2016-17 and 2017-18) for Seattle Pacific... Was named the 2016-17 Great Northwest Athletic Conference Freshman of the Year... Ranked in the top five in the GNAC for both scoring (19.0 points per game) and rebounding (9.7)... His 514 points scored were the second-most ever by an SPU freshman while his 247 rebounds ranked third... Totaled the second-most steals and blocked shots on his team... Recorded 15 double-doubles on the season, the 11th-most at the Division-II level... Averaged a team-best 18.0 points per game as a sophomore in 2017-18, but was sidelined after 12 contests due to season-ending shoulder surgery... Led the Falcons for scoring in each of the final nine games in which he played.

**HIGH SCHOOL:** Is a 2016 graduate of Woodinville High School in Washington... Was the 2016 KingCo 4A Player of the Year... Finished his prep career ranked first in school history for both scoring and rebounding... Became the school's first four-year varsity player and first KingCo 4A first-team honoree – doing so for the first time as a 15-year-old sophomore... As a junior and senior, led the entire league for scoring and rebounding, averaging more than 20 points per game and a double-double... Led Woodinville to its first and second trips to the state tournament, and the school's first-ever victory... Former coach Mark Folsom once stated Miller changed the face of the program, leading Woodinville from a 4-16 record in 2013-14 to its first KingCo title the following year.

**Personal:** Majoring in sociology.

