



FIGHT. UNITE. WIN.

MONTANA BASKETBALL



Michael Oguine

Jr. • G • 6-2
Los Angeles, Calif.
Chaminade Prep H.S.

0



Timmy Falls

Fr. • G • 6-2
Dublin, Calif.
Dublin H.S.

1



Donaven Dorsey

R-Jr. • G • 6-7
Lacey, Wash.
Washington/Timberline H.S.

2



Niko Bevans

So. • G • 6-6
Beaverton, Ore.
North Idaho/Beaverton H.S.

3



Sayeed Pridgett

So. • G • 6-5
Oakland, Calif.
El Cerrito H.S.

4



Karl Nicholas

Fr. • F • 6-8
Pearland, Texas
Glenda Dawson H.S.

5



Lars Espe

Fr. • G • 6-1
Bergen, Norway
Gimle BBK/Metis Videregaaende

10



Trevor Spoja

R-So. • G • 6-3
Billings, Mont.
Billings West H.S.

13



Ahmaad Rorie

R-Jr. • G • 6-1
Tacoma, Wash.
Oregon/Lincoln H.S.

14



Jamar Akoh

R-Jr. • F • 6-8
Rancho Cucamonga, Calif.
Cal State Fullerton/Los Osos H.S.

15



Fabijan Krslovic

Sr. • F • 6-8
Sydney, Australia
St. Aloysius College

20



Bobby Moorehead

Jr. • G • 6-7
Tacoma, Wash.
Stadium H.S.

24



Peter Jones

Fr. • F • 6-8
Seattle, Wash.
O'Dea H.S.

32



Kelby Kramer

Fr. • C • 6-10
Rock Springs, Wyo.
Rock Springs H.S.

33



Admir Besovic

Fr. • C • 7-0
Sarajevo, Bosnia and Herzegovina
Virginia Episcopal School

40



Travis DeCuire

Head Coach
4th Season



Chris Cobb

Associate Head Coach
4th Season



Jay Flores

Assistant Coach
2nd Season



Rachi Wortham

Assistant Coach
2nd Season





Table of Contents

Quick Facts/Media Information	2	Award Winners	59-60
Dahlberg Arena/Facilities	3-4	Hall of Fame	61
Roster/Personnel Breakdown	5-6	Letterwinners	62-65
2017-18 Season Preview	7-11	Coaching Records	66-67
Coaching Staff	12-16	Game-By-Game Results	68-85
Student-Athlete Bios	17-35	Series History	86
2016-17 Results/Statistics	36-48	Postseason History	87-88
Big Sky Conference	49-51	Griz in the Pros	89
Record Book	52-58		



MONTANA BASKETBALL



GENERAL

Name of School: University of Montana
 Abbreviation: UM
 City/Zip: Missoula, MT 59812
 Founded: Feb. 17, 1893
 Enrollment: 12,500
 Nickname: Grizzlies, Griz
 School Colors: Maroon (PMS 209) & Silver (PMS 8 C)
 Arena Name: Dahlberg Arena (7,322)
 Affiliation: NCAA Division I
 Conference: Big Sky Conference (Inaugural, 1963)
 President: Sheila Stearns
 Athletics Director: Kent Haslam
 Online Tickets: www.griztix.com
 Ticket Office Phone: 1-888-MONTANA

COACHING STAFF

Head Coach: Travis DeCuire
 Alma Mater, Year: Montana, 1994
 Record at UM: 57-31, 4th Season
 Career Record: Same
 Big Sky Conference Record: 39-15
 Office Phone: (406) 243-5334
 Twitter: @CoachDeCuire
 Associate Head Coach: Chris Cobb
 Alma Mater (Year): Menlo College, 2009
 Seasons at UM: 4th Season
 Assistant Coach: Rachi Wortham
 Alma Mater (Year): Eastern Washington, 2006
 Seasons at UM: 2nd Season
 Assistant Coach: Jay Flores
 Alma Mater (Year): Chico State, 2012
 Seasons at UM: Second Season
 Program Coordinator: Julie Tonkin
 Student Manager: Jesse Bartels

HISTORY

First Year of Basketball: 1901-02
 All-Time Record: 1,437-1,231-1 (.539)
 All-Time Big Sky Record: 470-314 (.599)
 All-Time Home Record: 966-406 (.704)
 Record at Dahlberg Arena (Since 1953): 686-245 (.737)
 Big Sky Tournament Titles: 9 (Last: 2013)
 Big Sky Regular-Season Titles: 9
 Big Sky Runners-Up: 10
 NCAA Tournament Berths: 10
 NCAA Tournament Record: 2-11
 Last NCAA Tournament Berth: 2013 (1st Round vs. Syracuse)
 Last NCAA Tournament Win: 2006 (87-79 vs. #5 Nevada)
 NIT Berths: 4
 Last NIT Berth: 2015 (1st Round vs. Texas A&M)

TEAM INFORMATION

2016-17 Overall Record: 16-16 (.500)
 2016-17 Big Sky Record: 11-7 (.611)
 2016-17 Home Record: 8-5 (.615)
 2016-17 Away Record: 7-8 (.467)
 2016-17 Neutral-Site Record: 1-3 (.250)
 2016-17 Regular Season Finish: 5th
 Big Sky Tournament Result: 0-1 (T-5th)
 2016-17 Postseason: N/A
 Starters Returning/Lost: 3/1
 Letterwinners Returning/Lost: 5/5
 2016-17 Starts Returning: 68.1%
 2016-17 Points Per Game Returning: 62.1%
 2016-17 Rebounds Per Game Returning: 68.1%
 2016-17 Assists Per Game Returning: 59.9%
 2016-17 Steals Per Game Returning: 67.4%
 2016-17 Blocks Per Game Returning: 65.9%



NIC HALLISEY

Assistant Director of Communications
 Men's Basketball, Soccer, Track & Field

Email: nic.hallisey@umontana.edu
 Cell Phone: (970) 231-4789
 Mailing Address: 32 Campus Dr. (HAC)
 Missoula, MT 59812
 Website: www.GoGriz.com
 Press Row Phone: (406) 243-4281

Services: The UM sports information department provides rosters, releases and updated statistics prior to every game at the Dahlberg Arena press row. Printed box scores will also be available for media during and immediately following the completion of home games. A complete box score will be emailed to media outlets and competing schools after the conclusion of each match.

Interviews: All player and coaching staff interviews must be made through Nic Hallisey at least one day in advance to assure a time slot. Players and coaches are not available prior to games.

Parking: Parking passes will be issued to media upon request. Please request parking from Nic Hallisey.

Photographers: Photographers are limited to the marked areas along sidelines and baselines in accordance with NCAA guidelines. Photographers will not be allowed in team bench areas or behind the official scorer's table.

Practices: Media is allowed at Griz basketball practice when proper notice has been given. Please call Nic Hallisey to check practice status (open or closed), as well as time and location.

Postgame: Following a 10-minute cooling-off period, head coach Travis DeCuire and selected UM basketball players will be available to the media. Interviews are to take place on the Dahlberg Arena floor unless otherwise noted. A member of the UM sports information department will be available to assist in arranging postgame interviews as needed.



Twitter

@MontanaGrizBB #GrizHoops
 @UMGrizzlies #FightUniteWin
 #GoGriz



Facebook

@MontanaGrizBB
 @UMGrizzlies



Instagram

@UMGrizzlies



YouTube

Griz TV



MONTANA BASKETBALL



All-Time Record: 678-240 (.739)
Most Home Wins in a Season: 18-0 (1991-92)
Largest Crowd: 9,540 vs. Montana State (2/28/1981)
Highest season attendance average: 7,930 (1977-78)

DAHLBERG ARENA ATTENDANCE

YEAR	GAMES	ATTENDANCE	AVERAGE
2016-17	13	49,508	3,808
2015-16	14	55,371	3,955
2014-15	17	64,532	3,796
2013-14	14	49,870	3,562
2012-13	16	71,953	4,497
2011-12	18	72,095	4,005
2010-11	14	57,104	4,079
2009-10	16	54,108	3,382
2008-09	15	55,691	3,713
2007-08	13	54,986	4,230
2006-07	16	64,653	4,041
2005-06	14	69,680	4,978
2004-05	14	48,608	3,472
2003-04	14	50,468	3,605
2002-03	14	62,872	4,491
2001-02	13	47,686	3,668
2000-01	15	53,529	3,569
1999-00	16	69,952	4,372
1998-99*	15	27,672	2,306
1997-98	15	66,828	4,455
1996-97	16	71,804	4,787
1995-96	16	85,229	5,290

YEAR	GAMES	ATTENDANCE	AVERAGE
1994-95	16	91,013	5,688
1993-94	16	96,751	6,047
1992-93	16	105,764	6,623
1991-92	18	126,613	7,034
1990-91	18	110,782	6,155
1989-90	17	95,020	5,589
1988-89	17	109,074	6,416
1987-88	16	105,176	6,574
1986-87	17	103,484	6,087
1985-86	14	96,440	6,889
1984-85	18	124,474	6,915
1983-84	16	110,020	6,876
1982-83	18	133,134	7,396
1981-82	15	111,539	7,438
1980-81	12	92,095	7,675
1979-80	14	90,188	6,422
1978-79	13	101,645	7,819
1977-78	15	118,948	7,930
1976-77	13	91,847	7,065
1975-76	14	93,327	6,666

* Home games played in Missoula Sentinel High School gym

DAHLBERG ARENA RECORDS

Most Points By Individual

42, Wayne Estes, Utah State, 1964

Most Points By UM Player

40, M.R. Richardson vs. Montana State, 1976

Most Points By UM

111 vs. Idaho State, 1966

Most Points By Team Other Than UM

111 by Oral Roberts, 1971



MONTANA BASKETBALL



The Eric and Blair Sprunk Student-Athlete Academic Center opened next to the Adams Center in the summer of 2015. Inside the Adams Center is Dahlberg Arena, home to Montana basketball.

First opened in 1953 as the Harry Adams Field House and named after the famed athletics director, head track & field coach, assistant football coach, and three-sport athlete at UM, the field house received a two-year renovation in 1999, opening as the Adams Events Center in 2001.

Along with being the home of the University of Montana athletics department, the Adams Center also hosts regular concerts, with famous acts such as Elton John, Sting, Bob Dylan, James Taylor, Pearl Jam, Luke Bryan and many more. It also hosts university and local high school graduation ceremonies, trade shows and other activities.

Inside the Adams Center is Dahlberg Arena, home to the Griz and Lady Griz basketball teams (capacity of 7,322). The arena is named after former men's basketball coach and player George "Jiggs" Dahlberg. Dahlberg coached at Montana from 1937-38 to 1941-42 and then again from 1944-45 through the 1954-55 season, before becoming the school's athletics director from 1954-70. Jiggs, from Butte, Montana, came to UM as an athlete for the 1922-23 season and earned three varsity letters in both basketball and football. He passed away in September of 1993, just two weeks after he was inducted into the Grizzly Sports Hall of Fame.

Along with an expansion of facilities, concessions and restrooms, theater-style seating has been added to the arena over the past decade. Two new practice gyms (WAG and EAG) have also been added to the venue, along with a 7,000 square-foot weight room, 4,500 square foot athletics treatment center, an academic center and meeting rooms. Connected to the WAG, home to Montana volleyball with a practice court for basketball, and the EAG, a practice gym for tennis and track & field, is the Hall of Champions, showcasing the university's proud athletics history.

Montana recently replaced its portable sports floor with a new permanent maple sports floor. The 15,000 square-foot floor is a fixed resilient sectional channel system with a plywood panel subfloor and a continuous recessed lineal padding, featuring Nike grind material.


In 2017, a state-of-the-art, four-panel video board was installed above midcourt, replac-

ing the center hung and small video board on the north wall, which was added in 2004. Each of the four video panels measure to be 16.38 feet long and 9.45 feet tall, with an LED ring below and a 399.360 pixel display comparable to most NBA arenas.

With support from the university administration and private donors, Montana also unveiled the Champions Center in October 2017. A large component of the facility, is a new strength & conditioning center that features approximately 20,000 square feet of training space, over two levels, to serve all student-athletes from Montana's 15 varsity programs. Also featured is a nutrition/refueling station, plus a brand-new football locker room, meeting rooms and coaches offices. The Champions Center is connected to Washington-Grizzly Stadium, home to Griz football.



Above: A state-of-the-art video board was installed inside Dahlberg Arena in August. Below: The men's basketball team will benefit from the use of a brand-new, two-level weight room inside the Champions Center. It measures to be nearly 20,000 square feet.



MONTANA BASKETBALL



2017-18 MONTANA GRIZ - NUMERICAL ROSTER

No.	Name	Year	Pos.	Ht.	Wt.	Exp.	Hometown (Previous School)
0	Michael Oguine	Jr.	G	6-2	171	2L	Chatsworth, Calif. (Chaminade Prep H.S.)
1	Timmy Falls	Fr.	G	6-2	171	HS	Dublin, Calif. (Dublin H.S.)
2	Donaven Dorsey	R-Jr.	G	6-7	214	RS	Lacey, Wash. (Washington/Timberline H.S.)
3	Niko Bevens	So.	G	6-6	214	TR	Beaverton, Ore. (North Idaho College/Beaverton H.S.)
4	Sayed Pridgett	So.	G	6-5	195	1L	Oakland, Calif. (El Cerrito H.S.)
5	Karl Nicholas	Fr.	F	6-7	185	HS	Pearland, Texas (Glenda Dawson H.S.)
10	Lars Espe	Fr.	G	6-1	165	HS	Bergen, Norway (Gimle BBK/Metis Videregaaende)
13	Trever Spoja	R-So.	G	6-3	164	VR	Billings, Mont. (Billings West H.S.)
14	Ahmaad Rorie	R-Jr.	G	6-1	175	1L	Tacoma, wash. (Oregon/Lincoln H.S.)
15	Jamar Akoh	R-Jr.	F	6-8	253	RS	Rancho Cucamonga, Calif. (Cal State Fullerton/Los Osos H.S.)
20	Fabijan Krslovic	Sr.	F	6-8	239	3L	Sydney, Australia (St. Aloysius College)
24	Bobby Moorehead	Jr.	G	6-7	182	2L	Tacoma, Wash. (Stadium H.S.)
32	Peter Jones	Fr.	F	6-8	225	HS	Seattle, Wash. (O'Dea H.S.)
33	Kelby Kramer	Fr.	C	6-10	220	HS	Rock Springs, Wyo. (Rock Springs H.S.)
40	Admir Besovic	Fr.	C	7-0	240	HS	Sarajevo, Bosnia and Herzegovina (Virginia Episcopal School)

2017-18 MONTANA GRIZ - ALPHABETICAL ROSTER

No.	Name	Year	Pos.	Ht.	Wt.	Exp.	Hometown (Previous School)
15	Jamar Akoh	R-Jr.	F	6-8	253	RS	Rancho Cucamonga, Calif. (Cal State Fullerton/Los Osos H.S.)
40	Admir Besovic	Fr.	C	7-0	240	HS	Sarajevo, Bosnia and Herzegovina (Virginia Episcopal School)
3	Niko Bevens	So.	G	6-6	214	TR	Beaverton, Ore. (North Idaho College/Beaverton H.S.)
2	Donaven Dorsey	R-Jr.	G	6-7	214	RS	Lacey, Wash. (Washington/Timberline H.S.)
10	Lars Espe	Fr.	G	6-1	165	HS	Bergen, Norway (Gimle BBK/Metis Videregaaende)
1	Timmy Falls	Fr.	G	6-2	171	HS	Dublin, Calif. (Dublin H.S.)
32	Peter Jones	Fr.	F	6-8	225	HS	Seattle, Wash. (O'Dea H.S.)
33	Kelby Kramer	Fr.	C	6-10	220	HS	Rock Springs, Wyo. (Rock Springs H.S.)
20	Fabijan Krslovic	Sr.	F	6-8	239	3L	Sydney, Australia (St. Aloysius College)
24	Bobby Moorehead	Jr.	G	6-7	182	2L	Tacoma, Wash. (Stadium H.S.)
5	Karl Nicholas	Fr.	F	6-7	185	HS	Pearland, Texas (Glenda Dawson H.S.)
0	Michael Oguine	Jr.	G	6-2	171	2L	Chatsworth, Calif. (Chaminade Prep H.S.)
4	Sayed Pridgett	So.	G	6-5	195	1L	Oakland, Calif. (El Cerrito H.S.)
14	Ahmaad Rorie	R-Jr.	G	6-1	175	1L	Tacoma, wash. (Oregon/Lincoln H.S.)
13	Trever Spoja	R-So.	G	6-3	164	VR	Billings, Mont. (Billings West H.S.)

COACHING STAFF

Head Coach: Travis DeCuire, Fourth Season (Montana, 1994)

Associate Head Coach: Chris Cobb, Fourth Season (Menlo College, 2009)

Assistant Coach: Jay Flores, Second Season (Chico State, 2012)

Assistant Coach: Rachi Wortham, Second Season (Eastern Washington, 2006)

PRONUNCIATION GUIDE

Jamar **Akoh** uh-KOH
 Admir **Besovic** ad-MEER BAY-so-VICK
 Niko **Bevens** nee-ko bev-ins
 Lars **Espe** ES-peh
 Fabijan Krslovic fah-bee-on kris-low-vick
 Michael **Ogunie** oh-GEE-nay (G like go)
 Sayeed **Pridgett** sigh-EED prid-jit
 Ahmaad **Rorie** uh-MOD ROAR-ee
 Trevor **Spoja** SPOY-uh

Travis **DeCuire** dee-cure
 Rachi **Wortham** rah-SHEE WORTH-am
 Jay **Flores** floor-es



MONTANA BASKETBALL



2017-18 MONTANA GRIZZLIES ROSTER

No.	Name	Year	Pos.	Ht.	Wt.	Exp.	Hometown (Previous School)
0	Michael Oguine	Jr.	G	6-2	171	2L	Chatsworth, Calif. (Chaminade Prep H.S.)
1	Timmy Falls	Fr.	G	6-2	171	HS	Dublin, Calif. (Dublin H.S.)
2	Donaven Dorsey	R-Jr.	G	6-7	214	RS	Lacey, Wash. (Washington/Timberline H.S.)
3	Niko Bevens	So.	G	6-6	214	TR	Beaverton, Ore. (North Idaho College/Beaverton H.S.)
4	Sayeed Pridgett	So.	G	6-5	195	1L	Oakland, Calif. (El Cerrito H.S.)
5	Karl Nicholas	Fr.	F	6-7	185	HS	Pearland, Texas (Glenda Dawson H.S.)
10	Lars Espe	Fr.	G	6-1	165	HS	Bergen Norway (Gimle BBK/Metis Videregaaende)
13	Trever Spoja	R-So.	G	6-3	164	VR	Billings, Mont. (Billings West H.S.)
14	Ahmaad Rorie	R-Jr.	G	6-1	175	1L	Tacoma, wash. (Oregon/Lincoln H.S.)
15	Jamar Akoh	R-Jr.	F	6-8	253	RS	Rancho Cucamonga, Calif. (Cal State Fullerton/Los Osos H.S.)
20	Fabijan Krslovic	Sr.	F	6-8	239	3L	Sydney, Australia (St. Aloysius College)
24	Bobby Moorehead	Jr.	G	6-7	182	2L	Tacoma, Wash. (Stadium H.S.)
32	Peter Jones	Fr.	F	6-8	225	HS	Seattle, Wash. (O'Dea H.S.)
33	Kelby Kramer	Fr.	C	6-10	220	HS	Rock Springs, Wyo. (Rock Springs H.S.)
40	Admir Besovic	Fr.	C	7-0	240	HS	Sarajevo, Bosnia and Herzegovina (Virginia Episcopal School)

STARTERS RETURNING (3)

No.	Name	GP/GS	PPG	RPG	APG	BPG	SPG	FG%	3FG%	FT%	Notes
0	Michael Oguine	26/25	11.9	6.0	1.7	0.3	1.4	.481	.373	.756	All-BSC 3rd team
14	Ahmaad Rorie	31/31	17.6	3.5	3.1	0.2	0.8	.449	.384	.833	All-BSC 2nd team; team MVP
20	Fabijan Krslovic	32/32	7.6	6.4	1.4	0.6	1.2	.554	-	.633	Coaches' award

OTHER PLAYERS RETURNING (3)

No.	Name	GP/GS	PPG	RPG	APG	BPG	SPG	FG%	3FG%	FT%	Notes
4	Sayeed Pridgett	31/11	8.1	3.9	1.4	0.5	0.4	.524	.100	.788	Most improved player
13	Trever Spoja	8/0	1.3	0.0	0.1	0.0	0.0	.429	.400	.500	Played 19 minutes
24	Bobby Moorehead	32/10	3.9	2.0	0.6	0.3	0.3	.320	.290	.682	5x leader for blocks, steals

NEWCOMERS (9)

No.	Name	Year	Pos.	Notes
1	Timmy Falls	Fr.	G	2016-17 East Bay Athletic League MVP; averaged 15.3 points, 3.5 assists and 2.7 steals
2	Donaven Dorsey	R-Jr.	G	Redshirted in 2016-17 after playing in 55 games over two seasons for Washington
3	Niko Bevens	So.	G	Made 50 percent of his three-point attempts as a freshman at North Idaho College
5	Karl Nicholas	Fr.	F	2016-17 Texas District 22-6A MVP; rated as the 17th-best prospect in the state of Texas
10	Lars Espe	Fr.	G	2016-17 Young Player of the Year in the BLNO, Norway's premier professional league
15	Jamar Akoh	R-Jr.	F	Redshirted in 2016-17; Averaged 6.3 rebounds over 26 starts in 2015-16 for Cal State Fullerton
32	Peter Jones	Fr.	F	Played in 26 games as a senior at O'Dea High School, averaging 4.8 points per game.
33	Kelby Kramer	Fr.	C	One of five players named to USA Today's All-USA Wyoming Boys Basketball first team
40	Admir Besovic	Fr.	C	Averaged 11.2 points and 6.8 rebounds per game in 2016-17 at Virginia Episcopal School

STARTERS LOST (1)

No.	Name	GP/GS	PPG	RPG	APG	BPG	SPG	FG%	3FG%	FT%	Notes
31	Jack Lopez	32/31	6.8	3.2	0.7	0.3	0.4	.408	.439	.700	Team-best 3-point pct.

OTHER PLAYERS LOST (6)

No.	Name	GP/GS	PPG	RPG	APG	BPG	SPG	FG%	3FG%	FT%	Notes
1	Mario Dunn	25/1	2.6	1.3	1.2	0.3	0.5	.383	.405	.556	Most inspirational player
5	Walter Wright	31/7	10.6	1.8	2.9	0.0	0.4	.393	.263	.866	2nd-leading scorer
10	Alphonso Anderson	0/0	0.0	0.0	0.0	0.0	0.0	-	-	-	Redshirted
32	Aaron Misipeka-Ward	10/0	0.2	0.8	0.1	0.0	0.0	.000	-	.500	Played 22 minutes
33	Jared Samuelson	32/1	5.1	2.4	0.3	0.3	0.3	.570	.333	.673	Team-high field-goal pct.
34	Brandon Gfeller	32/11	3.9	1.3	0.4	0.5	0.3	.387	.360	.500	Good Works Team nominee



MONTANA BASKETBALL



In Travis DeCuire's first two seasons, Montana won a regular-season Big Sky title and was within one victory from advancing to the NCAA tournament in both 2015 and 2016. In his third season, the Grizzlies showed potential, being picked to finish second by the media and fourth by the coaches in the annual Big Sky Conference preseason polls.

However, sophomore guard Michael Oguine missed the first several weeks of the season with a broken hand and the Grizzlies got off to a 1-6 start against a challenging schedule.

Montana did go on a run of seven wins in an eight-game period to begin conference play 5-0 and played well again late in the year, winning its final two games to clinch a first-round bye in the conference tournament. But overall, the Grizzlies were too inconsistent and never quite hit their stride, finishing the year at 16-16.

The team fell short of its goals a year ago, and that's fueled them all offseason to be better than ever before.

RETURNING TALENT

The Grizzlies have the pieces to contend, returning three of their four consistent starters from 2016-17,

in addition to a pair of guards – Sayeed Pridgett and Bobby Moorehead – who each started about one-third of last year's contests.

In total, Montana returns the majority of its production in all aspects of the game, bringing back its top two – and four of its top five – scorers. On the other end of the floor, Montana had six players with 90 or more rebounds a year ago; five of them are back on the court. In total, Montana returns 68.1 percent of its rebounds, 67.4 percent of its steals, 65.9 percent of its blocked shots, 62.1 percent of its points and 59.9 percent of its assists.

ADDING TO THE ROSTER

While Montana returns the majority of its production from a year ago, the team also turned over roughly half of its roster, with several newcomers expected to slide in and fill roles immediately. The Grizzlies signed six freshmen, in addition to sophomore JUCO transfer Niko Bevens.


Bevens, Lars Espe and Timmy Falls will add depth at guard. During his freshman season at North Idaho College, Bevens led the Cardinals to an NWAC Eastern Conference championship by making 50 percent of his three-point attempts. He was one of five collegiate



MONTANA BASKETBALL



Fabijan Krslovic is Montana's only senior. He led Montana for rebounding, blocked shots and steals in 2016-17.



Ahmaad Rorie was one of six players named to the Preseason All-Big Sky Team.



Sayeed Pridgett (left) and Bobby Moorehead (above) each started roughly one-third of Montana's games last year.



All-Big Sky Conference guard Michael Oguine ranked second on the team for minutes played, points, rebounds and steals.

players across all levels (NCAA Division I, II and III) to do so. Falls was the 2016-17 East Bay Athletic League MVP at Dublin High School, while Espe was the 2016-17 Young Player of the Year in the BLNO, Norway's premier professional basketball league.

The newcomers are also expected to provide some length, with the additions of forward Karl Nicholas and centers Admir Besovic and Kelby Kramer.

Nicholas is perhaps the most athletic player on the Grizzlies' roster, ranking as the 17th-best prep prospect from the state of Texas. He was named the 2016-17 Texas District 22-6A MVP at Glenda Dawson High School outside of Houston.

Originally from Bosnia and Herzegovina, Besovic has spent the past two seasons at the Virginia Episcopal School in Lynchburg, where he averaged 11.2 points and 6.8 rebounds last year as a team captain. Kramer was the No. 2 prep prospect from the state of Wyo-

ming, being named to USA Today's All-USA Wyoming Boys Basketball Team.

In 2015-16, Ahmaad Rorie had to redshirt after transferring from Oregon. During his first season suiting up for the Griz, he led the team in points, minutes and assists and was an all-conference pick. The Grizzlies are hoping the same will be true for Jamar Akoh, a transfer from Cal State Fullerton who has two years of eligibility remaining after redshirting last year. During the team's Maroon/Silver Scrimmage in late October, Akoh led all Griz players with 16 points in just 19 minutes of action.

Akoh played in 59 games for the Titans, starting 26 of 29 games as a sophomore and averaging 6.1 points and a team-leading 6.3 rebounds per game.

The Grizzlies were expecting to benefit from another Division-I transfer, but recently got news that Donaven Dorsey will miss the entire season with hip injuries. Dorsey is a transfer from Washington.



MONTANA BASKETBALL



ALL-CONFERENCE GUARDS

Montana boasts one of the top duos in the Big Sky with junior guards Ahmaad Rorie and Michael Oguine. The two combined to score well over one-third of the team's points a year ago, also ranking No. 1 and 2 for minutes played.

A transfer from Oregon, Rorie made a name for himself during his first season in the league, earning second-team All-Big Sky honors. He started all 31 contests and led the Grizzlies in minutes (32.5 per game), points (17.6), assists (97), field goals made (192), three-pointers (63) and free-throw percentage (.833). His 1.2 assist-to-turnover ratio helped Montana have the 12th-fewest turnovers in Division I in 2016-17.

After recording the second-most points ever by a Montana freshman, Oguine followed up his debut season with an even better campaign in 2016-17. He averaged 11.9 points per game – including 13.3 during conference play – and shot .481 from the floor. He ranked second on the team for points, rebounds (6.0 per game) and steals (37), and earned third-team all-conference honors.

Like Oguine did from Year 1 to Year 2, DeCuire expects the pair of guards to be even better this year. The high expectations aren't just internal either. Both players have been named to various publications' preseason all-conference teams, with Rorie being one of six players selected to the official preseason All-Big Sky team voted on by the league's coaches.

FABULOUS SENIOR

Montana's lone senior is Australian Fabijan Krslovic, who has played in 98 consecutive games – starting 81 – entering the start of the season. Krslovic was Montana's top rebounder in 2016-17, with more than one-third of his boards coming on the offensive end. He also led Montana with 15 steals and 20 blocked shots and was one of just three Big Sky players to rank in the top 15 in the conference for both categories.

Krslovic will admit he's not the most athletic player on the court, but he's consistent and is the glue of the team, according to the coaching staff. After being forced to be more of a center last year because of Montana's lack of height, he will now transition into a more natural role as a 6-8 forward.

A DEEPER LOOK

In addition to Montana's senior and pair of all-conference guards, the team returns three other players, including Pridgett and Moorehead.

As a true freshman, Pridgett earned 11 starts and ranked ninth in the Big Sky with a .524 field-goal percentage. He was also the team's third-best rebounder (3.9 per game) and ranked fourth on the team for points (8.1 per game) and assists (44). In his second collegiate season, Moorehead started 10 games and averaged 2.8 rebounds per game while adding 3.9 points and 10 total steals and nine blocked shots. Sophomore guard Trever Spoja is also back. The Billings native saw action in eight contests as a redshirt freshman, totaling 10 points on 3-of-7 shooting.



Redshirt junior Jamar Akoh (left) is eligible to play this year after transferring and redshirting a year ago. Lars Espe (right) is one of six freshmen.



7-foot center Admir Besovic adds height to Montana's roster. The Grizzlies have six players listed at 6-8 or taller, compared to just one a year ago.



MONTANA BASKETBALL



DEPTH AND HEIGHT

A year ago, Krslovic was the Grizzlies' tallest player, standing at 6-8 and forcing him to play a different role as Montana's only true post player. This year, he is one of five players at 6-8 or taller. It was a conscious effort by DeCuire, looking to add more height and depth to his team's roster.

Besovic (7-0) and Kramer (6-10) are still raw as true freshmen, adjusting to the quicker style of play in the college game, but both can play a true center position. Kramer is more of a shot-blocker and rebounder, while Besovic has the ability to clog the lane and make it tough for opposing offenses to penetrate to the rim.

Montana believes it has a solid low-presence combination of Krslovic and Akoh, and also has 6-8 Nicholas, who can be a force on both ends of the court.

A CHALLENGE SCHEDULE

A year ago, Montana played an all-Division-I schedule, the toughest the program has ever compiled, according to DeCuire. This year, it may be even tougher. The Grizzlies will open the season with 13 non-conference games, five of which are against Power-5 teams. The team's first road trip will be at Pitt (ACC) and Penn State (Big Ten) – part of the prestigious Legends Classic. The tournament will continue the next week in Malibu, Calif., as Montana takes on Oral Roberts and either UC Santa Barbara or Pepperdine.

The Grizzlies will get their air miles several weeks later at Georgia State, in addition to three contests against

Pac-12 foes – Stanford, UCLA and Washington. The Bruins are ranked in the AP preseason top-25 poll.

In Missoula, Montana will host Cal State Northridge, Carroll, UC Irvine, UC Riverside and Whitworth. The 18-game league schedule will begin Dec. 28 and include home-and-home contests against Montana State, North Dakota, Northern Arizona, Northern Colorado, Portland State, Sacramento State and Southern Utah. Montana will also will travel to Eastern Washington and Idaho and host Idaho State and Weber State to close the regular season.

The Big Sky Conference tournament will be held in Reno, Nev., for the final year before moving to Boise, Idaho, next spring.

COSTA RICA PUTS THE GRIZ AHEAD OF THE CURVE

The Grizzlies got a head start to the basketball season, taking a foreign tour to Costa Rica in early August. The NCAA allows for teams to participate in such trips once every four years. The trip was beneficial in several facets. In addition to key bonding time – being in a foreign country with your teammates and being able to partake in several activities, including pool time and a zip line through a jungle – and service initiatives – the team spent a day at an orphanage, playing sports and reading to children – the team also competed in a pair of scrimmages and was allotted 10 practices in Missoula leading up to the trip.

The tour allowed for DeCuire to introduce concepts



Montana has won nearly three-quarters of its home games inside Dahlberg Arena.



Travis DeCuire has led Montana to 57 victories over his first three seasons, including a 2014-15 Big Sky regular-season championship and back-to-back appearances in the conference tournament title game.



MONTANA BASKETBALL



to his team – particularly the newcomers – much earlier than he usually would, and noted that the team was ahead of where they normally were early in fall camp.

HIGH EXPECTATIONS, INTERNALLY AND EXTERNALLY

Montana has high expectations for itself, and those who follow Big Sky basketball feel similar. In the preseason polls, Montana was picked to finish third by both the coaches and media. The Grizzlies were slotted to finish behind Idaho and Weber State in both polls.

DeCuire said being picked to finish in the upper echelon is a sign of respect, but he and his team have its own set of goals.

Montana won a regular-season title in DeCuire's first season and played in the conference championship game in both Year 1 and Year 2. DeCuire would love to keep that success going and string together more successful seasons.

He's well aware of the program's proud history, and has experienced it firsthand. During the 1990s, Montana won the Big Sky and played in the NCAA tournament three times in a seven-year period, including DeCuire's sophomore campaign. The two-time All-Big Sky selection still holds Montana's record for career assists.

Since Montana's first conference championship in 1975, no Big Sky team has won more conference titles (10) than Montana. Additionally, the Grizzlies have won nine tournament titles and have nine runner-up finishes – including three championships and three runner-up finishes in the past eight seasons. In the league's history, Montana has won more games than any Big Sky school except for Weber State.

BSC PRESEASON POLL

COACHES' POLL

Place	Team	Points
1.	Idaho	117 (10)
2.	Weber State	103 (1)
3.	Montana	101
T-4.	Northern Colorado	83 (1)
	Montana State	83
6.	North Dakota	71
7.	Eastern Washington	65
8.	Portland State	55
9.	Sacramento State	48
10.	Idaho State	25
11.	Northern Arizona	23
12.	Southern Utah	19


MEDIA POLL

Place	Team	Points
1.	Idaho	211 (12)
2.	Weber State	195 (3)
3.	Montana	188 (3)
4.	Montana State	180
5.	North Dakota	146 (1)
6.	Eastern Washington	144
7.	Northern Colorado	106
8.	Sacramento State	87
9.	Portland State	76
10.	Northern Arizona	59
11.	Idaho State	52
12.	Southern Utah	38

Number in parenthesis denotes first-place votes

PRESEASON ALL-CONFERENCE TEAM

Player	Year	Pos.	School
Tyler Hall (MVP)	Jr.	G	MSU
Victor Sanders	Sr.	G	UI
Bogdan Bliznyuk	Sr.	G/F	EWU
Ahmaad Rorie	Jr.	G	UM
Geno Crandall	Jr.	G	UND
Jordan Davis	Jr.	G	UNC



During the offseason, Montana installed a state-of-the-art center hung video board inside Dahlberg Arena, by far the biggest and nicest in the Big Sky Conference.



Montana took a foreign tour to Costa Rica over the summer.





TRAVIS DECUIRE

Head Coach | Fourth Season | Montana, 1994

In his first two seasons as the University of Montana's 27th men's head basketball coach, Travis DeCuire accomplished something no other coach in UM history had: he posted two 20-win seasons in his first two seasons.

Now entering the fourth season at his alma mater, DeCuire is once again poised to put the Grizzlies back on the road to a 20-win campaign.

DeCuire (pronounced: dee-CURE) was formally introduced as the Grizzlies' head basketball coach in June 2014, at a press conference at UM's Adams Center after the initial announcement from UM's Director of Athletics Kent Haslam in May of that year.

In his first season at the helm of a program with a rich history of success, DeCuire's Griz started the year picked to finish eighth in the conference. Led by future European professional Jordan Gregory, UM would go on to defy expectations and win the Big Sky regular-season championship and advance to the National Invitational Tournament (NIT) before finishing the season 20-13 (14-4 BSC).

At the time, he became only the second coach in UM history to notch 20 victories in his first season at the helm – a feat also accomplished by Blaine Taylor in 1991-92 (27-4).

In DeCuire's second year, he followed up with another 20-win season and another trip to the Big Sky championship game, this time led by future European professional Martin Breunig. DeCuire's Grizzlies would once again advance to the postseason, competing in the first round of the CBI tournament against Nevada, finishing with a 21-12 (14-4 BSC) record.

DECUIRE AT A GLANCE

Personal

Hometown: Seattle, Wash.

Wife: Sabrina

Daughters: Brianna (24), Tamia (5)

Education

Montana, 1994

Bachelor's: Business Marketing

Coaching Capsule

Years	School	Position
2014-Pres.	Montana	Head Coach
2012-14	California	Associate Head Coach
2008-12	California	Assistant Coach
2003-08	Old Dominion	Assistant Coach
2001-03	Green River C.C.	Head Coach

Head Coaching Capsule

Year	Overall	BSC	Place	Postseason
2014-15	20-13	14-4	1st	NIT
2015-16	21-12	14-4	2nd	CBI
2016-17	16-16	11-7	5th	BSC Tour.
TOTALS	57-41	39-15	-	-



MONTANA BASKETBALL



Paced by 10 underclassmen and just two seniors who played significant time, the Grizzlies went 16-16 (11-7 BSC) in 2016-17, earning a first-round bye in the Big Sky tournament. During the season, DeCuire became the second-fastest UM head coach to reach 50 wins (doing so in 84 contests). He coached a pair of UM sophomores – both returning in 2017-18 – to All-Big Sky Conference recognition.

The 2016-17 season was also the second consecutive year in which the Grizzlies have posted a team grade-point average above 3.0, earning NABC Team Academic Excellence recognition both seasons.

Prior to returning to his alma mater as head coach, DeCuire spent six seasons (2008-09 through 2013-14) on the University of California coaching staff – including the final four as associate head coach. Regarded as one of the top tutors in the game, DeCuire helped former Montana mentor Mike Montgomery – a member of the National Collegiate Basketball Hall of Fame – transform Cal into one of the winningest programs in the Pac-12 during his time in Berkeley. The Bears reached the postseason all six years he was on the staff, including the NCAA tournament four times. The Golden Bears boasted 130 wins in his six seasons – the best six-year stretch in school history – winning the 2010 Pac-10 championship. He coached numerous all-conference selections, including conference players of the year Jerome Randle (2010) and Jorge Gutierrez (2012).

DeCuire he spent five seasons (2003-04 through 2007-08) as an assistant coach at Old Dominion, under former Griz head coach and player Blaine Taylor. There, he helped the Monarchs to a combined record of 117-53. The mark included 94 wins during his final four seasons – the most in school history over a four-year stretch. ODU reached the postseason each of those four seasons and advanced to the NCAA tournament in both 2005 and 2007 – winning a school-record 28 contests in 2005. Additionally, the Monarchs reached the NIT semifinals in 2006 and the quarterfinals of the College Basketball Invitational in 2008.

DeCuire, from Seattle, Wash., also has head coaching experience from stints at Sammamish High School and Green River Community College in Washington. At GRCC, DeCuire took over a last-place program and guided it to a conference championship and its first 20-win season in more than 20 years, earning league coach-of-the-year honors in 2003 – his second season. At Sammamish High School in Bellevue, DeCuire led his team to a pair of conference titles, a state tournament appearance and three consecutive trips to the district tournament.

As a point guard for Montana from 1992-94 DeCuire was named All-Big Sky Conference as a junior and senior. He set a school record in just three seasons with 435 career assists. He also established UM's single-season mark with 199 assists as a senior in 1993-94, when he was ranked 12th in the nation, averaging 7.1 assists a game. He was the recipient of the Grizzlies' Carl Dragstedt Award (MVP) as a junior and senior, and received the John Eahart Award (Outstanding Defensive Player) following his senior year.

As a freshman at Chaminade-Hawaii, he was a starter and team MVP in 1990. He then transferred to Montana and redshirted in 1991. DeCuire attended Mercer Island High School (Wash.), where he was a three-year starter and all-state, team MVP, and a McDonald's All-America honorable mention pick as a senior.

He has a strong commitment to community service and founded and acted as president of the Fastbreak Basketball Association – an organization that assists in teaching life lessons and building self-esteem through basketball to more than 500 students in the Seattle-Tacoma area. Additionally, he has extensive experience in counseling at the Echo Glen Children's Center in Snoqualmie, Wash., from 1996-98, and with the Ryther Children's Center in North Seattle, from 1995-97.

DeCuire graduated from Montana in 1994 with a degree in business marketing. He and his wife, Sabrina, have two daughters – Brianna (24) and Tamia (5).





CHRIS COBB

Associate Head Coach | 4th Season | Menlo College, 2009

Chris Cobb is in his fourth season with the University of Montana men's basketball program, including his second as associate head coach. He was originally hired by Travis DeCuire in 2014, serving one season as the Grizzlies' recruiting coordinator and one as an assistant coach before being elevated to associate head coach in May 2016.

During his three seasons in Missoula, Cobb and the Grizzlies have made two trips to the Big Sky championship game – earning a regular-season conference title in 2015 – and amassing 57 wins. With Cobb on the staff, the Grizzlies have also made two appearances in postseason tournaments, the first in the 2015 NIT and the second against Nevada in the 2016 CBI.

Cobb came to Montana after four years as an assistant coach at Chico State (2011-12 through 2013-14), where he helped lead the Wildcats to three consecutive NCAA DII tournament appearances, including a trip to the NCAA Elite Eight during the 2013-14 season. He was a key in Chico State's first championship team in the California Collegiate Athletic Association in 2011-12 (the first in school history), working for head coach Greg Clink.

At Chico State he was a key component of the team's scouting, recruiting and player development efforts, and helped oversee the academic program while also assisting in the promotion of the Wildcats' clinics and summer camps. During his tenure with the Wildcats, he coached and helped to develop seven all-league players, two all-region selections and one NCAA Division II All-American.

Cobb came to Chico State after serving as an assistant to head coach Bill Treseler at San Francisco State during the 2009-10 season. The Gators posted a winning record that season, going 17-14.

He joined the coaching ranks immediately after completing a four-year career at Menlo College in Atherton, Calif., where he was a two-time All-California Pacific Conference first-team selection and part of the Oaks' conference championship team in 2008. He's finished his collegiate career ranked second in school history for career assists and three-pointers made.

Cobb was an outstanding prep player at Bishop O'Dowd High School in Oakland, Calif., and was instrumental in leading the Dragons to three consecutive Hayward Area Athletic League titles and a 2004 appearance in the state championship game. He was named first-team all-league during his junior and senior seasons, and was an All-Northern California Division III first-team selection as a senior.

He received his bachelor's degree in business management from Menlo College in 2009. He earned his master's degree in kinesiology, with an emphasis on sports administration, from Fresno Pacific University in 2012.

Chris is married to his wife, Alisa Cobb.

COBB AT A GLANCE

Personal

Hometown: Castro Valley, Calif.

Wife: Alisa

Education

Menlo College, 2009

Bachelor's: Business Management

Fresno Pacific, 2012

Master's: Kinesiology

Coaching Capsule

Years	School	Position
2016-Pres.	Montana	Associate Head Coach
2015-16	Montana	Assistant Coach
2010-14	Chico State	Assistant Coach
2009-10	San Francisco State	Assistant Coach





JAY FLORES

Assistant Coach | 2nd Season | Chico State, 2012

Jay Flores is in his second season at the University of Montana, including the first season as an assistant coach. Flores was originally hired by Travis DeCuire in June 2016 as director of basketball operations. He was elevated to assistant coach in July 2017.

Flores brings stability to the Montana men's basketball program, on and off the court. In addition to daily tasks ranging from scheduling and travel to scouting and recruiting, Flores also plays a large academic role. Prior to his first season in Missoula, he and DeCuire had a goal of obtaining a 3.0 team grade-point aver-

age and earning recognition from the NABC. The Grizzlies did so in July 2017, being one of three Big Sky schools to achieve that status.

A former California Collegiate Athletic Association (CCAA) Most Valuable Player at Chico State, Flores then spent three seasons as an assistant coach for the D-II Cal State East Bay Pioneers (2013-14 through 2015-16). During his tenure as an assistant coach, Flores coached a pair of All-CCAA players, including Jacari Whittfield, who finished his collegiate career as the school's all-time leader for three-pointers made and free-throw percentage and second for assists. Flores also helped develop Mark Samuels – ranked in the top 10 in school history for both scoring and rebounding – and Jalen Richard – All-CCAA after ranking in the top five in the conference for scoring, steals and free throws. Additionally, Flores oversaw a large segment of the Pioneers' basketball program, including academic monitoring and counseling, recruiting and athlete evaluation, video analysis, and coordinating summer camps.

Flores also brings professional playing experience to Montana, having spent the 2012-13 season playing for Soles de Mexicali of Liga Nacional de Baloncesto Profesional, Mexico's top professional basketball league. Flores was the starting point guard for Soles, leading them to a 31-9 record and a postseason appearance. He played in 52 games, averaging 3.1 points and 2.1 assists per game while shooting 56.8 percent from the field and 38.0 percent from three-point range.

Flores was an outstanding point guard at Chico State, where he played under current Grizzlies associate head coach Chris Cobb. As a Wildcat, he finished his three-year career as one of the most decorated players in program history. As a sophomore in 2009-10, he started every game and led Chico State in minutes, assists and steals. He ranked fourth in the CCAA that year with 4.1 assists per game.

In his second season at Chico State, he averaged 11.0 points per game while once again pacing the squad in steals and minutes played. He led the conference in three-pointers made and assists-to-turnover ratio and ranked second in assists (4.8 per game), earning himself a second-team All-CCAA selection.

As a senior, Flores led Chico State to a 25-8 record, its first CCAA title in school history and an appearance in the NCAA Division II Championship tournament semifinals. Again he led the conference in assist-to-turnover ratio and ranked second in assists (4.2 per game), while anchoring one of the nation's top defenses. Flores was named conference MVP, first-team All-CCAA, first-team All-West Region, Academic All-West Region and was a third-team All-American.

For his career, the former prep star ranked third all-time in Chico State history with 387 assists and 137 steals and fourth all-time with 153 made three-pointers. He was also an 81.3-percent shooter from the free throw line. During his college career, Flores coached summer camps at top Division-I programs like UCLA, Cal, Saint Mary's and Michigan State.

Flores played his prep ball at Jesuit High School in Sacramento, Calif. An All-League honoree as a senior, he led the Marauders to a combined record of 60-8, consecutive appearances in the Delta League championship and back-to-back Sac-Joaquin section titles in his final two seasons.

Flores then played in 24 games in one season as a freshman at Sonoma State before transferring Chico State to complete his college career. He graduated in 2012 with a degree in business administration.

FLORES AT A GLANCE

Personal

Hometown: Sacramento, Calif.

Wife: Molly

Education

Chico State, 2012

Bachelor's: Business Administration

Coaching Capsule

Years	School	Position
2017-Pres.	Montana	Assistant Coach
2016-17	Montana	Director of Operations
2013-16	Cal State East Bay	Assistant Coach





RACHI WORTHAM

Assistant Coach | 2nd Season | Eastern Washington, 2006

Rachi Wortham is in his second season as an assistant coach at the University of Montana. He was hired by head coach Travis DeCuire in July 2016.

Rachi (pronounced: rah-shee) came to Montana after spending two seasons at Oregon State (2014-15 through 2015-16), working under former Griz head coach Wayne Tinkle. No stranger to the Big Sky Conference, Wortham served as an assistant coach at Eastern Washington from 2007-2011 under Kirk Earlywine. Wortham

is also an EWU alumnus, where he was a standout guard from 2003-05 and was part of the Eagles' first trip to the NCAA tournament in 2004.

During his first season in Missoula, the Griz went 16-16 and earned a first-round bye in the Big Sky Conference tournament, despite having 10 underclassmen and just two seniors who saw significant time. He helped develop a pair of UM sophomores – both returning in 2017-18 – to All-Big Sky Conference recognition.

In addition to his leadership on the court, Wortham's duties for the Grizzlies also include academic advising, player mentoring, recruiting and community outreach. In 2016-17, the Grizzlies posted a team grade-point average above 3.0, earning NABC Team Academic Excellence recognition, with two players being named to the NABC Honors Court.

Wortham and DeCuire's relationship dates back to the mid-1990s when he played AAU basketball under DeCuire at the age of 15 in his hometown of Tacoma, Wash.

During his time in Corvallis, Oregon State posted back-to-back winning seasons and an NCAA tournament berth in 2015-16. Among those Wortham developed was 2016 Pac-12 Defensive Player of the Year Gary Payton, Jr. While at Eastern Washington, the Eagles earned a berth in the Big Sky Conference tournament in 2010-11.

In addition to coaching at the collegiate level, Wortham has used basketball as a means of outreach and leadership development for organizations such as TEAM ACCESS, the YMCA of Pierce and Kitsap Counties, the Boys & Girls Club, the Isaiah Thomas Basketball Camp and Lids Team Sports-Nike Team.

Wortham is a 2000 graduate of Foss High School in Tacoma, Wash., where he led his team to a 25-4 record and the 2000 Washington 4A state championship.

After high school, he followed family ties to the University of Alabama on an academic scholarship for one year (2000-01) before returning to the Pacific Northwest to play basketball at Tacoma Community College. Wortham played at TCC for two seasons (2001-02 through (2002-03), leading the Titans to a 58-8 record and a first-place finish at the Northwest Athletic Association of Community Colleges (NWAACC) tournament. He was inducted into the NWAACC Hall of Fame in 2013.

At TCC, Wortham earned an associate of arts degree in general studies in 2003 before transferring to Eastern Washington University, where he graduated in 2006 with a degree in interdisciplinary studies and helped the Eagles to the 2004 Big Sky Conference regular-season and tournament titles. He also worked on a master's degree from EWU in 2008 in science sports administration.

He and his wife, Lisa, have one son, Joaquin.

WORTHAM AT A GLANCE

Personal

Hometown: Tacoma, Wash.

Wife: Lisa

Son: Joaquin (5)

Education

Eastern Washington, 2006

Bachelor's: Interdisciplinary Studies

Eastern Washington, 2008

Master's: Science Sports Administration

Coaching Capsule

Years	School	Position
2016-Pres.	Montana	Assistant Coach
2014-16	Oregon State	Player Personnel
2007-11	Eastern Washington	Assistant Coach



MONTANA BASKETBALL



15 | JAMAR AKOH

RS-Junior | Forward | 6-8 | 253 | Rancho Cucamonga, Calif. (Cal State Fullerton/Los Osos H.S.)

2016-17 (REDSHIRT): Transferred to Montana after playing two seasons at Cal State Fullerton... Red-shirted during his first season in Missoula due to NCAA transfer regulations.

2014-16 (CAL STATE FULLERTON): Played two seasons (2014-15 & 2015-16) at Cal State Fullerton... Played in 59 career games, starting 26 contests... Scored 355 points and brought down 258 rebounds during his two-year career at Fullerton... As a sophomore in 2015-16, started 26 of 29 contests... Averaged 6.1 points and a team-leading 6.3 rebounds per game... Also totaled nine blocks and dished out 43 assists... In Big West Conference games, averaged 7.8 points and 6.9 rebounds per game... Led the Titans with three double-doubles, also tallying seven games in double figures for scoring and five games with double-digit rebounds... Led the team on the boards 12 times and led the Titans in scoring on three occasions... Also led the team in assists nine times... Grabbed a career- and game-high 18 rebounds in a 65-60 loss to Portland (Dec. 19, 2016)... Scored 10 points and grabbed five

rebounds as the Titans overcame a 20-point deficit to defeat UC Riverside, 79-73, in the Big West Conference opener (Jan. 7, 2016)... Put together his first double-double of the year, scoring 14 points and grabbing 10 rebounds while dishing out three assists in a 69-64 loss at UC Davis (Jan. 27, 2016)... Scored 12 points and notched 11 rebounds in a 75-67 loss at Cal State Northridge (Feb. 10, 2016)... Led the Titans with seven assists to go along with eight points and eight rebounds in a 78-77 win at Cal Poly (Feb. 25, 2016)... Paced the Titans with 19 points, 10 rebounds and three assists in a 75-73 loss to Long Beach State (March 10, 2016)... Appeared in 30 games off the bench as a freshman in 2014-15, averaging 2.6 points and 2.5 rebounds per game... Also totaled 13 steals, 12 assists and six blocks... Scored a season-high 12 points and grabbed a then-personal-best eight rebounds in a 71-66 overtime loss to UC Riverside (Feb. 7, 2015)... Scored seven points and added two rebounds, one assist and two steals in a 64-61 victory over Florida International (Nov. 29, 2014)... Also added seven points and a team-leading seven rebounds in a 77-45 victory over Cal State East Bay (Dec. 30, 2014).

HIGH SCHOOL: Is a 2014 graduate of Los Osos High School in Rancho Cucamonga, Calif. ... Was a two-year starter... As a senior, averaged 12.6 points, 6.2 rebounds, 1.6 assists and 1.3 steals per game... Recorded 22 double-digit games and three 20-point contests... Named to the Baseline League second team and received Daily Bulletin Inland Valley honorable mention accolades... Led Los Osos with 23 points and 20 rebounds in a 75-73 victory over Walnut High School in a CIF-Southern Section Division 1AA first-round game... Averaged 12.9 points, 6.7 rebounds and 1.3 blocks per game as a junior, recording 21 double-digit scoring games and five 20-point contests while leading the Grizzlies to a 19-9 record... Named to the 2013 All-Valley second team... Scored a season-high 26 points and grabbed 10 rebounds in a 76-65 win over Alta Loma (Jan. 25, 2013).

Personal: Last name is pronounced: ah-ko... Born in San Diego, Calif. ... Mother is Oyinlola Akande... Has one sister, Ronke... Major is business management.



AKOH'S CAREER STATISTICS

SEASON	GP	GS	MIN	AVG	FG	FGA	PCT	FG	FGA	PCT	FT	FTA	PCT	OFF	DEF	TOT	AVG	PF	FO	AST	T/O	BLK	STL	PTS	AVG
2014-15*	30	0	431	14.4	29	74	.392	2	7	.286	18	38	.474	24	51	75	2.5	45	1	12	24	6	13	78	2.6
2015-16*	29	26	762	26.3	61	157	.389	1	8	.125	54	89	.607	58	125	183	6.3	68	2	43	54	9	13	177	6.1
2016-17	Did Not Play - Redshirt Season																								
TOTAL	59	26	1193	20.2	90	231	.390	3	15	.200	72	127	.567	82	176	258	4.4	113	3	55	78	15	26	255	4.3

* Stats are from career at Cal State Fullerton



MONTANA BASKETBALL



2 | DONAVEN DORSEY

RS-Junior | Guard | 6-7 | 214 | Lacey, Wash. (Washington/Timberline H.S.)

2016-17 (REDSHIRT): Transferred to Montana after playing two seasons at Washington... Redshirted during his first season in Missoula due to NCAA transfer regulations.

2014-16 (WASHINGTON): Began his collegiate career at the University of Washington, playing in the Pac-12 for two seasons... Logged time in 55 games, earning eight starts... Made 55 field goals during his two years at UW, including 44 from long range... Totaled 166 points (3.0 average), 77 rebounds (1.4), 18 assists, eight steals and three blocks... As a sophomore in 2015-16, came off the bench in 27 games, averaging 9.3 minutes per game... Had a season-most 10 points against TCU (Dec. 8, 2015), shooting 4-for-4 from the floor while pulling down a career-high-tying five rebounds... During his freshman campaign (2014-15), earned his first of eight starts vs. Stanford (Jan. 28, 2015)... Recorded a career-high 17 points against San José State (Nov. 27, 2014) in the opening game of the Wooden Legacy behind 5-of-6 shooting from three-point range... Added 13 points on 4-of-5 shooting in a win over Oregon (Jan. 18, 2015).

HIGH SCHOOL: Is a 2015 graduate of Timberline High School in Lacey, Wash. ... As a senior, was ranked No. 56 nationally among small forwards by ESPN... Was the third-best prospect out of the state of Washington... Averaged 18.6 points over 13 games as a senior and 18.4 points per game as a junior... Helped the Blazers to back-to-back state playoff appearances in 2012-13 and 2013-14.



DORSEY'S CAREER STATISTICS

SEASON	GP	GS	MIN	AVG	FG	FGA	PCT	FG	FGA	PCT	FT	FTA	PCT	OFF	DEF	TOT	AVG	PF	FO	AST	T/O	BLK	STL	PTS	AVG
2014-15*	28	8	412	14.7	34	100	.340	30	89	.337	9	15	.600	8	39	47	1.7	61	1	7	12	3	3	107	3.8
2015-16*	27	0	248	9.2	21	57	.368	14	43	.326	3	7	.429	7	23	30	1.1	35	2	11	7	0	5	59	2.2
2016-17	Did Not Play - Redshirt Season																								
TOTAL	55	8	660	12.0	55	157	.350	44	132	.333	12	22	.545	15	62	77	1.4	96	3	18	19	3	8	166	3.0

* Stats are from career at University of Washington





20 | FABIJAN KRSLOVIC

Senior | Forward | 6-8 | 239 | Sydney, Australia (St. Aloysius College)

2016-17 (JUNIOR): Dennis T. Murphy Award winner (coaches' award)... Season captain... Named to the Academic All-Big Sky Conference team for the second year in a row... Earned NABC Honors Court honors for a 4.0 GPA... Named the Big Sky and CollegeSportsMadness.com Player of the Week on Dec. 13... Started all 32 contests for the Griz, averaging 27.6 minutes per game... Was UM's top rebounder, totaling 206 boards and averaging of 6.4 per game (eighth in the Big Sky)... More than one-third of his rebounds were on the offensive end (72; sixth in Big Sky)... Also led the Griz with 38 steals (15th in Big Sky) and 20 blocked shots (11th)... Was one of three Big Sky players to rank in the top 15 for both steals and blocked shots... Ranked third on the team with 46 assists and fifth with 244 points (7.6 per game)... Shot better than .500 from the floor, converting 97-of-175 shots into baskets (.554; second)... In the season opener at USC (Nov. 11), totaled team bests for rebounds (seven) assists (three), steals (two) and blocked shots (two)... Led UM in rebounding a team-most 16 times, including eight of UM's first nine contests (Nov. 11-Dec. 7)... During that stretch, he averaged 9.0 rebounds

per game, including a career-most 13 (in back-to-back games vs. Milwaukee (Dec. 3) and San José State (Dec. 7))... Had a near-triple-double vs. San José State, recording 11 points, 13 rebounds and eight steals to earn conference player-of-the-week recognition... Six of his rebounds were on the offensive end... Had seven double-digit rebounding games, 10 double-digit scoring games and two double-doubles... Scored a career-most 24 points vs. Portland State (Jan. 19), shooting 11-of-15 and grabbing seven boards and two steals... Led UM in blocked shots a team-most 10 times... Blocked a career-most three shots vs. Idaho (Jan. 28) and Portland State (Feb. 18).

2015-16 (SOPHOMORE): Named to the Big Sky Academic All-Conference team... Played in all 33 games for the Grizzlies, starting in 24 contests... Averaged 19.9 minutes of action per game... Was UM's seventh-leading scorer, averaging 4.4 points per game... Ranked third on the team for steals (22), assists (48) and rebounds (138)... Pulled own a season-most 11 boards in UM's win over San Francisco (Dec. 4)... Was the team's seventh-leading scorer, averaging 4.4 points per game.

2014-15 (FRESHMAN): Dennis T. Murphy Coaches' Award recipient... Made an impact as a true freshman as a Mr. Hustle-type player... Was the team's second-leading rebounder, totaling 156 for an average of 4.7 per contest... Ranked 19th in the Big Sky Conference for his rebounding average... Played in all 33 games, starting 26... Averaged 25.1 minutes per game... Was a reliable shooter, connecting on 62-of-119 field-goal attempts (.521; third on the team)... Ranked second on the team for blocked shots (19) and steals (36).

HIGH SCHOOL: Is a 2014 graduate of St. Aloysius College in Milsons Point, New South Wales, Australia... Named team MVP as both a junior and senior... Represented his country at the 2013 U-19 World Championships, but was injured and unable to play in the World Championships in Prague... Also played for Australia's U-17 National Team, garnering a silver medal in 2012... Competed for the Oceanic Cup, against New Zealand, in the NSW Metropolitan State teams... Prep coach was Dom Pelosi...Also lettered in soccer.

PERSONAL: Name is pronounced: FAH-bee-on KRIZ-low-VICK... Born in Milsons Point, New South Wales, Australia... Parents are Robert and Lidia Krslovic... Major is business administration.



KRSLOVIC'S CAREER STATISTICS

SEASON	GP	GS	MIN	AVG	FG	FGA	PCT	FG	FGA	PCT	FT	FTA	PCT	OFF	DEF	TOT	AVG	PF	FO	AST	T/O	BLK	STL	PTS	AVG
2014-15	33	26	829	25.1	62	119	.521	0	0	.000	35	64	.547	58	98	156	4.7	83	3	35	33	19	36	159	4.8
2015-16	33	24	657	19.9	60	121	.496	0	2	.000	26	54	.481	55	83	138	4.2	87	3	48	43	10	22	146	4.4
2016-17	32	32	882	27.6	97	175	.554	0	0	.000	50	79	.633	72	134	206	6.4	99	6	46	49	20	38	244	7.6
TOTAL	98	82	2368	24.2	219	415	.528	0	2	.000	111	197	.563	185	315	500	5.1	269	12	129	125	49	96	549	5.6





MONTANA BASKETBALL

2016-17 GAME-BY-GAME STATISTICS

Opponent	Date	START	MIN	Total		3-Pointers		Free-Throws		OFF	Rebounds		PF	A	TO	BLK	STL	PTS	AVG
				FG-FGA	PCT	3FG-FGA	PCT	FT-FTA	PCT		DEF	TOT							
at USC	11/11/16	*	35	4-7	.571	0-0	.000	2-2	1.000	4	3	7	1	3	1	2	2	10	10.0
WYOMING	11/14/16	*	30	2-3	.667	0-0	.000	2-2	1.000	4	8	12	3	3	1	1	0	6	8.0
vs. NC State	11/18/16	*	32	4-7	.571	0-0	.000	0-0	.000	2	5	7	5	2	4	0	0	8	8.0
vs. Washington State	11/19/16	*	24	1-4	.250	0-0	.000	0-0	.000	2	5	7	4	1	0	0	0	2	6.5
vs. Oral Roberts	11/21/16	*	25	0-2	.000	0-0	.000	0-0	.000	2	3	5	2	1	4	0	0	0	5.2
at Ole Miss	11/24/16	*	32	3-5	.600	0-0	.000	1-3	.333	4	7	11	3	0	2	1	0	7	5.5
at South Dakota	11/27/16	*	26	1-4	.250	0-0	.000	0-0	.000	2	4	6	2	1	0	1	0	2	5.0
MILWAUKEE	12/3/16	*	31	2-4	.500	0-0	.000	0-0	.000	3	10	13	2	2	2	0	3	4	4.9
SAN JOSE STATE	12/7/16	*	34	5-6	.833	0-0	.000	1-3	.333	6	7	13	2	0	2	2	8	11	5.6
at Wyoming	12/10/16	*	24	3-5	.600	0-0	.000	6-6	1.000	3	2	5	4	0	2	0	1	12	6.2
at Oregon	12/13/16	*	28	4-7	.571	0-0	.000	1-2	.500	3	1	4	3	2	0	0	0	9	6.5
at UC Riverside	12/17/16	*	33	1-4	.250	0-0	.000	0-4	.000	1	4	5	5	1	1	0	1	2	6.1
PEPPERDINE	12/22/16	*	26	4-8	.500	0-0	.000	0-3	.000	1	2	3	3	1	2	1	1	8	6.2
IDAHO STATE	12/29/16	*	32	4-5	.800	0-0	.000	1-1	1.000	2	10	12	2	0	0	2	2	9	6.4
WEBER STATE	12/31/16	*	17	2-3	.667	0-0	.000	0-0	.000	1	2	3	5	1	0	0	0	4	6.3
at Idaho	1/5/17	*	14	2-3	.667	0-0	.000	0-2	.000	1	1	2	4	1	1	0	1	4	6.1
at Eastern Washington	1/7/17	*	31	2-6	.333	0-0	.000	0-2	.000	0	6	6	1	2	2	0	1	4	6.0
NORTHERN COLORADO	1/12/17	*	27	3-6	.500	0-0	.000	0-0	.000	3	5	8	3	4	1	0	3	6	6.0
NORTH DAKOTA	1/14/17	*	24	7-8	.875	0-0	.000	2-4	.500	3	7	10	3	0	2	0	0	16	6.5
at Portland State	1/19/17	*	34	11-15	.733	0-0	.000	2-4	.500	5	2	7	1	0	4	0	2	24	7.4
at Sacramento State	1/21/17	*	33	5-9	.556	0-0	.000	0-0	.000	0	1	1	4	0	2	1	0	10	7.5
EASTERN WASHINGTON	1/26/17	*	17	2-5	.400	0-0	.000	3-4	.750	2	2	4	5	2	1	0	1	7	7.5
IDAHO	1/28/17	*	35	3-10	.300	0-0	.000	3-4	.750	2	4	6	5	1	0	3	1	9	7.6
MONTANA STATE	2/4/17	*	32	2-6	.333	0-0	.000	3-6	.500	1	1	2	3	3	2	0	3	7	7.5
at Southern Utah	2/9/17	*	24	1-1	1.000	0-0	.000	8-9	.889	3	5	8	2	0	1	1	1	10	7.6
at Northern Arizona	2/11/17	*	29	2-3	.667	0-0	.000	0-0	.000	1	5	6	4	3	3	1	2	4	7.5
SACRAMENTO STATE	2/16/17	*	16	2-4	.500	0-0	.000	0-0	.000	1	5	6	5	2	3	1	2	4	7.4
PORTLAND STATE	2/18/17	*	31	3-7	.429	0-0	.000	0-1	.000	5	6	11	3	3	2	3	0	6	7.3
at Montana State	2/25/17	*	27	2-3	.667	0-0	.000	8-9	.889	1	5	6	4	1	1	0	1	12	7.5
at Weber State	3/2/17	*	31	4-8	.500	0-0	.000	2-2	1.000	1	2	3	3	1	0	0	2	10	7.6
at Idaho State	3/4/17	*	18	2-3	.667	0-0	.000	2-2	1.000	1	1	2	1	2	1	0	0	6	7.5
vs. Idaho	3/9/17	*	30	4-4	1.000	0-0	.000	3-4	.750	2	3	5	2	3	2	0	0	11	7.6

2015-16 GAME-BY-GAME STATISTICS

Opponent	Date	START	MIN	Total		3-Pointers		Free-Throws		OFF	Rebounds		PF	A	TO	BLK	STL	PTS	AVG
				FG-FGA	PCT	3FG-FGA	PCT	FT-FTA	PCT		DEF	TOT							
BOISE STATE	11/13/15	*	34	2-4	.500	0-2	.000	0-3	.000	2	4	6	3	1	2	0	2	4	4.0
at San Jose State	11/16/15	*	18	5-6	.833	0-0	.000	0-0	.000	0	1	1	5	0	0	0	1	10	7.0
CARROLL	11/21/15	*	30	4-9	.444	0-0	.000	2-4	.500	4	5	9	1	6	1	2	0	10	8.0
at North Dakota State	11/25/15	*	19	0-2	.000	0-0	.000	0-0	.000	1	0	1	4	0	1	0	1	0	6.0
at Pepperdine	11/29/15	*	25	1-3	.333	0-0	.000	2-6	.333	3	1	4	3	2	1	0	0	4	5.6
SAN FRANCISCO	12/4/15	*	21	3-4	.750	0-0	.000	1-2	.500	5	6	11	4	5	2	1	3	7	5.8
at Gonzaga	12/8/15	*	19	3-6	.500	0-0	.000	0-0	.000	3	6	9	4	2	2	0	1	6	5.9
at Washington	12/12/15	*	30	4-9	.444	0-0	.000	1-2	.500	3	3	6	2	3	2	0	2	9	6.3
GREAT FALLS	12/15/15	*	17	1-4	.250	0-0	.000	0-0	.000	1	3	4	1	4	0	0	0	2	5.8
at Kansas	12/19/15	*	16	1-3	.333	0-0	.000	1-2	.500	1	0	1	2	0	1	1	0	3	5.5
MONTANA-WESTERN	12/21/15	*	20	2-3	.667	0-0	.000	0-0	.000	1	6	7	0	2	0	1	0	4	5.4
at Northern Arizona	12/31/15	-	13	0-1	.000	0-0	.000	5-6	.833	0	2	2	0	0	2	0	0	5	5.3
at Southern Utah	1/2/16	-	13	0-1	.000	0-0	.000	0-0	.000	0	0	0	3	0	3	0	0	0	4.9
PORTLAND STATE	1/7/16	-	13	1-3	.333	0-0	.000	0-2	.000	0	2	2	3	0	1	0	3	2	4.7
SACRAMENTO STATE	1/9/16	-	12	3-8	.375	0-0	.000	0-0	.000	3	3	6	2	0	0	0	0	6	4.8
at Northern Colorado	1/14/16	-	13	1-1	1.000	0-0	.000	4-6	.667	0	2	2	4	1	1	0	0	6	4.9
at North Dakota	1/16/16	-	6	1-3	.333	0-0	.000	0-0	.000	0	0	0	2	0	3	0	0	2	4.7
IDAHO	1/21/16	-	21	0-3	.000	0-0	.000	0-0	.000	0	3	3	2	2	1	0	2	0	4.4
EASTERN WASHINGTON	1/23/16	*	23	3-5	.600	0-0	.000	1-3	.333	1	4	5	3	2	3	1	0	7	4.6
at Montana State	1/30/16	*	20	2-2	1.000	0-0	.000	1-4	.250	5	1	6	4	2	1	0	0	5	4.6
at Sacramento State	2/4/16	*	12	1-3	.333	0-0	.000	0-0	.000	0	0	0	3	2	1	0	0	2	4.5
at Portland State	2/6/16	*	24	2-3	.667	0-0	.000	1-2	.500	0	3	3	1	3	0	1	1	5	4.5
SOUTHERN UTAH	2/11/16	*	17	2-3	.667	0-0	.000	1-1	1.000	1	4	5	5	1	2	0	1	5	4.5
NORTHERN ARIZONA	2/13/16	*	28	3-6	.500	0-0	.000	0-0	.000	2	4	6	0	3	2	0	1	6	4.6
MONTANA STATE	2/20/16	*	18	1-1	1.000	0-0	.000	3-4	.750	3	1	4	3	0	1	0	0	5	4.6
at Idaho State	2/25/16	*	23	2-4	.500	0-0	.000	1-2	.500	4	3	7	3	0	2	0	1	5	4.6
at Weber State	2/27/16	*	24	1-5	.200	0-0	.000	0-0	.000	3	1	4	2	0	1	0	1	2	4.5
NORTH DAKOTA	3/3/16	-	15	2-2	1.000	0-0	.000	0-0	.000	1	2	3	2	0	2	1	2	4	4.5
NORTHERN COLORADO	3/5/16	-	12	0-0	.000	0-0	.000	1-2	.500	1	2	3	3	0	0	0	0	1	4.4
vs. Sacramento State	3/10/16	*	26	2-3	.667	0-0	.000	1-2	.500	0	2	2	2	0	2	0	0	5	4.4
vs. Idaho	3/11/16	*	27	3-3	1.000	0-0	.000	0-0	.000	3	2	5	4	3	0	0	0	6	4.5
vs. Weber State	3/12/16	*	30	2-5	.400	0-0	.000	0-1	.000	2	4	6	2	1	2	1	0	4	4.4
at Nevada	3/16/16	*	18	2-3	.667	0-0	.000	0-0	.000	2	3	5	5	3	1	1	0	4	4.4



MONTANA BASKETBALL



2014-15 GAME-BY-GAME STATISTICS

Opponent	Date	START	MIN	Total		3-Pointers		Free-Throws		OFF	Rebounds			PF	A	TO	BLK	STL	PTS	AVG
				FG-FGA	PCT	3FG-FGA	PCT	FT-FTA	PCT		DEF	TOT								
at Colorado State	11/15/14	-	22	3-3	1.000	0-0	.000	1-3	.333	0	3	3	1	0	0	1	1	7	7.0	
at Boise State	11/18/14	*	24	1-1	1.000	0-0	.000	0-2	.000	0	0	0	1	0	2	0	0	2	4.5	
at Seattle	11/23/14	*	22	2-5	.400	0-0	.000	2-3	.667	2	2	4	2	1	0	1	2	6	5.0	
CARROLL COLLEGE	11/26/14	*	25	1-4	.250	0-0	.000	2-2	1.000	0	5	5	2	0	0	3	3	4	4.8	
at San Francisco	11/30/14	*	19	0-3	.000	0-0	.000	3-4	.750	5	1	6	4	1	1	0	1	3	4.4	
at California	12/3/14	-	23	1-2	.500	0-0	.000	0-0	.000	0	1	1	2	0	1	1	0	2	4.0	
NORTH DAKOTA STATE	12/7/14	-	25	0-3	.000	0-0	.000	0-0	.000	0	1	1	0	2	2	2	1	0	3.4	
DAVIDSON	12/10/14	-	17	0-2	.000	0-0	.000	0-0	.000	1	0	1	2	1	2	0	0	0	3.0	
at Milwaukee	12/14/14	*	16	0-1	.000	0-0	.000	0-0	.000	0	2	2	2	1	0	1	1	0	2.7	
SOUTH DAKOTA	12/21/14	-	23	3-3	1.000	0-0	.000	2-2	1.000	5	4	9	4	1	1	0	1	8	3.2	
NORTHERN COLORADO	1/1/15	-	26	0-1	.000	0-0	.000	3-6	.500	3	5	8	4	3	0	0	1	3	3.2	
NORTH DAKOTA	1/3/15	-	20	3-4	.750	0-0	.000	1-2	.500	4	1	5	5	2	3	0	3	7	3.5	
at Weber State	1/8/15	*	22	1-3	.333	0-0	.000	1-2	.500	1	2	3	4	0	2	0	0	3	3.5	
at Idaho State	1/10/15	*	23	3-3	1.000	0-0	.000	1-2	.500	0	5	5	3	2	1	0	1	7	3.7	
MONTANA TECH	1/13/15	*	32	5-8	.625	0-0	.000	3-3	1.000	6	3	9	0	1	1	2	1	13	4.3	
MONTANA STATE	1/17/15	*	22	3-5	.600	0-0	.000	2-2	1.000	1	8	9	0	1	3	0	1	8	4.6	
NORTHERN ARIZONA	1/22/15	*	36	2-9	.222	0-0	.000	0-0	.000	2	5	7	2	0	1	1	1	4	4.5	
SOUTHERN UTAH	1/24/15	*	25	0-1	.000	0-0	.000	0-0	.000	1	4	5	2	0	1	1	4	0	4.3	
at Portland State	1/29/15	*	29	4-5	.800	0-0	.000	0-0	.000	1	5	6	1	2	0	0	0	8	4.5	
at Sacramento State	1/31/15	*	32	1-4	.250	0-0	.000	0-1	.000	1	3	4	4	0	2	1	2	2	4.4	
EASTERN WASHINGTON	2/5/15	*	17	0-1	.000	0-0	.000	1-2	.500	1	1	2	2	2	2	0	0	1	4.2	
IDAHO	2/7/15	*	27	1-1	1.000	0-0	.000	4-5	.800	1	6	7	3	1	1	1	1	6	4.3	
at North Dakota	2/12/15	*	26	4-6	.667	0-0	.000	1-7	.143	4	3	7	4	2	0	0	1	9	4.5	
at Northern Colorado	2/14/15	*	35	4-6	.667	0-0	.000	1-2	.500	1	3	4	3	2	2	1	2	9	4.7	
IDAHO STATE	2/19/15	*	30	3-5	.600	0-0	.000	0-0	.000	4	4	8	2	2	0	0	3	6	4.7	
WEBER STATE	2/21/15	*	27	1-3	.333	0-0	.000	0-0	.000	0	0	0	4	0	1	1	2	2	4.6	
at Idaho	2/26/15	*	41	3-4	.750	0-0	.000	3-4	.750	2	5	7	5	1	1	0	0	9	4.8	
at Eastern Washington	2/28/15	*	35	4-10	.400	0-0	.000	0-0	.000	3	6	9	1	2	0	1	0	8	4.9	
at Montana State	3/7/15	*	18	2-2	1.000	0-0	.000	1-2	.500	1	2	3	3	0	1	0	1	5	4.9	
WEBER STATE	3/12/15	*	38	4-5	.800	0-0	.000	3-6	.500	3	5	8	4	1	0	0	0	11	5.1	
NORTHERN ARIZONA	3/13/15	*	17	1-2	.500	0-0	.000	0-0	.000	1	2	3	5	1	0	0	0	2	5.0	
EASTERN WASHINGTON	3/14/15	*	12	0-2	.000	0-0	.000	0-0	.000	2	1	3	1	1	2	1	1	0	4.8	
at Texas A&M	3/17/15	*	23	2-2	1.000	0-0	.000	0-2	.000	2	0	2	1	2	0	0	1	4	4.8	



MONTANA BASKETBALL



24 | BOBBY MOOREHEAD

Junior | Guard | 6-7 | 182 | Tacoma, Wash. (Stadium H.S.)

2016-17 (SOPHOMORE): Played in all 32 contests for the Griz, starting 10... Ranked sixth on the team with 91 rebounds (2.8 per game)... Recorded 124 points, in addition to 18 assists, 10 steals and nine blocked shots (fourth on the team)... Led UM in blocked shots five times... Led UM in steals on five occasions... Had a career-most two blocks vs. Weber State (Dec. 31)... Tallied two steals vs. Pepperdine (Dec. 22) and Eastern Washington (Jan. 26)... Had a career-most 10 rebounds vs. Wyoming (Dec. 10)... Scored in double figures twice (at Idaho on Jan. 5, vs. Portland State on Feb. 18).

2015-16 (FRESHMAN): Played in all 33 game, coming off the bench as an impact reserve... Averaged 17.7 minutes per game... Ranked sixth on the team with 184 points (5.6 per game), also adding 66 rebounds... Scored a career-high 24 points at Idaho State (Feb. 25), making 8-of-11 shots from behind the arc... The eight three-point makes were one away from tying the school record... Scored nine points in his collegiate debut (Nov. 13 vs. Boise State), shooting 3-of-5 from behind the arc.

HIGH SCHOOL: Is a 2015 graduate of Stadium High School in Tacoma, Wash. ... Averaged a double-double as a senior, with 26.5 points and 11.0 rebounds per game... Named the 4A Narrows League MVP... Also earned WBCA all-state honors... Two-time all-league pick, averaging 26.0 points per game as a junior... High school coach was David Jones.

PERSONAL: Born in Tacoma, Wash... Parents are Jeff and Kim Moorehead.



MOOREHEAD'S CAREER STATISTICS

SEASON	GP	GS	MIN	AVG	FG	FGA	PCT	FG	FGA	PCT	FT	FTA	PCT	OFF	DEF	TOT	AVG	PF	FO	AST	T/O	BLK	STL	PTS	AVG
2015-16	33	0	585	17.7	65	160	.406	48	123	.390	6	11	.545	8	58	66	2.0	47	0	20	21	3	8	184	5.6
2016-17	32	10	575	18.0	41	128	.320	27	93	.290	15	22	.682	10	81	91	2.8	69	3	18	19	9	10	124	3.9
TOTAL	65	10	1160	17.8	106	288	.368	75	216	.347	21	33	.636	18	139	157	2.4	116	3	38	40	12	18	308	4.7





MONTANA BASKETBALL

2016-17 GAME-BY-GAME STATISTICS

Opponent	Date	START	MIN	Total		3-Pointers		Free-Throws		OFF	Rebounds		PF	A	TO	BLK	STL	PTS	AVG
				FG-FGA	PCT	3FG-FGA	PCT	FT-FTA	PCT		DEF	TOT							
at USC	11/11/16	*	28	3-7	.429	1-5	.200	2-2	1.000	0	7	7	3	1	3	0	1	9	9.0
WYOMING	11/14/16	*	30	2-6	.333	1-4	.250	0-0	.000	0	3	3	2	0	0	0	0	5	7.0
vs. NC State	11/18/16	*	18	0-3	.000	0-2	.000	0-0	.000	0	2	2	0	0	0	0	0	0	4.7
vs. Washington State	11/19/16	-	20	3-10	.300	3-9	.333	0-2	.000	0	2	2	0	2	2	0	0	9	5.8
vs. Oral Roberts	11/21/16	*	21	1-4	.250	1-4	.250	0-0	.000	0	5	5	0	2	0	0	0	3	5.2
at Ole Miss	11/24/16	*	24	2-7	.286	2-6	.333	2-2	1.000	1	2	3	2	1	1	1	1	8	5.7
at South Dakota	11/27/16	*	10	0-4	.000	0-3	.000	0-0	.000	0	3	3	1	0	0	0	0	0	4.9
MILWAUKEE	12/3/16	-	12	1-1	1.000	1-1	1.000	0-0	.000	0	0	0	1	1	0	0	0	3	4.6
SAN JOSE STATE	12/7/16	-	4	0-1	.000	0-1	.000	0-0	.000	0	1	1	2	0	1	0	0	0	4.1
at Wyoming	12/10/16	-	20	1-3	.333	1-2	.500	0-0	.000	1	9	10	4	1	0	0	0	3	4.0
at Oregon	12/13/16	-	8	0-2	.000	0-1	.000	0-0	.000	0	1	1	2	1	0	0	0	0	3.6
at UC Riverside	12/17/16	-	3	0-0	.000	0-0	.000	0-0	.000	0	0	0	2	0	0	0	0	0	3.3
PEPPERDINE	12/22/16	-	17	2-5	.400	1-3	.333	1-1	1.000	0	0	0	3	0	1	0	2	6	3.5
IDAHO STATE	12/29/16	-	16	0-3	.000	0-3	.000	0-0	.000	0	1	1	1	1	1	0	1	0	3.3
WEBER STATE	12/31/16	-	27	0-3	.000	0-1	.000	1-2	.500	1	5	6	2	0	0	2	0	1	3.1
at Idaho	1/5/17	-	23	3-8	.375	2-5	.400	2-2	1.000	0	1	1	2	1	0	1	0	10	3.6
at Eastern Washington	1/7/17	-	19	0-2	.000	0-2	.000	0-0	.000	1	1	2	2	1	0	0	0	0	3.4
NORTHERN COLORADO	1/12/17	-	18	0-2	.000	0-2	.000	0-0	.000	2	4	6	3	2	1	1	0	0	3.2
NORTH DAKOTA	1/14/17	-	19	0-1	.000	0-1	.000	1-2	.500	0	2	2	2	0	1	1	0	1	3.1
at Portland State	1/19/17	-	8	0-1	.000	0-1	.000	0-0	.000	0	1	1	2	0	0	0	0	0	2.9
at Sacramento State	1/21/17	-	6	0-0	.000	0-0	.000	0-0	.000	0	0	0	5	0	0	0	0	0	2.8
EASTERN WASHINGTON	1/26/17	-	25	2-5	.400	1-3	.333	0-1	.000	0	2	2	1	0	1	0	2	5	2.9
IDAHO	1/28/17	-	16	1-6	.167	0-3	.000	2-2	1.000	3	1	4	2	0	0	1	0	4	2.9
MONTANA STATE	2/4/17	-	20	1-3	.333	1-2	.500	0-0	.000	0	2	2	4	2	1	0	0	3	2.9
at Southern Utah	2/9/17	-	25	2-5	.400	1-4	.250	0-0	.000	1	4	5	3	2	1	1	1	5	3.0
at Northern Arizona	02/11/17	-	13	2-3	.667	2-3	.667	2-4	.500	0	1	1	0	0	0	0	0	8	3.2
SACRAMENTO STATE	2/16/17	-	9	1-3	.333	0-1	.000	2-2	1.000	0	2	2	0	0	0	0	0	4	3.2
PORTLAND STATE	2/18/17	-	24	4-8	.500	2-6	.333	0-0	.000	0	6	6	4	0	1	1	0	10	3.5
at Montana State	2/25/17	*	19	3-6	.500	2-5	.400	0-0	.000	0	3	3	5	0	0	0	0	8	3.6
at Weber State	3/2/17	*	33	3-6	.500	2-3	.667	0-0	.000	0	5	5	5	0	2	0	1	8	3.8
at Idaho State	3/4/17	*	18	3-6	.500	2-3	.667	0-0	.000	0	3	3	2	0	0	0	0	8	3.9
vs. Idaho	3/9/17	*	22	1-4	.250	1-4	.250	0-0	.000	0	2	2	2	0	2	0	1	3	3.9

2015-16 GAME-BY-GAME STATISTICS

Opponent	Date	START	MIN	Total		3-Pointers		Free-Throws		OFF	Rebounds		PF	A	TO	BLK	STL	PTS	AVG
				FG-FGA	PCT	3FG-FGA	PCT	FT-FTA	PCT		DEF	TOT							
BOISE STATE	11/13/15	-	13	3-5	.600	3-5	.600	0-1	.000	0	1	1	3	0	0	0	0	9	9.0
at San Jose State	11/16/15	-	16	1-6	.167	1-5	.200	0-0	.000	0	0	0	1	1	1	0	1	3	6.0
CARROLL	11/21/15	-	7	0-2	.000	0-2	.000	0-0	.000	0	0	0	1	0	0	1	0	0	4.0
at North Dakota State	11/25/15	-	20	2-7	.286	1-4	.250	0-1	.000	0	1	1	2	1	0	1	1	5	4.3
at Pepperdine	11/29/15	-	22	3-6	.500	0-2	.000	0-0	.000	1	2	3	2	0	2	0	1	6	4.6
SAN FRANCISCO	12/4/15	-	19	3-6	.500	2-5	.400	0-0	.000	0	0	0	1	1	0	0	0	8	5.2
at Gonzaga	12/8/15	-	19	1-3	.333	0-2	.000	0-0	.000	0	1	1	0	2	0	0	0	2	4.7
at Washington	12/12/15	-	29	3-11	.273	3-9	.333	1-2	.500	2	2	4	4	0	2	0	0	10	5.4
GREAT FALLS	12/15/15	-	22	2-7	.286	2-6	.333	0-0	.000	0	0	0	2	2	2	0	1	6	5.4
at Kansas	12/19/15	-	22	1-8	.125	1-3	.333	0-0	.000	1	1	2	0	1	0	0	0	3	5.2
MONTANA-WESTERN	12/21/15	-	17	3-6	.500	3-6	.500	0-0	.000	0	6	6	2	2	1	0	0	9	5.5
at Northern Arizona	12/31/15	-	19	1-4	.250	1-4	.250	0-0	.000	0	5	5	0	3	2	0	0	3	5.3
at Southern Utah	1/2/16	-	18	3-5	.600	2-4	.500	0-0	.000	0	6	6	3	0	0	0	1	8	5.5
PORTLAND STATE	1/7/16	-	12	1-3	.333	1-3	.333	0-0	.000	0	4	4	0	1	0	0	0	3	5.4
SACRAMENTO STATE	1/9/16	-	11	1-5	.200	1-5	.200	0-0	.000	0	1	1	3	1	2	1	0	3	5.2
at Northern Colorado	1/14/16	-	26	4-10	.400	2-7	.286	2-2	1.000	1	5	6	1	1	2	0	0	12	5.6
at North Dakota	1/16/16	-	21	0-5	.000	0-2	.000	0-0	.000	0	1	1	3	2	0	0	1	0	5.3
IDAHO	1/21/16	-	15	2-5	.400	2-5	.400	0-0	.000	0	1	1	2	0	0	0	0	6	5.3
EASTERN WASHINGTON	1/23/16	-	5	0-0	.000	0-0	.000	0-0	.000	0	0	0	0	0	1	0	0	0	5.1
at Montana State	1/30/16	-	25	2-2	1.000	2-2	1.000	0-0	.000	0	4	2	0	0	0	0	0	6	5.1
at Sacramento State	2/4/16	-	13	2-3	.667	0-1	.000	1-2	.500	0	0	2	0	0	1	0	0	5	5.1
at Portland State	2/6/16	-	8	0-1	.000	0-1	.000	0-0	.000	1	1	2	0	1	0	0	0	0	4.9
SOUTHERN UTAH	2/11/16	-	21	5-5	1.000	3-3	1.000	0-0	.000	0	1	0	0	0	0	0	0	13	5.2
NORTHERN ARIZONA	2/13/16	-	11	1-3	.333	1-3	.333	0-0	.000	0	1	0	0	0	0	0	0	3	5.1
MONTANA STATE	2/20/16	-	16	1-3	.333	0-1	.000	0-0	.000	0	2	1	0	0	0	0	0	2	5.0
at Idaho State	2/25/16	-	28	8-11	.727	8-11	.727	0-0	.000	0	2	1	0	0	0	0	0	24	5.7
at Weber State	2/27/16	-	21	1-6	.167	1-4	.250	0-0	.000	0	2	4	0	0	2	0	2	3	5.6
NORTH DAKOTA	3/3/16	-	18	1-5	.200	0-3	.000	0-0	.000	0	5	5	1	0	1	0	0	2	5.5
NORTHERN COLORADO	3/5/16	-	21	1-1	1.000	1-1	1.000	0-1	.000	0	1	1	1	0	0	0	0	3	5.4
vs. Sacramento State	3/10/16	-	21	2-5	.400	2-5	.400	2-2	1.000	1	1	2	0	0	1	0	0	8	5.5
vs. Idaho	3/11/16	-	17	5-5	1.000	3-3	1.000	0-0	.000	0	1	1	3	1	0	0	0	13	5.7
vs. Weber State	3/12/16	-	17	1-3	.333	1-3	.333	0-0	.000	1	1	2	0	0	0	0	0	3	5.7
at Nevada	3/16/16	-	15	1-3	.333	1-3	.333	0-0	.000	0	0	0	0	0	1	0	0	3	5.6





O | MICHAEL OGUINE

Junior | Guard | 6-2 | 171 | Los Angeles, Calif. (Chaminade Prep H.S.)

2016-17 (SOPHOMORE): Named to the All-Big Sky Conference third team... Recipient of the Eaheart Memorial Award (most outstanding defensive player) for the second year in a row... Academic All-Big Sky Conference selection, also for the second consecutive season... Started 25 of 26 contests he played in, averaging 28.4 minutes per game... Ranked second on the team with 11.9 points per game (310 total points)... Was even better in Big Sky Conference games, averaging 13.3 points per game... Shot .481 from the floor overall, totaling 99 field goals (99-of-206)... Was UM's second-leading rebounder (156, 6.0 average), including 52 on the offensive glass... Had 37 steals (second on the team), in addition to 43 assists (fifth) and eight blocked shots (fifth)... Was one of just seven players to rank in the top 20 in the Big Sky for both scoring (20th) and rebounding (ninth) during conference action... Also ranked sixth in the Big Sky for steals... Led UM in scoring three times and rebounding 11 times... From Dec. 31-Feb. 16, led the Griz in rebounding in 10 of 13 contests, including double figures in back-to-back contests (Jan. 14 vs. North Dakota and Jan. 19 at Portland State)... In UM's win over the Bison, had a season-most 11 boards... Tallied a double-double with 10 points and 10 rebounds at Portland State (Jan. 19), also adding season highs for assists (five) and steals (four)... Scored in double figures 16 times, including five consecutive games from Jan. 19-Feb. 4... During that stretch, had back-to-back 20-point games vs. Idaho (25 on Jan. 28) and Montana State (22 on Feb. 4)... Totaled a career-most five steals in a win over Idaho State (March 4), also adding 19 points... Prior to the season, was named to the College Sports Madness All-Big Sky Preseason fourth team... Missed the first five games of the season due to injury.

2015-16 (FRESHMAN): Awarded the Eaheart Memorial Award as UM's Most Outstanding Defender... Named to the Big Sky Conference Academic All-Conference team... Had a breakout season, becoming the second-highest true freshman scorer in UM history, averaging 11 points per game... The only other player in the Montana 1,000-point club to score more points as a freshman was Kevin Criswell, with 15.1 points per game in 2002-03... Led the Grizzlies with 34 steals on the season... Was UM's second-leading rebounder, pulling down 4.4 boards per-game... Was a 40-percent field-goal shooter and shot .313 from behind the arc... Scored 17 points and pulled down five rebounds in his collegiate debut (Nov. 13 vs. Boise State)... Started in 30 of UM's 33 games.

HIGH SCHOOL: Is a 2015 graduate of Chaminade Prep High School in Chatsworth, Calif. ... Averaged 21.3 points and 7.8 rebounds per game as a senior in 2014-15... Also contributed 2.4 assists and 1.9 steals, helping the Eagles to a 22-11 record and a semifinals appearance of the Southern California Division IV regional tournament... Scored 30 or more points in five games as senior... As a junior, was a key member of the Eagles' California Division III state championship team that went 27-6... Scored a career-most 45 points, in addition to 13 rebounds, five assists and five steals, in a win over Village Christian... High school coach was Todd Wolfson.

PERSONAL: Last name is pronounced: oh-GEE-nay... Born in Chatsworth, Calif. ... Intends to major in business administration.



OGUINE'S CAREER STATISTICS

SEASON	GP	GS	MIN	AVG	FG	FGA	PCT	FG	FGA	PCT	FT	FTA	PCT	OFF	DEF	TOT	AVG	PF	FO	AST	T/O	BLK	STL	PTS	AVG
2015-16	33	30	1010	30.6	117	290	.403	31	99	.313	98	140	.700	21	125	146	4.4	97	2	61	62	13	34	363	11.0
2016-17	26	25	739	28.4	99	206	.481	19	51	.373	93	123	.756	52	104	156	6.0	91	7	43	32	8	37	310	11.9
TOTAL	59	55	1749	29.6	216	496	.435	50	150	.333	191	263	.726	73	229	302	5.1	188	9	104	94	21	71	673	11.4





MONTANA BASKETBALL

2016-17 GAME-BY-GAME STATISTICS

Opponent	Date	START	MIN	Total		3-Pointers		Free-Throws		OFF	Rebounds			PF	A	TO	BLK	STL	PTS	AVG
				FG-FGA	PCT	3FG-FGA	PCT	FT-FTA	PCT		DEF	TOT								
at USC	11/11/16	DNP																		
WYOMING	11/14/16	DNP																		
at Ole Miss	11/24/16	DNP																		
vs. NC State	11/18/16	DNP																		
vs. Washington State	11/19/16	DNP																		
vs. Oral Roberts	11/21/16	DNP																		
at South Dakota	11/27/16	-	14	2-3	.667	0-0	.000	0-1	.000	0	4	4	5	1	1	1	0	4	4.0	
MILWAUKEE	12/3/16	*	21	2-4	.500	0-1	.000	3-5	.600	3	3	6	1	2	3	1	3	7	5.5	
SAN JOSE STATE	12/7/16	*	28	4-8	.500	0-1	.000	8-8	1.000	1	6	7	2	1	0	1	0	16	9.0	
at Wyoming	12/10/16	*	25	3-7	.429	0-0	.000	8-9	.889	3	3	6	4	1	1	0	1	14	10.3	
at Oregon	12/13/16	*	30	3-10	.300	0-0	.000	6-7	.857	1	2	3	4	0	1	1	1	12	10.6	
at UC Riverside	12/17/16	*	17	1-3	.333	0-2	.000	2-4	.500	0	2	2	4	1	3	0	2	4	9.5	
PEPPERDINE	12/22/16	*	16	0-1	.000	0-1	.000	0-0	.000	0	2	2	5	2	1	0	0	0	8.1	
IDAHO STATE	12/29/16	*	23	4-7	.571	1-3	.333	0-0	.000	1	5	6	4	2	2	0	1	9	8.3	
WEBER STATE	12/31/16	*	32	3-8	.375	0-0	.000	2-2	1.000	5	6	11	2	1	0	0	0	8	8.2	
at Idaho	1/5/17	*	29	2-6	.333	1-3	.333	9-12	.750	3	6	9	4	3	0	0	2	14	8.8	
at Eastern Washington	1/7/17	*	25	5-6	.833	4-5	.800	3-4	.750	0	6	6	3	0	3	0	1	17	9.5	
NORTHERN COLORADO	1/12/17	*	34	7-10	.700	4-6	.667	0-0	.000	1	3	4	0	1	1	1	2	18	10.3	
NORTH DAKOTA	1/14/17	*	35	2-7	.286	0-2	.000	2-6	.333	3	8	11	3	3	1	0	2	6	9.9	
at Portland State	1/19/17	*	35	4-10	.400	1-3	.333	1-2	.500	3	7	10	5	5	2	0	4	10	9.9	
at Sacramento State	1/21/17	*	25	6-8	.750	1-2	.500	2-2	1.000	3	3	6	4	1	1	0	1	15	10.3	
EASTERN WASHINGTON	1/26/17	*	35	4-9	.444	0-1	.000	6-7	.857	2	5	7	3	2	2	1	2	14	10.5	
IDAHO	1/28/17	*	39	9-16	.563	2-6	.333	5-6	.833	2	5	7	5	1	3	1	1	25	11.4	
MONTANA STATE	2/4/17	*	35	6-10	.600	0-2	.000	10-11	.909	2	7	9	4	3	0	0	1	22	11.9	
at Southern Utah	2/9/17	*	25	1-4	.250	0-1	.000	2-2	1.000	0	5	5	3	1	1	1	0	4	11.5	
at Northern Arizona	2/11/17	*	25	4-8	.500	0-1	.000	1-2	.500	5	2	7	1	0	1	0	1	9	11.4	
SACRAMENTO STATE	2/16/17	*	30	5-8	.625	1-2	.500	1-2	.500	3	4	7	5	0	3	0	0	12	11.4	
PORTLAND STATE	2/18/17	*	36	3-9	.333	1-4	.250	8-9	.889	2	3	5	5	4	1	0	1	15	11.6	
at Montana State	2/25/17	*	31	3-6	.500	0-0	.000	2-5	.400	0	1	1	2	3	0	0	2	8	11.4	
at Weber State	3/2/17	*	33	5-15	.333	1-1	1.000	4-6	.667	6	2	8	4	2	1	0	3	15	11.6	
at Idaho State	3/4/17	*	32	6-13	.462	1-3	.333	6-9	.667	3	2	5	4	1	0	0	5	19	11.9	
vs. Idaho	3/9/17	*	29	5-10	.500	1-1	1.000	2-2	1.000	0	2	2	5	2	0	0	1	13	11.9	

2015-16 GAME-BY-GAME STATISTICS

Opponent	Date	START	MIN	Total		3-Pointers		Free-Throws		OFF	Rebounds			PF	A	TO	BLK	STL	PTS	AVG
				FG-FGA	PCT	3FG-FGA	PCT	FT-FTA	PCT		DEF	TOT								
at San Jose State	11/16/15	-	31	2-7	.286	1-3	.333	7-9	.778	1	3	4	3	2	2	0	1	12	14.5	
CARROLL	11/21/15	*	32	3-8	.375	1-4	.250	1-2	.500	1	3	4	2	2	2	4	1	8	12.3	
at North Dakota State	11/25/15	*	28	2-3	.667	0-0	.000	1-2	.500	0	6	6	4	2	3	1	0	5	10.5	
at Pepperdine	11/29/15	*	31	2-6	.333	0-2	.000	2-2	1.000	1	3	4	0	2	2	0	1	6	9.6	
SAN FRANCISCO	12/4/15	*	33	4-11	.364	1-2	.500	0-0	.000	0	4	4	4	4	1	1	2	9	9.5	
at Gonzaga	12/08/15	*	19	0-8	.000	0-3	.000	0-2	.000	0	3	3	1	1	2	0	1	0	8.1	
at Washington	12/12/15	*	37	7-21	.333	2-5	.400	6-10	.600	1	8	9	3	5	3	0	1	22	9.9	
GREAT FALLS	12/15/15	*	31	3-5	.600	0-1	.000	4-4	1.000	0	7	7	2	3	2	0	0	10	9.9	
at Kansas	12/19/15	*	37	0-5	.000	0-0	.000	3-4	.750	0	4	4	2	1	3	0	1	3	9.2	
MONTANA-WESTERN	12/21/15	-	19	2-5	.400	2-4	.500	2-2	1.000	0	5	5	2	0	1	0	0	8	9.1	
at Northern Arizona	12/31/15	*	38	5-10	.500	4-7	.571	2-2	1.000	1	8	9	5	1	0	1	0	16	9.7	
at Southern Utah	1/2/16	*	34	5-10	.500	0-4	.000	0-1	.000	2	8	10	2	2	0	0	0	10	9.7	
PORTLAND STATE	1/7/16	*	35	7-11	.636	2-5	.400	4-5	.800	0	3	3	1	4	3	0	0	20	10.4	
SACRAMENTO STATE	1/9/16	*	31	3-9	.333	3-6	.500	0-0	.000	0	3	3	3	4	3	2	0	9	10.3	
at Northern Colorado	1/14/16	*	32	3-8	.375	2-4	.500	3-7	.429	1	4	5	3	2	3	0	1	11	10.4	
at North Dakota	1/16/16	*	35	5-12	.417	1-5	.200	3-8	.375	3	3	6	4	1	1	0	2	14	10.6	
IDAHO	1/21/16	*	33	1-7	.143	1-4	.250	1-2	.500	0	2	2	4	2	2	0	4	4	10.2	
EASTERN WASHINGTON	1/23/16	*	26	4-8	.500	0-2	.000	0-0	.000	0	6	6	4	1	1	0	2	8	10.1	
at Montana State	1/30/16	*	28	7-15	.467	1-2	.500	6-7	.857	2	4	4	0	1	2	1	0	21	10.7	
at Sacramento State	2/4/16	*	27	2-10	.200	1-3	.333	1-2	.500	0	4	2	0	4	4	1	0	6	10.4	
at Portland State	02/06/16	*	37	3-8	.375	0-2	.000	1-4	.250	0	4	3	0	1	1	0	2	7	10.3	
SOUTHERN UTAH	02/11/16	*	25	3-6	.500	2-3	.667	2-2	1.000	2	3	1	0	3	2	0	1	10	10.3	
NORTHERN ARIZONA	02/13/16	*	26	5-7	.714	1-3	.333	5-5	1.000	0	0	3	0	1	2	1	0	16	10.5	
MONTANA STATE	02/20/16	*	34	7-13	.538	1-3	.333	12-14	.857	0	5	5	1	2	3	0	3	27	11.2	
at Idaho State	2/25/16	*	18	3-7	.429	1-3	.333	2-2	1.000	0	2	4	0	1	1	0	0	9	11.1	
at Weber State	2/27/16	*	37	8-16	.500	0-1	.000	5-7	.714	3	8	4	0	1	2	0	1	21	11.4	
NORTH DAKOTA	3/3/16	*	31	4-10	.400	2-3	.667	2-4	.500	0	1	3	0	1	0	0	3	12	11.5	
NORTHERN COLORADO	03/5/16	*	31	4-10	.400	2-7	.286	4-4	1.000	1	2	3	4	1	3	0	0	14	11.6	
vs. Sacramento State	3/10/16	*	29	0-5	.000	0-3	.000	5-6	.833	0	3	3	4	2	0	0	1	5	11.3	
vs. Idaho	3/11/16	*	30	4-8	.500	0-1	.000	5-7	.714	0	5	5	4	1	4	0	2	13	11.4	
vs. Weber State	3/12/16	*	32	3-8	.375	0-1	.000	0-0	.000	2	2	4	0	0	1	0	2	6	11.2	
at Nevada	3/16/16	*	29	2-6	.333	0-1	.000	0-0	.000	0	1	4	0	2	2	0	1	4	11.0	





4 | SAYEED PRIDGETT

Sophomore | Guard | 6-5 | 195 | Oakland, Calif. (El Cerrito H.S.)

2016-17 (Freshman): Recipient of the Ryan Dick Award (most improved player)... Played in 31 of 32 contests, earning 11 starts, as a true freshman... Totaled 99 made field goals at a .524 clip (99-of-189; ninth in the Big Sky Conference)... Ranked third on the team with 121 rebounds (3.9 average)... Totaled 44 assists (fourth), 16 blocked shots (second) and 11 steals (sixth)... Tallied 251 points on the season, an average of 8.1 per game (fourth)... Was effective from the charity stripe, making 52-of-66 free-throw attempts (.788)... Led UM in scoring five times, including three of the Grizzlies' first five contests (Nov. 11-27)... Had a career-most 28 points at Sacramento State (Jan. 21), shooting 12-of-17 from the field and also adding three assists... Recorded 20 points in his collegiate debut vs. Wyoming (Nov. 14)... Had three blocks in games against Wyoming (Nov. 14) and at UC Riverside (Dec. 17)... In the game vs. the Cowboys, Pridgett led the Grizzlies with 20 points and three assists to go along with his three blocked shots and a career-high two steals... Led UM in steals seven times and blocked shots a team-high eight times... Tallied 10 double-digit scoring games, including two with eight re-

bounds, nearing double-doubles... Brought down a career-most nine rebounds in UM's regular-season finale at Idaho State (March 4), a big win that gave the Griz a bye in the first round of the Big Sky tournament.

High School: Is a 2016 graduate of El Cerrito High School in California... Averaged 17 points, 6.5 rebounds and 3.5 assists per game during his junior season, helping the Gauchos to a 10-0 record in league play and 29-4 overall... Was listed as the fifth-best 2016 prospect in northern California by NorCalPreps.com and one of the five best in the Bay Area by SFGate.com... Rated as a three-star prospect by Rivals and Scout... Committed to Montana over reported offers from Oregon State, Creighton, Saint Mary's, San Francisco and Weber State.



PRIDGETT'S CAREER STATISTICS

SEASON	GP	GS	MIN	AVG	FG	FGA	PCT	FG	FGA	PCT	FT	FTA	PCT	OFF	DEF	TOT	AVG	PF	FO	AST	T/O	BLK	STL	PTS	AVG
2016-17	31	11	606	19.5	99	189	.524	1	10	.100	52	66	.788	33	88	121	3.9	79	0	44	45	16	11	251	8.1
TOTAL	31	11	606	19.5	99	189	.524	1	10	.100	52	66	.788	33	88	121	3.9	79	0	44	45	16	11	251	8.1





MONTANA BASKETBALL

2016-17 GAME-BY-GAME STATISTICS

Opponent	Date	START	MIN	Total		3-Pointers		Free-Throws		OFF	Rebounds		PF	A	TO	BLK	STL	PTS	AVG
				FG-FGA	PCT	3FG-FGA	PCT	FT-FTA	PCT		DEF	TOT							
at USC	11/11/16	-	17	0-3	.000	0-1	.000	1-2	.500	0	2	2	3	0	3	1	0	1	1.0
WYOMING	11/14/16	-	27	7-9	.778	1-2	.500	5-6	.833	1	3	4	4	3	3	3	1	20	10.5
vs. NC State	11/18/16	-	24	5-5	1.000	0-0	.000	2-2	1.000	0	1	1	3	1	2	0	0	12	11.0
vs. Washington State	11/19/16	*	19	1-6	.167	0-1	.000	1-2	.500	1	2	3	3	1	0	0	0	3	9.0
vs. Oral Roberts	11/21/16	-	21	5-8	.625	0-1	.000	3-3	1.000	3	5	8	3	2	1	0	0	13	9.8
at Ole Miss	11/24/16	-	25	7-14	.500	0-1	.000	5-6	.833	3	2	5	4	2	2	0	0	19	11.3
at South Dakota	11/27/16	-	25	6-8	.750	0-0	.000	2-2	1.000	2	3	5	3	2	3	0	0	14	11.7
MILWAUKEE	12/3/16	*	9	3-7	.429	0-0	.000	0-0	.000	1	1	2	1	0	1	1	0	6	11.0
SAN JOSE STATE	12/7/16	*	9	2-3	.667	0-0	.000	0-0	.000	0	0	0	4	0	3	0	0	4	10.2
at Wyoming	12/10/16	*	24	3-9	.333	0-2	.000	3-4	.750	0	6	6	4	3	2	0	2	9	10.1
at Oregon	12/13/16	*	27	2-7	.286	0-0	.000	1-2	.500	3	3	6	2	2	1	0	1	5	9.6
at UC Riverside	12/17/16	*	23	3-9	.333	0-0	.000	4-4	1.000	1	4	5	3	0	4	3	1	10	9.7
PEPPERDINE	12/22/16	*	11	0-3	.000	0-1	.000	4-4	1.000	1	1	2	0	0	1	0	0	4	9.2
IDAHO STATE	12/29/16	*	18	2-5	.400	0-1	.000	1-2	.500	1	5	6	1	1	2	0	0	5	8.9
WEBER STATE	12/31/16	*	18	1-4	.250	0-0	.000	2-4	.500	1	2	3	1	0	0	0	0	4	8.6
at Idaho	1/5/17	-	18	3-5	.600	0-0	.000	0-0	.000	2	2	4	2	1	1	1	0	6	8.4
at Eastern Washington	1/7/17	-	13	2-4	.500	0-0	.000	0-0	.000	0	5	5	1	1	0	0	0	4	8.2
NORTHERN COLORADO	1/12/17	-	17	2-4	.500	0-0	.000	0-0	.000	1	3	4	4	4	1	0	1	4	7.9
NORTH DAKOTA	1/14/17	-	4	0-2	.000	0-0	.000	0-0	.000	0	0	0	0	0	0	0	0	0	7.5
at Portland State	01/19/17	-	11	0-0	.000	0-0	.000	0-0	.000	0	3	3	2	0	1	0	0	0	7.2
at Sacramento State	1/21/17	-	31	12-17	.706	0-0	.000	4-5	.800	1	3	4	1	3	1	0	1	28	8.1
EASTERN WASHINGTON	1/26/17	*	38	5-11	.455	0-0	.000	1-2	.500	2	3	5	2	4	2	0	1	11	8.3
IDAHO	1/28/17	*	25	2-4	.500	0-0	.000	0-0	.000	0	6	6	3	0	1	0	0	4	8.1
MONTANA STATE	2/4/17	-	16	2-3	.667	0-0	.000	4-4	1.000	1	2	3	2	1	0	1	0	8	8.1
at Southern Utah	2/9/17	-	28	8-13	.615	0-0	.000	3-5	.600	2	3	5	3	2	2	1	0	19	8.5
at Northern Arizona	2/11/17	-	13	4-4	1.000	0-0	.000	0-0	.000	0	4	4	4	1	1	0	0	8	8.5
SACRAMENTO STATE	2/16/17	-	18	1-3	.333	0-0	.000	0-0	.000	0	1	1	2	3	0	2	0	2	8.3
PORTLAND STATE	2/18/17	DNP																	
at Montana State	2/25/17	-	13	3-5	.600	0-0	.000	0-0	.000	0	1	1	3	0	1	0	0	6	8.2
at Weber State	3/2/17	-	21	4-6	.667	0-0	.000	4-5	.800	2	6	8	4	3	1	1	1	12	8.3
at Idaho State	3/4/17	-	24	3-6	.500	0-0	.000	2-2	1.000	3	6	9	4	2	3	1	1	8	8.3
vs. Idaho	3/9/17	-	19	1-2	.500	0-0	.000	0-0	.000	1	0	1	3	2	2	1	1	2	8.1





14 | AHMAAD RORIE

RS-Junior | Guard | 6-1 | 175 | Tacoma, Wash. (Oregon/Lincoln H.S.)

2016-17 (SOPHOMORE): Named to the All-Big Sky Conference second team... Recipient of the Carl E. Dragstedt Award (team's most valuable player)... Named Big Sky Conference Player of the Week on March 4... Started 31 contests for the Grizzlies, leading UM in minutes played (32.5 per game), points (547, 17.6 average) and assists (97)... Totaled 192 made field goals, nearly double the next-highest on the team (.449 percentage; 192-of-428)... Ranked first in the conference with a 2.1 assist-to-turnover ratio (97:47)... As a team, UM had the 12th-fewest turnovers in Division I in 2016-17... Led UM in scoring 15 times, with the Griz going 11-4 in those contests... Totaled 63 three-pointers, a team best (63-of-164; .384)... Was highly effective at the free-throw line, knocking down 100-of-120 attempts (.833)... Ranked fourth on the team with 109 rebounds (3.5 average)... Ranked third with 26 steals... Was even better during 17 conference games, averaging 19.4 points (eighth in Big Sky)... Also ranked eighth in the Big Sky for assists and fifth for free-throw percentage... Was in doubles figures in 27 of 30 contests, including the first seven and 12 in a row from Dec. 13-Feb. 4... Eight of those contests were 20-plus scoring affairs... Averaged 22.58 points per game during that stretch, including a career-most 29 at Portland State (Jan. 19)... That night, he also

had career highs for field goals (11-of-19), rebounds (seven) and minutes played (38)... Named the Big Sky Conference Player of the Week on March 4 after combining for 50 points in wins at Weber State (March 2) and Idaho State (March 4) and assuring UM of a first-round bye in the Big Sky tournament... Led UM in assists a team-most 15 times, including three of the final five regular-season contests... Had a career-most eight dimes in a win over Pepperdine (Dec. 22)... Also recorded 21 points and three steals vs. the Waves... Led UM in scoring in four consecutive games, including back-to-back contests vs. Eastern Washington (Jan. 26) and Idaho (Jan. 28)... Led UM in steals four times, including five in a win over Idaho State to close the regular season (March 4).

2015-16 (REDSHIRT): Redshirted during his first season in Missoula after transferring to UM from Oregon.

2014-15 (OREGON): Spent his freshman season at Oregon... Made 15 starts and appeared in all 36 games for the Ducks, who went 26-10 and advanced to the Pac-12 finals and second round of the NCAA tournament... Ranked third on the team in assists with 66, and finished the season shooting 74.4 percent from the free throw line... Totaled 149 points and 79 rebounds... Reached double digits in points scored six times, including 10 in a home win over UCLA (Jan. 24), going a perfect 4-of-4 from the field... Enjoyed a career-high 11 points against Illinois (Dec. 13)... Logged career highs for assists (eight), rebounds (six) and minutes (41) at Washington State (Jan. 15)... Had a well-rounded game in a home win over Oregon State (March 4), scoring five points, grabbing four rebounds and recording three assists... Had three blocks in a win over Portland State (Nov. 30), helping the Ducks set UO's single-game blocks record with 12... Was a perfect 4-of-4 from the line in a win against Toledo (Nov. 21) ... Dished out four assists against Detroit (Nov. 17), tying for the team high ... Made his collegiate debut vs. Coppin State (Nov. 15), scoring 10 points with two made three-pointers.

HIGH SCHOOL: Is a 2014 graduate of Lincoln High School in Washington... Rated as the No. 3 prep prospect in the state of Washington (ESPN)... Scored more than 2,000 career points... As a senior in 2013-14, averaged 15 points per game to go along with six assists and six rebounds... As a junior, put up 21 points per game, in addition to five assists and five rebounds per game... Shot 54 percent from the field and 42 percent from three-point range... While attending Clover Park High School as a freshman (2010-11), helped his team win the Washington 2A state title, averaging 33 points per game in the state tournament... Was rated as a three-star prospect by ESPN, given a grade of 79.

PERSONAL: Last name is pronounced: roar-ee... Born in Tacoma, Wash. ... Parents are Amiri Rorie and Rhonetta Thomas ... Major is communications.



RORIE'S CAREER STATISTICS

SEASON	GP	GS	MIN	AVG	FG	FGA	PCT	FG	FGA	PCT	FT	FTA	PCT	OFF	DEF	TOT	AVG	PF	FO	AST	T/O	BLK	STL	PTS	AVG
2014-15*	36	15	675	18.8	52	125	.416	16	48	.333	29	39	.744	14	65	79	2.2	45	0	66	36	4	6	149	4.1
2015-16																									
Did Not Play - Redshirt Season																									
2016-17	31	31	1007	32.5	192	428	.449	63	164	.384	100	120	.833	25	84	109	3.5	66	0	97	47	7	26	547	17.6
UM TOTAL	31	31	1007	32.5	192	428	.449	63	164	.384	100	120	.833	25	84	109	3.5	66	0	97	47	7	26	547	17.6
DI TOTAL	67	46	1682	25.1	244	553	.441	79	212	.373	129	159	.811	39	149	188	2.8	111	0	163	83	11	32	696	10.4

* Stats are from freshman season at University of Oregon



MONTANA BASKETBALL



2016-17 GAME-BY-GAME STATISTICS

Opponent	Date	START	MIN	Total		3-Pointers		Free-Throws		OFF	Rebounds			PF	A	TO	BLK	STL	PTS	AVG
				FG-FGA	PCT	3FG-FGA	PCT	FT-FTA	PCT		DEF	TOT								
at USC	11/11/16	*	35	8-15	.533	5-8	.625	0-2	.000	1	2	3	3	0	2	0	0	21	21.0	
WYOMING	11/14/16	*	34	3-11	.273	0-2	.000	4-7	.571	1	4	5	0	3	2	1	1	10	15.5	
vs. NC State	11/18/16	*	36	5-11	.455	4-8	.500	1-1	1.000	0	2	2	3	3	4	0	0	15	15.3	
vs. Washington State	11/19/16	*	31	4-13	.308	1-5	.200	1-2	.500	1	1	2	3	2	0	0	1	10	14.0	
vs. Oral Roberts	11/21/16	*	28	5-11	.455	3-6	.500	3-3	1.000	0	6	6	2	6	3	0	0	16	14.4	
at Ole Miss	11/24/16	*	27	5-12	.417	3-8	.375	5-6	.833	1	3	4	3	4	0	0	1	18	15.0	
at South Dakota	11/27/16	*	26	2-8	.250	0-2	.000	2-2	1.000	0	2	2	2	3	1	1	0	6	13.7	
MILWAUKEE	12/3/16	*	35	8-16	.500	3-7	.429	2-2	1.000	0	2	2	1	2	1	0	0	21	14.6	
SAN JOSE STATE	12/7/16	*	27	4-9	.444	0-2	.000	5-5	1.000	1	3	4	3	4	3	0	2	13	14.4	
at Wyoming	12/10/16	*	26	3-11	.273	1-4	.250	0-0	.000	3	3	6	3	0	1	1	0	7	13.7	
at Oregon	12/13/16	*	34	9-20	.450	1-5	.200	0-0	.000	0	5	5	1	3	4	0	1	19	14.2	
at UC Riverside	12/17/16	*	34	9-16	.563	1-4	.250	6-6	1.000	1	4	5	2	3	2	0	2	25	15.1	
PEPPERDINE	12/22/16	*	37	7-15	.467	3-4	.750	4-5	.800	0	5	5	1	8	1	0	3	21	15.5	
IDAHO STATE	12/29/16	*	32	10-14	.714	4-6	.667	0-0	.000	1	1	2	2	6	0	0	1	24	16.1	
WEBER STATE	12/31/16	*	36	6-18	.333	3-5	.600	7-8	.875	1	0	1	2	2	0	0	0	22	16.5	
at Idaho	1/5/17	*	36	5-13	.385	4-11	.364	5-6	.833	0	1	1	2	4	1	0	1	19	16.7	
at Eastern Washington	1/7/17	*	34	3-10	.300	1-4	.250	5-6	.833	1	3	4	1	1	1	0	2	12	16.4	
NORTHERN COLORADO	1/12/17	*	29	7-13	.538	3-4	.750	2-2	1.000	0	3	3	2	4	2	0	2	19	16.6	
NORTH DAKOTA	1/14/17	*	35	7-16	.438	0-3	.000	6-6	1.000	1	4	5	2	3	0	1	1	20	16.7	
at Portland State	01/19/17	*	38	11-19	.579	3-9	.333	4-6	.667	0	7	7	3	5	2	0	2	29	17.4	
at Sacramento State	1/21/17	*	36	8-17	.471	4-9	.444	2-2	1.000	0	3	3	4	3	0	0	0	22	17.6	
EASTERN WASHINGTON	1/26/17	DNP																		
IDAHO	1/28/17	*	36	4-14	.286	2-5	.400	1-2	.500	1	1	2	1	3	4	0	3	11	17.3	
MONTANA STATE	2/4/17	*	30	8-12	.667	1-2	.500	11-11	1.000	0	4	4	3	1	4	2	0	28	17.7	
at Southern Utah	2/9/17	*	12	0-4	.000	0-4	.000	2-2	1.000	1	0	1	2	1	0	0	0	2	17.1	
at Northern Arizona	2/11/17	*	30	5-10	.500	2-5	.400	2-2	1.000	1	2	3	2	2	1	0	0	14	17.0	
SACRAMENTO STATE	2/16/17	*	30	5-14	.357	0-3	.000	0-3	.000	2	4	6	0	6	1	0	0	10	16.7	
PORTLAND STATE	2/18/17	*	37	9-15	.600	2-5	.400	8-10	.800	1	3	4	4	5	3	1	1	28	17.1	
at Montana State	2/25/17	*	37	7-18	.389	1-7	.143	4-4	1.000	1	4	5	3	2	1	0	0	19	17.2	
at Weber State	3/2/17	*	37	10-22	.455	3-6	.500	0-0	.000	3	1	4	0	3	2	0	0	23	17.4	
at Idaho State	3/4/17	*	35	10-16	.625	3-5	.600	4-4	1.000	1	0	1	2	5	1	0	0	27	17.7	
vs. Idaho	3/9/17	*	37	5-15	.333	2-6	.333	4-5	.800	1	1	2	1	0	0	0	2	16	17.6	





13 | TREVER SPOJA

RS-Sophomore | Guard | 6-3 | 164 | Billings, Mont. (Billings West H.S.)

2016-17 (FRESHMAN): Saw action in eight contests, totaling 10 points on 3-of-7 shooting... Converted 2-of-5 three-point attempts... Made his collegiate debut vs. Washington State (Nov. 19), tallying an assist in seven minutes... First point came on a free throw vs. Oral Roberts (Nov. 21)... Had four points vs. Northern Colorado (Jan. 12), hitting a three-pointer and free throw in two minutes of action.

2015-16 (REDSHIRT): Redshirted during his first season at Montana.

HIGH SCHOOL: Is a 2015 graduate of Billings West High School in Montana... As a senior in 2014-15, earned second-team all-conference honors... Named to the state all-tournament team after helping the Bears to a runner-up finish... High school coach was Kelly Darragh.

PERSONAL: Last name is pronounced: spoy-uh... Born in Billings, Mont. ... Parents are Chris and Debra Spoja... Father played basketball at Montana from 1992-97... Sister, Payton, is a freshman on the Griz volleyball team... Intends to major in business administration.



SPOJA'S CAREER STATISTICS

SEASON	GP	GS	MIN	AVG	FG	FGA	PCT	FG	FGA	PCT	FT	FTA	PCT	OFF	DEF	TOT	AVG	PF	FO	AST	T/O	BLK	STL	PTS	AVG
2015-16	Did Not Play - Redshirt Season																								
2016-17	8	0	19	2.4	3	7	.429	2	5	.400	2	4	.500	0	0	0	0.0	3	0	1	1	0	0	10	1.3
TOTAL	8	0	19	2.4	3	7	.429	2	5	.400	2	4	.500	0	0	0	0.0	3	0	1	1	0	0	10	1.3



MONTANA BASKETBALL



2016-17 GAME-BY-GAME STATISTICS

Opponent	Date	START	MIN	Total		3-Pointers		Free-Throws		OFF	Rebounds			A	TO	BLK	STL	PTS	AVG
				FG-FGA	PCT	3FG-FGA	PCT	FT-FTA	PCT		DEF	TOT	PF						
at USC	11/11/16	DNP																	
WYOMING	11/14/16	DNP																	
vs. NC State	11/18/16	DNP																	
vs. Washington State	11/19/16	-	7	0-1	.000	0-1	.000	0-0	.000	0	0	0	0	1	0	0	0	0	0.0
vs. Oral Roberts	11/21/16	-	3	0-1	.000	0-1	.000	1-2	.500	0	0	0	3	0	1	0	0	1	0.5
at Ole Miss	11/24/16	DNP																	
at South Dakota	11/27/16	DNP																	
MILWAUKEE	12/3/16	DNP																	
SAN JOSE STATE	12/7/16	-	1	0-0	.000	0-0	.000	0-0	.000	0	0	0	0	0	0	0	0	0	0.3
at Wyoming	12/10/16	DNP																	
at Oregon	12/13/16	DNP																	
at UC Riverside	12/17/16	DNP																	
PEPPERDINE	12/22/16	DNP																	
IDAHO STATE	12/29/16	-	2	0-1	.000	0-1	.000	0-0	.000	0	0	0	0	0	0	0	0	0	0.3
WEBER STATE	12/31/16	DNP																	
at Idaho	1/5/17	DNP																	
at Eastern Washington	1/7/17	DNP																	
NORTHERN COLORADO	1/12/17	-	2	1-2	.500	1-1	1.000	1-2	.500	0	0	0	0	0	0	0	0	4	1.0
NORTH DAKOTA	1/14/17	DNP																	
at Portland State	1/19/17	DNP																	
at Sacramento State	1/21/17	DNP																	
EASTERN WASHINGTON	1/26/17	-	1	1-1	1.000	1-1	1.000	0-0	.000	0	0	0	0	0	0	0	0	3	1.3
IDAHO	1/28/17	DNP																	
MONTANA STATE	2/4/17	DNP																	
at Southern Utah	2/9/17	DNP																	
at Northern Arizona	2/11/17	DNP																	
SACRAMENTO STATE	2/16/17	DNP																	
PORTLAND STATE	2/18/17	DNP																	
at Montana State	2/25/17	-	1	0-0	.000	0-0	.000	0-0	.000	0	0	0	0	0	0	0	0	0	1.1
at Weber State	3/2/17	DNP																	
at Idaho State	3/4/17	-	2	1-1	1.000	0-0	.000	0-0	.000	0	0	0	0	0	0	0	0	2	1.3
vs. Idaho	3/9/17	DNP																	





40 | ADMIR BESOVIC

Freshman | Center | 7-0 | 240 | Sarajevo, Bosnia and Herzegovina (Virginia Episcopal School)

PREP SCHOOL: Attended the Virginia Episcopal School in Lynchburg, Va. ... Averaged 11.2 points and 6.8 rebounds per game in 2016-17... Also contributed 13 steals and 10 blocks for the Bishops, who went 16-8... Was a team captain... Earned numerous all-area accolades by various newspapers in the Lynchburg area... Named team's player of the game three times... Previously

played professional basketball in his native country of Bosnia and Herzegovina.

PERSONAL: Named is pronounced: ADD-meer BAY-so-VICH... Born in Sarajevo, Bosnia and Herzegovina... Undecided on a major.



3 | NIKO BEVENS

Sophomore | Guard | 6-6 | 214 | Beaverton, Ore. (North Idaho College/Beaverton H.S.)

2016-17 (NORTH IDAHO COLLEGE): Played one season at North Idaho College, helping the Cardinals to an NWAC Eastern Conference championship... Successfully made 50 percent of his three-point attempts, draining 111... One of five players nationally (NCAA DI, DII and DIII) to shoot 50 percent or better from three-point range in 2016-17... Made five or more three-pointers in eight different games, including a career-high 11-of-15 for 36 points against Elite Prep... Played in 29 contests for the Cardinals, averaging 14.0 points per game.

HIGH SCHOOL: Is a 2016 graduate of Beaverton High School in Oregon... Earned numerous all-league honors and was an Oregon All-Star... Was part of the 50/40/90 club, shooting 48 percent from three-point range... Helped the Beavers to a Metro League championship and state playoffs berth in 2016 ... Began his prep career at Westview High School.

PERSONAL: Born in Beaverton, Ore. ... Parents are Brian and Shirley Bevens... Has one sister, Nina, and two brothers, Joe and Jack... Undecided on a major.





10 | LARS ESPE

Freshman | Guard | 6-1 | 165 | Bergen, Norway (Gimle BBK/Metis Videregaaende)

PREVIOUSLY: Played for Gimle BBK club in Bergen, Norway... Named the 2016-17 Young Player of the Year in the BLNO, Norway's premier professional basketball league... In two seasons with Gimle BBK, he played 43 games and made 31 starts, averaging more than 15 points per game... Added 166 assists, 108 of which came during the 2016-17 season (5.0 per game)... Had an assist-to-turnover ratio of nearly 2-to-1... Also represented Norway on the international stage from 2014-17... Competed at the U-16 European-B championships in 2014 before captaining the Norwegian U-18 national team in 2016-17.



1 | TIMMY FALLS

Freshman | Guard | 6-2 | 171 | Dublin, Calif. (Dublin H.S.)

HIGH SCHOOL: Is a 2017 graduate of Dublin High School in California... In 32 games as a senior, averaged 15.3 points per game... Also contributed 3.5 assists, 2.5 rebounds, 2.7 steals and 1.0 blocks per game... Named the 2016-17 East Bay Athletic League MVP... Also selected to the first-team All-Metro team by the Bay Area News Group and the 2016-17 MaxPreps All-Northern Cali-

fornia third team... Helped the Gaels to a 29-5 record, including an 11-2 mark in league play.

PERSONAL: Born in Dublin, Calif. ... Committed to Montana over reported offers from San José State and Weber State... First visited campus in August 2015, as a junior, and committed later that year, in February 2016... Undecided on a major.





32 | PETER JONES

Freshman | Forward | 6-8 | 225 | Seattle, Wash. (O'Dea H.S.)

HIGH SCHOOL: Is a 2017 graduate of O'Dea High School in Seattle, Wash. ... Played in 26 games as a senior, averaging 4.8 points per game... Helped his team advance to the state championship game as a junior... Also played for Seattle Pride... Was a three-time state-qualifier in the high jump, discus and hurdles.

PERSONAL: Born in Seattle, Wash. ... Parents are Donny and Theresa Jones... Has an older brother, Jeff... Majoring in business management... Also competing on Montana's track & field team.



33 | KELBY KRAMER

Freshman | Center | 6-10 | 220 | Rock Springs, Wyo. (Rock Springs H.S.)

HIGH SCHOOL: Is a 2017 graduate of Rock Springs High School in Wyoming... Rated as the second-best prospect in the state of Wyoming, according to MaxPreps... One of five players named to USA Today's All-USA Wyoming Boys Basketball Team... Also earned first-team all-conference and all-state recognition... As a senior, averaged 13.3 points, 11.1 rebounds and 3.0 blocks per game...

He led the state for rebound and blocks and was the only 4A player to average a double-double... Helped his school to a 16-8 record and state runner-up finish... Also was a successful tennis player, placing as a top-four finisher at the Wyoming state tournament as a team captain... Held a 3.9 GPA.

PERSONAL: Born in Rock Springs, Wyo. ... Parents both played basketball in the state of Montana – his father played for Montana Tech and mother played for Rocky Mountain College in Billings... Major is computer science.





5 | KARL NICHOLAS

Freshman | Guard | 6-7 | 185 | Pearland, Texas (Glenda Dawson H.S.)

HIGH SCHOOL: Is a 2017 graduate of Glenda Dawson High School, south of Houston... Named the 2016-17 Texas District 22-6A MVP... Helped the Eagles to a 27-8 mark during his senior season, including 11-1 in league play... Rated as the 17th-best prep prospect in the state of Texas.

PERSONAL: Born in Pearland, Texas... First player from Texas to ever play for UM... Undecided on a major.



MONTANA BASKETBALL



2016-17 RESULTS/STATISTICS

DATE	OPPONENT	W/L	SCORE ..	ATTEND
11/11/16	at USC	L	61-75	3513
11/14/16	WYOMING	L	72-73	3318
11/18/16	vs. N.C. State	L	72-85	-
11/19/16	vs. Washington State	L	63-87	1831
11/21/16	vs. Oral Roberts	W	68-47	-
11/24/16	at Ole Miss	L	81-86	7358
11/27/16	at South Dakota	L	67-72	1399
12/3/16	MILWAUKEE	W	75-69	3369
12/7/16	SAN JOSE STATE	W	81-62	3024
12/10/16	at Wyoming	L	83-85	4749
12/13/16	at Oregon	L	67-81	6689
12/17/16	at UC Riverside	W	71-63	299
12/22/16	PEPPERDINE	W	71-70	3476
12/29/16	IDAHO STATE*	W	74-62	3848
12/31/16	WEBER STATE*	L (ot)	81-84	3710
1/5/17	at Idaho*	W	70-57	813
1/7/17	at Eastern Washington*	W	65-59	2107
1/12/17	NORTHERN COLORADO*	W	89-68	3438
1/14/17	NORTH DAKOTA*	W	76-70	3719
1/19/17	at Portland State*	L	79-88	728
1/21/17	at Sacramento State*	L	83-92	1112
1/26/17	EASTERN WASHINGTON*	L	60-72	3637
1/28/17	IDAHO*	L (ot)	77-85	3935
2/4/17	MONTANA STATE*	W	90-84	5546
2/9/17	at Southern Utah*	W	70-55	1923
2/11/17	at Northern Arizona*	W	76-59	1453
2/16/17	SACRAMENTO STATE*	L	65-67	4023
2/18/17	PORTLAND STATE*	W	85-82	4465
2/25/17	at Montana State*	L	69-78	6772
3/2/17	at Weber State*	W	78-74	6431
3/4/17	at Idaho State*	W	95-76	1795
3/9/17	vs. Idaho*	L	77-81	1762

*Big Sky Conference game

RECORD:	OVERALL ...	HOME ..	AWAY ..	NEUTRAL
ALL GAMES	16-16	8-5	7-8	1-3
CONFERENCE	11-7	5-4	6-3	0-0
NON-CONFERENCE ..	5-9	3-1	1-5	1-3

TEAM STATISTICS	UM	OPP
SCORING	2391	2348
Points per game	74.7	73.4
Scoring margin	+1.3	-
FIELD GOALS-ATT	843-1880	802-1736
Field goal pct448462
3 POINT FG-ATT	238-667	202-585
3-point FG pct357345
3-pt FG made per game	7.4	6.3
FREE THROWS-ATT	467-621	542-772
Free throw pct752702
F-Throws made per game	14.6	16.9
REBOUNDS	1084	1082
Rebounds per game	33.9	33.8
Rebounding margin	+0.1	-
ASSISTS	416	362
Assists per game	13.0	11.3
TURNOVERS	345	404
Turnovers per game	10.8	12.6
Turnover margin	+1.8	-
Assist/turnover ratio	1.2	0.9
STEALS	181	166
Steals per game	5.7	5.2
BLOCKS	91	130
Blocks per game	2.8	4.1
ATTENDANCE	49508	50734
Home games-Avg/Game	13-3808	15-3143
Neutral site-Avg/Game	-	4-898

SCORE BY PERIODS:	1ST	2ND	OT	TOTAL
Montana	1123	1248	20	2391
Opponents	1063	1254	31	2348



MONTANA BASKETBALL



2016-17 SEASON STATISTICS - ALL GAMES

RECORD:	OVERALL	HOME	AWAY	NEUTRAL
ALL GAMES	16-16	8-5	7-8	1-3
CONFERENCE	11-7	5-4	6-3	0-0
NON-CONFERENCE	5-9	3-1	1-5	1-3

#	Player	gp-gs	min	avg	Total		3-Point		F-Throw		Rebounds				pf	dq	a	to	blk	stl	pts	avg
					fg-fga	fg%	3fg-fga	3fg%	ft-fa	ft%	off	def	tot	avg								
14	Ahmaad Rorie	31-31	1007	32.5	192-428	.449	63-164	.384	100-120	.833	25	84	109	3.5	66	0	97	47	7	26	547	17.6
00	Michael Oguine	26-25	739	28.4	99-206	.481	19-51	.373	93-123	.756	52	104	156	6.0	91	7	43	32	8	37	310	11.9
05	Walter Wright	31-7	678	21.9	110-280	.393	25-95	.263	84-97	.866	8	47	55	1.8	59	0	90	65	2	12	329	10.6
04	Sayeed Pridgett	31-11	606	19.5	99-189	.524	1-10	.100	52-66	.788	33	88	121	3.9	79	0	44	45	16	11	251	8.1
20	Fabijan Krslovic	32-32	882	27.6	97-175	.554	0-0	.000	50-79	.633	72	134	206	6.4	99	6	46	49	20	38	244	7.6
31	Jack Lopez	32-31	787	24.6	71-174	.408	54-123	.439	21-30	.700	16	86	102	3.2	89	3	22	28	8	12	217	6.8
33	Jared Samuelson	32-1	367	11.5	65-114	.570	1-3	.333	33-49	.673	30	46	76	2.4	55	1	11	21	11	10	164	5.1
24	Bobby Moorehead	32-10	575	18.0	41-128	.320	27-93	.290	15-22	.682	10	81	91	2.8	69	3	18	19	9	10	124	3.9
34	Brandon Gfeller	32-11	402	12.6	43-111	.387	31-86	.360	7-14	.500	9	33	42	1.3	49	0	12	12	3	11	124	3.9
01	Mario Dunn	25-1	339	13.6	23-60	.383	15-37	.405	5-9	.556	8	25	33	1.3	34	0	31	17	7	13	66	2.6
15	Trever Spoja	8-0	19	2.4	3-7	.429	2-5	.400	2-4	.500	0	0	0	0.0	3	0	1	1	0	0	10	1.3
30	Gavin DeJong	7-0	27	3.9	0-4	.000	0-0	.000	3-4	.750	1	3	4	0.6	4	0	0	1	0	1	3	0.4
32	Aaron Misipeka-Ward	10-0	22	2.2	0-4	.000	0-0	.000	2-4	.500	3	5	8	0.8	2	0	1	1	0	0	2	0.2
Team											43	38	81		2			7				
Total.....		32	6450		843-1880	.448	238-667	.357	467-621	.752	310	774	1084	33.9	701	20	416	345	91	181	2391	74.7
Opponents.....		32	6450		802-1736	.462	202-585	.345	542-772	.702	283	799	1082	33.8	607	-	362	404	130	166	2348	73.4

2016-17 SEASON STATISTICS - BIG SKY GAMES

RECORD:	OVERALL	HOME	AWAY	NEUTRAL
ALL GAMES	11-7	5-4	6-3	0-0
CONFERENCE	11-7	5-4	6-3	0-0
NON-CONFERENCE	0-0	0-0	0-0	0-0

#	Player	gp-gs	min	avg	Total		3-Point		F-Throw		Rebounds				pf	dq	a	to	blk	stl	pts	avg
					fg-fga	fg%	3fg-fga	3fg%	ft-fa	ft%	off	def	tot	avg								
14	RORIE,Ahmaad	17-17	560	32.9	115-245	.469	36-93	.387	63-74	.851	15	41	56	3.3	35	0	56	23	4	13	329	19.4
00	OGUINE,Michael	18-18	559	31.1	79-160	.494	18-45	.400	64-87	.736	44	80	124	6.9	61	4	33	22	4	29	240	13.3
05	WRIGHT,Walter	17-0	354	20.8	61-153	.399	14-45	.311	43-53	.811	4	19	23	1.4	30	0	49	30	1	2	179	10.5
20	KRSLOVIC,Fabijan	18-18	472	26.2	59-105	.562	0-0	.000	34-50	.680	33	70	103	5.7	58	4	26	26	12	22	152	8.4
04	PRIDGETT,Sayeed	17-4	326	19.2	54-96	.563	0-1	.000	21-29	.724	16	55	71	4.2	39	0	26	17	7	5	129	7.6
31	LOPEZ,Jack	18-18	456	25.3	36-98	.367	26-74	.351	12-18	.667	9	63	72	4.0	53	1	10	13	4	9	110	6.1
33	SAMUELSON,Jared	18-0	181	10.1	29-54	.537	0-0	.000	19-28	.679	15	20	35	1.9	27	1	4	10	8	5	77	4.3
24	MOOREHEAD,Bobby	18-3	338	18.8	25-71	.352	15-48	.313	10-15	.667	8	44	52	2.9	45	3	9	9	8	5	75	4.2
34	GFELLER,Brandon	18-11	254	14.1	20-60	.333	13-44	.295	6-13	.462	7	24	31	1.7	27	0	8	7	2	8	59	3.3
15	SPOJA,Trever	5-0	8	1.6	3-5	.600	2-3	.667	1-2	.500	0	0	0	0.0	0	0	0	0	0	0	9	1.8
01	DUNN,Mario	12-1	132	11.0	7-22	.318	4-17	.235	3-5	.600	3	8	11	0.9	12	0	11	6	3	5	21	1.8
32	MISIPEKA-WARD,Aar	5-0	10	2.0	0-2	.000	0-0	.000	2-4	.500	2	1	3	0.6	1	0	1	1	0	0	2	0.4
Team											27	27	54		1			2				
Total.....		18	3650		488-1071	.456	128-370	.346	278-378	.735	183	452	635	35.3	389	13	233	166	53	103	1382	76.8
Opponents.....		18	3650		460-992	.464	103-302	.341	289-421	.686	153	453	606	33.7	359	-	193	211	74	82	1312	72.9



MONTANA BASKETBALL



2016-17 GAME-BY-GAME STATISTICS

	Date	Score	W/L	----TOTAL----		---3-PTRS---		---FTS---		----REBOUNDS----					A	TO	Blk	Stl	Pts
				FG-A	Pct.	3FG-A	Pct.	FT-A	Pct.	Off	Def	Tot	Avg	PF					
at USC	11/11/16	61-75	L	22-57	.386	10-29	.345	7-11	.636	10	22	32	32.0	29	11	16	3	8	61
WYOMING	11/14/16	72-73	L	26-53	.491	4-14	.286	16-23	.696	7	26	33	32.5	27	15	11	7	6	72
vs NC State	11/18/16	72-85	L	28-56	.500	5-18	.278	11-13	.846	7	17	24	29.7	20	11	18	0	0	72
vs Washington State	11/19/16	63-87	L	23-66	.348	7-27	.259	10-16	.625	9	17	26	28.8	21	14	5	0	3	63
vs Oral Roberts	11/21/16	68-47	W	24-54	.444	11-24	.458	9-10	.900	10	34	44	31.8	17	16	20	2	3	68
at Ole Miss	11/24/16	81-86	L	28-73	.384	12-33	.364	13-17	.765	16	24	40	33.2	23	19	10	3	3	81
at South Dakota	11/27/16	67-72	L	25-53	.472	7-19	.368	10-12	.833	6	26	32	33.0	26	12	12	4	3	67
MILWAUKEE	12/3/16	75-69	W	28-56	.500	10-21	.476	9-11	.818	10	20	30	32.6	10	12	9	4	7	75
SAN JOSE STATE	12/7/16	81-62	W	28-54	.519	5-17	.294	20-23	.870	9	28	37	33.1	22	14	17	4	13	81
at Wyoming	12/10/16	83-85	L	25-60	.417	7-19	.368	26-31	.839	12	30	42	34.0	27	9	8	1	5	83
at Oregon	12-13-16	67-81	L	27-69	.391	5-17	.294	8-11	.727	16	18	34	34.0	23	11	13	1	6	67
at UCR	12/17/16	71-63	W	22-47	.468	6-16	.375	21-29	.724	4	23	27	33.4	29	12	19	4	6	71
PEPPERDINE	12/22/16	71-70	W	23-53	.434	13-24	.542	12-17	.706	4	20	24	32.7	18	18	12	3	9	71
IDAHO STATE	12/29/16	74-62	W	30-59	.508	9-28	.321	5-8	.625	8	28	36	32.9	18	21	8	3	8	74
WEBER STATE	12/31/16	81-84	Lot	26-65	.400	10-17	.588	19-26	.731	12	26	38	33.3	21	10	1	4	0	81
at Idaho	1/5/17	70-57	W	20-58	.345	12-32	.375	18-24	.750	12	19	31	33.1	23	12	6	2	8	70
at Eastern Washington	1/7/17	65-59	W	22-52	.423	5-18	.278	16-24	.667	4	32	36	33.3	14	9	10	0	6	65
NORTHERN COLORADO	1/12/17	89-68	W	32-62	.516	15-31	.484	10-14	.714	10	30	40	33.7	25	19	12	5	8	89
NORTH DAKOTA	1/14/17	76-70	W	28-63	.444	4-16	.250	16-25	.640	11	25	36	33.8	15	11	7	3	5	76
at Portland State	01/19/17	79-88	L	32-69	.464	5-22	.227	10-17	.588	13	27	40	34.1	27	20	16	1	9	79
at Sacramento State	1/21/17	83-92	L	35-65	.538	5-17	.294	8-9	.889	7	20	27	33.8	23	12	6	4	3	83
EASTERN WASHINGTON	1/26/17	60-72	L	20-47	.426	4-14	.286	16-24	.667	8	19	27	33.5	20	9	8	3	8	60
IDAHO	1/28/17	77-85	Lot	26-68	.382	8-23	.348	17-22	.773	12	26	38	33.7	23	10	14	5	8	77
MONTANA STATE	2/4/17	90-84	W	26-50	.520	5-16	.313	33-40	.825	9	23	32	33.6	23	13	9	3	4	90
at Southern Utah	2/9/17	70-55	W	22-54	.407	4-21	.190	22-26	.846	12	29	41	33.9	20	11	11	4	3	70
at Northern Arizona	02/11/17	76-59	W	29-54	.537	7-21	.333	11-14	.786	10	26	36	34.0	17	12	8	4	3	76
SACRAMENTO STATE	2/16/17	65-67	L	25-56	.446	6-17	.353	9-17	.529	10	24	34	34.0	24	13	13	3	5	65
PORTLAND STATE	2/18/17	85-82	W	28-58	.483	7-24	.292	22-28	.786	11	27	38	34.1	27	19	16	5	6	85
at Montana State	2/25/17	69-78	L	23-55	.418	5-20	.250	18-26	.692	4	26	30	34.0	28	9	8	1	3	69
at Weber State	03/02/17	78-74	W	30-68	.441	6-12	.500	12-15	.800	16	22	38	34.1	20	10	7	1	9	78
at Idaho State	3/4/2017	95-76	W	34-68	.500	11-21	.524	16-19	.842	14	23	37	34.2	21	13	6	2	7	95
vs Idaho	3/9/17	77-81	L	26-58	.448	8-19	.421	17-19	.895	7	17	24	33.9	20	9	9	2	6	77
Montana		2391		843-1880	.448	238-667	.357	467-621	.752	310	774	1084	33.9	701	416	345	91	181	2391
Opponents		2348		802-1736	.462	202-585	.345	542-772	.702	283	799	1082	33.8	607	362	404	130	166	2348

Games Played: 32	Rebounds/Game: 33.9
Points/Game: 74.7	Assists/Game: 13.0
FG Pct: 44.8	Turnovers/Game: 10.8
3FG Pct: 35.7	Assist/Turnover Ratio: 1.2
FT Pct: 75.2	Steals/Game: 5.7
	Blocks/Game: 2.8



MONTANA BASKETBALL



2016-17 GAME-BY-GAME COMPARISONS

Opponent	1st	2nd	Score	Total FG	FG Pct	3-Pointers	3FG Pct	Free Throws	FT Pct	RBs	Assist	TOver	Block	Steal	Fouls
USC	30/34	31/41	61-75	22-57/21-51	.386/.412	10-29/6-20	.345/.300	7-11/27-38	.636/.711	32/39	11/9	16/14	3/5	8/9	29/16
WYOMING	35/41	37/32	72-73	26-53/21-53	.491/.396	4-14/9-28	.286/.321	16-23/22-27	.696/.815	33/32	15/12	11/12	7/4	6/3	27/23
NC State	40/38	32/47	72-85	28-56/30-51	.500/.588	5-18/4-14	.278/.286	11-13/21-27	.846/.778	24/26	11/13	18/13	0/4	0/10	20/11
Washington State	20/41	43/46	63-87	23-66/28-48	.348/.583	7-27/9-21	.259/.429	10-16/22-25	.625/.880	26/40	14/19	5/14	0/7	3/1	21/17
Oral Roberts	38/24	30/23	68-47	24-54/18-58	.444/.310	11-24/2-21	.458/.095	9-10/9-15	.900/.600	44/29	16/10	20/12	2/1	3/10	17/14
Ole Miss	29/41	52/45	81-86	28-73/28-62	.384/.452	12-33/11-26	.364/.423	13-17/19-28	.765/.679	40/43	19/15	10/14	3/8	3/5	23/17
South Dakota	28/36	39/36	67-72	25-53/18-48	.472/.375	7-19/9-23	.368/.391	10-12/27-38	.833/.711	32/35	12/10	12/7	4/2	3/4	26/16
MILWAUKEE	37/38	38/31	75-69	28-56/28-58	.500/.483	10-21/10-23	.476/.435	9-11/3-4	.818/.750	30/29	12/12	9/12	4/1	7/3	10/13
SAN JOSE STATE	46/30	35/32	81-62	28-54/23-53	.519/.434	5-17/7-19	.294/.368	20-23/9-20	.870/.450	37/29	14/9	17/19	4/3	13/9	22/19
Wyoming	37/37	46/48	83-85	25-60/25-53	.417/.472	7-19/10-23	.368/.435	26-31/25-32	.839/.781	42/31	9/15	8/9	1/2	5/3	27/23
Oregon	34/38	33/43	67-81	27-69/30-58	.391/.517	5-17/6-19	.294/.316	8-11/15-25	.727/.600	34/40	11/16	13/13	1/8	6/8	23/14
UCR	28/27	43/36	71-63	22-47/18-50	.468/.360	6-16/2-16	.375/.425	21-29/25-34	.724/.735	27/36	12/8	19/22	4/2	6/11	29/28
PEPPERDINE	37/29	34/41	71-70	23-53/26-50	.434/.520	13-24/6-13	.542/.462	12-17/12-16	.706/.750	24/35	18/9	12/19	3/3	9/4	18/18
IDAHO STATE	42/32	32/30	74-62	30-59/21-55	.508/.382	9-28/8-21	.321/.381	5-8/12-14	.625/.857	36/31	21/13	8/11	3/2	8/6	18/15
WEBER STATE	41/36	29/34	81-84	26-65/28-61	.400/.459	10-17/8-22	.588/.364	19-26/20-27	.731/.741	38/40	10/12	1/4	4/3	0/0	21/26
Idaho	31/21	39/36	70-57	20-58/20-44	.345/.455	12-32/3-12	.375/.250	18-24/14-24	.750/.583	31/39	12/7	6/20	2/4	8/0	23/26
Eastern Washington	23/25	42/34	65-59	22-52/23-57	.423/.404	5-18/6-19	.278/.316	16-24/7-8	.667/.875	36/34	9/9	10/11	0/3	6/5	14/21
NORTHERN COLORADO	50/30	39/38	89-68	32-62/22-53	.516/.415	15-31/4-14	.484/.286	10-14/20-29	.714/.690	40/33	19/6	12/13	5/3	8/5	25/12
NORTH DAKOTA	32/31	44/39	76-70	28-63/27-59	.444/.458	4-16/4-10	.250/.400	16-25/12-15	.640/.800	36/36	11/12	7/15	3/4	5/2	15/20
Portland State	34/37	45/51	79-88	32-69/30-55	.464/.545	5-22/10-20	.227/.500	10-17/18-34	.588/.529	40/33	20/17	16/15	1/5	9/8	27/19
Sacramento State	34/41	49/51	83-92	35-65/32-55	.538/.582	5-17/9-17	.294/.529	8-9/19-27	.889/.704	27/33	12/22	6/10	4/7	3/3	23/13
EASTERN WASHINGTON	27/35	33/37	60-72	20-47/26-52	.426/.500	4-14/6-17	.286/.353	16-24/14-20	.667/.700	27/36	9/6	8/11	3/3	8/6	20/21
IDAHO	40/32	28/36	77-85	26-68/29-65	.382/.446	8-23/5-17	.348/.294	17-22/22-28	.773/.786	38/44	10/13	14/12	5/7	8/8	23/24
MONTANA STATE	30/29	60/55	90-84	26-50/28-56	.520/.500	5-16/10-21	.313/.476	33-40/18-22	.825/.818	32/28	13/11	9/10	3/1	4/4	23/29
Southern Utah	34/23	36/32	70-55	22-54/23-58	.407/.397	4-21/3-21	.190/.143	22-26/6-12	.846/.500	41/30	11/6	11/11	4/4	3/5	20/23
Northern Arizona	37/31	39/28	76-59	29-54/25-57	.537/.439	7-21/4-16	.333/.250	11-14/5-16	.786/.313	36/31	12/13	8/10	4/3	3/6	17/13
SACRAMENTO STATE	34/27	31/40	65-67	25-56/26-52	.446/.500	6-17/0-7	.353/.000	9-17/15-28	.529/.536	34/33	13/8	13/12	3/4	5/5	24/19
PORTLAND STATE	44/37	41/45	85-82	28-58/27-57	.483/.474	7-24/6-16	.292/.375	22-28/22-32	.786/.688	38/32	19/12	16/16	5/4	6/7	27/24
Montana State	32/31	37/47	69-78	23-55/23-49	.418/.469	5-20/8-22	.250/.364	18-26/24-35	.692/.686	30/38	9/10	8/12	1/2	3/5	28/23
Weber State	37/35	41/39	78-74	30-68/26-53	.441/.491	6-12/5-16	.500/.313	12-15/17-21	.800/.810	38/28	10/10	7/9	1/9	9/3	20/14
Idaho State	48/35	47/41	95-76	34-68/24-54	.500/.444	11-21/4-14	.524/.286	16-19/24-29	.842/.828	37/27	13/6	6/9	2/6	7/4	21/17
Idaho	34/41	43/40	77-81	26-58/28-51	.448/.549	8-19/8-17	.421/.471	17-19/17-22	.895/.773	24/32	9/12	9/13	2/6	6/4	20/19



MONTANA BASKETBALL



2016-17 CATEGORY LEADERS

POINTS G PTS ... PTS/G

Ahmaad Rorie.....	31	547	17.6
Walter Wright.....	31	329	10.6
Michael Oguine.....	26	310	11.9
Sayeed Pridgett.....	31	251	8.1
Fabijan Krslovic.....	32	244	7.6
Jack Lopez.....	32	217	6.8
Jared Samuelson.....	32	164	5.1
Bobby Moorehead.....	32	124	3.9
Brandon Gfeller.....	32	124	3.9
Mario Dunn.....	25	66	2.6
Trever Spoja.....	8	10	1.3
Gavin DeJong.....	7	3	0.4

SCORING AVERAGE... G PTS ..AVG/G

Ahmaad Rorie.....	31	547	17.6
Michael Oguine.....	26	310	11.9
Walter Wright.....	31	329	10.6
Sayeed Pridgett.....	31	251	8.1
Fabijan Krslovic.....	32	244	7.6
Jack Lopez.....	32	217	6.8
Jared Samuelson.....	32	164	5.1
Brandon Gfeller.....	32	124	3.9
Bobby Moorehead.....	32	124	3.9
Mario Dunn.....	25	66	2.6
Trever Spoja.....	8	10	1.3
Gavin DeJong.....	7	3	0.4

FIELD GOAL PCT FG ATTPCT

Jared Samuelson.....	65	114	570
Fabijan Krslovic.....	97	175	554
Sayeed Pridgett.....	99	189	524
Michael Oguine.....	99	206	481
Ahmaad Rorie.....	192	428	449
Trever Spoja.....	3	7	429
Jack Lopez.....	71	174	408
Walter Wright.....	110	280	393
Brandon Gfeller.....	43	111	387
Mario Dunn.....	23	60	383
Bobby Moorehead.....	41	128	320
Aaron Misipeka-Ward.....	0	4	000
Gavin DeJong.....	0	4	000

FG ATTEMPTS..... G ATT ...ATT/G

Ahmaad Rorie.....	31	428	13.8
Walter Wright.....	31	280	9.0
Michael Oguine.....	26	206	7.9
Sayeed Pridgett.....	31	189	6.1
Fabijan Krslovic.....	32	175	5.5

FG MADE G NO..... FG/G

Ahmaad Rorie.....	31	192	6.2
Walter Wright.....	31	110	3.5
Michael Oguine.....	26	99	3.8
Sayeed Pridgett.....	31	99	3.2
Fabijan Krslovic.....	32	97	3.0

3-POINT PCT 3FG ATTPCT

Jack Lopez.....	54	123	439
Mario Dunn.....	15	37	405
Trever Spoja.....	2	5	400
Ahmaad Rorie.....	63	164	384

Michael Oguine.....	19	51	373
Brandon Gfeller.....	31	86	360
Jared Samuelson.....	1	3	333
Bobby Moorehead.....	27	93	290
Walter Wright.....	25	95	263
Sayeed Pridgett.....	1	10	100

3-PT FG ATTEMPTS.... G ATT ...ATT/G

Ahmaad Rorie.....	31	164	5.3
Jack Lopez.....	32	123	3.8
Walter Wright.....	31	95	3.1
Bobby Moorehead.....	32	93	2.9
Brandon Gfeller.....	32	86	2.7

3-POINT FGS MADE... G NO...3FG/G

Ahmaad Rorie.....	31	63	2.0
Jack Lopez.....	32	54	1.7
Brandon Gfeller.....	32	31	1.0
Bobby Moorehead.....	32	27	0.8
Walter Wright.....	31	25	0.8

FT PERCENTAGEFT.....ATTPCT

Walter Wright.....	84	97	866
Ahmaad Rorie.....	100	120	833
Sayeed Pridgett.....	52	66	788
Michael Oguine.....	93	123	756
Gavin DeJong.....	3	4	750
Jack Lopez.....	21	30	700
Bobby Moorehead.....	15	22	682
Jared Samuelson.....	33	49	673
Fabijan Krslovic.....	50	79	633
Mario Dunn.....	5	9	556
Aaron Misipeka-Ward.....	2	4	500
Trever Spoja.....	2	4	500
Brandon Gfeller.....	7	14	500

FT ATTEMPTS G ATT ...ATT/G

Michael Oguine.....	26	123	4.7
Ahmaad Rorie.....	31	120	3.9
Walter Wright.....	31	97	3.1
Fabijan Krslovic.....	32	79	2.5
Sayeed Pridgett.....	31	66	2.1

FREE THROWS MADE G NO..... FT/G

Ahmaad Rorie.....	31	100	3.2
Michael Oguine.....	26	93	3.6
Walter Wright.....	31	84	2.7
Sayeed Pridgett.....	31	52	1.7
Fabijan Krslovic.....	32	50	1.6

REBOUNDS..... G REB.. REB/G

Fabijan Krslovic.....	32	206	6.4
Michael Oguine.....	26	156	6.0
Sayeed Pridgett.....	31	121	3.9
Ahmaad Rorie.....	31	109	3.5
Jack Lopez.....	32	102	3.2

REBOUND AVERAGE . G REB..AVG/G

Fabijan Krslovic.....	32	206	6.4
Michael Oguine.....	26	156	6.0
Sayeed Pridgett.....	31	121	3.9
Ahmaad Rorie.....	31	109	3.5
Jack Lopez.....	32	102	3.2

ASSISTS G NO..... A/G

Ahmaad Rorie.....	31	97	3.1
Walter Wright.....	31	90	2.9
Fabijan Krslovic.....	32	46	1.4
Sayeed Pridgett.....	31	44	1.4
Michael Oguine.....	26	43	1.7

STEALS..... G NO.....S/G

Fabijan Krslovic.....	32	38	1.2
Michael Oguine.....	26	37	1.4
Ahmaad Rorie.....	31	26	0.8
Mario Dunn.....	25	13	0.5
Jack Lopez.....	32	12	0.4
Walter Wright.....	31	12	0.4

OFFENSIVE RBS..... G NO...AVG/G

Fabijan Krslovic.....	32	72	2.3
Michael Oguine.....	26	52	2.0
Sayeed Pridgett.....	31	33	1.1
Jared Samuelson.....	32	30	0.9
Ahmaad Rorie.....	31	25	0.8

DEFENSIVE RBS..... G NO...AVG/G

Fabijan Krslovic.....	32	134	4.2
Michael Oguine.....	26	104	4.0
Sayeed Pridgett.....	31	88	2.8
Jack Lopez.....	32	86	2.7
Ahmaad Rorie.....	31	84	2.7

BLOCKED SHOTS G NO...BLK/G

Fabijan Krslovic.....	32	20	0.6
Sayeed Pridgett.....	31	16	0.5
Jared Samuelson.....	32	11	0.3
Bobby Moorehead.....	32	9	0.3
Michael Oguine.....	26	8	0.3
Jack Lopez.....	32	8	0.3

MINUTES..... G NO...MIN/G

Ahmaad Rorie.....	31	1007	32.5
Fabijan Krslovic.....	32	882	27.6
Jack Lopez.....	32	787	24.6
Michael Oguine.....	26	739	28.4
Walter Wright.....	31	678	21.9

FOULS..... G NO...PER/G

Fabijan Krslovic.....	32	99	3.1
Michael Oguine.....	26	91	3.5
Jack Lopez.....	32	89	2.8
Sayeed Pridgett.....	31	79	2.5
Bobby Moorehead.....	32	69	2.2

FOULOUTS..... G NO.

Michael Oguine.....	26	7
Fabijan Krslovic.....	32	6
Jack Lopez.....	32	3
Bobby Moorehead.....	32	3
Jared Samuelson.....	32	1

TURNOVERS..... G NO.... TO/G

Walter Wright.....	31	65	2.1
Fabijan Krslovic.....	32	49	1.5
Ahmaad Rorie.....	31	47	1.5
Sayeed Pridgett.....	31	45	1.5
Michael Oguine.....	26	32	1.2



MONTANA BASKETBALL



Game 1

Nov. 11, 2016
Los Angeles, Calif.



75



61

Montana 61 • 0-1

#	Player	Total		3-Ptr		Rebounds		PF	TP	A	TO	Blk	Stl	Min
		FG-FGA	FT-FGA	FG-FGA	FT-FGA	Off	Def							
20	Fabijan Krslovic	f	4-7	0-0	2-2	4	3	7	1	10	3	1	2	35
31	Jack Lopez	f	1-4	1-3	0-0	0	0	0	2	3	2	1	0	15
05	Walter Wright	g	0-5	0-4	2-2	1	0	1	4	2	1	2	0	16
14	Ahmaad Rorie	g	8-15	5-8	0-2	1	2	3	3	21	0	2	0	35
24	Bobby Moorehead	g	3-7	1-5	2-2	0	7	7	3	9	1	3	0	28
01	Mario Dunn		2-5	0-2	0-1	1	4	5	4	4	2	1	0	24
04	Sayed Pridgett		0-3	0-1	1-2	0	2	2	3	1	0	3	1	17
30	Gavin DeJong		0-1	0-0	0-0	0	0	0	1	0	0	0	0	2
32	Aaron Misipeka-Ward		0-0	0-0	0-0	0	0	0	0	0	0	0	0	1
33	Jared Samuelson		1-4	0-0	0-0	2	0	2	3	2	1	1	0	12
34	Brandon Gfeller		3-6	3-6	0-0	0	2	2	4	9	1	0	0	15
Team						1	2	3	1		2			
Totals			22-57	10-29	7-11	10	22	32	29	61	11	16	3	200

FG % 1st Half: 10-29 34.5% 2nd half: 12-28 42.9% Game: 22-57 38.6%
3FG % 1st Half: 6-15 40.0% 2nd half: 4-14 28.6% Game: 10-29 34.5%
FT % 1st Half: 4-4 100.0 2nd half: 3-7 42.9% Game: 7-11 63.6%

Deadball
Rebounds
3,2

USC 75 • 1-0

#	Player	Total		3-Ptr		Rebounds		PF	TP	A	TO	Blk	Stl	Min
		FG-FGA	FT-FGA	FG-FGA	FT-FGA	Off	Def							
04	Metu, Chimezie	f	4-12	0-1	6-7	2	5	7	2	14	1	2	2	37
31	Rakocevic, Nick	f	0-1	0-0	1-2	2	0	2	4	1	0	2	0	10
00	Aaron, Shaquuan	g	6-10	2-5	3-4	1	6	7	1	17	0	1	0	30
11	McLaughlin, Jordan	g	2-4	0-2	3-6	1	2	3	1	7	3	4	1	34
30	Stewart, Elijah	g	6-12	4-6	14-16	5	2	7	2	30	0	2	1	31
01	Buggs, Charles		0-3	0-2	0-0	0	0	0	3	0	0	1	0	15
02	Mathews, Jonah		0-3	0-3	0-2	0	3	3	1	0	3	0	0	16
22	Melton, DeAnthony		3-6	0-1	0-1	2	6	8	2	6	2	2	1	27
Team						1	1	2						
Totals			21-51	6-20	27-38	14	25	39	16	75	9	14	5	200

FG % 1st Half: 9-23 39.1% 2nd half: 12-28 42.9% Game: 21-51 41.2%
3FG % 1st Half: 4-9 44.4% 2nd half: 2-11 18.2% Game: 6-20 30.0%
FT % 1st Half: 12-17 70.6% 2nd half: 15-21 71.4% Game: 27-38 71.1%

Deadball
Rebounds
3,1

Officials: Bob Staffen, Ruben Ramos, Casey McClellan
Technical fouls: Montana-TEAM, USC-None.
Attendance: 3513

Score by periods	1st	2nd	Total
Montana	30	31	61
USC	34	41	75

Game 2

Nov. 14, 2016
Missoula, Mont.



73



72

Wyoming 73 • 2-0

#	Player	Total		3-Ptr		Rebounds		PF	TP	A	TO	Blk	Stl	Min
		FG-FGA	FT-FGA	FG-FGA	FT-FGA	Off	Def							
05	Herndon, Alan	f	3-9	2-6	2-2	2	4	6	2	10	1	1	2	34
33	NAUGHTON, Jordan	f	1-1	0-0	0-0	0	0	0	3	2	0	0	0	4
03	AKA GORSKI, Alexander	g	2-6	2-5	2-2	1	2	3	3	8	0	0	0	36
11	LIEBERMAN, Jeremy	g	0-1	0-1	0-0	0	0	0	2	0	2	1	0	16
23	MCANAMEN, Jason	g	3-9	3-9	11-14	1	0	1	3	20	2	1	0	39
01	JAMES, Justin		8-17	0-3	3-3	2	0	2	2	19	1	4	1	27
02	MOEMEKA, Andrew		0-0	0-0	0-0	1	1	2	2	0	0	1	0	1
10	KELLEY, Cody		0-0	0-0	0-1	0	2	2	1	0	0	1	0	1
20	DALTON, Hayden		3-9	2-4	3-4	1	12	13	4	11	1	3	1	30
24	ADAMS, Louis		1-1	0-0	1-1	0	0	0	0	3	1	0	0	3
25	MARSHALL, Morris		0-0	0-0	0-0	0	0	0	1	0	1	0	0	2
Team						1	2	3						
Totals			21-53	9-28	22-27	9	23	32	23	73	12	12	4	200

FG % 1st Half: 13-26 50.0% 2nd half: 8-27 29.6% Game: 21-53 39.6%
3FG % 1st Half: 5-12 41.7% 2nd half: 4-16 25.0% Game: 9-28 32.1%
FT % 1st Half: 10-14 71.4% 2nd half: 12-13 92.3% Game: 22-27 81.5%

Deadball
Rebounds
2

Montana 72 • 0-2

#	Player	Total		3-Ptr		Rebounds		PF	TP	A	TO	Blk	Stl	Min
		FG-FGA	FT-FGA	FG-FGA	FT-FGA	Off	Def							
20	Fabijan Krslovic	f	2-3	0-0	2-2	4	8	12	3	6	3	1	1	30
24	Bobby Moorehead	f	2-6	1-4	0-0	0	3	3	2	5	0	0	0	30
31	Jack Lopez	f	1-1	1-1	2-2	0	0	0	4	5	2	1	1	16
05	Walter Wright	g	1-6	0-2	0-0	0	1	1	3	2	2	3	0	2
14	Ahmaad Rorie	g	3-11	0-2	4-7	1	4	5	3	10	3	2	1	34
01	Mario Dunn		2-4	1-2	0-0	0	3	3	4	5	2	1	1	27
04	Sayed Pridgett		7-9	1-2	5-6	1	3	4	4	20	3	3	3	1
30	Gavin DeJong		0-0	0-0	1-2	0	0	0	0	1	0	0	0	3
32	Aaron Misipeka-Ward		0-0	0-0	0-0	0	0	0	0	0	0	0	0	2
33	Jared Samuelson		7-11	0-0	1-3	0	3	3	2	15	0	0	0	24
34	Brandon Gfeller		1-2	0-1	1-1	0	1	1	2	3	0	0	0	7
Team						1	0	1						
Totals			26-53	4-14	16-23	7	26	33	27	72	15	11	7	200

FG % 1st Half: 11-22 50.0% 2nd half: 15-31 48.4% Game: 26-53 49.1%
3FG % 1st Half: 3-9 33.3% 2nd half: 1-5 20.0% Game: 4-14 28.6%
FT % 1st Half: 10-12 83.3% 2nd half: 6-11 54.5% Game: 16-23 69.6%

Deadball
Rebounds
4

Officials: Dick Cartmell, Eric Curry, Shawn Lehigh
Technical fouls: Wyoming-None, Montana-TEAM.
Attendance: 3318

Score by periods	1st	2nd	Total
Wyoming	41	32	73
Montana	35	37	72

Game 3

Nov. 18, 2016
St. Thomas, USVI



85



72

Montana 72 • 0-3

#	Player	Total		3-Ptr		Rebounds		PF	TP	A	TO	Blk	Stl	Min
		FG-FGA	FT-FGA	FG-FGA	FT-FGA	Off	Def							
20	Fabijan Krslovic	f	4-7	0-0	0-0	2	5	7	5	8	2	4	0	32
31	Jack Lopez	f	3-7	1-3	0-0	1	2	3	3	7	1	0	0	18
05	Walter Wright	g	8-17	0-4	6-6	1	3	4	1	22	2	4	0	34
14	Ahmaad Rorie	g	5-11	4-8	1-1	0	2	2	3	15	3	4	0	36
24	Bobby Moorehead	g	0-3	0-2	0-0	0	2	2	0	0	0	0	0	18
01	Mario Dunn		0-0	0-0	0-0	0	1	1	0	0	1	1	0	6
04	Sayed Pridgett		5-5	0-0	2-2	0	1	1	3	12	1	2	0	24
30	Gavin DeJong		0-0	0-0	0-0	0	0	0	0	0	0	1	0	2
33	Jared Samuelson		3-5	0-0	2-4	2	0	2	3	8	1	2	0	22
34	Brandon Gfeller		0-1	0-1	0-0	0	1	1	2	0	0	0	0	8
Team						1	0	1						
Totals			28-56	5-18	11-13	7	17	24	20	72	11	18	0	200

FG % 1st Half: 16-28 57.1% 2nd half: 12-28 42.9% Game: 28-56 50.0%
3FG % 1st Half: 2-5 40.0% 2nd half: 3-13 23.1% Game: 5-18 27.8%
FT % 1st Half: 6-7 85.7% 2nd half: 5-6 83.3% Game: 11-13 84.6%

Deadball
Rebounds
2,2

NC State 85 • 3-0

#	Player		Total		3-Ptr		Rebounds		PF	TP	A	TO	Blk	Stl	Min
			FG-FGA	FT-FGA	FG-FGA	FT-FTA	Off	Def							
00	ABDUL-MALIK, Abu	f	8-10	0-1	9-10	2	6	8	2	25	1	4	0	1	37
21	ANYA, Beejay	f	2-4	0-0	2-2	1	4	5	1	6	1	0	2	0	29
02	DORN, Torin	g	8-12	0-1	0-0	0	5	5	2	16	1	0	0	1	39
03	HENDERSON, Terry	g	2-8	1-6	3-4	0	0	0	2	8	1	3	1	1	31
04	SMITH Jr, Dennis	g	6-12	2-5	7-7	1	3	4	2	21	3	5	0	3	30
05	HICKS, Darius		0-0	0-0	0-2	1	0	1	0	0	0	0	0	0	7
11	JOHNSON, Markell		4-5	1-1	0-2	0	2	2	1	9	6	0	1	4	27
Team						0	1	1	1			1			
Totals			30-51	4-14	21-27	5	21	26	11	85	13	13	4	10	200

MONTANA BASKETBALL



Game 5

Nov. 21, 2016
St. Thomas, USVI

Griz 68

47

Oral Roberts 47 • 1-4

#	Player	Total		3-Ptr		Rebounds			PF	TP	A	TO	Blk	Stl	Min
		FG-FGA	FG-FGA	FT-FTA	Off Def Tot	PF	TP	A TO Blk Stl							
23	NZEKWESTI, Emmanuel	f	4-10	0-4	0-0	1 4 5	1 8	2 2 0 1 1	29						
44	OWENS, Albert	c	7-12	0-1	0-0	2 1 3	1 14	1 1 0 0 2	32						
00	YOUNG, Aaron	g	2-5	0-2	2-2	0 3 3	4 6	1 1 0 0 0	25						
01	MARTIN, Kris	g	3-8	1-4	0-0	1 5 6	3 7	0 1 0 0 2	29						
10	BRADLEY, Jalen	g	1-9	1-5	2-2	0 0 0	0 5	3 1 0 2 0	30						
03	HARRIS, Jontray	g	1-4	0-2	4-9	1 2 3	0 6	0 1 0 0 2	13						
30	McDANIEL, Dezmond	g	0-4	0-1	1-2	0 1 1	1 1	0 0 0 1 1	14						
32	HARRIS, Darian	g	0-2	0-2	0-0	0 2 2	0 0	3 1 0 0 0	15						
52	MILLER, Chris	g	0-4	0-0	0-0	3 1 4	4 0	0 3 1 0 0	13						
Team					1 1 2			1							
Totals			18-58	2-21	9-15	9 20 29	14 47	10 12 1 10	200						

FG % 1st Half: 10-29 34.5% 2nd half: 8-29 27.6% Game: 18-58 31.0%
3FG % 1st Half: 2-11 18.2% 2nd half: 0-10 0.0% Game: 2-21 9.5%
FT % 1st Half: 2-2 100.0 2nd half: 7-13 53.8% Game: 9-15 60.0%

Montana 68 • 1-4

#	Player	Total		3-Ptr		Rebounds			PF	TP	A	TO	Blk	Stl	Min
		FG-FGA	FG-FGA	FT-FTA	Off Def Tot	PF	TP	A TO Blk Stl							
14	Ahmaad Rorie	f	5-11	3-6	3-3	0 6 6	2 16	6 3 0 0 0	28						
20	Fabijan Krslovic	f	0-2	0-0	0-0	2 3 5	2 0	1 4 0 0 0	25						
31	Jack Lopez	g	2-6	1-1	0-0	2 1 3	2 5	0 4 0 0 1	28						
05	Walter Wright	g	1-4	0-2	0-0	0 7 7	1 2	2 4 0 0 0	24						
24	Bobby Moorehead	g	1-4	1-4	0-0	0 5 5	0 3	2 0 0 0 0	21						
01	Mario Dunn	g	1-3	1-1	0-0	0 0 0	1 3	2 0 1 1 1	12						
04	Sayed Pridgett	g	5-8	0-1	3-3	3 5 8	3 13	2 1 0 0 0	21						
15	Trevor Spoja	g	0-1	0-1	1-2	0 0 0	3 1	0 1 0 0 0	3						
30	Gavin DeJong	g	0-0	0-0	0-0	0 1 1	0 0	0 0 0 0 0	2						
32	Aaron Misipeka-Ward	g	0-2	0-0	0-0	1 1 2	0 0	0 0 0 0 0	2						
33	Jared Samuelson	g	2-3	0-0	2-2	0 4 4	3 6	1 0 0 0 1	17						
34	Brandon Gfeller	g	7-10	5-8	0-0	1 0 1	0 19	0 3 1 0 1	17						
Team					1 1 2										
Totals			24-54	11-24	9-10	10 34 44	17 68	16 20 2 3	200						

FG % 1st Half: 15-26 57.7% 2nd half: 9-28 32.1% Game: 24-54 44.4%
3FG % 1st Half: 7-13 53.8% 2nd half: 4-11 36.4% Game: 11-24 45.8%
FT % 1st Half: 1-1 100.0 2nd half: 8-9 88.9% Game: 9-10 90.0%

Officials: Duke Edsall, Dennis Allocco, Alvin Cox
Technical fouls: Oral Roberts-None, Montana-None.
Attendance: 2016 U.S. Virgin Islands Paradise Jam Men's Basketball Tournament.
Presented by Basketball Travelers

Score by periods	1st	2nd	Total
Oral Roberts	24	23	47
Montana	38	30	68

Game 7

Nov. 27, 2016
Vermillion, S.D.



72

Griz 67

Montana 67 • 1-6

#	Player	Total		3-Ptr		Rebounds			PF	TP	A	TO	Blk	Stl	Min
		FG-FGA	FG-FGA	FT-FTA	Off Def Tot	PF	TP	A TO Blk Stl							
20	Fabijan Krslovic	f	1-4	0-0	0-0	2 4 6	2 2	1 0 0 0 0	26						
31	Jack Lopez	f	4-6	3-4	0-1	0 2 2	1 11	0 0 0 0 0	27						
05	Walter Wright	g	1-4	0-2	4-4	0 2 2	3 6	3 2 0 0 0	20						
14	Ahmaad Rorie	g	2-8	0-2	2-2	0 2 2	2 6	3 1 1 0 0	26						
24	Bobby Moorehead	g	0-4	0-3	0-0	0 3 3	1 0	0 0 0 0 0	10						
00	Michael Oguine	g	2-3	0-0	0-1	0 4 4	5 4	1 1 1 0 0	14						
01	Mario Dunn	g	2-4	2-3	0-0	0 1 1	1 6	2 1 0 0 0	20						
04	Sayed Pridgett	g	6-8	0-0	2-2	2 3 5	3 14	2 3 0 0 0	25						
30	Gavin DeJong	g	0-0	0-0	0-0	0 1 1	2 0	0 0 0 0 0	5						
33	Jared Samuelson	g	5-5	0-0	2-2	2 2 4	4 12	0 1 1 1 2	12						
34	Brandon Gfeller	g	2-7	2-5	0-0	0 0 0	2 6	0 2 0 0 0	15						
Team					0 2 2			1							
Totals			25-53	7-19	10-12	6 26 32	26 67	12 12 4 3	200						

FG % 1st Half: 10-26 38.5% 2nd half: 15-27 55.6% Game: 25-53 47.2%
3FG % 1st Half: 2-9 22.2% 2nd half: 5-10 50.0% Game: 7-19 36.8%
FT % 1st Half: 6-6 100.0 2nd half: 4-6 66.7% Game: 10-12 83.3%

South Dakota 72 • 6-2

#	Player	Total		3-Ptr		Rebounds			PF	TP	A	TO	Blk	Stl	Min
		FG-FGA	FG-FGA	FT-FTA	Off Def Tot	PF	TP	A TO Blk Stl							
12	Burch-Manning, Trey	f	0-5	0-0	3-4	1 3 4	2 3	0 2 0 0 0	22						
23	Flack, Tyler	c	4-8	1-3	9-11	2 7 9	3 18	0 2 1 2 3	30						
02	Dickerson, Trey	g	2-4	1-3	3-4	0 1 1	0 8	3 0 0 0 0	18						
08	Hurst, Carlton	g	4-7	2-3	3-4	3 2 5	1 13	0 0 0 0 1	34						
13	Mooney, Matt	g	4-10	2-6	8-10	0 5 5	1 18	3 1 0 0 0	34						
03	Simpson, Triston	g	1-4	1-2	0-2	1 2 3	2 3	4 0 0 0 0	22						
20	Armstrong, Brandon	g	1-5	1-4	1-2	0 1 1	1 4	0 0 0 0 0	20						
22	Peterson, Tyler	g	1-4	1-2	0-0	0 1 1	2 3	0 1 0 0 0	11						
33	Jech, Dan	g	1-1	0-0	0-1	1 1 2	4 2	0 1 1 1 1	9						
Team					3 1 4										
Totals			18-48	9-23	27-38	11 24 35	16 72	10 7 2 4	200						

FG % 1st Half: 11-27 40.7% 2nd half: 7-21 33.3% Game: 18-48 37.5%
3FG % 1st Half: 7-12 58.3% 2nd half: 2-11 18.2% Game: 9-23 39.1%
FT % 1st Half: 7-9 77.8% 2nd half: 20-29 69.0% Game: 27-38 71.1%

Officials: Darryl Smith, Jim Schipper, Brian McAnally
Technical fouls: Montana-None, South Dakota-None.
Attendance: 1399

Score by periods	1st	2nd	Total
Montana	28	39	67
South Dakota	36	36	72

Game 6

Nov. 24, 2016
Oxford, Miss.

Ole Miss 86

Griz 81

Montana 81 • 1-5

#	Player	Total		3-Ptr		Rebounds			PF	TP	A	TO	Blk	Stl	Min
		FG-FGA	FG-FGA	FT-FTA	Off Def Tot	PF	TP	A TO Blk Stl							
20	Fabijan Krslovic	f	3-5	0-0	1-3	4 7 11	3 7	0 2 1 0 0	32						
31	Jack Lopez	f	6-12	5-8	0-0	1 2 3	4 17	2 1 0 0 0	31						
05	Walter Wright	g	3-11	2-6	0-0	0 3 3	1 8	4 1 1 0 0	23						
14	Ahmaad Rorie	g	5-12	3-8	5-6	1 3 4	3 18	4 0 0 0 1	27						
24	Bobby Moorehead	g	2-7	2-6	2-2	1 2 3	2 8	1 1 1 1 1	24						
01	Mario Dunn	g	0-7	0-2	0-0	2 2 4	3 0	5 1 0 0 1	22						
04	Sayed Pridgett	g	7-14	0-1	5-6	3 2 5	4 19	2 2 0 0 0	25						
33	Jared Samuelson	g	2-3	0-0	0-0	2 1 3	2 4	0 2 0 0 0	8						
34	Brandon Gfeller	g	0-2	0-2	0-0	0 1 1	1 0	1 0 0 0 0	8						
Team					2 1 3										
Totals			28-73	12-33	13-17	16 24 40	23 81	19 10 3 3	200						

FG % 1st Half: 11-30 36.7% 2nd half: 17-43 39.5% Game: 28-73 38.4%
3FG % 1st Half: 4-13 30.8% 2nd half: 8-20 40.0% Game: 12-33 36.4%
FT % 1st Half: 3-5 60.0% 2nd half: 10-12 83.3% Game: 13-17 76.5%

Ole Miss 86 • 5-1

#	Player	Total		3-Ptr		Rebounds			PF	TP	A	TO	Blk	Stl	Min
		FG-FGA	FG-FGA	FT-FTA	Off Def Tot	PF	TP	A TO Blk Stl							
11	Saiz, Sebastian	f	6-10	1-3	4-7	2 11 13	2 17	0 1 1 1 1	33						
50	Furmanavicius, Justas	f	1-3	0-1	0-1	3 5 8	1 2	0 1 4 0 0	17						
01	Burnett, Deandre	g	5-14	2-7	9-11	1 2 3	1 21	1 3 0 0 0	29						
02	Neal, Cullen	g	6-12	5-8	2-2	0 2 2	3 19	4 3 0 1 3	32						
14	Brooks, Rasheed	g	0-6	0-2	0-0	0 0 0	0 0	4 0 1 0 0	19						
00	Fitzpatrick-Dorsey, D	g	1-1	0-0	0-0	1 1 2	2 2	2 0 1 1 1	9						

MONTANA BASKETBALL



Game 9

Dec. 7, 2016
Missoula, Mont.

Griz 81 **62**

San Jose State 62 • 4-4

#	Player	Total			3-Ptr			Rebounds			PF	TP	A	TO	Blk	Stl	Min
		FG-FGA	FG-FGA	FT-FTA	Off	Def	Tot	Off	Def	Tot							
15	CLARKE, Brandon	f	5-12	0-0	1-2	3	2	5	1	11	2	0	2	1	34		
32	WELAGE, Ryan	f	2-6	0-0	2-2	1	5	6	2	6	0	4	0	0	26		
02	WILLIAMS, JR. GARY	g	4-8	1-2	0-0	3	3	6	2	9	0	3	0	0	22		
20	NICHOLS, Isaiah	g	2-3	0-0	1-7	0	2	2	1	5	0	3	0	2	15		
10	THORNTON, Isaac	g	1-3	1-3	4-6	0	1	1	2	7	1	3	1	2	18		
00	BROWN, Terrell	g	0-2	0-3	0-0	0	1	1	1	2	3	2	0	0	15		
04	MITCHELL, Brandon	g	0-2	0-1	1-2	0	2	2	1	0	2	2	0	0	5		
11	BOYCE, E.J.	g	0-0	0-0	0-1	0	0	0	1	0	0	0	0	0	4		
21	JAMES, Jalen	g	3-5	2-3	0-0	1	2	3	3	8	1	1	0	4	23		
24	SINGER, Ryan	g	0-0	0-0	0-0	0	0	0	0	0	0	0	0	0	1		
25	HILLSMAN, Jaycee	g	3-4	1-2	0-0	1	0	1	1	7	2	1	0	0	15		
33	SCHWARTZ, Cody	g	2-6	2-5	0-0	0	1	1	2	6	0	0	0	0	19		
41	CHASTAIN, Ashtin	g	0-0	0-0	0-0	0	0	0	1	0	0	0	0	0	3		
Team						1	0	1									
Totals			23-53	7-19	9-20	10	19	29	19	62	9	19	3	9	200		

FG % 1st Half: 9-26 34.6% 2nd half: 14-27 51.9% Game: 23-53 43.4%
3FG % 1st Half: 5-11 45.5% 2nd half: 2-8 25.0% Game: 7-19 36.8%
FT % 1st Half: 7-11 63.6% 2nd half: 2-9 22.2% Game: 9-20 45.0%

Montana 81 • 3-6

#	Player	Total			3-Ptr			Rebounds			PF	TP	A	TO	Blk	Stl	Min
		FG-FGA	FG-FGA	FT-FTA	Off	Def	Tot	Off	Def	Tot							
20	KRSLOVIC, Fabijan	f	5-6	0-0	1-3	6	7	13	2	11	0	2	2	8	34		
31	LOPEZ, Jack	f	5-8	4-6	1-2	0	2	2	2	15	0	1	1	0	28		
00	OGUINE, Michael	g	4-8	0-1	8-8	1	6	7	2	16	1	0	1	0	28		
04	PRIDGETT, Sayeed	g	2-3	0-0	0-0	0	0	0	4	4	0	3	0	0	9		
14	RORIE, Ahmaad	g	4-9	0-2	5-5	1	3	4	3	13	4	3	0	2	27		
00	DUNN, Mario	g	0-0	0-0	0-0	0	0	0	0	1	1	0	0	0	13		
05	WRIGHT, Walter	g	7-14	1-5	4-4	0	3	3	2	19	7	4	0	3	31		
15	SPOJA, Trevor	g	0-0	0-0	0-0	0	0	0	0	0	0	0	0	0	1		
24	MOOREHEAD, Bobby	g	0-1	0-1	0-0	0	1	1	2	0	0	1	0	0	4		
30	DEJONG, Gavin	g	0-1	0-0	0-0	0	0	0	1	0	0	0	0	0	5		
32	MISPEKA-WARD, Aaron	g	0-0	0-0	0-0	0	2	2	1	0	0	0	0	0	1		
33	SAMUELSON, Jared	g	1-2	0-0	1-1	1	1	2	2	3	0	2	0	0	8		
34	GFELLER, Brandon	g	0-2	0-2	0-0	0	3	3	1	0	1	0	0	0	11		
Team						0	0	0									
Totals			28-54	5-17	20-23	9	28	37	22	81	14	17	4	13	200		

FG % 1st Half: 16-25 64.0% 2nd half: 12-29 41.4% Game: 28-54 51.9%
3FG % 1st Half: 1-4 25.0% 2nd half: 4-13 30.8% Game: 5-17 29.4%
FT % 1st Half: 13-14 92.9% 2nd half: 7-9 77.8% Game: 20-23 87.0%

Officials: Verne Harris, Chad Shepherd, Ryan Holmes
Technical fouls: San Jose State-None. Montana-None.
Attendance: 3024

Score by periods	1st	2nd	Total
San Jose State	30	32	62
Montana	46	35	81

Game 11

Dec. 13, 2016
Eugene, Ore.

O 81 **Griz 67**

Montana 67 • 3-8

#	Player	Total			3-Ptr			Rebounds			PF	TP	A	TO	Blk	Stl	Min
		FG-FGA	FG-FGA	FT-FTA	Off	Def	Tot	Off	Def	Tot							
20	KRSLOVIC, Fabijan	f	4-7	0-0	1-2	3	1	4	3	9	2	0	0	0	0	28	
31	LOPEZ, Jack	f	2-5	2-3	0-0	2	2	4	5	6	1	3	0	0	0	23	
00	OGUINE, Michael	g	3-10	0-0	6-7	1	2	3	4	12	0	1	1	1	1	30	
04	PRIDGETT, Sayeed	g	2-7	0-0	1-2	3	3	6	2	5	2	1	0	1	1	27	
14	RORIE, Ahmaad	g	9-20	1-5	0-0	0	5	5	1	19	3	4	0	1	34		
01	DUNN, Mario	g	0-0	0-0	0-0	0	0	0	0	0	0	1	0	0	9		
05	WRIGHT, Walter	g	5-12	2-6	0-0	0	1	1	4	12	2	3	0	3	23		
24	MOOREHEAD, Bobby	g	0-2	0-1	0-0	0	1	1	2	0	1	0	0	0	8		
33	SAMUELSON, Jared	g	2-5	0-1	0-0	1	3	4	0	4	0	0	0	0	14		
34	GFELLER, Brandon	g	0-1	0-1	0-0	0	0	0	2	0	0	0	0	0	4		
Team						6	0	6									
Totals			27-69	5-17	8-11	16	18	34	23	67	11	13	1	6	200		

FG % 1st Half: 14-34 41.2% 2nd half: 13-35 37.1% Game: 27-69 39.1%
3FG % 1st Half: 2-10 20.0% 2nd half: 3-7 42.9% Game: 5-17 29.4%
FT % 1st Half: 4-6 66.7% 2nd half: 4-5 80.0% Game: 8-11 72.7%

Oregon 81 • 9-2

#	Player		Total		3-Ptr		Rebounds			PF	TP	A	TO	Blk	Stl	Min
			FG-FGA	FG-FGA	FT-FTA	Off	Def	Tot								
01	Bell, Jordan	f	3-4	0-0	2-2	3	5	8	2	8	0	3	1	2	26	
25	Boucher, Chris	f	9-14	0-2	5-8	6	13	19	0	23	1	0	5	2	39	
03	Pritchard, Payton	g	4-7	2-5	2-2	0	1	1	1	12	4	1	0	2	31	
07	Dorsey, Tyler	g	2-9	1-6	1-3	2	5	7	2	6	3	2	0	0	31	
31	Ennis, Dylan	g	7-10	3-5	5-7	0	1	1	1	22	3	2	2	2	0	36
02	Benson, Casey	g	0-1	0-0	0-2	0	0	0	0	0	1	0	0	0	13	
11	Smith, Keith	g	2-2	0-0	0-0	1	0	1	4	4	0	0	0	1	7	
24	Brooks, Dillon	g	3-8	0-1	0-1	0	0	0	4	6	4	3	0	1	14	
35	Bigby-Williams, Kave	g	0-1	0-0	0-0	0	1	1	0	0	0	2	0	0	2	
41	Sorkin, Roman	g	0-2	0-0	0-0	1	0	1	0	0	0	0	0	0	1	
Team						1	0	1								
Totals			30-58	6-19	15-25	14	26	40	14	81	16	13	8	8	200	

FG % 1st Half: 14-26 53.8% 2nd half: 16-32 50.0% Game: 30-58 51.7%
3FG % 1st Half: 2-7 28.6% 2nd half: 4-12 33.3% Game: 6-19 31.6%
FT % 1st Half: 8-11 72.7% 2nd half: 7-14 50.0% Game: 15-25 60.0%

Officials: Tony Padilla, Randy McCall, Kip Kissinger
Technical fouls: Montana-None. Oregon-None.
Attendance: 6689

Score by periods	1st	2nd	Total
Montana	34	33	67
Oregon	38	43	81

Game 10

Dec. 10, 2016
Laramie, Wyo.

Griz 85 **83**

Montana 83 • 3-7

#	Player	Total			3-Ptr			Rebounds			PF	TP	A	TO	Blk	Stl	Min
		FG-FGA	FG-FGA	FT-FTA	Off	Def	Tot	Off	Def	Tot							
20	KRSLOVIC, Fabijan	f	3-5	0-0	6-6	3	2	5	4	12	0	2	0	1	24		
31	LOPEZ, Jack	f	3-6	3-6	3-3	0	0	0	1	12	0	0	0	1	29		
00	OGUINE, Michael	g	3-7	0-0	8-9	3	3	6	4	14	1	1	0	1	25		
04	PRIDGETT, Sayeed	g	3-9	0-2	3-4	0	6	6	4	9	3	2	0	2	24		
14	RORIE, Ahmaad	g	3-11	1-4	0-0	3	3	6	3	7	0	1	1	0	26		
01	DUNN, Mario	g	0-2	0-1	0-0	0	2	2	1	0	0	0	0	0	10		
05	WRIGHT, Walter	g	7-13	1-2	5-7	1	2	3	2	20	3	1	0	0	27		
24	MOOREHEAD, Bobby	g	1-3	1-2	0-0	1	9	10	4	3	1	0	0	0	20		
33	SAMUELSON, Jared	g	2-3	1-1	1-2	0	1	1	2	6	1	0	0	0	13		
34	GFELLER, Brandon	g	0-1	0-1	0-0	0	0	0	2	0	0	0	0	0	2		
Team						1	2	3									
Totals			25-60	7-19	26-31	12	30	42	27	83	9	8	1	5	200		

FG % 1st Half: 12-33 36.4% 2nd half: 13-27 48.1% Game: 25-60 41.7%
3FG % 1st Half: 2-8 25.0% 2nd half: 5-11 45.5% Game: 7-19 36.8%
FT % 1st Half: 11-13 84.6% 2nd half: 15-18 83.3% Game: 26-31 83.9%

Wyoming 85 • 7-2

MONTANA BASKETBALL



Game 13

Dec. 22, 2016
Missoula, Mont.

Griz 71 P 70

Pepperdine 70 • 4-8

#	Player	Total		3-Ptr		Rebounds		PF	TP	A	TO	Blk	Stl	Min
		FG-FGA	FT-FTA	FG-FGA	FT-FTA	Off	Def							
14	REYES, Chris	f	5-10	0-0	2-2	2	6	8	4	12	2	0	0	28
30	MURRAY JR., Lamond	f	6-13	1-2	1-3	2	9	11	2	14	0	3	2	39
12	GEHRING, Nate	c	1-2	0-0	2-2	1	4	5	2	4	0	1	1	21
03	MAJOR, Jeremy	g	4-9	0-1	1-3	0	2	2	3	9	2	6	0	32
21	HELLUMS, Knox	g	2-6	2-6	2-2	0	1	1	0	8	1	5	0	20
01	LEE, Elijah		2-2	1-1	4-4	0	4	4	1	9	1	2	0	23
23	ALLEN, Jonathan		4-6	2-3	0-0	1	2	3	2	10	1	2	0	25
31	TAYLOR, Nolan		2-2	0-0	0-0	1	0	1	4	2	0	0	0	12
Team						0	0	0						
Totals			26-50	6-13	12-16	7	28	35	18	70	9	19	3	4 200
FG % 1st Half: 12-27 44.4% 2nd half: 14-23 60.9% Game: 26-50 52.0% Deadball Rebounds 1														
3FG % 1st Half: 2-7 28.6% 2nd half: 4-6 66.7% Game: 6-13 46.2%														
FT % 1st Half: 3-5 60.0% 2nd half: 9-11 81.8% Game: 12-16 75.0%														

Montana 71 • 5-8

#	Player	Total		3-Ptr		Rebounds		PF	TP	A	TO	Blk	Stl	Min
		FG-FGA	FT-FTA	FG-FGA	FT-FTA	Off	Def							
20	KRSLOVIC, Fabijan	f	4-8	0-0	0-3	1	2	3	3	8	1	2	1	26
31	LOPEZ, Jack	f	3-7	3-5	2-2	1	7	8	2	11	2	0	1	35
00	OGUINE, Michael	g	0-1	0-1	0-0	0	2	2	5	0	2	1	0	16
04	PRIDGETT, Sayeed	g	0-3	0-1	4-4	1	1	2	0	4	0	1	0	11
14	RORIE, Ahmaad	g	7-15	3-4	4-5	0	5	5	1	21	8	1	0	37
01	DUNN, Mario		1-2	1-2	0-0	0	0	0	1	3	1	1	0	10
05	WRIGHT, Walter		0-2	0-0	0-0	0	0	0	1	0	2	3	0	16
24	MOOREHEAD, Bobby		2-5	1-3	1-1	0	0	0	3	6	0	1	0	27
33	SAMUELSON, Jared		0-1	0-0	1-2	1	2	3	1	1	2	1	0	10
34	GFELLER, Brandon		6-9	5-8	0-0	0	0	0	1	17	0	0	0	22
Team						0	1	1						
Totals			23-53	13-24	12-17	4	20	24	18	71	18	12	3	9 200
FG % 1st Half: 12-28 42.9% 2nd half: 11-25 44.0% Game: 23-53 43.4% Deadball Rebounds 3														
3FG % 1st Half: 9-17 52.9% 2nd half: 4-7 57.1% Game: 13-24 54.2%														
FT % 1st Half: 4-5 80.0% 2nd half: 8-12 66.7% Game: 12-17 70.6%														

Officials: Toby Doolittle, Nate Harris, Chad Shepherd
Technical fouls: Pepperdine-None. Montana-None.
Attendance: 3476

Score by periods	1st	2nd	Total
Pepperdine	29	41	70
Montana	37	34	71

Game 14

Dec. 29, 2016
Missoula, Mont.

Griz 74 62

Idaho State 62 • 2-11, 0-1

#	Player	Total		3-Ptr		Rebounds		PF	TP	A	TO	Blk	Stl	Min
		FG-FGA	FT-FTA	FG-FGA	FT-FTA	Off	Def							
13	TOPALOVIC, Novak	c	3-5	0-0	0-1	5	2	7	2	6	1	2	2	25
00	GARRITY, Hayes	g	0-7	0-4	0-0	1	2	3	0	0	1	2	0	1
01	LUZCANDO, Geno	g	2-7	0-1	4-4	0	5	5	4	8	2	2	0	32
03	TELFAR, Ethan	g	6-14	3-3	4-4	1	2	3	1	19	3	3	0	36
15	BOYD, Brandon	g	5-13	3-7	2-2	1	6	7	3	15	3	1	0	33
05	JONES, Robert		0-1	0-0	0	1	1	0	0	0	0	0	0	7
11	NAKKEN, Erik		1-2	1-2	0-0	0	2	2	1	3	1	1	0	12
22	WILKINSON, Clark		0-0	0-0	0	0	0	0	1	0	0	0	0	4
24	LENNOX, Stephen		3-4	0-1	0-0	0	3	3	2	6	0	0	0	15
32	MOCSAN, Balint		1-2	1-2	2-2	0	0	0	1	5	2	0	0	11
Team						0	0	0						
Totals			21-55	8-21	12-14	8	23	31	15	62	13	11	2	6 200
FG % 1st Half: 9-27 33.3% 2nd half: 12-28 42.9% Game: 21-55 38.2% Deadball Rebounds 0														
3FG % 1st Half: 4-9 44.4% 2nd half: 4-12 33.3% Game: 8-21 38.1%														
FT % 1st Half: 10-10 100.0% 2nd half: 2-4 50.0% Game: 12-14 85.7%														

Montana 74 • 6-8, 1-0

#	Player	Total		3-Ptr		Rebounds		PF	TP	A	TO	Blk	Stl	Min
		FG-FGA	FT-FTA	FG-FGA	FT-FTA	Off	Def							
20	KRSLOVIC, Fabijan	f	4-5	0-0	1-1	2	10	12	2	9	0	0	2	32
31	LOPEZ, Jack	f	0-2	0-1	1-2	1	0	1	2	1	2	1	1	16
00	OGUINE, Michael	g	4-7	1-3	0-0	1	5	6	4	9	2	2	0	23
04	PRIDGETT, Sayeed	g	2-5	0-1	1-2	1	5	6	1	5	1	2	0	18
14	RORIE, Ahmaad	g	10-14	4-6	0-0	1	1	2	2	24	6	0	0	32
01	DUNN, Mario		1-3	1-3	0-0	0	0	0	1	3	0	0	0	3
05	WRIGHT, Walter		8-15	3-8	2-2	0	1	1	1	21	7	2	0	28
15	SPOJA, Trevor		0-1	0-1	0-0	0	0	0	0	0	0	0	0	2
24	MOOREHEAD, Bobby		0-3	0-3	0-0	0	1	1	1	0	1	1	0	16
32	MISIPEKA-WARD, Aaron		0-1	0-0	0-0	1	0	1	0	0	1	0	0	2
33	SAMUELSON, Jared		1-1	0-0	0-1	0	3	3	2	2	1	0	0	13
34	GFELLER, Brandon		0-2	0-2	0-0	0	0	0	2	0	0	0	0	15
Team						1	2	3						
Totals			30-59	9-28	5-8	8	28	36	18	74	21	8	3	8 200
FG % 1st Half: 18-32 56.3% 2nd half: 12-27 44.4% Game: 30-59 50.8% Deadball Rebounds 1														
3FG % 1st Half: 5-14 35.7% 2nd half: 4-14 28.6% Game: 9-28 32.1%														
FT % 1st Half: 1-2 50.0% 2nd half: 4-6 66.7% Game: 5-8 62.5%														

Officials: Kevin Brill, Randy Richardson, Justin Shamion
Technical fouls: Idaho State-LUZCANDO, Geno. Montana-LOPEZ, Jack.
Attendance: 3848

Score by periods	1st	2nd	Total
Idaho State	32	30	62
Montana	42	32	74

Game 15

Dec. 31, 2016
Missoula, Mont.

84 Griz 81

Weber State 84 • 7-6 (2-0 BSC)

#	Player	Total		3-Ptr		Rebounds		PF	TP	A	TO	Blk	Stl	Min
		FG-FGA	FT-FTA	FG-FGA	FT-FTA	Off	Def							
35	HILL, Kyndahl	f	4-7	0-0	7-10	2	5	7	4	15	1	0	0	36
44	BRAXTON, Zach	c	3-5	0-0	1-2	0	2	2	2	7	0	0	1	23
05	JOHN, Cody	g	4-9	0-2	0-0	1	2	3	4	8	2	0	1	34
22	RICHARDSON, Ryan	g	0-1	0-1	2-2	0	4	4	3	2	4	2	0	32
30	SENGLIN, Jeremy	g	10-19	5-12	4-5	0	10	10	4	29	1	1	0	45
03	DALLAS, Jordan		1-6	0-0	2-3	4	1	5	3	4	0	1	0	5
10	HARDING, Jerrick		3-6	2-3	3-4	0	1	1	1	11	0	0	1	15
24	CANNON, McKay		0-1	0-1	0-0	0	1	1	3	0	1	0	0	9
25	BAKER, Dusty		3-7	1-3	1-1	0	4	4	2	8	3	0	0	26
Team						2	1	3						
Totals			28-61	8-22	20-27	9	31	40	26	84	12	4	3	0 225
FG % 1st Half: 10-30 33.3% 2nd half: 13-24 54.2% OT: 5-7 71.4% Game: 28-61 45.9% Deadball Rebounds 5														
3FG % 1st Half: 4-11 36.4% 2nd half: 2-7 28.6% OT: 2-4 50.0% Game: 8-22 36.4%														
FT % 1st Half: 12-16 75.0% 2nd half: 6-9 66.7% OT: 2-2 100.0% Game: 20-27 74.1%														

Montana 81 • 6-9 (1-1 BSC)

MONTANA BASKETBALL



Game 17

Jan. 7, 2017
Cheney, Wash.

Griz 65

EW 59

Montana 65 • 8-9 / 3-1 Big Sky

#	Player	Total		3-Ptr	Rebounds			PF	TP	A	TO	Blk	Stl	Min
		FG-FGA	FT-FTA	FG-FGA	Off	Def	Tot							
00	OGUINE,Michael	* 5-6	4-5	3-4	0	6	6	3	17	0	3	0	1	25
14	RORIE,Ahmaad	* 3-10	1-4	5-6	1	3	4	1	12	1	1	0	2	34
20	KRSLOVIC,Fabijan	* 2-6	0-0	0-2	0	6	6	1	4	2	2	0	1	31
31	LOPEZ,Jack	* 0-4	0-4	2-2	0	4	4	4	2	0	2	0	0	26
34	GFELLER,Brandon	* 1-1	0-0	1-3	0	2	2	1	3	1	1	0	2	18
04	PRIDGETT,Sayeed	2-4	0-0	0-0	0	5	5	1	4	1	0	0	0	13
05	WRIGHT,Walter	7-15	0-3	5-6	0	2	2	1	19	3	1	0	0	30
24	MOOREHEAD,Bobby	0-2	0-2	0-0	1	1	2	2	0	1	0	0	0	19
33	SAMUELSON,Jared	2-4	0-0	0-1	1	2	3	0	4	0	0	0	0	4
Team					1	1	2							
Totals		22-52	5-18	16-24	4	32	36	14	65	9	10	0	6	200
FG 1st Half: 11-28 39.3% 2nd half: 11-24 45.8% Game: 22-52 42.3%														
3FG 1st Half: 0-7 0.0% 2nd half: 5-11 45.5% Game: 5-18 27.8%														
FT 1st Half: 1-4 25.0% 2nd half: 15-20 75.0% Game: 16-24 66.7%														
Deadball Rebounds 3														

FG % 1st Half: 11-28 39.3% 2nd half: 11-24 45.8% Game: 22-52 42.3%
3FG % 1st Half: 0-7 0.0% 2nd half: 5-11 45.5% Game: 5-18 27.8%
FT % 1st Half: 1-4 25.0% 2nd half: 15-20 75.0% Game: 16-24 66.7%

Deadball
Rebounds
3

Eastern Washington 59 • 10-6/2-1 Big Sky

#		Player	Total		3-Ptr		Rebounds				PF	TP	A	TO	Blk	Stl	Min
			FG-FGA	FT-FTA	FG-FGA	FT-FTA	Off	Def	Total								
13		VULIKIC, Luka	* 1-5	0-1	0-0	1	2	3	2	2	0	0	0	0	0	19	
14		PEATLING, Mason	* 1-2	1-1	0-0	0	4	4	2	3	0	2	0	0	0	16	
24		WILEY, Jacob	* 3-10	0-0	4-4	1	13	14	4	10	0	6	0	1	38		
32		BLIZNYUK, Bogdan	* 9-23	0-7	3-4	0	6	6	3	21	6	2	0	2	40		
44		VON HOF, Felix	* 1-7	1-5	0-0	0	1	1	3	3	1	0	0	2	34		
02		GIBSON, Ty	2-2	1-1	0-0	1	0	1	3	5	0	0	0	0	0	12	
04		WASHINGTON, Sir	3-4	1-1	0-0	0	2	2	2	7	2	1	3	0	0	20	
20		BENZEL, Cody	0-1	0-1	0-0	0	0	0	0	0	0	0	0	0	0	5	
34		HUNT, Jesse	3-3	2-2	0-0	0	2	2	2	8	0	0	0	0	0	16	
Team						0	1	1									
Totals			23-57	6-19	7-8	3	31	34	21	59	9	11	3	5	20	0	
FG % 1st Half: 11-29			37.9%	2nd half: 12-28	42.9%	Game: 23-57			40.4%	Deadball Rebounds 0							
3FG % 1st Half: 2-7			28.6%	2nd half: 4-12	33.3%	Game: 6-19			31.6%								
FT % 1st Half: 1-2			50.0%	2nd half: 6-6	100.0	Game: 7-8			87.5%								

FG % 1st Half: 11-29 37.9% 2nd half: 12-28 42.9% Game: 23-57 40.4%
3FG % 1st Half: 2-7 28.6% 2nd half: 4-12 33.3% Game: 6-19 31.6%
FT % 1st Half: 1-2 50.0% 2nd half: 6-6 100.0% Game: 7-8 87.5%

Deadball
Rebounds
0

Officials: Chad Shepherd, Shawn Cather, Matthew Rukasin
Technical fouls: Montana-None. Eastern Washington-TEAM.
Attendance: 2107

Score by periods	1st	2nd	Total
Montana	23	42	65
Eastern Washington	25	34	59

Game 18

Jan. 12, 2017
Missoula, Mont.

Griz 89

68

Northern Colorado 68 • 7-9, 3-2 BSC

#	Player	Total		3-Ptr		Rebounds		PF	TP	A	TO	Blk	Stl	Min	
		FG-FGA	FG-FGA	FT-FTA	Off	Def	Tot								
10	SYLLA, Ibrahim	f	0-2	0-0	0-0	1	3	4	2	0	0	2	2	0	11
30	DOTSON, Jon'te	f	1-2	0-1	0-0	1	2	3	1	2	0	0	1	0	16
00	DAVIS, Jordan	g	7-13	0-2	5-8	0	1	1	0	19	3	5	0	1	30
12	RADEBAUGH, Jonah	g	0-3	0-1	0-0	0	2	2	1	0	1	0	0	1	30
13	GLOTTA, Chaz	g	3-8	1-4	0-0	0	1	1	0	7	0	1	0	0	18
01	DAVIS, Gerard		7-14	1-1	8-9	6	6	12	2	23	1	2	0	1	25
02	CAREY, Kyle		1-1	0-0	0-0	0	3	3	1	2	1	0	0	0	7
03	MILES, DJ		2-5	2-4	0-3	0	1	1	2	6	0	1	0	0	27
04	LOOSE, Tyler		1-2	0-0	2-3	0	0	0	2	4	0	0	0	1	11
05	RANSON, Mike		0-1	0-1	0-0	0	1	1	1	0	0	1	0	0	4
21	VERCELLINO, Roberto		0-1	0-0	5-6	1	3	4	0	5	0	1	0	1	10
25	EDWARDS, Kai		0-1	0-0	0-0	0	1	1	0	0	0	0	0	0	11
	Team					0	0	0							
Totals			22-53	4-14	20-29	9	24	33	12	68	6	13	3	5	200

FG % 1st Half: 12-27 44.4% 2nd half: 10-26 38.5% Game: 22-53 41.5%
3FG % 1st Half: 1-6 16.7% 2nd half: 3-8 37.5% Game: 4-14 28.6%
FT % 1st Half: 5-9 55.6% 2nd half: 15-20 75.0% Game: 20-29 69.0%

Deadball
Rebounds
1

Montana 89 • 9-9, 4-1 BSC

#	Player	Total		3-Ptr		Rebounds		PF	TP	A	TO	Blk	Stl	Min
		FG-FGA	FT-FTA	FG-FGA	FT-FTA	Off	Def							
20	KRSLOVIC,Fabijan	f 3-6	0-0	0-0	3 5 8	3	6	4	1	0	3	27		
31	LOPEZ,Jack	f 6-10	6-10	0-0	0 6 6	3	18	0	0	0	0	23		
00	OGUINE,Michael	g 7-10	4-6	0-0	1 3 4	0	18	1	1	1	2	34		
14	RORIE,Ahmaad	g 7-13	3-4	2-2	0 3 3	2	19	4	2	0	2	29		
34	GFELLER,Brandon	g 1-7	0-6	0-1	1 1 2	2	2	1	0	1	0	18		
04	PRIDGETT,Sayeed	2-4	0-0	0-0	1 3 4	4	4	4	1	0	1	17		
05	WRIGHT,Walter	5-7	1-2	5-5	0 1 1	4	16	3	2	0	0	20		
15	SPOJA,Trever	1-2	1-1	1-2	0 0 0	0	4	0	0	0	0	2		
24	MOOREHEAD,Bobby	0-2	0-2	0-0	2 4 6	3	0	2	1	1	0	18		
32	MISIPEKA-WARD,Aaron	0-0	0-0	2-4	1 1 2	0	2	0	1	0	0	3		
33	SAMUELSON,Jared	0-1	0-0	0-0	0 0 0	4	0	0	3	2	0	9		
Team					1 3 4									
Totals		32-62	15-31	10-14	10 30 40	25	89	19	12	5	8	200		

FG % 1st Half: 19-32 59.4% 2nd half: 13-30 43.3% Game: 32-62 51.6%
3FG % 1st Half: 10-17 58.8% 2nd half: 5-14 35.7% Game: 15-31 48.4%
FT % 1st Half: 2-2 100.0% 2nd half: 8-12 66.7% Game: 10-14 71.4%

Deadball
Rebounds
0

Officials: Rob Kruger, Nate Harris, Charles Rydzak
Technical fouls: Northern Colorado-None. Montana-None.
Attendance: 3438

Score by periods	1st	2nd	Total
Northern Colorado	30	38	68
Montana	50	39	89

Game 19

Jan. 14, 2017
Missoula, Mont.

Griz 76

ND 70

North Dakota 70 • 9-7 (4-2 BSC)

#	Player	Total		3-Ptr		Rebounds		PF	TP	A	TO	Blk	Stl	Min	
		FG-FGA	FT-FTA	FG-FGA	FT-FTA	Off	Def								Tot
32	AVANTS, Conner	f	1-5	0-0	0-0	3	1	4	2	2	1	2	0	19	
43	BERNSTINE, Drick	f	3-6	0-0	0-0	3	8	11	1	6	2	3	0	31	
00	CRANDALL, Geno	g	10-13	2-2	6-8	1	2	3	5	28	3	4	1	2	27
01	BALDWIN, Corey	g	4-10	2-6	1-1	0	4	4	2	11	2	1	0	0	34
21	HOOKER, Quinton	g	4-11	0-2	0-0	0	7	7	3	8	2	2	0	0	36
03	BROWN, Billy		0-0	0-0	0-0	0	0	0	1	0	0	0	0	0	0+
05	SHANKS, Carson		2-5	0-0	4-5	0	1	1	4	8	1	1	3	0	24
15	SEALES, Cortez		3-9	0-0	1-1	0	4	4	2	7	1	2	0	0	29
Team						2	0	2							
Totals			27-59	4-10	12-15	9	27	36	20	70	12	15	4	2	200
FG % 1st Half: 13-26 50.0% 2nd half: 14-33 42.4% Game: 27-59 45.8% Deadball															
3FG % 1st Half: 1-4 25.0% 2nd half: 3-6 50.0% Game: 1-10 40.0% Rebounds															
FT % 1st Half: 4-5 80.0% 2nd half: 8-10 80.0% Game: 12-15 80.0% 1															

FG % 1st Half: 13-26 50.0% 2nd half: 14-33 42.4% Game: 27-59 45.8%
3FG % 1st Half: 1-4 25.0% 2nd half: 3-6 50.0% Game: 4-10 40.0%
FT % 1st Half: 4-5 80.0% 2nd half: 8-10 80.0% Game: 12-15 80.0%

Deadball
Rebounds
1

Montana 76 • 10-9 (5-1 BSC)

#	Player	Total		3-Ptr		Rebounds		PF	TP	A	TO	Blk	Stl	Min
		FG-FGA	FT-FTA	FG-FGA	FT-FTA	Off	Def							
20	KRSLOVIC, Fabijan	f 7-8	0-0	2-4	3	7	10	3	16	0	2	0	0	24
31	LOPEZ, Jack	f 4-10	4-7	1-2	0	3	3	2	13	0	1	1	0	36
00	OGUINE, Michael	g 2-7	0-2	2-6	3	8	11	3	6	3	1	0	2	35
14	RORIE, Ahmaad	g 7-16	0-3	6-6	1	4	5	2	20	3	0	1	1	35
34	GFELLER, Brandon	g 1-2	0-1	0-0	0	1	1	0	2	1	1	0	1	14
04	PRIDGETT, Sayeed	0-2	0-0	0-0	0	0	0	0	0	0	0	0	0	4
05	WRIGHT, Walter	5-13	0-2	3-3	0	0	0	3	13	4	0	0	0	25
24	MOOREHEAD, Bobby	0-1	0-1	1-2	0	2	2	2	1	0	1	1	0	19
33	SAMUELSON, Jared	2-4	0-0	1-2	2	0	2	0	5	0	1	0	1	8
Team					2	0	2							
Totals		28-63	4-16	16-25	11	25	36	15	76	11	7	3	5	200

FG % 1st Half: 14-33 42.4% 2nd half: 14-30 46.7% Game: 28-63 44.4%
3FG % 1st Half: 3-10 30.0% 2nd half: 1-6 16.7% Game: 4-16 25.0%
FT % 1st Half: 1-2 50.0% 2nd half: 15-23 65.2% Game: 16-25 64.0%

Deadball
Rebounds
6

Officials: Doran Gotschall, Matt Mason, Johnny Harrington
Technical fouls: North Dakota-None. Montana-None.
Attendance: 3719

Score by periods	1st
------------------	-----

MONTANA BASKETBALL



Game 21

Jan. 21, 2017

Sacramento, Calif.



92



83

Montana 83 • 10-11, 5-3

#	Player	Total		3-Ptr		Rebounds			PF	TP	A	TO	Blk	Stl	Min
		FG-FGA	FT-FTA	FG-FGA	FT-FTA	Off	Def	Tot							
20	KRSLOVIC, Fabijan	5-9	0-0	0-0	0-0	0	1	1	4	10	0	2	1	0	33
31	LOPEZ, Jack	3-7	0-3	0-0	1	6	7	3	6	2	1	2	0	30	35
00	OGUINE, Michael	6-8	1-2	2-2	3	3	6	4	15	1	1	0	0	28	25
14	RORIE, Ahmaad	8-17	4-9	2-2	0	3	3	4	22	3	0	0	0	36	36
34	GFELLER, Brandon	0-2	0-1	0-0	1	2	3	0	0	1	1	0	0	11	11
01	DUNN, Mario	0-2	0-2	0-0	0	1	1	1	0	1	0	1	1	19	19
04	PRIDGETT, Sayeed	12-17	0-0	4-5	1	3	4	1	28	3	1	0	1	31	31
05	WRIGHT, Walter	0-2	0-0	0-0	0	0	0	0	0	1	0	0	0	7	7
24	MOOREHEAD, Bobby	0-0	0-0	0-0	0	0	0	0	5	0	0	0	0	0	6
33	SAMUELSON, Jared	1-1	0-0	0-0	0	0	0	1	2	0	0	0	0	2	2
Team						1	1	2							
Totals		35-65	5-17	8-9	7	20	27	23	83	12	6	4	3	200	

FG % 1st Half: 17-29 58.6% 2nd half: 18-36 50.0% Game: 35-65 53.8%
 3FG % 1st Half: 0-7 0.0% 2nd half: 3-10 30.0% Game: 5-17 29.4%
 FT % 1st Half: 0-1 0.0% 2nd half: 8-8 100.0% Game: 8-9 88.9%

Deadball
Rebounds
0

Sacramento State 92 • 6-12, 3-4

#	Player	Total		3-Ptr		Rebounds			PF	TP	A	TO	Blk	Stl	Min
		FG-FGA	FT-FTA	FG-FGA	FT-FTA	Off	Def	Tot							
03	STRINGS, Justin	5-7	3-5	1-1	0	5	5	4	14	1	4	0	0	33	33
33	HORNSBY, Nick	7-9	4-5	7-8	2	4	6	4	25	2	0	1	0	24	24
44	STUTEVILLE, Eric	7-9	0-0	4-5	2	3	5	2	18	0	1	0	0	25	25
00	GRAVES, Marcus	6-13	0-1	6-8	1	2	3	1	18	13	2	2	0	37	37
24	M.L.E'AF, Izayah	1-4	1-3	0-0	0	1	1	0	3	2	0	0	1	29	29
01	JACOBS, Chibueze	3-4	1-1	0-1	2	2	4	0	7	0	0	0	1	13	13
04	UGBAJA, Jiday	0-2	0-0	0-0	1	0	1	0	0	1	0	0	0	3	3
11	JACKSON, Travis	1-3	0-2	1-2	0	2	0	0	3	4	2	0	1	21	21
30	PATTON, Joshua	2-4	0-0	0-2	1	5	6	1	4	0	0	4	0	15	15
Team						0	0	0							
Totals		32-55	9-17	19-27	9	24	33	13	92	22	10	7	3	200	

FG % 1st Half: 17-32 53.1% 2nd half: 15-23 65.2% Game: 32-55 58.2%
 3FG % 1st Half: 6-13 46.2% 2nd half: 3-4 75.0% Game: 5-17 29.4%
 FT % 1st Half: 1-2 50.0% 2nd half: 18-25 72.0% Game: 19-27 70.4%

Deadball
Rebounds
2

Officials: Gregory Nixon, Matthew Rukasin, Jim Schipper
 Technical fouls: Montana-None. Sacramento State-None.
 Attendance: 1112

Score by periods	1st	2nd	Total
Montana	34	49	83
Sacramento State	41	51	92

Game 22

Jan. 26, 2017

Missoula, Mont.



72



60

Eastern Washington 72 • 14-7 (6-2 BSC)

#	Player	Total		3-Ptr		Rebounds			PF	TP	A	TO	Blk	Stl	Min
		FG-FGA	FT-FTA	FG-FGA	FT-FTA	Off	Def	Tot							
14	PEATLING, Mason	5-7	3-3	0-0	2	1	3	5	13	0	1	0	0	26	26
24	WILEY, Jacob	3-5	0-0	4-4	1	3	4	5	10	1	1	1	2	25	25
44	VON HOFE, Felix	0-7	0-5	0-0	0	2	2	0	0	0	0	0	0	28	28
13	VULIKIC, Luka	5-7	0-0	0-1	3	3	6	3	10	0	1	0	2	35	35
32	BLIZNYUK, Bogdan	11-16	2-3	4-5	2	8	10	3	28	3	4	2	0	33	33
02	GIBSON, Ty	1-3	1-3	0-0	0	0	0	0	3	0	0	0	2	13	13
04	WASHINGTON, Sir	1-3	0-0	6-10	0	3	3	3	8	1	2	0	0	21	21
20	BENZEL, Cody	0-1	0-1	0-0	0	0	0	1	0	1	0	0	0	3	3
34	HUNT, Jesse	0-3	0-2	0-0	3	2	5	1	0	0	1	0	0	16	16
Team						2	1	3							
Totals		26-52	6-17	14-20	13	23	36	21	72	6	11	3	6	200	

FG % 1st Half: 14-29 48.3% 2nd half: 12-23 52.2% Game: 26-52 50.0%
 3FG % 1st Half: 4-11 36.4% 2nd half: 2-6 33.3% Game: 6-17 35.3%
 FT % 1st Half: 3-5 60.0% 2nd half: 11-15 73.3% Game: 14-20 70.0%

Deadball
Rebounds
0

Montana 60 • 10-12 (5-4 BSC)

#	Player	Total		3-Ptr		Rebounds			PF	TP	A	TO	Blk	Stl	Min
		FG-FGA	FT-FTA	FG-FGA	FT-FTA	Off	Def	Tot							
20	KRSLOVIC, Fabijan	2-5	0-0	3-4	2	2	4	5	7	2	1	0	0	17	17
31	LOPEZ, Jack	1-5	0-3	2-2	0	3	3	2	4	0	0	0	0	28	28
00	OGUINE, Michael	4-9	0-1	6-7	2	5	7	3	14	2	2	1	2	35	35
01	DUNN, Mario	2-4	2-4	1-2	0	2	2	3	7	0	2	1	1	26	26
04	PRIDGETT, Sayeed	5-11	0-0	1-2	2	3	5	2	11	4	2	0	1	38	38
15	SPOJA, Trevor	1-1	1-1	0-0	0	0	0	0	3	0	0	0	0	1	1
24	MOOREHEAD, Bobby	2-5	1-3	0-1	0	2	2	1	5	0	1	0	2	25	25
32	MISIPEKA-WARD, Aaron	0-0	0-0	0-0	0	0	0	0	1	0	0	0	0	3	3
33	SAMUELSON, Jared	2-3	0-0	1-2	1	1	2	1	5	1	0	1	0	10	10
34	GFELLER, Brandon	1-4	0-2	2-4	0	0	0	2	4	0	0	0	1	17	17
Team						1	1	2							
Totals		20-47	4-14	16-24	8	19	27	20	60	9	8	3	8	200	

FG % 1st Half: 9-24 37.5% 2nd half: 11-23 47.8% Game: 20-47 42.6%
 3FG % 1st Half: 1-5 20.0% 2nd half: 3-9 33.3% Game: 4-14 28.6%
 FT % 1st Half: 8-12 66.7% 2nd half: 8-12 66.7% Game: 16-24 66.7%

Deadball
Rebounds
4

Officials: Daryl Gelinas, Mo Munsell, Jason Horsley
 Technical fouls: Eastern Washington-None. Montana-None.
 Attendance: 3637

Score by periods	1st	2nd	Total
Eastern Washington	35	37	72
Montana	27	33	60

Game 23

Jan. 28, 2017

Missoula, Mont.



85



77

Idaho 85 • 10-10 (5-4 BSC)

#	Player	Total		3-Ptr		Rebounds			PF	TP	A	TO	Blk	Stl	Min
		FG-FGA	FT-FTA	FG-FGA	FT-FTA	Off	Def	Tot							
21	Mkrtychyan, Arkady	6-10	0-0	5-6	2	5	7	3	17	4	0	3	1	33	33
23	Sherwood, Nate	5-8	1-2	4-5	3	3	6	2	15	1	0	2	1	30	30
44	Scott, Jordan	0-0	0-0	0-0	1	2	3	0	1	2	0	1	0	20	20
11	Sanders, Victor	11-22	1-8	5-5	0	0	0	3	28	4	3	1	2	42	42
14	Sherwood, Chad	2-6	0-1	4-4	0	4	4	3	8	1	1	1	0	33	33
00	Blair, Nick	1-3	0-0	0-0	1	3	4	2	2	0	2	0	0	10	10
04	Blake, Brayon	1-9	0-2	3-5	2	3	5	2	5	0	2	0	2	20	20
05	Straughan, Jake	1-1	1-1	0-0	0	0	0	0	3	0	0	0	0	4	4
13	Ingram, Pat	1-2	1-1	1-2	0	4	4	2	4	0	1	0	1	18	18
25	Allen, Trevon	1-2	1-2	0-1	0	4	4	3	3	2	1	0	0	12	12
41	Egbert, Ty	0-2	0-0	0-0	0	1	1	0	0	0	0	0	0	3	3
Team						3	3	6							
Totals		29-65	5-17	22-28	12	32	44	24	85	13	12	7	8	225	

FG % 1st Half: 14-31 45.2% 2nd half: 11-29 37.9% OT: 4-5 80.0% Game: 29-65 44.6%
 3FG % 1st Half: 2-9 22.2% 2nd half: 2-7 28.6% OT: 1-1 100.0% Game: 5-17 29.4%
 FT % 1st Half: 2-5 40.0% 2nd half: 12-15 80.0% OT: 8-8 100.0% Game: 22-28 78.6%

Deadball
Rebounds
3

Montana 77 • 10-13 (5-5 BSC)

#	Player		Total		3-Ptr	Rebounds					PF	TP	A	TO	Blk	Stl	Min
			FG-FGA	FT-FTA	FG-FGA	Off	Def	Tot									
20	KRSLOVIC,Fabijan	f	3-10	0-0	3-4	2	4	6	5	9	1	0	3	1	35		
31	LOPEZ,Jack	f	3-5	3-5	0-0	0	3	3	2	9	1	0	0	2	20		
00	OGUINE,Michael	g	9-16	2-6	5-6	2	5	7	5	25	1	3	1	1	39		
04	PRIDGETT,Sayeed	g	2-4	0-0	0-0	0	6	6	3	4	0	1	0	0	25		
14	RORIE,Ahmaad	g	4-14	2-5	1-2	1	1	2	1	11	3	4	0	3	36		
01	DUNN,Mario		0-0	0-0	0-0	1	1	2	1	0	0	1	0	0	15		
05	WRIGHT,Walter		4-12	1-4	5-6	1	1	2	4	14	3	5	0	1	30		
24	MOOREHEAD,Bobby		1-6	0-3	2-2	3	1	4	2	4	0	0	1	0	16		
33	SAMUELSON,Jared		0-1	0-0	1-2	0	0	0	0	1	0	0	0	0	1		
34	GELLER,Brandon		0-0	0-0	0-0	0	1	1	0	0	1	0	0	0	8		
	Team					2	3	5									
Totals			26-68	8-23	17-22	12	26	38	23	77	10	14	5	8	225		

MONTANA BASKETBALL



Game 25

Feb. 9, 2017
Cedar City, Utah

Griz 70 **55**

Montana 70 • 7-5 (12-13)

#	Player	Total		3-Ptr		Rebounds		PF	TP	A	TO	Blk	Stl	Min
		FG-FGA	FG-FGA	FT-FTA	Off	Def	Total							
00	OGUINE,Michael	* 1-4	0-1	2-2	0	5	5	3	4	1	1	1	0	25
14	RORIE,Ahmaad	* 0-4	0-4	2-2	1	0	1	2	2	1	0	0	0	12
20	KRSLOVIC,Fabijan	* 1-1	0-0	8-9	3	5	8	2	10	0	1	1	1	24
31	LOPEZ,Jack	* 1-4	0-2	3-4	1	7	8	3	5	1	1	0	0	23
34	GFELLER,Brandon	* 1-4	1-4	0-0	0	0	0	2	3	1	1	0	0	13
01	DUNN,Mario	0-2	0-1	0-0	0	0	0	0	0	1	0	0	0	4
04	PRIDGETT,Sayeed	8-13	0-0	3-5	2	3	5	3	19	2	2	1	0	28
05	WRIGHT,Walter	5-11	2-5	2-2	0	4	4	1	14	2	3	0	0	28
24	MOOREHEAD,Bobby	2-5	1-4	0-0	1	4	5	3	5	2	1	1	1	25
33	SAMUELSON,Jared	3-6	0-0	2-2	3	1	4	1	8	0	1	0	1	18
Team					1	0	1							
Totals		22-54	4-21	22-26	12	29	41	20	70	11	11	4	3	200
FG % 1st Half: 12-31 38.7%		2nd half: 10-23 43.5%	Game: 22-54 40.7%		Deadball Rebound 1									
3FG % 1st Half: 2-13 15.4%		2nd half: 2-8 25.0%	Game: 4-21 19.0%											
FT % 1st Half: 8-10 80.0%		2nd half: 14-16 87.5%	Game: 22-26 84.6%											

Southern Utah 55 • 2-10 (4-21)

#	Player	Total		3-Ptr		Rebounds		PF	TP	A	TO	Blk	Stl	Min
		FG-FGA	FT-FTA	FG-FGA	FT-FTA	Off	Def							
11	Joyce, Will	f 5-7	0-0	0-2	3 5 8	5	10	1	1	1	0	30		
34	Musoko, Christian	c 1-3	0-0	0-0	1 4 5	4	2	2	2	0	0	20		
00	Onwuasor, Randy	g 6-18	1-6	3-4	0 6 6	4	16	1	3	0	0	34		
05	Marshall, John	g 3-8	0-1	0-1	1 4 5	0	6	0	2	2	1	36		
14	McGee, James	g 2-9	2-8	0-1	0 2 2	3	6	2	1	0	0	31		
03	Day, Decardo	1-3	0-1	0-0	0 1 1	1	2	0	0	0	0	7		
13	Parsons, Race	3-7	0-4	0-0	0 0 0	0	6	0	0	0	1	16		
22	Madunic, Ivan	0-1	0-1	1-2	0 1 1	1	1	0	0	1	2	10		
33	Johnson, Matthew	0-0	0-0	0-0	0 0 0	0	0	0	0	0	0	3		
35	Holker, Brayden	2-2	0-0	2-2	1 0 1	5	6	0	2	0	1	13		
Team					1 0 1									
Totals		23-58	3-21	6-12	7 23 30	23	55	6	11	4	5	200		
FG % 1st Half: 11-31 35.5% 2nd half: 12-27 44.4% Game: 23-58 39.7% Deadball Rebound 5														
3FG % 1st Half: 1-12 8.3% 2nd half: 2-9 22.2% Game: 3-21 14.3%														
FT % 1st Half: 0-3 0.0% 2nd half: 6-9 66.7% Game: 6-12 50.0%														

Officials: Nate Harris, Randy Richardson, Schatzman
Technical fouls: Montana-None. Southern Utah-None.
Attendance: 1923

Score by periods	1st	2nd	Total
Montana	34	36	70
Southern Utah	23	32	55

Game 26

Feb. 11, 2017
Flagstaff, Ariz.

Griz 76 **59**

Montana 76 • 13-13, 8-5 BSC

#	Player	Total		3-Ptr		Rebounds		PF	TP	A	TO	Blk	Stl	Min
		FG-FGA	FG-FGA	FT-FTA	Off	Def	Tot							
20	KRSLOVIC, Fabijan	f	2-3	0-0	0-0	1	5	6	4	4	3	3	1	29
31	LOPEZ, Jack	f	3-7	3-7	0-0	1	5	6	3	9	1	0	0	24
00	OGUINE, Michael	g	4-8	0-1	1-2	5	2	7	1	9	0	1	0	25
14	RORIE, Ahmaad	g	5-10	2-5	2-2	1	2	3	2	14	2	1	0	30
34	GFELLER, Brandon	g	0-2	0-2	0-0	0	2	2	2	0	0	0	1	0
01	DUNN, Mario		1-2	0-1	0-0	0	0	0	0	2	1	0	0	7
04	PRIDGETT, Sayeed		4-4	0-0	0-0	0	4	4	4	8	1	1	0	0
05	WRIGHT, Walter		1-6	0-2	0-0	0	1	1	1	2	3	2	1	0
24	MOOREHEAD, Bobby		2-3	2-3	2-4	0	1	1	0	8	0	0	0	0
33	SAMUELSON, Jared		7-9	0-0	6-6	2	1	3	0	20	1	0	1	0
Team						0	3	3						
Totals			29-54	7-21	11-14	10	26	36	17	76	12	8	4	3
														200
FG % 1st Half: 15-31 48.4% 2nd half: 14-23 60.9% Game: 29-54 53.7% Deadball Rebounds 0														
3FG % 1st Half: 5-15 33.3% 2nd half: 2-6 33.3% Game: 7-21 33.3%														
FT % 1st Half: 2-3 66.7% 2nd half: 9-11 81.8% Game: 11-14 78.6%														

Northern Arizona 59 • 7-19, 4-9 BSC

#	Player	Total		3-Ptr		Rebounds		PF	TP	A	TO	Blk	Stl	Min	
		FG-FGA	FG-FGA	FT-FTA	Off	Def	Tot								
11	KALUNA, Ako	f	6-9	0-1	1-4	4	2	6	2	13	1	1	1	28	
34	MARTIN, Jordyn	f	4-8	0-0	1-4	2	4	6	4	9	3	1	0	27	
12	DE LAVEAGA, Kye	g	0-1	0-1	0-0	0	0	0	0	0	1	0	0	10	
32	BOWLING, Chris	g	1-5	0-1	0-0	1	0	1	1	2	0	1	0	15	
41	DEBERRY, Marcus	g	5-9	2-4	0-0	0	2	2	0	12	3	1	0	1	32
04	ANDERSON, JoJo		4-7	0-2	1-4	0	2	2	2	9	3	0	0	2	30
05	GREEN, Mike		4-13	2-7	0-0	1	1	2	0	10	1	4	0	1	28
22	DEBISSCHOP, Brooks		0-1	0-0	0-0	1	0	1	1	0	0	2	1	0	9
33	THOMAS, Isaiah		1-3	0-0	2-4	2	5	7	2	4	0	0	1	1	15
35	SECK, Aziz		0-1	0-0	0-0	0	1	1	1	0	1	0	0	0	6
Team						2	1	3							
Totals			25-57	4-16	5-16	13	18	31	13	59	13	10	3	6	200
FG % 1st Half: 13-32 40.6% 2nd half: 12-25 48.0% Game: 25-57 43.9% Deadball Rebounds															
3FG % 1st Half: 4-10 40.0% 2nd half: 0-6 0.0% Game: 4-16 25.0%															
FT % 1st Half: 1-4 25.0% 2nd half: 4-12 33.3% Game: 5-16 31.3% 4															

Officials: Kurt Walker, Levon Zakarian, Michael Rapp
Technical fouls: Montana-None. Northern Arizona-None.
Attendance: 1453

Score by periods	1st	2nd	Total
Montana	37	39	76
Northern Arizona	31	28	59

Game 27

Feb. 16, 2017
Missoula, Mont.

S 67 **65**

Sacramento State 67 • 10-14 (7-6 BSC)

#	Player	Total		3-Ptr		Rebounds		PF	TP	A	TO	Blk	Stl	Min	
		FG-FGA	FT-FTA	FG-FGA	FT-FTA	Off	Def								
03	STRINGS, Justin	f	13-20	0-2	3-5	3	4	7	4	29	0	2	0	35	
30	HORNSBY, Nick	f	3-8	0-2	3-6	0	8	8	5	9	4	2	2	37	
44	STUTEVILLE, Eric	c	3-5	0-0	3-4	1	1	2	5	9	0	1	1	30	
00	GRAVES, Marcus	g	5-13	0-2	5-9	1	5	6	0	15	3	6	0	1	37
24	M.L'E/AF, Izayah	g	2-5	0-0	1-2	2	1	3	2	5	1	0	0	1	22
01	JACOBS, Chibueze		0-1	0-1	0-0	0	2	2	2	0	0	1	1	0	12
11	JACKSON, Travis		0-0	0-0	0-0	0	1	1	1	0	0	0	0	0	21
30	PATTON, Joshua		0-0	0-0	0-2	0	2	2	0	0	0	0	0	0	6
Team						2	0	2							
Totals			26-52	0-7	15-28	9	24	33	19	67	8	12	4	5	200
FG % 1st Half: 12-26 46.2% 2nd half: 14-26 53.8% Game: 26-52 50.0% Deadball Rebounds 6															
3FG % 1st Half: 0-4 0.0% 2nd half: 0-3 0.0% Game: 0-7 0.0%															
FT % 1st Half: 3-6 50.0% 2nd half: 12-22 54.5% Game: 15-28 53.6%															

Montana 65 • 13-14 (8-6 BSC)

#	Player		Total		3-Ptr		Rebounds		PF	TP	A	TO	Blk	Stl	Min
			FG-FGA	FG-FGA	FT-FTA	Off	Def	Total							
20	KRSLOVIC, Fabijan	f	2-4	0-0	0-0	1	5	6	5	4	2	3	1	2	16
31	LOPEZ, Jack	f	2-4	1-3	2-4	0	1	1	4	7	0	1	0	0	25
00	OGUINE, Michael	g	5-8	1-2	1-2	3	4	7	5	12	0	3	0	0	30
14	RORIE, Ahmadd	f	5-14	0-3	0-3	2	4	6	0	10	6	1	0	0	30
34	GELLER, Brandon	g	3-5	3-5	0-0	1	1	2	2	9	0	1	0	1	18
01	DUNN, Mario	f	0-1	0-1	0-0	0	1	1	1	0	0	0	0	1	10
04	PRIDGETT, Sayeed	f	1-3	0-0	0-0	0	1	1	2	2	3	0	2	0	18
05	WRIGHT, Walter	f	3-7	1-2	3-4	1	0	1	1	10	2	4	0	1	20
24	MOOREHEAD, Bobby	f	1-3	0-1	2-2	0	2	2	0	4	0	0	0	0	9
33	SAMUELSON, Jared	f	3-7	0-0	1-2	1	4	5	3	7	0	0	0	0	24
	Team					1	1	2	1						
Totals			25-56	6-17	9-17	10	24	34	24	65	13	13	3	5	200
FG % 1st Half: 15-31			48.4%	2nd half: 10-25	40.0%	Game: 25-56			44.6%	Deadball Rebounds					
3FG % 1st Half: 4-8			50.0%	2nd half: 2-9	22.2%	Game: 6-17			35.3%	5					
FT % 1st Half: 0-0			0.0%	2nd half: 9-17	52.9%	Game: 9-17			52.9%						

MONTANA BASKETBALL



Game 29

Feb. 25, 2017
Bozeman, Mont.

Griz 78 **69**

Montana 69 • 14-15/9-7 BSC

#	Player	Total		3-Ptr		Rebounds			PF	TP	A	TO	Blk	Stl	Min
		FG-FGA	FG-FGA	FT-FTA	FT-FTA	Off	Def	Tot							
24	MOOREHEAD, Bobby	f	3-6	2-5	0-0	0	3	3	5	8	0	0	0	0	19
31	LOPEZ, Jack	f	1-4	0-3	1-2	0	4	4	5	3	0	0	0	0	26
20	KRSLOVIC, Fabijan	c	2-3	0-0	8-9	1	5	6	4	12	1	1	0	1	27
00	OGUINE, Michael	c	3-6	0-0	2-5	0	1	1	2	8	3	0	0	2	31
14	RORIE, Ahmaad	g	7-18	1-7	4-4	1	4	5	3	19	2	1	0	0	37
01	DUNN, Mario		0-0	0-0	0-0	0	0	0	1	0	0	1	0	0	1
04	PRIDGETT, Sayeed		3-5	0-0	0-0	0	1	1	3	6	0	1	0	0	13
05	WRIGHT, Walter		1-7	0-3	2-4	0	1	1	3	4	3	3	0	0	14
15	SPOJA, Trevor		0-0	0-0	0-0	0	0	0	0	0	0	0	0	0	1
32	MISIPEKA-WARD, Aaron		0-0	0-0	0-0	0	0	0	0	0	0	0	0	0	1
33	SAMUELSON, Jared		1-4	0-0	1-2	0	3	3	0	3	0	1	0	1	19
34	GFELLER, Brandon		2-2	2-2	0-0	1	3	4	2	6	0	1	0	0	11
	Team					1	1	2							
	Totals		23-55	5-20	18-26	4	26	30	28	69	9	8	1	3	200

FG % 1st Half: 13-28 46.4% 2nd half: 10-27 37.0% Game: 23-55 41.8% Deadball Rebounds 3
3FG % 1st Half: 0-5 0.0% 2nd half: 6-15 33.3% Game: 5-20 25.0%
FT % 1st Half: 6-9 66.7% 2nd half: 12-17 70.6% Game: 18-26 69.2%

Montana State 78 • 15-14/10-6 BSC

#	Player	Total		3-Ptr		Rebounds			PF	TP	A	TO	Blk	Stl	Min
		FG-FGA	FG-FGA	FT-FTA	FT-FTA	Off	Def	Tot							
00	GREEN, Zach	f	4-7	0-0	4-5	1	9	10	3	12	2	2	1	1	20
03	HALL, Tyler	f	11-13	6-8	9-11	0	6	6	1	37	1	2	0	0	34
04	NEUMANN, Sam	c	1-2	0-1	5-5	2	7	9	3	7	1	1	1	0	29
05	FREY, Harald	g	2-6	1-4	1-3	0	2	2	4	6	2	2	0	1	32
10	KLINES, Devonte	g	1-7	0-1	3-6	0	0	0	3	5	2	1	0	2	28
01	MVUEZOLO JR., Joe		2-5	1-4	0-0	0	1	1	1	5	0	3	0	0	21
21	OSAYANDE, Benson		0-1	0-0	0-0	0	1	1	2	0	1	1	0	0	11
24	EVERETT, Quinton		2-8	0-4	2-5	1	5	6	4	6	1	0	0	1	23
31	KIRBY, Devin		0-0	0-0	0-0	0	0	0	2	0	0	0	0	0	2
	Team					1	2	3							
	Totals		23-49	8-22	24-35	5	33	38	23	78	10	12	2	5	200

FG % 1st Half: 9-23 39.1% 2nd half: 14-26 53.8% Game: 23-49 46.9% Deadball Rebounds 6
3FG % 1st Half: 2-10 20.0% 2nd half: 6-12 50.0% Game: 8-22 36.4%
FT % 1st Half: 11-15 73.3% 2nd half: 13-20 65.0% Game: 24-35 68.6%

Officials: Chris Rastatter, Casey McClellan, Jimmy Casas
Technical fouls: Montana-None. Montana State-None.
Attendance: 6772

Score by periods	1st	2nd	Total
Montana	32	37	69
Montana State	31	47	78

Game 30

March 2, 2017
Ogden, Utah

Griz 78 **74**

Montana 78 • 14-16, 10-7 BSC

#	Player	Total		3-Ptr		Rebounds			PF	TP	A	TO	Blk	Stl	Min
		FG-FGA	FG-FGA	FT-FTA	FT-FTA	Off	Def	Tot							
24	MOOREHEAD, Bobby	f	3-6	2-3	0-0	0	5	5	5	8	0	2	0	1	33
31	LOPEZ, Jack	f	0-3	0-2	0-0	0	2	2	1	0	1	0	0	2	25
20	KRSLOVIC, Fabijan	c	4-8	0-0	2-2	1	2	3	3	10	1	0	0	2	31
00	OGUINE, Michael	c	5-15	1-1	4-6	6	2	8	4	15	2	1	0	3	33
14	RORIE, Ahmaad	g	10-22	3-6	0-0	3	1	4	0	23	3	2	0	0	37
04	PRIDGETT, Sayeed		4-6	0-0	4-5	2	6	8	4	12	3	1	1	1	21
05	WRIGHT, Walter		4-7	0-0	2-2	0	1	1	2	10	0	0	0	0	9
33	SAMUELSON, Jared		0-0	0-0	0-0	0	1	1	1	1	0	1	0	0	4
34	GFELLER, Brandon		0-1	0-0	0-0	0	0	0	0	0	0	0	0	0	7
	Team					4	2	6							
	Totals		30-68	6-12	12-15	16	22	38	20	78	10	7	1	9	200

FG % 1st Half: 16-35 45.7% 2nd half: 14-33 42.4% Game: 30-68 44.1% Deadball Rebounds 3
3FG % 1st Half: 2-4 50.0% 2nd half: 4-8 50.0% Game: 6-12 50.0%
FT % 1st Half: 3-4 75.0% 2nd half: 9-11 81.8% Game: 12-15 80.0%

Weber State 74 • 16-12, 11-6 BSC

#	Player	Total		3-Ptr		Rebounds			PF	TP	A	TO	Blk	Stl	Min
		FG-FGA	FG-FGA	FT-FTA	FT-FTA	Off	Def	Tot							
35	HILL, Kyndahl	f	4-8	0-0	0-0	3	6	9	2	8	1	1	5	1	35
44	BRAXTON, Zach	c	3-8	0-0	0-0	0	6	6	3	6	0	0	3	0	28
05	JOHN, Cody	g	3-5	1-3	0-1	0	3	3	1	7	2	1	0	0	21
22	RICHARDSON, Ryan	g	4-4	2-2	0-0	0	3	3	1	10	1	3	0	0	23
30	SEGLIN, Jeremy	g	6-17	1-7	9-12	1	3	4	2	22	1	3	0	0	38
10	HARDING, Jerick		5-6	1-2	6-6	0	0	0	3	17	0	0	1	1	23
24	CANNON, McKay		0-1	0-0	2-2	1	0	1	1	2	4	0	0	0	15
25	BAKER, Dusty		1-4	0-2	0-0	0	1	1	1	2	1	1	0	1	17
	Team					1	0	1							
	Totals		26-53	5-16	17-21	6	22	28	14	74	10	9	9	3	200

FG % 1st Half: 14-25 56.0% 2nd half: 12-28 42.9% Game: 26-53 49.1% Deadball Rebounds 3
3FG % 1st Half: 2-7 28.6% 2nd half: 3-9 33.3% Game: 5-16 31.3%
FT % 1st Half: 5-7 71.4% 2nd half: 12-14 85.7% Game: 17-21 81.0%

Officials: Michael Irving, Bob Staffen, Kevin Brill
Technical fouls: Montana-None. Weber State-None.
Attendance: 6431

Score by periods	1st	2nd	Total
Montana	37	41	78
Weber State	35	39	74

Game 31

March 4, 2017
Pocatello, Idaho

Griz 95 **76**

Montana 95 • 16-15, 11-7

#	Player	Total		3-Ptr		Rebounds			PF	TP	A	TO	Blk	Stl	Min
		FG-FGA	FG-FGA	FT-FTA	FT-FTA	Off	Def	Tot							
20	KRSLOVIC, Fabijan	f	2-3	0-0	2-2	1	1	2	1	6	2	1	0	0	18
31	LOPEZ, Jack	f	3-9	3-7	0-0	0	2	2	2	9	1	0	0	0	22
00	OGUINE, Michael	g	6-13	1-3	6-9	3	2	5	4	19	1	0	0	5	32
14	RORIE, Ahmaad	g	10-16	3-5	4-4	1	0	1	2	27	5	1	0	0	35
24	MOOREHEAD, Bobby	g	3-6	2-3	0-0	0	3	3	2	8	0	0	0	0	18
04	PRIDGETT, Sayeed		3-6	0-0	2-2	3	6	9	4	8	2	3	1	1	24
05	WRIGHT, Walter		4-8	1-1	2-2	2	1	3	3	11	2	1	0	0	16
15	SPOJA, Trevor		1-1	0-0	0-0	0	0	0	0	2	0	0	0	0	2
32	MISIPEKA-WARD, Aaron		0-1	0-0	0-0	0	0	0	0	0	0	0	0	0	1
33	SAMUELSON, Jared		0-2	0-0	0-0	0	0	0	1	0	0	0	1	0	6
34	GFELLER, Brandon		2-3	1-2	0-0	1	6	7	2	5	0	0	0	0	17
	Team					3	2	5							
	Totals		34-68	11-21	16-19	14	23	37	21	95	13	6	2	7	200

FG % 1st Half: 18-36 50.0% 2nd half: 16-32 50.0% Game: 34-68 50.0% Deadball Rebounds 3,1
3FG % 1st Half: 8-14 57.1% 2nd half: 3-7 42.9% Game: 11-21 52.4%
FT % 1st Half: 4-5 80.0% 2nd half: 12-14 85.7% Game: 16-19 84.2%

Idaho State 76 • 6-25, 3-15

#	Player		Total		3-Ptr		Rebounds			PF	TP	A	TO	Blk	Stl	Min
			FG-FGA	FG-FGA	FT-FTA	Off	Def	Tot								
05	JONES, Robert	f	1-4	0-1	0-0	1	0	1	1	2	0	4	1	1	26	
13	TOPALOVIC, Novak	c	4-6	0-0	0-2	1	4	5	2	8	1	0	1	0	26	
01	LUZCANDO, Geno	g	4-6	0-1	4-5	2	3	5	4	12	1	1	1	1	23	
03	TELFAR, Ethan		8-23	1-4	15-16	0	4	4	1	32	3	3	2	1	38	
15	BOYD, Brandon	g	4-9	1-3	2-2	0	1	1	4	11	0	0	0	0	31	
11	NAKKEN, Erik		1-1	1-1	0-0	0	2	2	2	3	0	1	0	0	12	
22	WILKINSON, Clark		0-0	0-0	0-0	0	0	0	0	0	0	0	0	0	2	
24	LENNOX, Stephen		0-0	0-0	2-2	1	0	1	1	2	1	0	1	0	14	
32	MOCSAN, Balint		2-5	1-4	1-2	1	2	3	2	6	0	0	0	1	28	
	Team					2	3	5								
	Totals		24-54	4-14	24-29	8	19	27	17	76	6	9	6	4	200	

MONTANA BASKETBALL



The Big Sky Conference enters its 55th year and 29th year of women's competition during the 2017-18 season.

The Conference was established in 1963 by six charter members – Idaho, Idaho State, Gonzaga, Montana, Montana State and Weber State. The name originated in a novel written by A.B. Guthrie of Great Falls, MT, entitled "The Big Sky". Former Montana advertising director, Jack Hollowell, promoted the Big Sky theme for the Treasure State. While on a track-and-field trip from Pocatello, ID to Missoula, MT, legendary Dubby Holt of Idaho State saw a "Welcome to Big Sky Country" sign as his team entered Montana. Holt and his athletes thought "Big Sky" would be a perfect name for the new conference, and Harry Missildine of the Spokane Spokesman-Review called for the newly formed league to be named the Big Sky Conference in his column dated Feb. 20, 1963. The name "Big Sky" was adopted by the six presidents of the charter members as the name of the new conference on February 25, 1963.

The Big Sky's full membership represents nine states, spanning from the Pacific Ocean to the Red River Valley of North Dakota. The league is represented along the entire west coast with institutions in Washington, Oregon and California. League schools also range up and down the

Rocky Mountains with institutions in Montana, Idaho, Utah, Arizona and Colorado.

Four of the current league members - Idaho State, Montana, Montana State and Weber State - have been with the league since its birth. Northern Arizona enters its 47th season in the league, giving the league five members with at least 45 years of continuous membership. The Conference welcomed North Dakota and Southern Utah on July 1, 2012 as full members and UC Davis and Cal Poly as football affiliate members. Hartford and Binghamton joined the Big Sky as affiliate members in men's golf in 2014, and Idaho returned most of its sports to the Conference that same year. Eastern Washington, Northern Colorado, Portland State and Sacramento State round out the current membership.

The Big Sky is one of three conferences in the western United States playing Division I football and is a national leader in the Football Championship Subdivision. Big Sky teams have won the

Division I National Championship seven times, including Eastern Washington most recently in 2010. In 2017, Northern Arizona won the NCAA Division I Men's Cross Country National Championship, making them the first team to win a national championship in a sport other than football. Currently, the Conference sponsors championships in 16 sports (nine women's and seven men's sports), including softball, women's soccer, men's and women's indoor and outdoor track and field, basketball, golf, and tennis.

Andrea Williams serves as the Conference Commissioner. She is the first woman and first African-American to head the Conference. Williams took over the helm as Commissioner on July 1, 2016. She replaced Doug Fullerton who retired after 21 years of service to the Conference. Previous Commissioners include Ron Stephenson (1981-95), Steve Belko (1977-81), John Roning (1971-77), and Jack Friel (1963-71).

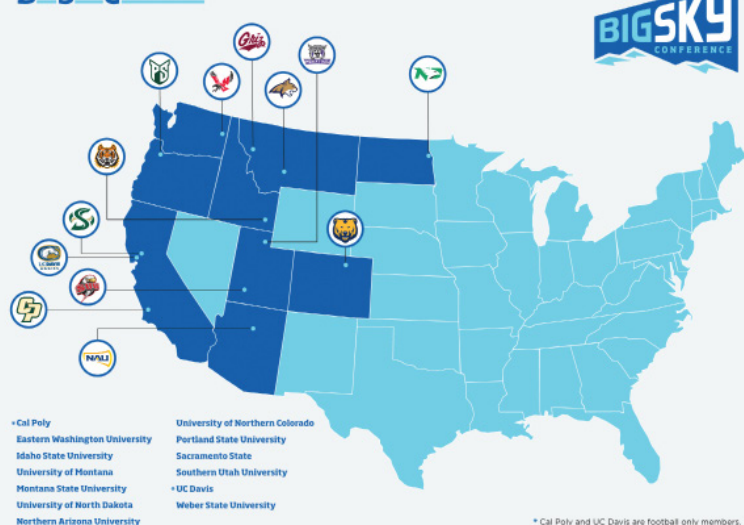
2016-17 BIG SKY CONFERENCE STANDINGS

School	Conf.	Pct.	Overall	Home	Away	Neutral
North Dakota [#]	14-4	0.778	22-9	11-2	7-6	W4
Eastern Washington	13-5	0.722	22-12	15-1	6-10	L2
Weber State	12-6	0.667	20-14	10-3	7-8	L1
Idaho [§]	12-6	0.667	19-14	12-3	6-10	L1
Montana	11-7	0.611	16-16	8-5	7-8	L1
Montana State	11-7	0.611	16-16	12-5	4-10	L2
Sacramento State	9-9	0.500	13-18	8-4	4-10	L1
Portland State	7-11	0.389	15-16	10-3	4-12	L1
Northern Colorado	7-11	0.389	11-18	6-6	4-11	W2
Northern Arizona	6-12	0.333	9-23	5-7	2-12	L1
Idaho State	3-15	0.167	5-26	4-7	1-16	L9
Southern Utah	3-15	0.167	6-27	3-10	2-14	L1

[#] Regular-season champion

[§] Tournament champion

BIGSKY COUNTRY



2017 Big Sky Tournament Results

Round 1

#8 Portland State 80, #9 Northern Arizona 67
 #7 Sacramento State 91, #10 Idaho State 76
 #11 Southern Utah 109, #6 Montana State 105 (3OT)

Quarterfinals

#1 North Dakota 95, #8 Portland State 72
 #4 Idaho 81, #5 Montana 77
 #2 Eastern Washington 89, #7 Sacramento State 70
 #3 Weber State 90, #11 Southern Utah 70

Semifinals

#1 North Dakota 69, #4 Idaho 64
 #3 Weber State 80, #2 Eastern Washington 72

Championship

#1 North Dakota 93, #3 Weber State 89 (OT)



MONTANA BASKETBALL



GRIZ ALL-CONFERENCE SELECTIONS - 1ST AND 2ND TEAMS

2016-17 Ahmaad Rorie 2nd Team	1998-99 Matt Williams 1st Team	1979-80 John Stroeder 2nd Team
2015-16 Martin Breunig [#] 1st Team	1997-98 J.R. Camel [#] 1st Team Craig Zanon 2nd Team
2014-15 Martin Breunig [^] 1st Team	1996-97 J.R. Camel 1st Team	1978-79 Allan Nielsen 2nd Team
..... Jordan Gregory 1st Team Kirk Walker 1st Team	1977-78 Michael R. Richardson ^{\$} .. 1st Team
2013-14 Kareem Jamar ^{\$} 1st Team	1995-96 Shawn Samuelson [#] 1st Team Allan Nielsen 2nd Team
2012-13 Kareem Jamar [!] 1st Team Shane Belnap 1st Team John Stroeder 2nd Team
..... Will Cherry ^{\$} 1st Team	1994-95 Matt Kempfert 1st Team	1976-77 Michael R. Richardson ... 1st Team
..... Mathias Ward 2nd Team Jeremy Lake 1st Team Michael J. Richardson ... 2nd Team
2011-12 Will Cherry 1st Team Shawn Samuelson 1st Team	1975-76 Michael R. Richardson [#] 1st Team
..... Kareem Jamar 1st Team	1991-92 Delvon Anderson [!] 1st Team	1974-75 Ken McKenzie [#] 1st Team
..... Derek Selvig 2nd Team Darren Engellant ^{\$} 1st Team Eric Hays 1st Team
..... Art Steward 2nd Team Roger Fasting 1st Team	1973-74 Ken McKenzie 1st Team
2010-11 Will Cherry 1st Team	1990-91 Kevin Kearney [#] 1st Team Eric Hays 2nd Team
..... Brian 1st Team Daren Engellant 1st Team Robin Selvig 2nd Team
2009-10 Anthony Johnson [#] 1st Team Delvon Anderson [^] N/A	1972-73 Mike Murray [#] 1st Team
2008-09 Anthony Johnson [^] 1st Team	1989-90 Kevin Kearney [^] 1st Team	1971-72 Mike Murray 1st Team
..... Jordan Hasquet 2nd Team Daren Engellant 1st Team	1969-70 Dave Gustafson 1st Team
2007-08 Andrew Strait [#] 1st Team	1988-89 Wayne Tinkle 2nd Team	1968-69 Harold Ross 1st Team
2006-07 Jordan Hasquet 1st Team	1987-88 Wayne Tinkle 2nd Team Ron Moore [#] 1st Team
..... Andrew Strait 2nd Team	1986-87 Scott Zanon 1st Team	1967-68 Ron Moore 1st Team
2005-06 Kevin Criswell [#] 1st Team	1985-86 Larry Krystkowiak [!] ^{\$} 1st Team	1965-66 John Holiday 2nd Team
..... Andrew Strait 1st Team	1984-85 Larry Krystkowiak [!] 1st Team John Quist 2nd Team
2004-05 Kamarr Davis [#] 1st Team Larry McBride 2nd Team	1964-65 Ed Samelton 2nd Team
..... Kevin Criswell 1st Team	1983-84 Larry Krystkowiak [!] 1st Team	1963-64 Tim Aldrich 2nd Team
2003-04 Kamarr Davis [^] 1st Team Marc Glass 1st Team	
2002-03 David Bell [#] 1st Team	1982-83 Derrick Pope [#] 1st Team	
2001-02 David Bell 1st Team	1981-82 Derrick Pope 1st Team	
1999-00 Matt Williams [#] 1st Team	1980-81 Craig Zanon 1st Team	

FORMER CONFERENCES

ALL-CONFERENCE SELECTIONS

All-Skyline Conference

1959-60 Dan Balko 2nd Team
1958-59 Dan Balko 1st Team
1957-58 Russell Sheriff 1st Team
..... James Powell 2nd Team
1956-57 Rudolph Rhoades 1st Team
..... Russell Sheriff 2nd Team
1953-54 Edward Anderson 1st Team
1952-53 Charles Davis 2nd Team

All-Pacific Coast Conference

1927-28 Sam Kain 1st Team
..... Cloyce Overturf 2nd Team
1925-26 Sam Kain 2nd Team
1924-25 Ted Illman 1st Team

All-Northwest Conference


1916-17 Ernest Prescott
--

[!] Player of the Year

[#] Two-time first-team selection

^{\$} Three-time first-team selection

[^] Newcomer of the Year



Michael Ray Richardson was Montana's first three-time first-team All-Big Sky selection.



MONTANA BASKETBALL




ANNUAL BIG SKY REGULAR-SEASON CHAMPIONS AND RUNNERS-UP

Year	Champions (Conference Record)	Runners-Up (Conference Record)
2016-17	North Dakota (14-4)	Eastern Washington (13-5)
2015-16	Weber State (15-3)	Montana (14-4)
2014-15	Montana , Eastern Washington (14-4)	Sacramento State, Northern Arizona (13-5)
2013-14	Weber State (14-6)	Montana , North Dakota, Northern Arizona (12-8)
2012-13	Montana (19-1)	Weber State (18-2)
2011-12	Montana (15-1)	Weber State (14-2)
2010-11	Northern Colorado (13-3)	Montana (12-4)
2009-10	Weber State (13-3)	Northern Colorado (12-4)
2008-09	Weber State (15-1)	Portland State, Montana (11-5)
2007-08	Portland State (14-2)	Northern Arizona (11-5)
2006-07	Weber State, Northern Arizona (11-5)	Montana (10-6)
2005-06	Northern Arizona (12-3)	Montana (10-4)
2004-05	Portland State (11-3)	Montana , Montana State (9-5)
2003-04	Eastern Washington (11-3)	Northern Arizona, Idaho State, Sacramento State, Weber State (7-7)
2002-03	Weber State (14-0)	Eastern Washington (9-5)
2001-02	Montana State (12-2)	Eastern Washington (10-4)
2000-01	Cal State Northridge (13-3)	Eastern Washington (11-5)
1999-00	Montana (12-4)	Eastern Washington (12-4)
1998-99	Weber State (13-3)	Northern Arizona (12-4)
1997-98	Northern Arizona (13-3)	Weber State (12-4)
1996-97	Northern Arizona (14-2)	Montana (11-5)
1995-96	Montana State (11-3)	Montana , Weber State, Boise State (10-4)
1994-95	Montana , Weber State (11-3)	Montana State (8-6)
1993-94	Weber State, Idaho (10-4)	Idaho State (9-5)
1992-93	Idaho (11-3)	Boise State, Weber State (10-4)
1991-92	Montana (14-2)	Nevada (13-3)
1990-91	Montana (13-3)	Nevada (12-4)
1989-90	Idaho (13-3)	Eastern Washington (11-5)
1988-89	Idaho, Boise State (13-3)	Montana (11-5)
1987-88	Boise State (13-3)	Idaho (11-5)
1986-87	Montana State (12-2)	Boise State (10-4)
1985-86	Northern Arizona (9-5)	Montana (9-5)
1984-85	Nevada (11-3)	Montana (10-4)
1983-84	Weber State (12-2)	Montana (9-5)
1982-83	Nevada, Weber State (10-4)	Montana (9-5)
1981-82	Idaho (13-1)	Montana (10-4)
1980-81	Idaho (12-2)	Montana , Montana State (11-3)
1979-80	Weber State (13-1)	Idaho (9-5)
1978-79	Weber State (10-5)	Northern Arizona, Idaho State (8-6)
1977-78	Montana (12-2)	Idaho State (11-3)
1976-77	Idaho State (13-1)	Weber State (11-3)
1975-76	Boise State (11-5)	Weber State (10-6)
1974-75	Montana (13-1)	Idaho State (9-5)
1973-74	Idaho State (12-3)	Montana (11-4)
1972-73	Weber State (13-1)	Idaho State (10-4)
1971-72	Weber State (10-4)	Idaho State, Gonzaga, Northern Arizona (8-6)
1970-71	Weber State (12-2)	Idaho, Montana State (8-6)
1969-70	Weber State (12-3)	Idaho State (11-4)
1968-69	Weber State (15-0)	Montana State (11-4)
1967-68	Weber State (12-3)	Idaho (9-6)
1966-67	Montana State, Gonzaga (7-3)	Idaho State, Idaho, Weber State (5-5)
1965-66	Gonzaga, Weber State (8-2)	Montana (6-4)
1964-65	Weber State (8-2)	Montana State, Gonzaga (6-4)
1963-64	Montana State (8-2)	Weber State (7-3)



MONTANA BASKETBALL



Larry Krystkowiak is Montana's single-season and career points leader. He was a three-time Big Sky Player of the Year.

SEASON RECORDS - Scoring

1948-Present

YEAR	NAME	TOTAL PTS.	PPG	YEAR	NAME	TOTAL PTS.	PPG
2016-17	Ahmaad Rorie	547	17.6	1981-82	Derrick Pope	471	17.4
2015-16	Martin Breunig	624	18.9	1980-81	Craig Zanon	475	17.0
2014-15	Jordan Gregory	562	17.0	1979-80	Craig Zanon	377	15.1
2013-14	Kareem Jamar	565	18.8	1978-79	Allan Nielsen	355	13.9
2012-13	Mathias Ward	356	14.8	1977-78	Micheal Ray Richardson	653	24.2^
2011-12	Will Cherry	505	15.8	1976-77	Micheal Ray Richardson	500	19.2
2010-11	Brian Qvale	478	14.9	1975-76	Micheal Ray Richardson	456	18.2
2009-10	Anthony Johnson	614	19.2	1974-75	Ken McKenzie	518	17.9
2008-09	Anthony Johnson	509	17.6	1973-74	Ken McKenzie	505	18.7
2007-08	Jordan Hasquet	411	13.7	1972-73	Mike Murray	438	16.8
2006-07	Andrew Strait	450	15.0	1971-72	Mike Murray	381	14.7
2005-06	Andrew Strait	516	16.6	1970-71	Ray Howard	332	13.8
2004-05	Kamarr Davis	349	15.2	1969-70	Dave Gustafson	506	19.5
2003-04	Kamarr Davis	394	14.1	1968-69	Harold Ross	479	18.4
2002-03	David Bell	529	17.6	1967-68	Don Parsons	286	11.9
2001-02	David Bell	425	13.7	1966-67	Dennis Biletznikof	363	15.1
2000-01	Dan Trammel	336	12.4	1965-66	John Holliday	248	17.8
1999-00	Matt Williams	539	19.2	1964-65	Ed Samelton	478	18.4
1998-99	Matt Williams	410	15.2	1963-64	Tim Aldrich	297	14.1
1997-98	J.R. Camel	342	11.8	1962-63	Ray Lucien	260	10.8
1996-97	J.R. Camel	306	11.3	1961-62	Steve Lowry	363	15.1
1995-96	Shawn Samuelson	447	16.0	1960-61	Bob O'Billovich	328	14.3
1994-95	Matt Kempfert	407	14.0	1959-60	Dan Balko	397	16.6
1993-94	Matt Kempfert	361	13.4	1958-59	Dan Balko	390	16.3
1992-93	Jeremy Lake	294	10.5	1957-58	Jim Powell	288	13.1
1991-92	Delvon Anderson	448	14.5	1956-57	Zip Rhoades	316	14.4
1990-91	Kevin Kearney	568	18.3	1955-56	Ed Argenbright	428	16.5
1989-90	John Reckard	367	12.7	1954-55	Ray Howard	446	17.2
1988-89	Wayne Tinkle	529	17.1	1953-54	Ed Argenbright	337	12.5
1987-88	Wayne Tinkle	470	16.2	1952-53	Charles Davis	437	17.5
1986-87	Scott Zanon	496	17.1	1951-52	Charles Davis	369	14.2
1985-86	Larry Krystkowiak	709^	22.2	1950-51	Robert Hasquet	388	12.5
1984-85	Larry Krystkowiak	632	21.1	1949-50	Bob Cope	701	22.7
1983-84	Larry Krystkowiak	539	18.0	1947-48	Bob Cope	509	15.9
1982-83	Derrick Pope	520	17.9	^UM Record			



MONTANA BASKETBALL



ANNUAL LEADERS - Rebounding

1954-Present

YEAR	NAME	TOTAL REBS.	RPG	YEAR	NAME	TOTAL REBS.	RPG
2016-17	Fabijan Krslovic	206	6.4	1984-85	Larry Krystkowiak	306	10.2
2015-16	Martin Breunig	298	9.0	1983-84	Larry Krystkowiak	315	10.5
2014-15	Martin Breunig	233	7.3	1982-83	Derrick Pope	247	8.5
2013-14	Kareem Jamar	169	5.6	1981-82	Derrick Pope	223	8.3
2012-13	Kareem Jamar	188	5.9	1980-81	Rod Brandon	148	5.5
2011-12	Kareem Jamar	178	5.6	1979-80	John Stroeder	162	6.8
2010-11	Brian Qvale	281	8.8	1978-79	John Stroeder	211	7.8
2009-10	Brian Qvale	214	7.1	1977-78	Micheal Ray Richardson	185	6.9
2008-09	Jordan Hasquet	174	6.0	1976-77	Michael J. Richardson	273	11.3
2007-08	Jordan Hasquet	215	7.2	1975-76	Michael J. Richardson	203	8.1
2006-07	Jordan Hasquet	204	6.4	1974-75	Ken McKenzie	311	10.7
2005-06	Andrew Strait	192	6.4	1973-74	Ken McKenzie	301	11.1
2005-06	Andrew Strait	197	6.4	1972-73	Ken McKenzie	247	9.5
2004-05	Kamarr Davis	141	6.1	1971-72	Ray Howard	224	9.7
2003-04	Kamarr Davis	176	6.3	1970-71	Ray Howard	268	11.2
2002-03	Marcus Rosser	215	7.2	1969-70	Howard Clark	189	7.3
2001-02	Dan Trammel	206	6.6	1968-69	George Yule	182	7.3
2000-01	Dan Trammel	210	7.8	1967-68	Don Parsons	212	8.8
1999-00	Matt Williams	287	10.2	1966-67	Norm Clark	240	10.0
1998-99	Matt Williams	214	7.9	1965-66	Norm Clark	232	9.7
1997-98	Ryan Dick	204	7.0	1964-65	Ed Samelton	204	7.8
1996-97	Ryan Dick	219	6.8	1963-64	John Quist	150	6.5
1995-96	Shawn Samuelson	207	7.4	1962-63	Steve Lowry	163	10.2
1994-95	Shawn Samuelson	238	8.2	1961-62	Steve Lowry	276	11.6
1993-94	Shawn Samuelson	237	8.5	1960-61	Steve Lowry	321	14.0
1992-93	Matt Kempfert	143	5.5	1959-60	Duane Ruegsegger	223	10.6
1991-92	Daren Engellant	272	8.8	1958-59	Darrol Dunham	292	12.1
1990-91	Daren Engellant	269	8.7	1957-58	Russ Sheriff	289	13.1
1989-90	Daren Engellant	201	7.2	1956-57	Russ Sheriff	200	10.0
1988-89	Wayne Tinkle	268	8.7	1955-56	Russ Sheriff	299	11.5
1987-88	Wayne Tinkle	243	8.4	1954-55	Ray Howard	393^	15.1
1986-87	Wayne Tinkle	258	8.9	1953-54	Eddie Anderson	166	6.4
1985-86	Larry Krystkowiak	364	11.4	<i>^UM Record</i>			

ANNUAL LEADERS - Assists

1970-Present

YEAR	NAME	ASSISTS	AVG.	YEAR	NAME	ASSISTS	AVG.
2016-17	Ahmaad Rorie	97	3.1	1992-93	Travis DeCuire	150	5.4
2015-16	Walter Wright	152	4.6	1991-92	Keith Crawford	128	4.1
2014-15	Mario Dunn	126	3.8	1991-90	Roger Fasting	133	4.3
2013-14	Kareem Jamar	121	4.0	1989-90	Eric Jordan	104	4.3
2012-13	Kareem Jamar	129	4.0	1988-89	Nate DuChesne	129	4.2
2011-12	Kareem Jamar	118	3.7	1987-88	Nate DuChesne	138	4.8
2010-11	Will Cherry	128	4.3	1986-87	Scott Zanon	170	5.9
2009-10	Anthony Johnson	95	3.4	1985-86	Scott Zanon	174	5.4
2008-09	Anthony Johnson	90	3.1	1984-85	Leroy Washington	122	4.1
2007-08	Ceylon Elgin-Taylor	106	3.5	1983-84	Marc Glass	145	4.8
2006-07	Bryan Ellis	131	4.2	1982-83	Doug Selvig	121	4.2
2005-06	Virgil Matthews	125	4.0	1982-81	Doug Selvig	97	3.7
2004-05	Matt Martin	104	3.5	1980-81	Blaine Taylor	102	4.4
2003-04	Derrick Mansell	111	4.1	1979-80	Blaine Taylor	104	3.7
2002-03	David Bell	84	2.7	1978-79	Blaine Taylor	84	3.1
2001-02	Shane Christensen	133	4.8	1977-78	Micheal Ray Richardson	96	3.8
2000-01	Shane Christensen	123	4.6	1976-77	<i>No Record</i>	----	----
1999-00	Shane Christensen	138	4.9	1975-76	Micheal Ray Richardson	95	3.8
1998-99	Cory Reiser	121	4.5	1974-75	Tom Peck	111	3.8
1997-98	J.R. Camel	170	5.9	1973-74	<i>No Record</i>	----	----
1996-97	J.R. Camel	124	4.6	1972-73	<i>No Record</i>	----	----
1995-96	Shane Belnap	185	6.6	1971-72	<i>No Record</i>	----	----
1994-95	Shane Belnap	128	4.3	1970-71	Mike Vernon	25	1.1
1993-94	Travis DeCuire	199^	7.1	1969-70	Dave Gustafson	86	3.3
				<i>^UM Record</i>			



MONTANA BASKETBALL



ANNUAL LEADERS - Free Throws Made

1971-Present

YEAR	NAME	FTS	YEAR	NAME	FTS	YEAR	NAME	FTS
2016-17	Ahmaad Rorie	100	2000-01	Travis Greenwalt	90	1984-85	Larry Krystkowiak	204[^]
2015-16	Martin Breunig	165	1999-00	Matt Williams	156	1983-84	Larry Krystkowiak	169
2014-15	Jordan Gregory	123	1998-99	Matt Williams	122	1982-83	Derrick Pope	130
2013-14	Kareem Jamar	156	1997-98	J.R. Camel	86	1981-82	Derrick Pope	105
2012-13	Kareem Jamar	103	1996-97	Brandon Dade	70	1980-81	Craig Zanon	161
2011-12	Will Cherry	132	1995-96	Shawn Samuelson	126	1979-80	Craig Zanon	133
2010-11	Will Cherry	121	1994-95	Matt Kempfert	118	1978-79	No Data	----
2009-10	Anthony Johnson	202	1993-94	Shawn Samuelson	116	1977-78	Michael R. Richardson	101
2008-09	Anthony Johnson	162	1992-93	Jeremy Lake	79	1976-77	No Data	----
2007-08	Jordan Hasquet	87	1991-92	Roger Fasting	100	1975-76	Michael R. Richardson	82
2006-07	Jordan Hasquet	72	1990-91	Gary Kane	51	1974-75	Eric Hays	75
2005-06	Kevin Criswell	135	1989-90	John Reckard	53	1973-74	No Data	----
2004-05	Kamarr Davis	84	1988-89	Wayne Tinkle	142	1972-73	No Data	----
2003-04	Kamarr Davis	132	1987-88	Steve Vanek	103	1971-72	No Data	----
2002-03	David Bell	107	1986-87	Incomplete Data	----	1970-71	Ray Howard	55
2001-02	Dan Trammel	89	1985-86	Scott Zanon	61	[^] UM Record		

ANNUAL LEADERS - Blocks

1985-Present

YEAR	NAME	BLKS	YEAR	NAME	BLKS	YEAR	NAME	BLKS
2016-17	Fabijan Krslovic	20	2005-06	Matt Dlouhy	27	1994-95	Matt Kempfert	34
2015-16	Martin Breunig	37		Andrew Strait	27	1993-94	Shawn Samuelson	31
2014-15	Martin Breunig	27	2004-05	John Seyfert	27	1992-93	Matt Kempfert	23
2013-14	Andy Martin	18	2003-04	John Seyfert	23	1991-92	Daren Engellant	65
2012-13	Kareem Jamar	21	2002-03	Marcus Rosser	31	1990-91	Daren Engellant	71
	Andy Martin	21	2001-02	Dan Trammel	41	1989-90	Daren Engellant	20
2011-12	Derek Selvig	35	2000-01	Dan Trammel	30	1988-89	Daren Engellant	26
2010-11	Brian Qvale	95[^]	1999-00	Dominique Davis	35	1987-88	Wayne Tinkle	17
2009-10	Brian Qvale	61	1998-99	Bob Olson	15	1986-87	No Data	----
2008-09	Brian Qvale	52	1997-98	Bob Olson	13	1985-86	Larry McBride	34
2007-08	Brian Qvale	39	1996-97	Bob Olson	16	1984-85	Larry McBride	66
2006-07	Andrew Strait	35	1995-96	Brent Smith	35	[^] UM Record		

ANNUAL LEADERS - 3-Pointers Made

1988-Present

YEAR	NAME	3-PTRS	YEAR	NAME	3-PTRS	YEAR	NAME	3-PTRS
2016-17	Ahmaad Rorie	63	2006-07	Matt Dlouhy	57	1995-96	Shane Belnap	40
2015-16	Brandon Gfeller	72	2005-06	Kevin Criswell	70	1994-95	Jeremy Lake	76
2014-15	Jordan Gregory	87	2004-05	Matt Martin	56	1993-94	Jeremy Lake	62
2013-14	Jordan Gregory	62	2003-04	Kevin Criswell	46	1992-93	Jeremy Lake	49
2012-13	Mike Weisner	40	2002-03	David Bell	98[^]	1991-92	Delvon Anderson	42
2011-12	Will Cherry	51	2001-02	David Bell	98[^]	1990-91	Gary Kane	68
2010-11	Derek Selvig	39	2000-01	Jared Buckmaster	59	1989-90	John Reckard	31
2009-10	Ryan Staudacher	70	1999-00	Mike Warhank	70	1988-89	John Reckard	53
2008-09	Ryan Staudacher	56	1998-99	Mike Warhank	49	1987-88	Nate DuChesne	20
2007-08	Matt Martin	65	1997-98	Mike Warhank	52	[^] UM Record		
	Ryan Staudacher	65	1996-97	Kirk Walker	54			

SEASON RECORDS - Top-10 Scoring

NAME	TOTAL	YEAR	NAME	TOTAL	YEAR
1. Larry Krystkowiak	709	1985-86	6. Anthony Johnson	615	2009-10
2. Bob Cope	703	1949-50	7. Kareem Jamaar	565	2013-14
3. Micheal Ray Richardson	653	1977-78	8. Jordan Gregory	562	2014-15
4. Larry Krystkowiak	632	1984-85	9. Larry Krystkowiak	539	1983-84
5. Martin Breunig	624	2015-16	10. Martin Breunig	534	2014-15



INDIVIDUAL RECORDS

SINGLE-SEASON RECORDS

- **HIGHEST SCORING AVERAGE**
24.2, Michael R. Richardson (1977-78, 27g)
- **MOST REBOUNDS**
393, Ray Howard (1954-55)
- **MOST ASSISTS**
199, Travis DeCuire (1993-94)
- **MOST MADE FIELD GOALS**
276, Bob Cope (1959-60)
- **HIGHEST FIELD-GOAL PERCENTAGE**
66.2%, Steve Vanek (1986-87, 137-of-207)
- **MOST MADE FREE THROWS**
204, Larry Krystkowiak (1984-85)
- **HIGHEST FREE-THROW PERCENTAGE**
89.9%, Jeremy Lake (1992-93, 71-of-79)
- **MOST MADE 3-POINTERS**
98, David Bell (2001-02 and 2002-03)
- **HIGHEST 3-POINT PERCENTAGE**
49.5%, Mike Warhank (1999-2000, 52-of-105)
- **MOST STEALS**
90, J.R. Camel (1997-98)
- **MOST BLOCKS**
95, Brian Qvale (2010-11) *Big Sky Conference record*

SINGLE-GAME RECORDS

- **MOST POINTS**
42, Anthony Johnson (vs. Weber State, 2010)
- **MOST REBOUNDS**
26, Russ Sheriff (vs. Gonzaga, 1958)
- **MOST ASSISTS**
14, Nate DuChesne (vs. Simon Fraser, 1989)
- **MOST FIELD GOALS MADE**
18, M.R. Richardson (vs. Montana State, 1976)
18, Ron Moore (vs. Montana State, 1968)
- **HIGHEST FIELD GOAL PERCENTAGE**
1.000 (14-of-14), Matt Kempfert (at Boise State, 1995)
- **MOST FREE THROWS MADE**
20, Ron Moore (vs. Gonzaga, 1968)
- **MOST MADE 3-POINTERS**
9, Mike Warhank (at Eastern Washington, 1998)
- **MOST STEALS**
10, Delvon Anderson (vs. Simon Fraser, 1991)
- **MOST BLOCKS**
7, Daren Engellant (vs. Boise State, 1991)

TEAM RECORDS

SINGLE-SEASON RECORDS

- **MOST POINTS**
2,453 (1990-91, 31 games)
- **HIGHEST SCORING AVERAGE**
83.6 (1965-66, 2,006 points in 24 games)
- **MOST REBOUNDS**
1,250 (1964-65, 26 games)
- **HIGHEST FIELD-GOAL PERCENTAGE**
51.5% (1986-87, 801-of-1,554)
- **HIGHEST FREE-THROW PERCENTAGE**
76.7% (2012-13, 499-of-651)
- **HIGHEST 3-POINT PERCENTAGE**
40.3% (1985-86, 77-of-191)
- **MOST CONSECUTIVE WINS**
14 (2011-12)

SINGLE-GAME RECORDS

- **HIGHEST SCORE**
111 (vs. Idaho State, 1966)
- **HIGHEST OPPONENT SCORE**
124 (Idaho State, 1970)
- **HIGHEST FIELD-GOAL PERCENTAGE**
71.7% (vs. Washington State, 1968)
- **MOST MADE FIELD GOALS**
51 (vs. Idaho State, 1966)
- **MOST MADE FREE THROWS**
36 (vs. Montana State, 1982)
- **MOST MADE 3-POINT SHOTS**
16 (at Portland State, 2002)



CAREER RECORDS

TOP-10 SCORING

1.	Larry Krystkowiak (1982-86)	2,017
2.	M.R. Richardson (1974-78)	1,827
3.	Bob Cope (1946-50)	1,810
4.	Kareem Jamar (2011-14)	1,673
5.	Kevin Criswell (2002-06)	1,663
6.	Andrew Strait (2005-08)	1,617
7.	Wayne Tinkle (1985-89)	1,500
8.	Will Cherry (2010-13)	1,484
9.	Jordan Hasquet (2006-09)	1,396
10. ..	Ken McKenzie (1972-75)	1,321

TOP-10 REBOUNDING

1.	Larry Krystkowiak (1982-86)	1,105
2.	Daren Engellant (1989-92)	874
3.	Ken McKenzie (1972-75)	859
4.	Wayne Tinkle (1985-89)	836
5.	Shawn Samuelson (1993-96)	791
6.	Russell Sheriff (1955-58)	788
7.	Steve Lowry (1960-62)	763
8.	Brian Qvale (2007-10)	721
9.	Jordan Hasquet (2006-09)	718
10. ..	Andrew Strait (2005-08)	711

TOP-10 ASSISTS

1.	Travis DeCuire (1991-94)	435
2.	Shane Christensen (1999-02)	431
3.	Scott Zanon (1984-87)	411
4.	Kareem Jamar (2011-14)	407
5.	Will Cherry (2010-13)	397
6.	M. R. Richardson (1974-78)	372
7.	Marc Glass (1980-84)	369
8.	J.R. Camel (1996-98)	365
9.	Roger Fasting (1988-92)	363
10. ..	Doug Selvig (1980-84)	361

TOP FIELD-GOAL PERCENTAGE

1.	Steve Vanek (1984-87), 195-of-311 ..	.627
---------	--------------------------------------	------

FREE THROWS MADE

1.	Larry Krystkowiak (1982-86)	619
---------	-----------------------------	-----

TOP-5 FREE-THROW PERCENTAGE

1.	Anthony Johnson (2008-10)	364-417 ..	.873
2.	Jeremy Lake (1992-95)	225-261862
3.	Mike Warhank (1997-00)	75-209837
4.	Blaine Taylor (1977-81)	178-216824
5.	David Bell (2001-03)	160-196816

3-POINTERS MADE

1.	Kevin Criswell (2002-06)	218
---------	--------------------------	-----

TOP-5 STEALS

1.	Will Cherry (2010-2013)	265
2.	J.R. Camel (1995-98)	215
3.	Chris Spoja (1994-97)	151
4.	Doug Selvig (1981-84)	147
5.	Kevin Criswell (2002-2006)	137

MOST BLOCKS

1.	Brian Qvale (2008-11)	247
---------	-----------------------	-----



MONTANA BASKETBALL



2,000-POINT CLUB




Larry Krystkowiak – 2,017

Year	G	FGM	FTM	TP	AVG
1982-83	28	42	53	137	4.9
1983-84	30	185	169	539	18.0
1984-85	30	214	204	632	21.1
1985-86	32	258	193	709	22.2
Totals	120	699	619	2,017	16.8




1,000-POINT CLUB




M.R. Richardson – 1,827

Year	G	FGM	FTM	TP	AVG
1974-75	29	92	34	218	7.5
1975-76	25	187	82	456	18.2
1976-77	26	221	58	500	19.2
1977-78	27	272	109	653	24.2
Totals	107	772	283	1827	17.1



Wayne Tinkle – 1,500

Year	G	FGM	FTM	TP	AVG
1985-86	30	28	17	73	2.4
1986-87	29	165	98	428	14.8
1987-88	29	180	117	470	16.2
1988-89	31	196	142	529	17.1
Totals	119	557	374	1,500	12.6




Bob Cope – 1,810

Year	G	FGM	FTM	TP	AVG
1946-47	28	61	53	175	6.3
1947-48	32	185	139	509	15.9
1948-49	25	156	111	423	16.9
1949-50	31	277	149	703	22.7
Totals	116	679	452	1,810	15.6



Will Cherry – 1,484

Year	G	FGM	FTM	PTS	AVG
2009-10	32	100	58	264	8.3
2010-11	30	139	121	422	14.1
2011-12	32	161	132	505	15.8
2012-13	22	89	94	293	13.3
Totals	116	489	405	1,484	12.8



Kareem Jamar – 1,673

Year	G	FGM	FTM	TP	AVG
2010-11	27	79	30	218	8.1
2011-12	32	147	92	435	13.6
2012-13	32	157	103	455	14.2
2013-14	30	182	156	565	18.8
Totals	121	565	381	1,673	13.8



Jordan Hasquet – 1,396

Year	G	FGM	FTM	TP	AVG
2005-06	31	122	27	250	8.1
2006-07	32	193	72	417	13.0
2007-08	30	187	87	411	13.7
2008-09	29	114	50	318	11.0
Totals	122	504	236	1,396	11.4



Kevin Criswell – 1,663

Year	G	FGM	FTM	TP	AVG
2002-03	30	206	102	452	15.1
2003-04	28	151	87	343	12.2
2004-05	30	146	117	369	12.3
2005-06	31	147	135	499	16.1
Totals	119	650	441	1,663	14.0



Ken McKenzie – 1,321

Year	G	FGM	FTM	TP	AVG
1972-73	26	129	54	312	12.0
1973-75	26	216	59	491	18.9
1974-75	29	230	58	518	17.9
Totals	81	575	171	1321	16.3



Andrew Strait – 1,617

Year	G	FGM	FTM	TP	AVG
2005-06	31	122	27	250	8.1
2006-07	32	193	72	417	13.0
2007-08	30	187	87	411	13.7
2008-09	29	114	50	318	11.0
Totals	122	504	236	1,396	11.4



Shawn Samuelson – 1,293


Year	G	FGM	FTM	TP	AVG
1992-93	26	49	34	132	5.1
1993-94	26	105	116	323	11.5
1994-95	29	146	113	391	13.5
1995-96	28	167	126	447	16.0
Totals	111	437	389	1,293	11.7



MONTANA BASKETBALL



1,000 POINT CLUB


Derrick Pope – 1,289

Year	G	FGM	FTM	TP	AVG
1979-80	25	35	48	116	4.6
1980-81	26	74	36	182	7.0
1981-82	27	185	105	471	17.4
1982-83	29	205	130	520	17.9
Totals	107	485	319	1,289	12.0


Matt Kempfert – 1,131

Year	G	FGM	FTM	TP	AVG
1991-92	31	48	23	119	3.8
1992-93	26	97	50	244	9.4
1993-94	27	134	93	361	13.4
1994-95	29	145	118	407	14.0
Totals	113	423	284	1,131	10.0


Lou Rocheleau – 1,235

Year	G	FGM	FTM	TP	AVG
1945-46	-	140	49	329	-
1946-47	-	114	45	273	-
1947-48	-	118	63	299	-
1948-49	-	142	50	334	-
Totals	-	514	207	1,235	-


Anthony Johnson – 1,124


Year	G	FGM	FTM	TP	AVG
2008-09	29	164	162	509	17.6
2009-10	32	184	202	615	19.2
Totals	61	348	364	1,124	18.4


Jordan Gregory – 1,234


Year	G	FGM	FTM	TP	AVG
2011-12	18	4	3	13	0.7
2012-13	30	73	59	246	8.2
2013-14	30	127	97	413	13.8
2014-15	32	176	123	562	17.0
Totals	111	380	282	1,234	11.2


Chris Spoja – 1,111


Year	G	FGM	FTM	TP	AVG
1993-94	27	99	37	222	8.2
1994-95	29	142	61	313	10.8
1995-96	28	129	57	288	10.3
1996-97	30	131	47	288	9.6
Totals	114	408	202	1,111	9.8


Darren Engellant – 1,224


Year	G	FGM	FTM	TP	AVG
1988-89	29	70	32	171	5.9
1989-90	28	122	35	278	9.9
1990-91	31	137	84	356	11.5
1991-92	31	168	93	419	13.5
Totals	119	483	244	1,224	10.3


Ed Argenbright – 1,100

Year	G	FGM	FTM	TP	AVG
1953-54	27	131	75	337	12.5
1954-55	26	113	109	335	12.9
1955-56	26	155	118	428	16.5
Totals	79	399	302	1,100	13.9


Charles Davis – 1,214

Year	G	FGM	FTM	TP	AVG
1946-47	-	97	58	252	-
1950-51	-	56	44	156	-
1951-52	-	127	115	369	-
1952-53	-	139	159	437	-
Totals	-	419	376	1,214	-


Marc Glass – 1,091

Year	G	FGM	FTM	TP	AVG
1980-81	28	64	52	180	6.4
1981-82	27	84	85	253	9.4
1982-83	29	100	102	303	10.4
1983-84	30	128	99	355	11.8
Totals	114	376	338	1,091	9.6


Martin Breunig – 1,158

Year	G	FGM	FTM	TP	AVG
2014-15	32	214	104	534	16.7
2015-16	33	228	165	624	18.9
Totals	65	442	269	1,158	17.8


Craig Zanon – 1,071


Year	G	FGM	FTM	TP	AVG
1977-78	18	11	10	32	1.8
1978-79	26	65	57	187	7.2
1979-80	25	121	135	377	15.1
1980-81	28	157	161	475	17.0
Totals	97	354	363	1,071	11.8



MONTANA BASKETBALL



1,000 POINT CLUB




Scott Zanon – 1,070

Years	G	FGM	FTM	TP	AVG
1983-84	12	3	8	14	1.3
1984-85	30	60	55	188	6.3
1985-86	32	133	61	372	12.0
1986-87	29	163	89	496	17.1
Totals	102	359	213	1,070	10.5



Jeremy Lake – 1,036

Years	G	FGM	FTM	TP	AVG
1991-92	16	8	20	40	2.5
1992-93	28	87	71	294	10.5
1993-94	28	102	53	319	11.4
1994-95	30	113	81	383	12.8
Totals	102	310	225	1,036	10.2




Roger Fasting – 1,047

Years	G	FGM	FTM	TP	AVG
1987-88	26	16	23	55	2.1
1989-90	29	109	84	284	9.8
1990-91	31	149	73	346	11.2
1991-92	30	148	100	362	12.1
Totals	116	345	280	1,047	9.0



Dan Balko – 1,025

Years	G	FGM	FTM	TP	AVG
1957-58	22	86	66	238	10.8
1958-59	24	152	86	390	16.2
1959-60	24	149	99	397	16.6
Totals	70	387	251	1,025	14.6



Mike Warhank – 1,046

Years	G	FGM	FTM	TP	AVG
1996-97	30	31	13	93	3.1
1997-98	30	88	33	261	8.7
1998-99	27	101	52	303	11.2
1999-00	28	121	77	389	13.9
Totals	115	341	175	1,046	9.1




Matt Martin – 1,021

Years	G	FGM	FTM	TP	AVG
2004-05	30	91	45	283	9.4
2005-06	31	71	22	208	6.7
2006-07	32	66	49	214	6.7
2007-08	29	99	53	316	10.9
Totals	122	327	153	1,021	8.4



Brian Qvale – 1,046

Year	G	FGM	FTM	TP	AVG
2007-08	26	44	15	103	4.0
2008-09	29	62	39	159	5.5
2009-10	30	120	66	306	10.2
2010-11	32	189	100	478	14.9
Totals	117	415	220	1,046	8.9



Doug Selvig – 1,000

Years	G	FGM	FTM	TP	AVG
1981-82	17	22	10	54	3.2
1982-83	26	116	52	284	10.9
1983-84	29	115	77	307	10.6
1984-85	30	150	55	355	11.8
Totals	102	403	194	1,000	9.8



MONTANA BASKETBALL



ALL AMERICANS / AWARDS

ALL AMERICANS

Bob Cope	1947-48
<i>(Helms Athletic Foundation)</i>	
Charles Davis	1952-53
<i>(Collier's Magazine, Honorable Mention)</i>	
Russell Sheriff	1957-58
<i>(United Press, Honorable Mention)</i>	
Dan Balko	1958-59
<i>(Selector Unknown, 2nd Team)</i>	
Dan Balko	1959-60
<i>(Selector Unknown, 2nd Team)</i>	
Micheal Ray Richardson	1976-77
<i>(Converse, Honorable Mention)</i>	
Micheal Ray Richardson	1977-78
<i>(Associated Press Honorable Mention)</i>	
Derrick Pope	1981-82
<i>(Associated Press Honorable Mention)</i>	
Derrick Pope	1982-83
<i>(Associated Press Honorable Mention)</i>	
Larry Krystkowiak	1983-84
<i>(Associated Press Honorable Mention)</i>	
Larry Krystkowiak	1984-85
<i>(Associated Press Honorable Mention)</i>	
Larry Krystkowiak	1985-86
<i>(Associated Press Honorable Mention)</i>	
Anthony Johnson	2009-10
<i>(CollegeInsider.com)</i>	
Will Cherry	2009-10
<i>(CollegeInsider.com)</i>	
Brian Qvale	2010-11
<i>(CollegeInsider.com, defensive team)</i>	
Will Cherry	2012-13
<i>(CollegeInsider.com, defensive team)</i>	
<i>(Lou Hensen Mid-Major All-American Team)</i>	
Kareem Jamar	2012-13
<i>(Associated Press, Honorable Mention)</i>	
Kareem Jamar	2013-14
<i>(Associated Press, Honorable Mention)</i>	
<i>(CollegeInsider.com, Honorable Mention)</i>	
Jordan Gregory	2014-15
<i>(Capital One, 3rd team)</i>	
<i>(US Basketball Writers Association, District VIII)</i>	

CARL E. DRAGSTEDT AWARD

(Most Valuable Player)

1953-54	Edward Anderson
1954-55	Ed Argenbright
1955-56	Ed Argenbright
1956-57	Zip Rhoades
1957-58	Russ Sheriff
1958-59	Dan Balko
1959-60	Dan Balko
1960-61	Bob O'Billovich
1961-62	Dan Sullivan
1962-63	Ray Lucien
1963-64	Tim Aldrich
1964-65	Ed Samelton
1965-66	Gary Peck
1966-67	Dennis Biletnikoff
1967-68	Dan Parsons
1968-69	Ron Moore
1969-70	Dave Gustafson
1970-71	Don Wetzel
1971-72	Ray Howard
1972-73	Mike Murray
1973-74	Ken McKenzie
1974-75	Ken McKenzie
1975-76	Micheal Ray Richardson
1976-77	Micheal Ray Richardson
1977-78	Micheal Ray Richardson
1978-79	Allan Nielsen
1979-80	John Stroeder
1980-81	Craig Zanon
1981-82	Derrick Pope
1982-83	Derrick Pope
1983-84	Larry Krystkowiak
1984-85	Larry Krystkowiak
1985-86	Larry Krystkowiak
1986-87	Scott Zanon
1987-88	Wayne Tinkle
1988-89	Wayne Tinkle
1989-90	Kevin Kearney
1990-91	Kevin Kearney
1991-92	Delvon Anderson
1992-93	Travis DeCuire
1993-94	Travis DeCuire
	Matt Kempfert
1994-95	Matt Kempfert
1995-96	Shawn Samuelson
1996-97	Ryan Dick
1997-98	Ryan Dick
1998-99	Matt Williams
1999-00	Matt Williams
2000-01	Jared Buckmaster
	Dan Trammel
2001-02	Dan Trammel
2002-03	David Bell
2003-04	Kamarr Davis
2004-05	Kamarr Davis
2005-06	Andrew Strait
2006-07	Jordan Hasquet
2007-08	Jordan Hasquet
	Andrew Strait

2008-09	Anthony Johnson
2009-10	Anthony Johnson
2010-11	Brian Qvale
2011-12	Will Cherry
	Kareem Jamar
2012-13	Kareem Jamar
2013-14	Kareem Jamar
2014-15	Martin Breunig
	Jordan Gregory
2015-16	Martin Breunig
2016-17	Ahmaad Rorie

NASEBY RHINEHART AWARD

(Most Inspirational Player)

1972-73	Dale Parker
1973-74	Eric Hays
1974-75	Eric Hays
1975-76	Tim Stambaugh
1976-77	M.J. Richardson
1977-78	Jim Molloy
1978-79	John Stroeder
1979-80	Craig Zanon
1980-81	Blaine Taylor
1981-82	Craig Larsen
1982-83	Larry Krystkowiak
1983-84	Rob Hurley
1984-85	John Boyd
1985-86	John Bates
1986-87	Mike Ahlers
1987-88	K.C. McGowan
1988-89	K.C. McGowan
1989-90	Tom Lytle
1990-91	Delvon Anderson
	Eric Jordan
1991-92	Delvon Anderson
1992-93	Israel Evans
1993-94	Gary Kane
1994-95	Shane Belnap
1995-96	Nate Covill
1996-97	Brent Smith
1997-98	Mike Warhank
1998-99	Mat Seidensticker
	Mike Warhank
1999-00	Mike Warhank
2000-01	Shane Christensen
2001-02	Ryan Slider
	Deldre Carr
2002-03	Kevin Criswell
2003-04	Ryan Pederson
	Victor Venters
	Steve Horne
2004-05	Kevin Criswell
2005-06	John Seyfert
2006-07	Mike Chavez
	Greg Spurgetis
2007-08	Matt Martin
2008-09	Kyle Sharp
2009-10	Vassy Banny
2010-11	Art Steward
2011-12	Jordan Wood



AWARDS

2012-13	Mathias Ward
2013-14	Jordan Gregory
2015-16	Mario Dunn
2016-17	Mario Dunn

ALLAN NIELSEN AWARD

(Best Represents Griz Basketball)

1978-79	Craig Zanon
1979-80	Tim McCauley
1980-81	Blaine Taylor
1981-82	Craig Larsen
1982-83	Craig Larsen
1983-84	Marc Glass
1984-85	Bruce Burns
1985-86	Larry Krystkowiak
1986-87	Steve Vanek
1987-88	Nate DuChesne
1988-89	Nate DuChesne
1989-90	John Reckard
1990-91	Daren Engellant
1991-92	Daren Engellant
	Roger Fasting
1992-93	Jeremy Lake
1993-94	Jeremy Lake
1994-95	Jeremy Lake
1995-96	Chris Spoja
1996-97	Chris Spoja
1997-98	Mike Warhank
1998-99	Mike Warhank
1999-00	Mike Warhank
2000-01	Kasey Williams
2001-02	Travis Greenwalt
2002-03	Ryan Pederson
2003-04	Brent Cummings
2004-05	Matt Martin
2005-06	Kevin Criswell
2006-07	Andrew Strait
2007-08	Ryan Staudacher
2008-09	Jordan Hasquet
2009-10	Ryan Staudacher
2010-11	Jordan Wood
2011-12	Derek Selvig
	Mathias Ward
2012-13	Mathias Ward
2013-14	Brandon Gfeller
2014-15	Brandon Gfeller
2015-16	Brandon Gfeller
2016-17	Brandon Gfeller

DENNIS T. MURPHY COACHES' AWARD

(2013-14 Inaugural Season)

2013-14	Brandon Gfeller
2014-15	Fabijan Krslovic
2015-16	Jack Lopez
2016-17	Fabijan Krslovic

JOHN EAHEART MEMORIAL

(Outstanding Defensive Player)

1960-61	Kay Roberts
1961-62	Bob O'Billovich
1962-63	Tim Aldrich
1963-64	Harold Fullerton
1964-65	Gary Meggeline
1965-66	Greg Hanson
1966-67	Greg Hanson
1967-68	Rick Johnston
1968-69	Dave Gustafson
1969-70	Howard Clark
1970-71	Mike Vernon
1971-72	Earl Tye
1972-73	Earl Tye
1973-74	Robin Selvig
1974-75	Tom Peck
1975-76	Tim Stambaugh
1976-77	Ben DeMers
1977-78	Jim Molloy
1978-79	Rod Brandon
1979-80	Rod Brandon
1980-81	Rod Brandon
1981-82	Rob Hurley
1982-83	Doug Selvig
1983-84	Doug Selvig
1984-85	Leroy Washington
1985-86	John Boyd
1986-87	Todd Powell
1987-88	Mike Ahlers
1988-89	Tony Reed
1989-90	Ossie Young
	Andy Woods
1990-91	Delvon Anderson
1991-92	Nate Atchison
1992-93	Matt Kempfert
1993-94	Travis DeCuire
1994-95	Jeremy Lake
1995-96	Shane Belnap
1996-97	Chris Spoja
1997-98	J.R. Camel

	Mat Seidensticker
1998-99	Mat Seidensticker
1999-00	Dominique Davis
2000-01	Brent Cummings
2001-02	Shane Christensen
2002-03	Marcus Rosser
2003-04	Kevin Criswell
	Derrick Mansell
2004-05	Virgil Matthews
2005-06	Virgil Matthews
2006-07	Bryan Ellis
2007-08	Ceylon Elgin-Taylor
2008-09	Brian Qvale
2009-10	Brian Qvale
	Will Cherry
2010-11	Will Cherry
2011-12	Art Steward
	Will Cherry
2012-13	Will Cherry
2013-14	Mario Dunn
2014-15	Mario Dunn
2015-16	Michael Oguine
2016-17	Michael Oguine

CAPTAINS AWARD

(2014-15 Inaugural Season)

2014-15	Martin Breunig, Mario Dunn, Jordan Gregory, Mike Weisner
2015-16	Martin Breunig, Mario Dunn, Brandon Gfeller
2015-16	Mario Dunn, Brandon Gfeller, Fabijan Krslovic

RYAN DICK

(Most Improved Player)

(2014-15 Inaugural Season)

2014-15	Riley Bradshaw
2015-16	Walter Wright
2016-17	Sayed Pridgett



MONTANA BASKETBALL



BASKETBALL HALL OF FAME

Editor's Note: Montana's basketball, football and track & field hall of fames have all been replaced with the Grizzly Sports Hall of Fame, inaugurated in the fall of 1993. Members of the Basketball Hall of Fame who have been inducted into the Grizzly Sports Hall of Fame include: Harry Adams, Bob Cope, George "Jiggs" Dahlberg, Naseby Rhinehart, Larry Krystkowiak and Russell Sweet. All were inducted in 1993. Robert O'Billovich was inducted in 1995, Micheal Ray Richardson and Robin Selvig were both inducted in 2001, Hal Sherbeck was inducted in 2005 and Ed Anderson was inducted in 2010.

Inducted February 15, 1951

Name	Years Played	Hometown
Roy McPhail	1905-08	New Chicago, Mont.
Arthuar Bishop	1907-09	Missoula, Mont.
Ray Hamilton	1907-09	Missoula, Mont.
Edwin Cummins	1913-16	Helena, Mont.
Ernest Prescott	1914; 16; 18	Missoula, Mont.
William Larkin	1917-18; 20-21	Red Lodge, Mont.
George Dahlberg	1923-25	Butte, Mont.
Edward Illman	1924-26	Missoula, Mont.
Sam Kain	1926-28	Helena, Mont.
Edward Chinske	1928-30	Michigan City, Ind.
Billy LeRoy Rohlfis	1929-31	Salem, S.D.
William Lazetich	1937-39	Anaconda, Mont.
Bernard Ryan	1938-40	Billings, Mont.
William DeGroot	1940-42	Livingston, Mont

Inducted March 1, 1955

Louis Rocheleau	1946-49	Missoula, Mont.
Richard Carstensen	1947-50	Helena, Mont.
Robert Cope	1947-50	Missoula, Mont.
Ed Wenger	1906-08	Anaconda, Mont.

Inducted April 1, 1957

John Eaheart	1948-50	Missoula, Mont.
Harold Sherbeck	1951-52	Big Sandy, Mont.
Robert Sparks	1950-52	Missoula, Mont.
Edward Anderson	1952-54	Missoula, Mont.
Fred Whistler	1912-13	Missoula, Mont.

Inducted November 27, 1967

Rudolph Rhoades	1955-57	Kalispell, Mont.
Russell Sheriff	1956-58	Helena, Mont.
Daniel Balko	1958-60	Great Falls, Mont.
Robert O'Billovich	1960-62	Butte, Mont.
Charles Burgess	1941-43	Dillon, Mont.

Inducted January 28, 1971

Charles G. Miller	1936-38	Anaconda, Mont.
Dave Gustafson	1968-70	Vaughn, Mont.

Inducted February 24, 1979

Timothy Aldrich	1962-64	Missoula, Mont.
Raymond Lucien	1961-63	Baton Rouge, La.

Inducted February 16, 1980

Allan Nielsen	1976-79	Westby, Mont.
Ray Howard	1954-57	Helena, Mont.
Jim Powell	1957-59	Missoula, Mont.
Dan Sullivan	1960-62	Butte, Mont.

Inducted January 24, 1981

Naseby Rhinehart Sr.	1933-35	Milwaukee, Wis.
Rae Greene	1939-41	Chicago, Ill.
Charles Moses	1946-48	Midwest, Wyo.

Inducted January 24, 1981

Name	Years Played	Hometown
John Creek	1946-48	Dillon, Mont.
Charles Davis	1947; 52-53	Dillon, Mont.
Edward Argenbright	1954-56	Cut Bank, Mont.
Bill "Biff" Hall	1939-41	Sioux Falls, S.D.
Eric Hays	1973-75	Junction City, Ore.
Steve Lowry	1961-63	Red Lodge, Mont.

Inducted February 27, 1982

Ken McKenzie	1973-75	Port Coquitlam, B.C.
Mike Murray	1972-73	Seattle, Wash.

Inducted February 19, 1983

Jim Graham	1947-50	Columbus, Mont.
Robin "Bo" Selvig	1972-74	Outlook, Mont.

Inducted February 14, 1984

Ben DeMers	1974-76	Missoula, Mont.
------------	---------	-----------------

Inducted February 23, 1985

Micheal Ray Richardson	1975-78	Denver, Colo.
------------------------	---------	---------------

Inducted Sept. 3, 1993

Harry Adams	1915-16; 19-21	Aberdeen, Wash.
Robert Cope	1947-50	Missoula, Mont.
George "Jiggs" Dahlberg	1923-25; 38-42; 45-55	Butte, Mont.
William "Wild Bill" Kelly	1925-26	Missoula, Mont.
Larry Krystkowiak	1982-85	Missoula, Mont.
Naseby Rhinehart, Sr.	1933-35	Milwaukee, Wis.
Russell Sweet	1925-27	Miles City, Mont.

Inducted Nov. 3, 1995

Robert O'Billovich	1960-62	Butte, Mont.
--------------------	---------	--------------

Inducted Sept. 2, 1994

Jack Swarthout	1941	Prosser, Wash.
----------------	------	----------------

Inducted Oct. 26, 1996

Jud Heathcote (coach)	1972-76	Spokane, Wash.
-----------------------	---------	----------------

Inducted Feb. 9, 2001

Michael Ray Richardson	1975-78	Denver, Colo.
Robin Selvig	1972-74	Outlook, Mont.

Inducted Oct. 21, 2005

Derrick Pope	1980-83	Aurora, Colo.
Harold Sherbeck	1951-52	Big Sandy, Mont.

Inducted Nov. 12, 2010

Basketball Team	1974-75	
Edward Anderson	1952-54	Missoula, Mont.



MONTANA BASKETBALL



* Denotes total letters won

Player is listed the first year he earned a letter. Second column is player's hometown; Montana locations are listed by city only.

If any players have been omitted or if there are questions regarding letters won, please contact UM Sports Information at (406) 243-6899.

1903-04

Fred Dion* Unknown
Elmer Johnson* Missoula
Floyd Hardenburgh* New Chicago
Roy McPhail*** New Chicago
Lawrence Goodbourne* Missoula
Joseph Farrell*** Missoula
King Garlington* Missoula

1905-06

Ralph Gilham** Townsend
DeWitt Smith* New Chicago
Edward Wenger*** Anaconda

1906-07

Arthur Bishop** Missoula
James Flaherty* Bozeman
Ray Hamilton*** Missoula
Eugene McCarthy* Townsend
Ewing Montgomery* Anaconda

1907-08

George Little** Missoula
Emmitt Ryan* Valier

1911-12

Daniel O'Connor* Darby
Patrick McCarthy* Missoula
John Sheedy* Missoula
Roy Weidman* Pony
Kenneth Wolfe* Butte
Fred Whistler* Missoula

1912-13

Edwin "Red" Cummins*** Helena
Sam Denhert* Denton
Norman "Peter" Streit** Missoula
Harry Tabor* St. Ignatius

1913-14

Sam Crawford** Big Timber
Stuart McHaffie* Missoula
Ernest Prescott*** Missoula
Ray Ricketts* Paola, Kan.
Phillip Sheridan** Paola, Kan.

1914-15

Earl Clark* Everett, Wash.
Max Flint* Unknown
Alfred Robertson** Minn

1915-16

Maurice Dietrick* Helena
Frank Dreis* Helena
Claude McQuarrie** Missoula

1916-17

Frank Johnson* Helena
Alden Jones* Missoula
William Larkin*** Red Lodge
Richie Newman* Helena
Floyd Sailor** Havre
Lawson Sanderson* Shelton, Wash.

1917-18

Christian Bentz* Aberdeen, SD
George Crouch* Missoula
Stephen Sullivan*** Butte

1919-20

Ronald Ahearn*** Anaconda
William Walterskirchen* Missoula

1920-21

Harry Adams* Aberdeen, Wash.
Harold Baird** Missoula
Harvey Elliott* Missoula
Lawrence Higbee* Missoula
Oscar Levin* Little Falls, Minn.

1921-22

Kirk Badgley** Iola, Kan.
Ronald McDonnell** Big Timber
Gilbert Porter** Stevensville
Alva Straw* Forsyth
Gordon Tanner*** Miles City

1922-23

George "Jiggs" Dahlberg*** Butte
Oscar Dahlberg*** Butte
Edward Thorson* Valley City, N.D.

1923-24

Force Baney*** Libby
Albert Berg** Helena
John Carney** Springdale
Edward "Ted" Illman*** Missoula
Fred Sterling** Missoula

1924-25

Clarence Coyle*** Alberton
William "Wild Bill" Kelly** Missoula
Russell Sweet*** Miles City

1925-26

Sam Kain*** Helena
Cloyce Overturf** Darby

1926-27

Lester Graham** Columbus
Horatio Kilroy** Butte
Steiner Larson* Anaconda
Jacob Miller* Columbus
Louis Wendt*** Missoula

1927-28

James L. Brown** Mondovi, Wis.
Edward Chinske*** Michigan City, Ind.
Raymond Lewis* Butte
Karl Rankin*** Hardin
Harold "Ted" Rule** Deer Lodge

1928-29

John Lewis** Billings
William Rohlf*** Salem, S.D.

1929-30

George Carey** Wolf Point
Jack Doherty** Butte
Glenn Lockwood*** Missoula
Clifton Rohlf*** Salem, N.D.

1930-31

Lloyd Andrews** Big Timber
Richard Fox** Billings
Everett Logan** St. Regis
Donald Stocking* Helena
Frank Thrailkill* Missoula

1931-32

Alfred Dahlberg*** Butte
William Erickson*** Butte
David Fitzgerald** Livingston
Dale Hinman** Greybull, Wyo.
James Jones* Bemidji, Minn.
Chalmer Lyman* Helena
Henry Murray* Missoula
Louis Steensland* Big Timber

1932-33

James G. Brown*** Butte
Albert Heller*** Twin Bridges
William Hileman*** Whitefish
Donald Halloway*** Townsend
Jack McDonald* Livingston
Naseby Rhinehart, Sr.*** Milwaukee, Wis.

1933-34

Henry Blastic*** Chicago, Ill.
Charles Flanagan* Great Falls
Linwood Reynolds* Butte

1934-35

Walter Keithley** Miles City
Raymond Stevens** Forsyth

1935-36

Douglas Brown* Butte
Paul Chumrau*** Anaconda
Marvyn Glover* Big Lake, Texas
Charles Miller*** Anaconda
Thomas Mitchell* Dayton, OH
Robert Thompson*** Anaconda

1936-37

Donald Holmquist* Whitefish
William Lazetich*** Anaconda
Joseph Mariana** Miles City
Robert Robinson** Kalispell
James Seyler*** Twin Bridges
Thomas Tobin* Miles City



MONTANA BASKETBALL



1937-38

Arthur Merrick*** Great Falls
Frank Nugent*** Miles City
Bernard Ryan*** Livingston
Gordon Shields** Great Falls
Donald Sundquist** Great Falls

1938-39

Rae Greene*** Chicago, Ill.
William Hall*** Sioux Falls, S.D.
Edward Hudacek** Wheeling, W.Va.

1939-40

Henry Dahmer** Havre
Eugene Clawson*** Missoula
William DeGroot*** Billings
Charles "Bill" Jones*** Livingston
Eso Naranche*** Butte

1940-41

Charles "Chuck" Burgess*** Dillon
Earl Fairbanks* Dillon
Allen McKenzie*** Phillipsburg
Gordon Nordgren* Missoula
Jack Swarthout* Prosser, Wash.
Joeseeph Taylor*** Chicago, Ill.

1941-42

John "Jack" Burgess** Missoula
Russell Edwards* Missoula
Harry Hesser** Whitehall
Paul Nicholas* Hayes, Kan.

1942-43

Richard Bowman* Casper, Wyo.
Ray Krone* Hardin
Ray Rieder* Valier
Arnold Scott* Plains

1943-44

John Bellusci* Missoula
Richard Boese* Richey
John Bulin* Great Falls
Gasper Cornell* Missoula
Vernell Fisher** Fort Benton
Ted Greeley** Great Falls
William Jesse* Missoula
George VanDelinder Belgrade

1944-45

Kenneth Drahos* Puyallup, Wash.
Max French* Gardiner
William Hinrichs* Havre
Arthur Jacobson* Missoula
James Lucas* Miles City
Donald McDonald* Miles City
Edison McGarry* Butte
Robert Phillips* Lewistown
Sam Phillips* Lewistown

1945-46

Duane Baracker* Poplar
John Cheek*** Dillon
Dale Clawson* Missoula
John Holding*** Missoula
Ainer Larson* Anaconda
Daniel Marankovich**** Anaconda
Charles Moses*** Midwest, Wyo.
Don Peterson* Cut Bank
Ralph Peterson* Great Falls
Richard Pew* Missoula
Louis Rocheleau*** Missoula
Don Schwend* Bridger
Tom Selstad**** Great Falls

1946-47

Ray Bauer*** Great Falls
Richard Carstensen**** Helena
Robert Cope**** Missoula
Charles Davis**** Dillon
James Graham**** Columbus
John "Gus" Nash* Missoula

1947-48

Rudy Collins* Florence
John Eahart*** Missoula
Burt Thompson** Spokane, Wash.

1948-49

Mike Dudik* Endicott, N.Y.
Tom Kingsford* Missoula

1949-50

Richard Anderson** Hamilton
Joe Brennan* Helena
Robert Byrne*** Billings
Robert Hasquet** Shelby
Jack Luckman**** Glasgow
Robert Sparks*** Missoula
Walter Stockhoff* Jersey City, N.J.

1950-51

Richard Gunlikson* Shelby
Dale Johnson** Missoula
Donald Lucas* Miles City
Harold Maus* Hamilton
Vernon Powell* Florence
Harold Sherbeck** Big Sandy
Paul Wold* Laurel

1951-52

Edward Anderson*** Missoula
Harold Bellis* Helena
Richard Johnson*** Helena
James McNaney** Miles City
Frank Nickel** Billings
Richard Trinastich** Great Falls

1952-53

Jack Coppedge* Polson
Pat Curran* Minneapolis, Minn.
Edward Fine*** Kalispell
George Samuelson*** Glendive

1953-54

David Adams** Midwest, Wyo.
Edward Argenbright*** Cut Bank
Eddie Berquist*** Billings
Kenneth Byerly* Lewistown
Gary Jystad** Kalispell
Harold Winterholler** Worland, Wyo.

1954-55

Maury Colberg** Billings
Alan Dunham*** Shelby
Ray Howard*** Helena
Jerry Johnson* Lewistown
Merritt Monson* Bozeman
Rudolph Rhodes*** Kalispell

1955-56

Harold Erickson*** Sioux Falls, S.D.
Thomas Jensen* Michigan City, Ind.
Robert Powell* Missoula
Naseby Rhinehart, Jr.* Missoula
Russell Sheriff*** Helena

1956-57

Forrest Cox, Jr.** Missoula
James Powell** Missoula
Clarence Waters** Newton, Kan.

1957-58

Dan Balko*** Great Falls
Darroll Dunham** Shelby
Joe Johnstone*** Deer Lodge
Tom McEachron* Santa Maria, Calif.
David Shelby** Albany, Ore.
Marvin Suttles** Chicago, Ill.

1958-59

Mike Allen* Cut Bank
Gale Henrickson* Spokane, Wash.
Vince Ignatowitz** Elizabeth, N.J.
John Lands** Baton Rouge, La.
Paul Miller** Newton, Kan.
Kay Roberts*** Newton, Kan.
Duane Rueggsegger** Billings
Terry Screnar** East Helena

1959-60

Blaine Hendricks*** Missoula
Robert O'Billovich*** Butte
Ronald Quilling*** Sidney
Daniel Sullivan*** Butte

1960-61

Richard Held* Butte
Steve Lowry*** Red Lodge
Ray Lucien*** Baton Rouge, La.
Larry Riley* Roundup

1961-62

Tim Aldrich*** Missoula
Harold Fullerton*** Ronan
Keith Law*** Bourbonnais, Ill.
Harold Peterson*** Kankakee, Ill.



MONTANA BASKETBALL



1962-63

Bruce Denison** Missoula
Rocky Greenfield* Missoula
David Hilger* Dillon
Donald Morrison* Troy
William Rice*** Chadron, Neb.
Francis Ricci* Livingston
Jay Sumner* Livingston

1963-64

Ronald Harper* Sidney
Gary Meggeline** Chula Vista, Calif.
Gary Peck*** Libby
Michael Persha** Red Lodge
James Pramenko* Missoula
John Quist*** Cut Bank

1964-65

Wade Hughes** South Bend, Ind.
Jon King* Cut Bank
Ed Samelton** South Bend, Ind.
Tom Schilke** Racine, Wis.
Glenn Smith* Missoula
William Sullivan** Anaconda
Gene Williams** Pekin, Ill.

1965-66

Dennis Biletnikoff** Chula Vista, Calif.
Norman Clark** Milwaukee, Wis.
Arthur Davis* Los Angeles, Calif.
Greg Hanson*** Missoula
John "Doc" Holliday* Charlottesville, Ind.
Lee Levknecht* Kimberly, Wis.
Gordie Zillges* Kimberly, Wis.

1966-67

Steve Brown*** Corvallis
Ken Conrad* East Peoria, Ill.
Donald Durgin* Las Vegas, Nev.
Sid Hudson* Ft. Pierce, Fla.
Rick Johntson* Albuquerque, N.M.
Don Parsons** Richland, Wash.

1967-68

Mark Agather** Libby
Max Agather** Libby
John Cheek, Jr.* Anaconda
Ray Dirindin** Lowell, Ind.
Dave Gustafson*** Vaughn
Tom Jones* Edina, Minn.
Ron Moore** Indianapolis, Ind.
Sidney Rhinehart*** Missoula
Stan Yoder* Fort Wayne, Ind.

1968-69

James Clawson** Missoula
Michael Heroux*** Menasha, Wis.
Harold Ross* Seattle, Wash.
Don Wetzel** Cut Bank
George Yule** Newport Beach, Calif.

1969-70

Willie Bascus*** Brawley, Calif.
Howard Clark** Kansas City, Mo.
John Harrell* Hamilton, Ohio
Ray Howard*** Great Falls
Lonzo Lewis** Rockford, Ill.

1970-71

Larry Chapman* Norfolk, Neb.
Kirk Johnson* Helena
Michael Judd* Butte
Jeff Nord* Missoula
Earl Tye*** Central Point, Ore.
Michael Vernon** Oakland, Calif.
James Walker* Livingston

1971-72

Chris Anderson** Olympia, Wash.
Scott Hollenbeck*** Spokane, Wash.
Mike Hubbard* Seattle, Wash.
Blake Lyman** Missoula
Mike Murray** Seattle, Wash.
Dale Parker** Galetton, Colo.
Kevin Rocheleau*** Missoula
Robin Selvig*** Outlook
Clarence Walker* Calipatria, Calif.
Virgil Owens* Seattle, Wash.

1972-73

Eric Hays*** Junction City, Ore.
Ken McKenzie*** Port Coquitlan, B.C.
Dennis Murphy*** Ronan
Mark Nord*** Missoula
Tom Peck*** Libby
Don Ryan*** Great Falls
Larry Smedley*** Vancouver, Wash.

1973-74

Tim Blaine*** Albany, Ore.
Ben DeMers**** Missoula
Pat Dolezal* Harlem
Rick McGinnis** Missoula
Tim Stambaugh*** Portland, Ore.

1974-75

Jim Darby* Vancouver, B.C.
Steve DeMers* Missoula
Chris Powers* Kettering, Ohio
Mark Reich** Missoula
Michael J. Richardson*** Denver, Colo.
Michael R. Richardson*** Denver, Colo.
Jim Swain* Billings

1975-76

Craig Henkel**** Libby
Jim Malloy** Malta
Allan Nielsen**** Westby
Kirk Rocheleau** Missoula
Charlie Yankus**** Medical Lake, Wash.

1976-77

Greg Bauska* Kalispell
Bill Hansen* Morris, N.Y.
John Stroeder**** Port Townsend, Wash.

1977-78

Rod Brandon**** Norwalk, Calif.
Tim McCauley*** Sun Prairie, Wis.
Blaine Taylor**** Missoula
Craig Zanon**** Kalispell
Rick Zanon** Kalispell

1978-79

Marty Green*** Missoula

1979-80

Jim Caler**** Lakewood, Colo.
Greg Crutcher* Cincinnati, Ohio
Richie Edwards* New York, N.Y.
Dave Johnson** Rowland Heights, Calif.
Tim Knight** Riverside, Calif.
Craig Larsen**** Aurora, Colo.
Brian Morris**** Missoula
Derrick Pope**** Aurora, Colo.

1980-81

Ron Brumfield** San Jose, Calif.
Marc Glass**** Battleground, Wash.
Rob Hurley**** Anaconda
D.J. Johnson*** Los Angeles, Calif.
Doug Selvig**** Outlook

1981-82

John Bates**** Corvallis, Ore.
Bruce Burns*** Pittsburg, Calif.
Larry Krystkowiak**** Missoula
Larry McBride**** Anchorage, Alaska
Leroy Washington**** Long Beach, Calif.

1982-83

John Boyd**** Seattle, Wash.
Scott Zanon**** Kalispell

1983-84

Todd Powell**** Corvallis, Ore.
Steve Vanek**** Warren, Ore.

1984-85

Herb Jones* Spanaway, Wash.
(Letter given posthumously)

1985-86

K.C. McGowan**** Missoula
Marc Murphy* Butte
John Reckard**** Keenesburg, Colo.
Tony Reed**** Anchorage, Alaska
Wayne Tinkle**** Spokane, Wash.

1986-87

Mike Ahlers** Tacoma, Wash.
Mike Boken*** Los Angeles, Calif.
Nate DuChesne** Snohomish, Wash.
Mark Schultz** Spokane, Wash.

1987-88

Roger Fasting**** Glendive
Kevin Harris* Sumner, Wash.
Kevin Hood* Canton, Ohio
Eric Jordan**** Inglewood, Calif.
Tom Lytle*** Salt Lake City, Utah



1988-89

Daren Engellant**** Geraldine
Ossie Young** Oklahoma City, Okla.
Andy Woods* Richmond, Calif.

1989-90

Al Brown* Berkeley, Calif.
Keith Crawford*** Long Beach, Calif.
Kevin Kearney** Kansas City, Mo.

1990-91

Nate Atchison** Milwaukee, Wis.
Delvon Anderson** San Francisco, Calif.
Gary Kane**** Butte
Josh Lacheur**** Sacramento, Calif.

1991-92

Travis DeCuire*** Seattle, Wash.
Don Hedge** Langston, Okla.
Matt Kempfert**** Missoula
Jeremy Lake**** Lambert
Anthony Mayfield* Lafayette, La.

1992-93

Guy Bonner* St. Louis, Mo.
Nate Covill**** Long Beach, Calif.
Israel Evans* Georgetown, S.C.
Paul Perkins** Pasadena, Calif.
Shawn Samuelson**** Broadus
Kirk Walker**** Darby

1993-94

Brandon Dade**** Los Angeles, Calif.
Marcus Knox* Milwaukee, Wis.
Chris Spoja**** Helena

1994-95

Shane Belnap** Hooper, Utah
J.R.Camel*** Missoula
Ryan Dick**** Missoula
Bob Olson**** Butte

1995-96

Eric Bowie**** Kansas City, Mo.
Mat Seidensticker**** Shelby
Brent Smith** Walnut Creek, Calif.

1996-97

Don Carter* Corbett, Ore.
Dominique Davis**** San Jose, Calif.
Mike Warhank**** Great Falls

1997-98

Jared Buckmaster**** Beaverton, Ore.
Corey Reiser** West Valley, Utah
Nate Sil** Missoula
Kasey Williams**** Missoula

1998-99

Shane Christensen**** Las Vegas Nev.
Jason Collins* Minneapolis, Minn.
Travis Greenwalt**** Spangle, Wash.
Kyle Keyes** Kirkland, Wash.
Ryan Slider*** Tigard, Ore.
Matt Williams** Santa Barbara, Calif.

1999-00

Mike Card* Calgary, Alberta
Dan Carter* Medford, Ore.
Brent Cummings**** Pullman, Wash.
Gary Lynch* Great Falls
Zoran Milosavljevic** Trstenik, Serbia
Sam Riddle*** Missoula

2000-01

Spencer Allred* Grantsville, Utah
Deldre Carr* Las Vegas, Nev.
Ryan Pederson**** Minneapolis, Minn.
Jake Stuart* Gildford
Dan Trammel** Pittsburg, Calif.

2001-02

David Bell** Oakland, Calif.
Marcus Rosser** Philadelphia, Pa.
Victor Venters*** Richmond, Calif.

2002-03

Mike Chavez*** Heart Butte
Kevin Criswell**** Colstrip
Corey Easley*** Rosemount, Minn.
Steve Horne** Pensacola, Fla.
Derrick Mansell** Costa Mesa, Calif.
Chris McKay*** Victoria, B.C.

2003-04

Roy Booker* Portageville, Mo.
Kamarr Davis** Milwaukee, Wis.
Matt Dlouhy**** Coeur d'Alene, Idaho
Brian Lynch** Great Falls
John Seyfert** Stevensville
Jon Wilkins* Phoenix, Ariz.

2004-05

Lamar Farr* Beloit, Wis.
Matt Martin**** Spearfish, S.D.
Virgil Matthews** Spanaway, Wash.
Richard Stapleton* Marietta, Ga.
Andrew Strait**** Yakima, Wash.
Nick Thierry* Beaverton, Ore.

2005-06

Bryan Ellis** Detroit, Mich.
Jordan Hasquet**** Missoula
Stuart Mayes** Elkhart, Inc.
Kyle Sharp**** Hollister, Calif.
Greg Spurgetis*** Spokane, Wash.
Austin Swift** Santa Cruz, Calif.

2006-07

Cameron Rundles** Minneapolis, Minn.
Ryan Staudacher*** Kirkland, Wash.
Dave Vanderjagt** Townsville, Australia

2007-08

Ceylon Elgin-Taylor** Los Angeles, Calif.
Zack Graves* Sacramento, Calif.
Brian Qvale**** Williston, N.D.

2008-09

Vassy Banny** Ivory Coast, Africa
Anthony Johnson** Tacoma, Wash.
Jack McGillis** Missoula
Derek Selvig**** Glendive
Shawn Stockton**** Spokane, Wash.
Michael Taylor** Brewster, Wash.

2009-10

Will Cherry**** West Oakland, Calif.
Mathias Ward**** Gig Harbor, Wash.
Raason Young* Washington, D.C.

2010-11

Chase Adams* Tucson, Ariz.
Vaughn Autry* Los Angeles, Calif.
Eric Hutchison**** Longview, Wash.
Kareem Jamar**** Venice, Calif.
Billy Reader** Lake Oswego, Ore.
Art Steward** Casper, Wyo.
Jordan Wood** Cedar City, Utah

2011-12

Keron DeShields*** Baltimore, Md.
Jordan Gregory**** Pueblo, Colo.
Kevin Henderson** Auburn, Wash.
Mike Weisner**** Walla Walla, Wash.

2012-13

Spencer Coleman** Eugene, Ore.
Nick Emerson** Columbia Falls
Andy Martin** Casper, Wyo.
Jake Wiley* Newport, Wash.
Morgan Young** Lustre

2013-14

Riley Bradshaw*** Corvallis
Mario Dunn**** Oakland, Calif.
Brandon Gfeller**** Colfax, Wash.
Chris Kemp** Baltimore, Md.
Jack Lopez**** Woronora, Australia

2014-15

Martin Bruenig** Leverkusen, Germany
Fabijan Krslovic*** Abbotsbury, Australia
Daniel Nwosu* Ottawa, Ontario

2015-16

Brayden Boehning* Glendive
Gavin DeJong* Manhattan
Bobby Moorehead** Tacoma, Wash.
Michael Oguine** Porter Ranch, Calif.
Walter Wright** Waterbury, Conn.

2016-17

Sayeed Pridgett* Oakland, Calif.
Ahmaad Rorie* Tacoma, Wash.
Jared Samuelson* Billings



MONTANA BASKETBALL



Fred W. Schule
1905-1907



Albion Findley
1907-1909



Albert N. Whitlock
1911-1912



W.W.H. Mustaine
1912-1914



Jerry Nissen
1914-1918



Bernie Bierman
1919-1922



J.W. Stewart
1922-1932



A.J. Lewandowski
1932-1937



Jiggs Dahlberg
1937-1942,
1944-1955



Clyd Carpenter/Ed Chinske
1942-1943



Ed Buzzetti
1943-1944



Frosty Cox
1955-1962



Ron Nord
1962-1968



Bob Cope
1968-1970



Lou Rocheleau
1970-1971



Jud Heathcote
1971-1976



Jim Brandenburg
1976-1978



Mike Montgomery
1978-1986



Stew Morrill
1986-1991



Blaine Taylor
1991-1998



Don Holst
1998-2002



Pat Kennedy
2002-2004



Larry Krystkowiak
2004-2006



Wayne Tinkle
2006-2014



Travis DeCuire
2014-Present

COACHING RECORDS

No coach listed

1901-02	0	1	.000
1902-03	1	1	.500
1903-04	1	0	1.00
1904-05	(no team)		
Total	2	2	.500

Fred W. Schule

Alma Mater: Wisconsin

1905-06	4	2	.667
1906-07	2	2	.500
Total	6	4	.600

Albion G. Findley

Alma Mater: Wisconsin

1907-08	6	3	.667
1908-09	(no scores listed)		
Total	6	3	.667

1909-10	(no team)		
1910-11	(no team)		

Albert N. Whitlock

Alma Mater: Kentucky

1911-12	1	6	.143
Total	1	6	.143

W. W. H. Mustaine

Alma Mater: Kentucky

1912-13	5	3	.625
1913-14	3	8	.273
Total	8	11	.421

Jerry Nissen

Alma Mater: Washington State

1914-15	4	6	.400
1915-16	7	3	.700
1916-17	4	11	.267
1917-18	6	6	.500
Total	21	26	.447

1918-19 (no team – World War I)

Bernard Bierman

Alma Mater: Minnesota

1919-20	6	9	.400
1920-21	12	8	.600
1921-22	14	7	.667
Total	32	24	.571

J.W. Stewart

Alma Mater: Geneva College

1922-23	7	14	.333
1923-24	7	8	.467
1924-25	9	10	.474
1925-26	5	10	.333
1926-27	5	11	.313
1927-28	6	8	.429
1928-29	9	11	.450
1929-30	13	9	.591
1930-31	10	12	.455
1931-32	6	14	.300
Total	77	107	.418



MONTANA BASKETBALL



COACHING RECORDS

A.J. Lewandowski

Alma Mater: Nebraska

1932-33	8	11	.421
1933-34	16	9-1	.615
1934-35	6	18	.250
1935-36	13	11	.542
1936-37	14	12	.538
Total	57	61-1	.479

George "Jiggs" Dahlberg

Alma Mater: Montana

1937-38	9	18	.333
1938-39	17	13	.567
1939-40	17	8	.680
1940-41	13	15	.464
1941-42	14	10	.583
Total	70	64	.525

Clyde Carpenter/Ed Chinske

Alma Mater: Montana

1942-43	15	9	.625
Total	15	9	.625

Ed Buzzetti

Alma Mater: Montana

1943-44	2	10	.167
Total	2	10	.167

George "Jiggs" Dahlberg

1944-45	7	22	.241
1945-46	14	16	.467
1946-47	12	16	.429
1947-48	21	11	.656
1948-49	12	13	.480
1949-50	27	4	.871
1950-51	12	19	.387
1951-52	12	14	.462
1952-53	14	11	.560
1953-54	8	19	.296
1954-55	12	14	.462
Total	151	159	.483

Forrest "Frosty" Cox

Alma Mater: Kansas

1955-56	14	12	.538
1956-57	13	9	.591
1957-58	12	10	.545
1958-59	10	14	.417
1959-60	7	17	.292
1960-61	14	9	.609
1961-62	10	14	.417
Total	80	73	.573

Ron Nord

Alma Mater: Wisconsin

1962-63	6	18	.250
1963-64	6	17	.261
1964-65	11	15	.423

1965-66	14	10	.583
1966-67	6	18	.250
1967-68	8	17	.320
Total	51	95	.349

Bob Cope

Alma Mater: Montana

1968-69	9	17	.346
1969-70	4	17	.190
Total	13	34	.277

Lou Rocheleau

Alma Mater: Montana

1970-71	9	15	.375
Total	9	15	.375

Jud Heathcote

Alma Mater: Washington State

1971-72	14	12	.538
1972-73	13	13	.500
1973-74	19	8	.704
1974-75	21	8	.724
1975-76	13	12	.520
Total	80	53	.597

Jim Brandenburg

Alma Mater: Colorado State

1976-77!	6	20	.231
1977-78	20	9	.690
Total	26	29	.473

!Forfeited 11 wins due to ineligible player

Mike Montgomery

Alma Mater: Long Beach State

1978-79	14	13	.519
1979-80	17	11	.607
1980-81	19	9	.679
1981-82	17	10	.630
1982-83	22	7	.759
1983-84	23	7	.767
1984-85	22	8	.733
1985-86	21	11	.656
Total	155	76	.669

Stew Morrill

Alma Mater: Gonzaga

Season	W	L	PCT.
1986-87	18	11	.621
1987-88	18	11	.621
1988-89	20	11	.645
1989-90	19	10	.655
1990-91	23	9	.719
Total	98	51	.652

Blaine Taylor

Alma Mater: Montana

1991-92	27	4	.871
1992-93	17	11	.607
1993-94	19	9	.679
1994-95	21	9	.700
1995-96	20	8	.714
1996-97	21	11	.656
1997-98	16	14	.533
Total	141	66	.680

Don Holst

Alma Mater: MSU-Northern

1998-99	13	14	.481
1999-00	17	11	.607
2000-01	11	16	.407
2001-02	16	15	.516
Total	57	56	.504

Pat Kennedy

Alma Mater: Kings College

2002-03	13	17	.433
2003-04	10	18	.357
Total	23	35	.397

Larry Krystkowiak

Alma Mater: Montana

2004-05	18	13	.581
2005-06	24	7	.774
Total	42	20	.677

Wayne Tinkle

Alma Mater: Montana

2006-07	17	15	.531
2007-08	14	16	.467
2008-09	17	12	.586
2009-10	22	10	.688
2010-11	21	11	.656
2011-12	25	7	.781
2012-13	25	7	.781
2013-14	17	13	.567
Total	158	91	.635

Travis DeGuire

Alma Mater: Montana

2014-15	20	13	.606
2015-16	21	12	.636
2016-17	16	16	.500
Total	57	41	.528



MONTANA BASKETBALL



1901-02 (0-1) - No Coach Listed

Preps	L, 18-11
-------	----------

1902-03 (1-1) - No Coach Listed

Preps & Tzi Dal Tais	W, 25-19
Helena HS	L, 14-12

1903-04 (1-0) - No Coach Listed

Missoula Athletic Association	W, 20-0
-------------------------------	---------

1904-05 (no team)

1905-06 (4-2) - Fred W. Schule

YMCA	W, 15-10
YMCA	W, 42-8
YMCA	W, 28-11
Missoula High School	W, 24-10
Montana State College	L, 39-32
at Montana State College	L, 53-10

1906-07 (2-2) - Fred W. Schule

at Montana State College	L, 43-14
at Helena Business College	W, 27-17
Helena Business College	W, 32-22
Montana State	L, 16-15

1907-08 (6-3) - Albion Findley

All-Stars	W, 46-9
All-Stars	W, 81-5
Montana Wesleyan College	W, 87-2
Montana School of Mines!	W, 52-10
Montana State	L, 25-17
Montana State	L, 33-9
at Montana Wesleyan	W, 44-1
at Montana School of Mines	W, 26-19
Muscatine, Iowa	L, 59-24
!Montana Tech	

1908-09 - Abion Findley

(no scores listed)

Montana Wesleyan	
at Anaconda Athletic Club	
at Montana State	
Anaconda Athletic Club	
Montana State	
at Spokane Athletic Club	
at Washington State College	
Montana State	
Montana Wesleyan	

1909-11 (no team)

1911-12 (1-6) - Albert N. Whitlock

Fort Missoula	W, 70-2
Montana State	L, 27-17
Carroll Club	L, 30-19
at Montana State	L, 31-4
at Montana School of Mines	L, 39-11
at Carroll Club	L, 48-22
Montana School of Mines	L, 30-22

1912-13 (5-3) - W. W. H. Mustaine

All Stars	W, 29-8
Montana State	W, 19-16
Utah	L, 38-17
Carroll Club	W, 43-10
at Montana State	L, 23-16

Montana State (in Helena)	L, 26-18
Montana School of Mines	W, 47-17
Stevensville All-Stars	W, 36-9

1913-14 (3-8) - W. W. H. Mustaine

Montana School of Mines	W, 47-11
Montana State	W, 23-21
Washington State	L, 43-22
Washington State	L, 70-12
at Utah State College!	L, 74-31
at Utah	L, 82-17
at Salt Lake City YMCA	L, 45-24
at Brigham Young	L, 73-17
at Pocatello Athletic Club	L, 47-27
at Montana School of Mines	W, 27-16
at Montana State	L, 39-25
!Utah State University	

1914-15 (4-6) - Jerry Nissen

Utah	L, 35-27
Brigham Young	L, 25-18
at Kalispell YMCA	W, 44-18
at Washington State	L, 41-24
at Washington State	L, 27-22
Montana School of Mines	W, 42-24
Montana State	W, 33-25
at Montana State	L, 29-27
Illinois Amateur Athletic Club	L, 47-31
Montana Wesleyan	W, 56-24

1915-16 (7-3) - Jerry Nissen

Missoula High School	W, 44-25
Helena High School	W, 44-17
Gonzaga	W, 40-20
Gonzaga	W, 36-15
Washington State	L, 36-31
at Washington State	W, 25-24
at Gonzaga	W, 22-21
at Washington State	L, 41-24
at Idaho	L, 23-18
at Gonzaga	W, 17-13

1916-17 (4-11) - Jerry Nissen

Whitman	W, 37-27
Whitman	L, 31-29
Idaho	W, 24-19
Idaho	W, 25-21
Oklahoma Normal College!	W, 25-24
Oklahoma Normal College!	L, 30-24
Montana State	L, 30-5
Montana State	L, 31-15
at Whitman	L, 31-17
at Whitman	L, 43-14
at Idaho	L, 32-16
at Idaho	L, 42-23
at Washington State	L, 33-22
at Montana State	L, 34-27
at Montana State	L, 31-17
!Oklahoma State	

1917-18 (6-6) - Jerry Nissen

at Washington State	L, 24-23
at Washington State	W, 30-21
at Idaho	L, 51-17

at Idaho	L, 43-20
at Montana State	L, 22-16
at Montana State	W, 18-16
Montana State	W, 30-21
Idaho	L, 31-25
Idaho	W, 29-28
Washington State	W, 22-20
Washington State	L, 15-7
Montana State	W, 33-19

1918-19 (no team)

1919-20 (7-9) - Bernard Bierman

Montana Wesleyan	W, 36-18
at Gonzaga	W, 32-18
at Idaho	L, 28-16
at Idaho	L, 13-11
at Washington State	L, 34-30
at Washington State	L, 33-19
Montana School of Mines	W, 25-18
Montana State	L, 32-17
Montana State	L, 19-15
Gonzaga	W, 30-10
at Montana State	L, 32-15
at Montana State	L, 30-12
at Montana School of Mines!	W, 2-0
at Montana Wesleyan	W, 35-16
Idaho	W, 28-26
Idaho	L, 23-20
!Forfeit game by Montana School of Mines	

1920-21 (12-8) - Bernard Bierman

Mount St. Charles College!	W, 41-9
Stevensville Independent	W, 50-5
Whitman	W, 33-20
Whitman	W, 30-18
Barney's Independents	W, 32-10
at Montana State	L, 19-18
at Montana State	W, 20-5
at Washington State	L, 28-24
at Idaho	L, 41-13
at Idaho	L, 22-15
at Whitman	L, 27-22
at Whitman	L, 27-23
at Gonzaga	L, 26-23
at Carroll	W, 54-19
at Montana School of Mines	W, 24-15
at Montana School of Mines	W, 36-15
Montana State	W, 36-26
Montana State	W, 23-19
Idaho	L, 42-22
Idaho	W, 38-26
!Carroll College	

1921-22 (14-7) - Bernard Bierman

at Whitman	L, 18-17
at Whitman	L, 25-15
Montana School of Mines	W, 24-14
Montana Wesleyan	W, 43-8
Mount St. Charles	W, 30-20
Montana State	W, 33-23
Montana State	W, 24-17
Idaho	L, 23-22
Idaho	W, 26-22



MONTANA BASKETBALL



at Idaho	L, 56-18
Deerlodge Athletic Club	W, 31-19
at Gonzaga	W, 24-19
at Spokane Ath. Club	L, 30-21
Gonzaga	W, 32-24
Gonzaga	W, 32-15
at Montana State	L, 30-29
at Montana State	W, 29-18
Montana School of Mines	W, 31-14
at Montana Wesleyan	W, 20-16
Mount St. Charles	W, 37-15
at Idaho	L, 42-24

1922-23 (7-14) - J. W. Stewart

at Idaho	L, 38-17
at Idaho	L, 44-17
at Washington State	L, 33-13
Washington State	L, 35-11
Washington State	L, 24-14
Mount St. Charles	W, 24-14
at Mount St. Charles	L, 27-11
at Washington State	L, 37-14
at Montana School of Mines	W, 26-16
Montana School of Mines	W, 17-11
at Montana State	L, 27-24
at Montana State	W, 30-23
Montana State	L, 20-15
Montana State	L, 25-19
Pacific	W, 27-7
Pacific	W, 15-12
at Gonzaga	L, 38-20
Gonzaga	W, 31-24
Gonzaga	L, 14-13
at Whitman	L, 19-17
at Whitman	L, 33-19

1923-24 (7-8) - J. W. Stewart

at Idaho	L, 19-9
at Idaho	L, 29-20
Idaho	W, 36-17
Idaho	W, 35-20
at Washington State	L, 28-25
at Washington State	L, 24-18
Washington State	L, 27-24
Washington State	W, 25-23
at Gonzaga	L, 30-8
Gonzaga	W, 25-20
Gonzaga	W, 32-22
Washington	L, 34-22
Washington	L, 33-31
Mount St. Charles	W, 31-16
Mount St. Charles	W, 46-16

1924-25 (9-10) - J. W. Stewart

North Dakota State	W, 25-24
Whitman	W, 33-28
Washington State	L, 28-17
Idaho	W, 31-27
at Washington	L, 39-27
at Oregon State	L, 24-22
at Oregon	L, 33-24
at Multnomah Athletic Club	W, 34-17
Gonzaga	W, 45-34

Gonzaga	W, 45-33
Montana State	W, 28-22
Montana State	L, 36-28
at Whitman	W, 33-28
at Washington State	L, 32-17
at Idaho	L, 41-16
at Gonzaga	L, 44-35
Washington	W, 33-28
at Montana State	L, 28-17
at Montana State	L, 16-15

1925-26 (5-10) - J. W. Stewart

Mount St. Charles	W, 33-21
at Washington State	L, 28-18
at Idaho	L, 19-18
at Washington	L, 28-19
at Oregon	L, 40-19
at Oregon State College!	L, 31-19
at Gonzaga	L, 45-33
Oregon	L, 35-17
Washington State	W, 23-13
Gonzaga	W, 30-26
at Montana State	L, 36-23
Idaho	W, 35-24
Montana State	W, 35-31
Washington	L, 23-20
Oregon State College	L, 38-15

1926-27 (5-11) - J. W. Stewart

Butte YMCA	W, 34-31
Butte YMCA	W, 29-21
Mount St. Charles	W, 28-20
Mount St. Charles	W, 32-13
at Idaho	L, 45-19
at Washington State	L, 33-18
Washington State	L, 31-28
Montana State	L, 50-32
Oregon	L, 37-24
at Washington	L, 46-17
at Oregon State College	L, 48-35
at Oregon	L, 54-32
at Montana State	L, 51-32
Washington	L, 35-27
Oregon State College	W, 38-25
Idaho	L, 44-29

1927-28 (6-8) - J. W. Stewart

at Gonzaga	W, 28-18
at Gonzaga	W, 43-25
Washington State	W, 40-16
at Montana State	L, 77-26
Montana State	L, 52-39
at Idaho	L, 48-26
at Washington State	W, 35-30
at Washington	L, 44-24
at Oregon State	L, 31-12
at Oregon	L, 36-33
Washington	L, 51-31
Oregon State	W, 44-43
Oregon	L, 32-30
Idaho	W, 38-35

1928-29 (9-11) - J. W. Stewart

Gonzaga	W, 36-30
---------	----------

Gonzaga	L, 35-30
Gonzaga	W, 28-18
Montana School of Mines	W, 33-22
Montana School of Mines	W, 30-22
Washington State	L, 44-23
Montana State	L, 54-38
Idaho	L, 33-31
Oregon State	L, 29-25
Oregon	W, 29-28
at Montana State	L, 62-18
Washington	L, 42-20
at Oregon State	L, 28-26
at Oregon	L, 45-21
at Washington	L, 46-27
at Mount St. Charles	W, 30-22
at Mount St. Charles	W, 37-19
at Idaho	L, 44-31
at Washington State	W, 37-27
at Gonzaga	W, 40-35

1929-30 (13-9) - J. W. Stewart

at North Dakota State	L, 13-24
at Minnesota	L, 24-27
at North Dakota	L, 22-24
at North Dakota	L, 25-24
at Valley City Normal College!	W, 34-26
Idaho	W, 29-24
at Billings Independents	W, 34-26
Montana State	L, 45-35
Washington State	W, 54-24
Mount St. Charles	W, 41-34
Mount St. Charles	W, 63-32
at Idaho	W, 29-17
at Washington State	W, 32-23
Whitman	W, 56-33
Whitman	W, 46-38
at Montana State	L, 44-32
Gonzaga	L, 35-40
Gonzaga	W, 55-29
at Whitman	L, 37-29
at Whitman	W, 36-32
at Gonzaga	L, 29-36
at Gonzaga	W, 43-18
!Valley City State (North Dakota)	

1930-31 (10-12) - J. W. Stewart

at Utah	L, 41-31
at UCLA	L, 29-28
at UCLA	L, 59-27
at USC	L, 28-21
at USC	W, 29-25
at Stanford	L, 34-33
at California	L, 37-23
at Nevada	L, 30-29
Montana School of Mines	W, 40-21
Montana School of Mines	W, 47-17
Gonzaga	W, 33-27
Gonzaga	W, 36-22
at Montana State	L, 42-34
at Montana State	W, 31-29
at Montana School of Mines	W, 47-27
at Montana School of Mines	W, 49-18
Mount St. Charles	W, 59-25



MONTANA BASKETBALL



Mount St. Charles	W, 41-28
at Gonzaga	L, 33-28
at Gonzaga	L, 42-18
Montana State	L, 35-24
Montana State	L, 33-31

1931-32 (6-14) - J. W. Stewart

Idaho	L, 44-41
Idaho	L, 41-27
at Washington State	L, 54-25
at Idaho	L, 49-22
Washington State	L, 52-20
Washington State	L, 60-31
Gonzaga	W, 33-27
Gonzaga	L, 41-33
at Montana State	L, 40-34
at Montana State	L, 30-20
at Washington	L, 44-16
at Washington	L, 54-29
at Whitman	L, 29-28
at Whitman	L, 38-31
at Gonzaga	W, 31-30
at Gonzaga	W, 28-27
Montana School of Mines	W, 39-29
Montana School of Mines	W, 45-36
Montana State	L, 43-37
Montana State	W, 43-30

1932-33 (8-11) - Adolphe Lewandowski

Idaho	L, 45-20
Idaho	W, 52-38
Golden Bobcats	L, 39-37
Polson Independents	W, 52-44
Meiji Univ. (Japan)	W, 67-19
Mount St. Charles	L, 39-34
Montana State	W, 44-35
Montana State	L, 63-40
at Ellensburg Normal College!	L, 39-15
at Ellensburg Normal College	L, 27-22
at Whitman	W, 55-40
at Idaho	L, 62-30
at Montana State	L, 57-30
at Montana State	W, 42-38
at Montana School of Mines	W, 56-40
at Montana School of Mines	L, 45-38
Idaho Southern Branch^	L, 45-44
Idaho Southern Branch	W, 51-34
House of David	L, 66-46
!Central Washington University	
^ Idaho State	

1933-34 (16-9-1) - A. J. Lewandowski

Polson Independents	W, 34-29
at Helena All-Stars	W, 39-29
Golden Bobcats	L, 57-32
Idaho	L, 29-27
at Billings Polytechnic!	W, 52-37
at East. Mont. Normal College	W, 59-35
Gonzaga	W, 29-19
Montana School of Mines	W, 46-38
Ellensburg Normal College	W, 34-33
Ellensburg Normal College	L, 34-26
at Montana School of Mines	W, 47-37

at Dillon Normal College&	L, 44-35
at Idaho South Branch	W, 38-37
at Ellensburg Normal College	L, 46-24
at College of Puget Sound%	W, 40-34
at College of Puget Sound%	L, 42-39
at Washington	W, 32-29
at Washington	L, 60-24
Montana State	W, 36-33
Montana State	W, 40-38
House of David	W, 38-36
House of David	T, 31-31
at Montana State	W, 37-36
at Montana State	W, 31-23
Olson's Swedes	L, 38-17
Olson's Swedes	L, 44-43
!Rocky Mountain College	
^Montana State University-Billings	
& University of Montana-Western	
%University of Puget Sound	

1934-35 (6-18) - A. J. Lewandowski

Hamilton Lions Independents.	W, 59-24
Polson Independents	W, 30-29
Golden Bobcats	L, 66-29
at Washington	L, 44-21
at Washington	L, 50-23
at Spokane Desert Independents	L, 46-21
at Washington State	L, 51-33
at Idaho	L, 44-27
at Gonzaga	L, 59-46
Montana School of Mines	W, 32-24
Idaho South Branch	L, 32-29
at Dillon Normal School	L, 44-42
at Montana State	L, 49-36
at Montana State	L, 49-23
at Dillon Normal School	L, 34-22
at Montana School of Mines	W, 43-37
Harlem Globe Trotters	L, 35-33
Gonzaga	L, 47-28
Gonzaga	W, 40-37
Ellensburg Normal College	L, 37-34
Montana State	L, 56-39
Montana State	W, 43-31
House of David	L, 31-25
House of David	L, 49-47

1935-36 (13-11) - A. J. Lewandowski

Fresno State	L, 37-25
Fresno State	W, 35-32
University Alumni	L, 49-44
Washington State	L, 42-28
Washington State	L, 53-14
at North. Mont. Normal College!	W, 61-28
at Mont. Intermountain College	W, 48-34
Dillon Normal College	W, 37-34
at Billings Polytechnic	W, 65-40
at East. Mont. Normal College	W, 77-22
Montana School of Mines	W, 51-42
North. Montana Normal College	W, 51-30
Montana Intermountain College	W, 35-32
at Gonzaga	L, 46-25
at Cheney Normal College^	L, 29-22
Billings Polytechnic	W, 49-31

Montana State	L, 55-52
Cheney Normal College	L, 31-29
Gonzaga	L, 57-52
at Montana School of Mines	L, 38-30
at Montana State	L, 41-39
at Dillon Normal College	W, 54-41
at Montana School of Mines	W, 52-26
Rustic Tavern Independents	W, 64-41
!Montana State University-Northern	
^ Eastern Washington University	

1936-37 (14-12) - A. J. Lewandowski

Polson Independents	W, 61-23
at Nebraska	L, 53-39
at Peru Teachers College!	W, 51-37
at Wabash College	L, 40-36
at Evansville College^	W, 45-37
at Purdue	L, 68-29
at Montana State	L, 60-25
at Montana State	L, 49-31
Montana School of Mines	W, 50-34
Idaho	W, 32-29
Idaho	L, 37-36
Dillon Normal College	W, 60-38
at Standard Oil of Kalispell.	W, 47-34
at Whitefish Ramblers	W, 40-21
at Gonzaga	L, 42-41
at Cheney Normal College	W, 38-34
at Washington State	L, 44-38
at Dillon Normal College	W, 66-32
at Montana School of Mines	W, 35-17
Cheney Normal College	L, 46-44
Gonzaga	W, 39-35
Washington State	L, 46-30
Montana State	L, 51-46
Montana State	W, 41-36
House of David	L, 41-36
Hellers All-Stars Independents	W, 61-32
!Peru State College(Nebraska)	
^University of Evansville	



MONTANA BASKETBALL



Head Coach George "Jiggs" Dahlberg

1937-38 (9-18) - George "Jiggs" Dahlberg

Spokane Silverloafs	W, 60-37
at Great Falls JC's	W, 48-39
at Carroll	W, 65-18
at Ellensburg Normal College	W, 39-32
at Ellensburg Normal College	W, 35-33
Idaho	W, 47-38
Idaho	W, 33-32
Washington	L, 59-52
Washington	L, 58-36
at Oregon State	L, 46-36
at Oregon State	L, 43-31
at Oregon	L, 69-44
at Oregon	L, 63-49
at Idaho	L, 55-34
at Idaho	L, 48-34
at Washington State	L, 59-37
at Washington State	L, 56-30
Oregon State	L, 57-47
Oregon State	L, 37-28
Montana State	W, 55-47
Montana State	W, 55-45
Washington State	L, 53-46
Washington State	L, 63-40
at Washington	L, 42-24
at Washington	L, 54-44
at Montana State	L, 65-49
at Montana State	L, 64-60

1938-39 (17-13) - George Dahlberg

Sports Shop Independents	W, 58-29
BYU	W, 71-50
BYU	L, 54-47
at Dillon Normal College	W, 58-20
at Utah State College	L, 54-36

at Utah State College	W, 52-44
at BYU	L, 50-45
at BYU	W, 45-38
at Utah	L, 45-36
at Idaho Southern Branch	L, 30-29
at Montana School of Mines	W, 54-35
Cheney Normal College	W, 60-48
Cheney Normal College	L, 51-50
at Idaho	L, 49-44
at Idaho	L, 46-40
at Washington	L, 34-28
at Washington	L, 41-33
Gonzaga	W, 38-33
Gonzaga	W, 54-34
Washington State	L, 48-41
Washington State	W, 38-37
Idaho Southern Branch	W, 56-32
at Montana State	W, 43-37
at Montana State	L, 35-29
Mexico	W, 53-51
at Montana School of Mines	W, 64-26
at Gonzaga	W, 42-36
at Cheney Normal College	L, 49-39
Montana State	W, 66-52
Montana State	W, 65-45

1939-40 (17-8) - George Dahlberg

Concordia College (Minn.)	W, 48-42
Idaho	L, 38-26
Idaho	W, 34-33
Cheney Normal College	W, 38-30
Cheney Normal College	W, 53-47
at Washington	L, 39-34
at Washington	L, 56-43
at Washington State	L, 52-45
at Washington State	L, 57-47
at Idaho	L, 46-43
at Montana School of Mines	W, 34-27
Montana State	W, 47-37
Montana State	W, 61-41
Idaho Southern Branch	W, 42-41
Idaho Southern Branch	W, 43-39
at Cheney Normal College	W, 54-45
at Gonzaga	W, 71-58
at Gonzaga	L, 60-53
Gonzaga	W, 59-44
Gonzaga	W, 64-49
at Montana State	W, 51-41
at Montana State	W, 56-52
Wichita Independents^	W, 36-27
Gary, Indiana Independents^	W, 42-39
Denver Nuggets Independ.^	L, 60-36

^A.A.U. National Tourn., Denver, Colo.

1940-41 (13-15) - George Dahlberg

Hamline College!	L, 45-30
Washington State	L, 57-30
Washington State	L, 41-36
Williamette University	W, 57-34
at Brigham Young	L, 47-41
at Brigham Young	W, 48-44
at Miles City All-Stars	W, 69-33
at Superior Teachers College^	L, 59-39

at Minnesota	L, 53-38
at Iowa State College&	L, 41-27
at Jamestown College	L, 50-48
at North Dakota State	L, 56-43
at North Dakota	L, 39-26
at Bismark All-Stars	L, 48-34
at Washington	W, 47-41
at Washington	L, 39-31
at Montana State	W, 47-42
at Montana State	W, 50-48
Gonzaga	W, 53-43
Gonzaga	W, 49-39
at Gonzaga	L, 63-43
at Gonzaga	W, 59-49
Idaho Southern Branch	W, 59-49
Idaho Southern Branch	L, 42-41
at Idaho South Branch	W, 46-37
at Idaho South Branch	L, 42-41
Montana State	W, 59-48
Montana State	W, 47-45

!Hamline University, St. Paul, Minn.

^University of Wisconsin-Superior

&Iowa State University

1941-42 (14-10) - George Dahlberg

at Idaho	L, 49-28
at Idaho	L, 41-25
at Washington State	L, 74-45
at Washington State	L, 48-47
at Wyoming	L, 47-34
at Brigham Young	L, 46-34
Kansas State College	L, 44-34
Idaho	W, 55-35
Idaho	L, 42-29
Idaho South Branch	W, 58-39
Idaho South Branch	W, 39-35
Gonzaga	W, 73-50
Gonzaga	W, 52-31
Dillon Normal College	W, 57-40
Dillon Normal College	W, 57-35
Montana State	W, 47-44
Montana State	W, 44-43
at Cheney Normal College	W, 63-50
at Gonzaga	W, 56-51
at Gonzaga	W, 55-42
Whitman	W, 76-63
Whitman	W, 75-49
at Montana State	L, 44-30
at Montana State	L, 46-42

1942-43 (15-9) - Clyde Carpenter/

Ed Chinske

at Great Falls Air Force	W, 55-26
at Great Falls Air Force	W, 61-50
Utah	L, 55-51
Utah	W, 49-42
Utah State	W, 48-44
Idaho	L, 52-35
at Utah State	W, 44-43
at Idaho	W, 42-30
College Commandos!	W, 51-30
Idaho Southern Branch	W, 32-31
Idaho Southern Branch	W, 47-41



MONTANA BASKETBALL



at Montana State	L, 56-45
at Montana State	L, 66-45
Gonzaga	W, 58-49
Gonzaga	W, 54-45
at Whitman	L, 70-66
at Whitman	W, 54-53
at Pasco Air Force Base	L, 61-49
at Gonzaga	W, 49-46
at Gonzaga	L, 63-61
Denver	W, 66-61
Denver	L, 49-47
Montana State	L, 69-59
Montana State	W, 50-48
IUM Alumni	

1943-44* (2-10) - Edward Buzzetti

Montana School of Mines	L, 49-41
Montana School of Mines	L, 51-34
at Carroll College	L, 60-34
at Carroll College	L, 56-39
at Eastern Washington College	L, 67-39
at Eastern Washington College	L, 59-44
Eastern Washington College	L, 67-41
Eastern Washington College	L, 66-46
Carroll College	L, 54-41
Carroll College	W, 43-33
Montana School of Mines	W, 55-46
Montana School of Mines	L, 55-43

*All-freshman team due to World War II

1944-45 (7-22) - George Dahlberg

A.S.T.R.P. Cadets	W, 45-42
Great Falls	W, 49-43
at Gonzaga	W, 50-46
at Gonzaga	L, 33-42
at Ft. George Wright (Spokane)	L, 38-43
Carroll	L, 27-59
Carroll	L, 43-57
Fort Missoula	W, 49-42
at Whitman	W, 41-40
at Whitman	L, 40-51
at McCaw Military Hospital.	L, 40-49
Gonzaga	L, 39-65
Gonzaga	L, 37-57
at Montana School of Mines!	L, 28-64
at Montana School of Mines!	L, 48-57
at Carroll^	L, 45-70
at Carroll!	L, 47-62
Montana State	L, 31-41
Montana State	W, 36-30
Whitman	L, 51-71
Whitman	W, 42-39
at Eastern Washington	L, 80-32
at Eastern Washington	L, 72-36
Montana School of Mines!	L, 64-54
Montana School of Mines!	L, 63-41
Eastern Washington	L, 46-27
Eastern Washington	L, 75-39
at Montana State	L, 58-33
at Montana State	L, 49-25
INavy team	

1945-46 (14-16) - George Dahlberg

Fort Missoula	L, 52-50
Butte Cheerio Club	W, 59-52
at Wyoming	L, 61-35
at Montana State	L, 42-25
Utah State	L, 37-36
Montana State	W, 46-41
at Eastern Washington	L, 53-47
at Eastern Washington	L, 56-50
at Farragut Naval Base	L, 42-37
at Farragut Naval Base	L, 44-43
at Walla Walla Air Base	L, 57-42
at Whitman	L, 45-40
at Whitman	W, 37-35
at Eastern Washington	L, 61-53
at Eastern Washington	L, 57-26
Gonzaga	W, 103-34
Gonzaga	W, 59-42
at Montana State	L, 66-51
at Montana State	L, 64-57
at Gonzaga	W, 78-52
at Gonzaga	W, 102-49
at Idaho	W, 58-57
at Idaho	L, 53-46
Whitman	W, 71-36
Whitman	W, 81-53
Farragut Naval Base	W, 69-52
Farragut Naval Base	W, 69-52
Farragut Naval Base	W, 60-52
Montana State	L, 63-59
Montana State	W, 80-60

1946-47 (12-16) - George Dahlberg

Dillon Normal College	W, 80-39
Central Washington	L, 55-47
Central Washington	W, 53-52
Puget Sound	W, 55-45
at City College of New York	L, 78-61
at Toledo	L, 63-60
at Lawrence Technical College!	L, 55-46
at Niagara	L, 64-39
Washington State	L, 60-49
Washington State	L, 44-40
Santa Clara	L, 69-48
Santa Clara	L, 56-46
at Eastern Washington	L, 55-46
at Eastern Washington	L, 62-55
Farragut Technical College	W, 95-28
Farragut Technical College	W, 70-37
at Gonzaga	W, 61-51
at Gonzaga	L, 58-57
Montana State	W, 74-55
Montana State	L, 64-52
at Farragut Technical College	W, 95-28
at Farragut Technical College	W, 60-29
Gonzaga	W, 75-53
Gonzaga	W, 62-35
Eastern Washington	W, 70-51
Eastern Washington	L, 54-52
at Montana State	L, 74-58
at Montana State	L, 68-57

!Lawrence Technological University

1947-48 (21-11) - George Dahlberg

at Montana School of Mines	W, 80-22
at Dillon Normal College	W, 90-44
at Idaho	L, 44-62
at Idaho	L, 51-57
Pacific Lutheran	W, 68-47
Pacific Lutheran	L, 47-51
at Utah	L, 43-72
at Utah	L, 58-63
Idaho	W, 58-51
Idaho	L, 54-55
Eastern Washington	W, 70-58
Eastern Washington	W, 59-37
at Idaho State	W, 49-44
at Idaho State	W, 66-56
at Regis	W, 60-48
Nevada	W, 69-67
Nevada	W, 67-64
Utah State	W, 68-64
Utah State	W, 78-65
at Montana State	L, 49-56
at Montana State	L, 50-53
at Eastern Washington	W, 57-52
at Eastern Washington	L, 60-66
at Gonzaga	L, 36-40
at Gonzaga	W, 69-43
Idaho State	W, 69-61
Idaho State	W, 74-63
Gonzaga	W, 54-48
Gonzaga	W, 65-58
Montana State	W, 66-50
Montana State	W, 58-52
Connecticut State College!	L, 52-63
!NAIB Tournament in Kansas City, Mo.	

1948-49 (12-13) - George Dahlberg

Washington State	L, 74-63
Washington State	L, 61-56
at Utah State	L, 75-67
at Wyoming	L, 77-51
at Washington State	L, 61-45
at Washington State	L, 65-53
Whitworth	W, 76-66
Whitworth	W, 79-59
at BYU	W, 76-74
at Pepperdine	L, 59-42
Wyoming (Los Angeles, Calif.)	L, 54-42
at San Jose State	L, 68-59
Idaho State	W, 73-60
Idaho State	W, 72-53
at Gonzaga	L, 55-38
at Gonzaga	L, 65-57
Montana State	W, 83-71
Montana State	W, 84-71
at Dillon Normal College!	W, 83-44
at Whitman	W, 76-61
at Whitman	L, 61-59
Dillon Normal College	W, 74-45
Gonzaga	W, 59-55
at Montana State	W, 58-56
at Montana State	L, 82-81

!University of Montana-Western



MONTANA BASKETBALL



1949-50 (27-4) - George Dahlberg

North Dakota!	W, 83-53
North Dakota!	W, 73-61
College of Idaho!	W, 83-34
Eastern Washington!	W, 84-76
Whitman	W, 81-30
Whitman	W, 79-56
Whitworth	W, 78-63
Whitworth	W, 91-61
Eastern Washington^	L, 67-59
Rocky Mountain College	W, 95-52
Rocky Mountain College	W, 84-31
Idaho State College	W, 79-70
Idaho State College	W, 81-74
Gonzaga	W, 89-73
Gonzaga	W, 67-65
at Montana State	W, 59-58
at Montana State	L, 51-46
Thompson's Goodies*	W, 94-52
Portland	W, 93-55
Portland	W, 63-46
at Idaho State College	W, 87-50
at Idaho State College	W, 78-53
at Gonzaga	W, 75-68
at Gonzaga	L, 65-42
at Whitworth	W, 95-73
Montana State	W, 71-51
Montana State	W, 72-56
Western Montana College%	W, 80-53
at Butte All-Stars	W, 91-83
at Helena All-Stars	W, 101-62
\$Portland	L, 48-47

*A.A.U. team

!Played in Pocatello, Idaho

%Played in Anaconda, Mont.

^ Played in Wallace, Idaho

\$NAIB Tournament in Kansas City, Mo.

1950-51 (12-19) - George Dahlberg

at Eastern Washington	L, 59-51
at Idaho	L, 47-43
at Idaho	L, 52-50
Pacific Lutheran	L, 54-50
Pacific Lutheran	W, 64-51
Eastern Washington	W, 56-55
Whitworth	W, 72-58
Whitworth	L, 52-38
Utah State!	L, 67-58
Colorado State!	L, 65-54
New Mexico!	L, 71-59
at Rocky Mountain	L, 67-63
at Rocky Mountain	W, 60-52
Collegians (Alumni)	L, 52-64
Collegians (Alumni)	W, 63-58
at Whitworth	L, 75-63
at Gonzaga	L, 56-52
at Gonzaga	L, 63-56
Montana State	L, 81-58
Montana State	W, 57-54
Idaho State	W, 54-47
Idaho State	L, 60-49
at Williamette	W, 64-52

at Portland	L, 76-60
at Portland	L, 67-50
Gonzaga	W, 61-49
Gonzaga	W, 59-57
Rocky Mountain	W, 73-47
Rocky Mountain	W, 72-61
at Montana State	L, 53-41
at Montana State	L, 72-45
!Played in Denver, Colo.	

1951-52 (12-14) - George Dahlberg

Idaho	L, 64-58
Idaho!	L, 64-54
Washington State	L, 46-45
Washington State	W, 52-51
at Washington State	L, 68-63
at Washington State	L, 63-49
Gonzaga^	W, 70-56
Gonzaga%	L, 69-62
Gonzaga\$	W, 83-64
at Utah State	W, 72-70
at Utah	L, 82-54
at BYU	L, 80-56
at Idaho State	W, 56-54
Wyoming	L, 71-51
at Wyoming	L, 81-50
at Colorado State	W, 54-51
New Mexico	W, 74-64
at Montana State	L, 69-56
Montana State	W, 84-56
BYU	L, 50-47
Utah	W, 63-60
Colorado State	W, 57-46
Denver	W, 66-53
at New Mexico	W, 63-59
at Denver	L, 66-59
Utah State	L, 72-60

!Played in Wallace, Idaho

^Played in Kalispell, Mont.

%Played in Anaconda, Mont.

\$Played in Great Falls, Mont.

1952-53 (14-11) - George Dahlberg

at Washington State	W, 78-71
at Idaho	L, 70-50
Gonzaga!	L, 77-69
Gonzaga^	W, 89-75
at Washington State^	W, 64-52
Washington State	W, 85-61
Montana State^	W, 77-55
at Colorado State	L, 93-86
at Wyoming	L, 79-65
BYU	W, 56-51
Utah	W, 83-72
Montana State	W, 84-71
Montana State	W, 69-68
at BYU	L, 91-56
at Utah	L, 68-51
at Utah State	L, 87-78
Denver	W, 74-57
New Mexico	W, 78-70
Colorado State	W, 68-66
Wyoming	L, 69-60

at New Mexico	L, 70-63
at Montana State	L, 66-60
at Montana State	W, 69-66
Utah State	W, 76-61
at Denver	L, 69-62

!Played in Kalispell, Mont.

^Played in Butte, Mont.

1953-54 (8-19) - George Dahlberg

at Washington State	L, 67-55
at Idaho	L, 68-49
at Idaho	L, 58-40
Indiana	L, 74-54
Idaho	L, 66-57
Idaho	W, 60-57
at Montana State	W, 64-62
at Montana State	W, 70-60
at Colorado State	L, 73-50
at Wyoming	L, 65-49
Utah	W, 76-56
BYU	L, 71-62
at BYU	L, 62-54
at Utah	L, 73-62
at Idaho State	L, 87-62
Colorado State	L, 67-64
Wyoming	L, 68-53
at Denver	L, 70-65
at New Mexico	L, 76-67
Utah State	L, 70-66
at Gonzaga	W, 82-78
at Gonzaga	W, 86-84
Denver	W, 60-52
New Mexico	W, 76-65
Montana State	L, 54-53
Montana State	L, 80-57
at Utah State	L, 85-56

1954-55 (12-14) - George Dahlberg

Whitworth!	L, 86-71
Gonzaga	W, 77-58
Gonzaga	W, 73-71
at Idaho	L, 100-70
Idaho	W, 63-58
at Washington State	L, 72-63
at Whitworth	W, 63-62
vs. St. John's^	W, 75-65
Wyoming	W, 44-42
Colorado State	L, 75-58
at BYU	L, 92-76
at Utah	L, 91-58
at Utah State	L, 86-61
Montana State	W, 71-62
Montana State	W, 83-64
Denver	W, 69-55
New Mexico	W, 66-60
at New Mexico	W, 57-47
at Denver	L, 74-68
at Colorado State	L, 54-48
at Wyoming	L, 72-37
Utah	L, 101-68
BYU	L, 63-62
at Montana State	W, 67-60
at Montana State	L, 80-56




MONTANA BASKETBALL



Utah State L, 79-70

!Played in Kalispell, Mont.

^Played in Billings, Mont.



Head Coach Forrest "Frosty" Cox

1955-56 (14-12) - Forrest "Frosty" Cox

Idaho	W, 70-63
at Whitworth	L, 67-65
at Idaho	W, 70-65
Washington State	W, 73-54
Gonzaga	W, 85-69
Whitworth!	W, 60-46
Utah	L, 71-56
BYU	L, 73-64
at New Mexico	L, 92-79
at New Mexico	L, 73-50
at Denver	L, 65-51
at Utah	L, 89-60
Utah State	W, 62-60
St. Francis	W, 72-56
at Montana State	L, 55-54
at Montana State	W, 69-57
at Wyoming	L, 92-68
at Colorado State	L, 96-76
Gonzaga	W, 78-73
Denver	W, 89-72
Montana State	W, 74-66
Montana State	W, 68-58
at Utah State	L, 73-67
at BYU	L, 95-73
Wyoming	W, 59-56
Colorado State	W, 63-62

!Played in Kalispell, Mont.

1956-57 (13-9) - Forrest Cox

Idaho	L, 72-56
at Washington State	L, 81-58
at Idaho	L, 57-52
Washington State	W, 66-48
Washington State	W, 66-61
North Dakota State	W, 71-47

at BYU	L, 85-68
at Utah State	L, 80-79
New Mexico	W, 69-50
Denver	W, 52-49
Utah	W, 60-48
Montana State	W, 60-46
Wyoming	W, 64-60
Colorado State	W, 74-63
at Utah	L, 84-70
at Denver	L, 55-53
at New Mexico	W, 36-33
Utah State	W, 78-67
BYU	W, 71-63
at Montana State	L, 88-71
at Wyoming	W, 81-78
at Colorado State	L, 59-55

1957-58 (12-10) - Forrest Cox

at Idaho	L, 64-56
at Washington State	W, 78-62
Colorado	L, 77-60
Idaho	W, 64-60
Washington State	L, 67-59
Washington State	W, 68-58
Montana State	W, 75-66
at Utah	W, 73-67
BYU	W, 71-69
at Denver	L, 55-53
at New Mexico	W, 68-49
Utah State	W, 59-47
at Montana State	L, 72-63
at Wyoming	L, 68-62
at Colorado State	L, 75-59
Utah	L, 69-60
New Mexico	W, 71-45
Denver	L, 55-52
at Utah State	W, 77-75
at BYU	L, 81-73
Colorado State	W, 51-44
Wyoming	W, 75-55

1958-59 (10-14) - Forrest Cox

Idaho	L, 71-51
at Nebraska	L, 75-43
at Colorado	L, 86-55
at Montana State	L, 51-49
at Idaho	L, 67-57
Washington State	W, 53-43
at Oregon	L, 70-69
at Oregon	W, 82-75
Montana State	W, 73-50
at Washington State	L, 66-58
Utah	L, 71-69
at BYU	L, 82-59
Denver	L, 66-62
New Mexico	W, 63-44
at Utah State	L, 75-59
Wyoming	W, 73-61
Colorado State	W, 49-43
at Utah	L, 83-71
at New Mexico	W, 84-59
at Denver	L, 74-70
Utah State	L, 81-79

BYU	W, 93-68
at Colorado State	W, 70-66
at Wyoming	W, 85-65

1959-60 (7-17) - Forrest Cox

Idaho	W, 71-67
at Washington State	L, 84-60
at Idaho	L, 76-59
South Dakota	W, 73-63
at Oregon State	L, 67-52
at Oregon State	L, 78-58
Nebraska	W, 64-58
at Utah	L, 78-62
BYU	L, 63-58
at Denver	W, 70-69
at New Mexico	L, 77-69
Utah State	L, 83-74
at Montana State	L, 73-72
Montana State	W, 86-71
at Wyoming	L, 74-69
at Colorado State	L, 78-58
Washington State	L, 74-70
Utah	L, 92-76
New Mexico	L, 80-79
Denver	L, 79-70
at Utah State	L, 89-63
at BYU	W, 87-67
Colorado State	L, 71-55
Wyoming	W, 82-67

1960-61 (14-9) - Forrest Cox

at Idaho	W, 67-55
Montana State	L, 71-66
Montana State	W, 63-54
Idaho State	W, 57-41
North Dakota	W, 86-53
at Idaho State	W, 60-58
at BYU	L, 74-66
Denver	W, 61-44
New Mexico	W, 83-66
Idaho	W, 64-59
at Utah State	L, 58-57
at Utah	L, 72-56
at Montana State	W, 71-69
at Montana State	L, 62-59
Wyoming	W, 72-61
Colorado State	W, 70-60
Utah	L, 76-55
at New Mexico	W, 56-53
at Denver	L, 56-36
Utah State	W, 66-58
BYU	L, 72-64
at Colorado State	L, 67-49
at Wyoming	W, 64-55

1961-62 (10-14) - Forrest Cox

Oregon State	L, 82-76
Oregon State	W, 56-54
at Washington	L, 59-42
at Washington	L, 73-57
at Montana State	W, 63-45
at Eastern Washington	W, 101-63
at Idaho	L, 81-62



MONTANA BASKETBALL



Montana State	W, 69-61
Idaho	W, 63-61
BYU	L, 63-59
at New Mexico	W, 91-79
at Denver	L, 60-55
Utah	L, 68-66
Utah State	L, 62-57
at Montana State	L, 76-63
at Colorado State	L, 58-36
at Wyoming	L, 72-64
at Utah	L, 97-61
Denver	W, 63-54
New Mexico	W, 73-47
at BYU	L, 80-66
at Utah State	L, 66-62
Wyoming	W, 78-72
Colorado State	W, 71-62

1962-63 (6-18) - Ron Nord

at Kansas	L, 68-56
at Missouri	L, 86-66
at Oklahoma State	L, 65-47
North Dakota	W, 95-83
Washington State	W, 75-57
Washington	L, 59-50
Washington	L, 57-54
Macalester	W, 78-51
Idaho	L, 75-60
Seattle	L, 58-54
Utah State	L, 84-58
at Air Force	L, 86-62
at Weber State	L, 89-79
at Idaho	L, 78-69
Montana State	W, 78-71
Cal State Fullerton	W, 74-72
at BYU	L, 83-80
at Utah State	L, 85-67
at Seattle	L, 100-63
at Washington State	L, 74-63
at Montana State	L, 78-68
at Montana State	L, 77-68
Weber State	W, 84-75
Montana State	L, 88-73

1963-64 (6-17) - Ron Nord

Nevada	W, 68-54
at North Dakota	W, 79-77
at North Dakota State	W, 76-51
at Bemidji State	W, 80-70
Minnesota-Duluth	L, 80-72
BYU	L, 89-65
Pacific Lutheran	W, 78-73
at Gonzaga	L, 100-83
Air Force	L, 74-56
Weber State	W, 74-62
Utah State	L, 99-70
at Montana State	L, 96-61
Colorado State	L, 69-47
Idaho State	L, 73-72
Montana State	L, 81-69
at Idaho	L, 66-64
at Oregon	L, 97-67
at Oregon	L, 64-51

at Utah State	L, 103-81
at Gonzaga	L, 83-81
Idaho	L, 64-51
at Idaho State	L, 111-88
at Weber State	L, 83-78

1964-65 (11-15) - Ron Nord

Colorado State-Pueblo	W, 75-69
at Wyoming	L, 94-66
North Dakota	L, 71-62
North Dakota State	W, 87-72
at Bemidji State	W, 88-70
at Minnesota-Duluth	L, 77-71
Augsburg	L, 78-65
New Mexico State	W, 76-65
Idaho	L, 77-58
San Diego	L, 68-67
Montana State	L, 76-74
at Gonzaga	L, 91-79
at Idaho	L, 91-68
Weber State	W, 75-74
Idaho State	L, 71-66
UW-Milwaukee	W, 96-62
Gonzaga	W, 83-82
at Utah	L, 92-109
Cal State Fullerton!	W, 95-66
at UNLV	W, 89-71
at Weber State	L, 98-75
at Idaho State	L, 96-80
Hawaii	L, 73-69
at Montana State	L, 84-78
British Columbia	W, 95-80
British Columbia	W, 76-73
!Played in Las Vegas, Nev.	

1965-66 (14-10) - Ron Nord

Arizona State	W, 95-79
Cal State-Chico	W, 83-67
at Washington State	L, 92-62
Washington State	L, 84-78
Wyoming	L, 77-69
at Wisconsin	L, 76-72
at Bradley	L, 87-77
San Diego State	W, 88-74
at British Columbia	L, 74-69
at British Columbia	W, 93-66
at Gonzaga	L, 100-69
at Idaho	L, 90-73
at Montana State	W, 80-76
Portland State	W, 94-68
Pan American	W, 93-63
Hawaii	W, 94-72
at Portland State	W, 84-74
Idaho State	W, 111-84
Weber State	W, 84-66
Montana State	W, 75-73
Gonzaga	L, 82-81
Idaho	W, 100-91
at Idaho State	W, 101-86
at Weber State	L, 106-82

1966-67 (6-18) - Ron Nord

Hiram Scott College	W, 76-69
---------------------	----------

Illinois State	W, 89-80
Northern Michigan	W, 94-70
at Washington State	L, 78-58
at Seattle Pacific	W, 84-75
at Hawaii	L, 61-55
Notre Dame!	W, 70-69
Harvard!	L, 88-69
San Diego	L, 71-67
Idaho	L, 82-79
Gonzaga	L, 94-73
Weber State	L, 72-70
Idaho State	W, 89-75
Montana State	L, 82-80
at Washington	L, 85-72
at Portland State	L, 95-82
Washington	L, 85-79
at Montana State	L, 90-69
at Gonzaga	L, 102-60
at Idaho	L, 69-64
Whitworth	L, 69-64
at Weber State	L, 98-77
at Idaho State	L, 88-82
Portland State	L, 108-99
!Played in Hawaii	

1967-68 (8-17) - Ron Nord

at Illinois State	L, 93-76
at Northern Michigan	L, 93-74
Augustana	W, 94-79
Washington State	L, 81-61
Fresno State	W, 88-72
at Evansville	L, 116-76
George Washington (at Evansville)	L, 67-66
at Weber State	W, 74-67
at Weber State	L, 75-51
at Idaho State	L, 85-69
Gonzaga	W, 94-75
Gonzaga	L, 83-82
Idaho	L, 76-69
at Montana State	L, 83-79
at Montana State	L, 107-75
at Washington State	L, 79-57
at Washington	L, 74-64
Washington	W, 78-75
Montana State	L, 61-60
at Idaho	L, 77-61
at Idaho	W, 75-66
at Gonzaga	L, 80-54
Idaho State	W, 73-67
Idaho State	W, 83-81
Weber State	L, 83-63

1968-69 (9-17) - Bob Cope

Seattle Pacific	W, 100-89
St. Cloud State	W, 62-57
at Washington State	L, 90-57
Northern Iowa	W, 85-75
Washington State	W, 100-96
Northern Michigan	W, 75-66
at Southern Illinois	L, 88-66
at San Diego State	L, 71-61
Idaho	W, 67-61
Idaho	W, 57-56



MONTANA BASKETBALL



Gonzaga	L, 87-69
at Idaho State	L, 80-73
at Idaho State	L, 82-72
at Weber State	L, 91-61
at Montana State	L, 93-74
Montana State	L, 85-68
St. Francis	L, 96-79
at Washington	L, 78-75
at Montana State	L, 82-78
at Portland State	L, 84-83
at Gonzaga	L, 71-68
at Gonzaga	W, 76-74
at Idaho	L, 75-65
Weber State	L, 96-72
Weber State	L, 95-77
Idaho State	W, 78-67

1969-70 (4-17) - Bob Cope

Eastern Washington	W, 91-81
at Denver	L, 92-58
at Colorado State	L, 100-77
at Oregon	L, 92-81
at Washington State	L, 106-77
at Utah	L, 109-93
Boise State	L, 89-77
Idaho State	W, 81-73
Idaho State	L, 96-89
Weber State	L, 85-80
Montana State!	W, 86-72
at Montana State	L, 82-69
Portland State	W, 107-87
Puget Sound	L, 85-60
Washington	L, 76-68
at Gonzaga	L, 102-60

at Idaho	L, 86-85
Whitworth	L, 69-64
at Weber State	L, 98-77
at Weber State	L, 104-61
at Idaho State	L, 88-82
Portland State	L, 108-99
!Played in Butte, Mont.	

1970-71 (9-15) - Lou Rocheleau

at Augustana (Sioux Falls, S.D.)	L, 82-68
at South Dakota	W, 69-65
at Washington State	L, 80-63
at Washington	L, 86-67
Washington State	L, 81-69
Northern Colorado	W, 72-63
at Weber State	L, 85-64
at Northern Arizona	W, 72-63
Montana State	L, 85-82
Puget Sound	L, 96-71
at Gonzaga	L, 81-71
at Idaho	L, 82-60
at Montana State	W, 74-69
Oral Roberts	L, 111-79
at Puget Sound	L, 89-50
at Portland State	L, 93-79
Gonzaga	W, 82-71
Idaho	W, 98-66
at Boise State	L, 98-74
at Idaho State	L, 109-79
Boise State	W, 104-85
Idaho State	W, 85-64
Weber State	L, 82-57
Northern Arizona	W, 109-92

1971-72 (14-12) - Jud Heathcote

at Oregon	L, 69-65
at Washington State	L, 73-55
at Wyoming	L, 88-75
UC Santa Barbara!	L, 98-69
St. Mary's	W, 82-76
Midwestern State	W, 90-59
South Dakota	W, 76-68
UC Santa Barbara	L, 86-43
Portland State	W, 76-74
Idaho State	W, 64-62
Boise State	L, 73-71
at Montana State	L, 59-57
Puget Sound	W, 68-61
Air Force	W, 70-63
Montana State	W, 75-66
Idaho	W, 78-61
Gonzaga	L, 66-63
at Idaho	W, 55-40
at Gonzaga	W, 69-53
at Puget Sound	W, 69-66
Northern Arizona	W, 88-67
Weber State	W, 62-60
at Northern Arizona	L, 80-54
at Weber State	L, 71-60
at Idaho State	L, 66-55
at Boise State	L, 94-63

!Played in Tacoma, Wash.

1972-73 (13-13) - Jud Heathcote

Morningside Collge	W, 75-44
UW-Stout	W, 71-60
at Puget Sound	L, 67-44
Portland State!	L, 76-74
Washington State	W, 72-49
Wyoming	W, 58-49
Cal State Hayward	W, 75-62
at Oregon State	L, 79-62
Great Falls	W, 73-52
at Weber State	L, 61-48
at Northern Arizona	W, 70-62
at Colorado-State Pueblo	L, 72-70
at Air Force	L, 69-54
Montana State	L, 70-65
Washington	L, 77-59
Gonzaga	W, 57-54
Idaho	W, 66-50
at Gonzaga	L, 60-57
at Idaho	W, 69-55
at Boise State	L, 74-69
Idaho State	L, 80-58
Boise State	W, 78-63
Idaho State	W, 65-55
Weber State	L, 67-56
Northern Arizona	W, 99-56
at Montana State	L, 53-52

!Played in Tacoma, Wash.

1973-74 (19-8) - Jud Heathcote

at San Jose State	L, 79-71
at Portland	L, 96-76
at Portland State	L, 66-64
Augustana	W, 89-65



Head Coach Jud Heathcote



MONTANA BASKETBALL



Colorado State-Pueblo	W, 80-48
at Puget Sound	L, 59-58
at Seattle	W, 69-63
Portland State	W, 90-70
Macalster	W, 101-54
at Idaho State	L, 66-52
at Boise State	L, 58-55
at Idaho	W, 73-68
at Gonzaga	L, 69-68
Great Falls	W, 79-68
Puget Sound	W, 88-49
at Montana State	W, 92-69
Simon Fraser	W, 96-42
Idaho	W, 93-68
Gonzaga	W, 89-54
Northern Arizona	W, 84-52
Weber State	W, 88-69
at Northern Arizona	W, 64-56
at Weber State	W, 62-61
Idaho State	W, 73-58
Boise State	W, 58-56
Montana State	W, 95-86
Idaho State	L, 60-57

1974-75 (21-8) - Jud Heathcote

at Colorado State	W, 54-48
Great Falls	W, 64-45
Arizona State&	L, 93-66
Long Beach State&	L, 78-56
San Jose State	W, 70-63
Portland State	W, 83-47
Seattle	W, 80-61
at UC Santa Barbara	L, 72-62
at Portland State	L, 88-69
Puget Sound	W, 67-58
Weber State	W, 68-48
Northern Arizona	W, 106-75
Montana State	W, 103-77
at Hawaii	L, 83-69
at Hawaii	W, 93-62
at Montana State	W, 70-57
at Gonzaga	W, 53-39
at Idaho	W, 70-63
Gonzaga	W, 55-51
Idaho	W, 81-49
at Boise State	W, 81-66
at Idaho State	L, 49-47
Boise State	W, 68-67
Idaho State	W, 67-36
at Weber State	W, 62-59
at Northern Arizona	W, 81-75
Utah State#	W, 69-63
UCLA#	L, 67-64
UNLV#	L, 75-67

&Arizona Invitational
#NCAA tournament

1975-76 (13-12) - Jud Heathcote

at Utah State	L, 66-62
Wisconsin-Stout	W, 59-57
at Puget Sound	L, 77-65
at San Jose State	L, 67-61
at Portland State	W, 63-62

Great Falls	W, 83-54
Portland State	L, 69-67
Idaho State	W, 76-71
Boise State	L, 80-74
Air Force	W, 77-56
Colorado State	W, 69-57
Hardin-Simmons	W, 96-77
at Montana State	L, 57-55
Idaho	W, 77-52
Gonzaga	W, 72-54
Arizona State	L, 79-71
at Idaho	W, 81-74
at Gonzaga	L, 60-49
Northern Arizona	W, 78-65
Weber State	W, 69-60
at Northern Arizona	L, 80-64
at Weber State	L, 76-66
at Idaho State	L, 25-23
at Boise State	L, 67-66
Montana State	W, 84-75

1976-77 (6-20) - Jim Brandenburg

San Jose State\$	W, 87-71
at Air Force\$	W, 65-59
at Creighton\$	L, 74-65
Great Falls\$	W, 98-62
Northern Colorado\$	W, 80-52
Portland\$	W, 81-65
at Arizona State\$	L, 88-82
at Long Beach State\$	W, 77-75
MSU-Billings\$	W, 84-63
Boston College\$!	W, 84-73
at Minnesota\$	L, 102-81
at Weber State\$	L, 83-72
at Northern Arizona\$	W, 68-59
Montana State\$	W, 79-66
at Montana State\$	W, 79-72
Gonzaga	W, 53-50
Idaho	W, 55-50
at Gonzaga	L, 63-60
at Idaho	W, 69-63
Utah State	W, 73-67
at Boise State	L, 82-67
at Idaho State	L, 68-51
Boise State	L, 82-72
Idaho State	L, 66-63
Weber State	W, 77-62
Northern Arizona	W, 76-58

\$Forefeited due to ineligible player
!Played in Minneapolis, Minn.


1977-78 (20-9) - Jim Brandenburg

Wisconsin-Stout	W, 77-67
at Northern Colorado	L, 76-75
at Denver	W, 71-64
at Portland	W, 79-71
at BYU%	W, 76-72
William & Mary%	L, 71-60
St. Cloud State	W, 95-64
Creighton	L, 71-67
at Univ. of the Pacific	W, 64-61
at Fresno State	L, 49-44
Great Falls	W, 93-64

at Idaho State	L, 65-57
at Boise State	L, 77-59
at Montana State	W, 74-58
Montana State	W, 65-57
at Idaho	W, 67-60
at Gonzaga	W, 69-55
Idaho	W, 81-68
Gonzaga	W, 59-47
Athletes in Action	W, 88-87
Northern Arizona	W, 58-46
Weber State	W, 67-52
at Northern Arizona	W, 81-72
at Weber State	L, 76-58
Idaho State	W, 93-77
Boise State	W, 73-67
Utah State	L, 89-68
Boise State*	W, 70-61
Weber State*	L, 62-55 (OT)

%BYU Tourney

*Big Sky Conference tourn., Missoula



Head coaches Jim Brandenburg and Mike Montgomery

1978-79 (14-13) - Mike Montgomery

Wisconsin-Stout	W, 61-41
at Puget Sound	L, 74-65
Carroll College	W, 85-41
at Washington	L, 58-44
at Portland State	L, 69-54
Univ. of the Pacific	W, 65-57
at Kansas State	W, 61-60
Northern Colorado	W, 84-42
Fresno State	L, 37-36
La Salle%	W, 91-78
Portland%	L, 77-69
Gonzaga	W, 68-53
Idaho	W, 70-49
at Northern Arizona	L, 72-59
at Weber State	L, 60-46



MONTANA BASKETBALL



Air Force	W, 67-53
Idaho State	W, 70-55
Boise State	W, 61-50
at Montana State	L, 57-50
at Idaho	L, 62-56
at Gonzaga	L, 56-52
Weber State	W, 78-73
Northern Arizona	W, 55-51
at Boise State	L, 79-78
at Idaho State	L, 78-77
Montana State	W, 55-53
at Weber State*	L, 98-71
%KOA Classic in Billings, Mont.	
*Big Sky Conference tourn., Ogden, Utah	

1979-80 (17-11) - Mike Montgomery

Doane College	W, 65-63
Wisconsin-Stout	W, 78-64
at Air Force	L, 44-43
at San Jose State	W, 74-72
Cal State Dominguez Hills	W, 86-62
Carroll College	W, 94-33
Denver	W, 78-59
Minnesota State	W, 78-68
at UNLV	L, 99-69
at North Texas	L, 69-60
Long Beach State	L, 88-77
at Northern Arizona	L, 65-53
at Nevada	L, 59-53
Idaho State	W, 77-54
Weber State	L, 51-48
at Boise State	W, 64-59
at Idaho	L, 63-62
Montana State	W, 92-78
Nevada	W, 56-55
Northern Arizona	W, 66-56
at Weber State	L, 74-60
at Idaho State	W, 65-52
Idaho	L, 51-44
Boise State	W, 83-62
Portland State	W, 88-70
at Montana State	W, 85-78
Idaho*	W, 63-53
Weber State*	L, 98-71
*Big Sky Conference tourn., Ogden, Utah	

1980-81 (19-9) - Mike Montgomery

Western Washington	W, 74-55
San Jose State	L, 50-49
at Portland State	W, 96-74
Puget Sound	L, 68-59
at Northern Colorado	W, 71-52
Cal State Chico	W, 64-55
Eastern Washington	W, 78-60
Maine%	W, 59-58
Gonzaga%	L, 59-57
at Nebraska	L, 69-46
MSU-Billings	W, 58-44
UC Irvine	L, 65-63
Nevada	W, 81-77
Northern Arizona	W, 77-65
at Weber State	W, 69-62
at Idaho State	W, 53-49

Idaho	L, 47-44 (OT)
Boise State	W, 47-40
at Montana State	L, 71-54
at Northern Arizona	W, 64-56
at Nevada	W, 60-58
Idaho State	W, 79-62
Weber State	W, 68-51
at Boise State	W, 60-57
at Idaho	L, 87-78
Montana State	W, 63-58
Montana State*	W, 85-64
at Idaho*	L, 70-64
%Montana Holiday tournament, Missoula	
*Big Sky Conference tourn., Moscow, Idaho	

1981-82 (17-10) - Mike Montgomery

Wisconsin-Stout	W, 55-32
Utah State	W, 61-46
Augustana	W, 81-60
at Gonzaga	L, 80-77
Washington	L, 70-58
at St. Mary's	L, 53-51 (OT)
College of Idaho	W, 84-58
Arkansas State%	W, 69-49
UC Irvine%	L, 46-44
at Washington State	L, 73-59
at UC Santa Barbara	W, 64-61
Carroll	W, 78-47
at Idaho State	L, 47-44
at Weber State	W, 47-44
Montana State	L, 58-57
Boise State	W, 86-75
Idaho	W, 53-51
at Nevada	L, 75-67
at Northern Arizona	W, 67-65
Weber State	W, 61-50
Idaho State	W, 53-39
at Montana State	W, 82-67
at Idaho	L, 71-58
at Boise State	W, 70-69
Northern Arizona	W, 65-52
Nevada	W, 82-74
Nevada*	L, 97-93
%Montana Holiday tournament, Missoula	
*Big Sky Conference tourn., Moscow, Idaho	

1982-83 (22-7) - Mike Montgomery

Simon Fraser	W, 69-63
Central Washington	W, 74-48
Nebraska	W, 61-51
St. Mary's	W, 69-56
South Dakota State	W, 98-58
Southern Utah	W, 80-53
Washington State	W, 61-58
West Texas State%	W, 88-82
Portland%	W, 49-46 (OT)
at Fresno State	L, 55-41
at Pacific	W, 66-65
Gonzaga	L, 57-54
at Washington	W, 72-65
Lewis-Clark State	W, 87-57
at Weber State	L, 70-63
at Idaho	W, 65-58

at Montana State	W, 64-42
Idaho	W, 59-49
Boise State	W, 71-61 (OT)
Nevada	W, 84-56
Northern Arizona	W, 54-50
at Idaho	W, 80-61
at Boise State	L, 62-59
Idaho State	W, 69-55
Weber State	L, 56-54
Montana State	W, 60-54
at Northern Arizona	L, 76-70
at Nevada	W, 75-73
Weber State*	L, 54-53
%Montana Holiday tournament, Missoula	
*Big Sky Conference tourn., Reno, Nev.	

1983-84 (23-7) - Mike Montgomery

Pacific	W, 76-64
St. Martin's	W, 80-51
Linfield	W, 76-48
at Air Force	W, 70-55
at Washington State	W, 47-45
Tennessee Tech%	W, 68-61
Cal State Fullerton%	W, 60-46
Eastern Washington	W, 97-63
at UC Irvine	L, 91-83
at Loyola Marymount	W, 92-80
Southeast Missouri State	W, 72-50
at Eastern Washington	W, 87-81 (OT)
Central Washington	W, 71-58
Boise State	W, 62-52
Idaho	W, 72-53
at Nevada	L, 59-61
at Northern Arizona	W, 59-54
at Weber State	L, 67-59 OT
Idaho State	W, 74-50
Montana State	W, 65-51
at Idaho	W, 76-56
at Boise State	L, 75-71
Northern Arizona	W, 69-58
Nevada	W, 79-62
at Idaho State	W, 61-58
at Weber State	L, 59-58
at Montana State	L, 60-59
Northern Arizona*	W, 69-54
Montana State*	W, 76-64
Nevada*	L, 71-69
%Montana Holiday tournament, Missoula	
*Big Sky Conference tourn., Ogden, Utah	

1984-85 (22-8) - Mike Montgomery

Simon Fraser	W, 87-52
Wisconsin-Stout	W, 56-54
at Oregon	L, 58-57
Air Force	W, 80-55
MSU-Billings	W, 72-58
Georgia State%	W, 74-62
Northeastern%	W, 81-80
Washington State	L, 54-53
UC Irvine	W, 83-68
at Cal State Fullerton	W, 60-59
at Eastern Washington	W, 77-70
Seattle Pacific	W, 79-72



MONTANA BASKETBALL



Eastern Washington	W, 72-59
at Loyola Marymount	W, 74-58
at Boise State	W, 61-51
at Idaho	W, 60-54
Nevada	W, 80-69
Northern Arizona	W, 76-69
at Weber State	L, 95-70
at Idaho State	W, 73-65
at Montana State	L, 74-71
Idaho	W, 71-50
Boise State	W, 65-49
at Northern Arizona	L, 76-72
at Nevada	L, 86-81
Idaho State	W, 63-62
Weber State	W, 66-58
Montana State	W, 66-50
at Boise State*	L, 67-54
at UCLA\$	L, 78-47
%Montana Holiday tournament, Missoula	
*Big Sky Conference tourn., Boise, Idaho	
\$NIT in Los Angeles, Calif.	

1985-86 (21-11) - Mike Montgomery

Simon Fraser	W, 108-73
Seattle	W, 92-46
at Texas Tech	L, 65-58
at Rice	L, 64-61
at Eastern Washington	W, 59-56
San Diego%	W, 84-77
South Alabama%	W, 71-66
at UC Irvine	L, 85-72
at Pacific	L, 63-57
UC Santa Barbara	W, 78-65
Washington	W, 78-65
Eastern Washington	W, 86-67
Eastern Montana College	W, 63-57
Portland	W, 68-50
at Nevada	W, 69-68
at Northern Arizona	L, 72-61
Weber State	W, 87-61
Idaho State	W, 65-50
at Idaho	L, 70-64
at Boise State	W, 75-61
Montana State	W, 88-74
Northern Arizona	W, 73-71
Nevada	W, 92-75
at Idaho State	L, 66-59
at Weber State	L, 95-80
Boise State	W, 91-76
Idaho	W, 91-68
at Montana State	L, 88-76
Idaho*	W, 68-60
Weber State*	W, 72-68
Montana State*	L, 82-77
TCU\$	L, 76-69
%Montana Holiday tournament, Missoula	
*Big Sky Conference tourn., Reno, Nev.	
\$NIT in Missoula, Mont.	



Head Coach Stew Morrill

1986-87 (18-11) - Stew Morrill

Simon Fraser	W, 104-54
Oregon	L, 92-86
at Washington State	L, 73-64
Fresno State	W, 80-65
Southern Oregon	W, 77-49
Kent State%	W, 73-63
Houston Baptist%	W, 91-83
Eastern Washington	W, 65-43
UC Irvine	W, 101-80
Pacific	W, 76-65
Central Washington	W, 91-66
Lewis-Clark State	W, 88-73
at Santa Clara	L, 78-70
at Portland	L, 67-65
Nevada	W, 73-66
Northern Arizona	W, 73-61
at Weber State	L, 84-70
at Idaho State	W, 71-65
Idaho	W, 74-57
Boise State	W, 75-63
at Montana State	L, 98-90
at Northern Arizona	W, 66-61
at Nevada	L, 78-65
Idaho State	W, 73-66
Weber State	W, 82-78
at Boise State	L, 86-51
at Idaho	L, 102-76
Montana State	L, 96-86
Idaho*	L, 63-62
%Montana Holiday tournament, Missoula	
*Big Sky Conference tourn., Flagstaff, Ariz.	

1987-88 (18-11) - Stew Morrill

Wisconsin-Stout	W, 70-66
at MSU-Billings	W, 67-63
Cal State Fullerton	W, 71-66
at San Diego	L, 61-56
Texas Tech	W, 72-62

Florida A&M%	W, 83-77
Georgia Southern%	W, 68-57
at St. Mary's	W, 53-52
Santa Clara	W, 82-74
Rice	W, 64-48
Central Washington	W, 68-62
Weber State	W, 60-57
Boise State	L, 76-61
at Nevada	W, 69-67
at Northern Arizona	W, 63-53
Eastern Washington	L, 70-67
Idaho	L, 64-63
Idaho State	W, 75-65
at Montana State	W, 60-59
at Weber State	L, 67-60
at Boise State	L, 74-51
Nevada	L, 97-88
Northern Arizona	L, 75-68
at Idaho State	L, 79-70
Montana State	W, 88-70
at Idaho	L, 83-75
at Eastern Washington	W, 66-65
Northern Arizona*	W, 77-72
Montana State*	L, 60-54
%Montana Holiday tournament, Missoula	
*Big Sky Conference tourn., Bozeman, Mont.	

1988-89 (20-11) - Stew Morrill

Simon Fraser	W, 87-61
Stanford&	L, 79-63
North Dakota State	W, 98-69
at Portland	W, 67-62
St. Mary's	L, 71-58
Valparaiso%	W, 73-61
St. Peter's%	L, 71-67
Montana Tech	W, 86-53
at Creighton	L, 57-51
San Diego	W, 80-65
Western Washington	W, 90-63
at U.S. International	W, 82-80
at Colorado State	L, 68-66 (OT)
Idaho	W, 62-54 (OT)
Eastern Washington	W, 81-60
at Boise State	L, 60-54
at Idaho State	W, 64-54
at Northern Arizona	W, 78-75 (OT)
at Nevada	L, 93-78
Idaho State	W, 77-54
Montana State	W, 86-67
at Montana State	W, 80-59
Boise State	W, 68-61
Weber State	L, 76-66
at Eastern Washington	W, 86-79
at Idaho	L, 92-79
at Weber State	W, 65-59
Nevada	L, 102-93 (OT)
Northern Arizona	W, 90-53
Montana State*	W, 87-84
Idaho*	L, 66-56
& Preseason NIT, Missoula	
%Montana Holiday tournament, Missoula	
*Big Sky Conference tourn., Boise, Idaho	



MONTANA BASKETBALL




1989-90 (19-10) - Stew Morrill

Simon Fraser	W, 100-62
Portland	W, 88-65
Creighton	W, 56-50
at Wyoming	L, 70-58
Pacific Lutheran	W, 82-51
Monmouth%	W, 56-53
Boston%	W, 73-64
U.S. International	W, 93-69
Colorado State	W, 50-47
at St. Mary's	L, 60-54
at University of the Pacific	L, 61-50
UW-LaCrosse	W, 51-42
at Northern Arizona	W, 68-67
at Nevada	W, 80-70
Idaho	L, 77-68
Eastern Washington	L, 71-70
at Boise State	L, 46-44
at Weber State	W, 65-51
Idaho State	W, 102-76
at Montana State	L, 75-72
Montana State	W, 89-77
at Eastern Washington	L, 85-68
at Idaho	L, 75-60
Nevada	W, 90-71
Northern Arizona	W, 87-66
Weber State	W, 65-63
Boise State	W, 61-43
at Idaho State	W, 80-62
Montana State*	L, 69-57
%Montana Holiday tournament, Missoula	
*Big Sky Conference tourn., Boise, Idaho	

1990-91 (23-8) - Stew Morrill

Simon Fraser	W, 87-56
Pacific	W, 76-67
at Washington	L, 78-62
Southwest Texas State%	W, 84-74
St. Peter's%	L, 70-54
Cal State Northridge	W, 108-73
Wyoming	L, 75-67
at U.S. International	W, 104-86
Seattle	W, 80-68
at Portland	W, 85-86 (OT)
at Oregon	L, 85-76
St. Mary's	W, 79-58
Idaho State	W, 98-67
Boise State	W, 66-56
at Northern Arizona	W, 62-60
at Nevada	L, 86-77
Idaho	W, 72-67
Eastern Washington	W, 88-87
Weber State	W, 72-60
at Montana State	W, 91-69
at Boise State	L, 72-53
at Idaho State	W, 82-77
Nevada	W, 79-63
Northern Arizona	W, 89-68
at Weber State	W, 79-67
at Eastern Washington	W, 95-93
at Idaho	L, 78-68
Montana State	W, 74-67

Idaho State*	W, 109-97
Idaho*	W, 67-62
UNLV#	L, 99-65
%Montana Holiday tournament, Missoula	
*Big Sky Conference tourn., Missoula	
#NCAA tournament in Tucson, Ariz.	



Head Coach Blaine Taylor

1991-92 (27-4) - Blaine Taylor

Simon Fraser	W, 87-58
Oregon	W, 78-39
at San Jose State	W, 72-51
Southeastern Louisiana%	W, 89-47
Texas-Arlington%	W, 71-68
Portland	W, 98-68
at Cal State Northridge	W, 67-48
at Pepperdine	W, 89-88
at Southern Utah	L, 74-65
Washington	W, 60-55
Coastal Carolina	W, 74-52
Lewis-Clark State	W, 85-65
Weber State	W, 62-60
Idaho State	W, 87-74
at Eastern Washington	W, 71-65
Montana State	W, 73-59
Idaho	W, 73-58
Boise State	W, 53-48
at Northern Arizona	W, 74-59
at Nevada	L, 89-67
at Idaho State	W, 84-75
at Weber State	W, 77-73
Eastern Washington	W, 91-66
at Montana State	W, 72-71
at Boise State	W, 71-58
at Idaho	L, 73-63
Nevada	W, 103-86
Northern Arizona	W, 90-59
Idaho*	W, 69-52
Nevada*	W, 73-68
Florida State#	L, 78-68
%Montana Holiday tournament, Missoula	
*Big Sky Conference tourn., Missoula	
#NCAA tournament in Boise, Idaho	

1992-93 (17-11) - Blaine Taylor

Simon Fraser	W, 76-63
Southern Utah	L, 60-55
Bucknell%	W, 63-60
Texas Tech%	L, 85-82 (2OT)
San Jose State	W, 55-51
at Portland	W, 74-66
Sacramento State	W, 53-38
Pepperdine	L, 68-58
Rocky Mountain	W, 72-56
Cal State Northridge	W, 63-55
at Northeastern Illinois	W, 65-59
at Creighton	L, 84-78 (2OT)
MSU-Billings	W, 95-47
at Idaho	L, 60-50
at Eastern Washington	L, 75-68
Weber State	W, 68-61
Northern Arizona	W, 74-55
at Idaho State	W, 54-53
at Boise State	L, 66-75
Montana State	L, 62-65 (OT)
Eastern Washington	W, 85-65
Idaho	W, 68-65
at Northern Arizona	W, 54-46
at Weber State	L, 74-66
Boise State	L, 59-56
Idaho State	W, 68-62
at Montana State	W, 56-54
Idaho State*	L, 61-50
%Montana Holiday tournament, Missoula	
*Big Sky Conf. tourn., Moscow, Idaho	

1993-94 (19-9) - Blaine Taylor

Sacramento State	W, 76-36
Simon Fraser	W, 99-67
at Washington	W, 80-73 (3OT)
Southern Utah%	W, 79-54
UMKC%	W, 97-72
Montana Western	W, 63-54
at Cal Poly	W, 60-52
Creighton	W, 67-58
Northeastern Illinois	W, 88-74
Westen Oregon State	W, 90-67
Portland	W, 91-69
at UMKC	W, 56-54
at Rice	W, 79-70
Idaho	L, 74-71
Eastern Washington	W, 77-51
at Weber State	L, 97-91 (3OT)
at Northern Arizona	W, 74-60
Idaho State	L, 85-82
Boise State	W, 72-68
at Montana State	L, 80-79
at Eastern Washington	W, 70-69
at Idaho	L, 62-54
Northern Arizona	W, 98-85
Weber State	L, 84-75
at Boise State	L, 66-60
at Idaho State	L, 91-77
Montana State	W, 70-55
Idaho*	L, 74-63
%Montana Holiday tournament, Missoula	
*Big Sky Conference tourn., Boise, Idaho	



MONTANA BASKETBALL



1994-95 (21-9) - Blaine Taylor

Simon Fraser	W, 88-65
Washington	W, 67-56
Texas Southern%	W, 64-58
Mississippi State%	L, 90-85
at St. Mary's	W, 66-56
at Nevada	L, 73-63
Southern Oregon State	W, 99-75
Central Washington	W, 83-75
at Long Beach State	L, 79-69
Cal Poly	W, 103-54
at Oregon	L, 102-97
Rice	W, 90-81
Lewis-Clark State	W, 91-60
at Northern Arizona	L, 68-67
at Weber State	W, 92-87
Montana State	W, 82-78
Boise State	L, 74-66
Idaho State	W, 88-66
at Idaho	W, 76-71
at Eastern Washington	W, 74-65
Weber State	L, 57-54
Northern Arizona	W, 76-62
at Montana State	W, 66-64
at Boise State	W, 76-63
at Idaho State	W, 86-69
Eastern Washington	W, 84-76
Idaho	W, 80-64
Montana State*	W, 83-73
Weber State*	L, 84-62
UTEP\$	L, 90-60
%Montana Holiday tournament, Missoula	
*Big Sky Conference tourn., Ogden, Utah	
\$NIT in El Paso, Texas	

1995-96 (20-8) - Blaine Taylor

Simon Fraser	W, 83-57
UMKC	W, 70-60
at Sacramento State	W, 76-70
Cal Poly%	W, 87-68
Fairfield%	W, 92-62
at Arizona	L, 84-66
Nevada	W, 74-56
at Washington State	L, 87-98
Lewis-Clark State	W, 77-59
Oregon	L, 66-64
at Cal State Fullerton	W, 70-62
Black Hills State	W, 74-62
St. Mary's	W, 70-63
Northern Arizona	W, 66-64
Weber State	W, 84-77
at Montana State	L, 72-65
at Boise State	L, 69-59
at Idaho State	W, 94-75
Idaho	W, 94-68
Eastern Washington	W, 71-70
at Weber State	L, 97-80
at Northern Arizona	W, 77-46
Montana State	W, 73-64
Idaho State	W, 80-69
Boise State	W, 76-61
at Eastern Washington	W, 76-69

at Idaho	L, 75-84
Idaho*	L, 67-72
%Montana Holiday tournament, Missoula	
*Big Sky Conference tourn., Bozeman, Mont.	

1996-97 (21-11) - Blaine Taylor

Middle Tennessee State^	L, 66-63
at Alaska-Fairbanks^	W, 65-54
Baylor^	L, 77-71
Sacramento State	W, 69-45
Cal State Fullerton	L, 80-73
American%	W, 77-68
Oral Roberts%	L, 78-69
Washington State	W, 71-65
at Gonzaga	W, 67-63
Montana Western	W, 87-67
Long Beach State	W, 80-70
at Texas-Arlington	W, 69-48
at Idaho State	L, 82-73
at Weber State	L, 104-95
Northern Arizona	L, 82-69
Cal State Northridge	W, 76-62
at Portland State	W, 69-68
at Eastern Washington	W, 73-69
at Sacramento State	W, 81-51
Montana State	W, 81-71
Weber State	L, 72-68
Idaho State	W, 60-58
at Cal State Northridge	W, 78-75
at Northern Arizona	L, 72-69
Sacramento State	W, 95-51
at Oral Roberts	L, 96-67
Portland State	W, 68-57
Eastern Washington	W, 74-67
at Montana State	W, 65-47
Weber State*	W, 81-56
Cal State Northridge*	W, 82-79
Kentucky#	L, 92-54
^Fairbanks, Alaska, tournament	
%Montana Holiday tournament, Missoula	
*Big Sky Conference tourn., Flagstaff, Ariz.	
#NCAA in Salt Lake City, Utah	

1997-98 (16-14) - Blaine Taylor

at Bradley	L, 81-54
Oral Roberts	L, 80-68
Texas-Arlington	W, 89-60
Valparaiso^	L, 70-58
at Hawaii-Hilo^	W, 82-76
Wisconsin^	L, 78-61
Western Illinois%	W, 67-65
Illinois-Chicago%	L, 80-70
Whitman	W, 86-46
Gonzaga	L, 87-80
at Southern Utah	W, 76-52
at San Jose State	W, 69-39
Alaska-Fairbanks	W, 73-53
Idaho State	W, 54-48
Weber State	L, 60-58
at Northern Arizona	L, 73-60
at Cal State Northridge	L, 84-72
Portland State	W, 76-67
Eastern Washington	W, 78-66

Sacramento State	W, 52-50
at Montana State	L, 93-73
at Weber State	L, 70-63
at Idaho State	W, 60-55
Cal State Northridge	W, 84-65
Northern Arizona	W, 73-66
at Sacramento State	W, 61-51
at Portland State	L, 57-66
at Eastern Washington	L, 66-77
Montana State	W, 72-66
Montana State*	L, 60-68

^Big Island Classic in Hilo, Hawaii

%Montana Holiday tournament, Missoula

*Big Sky Conference tourn., Flagstaff, Ariz.



Head Coach Don Holst

1998-99 (13-14) - Don Holst

Simon Fraser	W, 89-60
Southern Utah	L, 74-70
Carroll	W, 89-56
at Idaho	L, 73-70
at St. Mary's	L, 74-73
San Jose State^	L, 79-52
St. Mary's%	W, 69-62
Idaho%	W, 67-60
Evergreen State	W, 82-70
at Youngstown State	W, 81-74 (OT)
at Illinois-Chicago	W, 63-57
at Montana State	L, 71-61
at Idaho State	W, 73-61
at Weber State	L, 79-61
Northern Arizona	L, 62-59
Cal State Northridge	L, 92-88
at Portland State	L, 73-58
at Eastern Washington	L, 76-69
at Sacramento State	L, 60-57
Montana State	L, 87-74
Weber State	W, 87-53
Idaho State	W, 81-58
Cal State Northridge	W, 74-68
at Northern Arizona	L, 77-53
Sacramento State	W, 78-50
Portland State	W, 87-81 (OT)
Eastern Washington	L, 81-75
^Played in Billings, Mont.	
%Montana Holiday tourn., Butte, Mont.	



MONTANA BASKETBALL



1999-2000 (17-11) - Don Holst

Gonzaga	L, 76-61
Montana Tech	W, 70-60
at Southeast Missouri State	L, 66-61
at Southern Utah	L, 85-75
at Idaho	L, 70-68 (OT)
Southeast Missouri State%	W, 60-48
Idaho%	L, 72-71
Youngstown State	W, 103-83
at Gonzaga	L, 88-70
St. Mary's	W, 65-62
Rocky Mountain	W, 78-53
Montana State	W, 82-68
Idaho State	W, 71-56
Weber State	L, 78-76
at Northern Arizona	L, 85-72
at Cal State Northridge	L, 79-67
Portland State	W, 78-76
Eastern Washington	W, 88-82
Sacramento State	W, 59-47 (OT)
at Montana State	W, 73-48
at Weber State	W, 66-54
at Idaho State	W, 71-64
Cal State Northridge	W, 73-70 (OT)
Northern Arizona	L, 85-59
at Sacramento State	W, 80-57
at Portland State (OT)	W, 88-79
at Eastern Washington	W, 77-75
Cal State Northridge*	L, 65-76

%Montana Holiday tournament, Missoula

* Big Sky Conference tourn., Missoula

2000-01 (11-16) - Don Holst

Carroll	W, 86-76
Northern Iowa	W, 75-58
at Nevada	L, 86-85
at Pacific	L, 82-64
Southeastern Louisiana	W, 68-59
Gonzaga	L, 77-69
Southern Utah	L, 89-87
at Washington State	L, 67-54
Idaho	W, 79-56
Whitman	W, 86-55
at Baylor	L, 77-57
Portland State	W, 79-58
Eastern Washington	L, 78-76
at Montana State	L, 70-67
at Idaho State	L, 97-69
at Weber State	L, 80-69
Northern Arizona	W, 78-63
Cal State Northridge	L, 74-65
at Portland State	L, 67-60
at Eastern Washington	L, 79-66
at Sacramento State	W, 67-66
Montana State	W, 84-82
Weber State	W, 66-63
Idaho State	L, 79-75
at Cal State Northridge	L, 92-68
at Northern Arizona	L, 77-66
Sacramento State	W, 84-67

2001-02 (16-15) - Don Holst

Evergreen State	W, 80-77
at Gonzaga	L, 83-63
at Northern Iowa	L, 87-67
Concordia-Irvine	W, 72-48
Washington State	W, 75-71
Pacific	L, 77-64
Nevada	W, 75-68
at Idaho	L, 48-47
at Colorado	L, 84-71
Navy!	W, 78-61
Tulsa!	L, 92-82
New Mexico State!	L, 79-67
Loyola Marymount	W, 82-67
at Weber State	W, 80-73
at Eastern Washington	L, 79-46
at Portland State	W, 99-88
Weber State	L, 90-71
Idaho State	W, 74-65
at Northern Arizona	L, 77-64
at Sacramento State	W, 88-78
at Montana State	L, 76-56
Portland State	W, 80-66
Eastern Washington	L, 80-78
at Idaho State	L, 79-64
Sacramento State	W, 86-53
Northern Arizona	W, 70-63
Montana State	L, 75-55
Northern Arizona*	W, 82-64
at Montana State*	W, 70-68
Eastern Washington*	W, 70-66
Oregon#	L, 81-62

!at BYU-Hawaii tournament

*Big Sky Conf. tourn., Bozeman, Mont.

#NCAA tournament, Salt Lake City, Utah

2002-03 (13-17) - Pat Kennedy

Northern Iowa	L, 71-77
Denver	W, 75-47
Michigan State	L, 80-60
Loyola Marymount	L, 65-62
at Alaska-Anchorage	L, 69-52
Gonzaga	L, 75-67
Montana Tech	W, 66-52
at Washington State	L, 73-61
Idaho	W, 81-69
at Stanford	W, 70-68
Pepperdine	L, 86-69
at Loyola Marymount	W, 75-68
Southern Utah	W, 81-61
at Denver	L, 62-54
at Purdue	L, 84-71
Eastern Washington	L, 72-62
Portland State	W, 61-49
at Idaho State	W, 90-88
at Weber State	L, 97-73
at Montana State	L, 62-58
Northern Arizona	L, 97-93
Sacramento State	W, 66-59
at Portland State	W, 67-49
at Eastern Washington	L, 87-72
Weber State	L, 75-72

Idaho State	W, 69-65
Montana State	W, 66-63
at Sacramento State	W, 77-71
at Northern Arizona	L, 69-59
Sacramento State*	L, 88-75

*Big Sky tournament, Missoula

2003-04 (10-18) - Pat Kennedy

at Wisconsin-Milwaukee	L, 95-83
Montana Tech	W, 85-40
Southeast Missouri State%	W, 61-50
Saint Mary's%	W, 75-68
at Cal State Northridge	L, 72-63
San Francisco	L, 72-71
at Auburn	L, 73-51
Washington State	L, 64-50
Jackson State	L, 71-64
at Southern Illinois	L, 82-71
at UNLV	L, 86-67
at Gonzaga	L, 88-67
at Eastern Washington	W, 79-68
at Portland State	L, 89-78
Idaho State	W, 91-76
Weber State	L, 74-61
at Montana State	L, 77-61
at Northern Arizona	L, 83-67
at Sacramento State	L, 76-67
Portland State	L, 59-57
Eastern Washington	L, 71-52
at Weber State	W, 58-55
at Idaho State	W, 88-85
Great Falls	W, 90-46
Montana State	W, 67-58
Sacramento State	W, 80-69
Northern Arizona	L, 80-78 (OT)
Idaho State*	L, 74-73

%Montana Holiday tournament, Missoula

*Big Sky Conf. tourn., Pocatello, Idaho



Head Coach Larry Kristowiak

2004-05 (18-13) - Larry Krystkowiak

at Gonzaga	L, 78-62
at Western Kentucky	L, 72-46
Cal State Northridge	W, 90-80
Southern Utah	W, 69-57



MONTANA BASKETBALL



Santa Clara	L, 77-75
at Southeast Missouri State	W, 69-66
at Missouri	L, 87-62
Montana Tech	W, 62-44
at UC Santa Barbara	L, 55-46
at San Francisco	L, 79-58
at Stanford	L, 84-66
Eastern Michigan	W, 80-68
Rocky Mountain	W, 73-67
at Idaho State	W, 70-41
at Weber State	L, 76-62
Montana State	L, 62-60
Northern Arizona	W, 83-79
Sacramento State	W, 84-72
at Portland State	L, 89-77
at Eastern Washington	W, 68-58
Weber State	W, 80-72
Idaho State	W, 80-63
at Montana State	L, 72-62
at Sacramento State	L, 83-80
Eastern Washington	W, 55-53
Portland State	W, 79-65
at Northern Arizona	W, 77-69
Eastern Washington*	W, 58-48
Montana State**	W, 58-48
Weber State**	W, 63-61
Washington#	L, 88-77

*Big Sky Conf. quarter final tourn., Missoula

**Big Sky Conf. semi-final/final Portland, Ore.

#NCAA tournament, Boise, Idaho

2005-06 (24-7) - Larry Krystkowiak

at Boise State	L, 90-69
at Loyola Marymount	W, 81-75
Western Oregon	W, 86-57
Utah Valley State	W, 75-59
Stanford	W, 88-69
Loyola Marymount	W, 76-61
Mississippi Valley State^	W, 81-57
at Drake	W, 78-72 (OT)
UM-Western	W, 110-71
at UC Riverside	W, 77-67
at Santa Clara	W, 67-56
Wisconsin-Milwaukee	L, 78-74
Idaho State	W, 80-76
Weber State	W, 71-65
at Montana State	W, 80-64
at Northern Arizona	L, 83-80
at Sacramento State	W, 73-71
Portland State	W, 98-77
Eastern Washington	W, 78-72
at Weber State	L, 72-67
at Idaho State	L, 95-70
Montana State	W, 70-61
Sacramento State	W, 84-79
Oral Roberts!	W, 88-74
at Eastern Washington	W, 68-46
at Portland State	L, 93-92 (OT)
Northern Arizona	W, 96-83
Eastern Washington*	W, 73-71 (OT)
at Northern Arizona*	W, 73-60
Nevada#	W, 87-79

Boston College#	L, 69-56
^Des Moines, Iowa	
!Bracket Busters	
*Big Sky tournament, Flagstaff, Ariz.	
#NCAA tournament, Salt Lake City, Utah	



Head Coach Wayne Tinkle

2006-07 (17-15) - Wayne Tinkle

MSU-Northern	W, 83-42
at Utah Valley State	L, 74-57
at Wyoming	L, 76-71
West Virginia%	L, 73-56
Virginia Tech%	L, 77-56
Minnesota%	W, 72-65
Boise State	W, 62-58
Western Kentucky	L, 81-65
UC Riverside	W, 72-65
South Dakota State	W, 87-47
Montana Tech	W, 92-63
at Oral Roberts	L, 69-58
at Portland	L, 61-58
at Portland State	W, 80-74
at Eastern Washington	L, 74-71
at Sacramento State	L, 80-72
Montana State	W, 73-65
Idaho State	L, 79-69
Weber State	W, 90-86 (OT)
at Northern Arizona	W, 74-71
at Northern Colorado	W, 68-51
Portland State	L, 70-68
Eastern Washington	W, 85-78
Sacramento State	W, 76-69
at Montana State	W, 72-63
at Weber State	L, 73-67
Pacific!	L, 78-77
Northern Arizona	L, 88-81
Northern Colorado	W, 85-64
at Idaho State	W, 72-71 (OT)
Idaho State	W, 70-63 (OT)
Northern Arizona*	L, 78-71
%Old Spice Classic, Orlando, Fla.	
!Bracket Busters	
*Big Sky Conference tourn., Ogden, Utah	

2007-08 (14-16) - Wayne Tinkle

Colorado State	W, 75-39
at Gonzaga	L, 77-54
MSU-Northern	W, 72-47
at South Dakota State	W, 70-61
Washington State^	L, 66-55
Air Force^	W, 59-57
Mississippi Valley State^	W, 69-62
Cal State-Fullerton	L, 100-91
Portland	L, 58-57
at Pacific	L, 76-71 (OT)
at Santa Clara	L, 60-49
at Cal State-Fullerton	L, 79-76 (OT)
Montana Tech	W, 91-36
at Montana State	L, 74-58
at Northern Arizona	L, 72-64
at Sacramento State	W, 76-69
Idaho State	L, 56-54
Weber State	L, 68-67
Eastern Washington	W, 80-61
at Northern Colorado	W, 71-60
at Portland State	L, 70-68
at Eastern Washington	W, 59-57
Montana State	W, 88-76
Sacramento State	W, 90-57
Northern Arizona	L, 80-76
at Weber State	L, 76-67
at Idaho State	W, 72-63 (OT)
Northern Colorado	W, 81-66
Portland State	L, 108-56
at Idaho State*	L, 67-65

^Hispanic College Fund Challenge,

Spokane, Wash.

*Big Sky Conf. tourn., Pocatello, Idaho

2008-09 (17-12) Wayne Tinkle

at Colorado State	L, 85-55
Montana-Western	W, 75-67
Mississippi Valley State	W, 82-65
at Duke	L, 78-58
at Utah Valley	L, 82-75
Santa Clara	L, 71-68
North Dakota	W, 83-63
Denver%	W, 63-44
Texas-Arlington%	W, 67-65
at Fresno State	W, 69-65
at UC Riverside	L, 58-53
at Portland State	L, 72-45
at Washington	L, 75-53
Montana State	W, 73-59
Northern Arizona	W, 62-61
Sacramento State	W, 80-63
at Idaho State	L, 77-67
at Weber State	L, 71-55
at Eastern Washington	W, 63-50
Northern Colorado	W, 68-59
Portland State	W, 72-65
Eastern Washington	W, 60-52
at Montana State	W, 78-63
at Sacramento State	W, 60-48
at Northern Arizona	W, 73-54
Weber State	L, 69-58



MONTANA BASKETBALL



Idaho State	W, 79-64
at Northern Colorado	L, 67-57
Montana State*	L, 56-54
%Montana Holiday tournament, Missoula	
*Big Sky Conference tourn., Missoula	

2009-10 (22-10) - Wayne Tinkle

North Dakota^	W, 61-37
Boise State^	W, 95-82
Loyola Marymount^	W, 64-63
at Denver	L, 56-49
at Oregon	W, 68-55
at Washington	L, 63-59
Northern Arizona	W, 71-54
Northern Colorado	L, 59-48
at Loyola Marymount	W, 82-73
at Colorado State	L, 62-61
MSU-Northern	W, 57-43
UC Riverside	W, 67-52
Fresno State	W, 59-56
Great Falls	W, 100-52
at Idaho State	L, 67-65
at Weber State	L, 64-56
Eastern Washington	W, 79-66
Portland State	W, 90-58
Sacramento State	W, 57-56
at Montana State	L, 61-52
at Northern Colorado	W, 64-62
at Northern Arizona	W, 84-64
Weber State	W, 75-61
Idaho State	W, 91-68
at Portland State	W, 81-76
at Eastern Washington	L, 69-68
Sacramento State	W, 86-58
Montana State	L, 73-67
Northern Arizona*	W, 81-60
Northern Colorado**	W, 68-63
Weber State**	W, 66-65
New Mexico#	L, 62-57

^Karl Tyler Chevrolet Tourn., Missoula

*Big Sky Conference quarter final tournament, Missoula

**Big Sky Conf. semi-final/final, Ogden, Utah

#NCAA tournament, San Jose, Calif.

2010-11 (21-11) Wayne Tinkle

at Nevada	L 81-66
at Utah	L, 80-71
Montana Tech	W, 78-51
Idaho	W, 75-33
Cal State Fullerton	W, 75-67
Portland	L, 58-54
at UCLA	W, 66-57
Great Falls	W, 85-50
at San Francisco	L, 50-48 (OT)
Oregon State	W, 71-66
at Idaho	W, 64-63
at Cal State Fullerton	W, 71-57
Northern Arizona	W, 83-80
Weber State	W, 75-56
at Northern Colorado	L, 63-45
at Sacramento State	W, 68-52
Eastern Washington	W, 66-47

Portland State	W, 77-70
at Idaho State	W, 75-65
Montana State	W, 75-61
at Montana State	W, 79-58
at Weber State	L, 68-52
at Northern Arizona	L, 70-53
Sacramento State	W, 64-44
Northern Colorado	W, 55-42
Idaho State	W, 71-52
at Long Beach State!	L, 74-56
at Portland State	W, 85-84
at Eastern Washington	L, 59-55 (OT)
Weber State*	W, 57-40
at Northern Colorado*	L, 65-60
Duquesne%	L, 87-76

!BracketBusters

*Big Sky Conference tourn., Greeley, Colo.

%Zebra Pen CBI

2011-12 (25-7) - Wayne Tinkle

at Colorado State	L, 64-58
Great Falls	W, 60-59
Idaho	W, 57-52
at San Diego	W, 73-60
at North Dakota	L, 88-81 (OT)
Long Beach State	W, 73-71
San Francisco	L, 65-62
at Oregon State	L, 71-46
Montana Tech	W, 64-49
Nevada	L, 70-64
at Portland	W, 80-65
Utah Valley	W, 65-52
Portland State	W, 75-64
Eastern Washington	W, 79-71
at Idaho State	W, 68-44
at Northern Arizona	W, 78-53
at Weber State	L, 80-64
Northern Colorado	W, 76-58
Sacramento State	W, 85-56
at Eastern Washington	W, 74-60
at Portland State	W, 69-67
at Montana State	W, 67-58
Idaho State	W, 76-40
at Northern Colorado	W, 75-68
at Sacramento State	W, 67-58
Hawai'i!	W, 94-79
Northern Arizona	W, 78-60
Montana State	W, 57-47
Weber State	W, 66-51
Eastern Washington*	W, 74-66
Weber State*	W, 85-66
Wisconsin#	L, 49-73

!BracketBusters

*Big Sky Conference tourn., Missoula

#NCAA tournament, Albuquerque, N.M.

2012-13 (25-7) - Wayne Tinkle

at Colorado State	L, 72-65
Minot State	W, 82-53
at Idaho	W, 66-63
San Diego	W, 67-66
at BYU	L, 85-60
at San Francisco	L, 78-68

Carroll College	W, 78-58
South Dakota State	L, 68-67 (2OT)
at Northern Arizona	W, 62-56
at Sacramento State	W, 61-60
Eastern Washington	W, 81-66
Portland State	W, 62-55
at North Dakota	W, 77-62
at Northern Colorado	W, 85-77
Southern Utah	W, 73-67
Montana State	W, 76-71 (OT)
Idaho State	W, 70-51
Weber State	W, 76-74
at Portland State	W, 81-68
at Eastern Washington	W, 65-46
Northern Colorado	W, 73-63
North Dakota	W, 78-58
at Weber State	L, 87-63
at Idaho State	W, 61-54
at Davidson!	L, 93-87 (OT)
at Montana State	W, 71-68
at Southern Utah	W, 86-74 (OT)
Sacramento State	W, 63-52
Northern Arizona	W, 63-50
Northern Colorado*	W, 70-56
Weber State*	W, 67-64
Syracuse#	L, 81-34

!BracketBusters

*Big Sky Conference tourn., Missoula

#NCAA tournament, San Jose, Calif.

2013-14 (17-13) - Wayne Tinkle

at Minnesota	L 84-58
at South Dakota State	W, 77-69
San Francisco	L, 75-74
at Washington	L, 83-79
at Hawaii	L, 72-61
Idaho	W, 69-58
St. Martin's	W, 73-57
UM-Western	W, 91-74
at Idaho	W, 72-71
Northern Arizona	L, 73-65
Sacramento State	W, 82-70
at Eastern Washington	L, 69-62
at Portland State	L, 81-78 (3 OT)
North Dakota	W, 84-71
Northern Colorado	L, 84-73
at Idaho State	W, 59-54
at Weber State	L, 68-63
at Southern Utah	W, 69-61
at Montana State	W, 70-66
Portland State	W, 82-76 (OT)
Eastern Washington	W, 82-77
at Northern Colorado	L, 89-86 (OT)
at North Dakota	L, 74-69
Weber State	W, 68-57
Idaho State	W, 62-61
Southern Utah	W, 82-54
Montana State	W, 53-50
at Sacramento State	W, 70-55
at Northern Arizona	L, 67-47
Portland State*	L, 70-63

*Big Sky Conf. quarterfinal tourn., Ogden, Utah



MONTANA BASKETBALL



Head Coach Travis DeCuire

2014-15 (20-13) – Travis DeCuire

at Colorado State	L, 83-66
at Boise State	L, 72-67 (2OT)
Seattle^	W, 66-62
Carroll College	W, 75-52
at San Francisco	L, 76-57
at California	L, 78-76 (2OT)
North Dakota State	W, 69-57
Davidson	L, 110-99
at Milwaukee-Wisconsin	L, 73-58
South Dakota	L, 67-62
Northern Colorado	W, 66-48
North Dakota	W, 74-63
at Weber State	L, 68-60
at Idaho State	W, 90-64
Montana Tech	W, 86-44
Montana State	W, 63-48
Northern Arizona	W, 64-57
Southern Utah	W, 58-56
at Portland State	W, 73-54
at Sacramento State	L, 70-69
Eastern Washington	L, 75-69
Idaho	W, 70-56
at North Dakota	W, 65-61
at Northern Colorado	W, 83-81 (3OT)
Idaho State	W, 88-77
Weber State	W, 74-63
at Idaho	L, 92-87 (2OT)
at Eastern Washington	W, 77-76

at Montana State	W, 70-54
Weber State*	W, 76-73 (OT)
Northern Arizona*	W, 61-59
Eastern Washington*	L, 69-65
Texas A&M#	L, 81-64

^Marv Harshman Classic, Washington

*Big Sky Conference tourn., Missoula

#1st Round, N.I.T., College Station, Texas

2015-16 (21-12) – Travis DeCuire

Boise State	W, 74-72
at San Jose State	L, 64-61
Carroll College	W, 70-61
at North Dakota State	L, 73-53
at Pepperdine	L, 69-63
San Francisco	W, 82-50
at Gonzaga	L, 61-58
at Washington	L, 92-62
Great Falls	W, 79-59
at Kansas	L, 88-46
Montana-Western	W, 75-43
at Northern Arizona	W, 90-84 (2 OT)
at Southern Utah	W, 83-66
Portland State	W, 79-66
Sacramento State	W, 77-58
at Northern Colorado	W, 73-66
at North Dakota	W, 65-61
Idaho	L, 63-58
Eastern Washington	W, 74-69
at Montana State	W, 80-72
at Sacramento State	L, 83-79
at Portland State	W, 82-80
Southern Utah	W, 86-53
Northern Arizona	W, 85-67
Montana State	W, 87-78
at Idaho State	W, 90-77
at Weber State	L, 60-54
North Dakota	W, 71-46
Northern Colorado	L, 78-72
Sacramento State*	W, 70-53
Idaho*	W, 81-72
Weber State*	L, 62-59
at Nevada#	L, 79-75

*Big Sky Conference tourn., Reno, Nev.

#CBI tournament, Reno, Nev.

2016-17 (16-16) – Travis DeCuire

at Southern California	L, 75-61
Wyoming	L, 73-72
vs. North Carolina State^	L, 85-72
vs. Washington State^	L, 87-63
vs. Oral Roberts^	W, 68-47
at Mississippi	L, 86-81
at South Dakota	L, 72-67
Milwaukee	W, 75-69
San Jose State	W, 81-62
at Wyoming	L, 85-83
at Oregon	L, 81-67
at UC Riverside	W, 71-63
Pepperdine	W, 71-70
Idaho State	W, 74-62
Weber State	L, 84-81 (OT)
at Idaho	W, 70-57

at Eastern Washington	W, 65-59
Northern Colorado	W, 89-68
North Dakota	W, 76-70
at Portland State	L, 88-79
at Sacramento State	L, 92-83
Eastern Washington	L, 72-60
Idaho	L, 85-77 (OT)
Montana State	W, 90-84
at Southern Utah	W, 70-55
at Northern Arizona	W, 76-59
Sacramento State	L, 67-65
Portland State	W, 85-82
at Montana State	L, 78-69
at Weber State	W, 78-74
at Idaho State	W, 95-76
vs. Idaho*	L, 81-77

^Paradise Jam, St. Thomas, U.S. Virgin Islands

*Big Sky Conference tourn., Reno, Nev.



MONTANA BASKETBALL




Air Force 6-5	Fresno State 5-4	New Mexico 16-8	Southern Utah 13-5
Alaska-Anchorage 0-1	George Washington 0-1	New Mexico State 1-1	Southwestern 1-0
Alaska-Fairbanks 2-0	Georgia Southern 1-0	Niagra 0-1	Stanford 2-3
Albertson 2-0	Georgia State 1-0	North Carolina State 0-1	St. Cloud State 2-0
American 1-0	Gonzaga 86-64	North Dakota 14-6	St. Francis 1-1
Arizona 0-1	Great Falls 12-0	North Dakota State 6-3	St. John's 1-0
Arizona State 1-3	Hamline 0-1	North Texas 0-1	St. Mary's 9-4
Arkansas State 1-0	Hardin-Simmons 1-0	Northeastern 1-0	St. Peter's 0-2
Auburn 0-1	Harvard 0-1	Northeastern Illinois 2-0	Syracuse 0-1
Augsburg 0-1	Hawai'i 3-4	Northern Arizona 67-32	TCU 0-1
Augustana 3-1	Hawai'i-Hilo 1-0	Northern Colorado 21-8	Tennessee Tech 1-0
Baylor 0-2	Houston Baptist 1-0	Northern Iowa 2-2	Texas A&M 0-1
Bemidji State 3-1	Idaho 86-110	Northern Michigan 2-1	Texas-Arlington 4-0
Black Hills State 1-0	Idaho State 102-44	Notre Dame 1-0	Texas Southern 1-0
Boise State 29-30	Illinois-Chicago 1-1	Oklahoma State 1-2	Texas Tech 1-2
Boston College 0-2	Illinois State 1-1	Ole Miss 0-2	Toledo 0-1
Boston University 1-0	Indiana 0-1	Oral Roberts 2-5	Tulsa 0-1
Bradley 0-2	Iowa State 0-1	Oregon 4-22	UCLA 1-4
British Columbia 2-0	Jackson State 0-1	Oregon State 4-17	UC Irvine 2-4
Bucknell 1-0	Jamestown 0-1	Pacific 8-5	UC Riverside 4-1
BYU 10-26	Kansas 0-2	Pacific Lutheran 4-2	UC Santa Barbara 2-4
Cal State Dominguez Hills 1-0	Kansas State 1-1	Pan American 1-0	UNLV 1-4
Cal State Fullerton 8-3	Kent State 1-0	Pasco Air Force Base 0-1	Utah 6-29
Cal State Hayward 1-0	Kentucky 0-1	Penn State 0-0	Utah State 15-25
Cal State Northridge 10-7	La Salle 1-0	Pepperdine 2-4	Utah Valley 2-2
Cal Poly 3-0	Lewis-Clark State 5-0	Peru State 1-0	UTEP 0-1
California 0-2	Linfield 1-0	Pitt 0-0	Valley City State 1-0
Carroll College 26-12	Long Beach State 2-5	Portland 13-9	Valparaiso 1-1
Central Connecticut State 0-1	Loyola Marymount 8-1	Portland State 36-21	Wabash 0-1
Central Washington 9-6	Macalester 2-0	Puget Sound 6-9	Washington 9-45
Chico State 2-0	Maine 1-0	Purdue 0-2	Washington State 27-85
City College of New York 0-1	Michigan State 0-1	Regis 1-0	Weber State 56-70
Coastal Carolina 1-0	Middle Tennessee State 0-1	Rice 3-1	West Texas A&M 1-0
Colorado 1-2	Midwestern State 1-0	Rocky Mountain College 8-1	West Virginia 0-1
Colorado State 14-21	Milwaukee 2-3	Sacramento State 38-9	Western Illinois 1-0
Colorado State-Pueblo 2-1	Minnesota 1-4	Saint Martin's 2-0	Western Kentucky 0-2
Concordia College (Minn.) 1-0	Minnesota-Duluth 0-2	San Diego 4-3	Western Oregon 2-0
Concordia-Irvine 1-0	Minnesota State 1-0	San Diego State 1-1	Western Washington 2-0
Creighton 2-4	Minot State 1-0	San Francisco 1-7	Whitman 21-18
Davidson 0-2	Mississippi State 0-1	San José State 6-7	Whitworth 9-5
Denver 14-17	Mississippi Valley State 3-0	Santa Clara 2-6	William & Mary 0-1
Doane 1-0	Missouri 0-2	Seattle 5-2	Williamette 2-0
Drake 1-0	Missouri-Kansas City 3-0	Seattle Pacific 3-0	Wisconsin 0-3
Duke 0-1	Monmouth 1-0	Simon Fraser 14-0	Wisconsin-La Crosse 1-0
Duquesne 0-1	Montana State 147-148	South Alabama 1-0	Wisconsin-Stout 8-0
Eastern Michigan 1-0	Montana State-Northern 15-0	South Dakota 3-2	Wisconsin-Superior 0-1
Eastern Washington 66-42	Montana Tech 46-11	South Dakota State 4-1	Wyoming 12-23
Evansville 1-1	Montana-Western 8-3	Southeast Missouri State 4-1	Youngstown State 2-0
Evergreen State 2-0	Morningside 1-0	Southeastern Louisiana 2-0	
Fairfield 1-0	Navy 1-0	Southern California 1-2	
Florida A&M 1-0	Nebraska 2-3	Southern Illinois 0-2	
Florida State 0-1	Nevada 23-17	Southern Oregon 2-0	

2017-18 Opponents in Bold



MONTANA BASKETBALL



The 1974-75 team was the first in school history to play in the NCAA tournament. The Griz advanced to the regional semifinals (Sweet 16) before losing to John Wooden's UCLA Bruins, who went on to win the national championship that year.

YEAR	TOURNAMENT	ROUND	OPPONENT	W/L	SCORE	SITE	VENUE
Head Coach: Jud Heathcote							
1974-75	NCAA	Reg. Quarterfinals	Utah State	W	69-63	Pullman, Wash.	Beasley Coliseum
	NCAA	Reg. Semifinals	UCLA	L	64-67	Portland, Ore.	Memorial Coliseum
	NCAA	Reg. Third Place	UNLV	L	67-75	Portland, Ore.	Memorial Coliseum
Head Coach: Jim Brandenburg							
1977-78	Big Sky Conference	Semifinal	Boise State	W	70-61	Missoula, Mont.	Dahlberg Arena
	Big Sky Conference	Championship	Weber State	L	55-62 (OT)	Missoula, Mont.	Dahlberg Arena
Head Coach: Mike Montgomery							
1978-79	Big Sky Conference	Semifinal	Weber State	L	71-98	Ogden, Utah	Dee Events Center
1979-80	Big Sky Conference	Semifinal	Idaho	W	63-53	Ogden, Utah	Dee Events Center
	Big Sky Conference	Championship	Weber State	L	42-50	Ogden, Utah	Dee Events Center
1980-81	Big Sky Conference	Semifinal	Montana State	W	85-64	Moscow, Idaho	Memorial Gym
	Big Sky Conference	Championship	Idaho	L	64-70	Moscow, Idaho	Memorial Gym
1981-82	Big Sky Conference	Semifinal	Nevada	L	93-97 (2OT)	Moscow, Idaho	Memorial Gym
1982-83	Big Sky Conference	Semifinal	Weber State	L	53-54	Reno, Nev.	Lombardi Recreation Center
1983-84	Big Sky Conference	Quarterfinal	Northern Arizona	W	69-54	Missoula, Mont.	Dahlberg Arena
	Big Sky Conference	Semifinal	Montana State	W	76-64	Ogden, Utah	Dee Events Center
	Big Sky Conference	Championship	Nevada	L	69-71	Ogden, Utah	Dee Events Center
1984-85	Big Sky Conference	Quarterfinal	Boise State	L	54-67	Boise, Idaho	Taco Bell Arena
	NIT	1st Round	UCLA	L	47-78	Los Angeles, Calif.	Pauley Pavilion
1985-86	Big Sky Conference	Quarterfinal	Idaho	W	68-60	Reno, Nev.	Lombardi Recreation Center
	Big Sky Conference	Semifinal	Weber State	W	72-68	Reno, Nev.	Lombardi Recreation Center
	Big Sky Conference	Championship	Montana State	L	77-82	Reno, Nev.	Lombardi Recreation Center
	NIT	1st Round	Texas Christian	L	69-76	Missoula, Mont.	Dahlberg Arena
Head Coach: Stew Morrill							
1986-87	Big Sky Conference	Quarterfinal	Idaho	L	62-63	Flagstaff, Ariz.	Walkup Skydome
1987-88	Big Sky Conference	Quarterfinal	Northern Arizona	W	77-72	Bozeman, Mont.	Worthington Arena
	Big Sky Conference	Semifinal	Montana State	L	54-60	Bozeman, Mont.	Worthington Arena
1988-89	Big Sky Conference	Quarterfinal	Montana State	W	87-84 (OT)	Boise, Idaho	Taco Bell Arena
	Big Sky Conference	Semifinal	Idaho	L	56-77	Boise, Idaho	Taco Bell Arena
1989-90	Big Sky Conference	Semifinal	Montana State	L	57-69	Boise, Idaho	Taco Bell Arena
1990-91	Big Sky Conference	Semifinal	Idaho State	W	109-97	Missoula, Mont.	Dahlberg Arena
	Big Sky Conference	Championship	Idaho	W	76-68	Missoula, Mont.	Dahlberg Arena
	NCAA	1st Round	UNLV	L	65-99	Tuscon, Ariz.	Wells Fargo Arena
Head Coach: Blane Taylor							
1991-92	Big Sky Conference	Semifinal	Idaho	W	68-52	Missoula, Mont.	Dahlberg Arena
	Big Sky Conference	Championship	Nevado	W	73-68	Missoula, Mont.	Dahlberg Arena
	NCAA	1st Round	Florida State	L	68-78	Boise, Idaho	Taco Bell Arena
1992-93	Big Sky Conference	Quarterfinal	Idaho State	L	50-61	Moscow, Idaho	Memorial Gym
1993-94	Big Sky Conference	Quarterfinal	Idaho	L	63-74	Boise, Idaho	Taco Bell Arena
1994-95	Big Sky Conference	Semifinal	Montana State	W	83-73	Ogden, Utah	Dee Events Center
	Big Sky Conference	Championship	Weber State	L	62-84	Ogden Utah	Dee Events Center
	NIT	1st Round	UTEP	L	60-90	El Paso, Texas	Memorial Gym



MONTANA BASKETBALL




YEAR	TOURNAMENT	ROUND	OPPONENT	W/L	SCORE	SITE	VENUE
Head Coach: Blaine Taylor							
1995-96	Big Sky Conference	Quarterfinal	Idaho	L	67-72	Bozeman, Mont.	Worthington Arena
1996-97	Big Sky Conference	Semifinal	Weber State	W	81-56	Flagstaff, Ariz.	Walkup Skydome
	Big Sky Conference	Championship	Cal State Northridge	W	82-79	Flagstaff, Ariz.	Walkup Skydome
	NCAA	1st Round	Kentucky	L	54-92	Salt Lake City, Utah	Jon M. Huntsman Center
1997-98	Big Sky Conference	Quarterfinal	Montana State	L	68-60	Flagstaff, Ariz.	Walkup Skydome
Head Coach: Don Holst							
1999-00	Big Sky Conference	Quarterfinal	Cal State Northridge	L	53-66	Missoula, Mont.	Dahlberg Arena
2001-02	Big Sky Conference	Quarterfinal	Northern Arizona	W	82-64	Bozeman, Mont.	Worthington Arena
	Big Sky Conference	Semifinal	Montana State	W	70-68	Bozeman, Mont.	Worthington Arena
	Big Sky Conference	Championship	Eastern Washington	W	70-66	Bozeman, Mont.	Worthington Arena
	NCAA	1st Round	Oregon	L	62-81	Sacramento, Calif.	The Nest
Head Coach: Pat Kennedy							
2002-03	Big Sky Conference	Quarterfinal	Sacramento State	L	88-75	Missoula, Mont.	Dahlberg Arena
2003-04	Big Sky Conference	Quarterfinal	Idaho State	L	74-73	Pocatello, Idaho	Holt Arena
Head Coach: Larry Krystkowiak							
2004-05	Big Sky Conference	Quarterfinal	Eastern Washington	W	58-48	Missoula, Mont.	Dahlberg Arena
	Big Sky Conference	Semifinal	Montana State	W	79-67	Portland, Ore.	Peter W. Stott Center
	Big Sky Conference	Championship	Weber State	W	63-61	Portland, Ore.	Peter W. Stott Center
	NCAA	1st Round	Washington	L	77-88	Boise, Idaho	Taco Bell Arena
2005-06	Big Sky Conference	Semifinal	Eastern Washington	W	73-71	Flagstaff, Ariz.	Walkup Skydome
	Big Sky Conference	Championship	Northern Arizona	W	73-60	Flagstaff, Ariz.	Walkup Skydome
	NCAA	1st Round	Nevada	W	87-79	Salt Lake City, Utah	Jon M. Huntsman Center
	NCAA	2nd Round	Boston College	L	56-69	Salt Lake City, Utah	Jon M. Huntsman Center
Head Coach: Wayne Tinkle							
2006-07	Big Sky Conference	Quarterfinal	Idaho State	W	70-63	Missoula, Mont.	Dahlberg Arena
	Big Sky Conference	Semifinal	Northern Arizona	L	71-78	Ogden, Utah	Dee Events Center
2007-08	Big Sky Conference	Quarterfinal	Idaho State	L	65-67	Pocatello, Idaho	Holt Arena
2008-09	Big Sky Conference	Quarterfinal	Montana State	L	54-56	Missoula, Mont.	Dahlberg Arena
2009-10	Big Sky Conference	Quarterfinal	Northern Arizona	W	81-60	Missoula, Mont.	Dahlberg Arena
	Big Sky Conference	Semifinal	Northern Colorado	W	68-63	Ogden, Utah	Dee Events Center
	Big Sky Conference	Championship	Weber State	W	66-65	Ogden, Utah	Dee Events Center
	NCAA	1st Round	New Mexico	L	57-62	San Jose, Calif.	Event Center
2010-11	Big Sky Conference	Semifinal	Weber State	W	57-40	Greeley, Colo.	Butler-Hancock Pavilion
	Big Sky Conference	Championship	Northern Colorado	L	65-60	Greeley, Colo.	Butler-Hancock Pavilion
	CBI	1st Round	Duquesne	L	76-87	Missoula, Mont.	Dahlberg Arena
2011-12	Big Sky Conference	Semifinal	Eastern Washington	W	74-66	Missoula, Mont.	Dahlberg Arena
	Big Sky Conference	Championship	Weber State	W	85-66	Missoula, Mont.	Dahlberg Arena
	NCAA	1st Round	Wisconsin	L	49-73	Albuquerque, N.M.	The Pit
2012-13	Big Sky Conference	Semifinal	Northern Colorado	W	70-56	Missoula, Mont.	Dahlberg Arena
	Big Sky Conference	Championship	Weber State	W	67-64	Missoula, Mont.	Dahlberg Arena
	NCAA	1st Round	Syracuse	L	34-81	San Jose, Calif	Event Center
2013-14	Big Sky Conference	Quarterfinal	Portland State	L	63-70	Ogden, Utah	Dee Events Center
Head Coach: Travis DeCuire							
2014-15	Big Sky Conference	Quarterfinal	Weber State	W	76-73 (OT)	Missoula, Mont.	Dahlberg Arena
	Big Sky Conference	Semifinal	Northern Arizona	W	61-59	Missoula, Mont.	Dahlberg Arena
	Big Sky Conference	Championship	Eastern Washington	L	65-69	Missoula, Mont.	Dahlberg Arena
	N.I.T.	1st Round	Texas A&M	L	64-81	College Station, Texas	Reed Arena
2015-16	Big Sky Conference	Quarterfinal	Sacramento State	W	70-53	Reno, Nev.	Reno Events Center
	Big Sky Conference	Semifinal	Idaho	W	81-72	Reno, Nev.	Reno Events Center
	Big Sky Conference	Championship	Weber State	L	59-62	Reno, Nev.	Reno Events Center
	CBI	1st Round	Nevada	L	75-79	Reno, Nev.	Lawlor Events Center
2016-17	Big Sky Conference	Quarterfinal	Idaho	L	77-81	Reno, Nev.	Lawlor Events Center



MONTANA BASKETBALL




Next Level Griz




MICHAEL RAY RICHARDSON

1978 1st Round NBA Draft Pick
New York Knicks




LEE JOHNSON

1979 1st Round NBA Draft Pick
Houston Rockets




LARRY KRYSWKOWIAK

1986 2nd Round NBA Draft Pick
Chicago Bulls




MARC GLASS

1984 4th Round NBA Draft Pick
Los Angeles Clippers




KEN MCKENZIE

1975 5th Round NBA Draft Pick
Seattle Supersonics



DERRICK POPE

1983 6th Round NBA Draft Pick
Portland Trail Blazers



JOHN STROEDER

1980 8th Round NBA Draft Pick
Portland Trail Blazers

PLAYER	YEARS AT UM	PLAYER	YEARS AT UM
Ken McKenzie	1971-75	Matt Seidensticker**	1996-99
Lee Johnson	1975-76	Kyle Keyes	1998-00
Michael Ray Richardson	1974-78	Matt Williams	1999-00
John Stroeder	1976-80	Jared Buckmaster	1998-01
Tim Knight**	1980-81	Ryan Slider	1999-01
Doug Selvig**	1978-81	Shane Christensen	1999-02
Derrick Pope	1979-83	Dan Trammel	2001-02
Marc Glass	1981-84	David Bell	2001-03
Craig Larsen	1980-84	Steve Horne	2002-04
Larry Krystkowiak**	1982-86	Corey Easley	2002-05
Steve Vanek	1984-88	Virgil Matthews	2005-06
Jon Reckard	1986-89	John Seyfert	2004-06
Tony Reed	1985-89	Matt Dlouhy	2003-07
Wayne Tinkle	1985-89	Matt Martin	2005-08
Tom Lytle	1988-90	Andrew Straight	2005-08
Ossie Young	1989-90	Jordan Hasquet**	2006-09
Roger Fasting**	1988-91	Brian Qvale	2007-11
Kevin Kearney	1990-91	Derek Selvig	2007-11
Delvon Anderson	1990-92	Will Cherry	2009-13
Nate Atchison	1991-92	Kareem Jamar	2010-14
Darren Engellant**	1989-92	Jordan Gregory	2011-15
Matt Kempfert**	1992-95	Martin Breunig	2014-16
J.R. Camel**	1995-97		

**Montana Native



2017-18 MONTANA GRIZ SCHEDULE

DATE	OPPONENT	LOCATION	TIME (MT)
Monday, Nov. 6	Saskatchewan [#]	Missoula, Mont.	6 p.m.
Friday, Nov. 10	Whitworth	Missoula, Mont.	7 p.m.
Monday, Nov. 13	at Pitt ^{\$} (<i>ACC Network Extra/ESPN3</i>)	Pittsburgh, Penn.	5 p.m.
Wednesday, Nov. 15	at Penn State ^{\$} (<i>Big Ten Network</i>)	University Park, Penn.	5 p.m.
Monday, Nov. 20	vs. Oral Roberts ^{\$}	Malibu, Calif.	6 p.m.
Tuesday, Nov. 21	vs. UC Santa Barbara/at Pepperdine ^{\$}	Malibu, Calif.	6/8:30 p.m.
Sunday, Nov. 26	Carroll College	Missoula, Mont.	7 p.m.
Wednesday, Nov. 29	at Stanford (<i>Pac-12 Network</i>)	Stanford, Calif.	8 p.m.
Sunday, Dec. 3	Cal State Northridge	Missoula, Mont.	7 p.m.
Wednesday, Dec. 6	at UCLA (<i>Pac-12 Network</i>)	Los Angeles, Calif.	9 p.m.
Saturday, Dec. 9	at Georgia State	Atlanta, Ga.	12 p.m.
Sunday, Dec. 17	UC Riverside	Missoula, Mont.	1 p.m.
Tuesday, Dec. 19	UC Irvine	Missoula, Mont.	7 p.m.
Friday, Dec. 22	at Washington (<i>Pac-12 Network</i>)	Seattle, Wash.	9 p.m.
Thursday, Dec. 28	at Northern Arizona*	Flagstaff, Ariz.	6:30 p.m.
Saturday, Dec. 30	at Southern Utah*	Cedar City, Utah	12:30 p.m.
Thursday, Jan. 4	North Dakota* (<i>Eleven Sports</i>)	Missoula, Mont.	7 p.m.
Saturday, Jan. 6	Northern Colorado*	Missoula, Mont.	7 p.m.
Thursday, Jan. 11	at Sacramento State* (<i>Eleven Sports</i>)	Sacramento, Calif.	8 p.m.
Saturday, Jan. 13	at Portland State*	Portland, Ore.	2 p.m.
Saturday, Jan. 20	at Montana State*	Bozeman, Mont.	7 p.m.
Thursday, Jan. 25	Southern Utah*	Missoula, Mont.	7 p.m.
Saturday, Jan. 27	Northern Arizona*	Missoula, Mont.	7 p.m.
Thursday, Feb. 1	at Northern Colorado*	Greeley, Colo.	7 p.m.
Saturday, Feb. 3	at North Dakota*	Grand Forks, N.D.	3 p.m.
Thursday, Feb. 8	Portland State*	Missoula, Mont.	7 p.m.
Saturday, Feb. 10	Sacramento State*	Missoula, Mont.	7 p.m.
Thursday, Feb. 15	at Eastern Washington*	Cheney, Wash.	7 p.m.
Saturday, Feb. 17	at Idaho*	Moscow, Idaho	8 p.m.
Saturday, Feb. 24	Montana State*	Missoula, Mont.	7 p.m.
Thursday, March 1	Weber State*	Missoula, Mont.	7 p.m.
Saturday, March 3	Idaho State*	Missoula, Mont.	7 p.m.
Tuesday, March 6	Big Sky Tournament [<i>First Round</i>]	Reno, Nev.	TBD
Thursday, March 8	Big Sky Tournament [<i>Quarterfinals</i>]	Reno, Nev.	TBD
Friday, March 9	Big Sky Tournament [<i>Semifinals</i>]	Reno, Nev.	TBD
Saturday, March 10	Big Sky Tournament [<i>Finals</i>]	Reno, Nev.	6 p.m.

All start times listed as Mountain Time

Times/TV assignments will continue to be announced

Exhibition contest

\$ Legends Classic

* Big Sky Conference game; all conference games and all home games can be streamed for free on Pluto TV/WatchBigSky.com