

MONTANA BASKETBALL



Game Notes #17 | Jan. 2, 2018 | Contact: Nic Hallisey, Assistant SID | 970/231-4789 | nic.hallisey@umontana.edu

SCHEDULE

Date	Opponent	Time/Result
Nov. 10	Whitworth	W, 72-60
Nov. 13	at Pitt ^s	W, 83-78 (OT)
Nov. 15	at Penn State ^s	L, 70-57
Nov. 20	vs. Oral Roberts ^s	W, 69-64
Nov. 21	vs. UC Santa Barbara ^s	L, 80-73
Nov. 26	Carroll	W, 86-75
Nov. 29	at Stanford	L, 70-54
Dec. 3	Cal State Northridge	W, 86-68
Dec. 6	at RV/#23 UCLA	CANCELED
Dec. 9	at Georgia State	L, 71-68
Dec. 17	UC Riverside	W, 77-61
Dec. 19	UC Irvine	W, 86-68
Dec. 22	at Washington	L, 66-63
Dec. 28	at Northern Arizona*	W, 87-69
Dec. 30	at Southern Utah*	W, 79-49
Jan. 4	North Dakota*	7 p.m.
Jan. 6	Northern Colorado*	7 p.m.
Jan. 11	at Sacramento State*	8 p.m.
Jan. 13	at Portland State*	2 p.m.
Jan. 20	at Montana State*	7 p.m.
Jan. 25	Southern Utah*	7 p.m.
Jan. 27	Northern Arizona*	7 p.m.
Feb. 1	at Northern Colorado*	7 p.m.
Feb. 3	at North Dakota*	3 p.m.
Feb. 8	Portland State*	7 p.m.
Feb. 10	Sacramento State*	7 p.m.
Feb. 15	at Eastern Washington*	7 p.m.
Feb. 17	at Idaho*	8 p.m.
Feb. 24	Montana State*	7 p.m.
March 1	Weber State*	7 p.m.
March 3	Idaho State*	7 p.m.
March 6	Big Sky First Round [#]	TBD
March 8	Big Sky Quarterfinals [#]	TBD
March 9	Big Sky Semifinals [#]	TBD
March 10	Big Sky Championship [#]	6 p.m.

Home matches are in **BOLD**

All start times listed as Mountain Time

\$ Legends Classic (various sites)

* Big Sky Conference match

Big Sky Conference Tournament (Reno, Nev.)

MONTANA VS. NORTH DAKOTA

THURSDAY, JAN. 4 / 7 P.M. (MT) / MISSOULA, MONT. / DAHLBERG ARENA (7,322)



MONTANA GRIZZLIES

2017-18 Record 9-5 (2-0 Big Sky)
 2016-17 Record 16-16 (11-7 Big Sky)
 2016-17 Postseason Big Sky Quarterfinals
 Head Coach Travis DeCuire (4th Season)
 Record at UM 66-46 (41-15 BSC)
 Career Record Same

STATISTICAL LEADERS

Minutes/Game A. Rorie (36.1)
 Points/Game A. Rorie (18.4)
 Rebounds/Game J. Akoh (6.5)
 Three-Pointers A. Rorie (27)
 Assists A. Rorie (50)
 Blocks J. Akoh (13)
 Steals A. Rorie (21)



NORTH DAKOTA FIGHTING HAWKS

2017-18 Record 4-9 (0-2 Big Sky)
 2016-17 Record 22-10 (14-4 Big Sky)
 2016-17 Postseason Big Sky Quarterfinals
 Head Coach Brian Jones (12th Season)
 Record at UND 170-188
 Career Record Same

STATISTICAL LEADERS

Minutes/Game G. Crandall (34.2)
 Points/Game G. Crandall (16.6)
 Rebounds/Game D. Jones (7.2)
 Three-Pointers G. Crandall (23)
 Assists G. Crandall (42)
 Blocks C. Seales (10)
 Steals G. Crandall (27)

BY THE NUMBERS

MONTANA				NORTH DAKOTA			
Rank	Avg	Category	Avg	Rank	Rank	Rank	Rank
191	74.3	Points/Game	73.9	198	198	198	198
89	67.8	Opp. Points/Game	82.2	334	334	334	334
126	+6.5	Scoring Margin	-8.2	317	317	317	317
215	.442	FG%	.439	219	219	219	219
168	.432	Opp. FG%	.500	344	344	344	344
338	.290	3FG%	.277	348	348	348	348
307	.381	Opp. 3FG%	.374	290	290	290	290
214	.695	FT%	.694	217	217	217	217
168	36.6	Rebounds/Game	31.6	334	334	334	334
91	+4.1	Rebounding Margin	-6.9	332	332	332	332
286	12.1	Assists/Game	11.8	305	305	305	305
183	13.6	Turnovers/Game	14.5	252	252	252	252
28	+4.0	Turnover Margin	+1.5	107	107	107	107
268	0.9	Assist/Turnover Ratio	0.8	307	307	307	307
51	7.9	Steals/Game	8.6	25	25	25	25
90	4.3	Blocks/Game	2.0	323	323	323	323

* Averages and rankings through Monday, Jan. 1

GAME COVERAGE

Stream: WatchBigSky.com

..... Pluto TV (ch. 237)

Audio: Montana Grizzly Radio Network

..... PxP: Riley Corcoran

..... KGVO (1290 AM/98.3 FM)

..... bit.ly/grizlisten or Tuneln app

Live Stats: GoGriz.com

Twitter: @MontanaGrizBB

SERIES HISTORY

Overall: 15-5

In Missoula: 9-1

In Grand Forks: 4-4

In Neutral City: 2-0

GRIZ HOOPS ROSTER

No.	Name	Year	Pos.	Ht.	Wt.	Hometown (Previous School)	GP-GS	PPG	RPG	AST	BLK	STL
0	Michael Oguine	Jr.	G	6-2	171	Los Angeles, Calif. (Chaminade Prep H.S.)	14-14	14.1	4.7	29	11	20
1	Timmy Falls	Fr.	G	6-2	171	Dublin, Calif. (Dublin H.S.)	13-0	3.3	0.7	15	0	6
2	Donaven Dorsey	R-Jr.	G	6-7	214	Lacey, Wash. (Washington/Timberline H.S.)	-	-	-	-	-	-
3	Niko Bevens	So.	G	6-6	214	Beaverton, Ore. (North Idaho/Beaverton H.S.)	9-0	0.3	0.1	1	0	1
4	Sayeed Pridgett	So.	G	6-5	195	Oakland, Calif. (El Cerrito H.S.)	14-0	8.1	4.5	19	10	17
5	Karl Nicholas	Fr.	F	6-8	212	Pearland, Texas (Glenda Dawson H.S.)	13-0	4.2	3.1	1	3	2
10	Lars Espe	Fr.	G	6-1	165	Bergen, Norway (Gimle BBK/Metis Videregaaende)	9-0	0.0	0.1	1	0	0
13	Trever Spoja	R-So.	G	6-3	164	Billings, Mont. (Billings West H.S.)	11-0	0.3	0.0	2	1	0
14	Ahmaad Rorie	R-Jr.	G	6-1	175	Tacoma, Wash. (Oregon/Lincoln H.S.)	14-14	18.4	4.1	50	2	21
15	Jamar Akoh	R-Jr.	F	6-8	253	Rancho Cucamonga, Calif. (Cal State Fullerton/Los Osos H.S.)	14-14	12.4	6.5	16	13	14
20	Fabijan Krslovic	Sr.	F	6-8	239	Sydney, Australia (St. Aloysius College)	14-14	4.4	4.3	17	9	14
24	Bobby Moorehead	Jr.	G	6-7	182	Tacoma, Wash. (Stadium H.S.)	14-14	9.0	5.1	19	10	15
32	Peter Jones	Fr.	F	6-8	225	Seattle, Wash. (O'Dea H.S.)	-	-	-	-	-	-
33	Kelby Kramer	Fr.	C	6-10	220	Rock Springs, Wyo. (Rock Springs H.S.)	-	-	-	-	-	-
40	Admir Besovic	Fr.	C	7-0	240	Sarajevo, Bosnia and Herzegovina (Virginia Episcopal School)	10-0	0.6	0.5	0	1	0

Head Coach: Travis DeCuire (Montana, '94), Fourth Season

Associate Head Coach: Chris Cobb (Menlo College, '09), Fourth Season

Assistant Coach: Jay Flores (Chico State, '12), Second Season

Assistant Coach: Rachi Wortham (Eastern Washington, '06), Second Season



MONTANA BASKETBALL

**Michael Oguine**

Jr. • G • 6-2
Los Angeles, Calif.
Chaminade Prep H.S.

0**Timmy Falls**

Fr. • G • 6-2
Dublin, Calif.
Dublin H.S.

1**Donaven Dorsey**

R-Jr. • G • 6-7
Lacey, Wash.
Washington/Timberline H.S.

2**Niko Bevans**

So. • G • 6-6
Beaverton, Ore.
North Idaho/Beaverton H.S.

3**Sayeed Pridgett**

So. • G • 6-5
Oakland, Calif.
El Cerrito H.S.

4**Karl Nicholas**

Fr. • F • 6-8
Pearland, Texas
Glenda Dawson H.S.

5**Lars Espe**

Fr. • G • 6-1
Bergen, Norway
Gimle BBK/Metis Videregaaende

10**Trevor Spoja**


R-So. • G • 6-3
Billings, Mont.
Billings West H.S.

13**Ahmaad Rorie**

R-Jr. • G • 6-1
Tacoma, Wash.
Oregon/Lincoln H.S.

14**Jamar Akoh**

R-Jr. • F • 6-8
Rancho Cucamonga, Calif.
Cal State Fullerton/Los Osos H.S.

15**Fabijan Krslovic**

Sr. • F • 6-8
Sydney, Australia
St. Aloysius College

20**Bobby Moorehead**

Jr. • G • 6-7
Tacoma, Wash.
Stadium H.S.

24**Peter Jones**

Fr. • F • 6-8
Seattle, Wash.
O'Dea H.S.

32**Kelby Kramer**

Fr. • C • 6-10
Rock Springs, Wyo.
Rock Springs H.S.

33**Admir Besovic**

Fr. • C • 7-0
Sarajevo, Bosnia and Herzegovina
Virginia Episcopal School

40**Travis DeCuire**

Head Coach
4th Season

**Chris Cobb**

Associate Head Coach
4th Season

**Jay Flores**

Assistant Coach
2nd Season

**Rachi Wortham**

Assistant Coach
2nd Season



MONTANA BASKETBALL



THE LAST TIME OUT...

Game #14

Dec. 30, 2017

Cedar City, Utah

79 49

Montana 79 • 9-5

#	Player	Total		3-Ptr		Rebounds			PF	TP	A	TO	Blk	Stl	Min
		FG-FGA	FG-FGA	FT-FTA	FT-FTA	Off	Def	Tot							
00	OGUINE, Michael	3-8	1-4	4-5	0 3 3	3	11	1	0	0	1	24			
14	RORIE, Ahmaad	8-13	2-4	2-2	0 4 4	0	20	3	0	0	1	30			
15	AKOH, Jamar	4-7	0-0	4-4	0 4 4	4	12	0	1	0	1	21			
20	KRSLOVIC, Fabijan	4-4	0-0	0-0	0 6 6	3	8	2	2	0	0	21			
24	MOOREHEAD, Bobby	2-8	0-3	2-2	0 9 9	0	6	0	1	1	2	28			
01	FALLS, Timmy	4-7	1-3	0-0	0 0 0	1	9	3	1	0	1	28			
03	BEVENS, Niko	0-0	0-0	0-0	0 0 0	0	0	0	0	0	0	2			
04	PRIDGETT, Sayeed	4-9	0-0	0-0	2 4 6	5	8	4	0	0	2	26			
05	NICHOLAS, Karl	1-4	0-0	1-1	1 1 2	5	3	0	1	0	0	9			
10	ESPE, Lars	0-0	0-0	0-0	0 0 0	0	0	0	0	0	0	3			
13	SPOJA, Trevor	0-2	0-2	0-0	0 0 0	1	0	0	0	0	0	5			
40	BESOVIC, Admir	1-1	0-0	0-0	0 0 0	1	2	0	0	0	0	3			
Team					3 1 4										
Totals		31-63	4-16	13-14	6 32 38	23	79	13	6	1	8	200			

FG % 1st Half: 16-36 44.4% 2nd half: 15-27 55.6% Game: 31-63 49.2%
 3FG % 1st Half: 3-10 30.0% 2nd half: 1-6 16.7% Game: 4-16 25.0%
 FT % 1st Half: 4-4 100.0 2nd half: 9-10 90.0% Game: 13-14 92.9%

Deadball
Rebounds
0

Southern Utah 49 • 6-7

#	Player	Total		3-Ptr		Rebounds			PF	TP	A	TO	Blk	Stl	Min
		FG-FGA	FG-FGA	FT-FTA	FT-FTA	Off	Def	Tot							
10	Calloway, Jacob	0-3	0-3	0-0	0 1 1	0	0	1	0	0	1	0	0	0	14
25	Morgan, Dwayne	8-17	2-3	4-6	2 9 11	4	22	0	3	1	0	30			
04	Marin, Dre	0-6	0-2	6-6	2 2 4	2	6	3	1	1	1	28			
12	Cohee, Jadon	0-5	0-1	0-0	0 2 2	1	0	1	3	0	0	21			
05	Lyons, Jordan	0-0	0-0	0-0	0 0 0	1	0	1	0	0	0	4			
14	McGee, James	2-8	2-4	2-3	0 3 3	1	8	1	3	0	0	30			
15	Aytes, Jamal	1-7	0-0	3-4	2 4 6	2	5	0	2	0	1	21			
22	Madunic, Ivan	1-3	0-1	0-0	1 3 4	1	2	0	1	1	0	16			
33	Johnson, Matthew	0-1	0-1	0-0	0 0 0	1	0	1	0	0	0	16			
34	Musoko, Christian	2-6	0-0	0-2	3 2 5	1	4	0	0	0	0	18			
44	Swallow, Joel	1-1	0-0	0-0	0 0 0	0	2	0	1	0	0	2			
Team					5 1 6										
Totals		15-57	4-15	15-21	15 27 42	14	49	7	15	3	2	200			

FG % 1st Half: 6-26 23.1% 2nd half: 9-31 29.0% Game: 15-57 26.3%
 3FG % 1st Half: 1-7 14.3% 2nd half: 3-8 37.5% Game: 4-15 26.7%
 FT % 1st Half: 7-10 70.0% 2nd half: 8-11 72.7% Game: 15-21 71.4%

Deadball
Rebounds
1

Officials: Scott Brow, Mark Cook, Mike Ojeda
 Technical fouls: Montana-None. Southern Utah-None.
 Attendance: 1263

Score by periods	1st	2nd	Total
Montana	39	40	79
Southern Utah	20	29	49

Points	In	Off	2nd	Fast	Bench
UM	38	21	4	8	22
SUU	18	2	5	0	17

Score tied - 2 times.
 Lead changed - 1 time.

Last FG - UM 2nd-01:36, SUU 2nd-00:22.
 Largest lead - UM by 34 2nd-01:36, SUU by 2 1st-19:06.
 UM led for 36:28, SUU led for 01:49. Game was tied for 01:43.

MONTANA STYMIES SOUTHERN UTAH TO BEGIN CONFERENCE 2-0

CEDAR CITY, Utah – Day by day, the Montana men's basketball team continues to find its form and become closer to the team Travis DeCuire envisions. That continued on Saturday afternoon as the Grizzlies raced out to a 25-point first half lead en route to a 79-49 road win at Southern Utah.

"Our energy, our enthusiasm is at a high level right now," DeCuire said. "We're playing together on both sides of the ball."

After alternating baskets through the first couple minutes, Montana went on an 11-2 run to create some separation, including eight early points from junior Jamar Akoh. That stretch ballooned to a 33-6 run, as the Grizzlies held Southern Utah without a field goal for 12 minutes, 42 seconds and the Thunderbirds missed 16 consecutive shot attempts.

"Our on-ball coverage is tough for some teams right now," DeCuire said. "I think they had a hard time finding open guys. What they were looking for in the post, we doubled them so they couldn't go one on one. What they were looking for in ball screens really wasn't there. They were forced to make some one-on-one plays that we rotated very well."

"When we scrap like that and hustle like that together, it's going to be hard for teams to get shots."

At one point during the run, Ahmaad Rorie scored 16 of 18 Grizzlies points, with the junior making 6-of-7 shot attempts, including a pair of three-pointers.

The offense was on point – nine different scorers combined to shoot 49.2 percent – but the defense was the story.

Southern Utah was coming off of its best non-conference record in more than a decade and was 5-1 on its home court. The Thunderbirds entered the contest ranked among the nation's leaders for scoring, averaging 81.7 points per game, including 99 on Thursday vs. Montana State. The 49 points were a season low by 14 points, marking the second time in three games that Montana has held its opponent to a season-low point total.

The Grizzlies also limited the Thunderbirds to 15 made field goals on 26.3 percent shooting. Both of those categories were also season lows for Southern Utah and a Montana opponent. It marks the second consecutive game that the Grizzlies have set a season best for fewest field goals allowed and lowest field-goal percentage; Northern Arizona made just 16 field goals on 32.7-percent shooting on Thursday.

"Defense wins," DeCuire said. "We always put 'D' up for defense, and next to the 'D' we put 'deflections'. Right now, we're competing with desperation, and that's kind of been our motto the last four or five games."

Another category the Thunderbirds excel in is securing the ball. Their 11.4 turn-overs-per-game average ranked 33rd nationally, but Montana forced them into 15 turnovers, converting them into 21 points.

On the flip side, the Grizzlies turned the ball over a season-low six times and made 13-of-14 free throws.

"We're the aggressor right now, and if we continue to play that way, I think we'll make it tough on teams," DeCuire said.

Rorie scored a team-high 20 points, reaching that plateau for the eighth time this season. Akoh (12 points) and Michael Oguine (11) were also in double figures, while Timmy Falls had nine and Fabijan Krslovic and Sayeed Pridgett had eight apiece. Bobby Moorehead had a season-high-tying nine rebounds, while Pridgett added four assists and two steals.

"No letdowns," DeCuire said of his team's second-half mindset. "We wanted to stick to the script, continue to compete and play hard. We wanted to win each of the four-minute segments, and we did that."

The Grizzlies made eight of their first 11 shots to open the second half, shooting 55.6 percent overall in the second period. Despite emptying its bench, Montana led by as many as 34 points in the closing minutes.

Montana will now return home atop the Big Sky standings at 2-0. The Grizzlies have won four of their past five games overall and are unbeaten at Dahlberg Arena this season. Tipoff vs. North Dakota is slated for 7 p.m. on Thursday.

"I don't know how many teams will sweep this trip," DeCuire said. "It's tough. We're off to a good start, but we have to maintain our focus and continue to get better."




Twitter

@MontanaGrizBB #GrizHoops
 @UMGrizzlies #FightUniteWin
 #GoGriz



Facebook

@MontanaGrizBB
 @UMGrizzlies



Instagram

@UMGrizzlies



YouTube

Griz TV

www.GoGriz.com



MONTANA BASKETBALL



UNBEATEN GRIZ RETURN HOME TO HOST DEFENDING CHAMPS

Coming off of two of their best performances of the season, the Montana Grizzlies return home to host North Dakota and Northern Colorado in Big Sky Conference action. North Dakota won the 2016-17 Big Sky title while Northern Colorado is currently tied with Montana atop the league standings.

Both Montana and North Dakota rank among the nation's leaders for turnovers forced, with the Grizzlies averaging 17.6 turnovers per game (15th in NCAA) and the Fighting Hawks averaging 8.6 steals (25th).

North Dakota is led by one of the league's top players, Geno Crandall. Crandall, a 2016-17 All-Big Sky second-team selection and preseason all-conference pick, averages 16.6 points on .476 shooting, in addition to 2.1 steals per game. He is one of six players in the Big Sky to rank in the top 15 for scoring and steals; Montana's Ahmaad Rorie and Michael Oguine are two of the others.

The Fighting Hawks have five players averaging double figures for scoring, including Dale Jones, who has posted 10.8 points and 7.2 rebounds per game.

While North Dakota excels in forcing turnovers, the rest of the Fighting Hawks' defense has struggled. They rank 334th nationally for both opponent scoring (82.2 points per game) and rebounding (31.6 per game) and 344th for opponent field-goal percentage (.500).

Montana has won four of its past five games, allowing just 62.6 points per game during that span. The Grizzlies opened Big Sky Conference action with back-to-back road wins over Northern Arizona and Southern Utah, holding both opponents to season lows for field-goal percentage. Additionally, the Grizzlies are a perfect 5-0 at home this season.

SERIES VS. THE FIGHTING HAWKS

Montana and North Dakota have played 20 times, with the Grizzlies holding a dominant 15-5 record, including a 9-1 mark in Missoula.

Like Northern Arizona and Southern Utah – Montana's first two opponents to begin conference play – Travis DeCuire has never lost to North Dakota. He enters Thursday with a 5-0 mark against the Fighting Hawks, winning all three meetings in Missoula. In fact, Montana has won eight of the last nine contests overall, and 15 of 18 since beginning the series with back-to-back losses.

The two teams first met in 1929-30, and then again twice in the 1940s and in four consecutive seasons in the 1960s. They wouldn't play again until 2008-09 and 2009-10 – both Griz wins in Missoula – and have played at least once each of the past seven seasons since North Dakota joined the Big Sky Conference.

Fabijan Krslovic has played in all five games of Montana's win streak over North Dakota, averaging 7.6 points and 5.0 boards per contest. Most recently, in a win last season in Grand Forks, Krslovic had a double-double with 16 points and 10 rebounds.

SCOUTING NORTH DAKOTA

- North Dakota is 4-9 on the season, including 0-2 in Big Sky action. The Fighting Hawks have lost seven consecutive games overall and are 0-5 in true road contests.
- Four of UND's losses have been by single digits, including an overtime

loss at Gonzaga.

- UND ranks 25th nationally, averaging 8.6 steals per game.
- On the flip side, the Fighting Hawks rank last in the conference for field-goal defense, three-point field-goal percentage, rebounding and blocked shots, and 11th out of 12 teams for scoring defense and three-point field-goal defense.
- Junior Geno Crandall ranks 11th in the Big Sky for points (16.6 per game) and third for steals (2.1).
- Dale Jones is averaging 7.2 rebounds per game (third in BSC), in addition to 10.8 points.
- Conner Avants is shooting .555 (seventh in BSC). He also ranks 12th for rebounding (5.6 per game).
- UND went 22-10 (14-4 BSC) in 2016-17, winning the regular-season and tournament titles. The Fighting Hawks returned two starters and six letterwinners from that squad.
- Brian Jones is in his 12th season in Grand Forks.

STARTING STRONG

Montana opened Big Sky Conference action with back-to-back victories, defeating Northern Arizona and Southern Utah on the road. The Grizzlies have begun conference play at least 2-0 three times during Travis DeCuire's four seasons, including a 6-0 start during the Grizzlies' 2015-16 championship season.

SEASON LOWS

Montana's defense held Northern Arizona to season lows for field goals (16) and field-goal percentage (.327). Both figures were season lows for UM opponents this season. Those marks lasted just two days, however, as the Griz defense was again dominant two days later. Southern Utah was held to 49 points, 15 field goals and .263 shooting.

The 49 points and 15 field goals were the fewest by an opponent since North Dakota scored 46 on 15-of-56 shooting on March 3, 2016. The field-goal percentage was the lowest by an opponent since Montana State shot .259 on Jan. 17, 2015.

BACK-TO-BACK

After winning back-to-back games to open the season (Nov. 10 and 13), Montana alternated wins and losses over its next nine games before winning back-to-back contests vs. UC Riverside and UC Irvine (Dec. 17 and 19). The Grizzlies have once again picked up consecutive wins at Northern Arizona and Southern Utah.

ROAD STREAK

After losing four consecutive road games, Montana has strung together back-to-back wins on the road, defeating Northern Arizona (Dec. 28) and Southern Utah (Dec. 30). It marks the team's first road winning streak since closing the 2016-17 regular season with victories at Weber State and Idaho State.

HOME SWEET HOME

The Grizzlies hold a perfect 5-0 mark at home this season. Over the past two decades, Montana has begun a season with five or more consecutive home wins three times, including twice in the past three seasons under Travis DeCuire.

Montana has won more than 80 percent of its contests in Dahlberg Arena over the past decade, going 109-25 (.812) since the start of the 2008-09 season. All-time, the Grizzlies boast one of the best home-court advantages, going 683-240 (.740) in their home arena.



MONTANA BASKETBALL



50-PLUS

In each of its last four homes games, Montana has made at least 50 percent of its shots, shooting 56 percent vs. Carroll (Nov. 26), 52 percent vs. CSUN (Dec. 3), 50 percent vs. UC Riverside (Dec. 17) and 53 percent vs. UC Irvine (Dec. 19). During those four games, the Griz are averaging 83.75 points per game and a 15.75 margin of victory.

BE LIKE MIKE

Junior guard Michael Oguine, a third-team All-Big Sky selection in 2016-17, scored in double figures in the first 11 games of the season, including 29 in a win at Pitt (Nov. 13).

Oguine ranks second on the team for scoring (14.1 points per game). He ranks second on the team for assists (29), steals (20) and blocked shots (11), and despite standing at just 6-2, ranks third for rebounding, averaging 4.7 boards per game.

AKOH TAKING OVER

The Grizzlies had high hopes for Jamar Akoh, a transfer from Cal State Fullerton who redshirted a year ago. In his first two games, however, he combined for just four points and two rebounds, being limited to 28 total minutes due to foul trouble.

Since those first two games, Akoh has begun to take over down low, averaging 14.2 points and 7.4 rebounds, shooting 60.6 percent. He has 10 double-figure scoring games during that 12-game span, including three double-doubles. Over the past five games, he's averaged 18.4 points and 8.0 rebounds per game, including a career-high 23 points on two occasions.

ALL-AROUND RORIE

Ahmaad Rorie played in all 40 minutes vs. UC Santa Barbara and ranks 36th nationally for minutes played per game (36:08). He also ranks highly, however, for points (18.4 per game) and steals (21 per game). In fact, Rorie is one of 18 NCAA Division I players to average at least 18.0 points and 1.5 steals per game.

MORE MOOREHEAD

Bobby Moorehead struggled offensively for much of his sophomore season in 2016-17, averaging 3.9 points per game on .320 shooting. The junior has turned things around in 2017-18, however, ranking fourth on the team for

points (9.0), second for minutes played (33.4) and shooting at a .390 clip.

In Montana's recent win over UC Riverside (Dec. 17), he scored six points in a 10-second span to spark a 17-0 Griz scoring run. In the previous game, at Georgia State (Dec. 9), Moorehead hit back-to-back three-pointers to get the Griz within a single possession. At Stanford (Nov. 29), he scored 11 consecutive UM points in the second half to give the Griz a 40-37 advantage.

He is the team leader for three-pointers (26), ranks third for assists (19) and blocked shots (10), and fourth for rebounding (5.1 per game) and steals (15).

TRENDING

- Montana is undefeated at home this season (5-0).
- The Grizzlies are a perfect 9-0 when leading at halftime compared to 0-5 when trailing.
- Montana is 7-1 when opponents score fewer than 70 points, with the exception coming in a three-point loss at Washington.
- Montana is 5-1 when shooting more free throws.

FORCING TURNOVERS

Montana has forced more turnovers than its opponents nine times this season, also tying Penn State with 15 apiece. The Grizzlies' aggressive defense, which focuses on getting deflections, ranks 15th nationally with 17.6 turnovers forced per game and 28th nationally with a +4.0 turnover margin.

On three occasions, Montana has forced 20 or more turnovers in a game, and in a win at Pitt (Nov. 13), the Grizzlies forced the Panthers into 19 turnovers, converting them into 30 points – an average of 1.58 points per turnover.

CRASHING THE GLASS

Montana has out-rebounded its opponents in 11 of its last 13 games, which is particularly impressive considering four of those contests have come against Power-5 teams and another came against a UC Irvine team that ranked No. 2 nationally for total rebounds.

Well over one-third of Montana's rebounds have come from the offensive end (36.3 percent). That number was 28.6 percent a year ago. Michael Oguine has more offensive boards (32) than defensive (31), as does freshman Karl Nicholas (24 to 16). Prior to their game at Southern Utah (Dec. 30), the Grizzlies out-rebounded their opponents 134-69 on the offensive glass over a nine-game span. They are averaging 13.29 offensive rebounds per game

2017-18 BIG SKY CONFERENCE STANDINGS

School	Conf.	Pct.	Overall	Home	Away	Neutral
Northern Colorado	2-0	1.000	11-4	6-1	2-3	W2
Montana	2-0	1.000	9-5	5-0	3-4	W2
Montana State	2-0	1.000	9-6	4-1	3-5	W2
Idaho State	1-0	1.000	6-6	4-1	2-5	W2
Sacramento State	1-0	1.000	4-10	4-1	0-5	W1
Idaho	1-1	0.500	9-5	4-1	3-3	L1
Eastern Washington	1-1	0.500	6-9	3-0	2-8	W1
Portland State	0-1	0.000	10-4	4-0	5-2	L1
Weber State	0-1	0.000	7-6	6-1	0-2	L1
Southern Utah	0-2	0.000	6-7	5-2	1-5	L3
North Dakota	0-2	0.000	4-9	2-4	0-5	L6
Northern Arizona	0-2	0.000	3-12	1-4	2-6	L2

* Through games played on Wednesday, Jan. 3

PRONUNCIATION GUIDE

Jamar Akoh	uh-KOH
Admir Besovic	ad-MEER BAY-sho-vich
Niko Bevens	nee-ko bev-ins
Travis DeCuire	dee-cure
Lars Espe	ES-peh
Jay Flores	floor-es
Fabijan Krslovic	fah-bee-on kris-low-vick
Michael Ogunie	oh-GEE-nay (G like go)
Sayeed Pridgett	sigh-EED prid-jit
Ahmaad Rorie	uh-MOD ROAR-ee
Trever Spoja	SPOY-uh
Rachi Wortham	rah-SHEE WORTH-am



MONTANA BASKETBALL



this season (28th in NCAA). Nearly one-fifth of Montana's points have been second-chance opportunities (189 points; 18.2 percent).

STOUT DEFENSE

Montana ranks in the top-100 nationally for the majority of defensive statistical categories:

- 17.6 turnovers forced per game: 15th in NCAA (2nd in BSC)
- +4.0 turnover margin: 28th (2rd)
- 7.9 steals per game: 51st (3rd)
- 67.8 points allowed per game: 89th (3rd)
- 4.3 blocked shots per game: 90th (1st)
- +4.1 rebounding margin: 91st (2nd)

WELL CONDITIONED

Entering January, Montana had three players who averaged at least 33:00 minutes played per game. Ahmaad Rorie was averaging 36:36 per game, including all 40 vs. UC Santa Barbara (Nov. 21). Fellow juniors Bobby Moorehead (33:50) and Michael Oguine (33:00) were also among the nation's leaders. In fact, Montana was one of 14 Division-I schools nationally to have three players average 32:50 per game or better. All three averages ranked in the top 10 in the Big Sky.

Montana has used a small rotation, with just eight players averaging at least 10 minutes per game and six with more than 13. Twelve different Grizzlies played at Penn State (Nov. 15), but just six played more than 7 minutes. It was the same two nights prior at Pitt (Nov. 13), as Travis DeCuire used the same five players throughout the final 7:34 of the second half and all 5 minutes of overtime.

NON-CONFERENCE SUCCESS

Montana closed its non-conference season with a winning record (7-5) for the first time in six seasons. In fact, despite a storied history that is littered with conference championships and postseason berths, this season marks just the fifth time since the turn of the century that the Grizzlies have posted a winning non-conference mark. The other times were in 2005-06, 2009-10, 2010-11 and 2011-12 – with Montana advancing to the NCAA tournament three of those seasons and the CBI in 2011.

The feat is even more impressive considering the level of competition Montana has faced thus far. The Grizzlies have played four Power-5 opponents (Pitt, Penn State, Stanford and Washington, all on the road). The Grizzlies also played six of their first nine games away from home, with an additional road game at No. 23 UCLA being canceled once the team was already on site. In addition to the Power-5 opponents, UC Santa Barbara is off to a 10-3 start while UC Irvine was predicted to win the Big West and Georgia State was selected to finish second in the Sun Belt.

NARROW DEFEATS

Montana finished non-conference play with its first winning record in six seasons, but the Griz can't help but wonder, 'What if?' as well. Of Montana's five losses, the Grizzlies have led or been within a single possession late in the second half in all five.

- At Penn State (Big Ten), Montana held early leads and was within a single possession, 58-55, with under 4 minutes to play.
- In the championship game of the Legends Classic Malibu Region, Montana overcame a 18-point deficit to take the lead, including 48-46 with 12:51 remaining.
- At Stanford (Pac-12), Montana held multiple second-half leads, including by as many as six points, 50-44, with under 10 minutes on the clock.
- Montana overcame a 17-point halftime deficit at Georgia State, tying

the game and having the ball with under a minute to play.

- At Washington (Pac-12), Montana led with 4:16 to play and had the chance to tie the game with two free-throw opportunities with 5.1 seconds left on the clock.

ROAD WARRIORS

The Grizzlies have already traveled more than 12,000 miles – taking two trips to the East Coast, three flights to the state of California and one to nearby Seattle. Through the first 30 days of the regular season, Montana was on the road for 19 of them.

- Following a season-opening win over Whitworth (Nov. 10), Montana was on a plane nine hours later for a six-day trip to the state of Pennsylvania (Nov. 11-16).
- After back-to-back games against Power-5 opponents (Pitt and Penn State), Montana had two home practices before flying to California to continue the Legends Classic (Nov. 19).
- The Grizzlies returned from California and had two practices in Missouri to prepare for Carroll (Nov. 26).
- Montana had just one day in between its game against Carroll and flying to Stanford (left on Nov. 28).
- Montana returned from its trip to Stanford and had two home practices before hosting CSUN (Dec. 3).
- Following its win over CSUN, the Grizzlies had one day at home before flying to UCLA and Georgia State for a six-day road trip (Dec. 5-10).

DYNAMIC DUO, PART I

Junior guards Michael Oguine and Ahmaad Rorie enter Saturday's contest each averaging more than 14.0 points per game, both ranking in the top 300 of all NCAA Division I scorers.

Oguine has scored in double figures in 13 games, while Rorie has accomplished the feat 12 times – including 20-plus on seven occasions.

HEARTBREAK VS. THE HUSKIES

Montana had several chances at an additional non-conference victory over a Power-5 program, taking Washington down to the wire (Dec. 22). In the three-point loss, Montana held multiple second-half leads, including with under 4 minutes to play.

Despite the loss, Montana out-rebounded the Huskies, 41-27, including 20-6 on the offensive glass. The Grizzlies also had 12 assists compared to Washington's four, and converted 18 turnovers into 24 points. Washington, however, got to the free-throw line 21 times compared to just six for Montana.

DOMINANT DEFENSE

Two nights after Montana's defense held UC Riverside to 38.5-percent shooting (a season low for a UM opponent), the Grizzlies' strong defense was on full display. In an 18-point win over UC Irvine (Dec. 19), Montana's defense forced 15 turnovers, including three shot-clock violations and two 10-second whistles. On offense, the Grizzlies shot better than 50 percent and scored a season-high-tying 86 points. Afterward, Travis DeCuire said his team's performance was the best of the season, and perhaps the best he's seen his team play in his four years as head coach.

"Tonight is the first time we've put 40 minutes together on both sides of the ball," DeCuire said. "Our energy and the way we played together, and the way we executed on both sides of the ball, was incredible. I don't know that we've played this well as a group, as a unit, since I've been here."



MONTANA BASKETBALL



HONORING DELVON

Prior to Montana's game vs. UC Irvine (Dec. 19), the Grizzlies recognized former player Delvon Anderson, who passed away in August at the age of 47. His family was on the court during a video ceremony and DeCuire and former head coach Blaine Taylor presented them with the Legend of the Game plaque – an award given to a former player or coach from each participating team in the 2017 Legends Classic tournament.

DeCuire and Anderson played together in the early 1990s and Taylor was their coach. He is Montana's winningest coach in school history (.680 winning percentage) and is now an assistant coach at UC Irvine. During Anderson's two-year career at Montana, the Grizzlies won back-to-back Big Sky Conference championships. He was the conference MVP as a senior in 1992.

Throughout the season, players have worn No. 24 warmup jerseys, honoring Anderson. Additionally, a black stripe has been displayed on the left shoulder of all jerseys, recognizing Anderson and former head coach Jud Heathcote.

FRESHMAN FALLS

Timmy Falls scored 12 points through Montana's first 10 games of the season before breaking out vs. UC Irvine (Dec. 19). The freshman played 22 minutes off the bench and scored 14 points, including 4-for-4 shooting from three-point range. Falls also had several no-look passes and took a charge on defense. He has set a career high for minutes played each of the past four contests.

RUNNING FROM THE START

Montana led start to finish in its win over UC Riverside (Dec. 17), using a 9-0 run to begin the game and a 17-0 run early in the second half. The Grizzlies held the Highlanders without a basket for the first 6 minutes, 20 seconds, jumping out to a comfortable lead. After UC Riverside scored on its first shot attempt of the second half, the Grizzlies held them without a point for 6:23, going on 17-0 run. Montana led by as many as 29 points in the game and never trailed, holding the Highlanders to 38.5-percent shooting, a season low for a UM opponent, including 21 first-half points.

BUCKING THE TREND

Penn State entered its Nov. 15 contest vs. Montana ranked seventh nationally, averaging 13.0 steals per game. The Grizzlies protected the ball, however, limiting the Nittany Lions to just three steals. A week later vs. UC Santa Barbara, Montana was going up against a Gauchos squad that ranked fifth nationally, turning the ball over just 8.0 times per game. The Griz defense was active and stingy, forcing UCSB into 21 turnovers – nearly three times its season average.

Montana once again bucked the trend against UC Irvine (Dec. 19), out-rebounding the Anteaters, 37-29, despite UC Irvine entering the contest ranked No. 2 nationally for rebounding (42.3 per game). It was held to its lowest total of the season.

FINALLY A SATURDAY

Montana will play at least 11 games on Saturdays this season – more than any other day of the week. However, the Grizzlies didn't play a Saturday game until Dec. 9, a full month into the season. Only Oklahoma played more games to begin the season without a Saturday game.

GAME CANCELED

Montana was scheduled to play five teams from Power-5 conference this season, but the Grizzlies' contest at UCLA (Dec. 6) was canceled due to wildfires that were spreading throughout the area and shut down UCLA's

campus. The Griz held one practice at Pauley Pavilion and scheduled another at a nearby gym in Los Angeles, before departing for Atlanta to take on Georgia State. Ironically, there were talks of that game being canceled as well when a rare snowstorm took over the southern region of the United States and closed Georgia State's campus.

NICHOLAS FINDING HIS FORM

Travis DeCuire had high expectations for Karl Nicholas, but the freshman was limited early in the season due to foul trouble. Through his first three career games, Nicholas averaged just 7.7 minutes per game, picking up four fouls in each contest.

The Texas native had a breakout week in Malibu, Calif., however, playing 18 minutes vs. Oral Roberts (Nov. 20) and 28 minutes vs. UC Santa Barbara (Nov. 21). Nicholas averaged 10.5 points per game over the two contests, connecting on 10 of 15 shot attempts. He also added nine rebounds in the two games.

CLUTCH RORIE

Junior guard Ahmaad Rorie has scored in double figures nine times this season, averaging 18.8 points per game. The point total is impressive, but more impressive is when he is scoring. Six of Rorie's 18 points at Pitt (Nov. 13) came in the overtime period, while two nights later at Penn State (Nov. 15), he had four points, a steal and an assist during a 9-0 UM run to cut the Grizzlies' deficit to a single point, 51-50, midway through the second half.

The all-conference performer was on full display again vs. Oral Roberts (Nov. 20), scoring a team-high 18 points, in addition to six assists and three steals. Trailing 17-16 with 8 minutes to play in the first half, Montana closed the half on a 15-6 run. Rorie had nine points and two assists during that run, contributing to six of UM's eight made field goals. He was again clutch late, knocking down both free-throw attempts with 22 seconds to play to increase Montana's lead to two possessions.

Rorie was named to the Legends Classic Malibu Region All-Tournament team after playing 75 of 80 minutes and totaling 38 points, 12 assists, seven steals and six rebounds.

OGUINE RECOGNIZED BY COLLEGE SPORTS MADNESS

Junior guard Michael Oguine was the College Sports Madness Big Sky Player of the Week for games played Nov. 13-19. Oguine scored a career-most 29 points in a signature victory at Pitt (Nov. 13) and then two days later at Penn State (Nov. 15), totaled 15 points and grabbed seven boards in a narrow loss to the Nittany Lions.

A SIGNATURE VICTORY

After coming close, but not close enough, multiple times against Power-5 teams, Montana finally got over the hump and knocked off Pitt on Nov. 13 in Pittsburgh. The win snapped Montana's 14-game losing streak against Power-5 schools and was the school's first since 2010. It marked Montana's first over a team currently in the ACC since 1966.

Montana led for nearly 24 minutes against Pitt, including by as many as seven points. Below are key stats that led the Grizzlies to their signature victory:

- Montana forced Pitt into 19 turnovers, turning them into 30 points.
Two of the turnovers were offensive charges, one taken by Karl Nicholas and another by Fabijan Krslovic. Krslovic finished with a team-most nine rebounds, two blocked shots and two steals.
- Montana out-rebounded Pitt, 39-38, including 14-12 on the offensive glass.
- The Grizzlies held the lead for 23:46, compared to 14:07 for the Panthers.



MONTANA BASKETBALL



- Montana overcame foul trouble – three players finished the game with four fouls – and a slow start at the free-throw line. The Grizzlies began the game just 4-for-11 from the charity stripe before finishing 12-of-14 down the stretch – including 10 makes in a row at one point – to put the game out of reach.
- After trailing by a game-most seven points, 28-21, with under 5 minutes to play in the first half, Montana closed the half on a 16-7 run to head into the intermission leading by two, 37-35.
- The Grizzlies started the game 0-for-7 from three-point range before Ahmaad Rorie hit back-to-back threes late in the first half. Bobby Moorehead followed with two more, giving the Grizzlies 12 consecutive points off of three-pointers and a 33-32 advantage.
- Trailing by four, 69-65, with under 3 minutes to play, Montana went on an 8-2 run over the next 2 minutes to take a 73-71 advantage. Oguine scored all eight points for the Griz.
- After alternating baskets to begin overtime, Montana scored to take a 79-77 lead and then held Pitt without a made field goal over its final three attempts.

PARTIAL ARRIVAL

Montana's win at Pitt (Nov. 13) was huge for the program. The Grizzlies knocked off an ACC team that has played in 13 of the last 16 NCAA tournaments, on its home court no less. Pitt entered the contest with a 135-5 all-time mark in non-conference games at the Petersen Events Center and had never lost a home opener in the building.

The victory, however, will mean little if the team doesn't use it as a springboard into the rest of the season, particularly in March.

"We want to win these games in November so we can win these games in March," Travis DeCuire said afterward, noting that he schedules games like these in order to prepare his team for Big Sky Conference action and, hopefully, the postseason.

BIG-GAMER OGUINE

Junior guard Michael Oguine scored a career-high 29 points in Montana's win at Pitt (Nov. 13), but more impressive than the 29 points or team-most five assists was the fact that Oguine took over when it mattered most.

He scored 16 of his points in the final 8:32 of regulation, including Montana's final 10 points overall. Trailing 67-63 with 4:32 to play, Oguine outscored Pitt's entire team, 10-4, to give Montana a two-point lead in the final minute of regulation.

"Mike's one of those guys where when he's mad he's better," Travis DeCuire said. "If he thinks it's time to put everybody on his back, he's going to get it done. He carried us when we needed him to."

100 AND COUNTING

Nov. 13 was a special night for the Montana basketball program, but for two Grizzlies in particular.

Fabijan Krslovic played in his 100th consecutive game. The senior from Australia has played in every UM game since the start of the 2014-15 season (now 112, including 96 starts). Additionally, the game against Pitt was Travis DeCuire's 100th game as head coach. The former Griz player was 59-41 following the signature victory, the fifth-best mark through 100 games out of Montana's 25 head coaches. DeCuire has led Montana to a 2014-15 regular-season conference title and back-to-back appearances in the Big Sky Conference tournament championship game (2015 and 2016).

STARTING STRONG

Montana's wins over Whitworth (Nov. 10) and Pitt (Nov. 13) gave the Grizzlies their first 2-0 start to a season since the 2009-10 squad began the year with three consecutive wins. That team finished with a 22-10 record, winning a Big Sky championship and advancing to the NCAA tournament.

WORKING OVERTIME

Montana won its first overtime game in nearly two years on Nov. 13, defeating Pitt, 83-78. Prior to that, Montana's last overtime victory was a double-overtime win at Northern Arizona on Dec. 31, 2015. The Grizzlies lost both overtime contests in 2016-17.

GOING SMALL

One of the expected strengths to Montana's roster this year is its height compared to a year ago. The Grizzlies have three players listed at 6-8 or taller compared to just one a year ago (UM also has three players 6-8 or taller who are redshirting this season).

However, several times this season Travis DeCuire has gone with a smaller lineup. The smaller unit allowed Montana to go on a second-half run in its season opener vs. Whitworth (Nov. 10) and has allowed the team to spread the ball better and quicker.

HOME-OPENING SUCCESS

With Montana's win over Whitworth (Nov. 10), the Grizzlies improved to 15-3 in home openers since the turn of the century.

DEBUTING

Montana's season opener vs. Whitworth (Nov. 10) marked collegiate and UM debuts for several Grizzlies. Junior Jamar Akoh, a transfer from Cal State Fullerton, earned the start. Also seeing consistent time were freshmen Timmy Falls and Karl Nicholas. In the final minute of the game, Travis DeCuire inserted Admir Besovic, Niko Bevens and Lars Espe.

DEFENSE WINS CHAMPIONSHIPS

The offense had been clicking, but the defense needed work. That was Travis DeCuire's assessment through the first month of practices and scrimmages, leading up to Montana's exhibition contest vs. Saskatchewan (Nov. 6).

DeCuire saw his team's ability to get stops, as Montana held Saskatchewan to 26-percent shooting in an 85-44 exhibition victory at Dahlberg Arena. Leading by just two, 25-23, with under 8 minutes to play in the first half, Montana went on a 36-4 run over the next 14 minutes – extending across both periods – and did not allow a field goal during that span. The Huskies were 0-for-18 from the floor with 11 turnovers during that stretch. On the evening, Montana forced 12 steals and blocked a dozen shots.

ANDERSON SIGNED

Montana signed Mack Anderson to a National Letter of Intent on Nov. 8. The Bozeman native selected Montana over offers from Montana State and Air Force, and after visiting Boise State and Denver.

Anderson averaged nearly two blocks per game during the 2017 state tournament, helping Bozeman High School to a runner-up finish at the Montana Class 2A state tournament. After mostly talking with NAIA schools, Anderson burst onto the scene over the summer while playing for Montana Elite.

LOOKING AHEAD

Montana hosts Northern Colorado on Saturday, one of three unbeaten teams after the first week of Big Sky action. Tipoff is slated for 7 p.m.



MONTANA BASKETBALL



PRESEASON NOTES

RETURNING TALENT

The Grizzlies have the pieces to contend this season, returning three of their four consistent starters from 2016-17, in addition to a pair of guards – Sayeed Pridgett and Bobby Moorehead – who each started about one-third of last year's contests.

In total, Montana returns the majority of its production in all aspects of the game, bringing back its top two scorers, and four of its top five. On the other end of the floor, Montana had six players with 90 or more rebounds a year ago; five of them are back on the court.

NEW GUYS COMING IN

While Montana returns the majority of its production from a year ago, the team also turned over roughly half of its roster, with several newcomers expected to slide in and fill roles immediately. The Grizzlies signed six freshmen, in addition to sophomore JUCO transfer Niko Bevans.

- **Admir Besovic** – Originally from Bosnia and Herzegovina, has spent the past two seasons at the Virginia Episcopal School in Lynchburg, where he averaged 11.2 points and 6.8 rebounds last year as a team captain.
- **Niko Bevans** – As a freshman at North Idaho College, led the Cardinals to an NWAC Eastern Conference championship by making 50 percent of his three-point attempts.
- **Lars Espe** – 2016-17 Young Player of the Year in the BLNO, Norway's premier professional basketball league.
- **Timmy Falls** – 2016-17 East Bay Athletic League MVP.
- **Peter Jones** – Played in 26 games as a senior at O'Dea High School, averaging 4.8 points per game.
- **Kelby Kramer** – No. 2 prep prospect from the state of Wyoming, being named to USA Today's All-USA Wyoming Boys Basketball Team
- **Karl Nicholas** – As the 17th-best prep prospect from the state of Texas, was named the 2016-17 Texas District 22-6A MVP.

DYNAMIC DUO, PART II

Montana boasts one of the top duos in the Big Sky with junior guards Ahmaad Rorie and Michael Oguine. The two combined to score well over one-third of the team's points a year ago, also ranking No. 1 and 2 for minutes played.

A transfer from Oregon, Rorie made a name for himself during his first season in the league, earning second-team All-Big Sky honors. He started all 31 contest, and led the Grizzlies in minutes (32.5 per game), points (17.6), assists (97), field goals made (192), three-pointers (63) and free-throw percent-age (.833). His 1.2 assist-to-turnover ratio helped Montana have the 12th-fewest turnovers in Division I in 2016-17.

After recording the second-most points ever for a Montana freshman, Oguine followed up his debut season with an even better sophomore campaign. He averaged 11.9 points per game – including 13.3 during conference play – and shot .481 from the floor. He ranked second on the team for points, re-bounds (6.0 per game) and steals (37), and earned third-team all-conference honors.

Both players have been named to various publications' preseason all-conference teams, with Rorie being one of six players selected to the official preseason All-Big Sky team voted on by the league's coaches.

FABULOUS SENIOR

Montana's lone senior is Australian Fabijan Krslovic, who entered the season having played in 100 consecutive games – starting 83. Krslovic was Montana's top rebounder in 2016-17, with more than one-third of his boards coming on the offensive glass. He also led Montana with 15 steals and 20 blocked shots and was one of just three Big Sky players to rank in the top 15 in the conference for both categories.

Krslovic will admit he's not the most athletic player on the court, but he's consistent and is the glue of the team, according to the coaching staff. After being forced to be more of a center last year because of Montana's lack of height, he will now transition into a more natural role as a 6-8 forward.

ADDED HEIGHT

A year ago, Fabijan Krslovic (6-8) was the Grizzlies' tallest player, which forced him to play a different role

RETURNING PRODUCTION

Category	% Returning
Rebounding	68.1%
Steals	67.4%
Blocked Shots	65.9%
Points	62.1%
Assists	59.9%

BSC PRESEASON POLLS

COACHES' POLL

Place	Team	Points
1.	Idaho	117 (10)
2.	Weber State	103 (1)
3.	Montana	101
T-4.	Northern Colorado	83 (1)
	Montana State	83
6.	North Dakota	71
7.	Eastern Washington	65
8.	Portland State	55
9.	Sacramento Sate	48
10.	Idaho State	25
11.	Northern Arizona	23
12.	Southern Utah	19

MEDIA POLL

Place	Team	Points
1.	Idaho	211 (12)
2.	Weber State	195 (3)
3.	Montana	188 (3)
4.	Montana State	180
5.	North Dakota	146 (1)
6.	Eastern Washington	144
7.	Northern Colorado	106
8.	Sacramento Sate	87
9.	Portland State	76
10.	Northern Arizona	59
11.	Idaho State	52
12.	Southern Utah	38

Number in parenthesis denotes first-place votes

PRESEASON ALL-CONFERENCE TEAM

Player	Year	Pos.	School
Tyler Hall (MVP)	Jr.	G	MSU
Victor Sanders	Sr.	G	UI
Bogdan Bliznyuk	Sr.	G/F	EWU
Ahmaad Rorie	Jr.	G	UM
Geno Crandall	Jr.	G	UND
Jordan Davis	Jr.	G	UNC



MONTANA BASKETBALL



as Montana's only true post player. This year, he is one of five players at 6-8 or taller. It was a conscious effort by DeCuire, looking to add more height and depth to his team's roster.

Admir Besovic (7-0) and Kelby Kramer (6-10) are still raw as true freshmen, adjusting to the quicker style of play in the college game, but both can play a true center position. Kramer is more of a shot-blocker and rebounder, while Besovic has the ability to clog the lane and make it tough for opposing offenses to penetrate to the rim.

Montana believes it has a solid low-presence combination of Krslovic and transfer Jamar Akoh, and also has 6-8 Karl Nicholas, who can be an athletic force on both ends of the court.

MORE RETURNING TALENT

In addition to Montana's senior and pair of all-conference guards, the team returns three other players, including Sayeed Pridgett and Bobby Moorehead.

As a true freshman, Pridgett earned 11 starts and ranked ninth in the Big Sky with a .524 field-goal percentage. He was also the team's third-best rebounder (3.9 per game) and ranked fourth on the team for points (8.1 per game) and assists (4.4). In his second collegiate season, Moorehead started 10 games and averaged 2.8 rebounds per game while adding 3.9 points, 10 total steals and nine blocked shots. Sophomore guard Trever Spojka is also back. The Billings native saw action in eight contests as a redshirt freshman, totaling 10 points on 3-of-7 shooting.

STARTING THEM YOUNG

Montana is one of 11 NCAA Division I schools nationally to have at least nine newcomer and just one senior.

Kentucky leads the nation with 12 newcomers and zero seniors, while Auburn has a dozen newcomers and one senior. Tennessee, Toledo and Wofford each have 10 newcomers and one senior, while Montana, Bowling Green, Holy Cross, Kansas State, Louisiana Tech and Oklahoma have nine new players and one expected graduate.

DORSEY TO MISS SEASON

The Grizzlies will be without junior forward Donaven Dorsey this season. Dorsey, who redshirted in 2016-17 after transferring from the University of Washington, suffered a pair of hip injuries that require separate surgeries. The first was performed on Oct. 23. He played in 55 games over two seasons with the Huskies, earning eight starts. He totaled 166 points and 77 rebounds.

PICKED TO FINISH 3RD

Montana has high expectations for itself, and those who follow Big Sky basketball feel similar. In the preseason polls, Montana was picked to finish third by both the coaches and media. The Grizzlies were slotted to finish behind Idaho and Weber State in both polls (complete listing on Page 9).

Travis DeCuire said being picked to finish in the upper echelon is a sign of respect, but he and his team have their own set of goals, especially after winning a regular-season championship in 2015 and playing in the conference tournament title game in both 2015 and 2016.

TOUGH SCHEDULE

A year ago, Travis DeCuire believed he compiled the most-challenging schedule in program history, facing an all-Division-I slate. This year, it may

be even tougher. The Grizzlies open the season with 13 non-conference games, five of which are against Power-5 teams. The team's first road trip is at Pitt (ACC) and Penn State (Big Ten) – part of the prestigious Legends Classic. The tournament will continue the following week in Malibu, Calif., as Montana takes on Oral Roberts and either UC Santa Barbara or host Pepperdine.

The Grizzlies will get their air miles several weeks later, traveling to Georgia State, in addition to three contests against Pac-12 foes – Stanford, UCLA and Washington. The Bruins are ranked in the AP pre-season top-25 poll.

In Missoula, Montana will host Cal State Northridge, Carroll, UC Irvine, UC Riverside and Whitworth. The 18-game league schedule will begin Dec. 28 and include home-and-home contests against Montana State, North Dakota, Northern Arizona, Northern Colorado, Portland State, Sacramento State and Southern Utah. Montana will also will travel to Eastern Washington and Idaho, and will host Idaho State and Weber State to close the regular season.

The Big Sky Conference tournament will be held in Reno, Nev., for the final year before moving to Boise, Idaho, next spring.

TEAM BONDING IN COSTA RICA

The Grizzlies got a head start to the basketball season, taking a foreign tour to Costa Rica in early August. The NCAA allows for teams to participate in such trips once every four years. The trip was beneficial in several facets. In addition to key bonding time – being in a foreign country with your teammates and being able to partake in several activities, including pool time and a zip line through a jungle – and service initiatives – the team spent a day at an orphanage, playing sports with the children and reading to them – the team also competed in a pair of scrimmages and was allotted 10 practices in Missoula leading up to the trip.

The tour allowed for Travis DeCuire to introduce concepts to his team – particularly the newcomers – much earlier than he usually would, and noted that the team was ahead of where they normally were early in fall camp.

SECURING THE BALL

Montana averaged just 10.8 turnovers per game a year ago, the 12th-fewest in all of NCAA Division I basketball.

PROUD HISTORY

Travis DeCuire is well aware of Montana's proud history, and has experienced it firsthand. During the 1990s, Montana won the Big Sky Conference and played in the NCAA tournament three times in a seven-year period, including DeCuire's sophomore campaign. The two-time All-Big Sky selection still holds Montana's record for career assists.

Since Montana's first conference championship in 1975, no Big Sky team has won more conference titles (10) than Montana. Additionally, the Grizzlies have won nine tournament titles and have nine runner-up finishes – including three championships and three runner-up finishes in the past eight seasons. In the league's history, Montana has won more games than any Big Sky school except for Weber State.

DECUIRE REACHES MILESTONE

Midway through last season, DeCuire's third in Missoula, the Grizzlies defeated Northern Colorado to earn the head coach his 50th victory. He is the second-fastest Griz coach to reach that milestone (84 games). The fastest to 50 was Blaine Taylor, DeCuire's head coach when he played for the Griz.



2017-18 MONTANA GRIZZLIES ROSTER

No.	Name	Year	Pos.	Ht.	Wt.	Exp.	Hometown (Previous School)
0	Michael Oguine	Jr.	G	6-2	171	2L	Chatsworth, Calif. (Chaminade Prep H.S.)
1	Timmy Falls	Fr.	G	6-2	171	HS	Dublin, Calif. (Dublin H.S.)
2	Donaven Dorsey	R-Jr.	G	6-7	214	RS	Lacey, Wash. (Washington/Timberline H.S.)
3	Niko Bevens	So.	G	6-6	214	TR	Beaverton, Ore. (North Idaho College/Beaverton H.S.)
4	Sayeed Pridgett	So.	G	6-5	195	1L	Oakland, Calif. (El Cerrito H.S.)
5	Karl Nicholas	Fr.	F	6-8	212	HS	Pearland, Texas (Glenda Dawson H.S.)
10	Lars Espe	Fr.	G	6-1	165	HS	Bergen Norway (Gimle BBK/Metis Videregaaende)
13	Trevar Spoja	R-So.	G	6-3	164	VR	Billings, Mont. (Billings West H.S.)
14	Ahmaad Rorie	R-Jr.	G	6-1	175	1L	Tacoma, wash. (Oregon/Lincoln H.S.)
15	Jamar Akoh	R-Jr.	F	6-8	253	RS	Rancho Cucamonga, Calif. (Cal State Fullerton/Los Osos H.S.)
20	Fabijan Krslovic	Sr.	F	6-8	239	3L	Sydney, Australia (St. Aloysius College)
24	Bobby Moorehead	Jr.	G	6-7	182	2L	Tacoma, Wash. (Stadium H.S.)
32	Peter Jones	Fr.	F	6-8	225	HS	Seattle, Wash. (O'Dea H.S.)
33	Kelby Kramer	Fr.	C	6-10	220	HS	Rock Springs, Wyo. (Rock Springs H.S.)
40	Admir Besovic	Fr.	C	7-0	240	HS	Sarajevo, Bosnia and Herzegovina (Virginia Episcopal School)

STARTERS RETURNING (3)

No.	Name	GP/GS	PPG	RPG	APG	BPG	SPG	FG%	3FG%	FT%	Notes
0	Michael Oguine	26/25	11.9	6.0	1.7	0.3	1.4	.481	.373	.756	All-BSC 3rd team
14	Ahmaad Rorie	31/31	17.6	3.5	3.1	0.2	0.8	.449	.384	.833	All-BSC 2nd team; team MVP
20	Fabijan Krslovic	32/32	7.6	6.4	1.4	0.6	1.2	.554	-	.633	Coaches' award

OTHER PLAYERS RETURNING (3)

No.	Name	GP/GS	PPG	RPG	APG	BPG	SPG	FG%	3FG%	FT%	Notes
4	Sayeed Pridgett	31/11	8.1	3.9	1.4	0.5	0.4	.524	.100	.788	Most improved player
13	Trevar Spoja	8/0	1.3	0.0	0.1	0.0	0.0	.429	.400	.500	Played 19 minutes
24	Bobby Moorehead	32/10	3.9	2.0	0.6	0.3	0.3	.320	.290	.682	5x leader for blocks, steals

NEWCOMERS (9)

No.	Name	Year	Pos.	Notes
1	Timmy Falls	Fr.	G	2016-17 East Bay Athletic League MVP; averaged 15.3 points, 3.5 assists and 2.7 steals
2	Donaven Dorsey	R-Jr.	G	Redshirted in 2016-17 after playing in 55 games over two seasons for Washington
3	Niko Bevens	So.	G	Made 50 percent of his three-point attempts as a freshman at North Idaho College
5	Karl Nicholas	Fr.	F	2016-17 Texas District 22-6A MVP; rated as the 17th-best prospect in the state of Texas
10	Lars Espe	Fr.	G	2016-17 Young Player of the Year in the BLNO, Norway's premier professional league
15	Jamar Akoh	R-Jr.	F	Redshirted in 2016-17; Averaged 6.3 rebounds over 26 starts in 2015-16 for Cal State Fullerton
32	Peter Jones	Fr.	F	Played in 26 games as a senior at O'Dea High School, averaging 4.8 points per game.
33	Kelby Kramer	Fr.	C	One of five players named to USA Today's All-USA Wyoming Boys Basketball first team
40	Admir Besovic	Fr.	C	Averaged 11.2 points and 6.8 rebounds per game in 2016-17 at Virginia Episcopal School

STARTERS LOST (1)

No.	Name	GP/GS	PPG	RPG	APG	BPG	SPG	FG%	3FG%	FT%	Notes
31	Jack Lopez	32/31	6.8	3.2	0.7	0.3	0.4	.408	.439	.700	Team-best 3-point pct.

OTHER PLAYERS LOST (6)

No.	Name	GP/GS	PPG	RPG	APG	BPG	SPG	FG%	3FG%	FT%	Notes
1	Mario Dunn	25/1	2.6	1.3	1.2	0.3	0.5	.383	.405	.556	Most inspirational player
5	Walter Wright	31/7	10.6	1.8	2.9	0.0	0.4	.393	.263	.866	2nd-leading scorer
10	Alphonso Anderson	0/0	0.0	0.0	0.0	0.0	0.0	-	-	-	Redshirted
32	Aaron Misipeka-Ward	10/0	0.2	0.8	0.1	0.0	0.0	.000	-	.500	Played 22 minutes
33	Jared Samuelson	32/1	5.1	2.4	0.3	0.3	0.3	.570	.333	.673	Team-high field-goal pct.
34	Brandon Gfeller	32/11	3.9	1.3	0.4	0.5	0.3	.387	.360	.500	Good Works Team nominee



MONTANA BASKETBALL



2017-18 SEASON STATISTICS - ALL GAMES

RECORD:	OVERALL	HOME	AWAY	NEUTRAL
ALL GAMES	9-5	5-0	3-4	1-1
CONFERENCE	2-0	0-0	2-0	0-0
NON-CONFERENCE	7-5	5-0	1-4	1-1

##	Player	gp-gs	min	avg	Total		3-Point		F-Throw		Rebounds				pf dq		a	to	blk	stl	pts	avg
					fg-fga	fg%	3fg-fga	3fg%	ft-fa	ft%	off	def	tot	avg	pf	dq						
14	RORIE, Ahmaad	14-14	506	36.1	92-216	.42	27-88	.30	46-58	.79	13	45	58	4.1	30	0	50	29	2	21	257	18.4
00	OGUINE, Michael	14-14	451	32.2	64-155	.41	13-52	.25	56-79	.70	32	34	66	4.7	43	2	29	22	11	20	197	14.1
15	AKOH, Jamar	14-14	347	24.8	59-109	.54	1-3	.33	55-81	.67	32	59	91	6.5	47	0	16	29	13	14	174	12.4
24	MOOREHEAD, Bo	14-14	468	33.4	43-110	.39	26-72	.36	14-17	.82	12	59	71	5.1	26	1	19	14	10	15	126	9.0
04	PRIDGETT, Sayee	14-0	322	23.0	48-103	.46	1-7	.14	17-25	.68	19	44	63	4.5	48	2	19	31	10	17	114	8.1
20	KRSLOVIC, Fabija	14-14	302	21.6	23-49	.46	0-5	.00	16-22	.72	19	41	60	4.3	40	1	17	20	9	14	62	4.4
05	NICHOLAS, Karl	13-0	154	11.8	25-45	.55	0-0	.00	5-17	.29	24	16	40	3.1	37	1	1	20	3	2	55	4.2
01	FALLS, Timmy	13-0	190	14.6	16-41	.39	6-19	.31	5-7	.71	3	6	9	0.7	25	0	15	15	0	6	43	3.3
40	BESOVIC, Admir	10-0	17	1.7	3-4	.75	0-0	.00	0-0	.00	2	3	5	0.5	6	0	0	1	1	0	6	0.6
03	BEVENS, Niko	9-0	14	1.6	1-4	.25	1-3	.33	0-0	.00	1	0	1	0.1	1	0	1	1	0	1	3	0.3
13	SPOJA, Trever	11-0	36	3.3	1-11	.09	1-11	.09	0-0	.00	0	0	0	0.0	5	0	2	2	1	0	3	0.3
10	ESPE, Lars	9-0	18	2.0	0-2	.00	0-2	.00	0-2	.00	1	0	1	0.1	3	0	1	2	0	0	0	0.0
Team											28	20	48					4				
Total.....		14	2825		375-849	.44	76-262	.29	214-308	.69	186	327	513	36.6	311	7	170	190	60	110	104	74.3
Opponents.....		14	2825		306-709	.43	75-197	.38	262-353	.74	118	338	456	32.6	265	-	136	246	72	75	949	67.8

TEAM STATISTICS	UM	OPP
SCORING	1040	949
Points per game	74.3	67.8
Scoring margin	+6.5	-
FIELD GOALS-ATT	375-849	306-709
Field goal pct	.442	.432
3 POINT FG-ATT	76-262	75-197
3-point FG pct	.290	.381
3-pt FG made per gam	5.4	5.4
FREE THROWS-ATT	214-308	262-353
Free throw pct	.695	.742
F-Throws made per ga	15.3	18.7
REBOUNDS	513	456
Rebounds per game	36.6	32.6
Rebounding margin	+4.1	-
ASSISTS	170	136
Assists per game	12.1	9.7
TURNOVERS	190	246
Turnovers per game	13.6	17.6
Turnover margin	+4.0	-
Assist/turnover ratio	0.9	0.6
STEALS	110	75
Steals per game	7.9	5.4
BLOCKS	60	72
Blocks per game	4.3	5.1
ATTENDANCE	14517	22789
Home games-Avg/Gam	5-2903	7-3015
Neutral site-Avg/Game	-	2-841

Date	Opponent		Score	Att.
11/10/17	WHITWORTH	W	72-60	3056
11/13/17	at Pitt	Wot	83-78	3102
11/15/17	at Penn State	L	57-70	5854
11/20/17	vs Oral Roberts	W	69-64	1682
11/21/17	vs UC Santa Barbara	L	73-80	0
11/26/17	CARROLL	W	86-75	2804
11/29/17	at Stanford	L	54-70	3145
12/3/17	CSUN	W	86-68	2734
12/9/17	at Georgia State	L	68-71	1224
12/17/17	UC RIVERSIDE	W	77-61	2817
12/19/17	UC IRVINE	W	86-68	3106
12/22/17	at Washington	L	63-66	5915
* 12/28/17	at Northern Arizona	W	87-69	604
* 12/30/17	at Southern Utah	W	79-49	1263

* - Conference game

Score by Periods	1st	2nd	OT	Totals
Montana	479	551	10	1040
Opponents	444	500	5	949



MONTANA BASKETBALL



2017-18 SEASON STATISTICS - ALL GAMES

RECORD:	OVERALL	HOME	AWAY	NEUTRAL
ALL GAMES	2-0	0-0	2-0	0-0
CONFERENCE	2-0	0-0	2-0	0-0
NON-CONFERENCE	0-0	0-0	0-0	0-0

#	Player	gp-gs	min	avg	Total		3-Point		F-Throw		Rebounds				pf dq		a	to	blk	stl	pts	avg
					fg-fga	fg%	3fg-fga	3fg%	ft-fa	ft%	off	def	tot	avg	pf	dq						
14	RORIE, Ahmaad	2-2	62	31.0	16-27	.59	6-12	.50	4-4	1.000	0	7	7	3.5	3	0	6	0	0	1	42	21.0
15	AKOH, Jamar	2-2	51	25.5	9-21	.42	0-0	.00	17-22	.77	3	11	14	7.0	5	0	0	4	1	4	35	17.5
00	OGUINE, Michael	2-2	55	27.5	8-17	.47	2-7	.28	6-7	.85	0	3	3	1.5	8	1	3	1	0	4	24	12.0
04	PRIDGETT, Sayee	2-0	49	24.5	8-18	.44	0-0	.00	2-2	1.000	3	7	10	5.0	9	1	5	2	1	3	18	9.0
01	FALLS, Timmy	2-0	52	26.0	6-14	.42	1-5	.20	2-2	1.000	0	1	1	0.5	5	0	7	2	0	3	15	7.5
24	MOOREHEAD, Bo	2-2	56	28.0	4-15	.26	2-7	.28	2-2	1.000	0	14	14	7.0	3	0	2	1	1	2	12	6.0
20	KRSLOVIC, Fabija	2-2	35	17.5	5-6	.83	0-0	.00	1-3	.33	2	9	11	5.5	6	0	3	4	1	1	11	5.5
05	NICHOLAS, Karl	2-0	25	12.5	3-7	.42	0-0	.00	1-1	1.000	4	3	7	3.5	7	1	0	3	1	1	7	3.5
40	BESOVIC, Admir	1-0	3	3.0	1-1	1.000	0-0	.00	0-0	.00	0	0	0	0.0	1	0	0	0	0	0	2	2.0
03	BEVENS, Niko	1-0	2	2.0	0-0	.00	0-0	.00	0-0	.00	0	0	0	0.0	0	0	0	0	0	0	0	0.0
10	ESPE, Lars	1-0	3	3.0	0-0	.00	0-0	.00	0-0	.00	0	0	0	0.0	0	0	0	0	0	0	0	0.0
13	SPOJA, Trevor	2-0	7	3.5	0-2	.00	0-2	.00	0-0	.00	0	0	0	0.0	2	0	0	0	0	0	0	0.0
Team											10	3	13									
Total.....		2	400		60-128	.46	11-33	.33	35-43	.81	22	58	80	40.0	49	3	26	17	5	19	166	83.0
Opponents.....		2	400		31-106	.29	11-32	.34	45-56	.80	25	50	75	37.5	36	-	17	34	10	6	118	59.0

TEAM STATISTICS	UM	OPP
SCORING	166	118
Points per game	83.0	59.0
Scoring margin	+24.0	-
FIELD GOALS-ATT	60-128	31-106
Field goal pct	.469	.292
3 POINT FG-ATT	11-33	11-32
3-point FG pct	.333	.344
3-pt FG made per gam	5.5	5.5
FREE THROWS-ATT	35-43	45-56
Free throw pct	.814	.804
F-Throws made per ga	17.5	22.5
REBOUNDS	80	75
Rebounds per game	40.0	37.5
Rebounding margin	+2.5	-
ASSISTS	26	17
Assists per game	13.0	8.5
TURNOVERS	17	34
Turnovers per game	8.5	17.0
Turnover margin	+8.5	-
Assist/turnover ratio	1.5	0.5
STEALS	19	6
Steals per game	9.5	3.0
BLOCKS	5	10
Blocks per game	2.5	5.0
ATTENDANCE	0	1867
Home games-Avg/Gam	0-0	2-934
Neutral site-Avg/Game	-	0-0

Date	Opponent		Score	Att.
* 12/28/17	at Northern Arizona	w	87-69	604
* 12/30/17	at Southern Utah	w	79-49	1263

* - Conference game

Score by Periods	1st	2nd	Totals
Montana	81	85	166
Opponents	50	68	118



MONTANA BASKETBALL



2017-18 SEASON STATISTICS - HOME GAMES

#	Player	gp-gs	min	avg	Total		3-Point		F-Throw		Rebounds				pf	dq	a	to	blk	stl	pts	avg
					fg-fga	fg%	3fg-fga	3fg%	ft-fa	ft%	off	def	tot	avg								
14	RORIE, Ahmaad	5-5	179	35.8	32-71	.45	9-23	.39	25-36	.69	5	14	19	3.8	10	0	15	9	1	6	98	19.6
15	AKOH, Jamar	5-5	123	24.6	23-38	.60	0-0	.00	25-35	.71	12	24	36	7.2	16	0	10	12	6	4	71	14.2
00	OGUINE, Michael	5-5	162	32.4	22-51	.43	4-15	.26	18-28	.64	12	12	24	4.8	11	0	8	11	6	6	66	13.2
04	PRIDGETT, Sayee	5-0	119	23.8	24-43	.55	0-1	.00	7-10	.70	6	21	27	5.4	14	1	7	13	4	9	55	11.0
24	MOOREHEAD, Bo	5-5	170	34.0	16-35	.45	8-20	.40	8-10	.80	7	21	28	5.6	10	0	9	3	1	5	48	9.6
01	FALLS, Timmy	4-0	70	17.5	9-18	.50	5-9	.55	0-1	.00	3	2	5	1.3	12	0	4	4	0	2	23	5.8
20	KRSLOVIC, Fabija	5-5	99	19.8	9-16	.56	0-2	.00	4-6	.66	5	6	11	2.2	13	1	5	5	1	2	22	4.4
05	NICHOLAS, Karl	4-0	36	9.0	6-7	.85	0-0	.00	2-5	.40	6	3	9	2.3	12	0	0	10	0	0	14	3.5
03	BEVENS, Niko	3-0	5	1.7	1-1	1.000	1-1	1.000	0-0	.00	0	0	0	0.0	1	0	0	1	0	0	3	1.0
40	BESOVIC, Admir	4-0	5	1.3	2-3	.66	0-0	.00	0-0	.00	1	2	3	0.8	1	0	0	0	1	0	4	1.0
13	SPOJA, Trever	5-0	25	5.0	1-7	.14	1-7	.14	0-0	.00	0	0	0	0.0	3	0	2	1	1	0	3	0.6
10	ESPE, Lars	4-0	7	1.8	0-0	.00	0-0	.00	0-2	.00	0	0	0	0.0	1	0	1	1	0	0	0	0.0
Team											6	11	17									
Total.....		5	1000		145-290	.50	28-78	.35	89-133	.66	63	116	179	35.8	104	2	61	70	21	34	407	81.4
Opponents.....		5	1000		110-245	.44	27-68	.39	85-119	.71	35	108	143	28.6	105	-	46	91	17	25	332	66.4

2017-18 SEASON STATISTICS - ROAD GAMES

#	Player	gp-gs	min	avg	Total		3-Point		F-Throw		Rebounds				pf	dq	a	to	blk	stl	pts	avg
					fg-fga	fg%	3fg-fga	3fg%	ft-fa	ft%	off	def	tot	avg								
00	OGUINE, Michael	7-7	221	31.6	34-85	.40	8-30	.26	27-38	.71	14	16	30	4.3	25	1	13	9	4	11	103	14.7
01	FALLS, Timmy	7-0	100	14.3	6-21	.28	1-9	.11	5-6	.83	0	3	3	0.4	9	0	9	7	0	4	18	2.6
03	BEVENS, Niko	4-0	5	1.3	0-0	.00	0-0	.00	0-0	.00	0	0	0	0.0	0	0	0	0	0	0	0	0.0
04	PRIDGETT, Sayee	7-0	163	23.3	21-53	.39	1-4	.25	8-13	.61	12	20	32	4.6	28	1	9	14	5	7	51	7.3
05	NICHOLAS, Karl	7-0	72	10.3	9-23	.39	0-0	.00	2-4	.50	11	11	22	3.1	19	1	0	6	3	2	20	2.9
10	ESPE, Lars	3-0	8	2.7	0-1	.00	0-1	.00	0-0	.00	1	0	1	0.3	1	0	0	1	0	0	0	0.0
13	SPOJA, Trever	5-0	9	1.8	0-3	.00	0-3	.00	0-0	.00	0	0	0	0.0	2	0	0	1	0	0	0	0.0
14	RORIE, Ahmaad	7-7	252	36.0	46-110	.41	13-48	.27	16-17	.94	5	28	33	4.7	17	0	23	15	0	8	121	17.3
15	AKOH, Jamar	7-7	182	26.0	28-56	.50	1-2	.50	26-39	.66	18	26	44	6.3	24	0	5	13	6	8	83	11.9
20	KRSLOVIC, Fabija	7-7	165	23.6	11-25	.44	0-3	.00	7-10	.70	10	33	43	6.1	22	0	12	13	8	9	29	4.1
24	MOOREHEAD, Bo	7-7	239	34.1	23-62	.37	14-40	.35	4-5	.80	3	32	35	5.0	10	0	8	9	6	9	64	9.1
40	BESOVIC, Admir	4-0	9	2.3	1-1	1.000	0-0	.00	0-0	.00	1	0	1	0.3	4	0	0	1	0	0	2	0.5
Team											19	5	24									
Total.....		7	1425		179-440	.40	38-140	.27	95-132	.72	94	174	268	38.3	161	3	79	93	32	58	491	70.1
Opponents.....		7	1425		150-371	.40	34-99	.34	139-184	.75	67	185	252	36.0	118	-	66	118	44	39	473	67.6

2017-18 SEASON STATISTICS - NEUTRAL-SITE GAMES

#	Player	gp-gs	min	avg	Total		3-Point		F-Throw		Rebounds				pf	dq	a	to	blk	stl	pts	avg
					fg-fga	fg%	3fg-fga	3fg%	ft-fa	ft%	off	def	tot	avg								
14	RORIE, Ahmaad	2-2	75	37.5	14-35	.40	5-17	.29	5-5	1.000	3	3	6	3.0	3	0	12	5	1	7	38	19.0
00	OGUINE, Michael	2-2	68	34.0	8-19	.42	1-7	.14	11-13	.84	6	6	12	6.0	7	1	8	2	1	3	28	14.0
05	NICHOLAS, Karl	2-0	46	23.0	10-15	.66	0-0	.00	1-8	.12	7	2	9	4.5	6	0	1	4	0	0	21	10.5
15	AKOH, Jamar	2-2	42	21.0	8-15	.53	0-1	.00	4-7	.57	2	9	11	5.5	7	0	1	4	1	2	20	10.0
24	MOOREHEAD, Bo	2-2	59	29.5	4-13	.30	4-12	.33	2-2	1.000	2	6	8	4.0	6	1	2	2	3	1	14	7.0
20	KRSLOVIC, Fabija	2-2	38	19.0	3-8	.37	0-0	.00	5-6	.83	4	2	6	3.0	5	0	0	2	0	3	11	5.5
04	PRIDGETT, Sayee	2-0	40	20.0	3-7	.42	0-2	.00	2-2	1.000	1	3	4	2.0	6	0	3	4	1	1	8	4.0
01	FALLS, Timmy	2-0	20	10.0	1-2	.50	0-1	.00	0-0	.00	0	1	1	0.5	4	0	2	4	0	0	2	1.0
13	SPOJA, Trever	1-0	2	2.0	0-1	.00	0-1	.00	0-0	.00	0	0	0	0.0	0	0	0	0	0	0	0	0.0
40	BESOVIC, Admir	2-0	3	1.5	0-0	.00	0-0	.00	0-0	.00	0	1	1	0.5	1	0	0	0	0	0	0	0.0
10	ESPE, Lars	2-0	3	1.5	0-1	.00	0-1	.00	0-0	.00	0	0	0	0.0	1	0	0	0	0	0	0	0.0
03	BEVENS, Niko	2-0	4	2.0	0-3	.00	0-2	.00	0-0	.00	1	0	1	0.5	0	0	1	0	0	1	0	0.0
Team											3	4	7									
Total.....		2	400		51-119	.42	10-44	.22	30-43	.69	29	37	66	33.0	46	2	30	27	7	18	142	71.0
Opponents.....		2	400		46-93	.49	14-30	.46	38-50	.76	16	45	61	30.5	42	-	24	37	11	11	144	72.0




2017-18 GAME-BY-GAME COMPARISONS

Opponent	Date	Score	W/L	--TOTAL--		--3-PTS--		----FTS----		--REBOUNDS--				PF	A	TO	Blk	Stl	Pts	Avg
				FG-A	Pct.	3FG-A	Pct.	FT-A	Pct.	Off	Def	Tot	Avg							
WHITWORTH	11/10/17	72-60	W	25-62	.403	7-20	.350	15-25	.600	10	23	33	33.0	23	11	11	6	7	72	72.0
at Pitt	11/13/17	83-78	W (ot)	30-66	.455	7-24	.292	16-25	.640	14	25	39	36.0	23	15	15	6	7	83	77.5
at Penn State	11/15/17	57-70	L	22-56	.393	6-21	.286	7-15	.467	10	24	34	35.3	22	9	15	5	9	57	70.7
vs. Oral Roberts	11/20/17	69-64	W	24-56	.429	4-22	.182	17-22	.773	12	22	34	35.0	18	18	10	4	10	69	70.2
vs. UC Santa Barbara	11/21/17	73-80	L	27-63	.429	6-22	.273	13-21	.619	17	15	32	34.4	28	12	17	3	8	73	70.8
CARROLL	11/26/17	86-75	W	33-59	.559	5-13	.385	15-27	.556	14	19	33	34.2	19	13	16	2	9	86	73.3
at Stanford	11/29/17	54-70	L	19-65	.292	4-25	.160	12-17	.706	14	20	34	34.1	27	7	11	5	6	54	70.6
CSUN	12/3/17	86-68	W	31-60	.517	4-12	.333	20-25	.800	13	23	36	34.4	22	15	12	6	5	86	72.5
at Georgia State	12/9/17	68-71	L	21-58	.362	5-22	.227	21-26	.808	14	26	40	35.0	21	10	15	5	11	68	72.0
UC RIVERSIDE	12/17/17	77-61	W	24-48	.500	5-18	.278	24-31	.774	11	29	40	35.5	18	7	20	5	7	77	72.5
UC IRVINE	12/19/17	86-68	W	32-61	.525	7-15	.467	15-25	.600	15	22	37	35.6	22	15	11	2	6	86	73.7
at Washington	12/22/17	63-66	L	27-67	.403	5-15	.333	4-6	.667	20	21	41	36.1	19	12	20	6	6	63	72.8
at Northern Arizona	12/28/17	87-69	W	29-65	.446	7-17	.412	22-29	.759	16	26	42	36.5	26	13	11	4	11	87	73.9
at Southern Utah	12/30/17	79-49	W	31-63	.492	4-16	.250	13-14	.929	6	32	38	36.6	23	13	6	1	8	79	74.3
MONTANA		1040		375-849	.442	76-262	.290	214-308	.695	186	327	513	36.6	311	170	190	60	110	1040	74.3
OPPONENTS		949		306-709	.432	75-197	.381	262-353	.742	118	338	456	32.6	265	136	246	72	75	949	67.8

2017-18 STARTING LINEUPS

Date	Opponent	1	2	3	4	5
11/10/17	Whitworth	Akoh	Krslovic	Oguine	Rorie	Moorehead
11/13/17	at Pitt	Akoh	Krslovic	Oguine	Rorie	Moorehead
11/15/17	at Penn State	Akoh	Krslovic	Oguine	Rorie	Moorehead
11/20/17	vs. Oral Roberts	Akoh	Krslovic	Oguine	Rorie	Moorehead
11/21/17	vs. UC Santa Barbara	Akoh	Krslovic	Oguine	Rorie	Moorehead
11/26/17	Carroll	Akoh	Krslovic	Oguine	Rorie	Moorehead
11/29/17	at Stanford	Akoh	Krslovic	Oguine	Rorie	Moorehead
12/3/17	CSUN	Akoh	Krslovic	Oguine	Rorie	Moorehead
12/9/17	at Georgia State	Akoh	Krslovic	Oguine	Rorie	Moorehead
12/17/17	UC Riverside	Akoh	Krslovic	Oguine	Rorie	Moorehead
12/19/17	UC Irvine	Akoh	Krslovic	Oguine	Rorie	Moorehead
12/22/17	at Washington	Akoh	Krslovic	Oguine	Rorie	Moorehead
12/28/17	at Northern Arizona	Akoh	Krslovic	Oguine	Rorie	Moorehead
12/30/17	at Southern Utah	Akoh	Krslovic	Oguine	Rorie	Moorehead



MONTANA BASKETBALL



2017-18 GAME-BY-GAME COMPARISONS

Opponent	1st	2nd	Score	Total FG	FG Pct.	3-Pointers	3FG Pct.	Free Throws	FT Pct.	RBs	Assists	TOs	Blocks	Steals	Fouls
WHITWORTH	32/29	40/31	72-60	25-62/19-47	.403/.404	7-20/4-12	.350/.333	15-25/18-26	.600/.692	33/42	11/5	11/24	6/3	7/3	23/21
at Pitt	37/35	36/38	83-78	30-66/27-61	.455/.443	7-24/6-15	.292/.400	16-25/18-24	.640/.750	39/38	15/12	15/19	6/3	7/4	23/22
at Penn State	29/34	28/36	57-70	22-56/25-50	.393/.500	6-21/6-12	.286/.500	7-15/14-24	.467/.583	34/32	9/12	15/15	5/9	9/3	22/15
vs. Oral Roberts	31/24	38/40	69-64	24-56/23-52	.429/.442	4-22/8-16	.182/.500	17-22/10-15	.773/.667	34/31	18/13	10/16	4/3	10/6	18/18
vs. UC Santa Barbara	27/38	46/42	73-80	27-63/23-41	.429/.561	6-22/6-14	.273/.429	13-21/28-35	.619/.800	32/30	12/11	17/21	3/8	8/5	28/24
CARROLL	46/42	40/33	86-75	33-59/25-45	.559/.556	5-13/8-12	.385/.667	15-27/17-20	.556/.850	33/22	13/14	16/20	2/5	9/6	19/24
at Stanford	25/30	29/40	54-70	19-65/21-48	.292/.438	4-25/3-11	.160/.273	12-17/25-33	.706/.758	34/47	7/12	11/18	5/5	6/5	27/14
CSUN	41/36	45/32	86-68	31-60/25-52	.517/.481	4-12/4-12	.333/.333	20-25/14-23	.800/.609	36/27	15/11	12/16	6/3	5/4	22/20
at Georgia State	26/43	42/28	68-71	21-58/23-55	.362/.418	5-22/5-20	.227/.250	21-26/20-26	.808/.769	40/33	10/9	15/14	5/6	11/9	21/17
UC RIVERSIDE	33/21	44/40	77-61	24-48/20-52	.500/.385	5-18/5-17	.278/.294	24-31/16-23	.774/.696	40/23	7/6	20/16	5/2	7/6	18/22
UC IRVINE	39/29	47/39	86-68	32-61/21-49	.525/.429	7-15/6-15	.467/.400	15-25/20-27	.600/.741	37/29	15/10	11/15	2/4	6/6	22/18
at Washington	32/33	31/33	63-66	27-67/23-51	.403/.451	5-15/3-9	.333/.333	4-6/17-21	.667/.810	41/27	12/4	20/18	6/11	6/12	19/14
at Northern Arizona	42/30	45/39	87-69	29-65/16-49	.446/.327	7-17/7-17	.412/.412	22-29/30-35	.759/.857	42/33	13/10	11/19	4/7	11/4	26/22
at Southern Utah	39/20	40/29	79-49	31-63/15-57	.492/.263	4-16/4-15	.250/.267	13-14/15-21	.929/.714	38/42	13/7	6/15	1/3	8/2	23/14



MONTANA BASKETBALL



THE GRIZZLIES' RECORD WHEN...

GAME LOCATION

At Dahlberg Arena	5-0
On the Road	3-4
Neutral Site	1-1

TOP-25 OPPONENT (AP POLL)

At Dahlberg Arena	0-0
On the Road	0-0
Neutral Site	0-0

ON TV

At Dahlberg Arena	1-0
On the Road	1-3
Neutral Site	0-0

OVERTIME

At Dahlberg Arena	0-0
On the Road	1-0
Neutral Site	0-0

HALFTIME SCORE

Leading at the Half	9-0
Trailing at the Half	0-5
Tied at the Half	0-0

FINAL MARGIN

1-4	0-2
5-9	2-1
10+	7-2

GRIZ SCORING

<50	0-0
50-59	0-2
60-69	1-2
70-79	3-1
80-89	5-0
90+	0-0

OPPONENT SCORING

<50	1-0
50-59	0-0
60-69	6-1
70-79	2-3
80-89	0-1
90+	0-0

FIELD-GOAL PERCENTAGE

Better Field-Goal Percentage	7-0
Worse Field-Goal Percentage	2-5

UM Shoots <.400	0-3
UM Shoots .400-.449	3-2
UM Shoots .450-.499	2-0
UM Shoots .500+	4-0

Opponent Shoots <.400	3-0
Opponent Shoots .400-.449	4-2
Opponent Shoots .450-.499	1-1
Opponent Shoots .500+	1-2

3-POINT SHOOTING

Better 3-Point FG Percentage	2-0
Worse 3-Point FG Percentage	5-4
Same 3-Point FG Percentage	2-1

UM Makes 0-4	3-1
UM Makes 5-7	6-4
UM makes 8+	0-0

Opponent Makes 0-4	3-2
Opponent Makes 5-7	4-3
Opponent Makes 8+	2-0

FREE-THROW SHOOTING

Better Free-Throw Percentage	4-1
Worse Free-Throw Percentage	5-4

UM Shoots More FTs	5-1
UM Shoots Fewer FTs	4-3
UM Shoots Same FTs	0-1

UM Makes More FTs	3-1
UM Makes Fewer FTs	6-4
UM Makes Same FTs	0-0

REBOUNDING

More Rebounds than Opponent	7-4
Fewer Rebounds than Opponent	2-1
Same Rebounds as Opponent	0-0

ASSISTS

More Assists than Opponent	8-3
Fewer Assists than Opponent	1-2
Same Assists as Opponent	0-0

TURNOVERS

Fewer Turnovers than Opponent	8-2
More Turnovers than Opponent	1-2
Same Turnovers as Opponent	0-1

UM Makes < 10	1-0
UM Makes 10-15	6-3
UM Makes 16+	2-2

Opponent Makes < 10	0-0
Opponent Makes 10-15	2-2
Opponent Makes 16+	7-3

TIME OF DAY

Day Game	2-1
Night Game	7-3

DAY OF THE WEEK

Monday	2-0
Tuesday	1-1
Wednesday	0-2
Thursday	1-0
Friday	1-1
Saturday	1-1
Sunday	3-0

MONTH

November	4-3
December	5-2
January	0-0
February	0-0
March	0-0

UNIFORMS

Gray	1-2
Maroon	3-3
White	5-0

GRIZ VS. OPPOSING CONFERENCES

ACC	1-0
Big Sky	2-0
Big Ten	0-1
Big West	3-1
Pac-12	0-2
Summit League	1-0
Sunbelt	0-1
West Coast	0-0
Non-Division I	2-0

GRIZ IN THE STATE OF

Arizona	1-0
California	1-2
Colorado	0-0
Georgia	0-1
Idaho	0-0
Montana	5-0
Nevada	0-0
North Dakota	0-0
Oregon	0-0
Pennsylvania	1-1
Utah	1-0
Washington	0-1



MONTANA BASKETBALL



Game #1

Nov. 10, 2017
Missoula, Mont.

72 60

Whitworth 60 • 0-0, 0-0 NWC

#	Player		Total		3-Ptr		Rebounds			PF	TP	A TO Bk Stl				Min
			FG-FGA	FT-FTA	FG-FGA	FT-FTA	Off	Def	Tot			A	TO	Bk	Stl	
22	Christy, Jared	r	3-6	0-1	2-4	1	3	4	0	8	1	6	1	0	33	
35	Bishop, Ben	r	2-4	0-0	5-9	1	9	10	1	9	0	3	1	0	25	
01	Roach, Kyle	g	4-12	1-3	5-5	2	8	10	3	14	0	1	0	0	35	
04	College, Ben	g	2-5	2-4	0-0	0	2	2	4	6	1	2	0	1	30	
10	Lester, Jordan	g	6-11	0-1	6-7	0	7	7	3	18	2	6	0	1	36	
05	Hull, Garrett		0-0	0-0	0-0	1	2	3	1	0	0	2	0	0	10	
12	Lees, Sam		0-1	0-0	0-0	0	0	0	1	0	0	0	0	0	6	
15	Crosno, Kevin		1-4	0-1	0-0	0	1	1	3	2	1	0	0	1	9	
23	Kohler, Brandon		0-0	0-0	0-0	0	0	0	1	0	0	0	0	0	4	
44	Brown, Reed		1-4	1-2	0-1	1	0	1	4	3	0	4	1	0	12	
Team						2	2	4								
Totals				19-47	4-12	18-26	8	34	42	21	60	5	24	3	3	200

FG % 1st Half: 10-27 37.0% 2nd half: 9-20 45.0% Game: 19-47 40.4%
 3FG % 1st Half: 3-7 42.9% 2nd half: 1-5 20.0% Game: 4-12 33.3%
 FT % 1st Half: 6-11 54.5% 2nd half: 12-15 80.0% Game: 18-26 69.2%

Montana 72 • 1-0, 0-0 BSC

#	Player	Total		3-Ptr		Rebounds			PF	TP	A TO Bk Stl			Min	
		FG-FGA	FT-FTA	FG-FGA	FT-FTA	Off	Def	Tot			A	TO	Bk		Stl
15	AKOH, Jamar	f	2-8	0-0	0-0	0	1	1	1	4	0	1	0	0	14
20	KRSLOVIC, Fabijan	r	1-3	0-2	1-2	0	1	1	3	3	0	0	1	1	17
00	OGUINE, Michael	g	2-9	1-3	5-7	2	4	6	3	10	4	4	1	2	33
14	RORIE, Ahmaad	g	6-16	3-6	6-9	2	2	4	3	21	3	0	1	1	35
24	MOOREHEAD, Bobby	g	5-7	2-3	2-3	3	6	9	3	14	1	0	0	1	37
01	FALLS, Timmy		1-5	0-1	0-1	0	1	1	2	2	0	1	0	0	20
03	BEVENS, Niko		0-0	0-0	0-0	0	0	0	0	0	0	0	0	0	1
04	PRIDGETT, Sayeed		4-6	0-0	1-3	1	4	5	3	9	1	3	2	2	22
05	NICHOLAS, Karl		2-2	0-0	0-0	1	1	2	4	4	0	2	0	0	8
10	ESPE, Lars		0-0	0-0	0-0	0	0	0	0	0	1	0	0	0	1
13	SPOJA, Trevor		1-5	1-5	0-0	0	0	0	1	3	1	0	1	0	11
40	BESOVIC, Admir		1-1	0-0	0-0	0	1	1	0	2	0	0	0	0	1
Team						1	2	3							
Totals			25-62	7-20	15-25	10	23	33	23	72	11	11	6	7	200

FG % 1st Half: 10-33 30.3% 2nd half: 15-29 51.7% Game: 25-62 40.3%
 3FG % 1st Half: 3-12 25.0% 2nd half: 4-8 50.0% Game: 7-20 35.0%
 FT % 1st Half: 9-15 60.0% 2nd half: 6-10 60.0% Game: 15-25 60.0%

Officials: Doug Sturdivan, Matt Basham, Matt Mason
 Technical fouls: Whitworth-None. Montana-None.
 Attendance: 3056

Score by periods	1st	2nd	Total
Whitworth	29	31	60
Montana	32	40	72

Points	In	Off	2nd	Fast	Bench
WHTW	30	11	7	5	5
UM	34	23	14	4	20

Game #2

Nov. 13, 2017
Pittsburgh, Penn.

83 78

Montana 83 • (2-0)

#	Player		Total		3-Ptr		Rebounds			PF	TP	A	TO	Blk	Stl	Min
			FG-FGA	FT-FTA	FG-FGA	FT-FTA	Off	Def	Tot							
15	AKOH, Jamar	r	0-2	0-0	0-0	1	0	1	4	0	1	2	1	1	1	14
20	KRSLOVIC, Fabijan	r	2-5	0-3	2-2	2	7	9	3	6	3	3	2	2	35	
00	OGUINE, Michael	g	10-22	2-7	7-12	5	1	6	3	29	5	0	0	0	44	
14	RORIE, Ahmaad	g	7-15	2-6	2-2	0	5	5	3	18	3	3	0	2	44	
24	MOOREHEAD, Bobby	g	5-8	3-5	1-2	0	6	6	1	14	2	0	0	1	42	
01	FALLS, Timmy		0-1	0-0	0-0	0	0	0	1	0	0	0	0	0	4	
04	PRIDGETT, Sayeed		4-9	0-2	4-6	3	5	8	4	12	1	4	3	1	33	
05	NICHOLAS, Karl		2-3	0-0	0-1	0	1	1	4	4	0	0	0	0	8	
13	SPOJA, Trevor		0-1	0-1	0-0	0	0	0	0	0	0	1	0	0	1	
	Team					3	0	3				2				
Totals			30-66	7-24	16-25	14	25	39	23	83	15	15	6	7	225	

FG % 1st Half: 16-34 47.1% 2nd half: 11-26 42.3% OT: 3-6 50.0% Game: 30-66 45.5%
 3FG % 1st Half: 4-13 30.8% 2nd half: 3-10 30.0% OT: 0-1 0.0% Game: 7-24 29.0%
 FT % 1st Half: 1-5 20.0% 2nd half: 11-14 78.6% OT: 4-6 66.7% Game: 16-25 64.0%

Pitt 78 • (0-2)

#	Player		Total		3-Ptr		Rebounds			PF	TP	A TO Blk Stl				Min
			FG-FGA	FG-FGA	FT-FTA	Off	Def	Tot	A			TO	Blk	Stl		
04	Ryan Luther	r	8-15	1-2	1-2	7	4	11	5	18	2	3	0	1	33	
21	Terrell Brown	r	1-2	0-0	0-0	2	2	4	2	2	1	3	0	0	13	
00	Jared Wilson-Frame	g	5-10	1-3	4-4	1	3	4	0	15	1	0	1	0	39	
05	Marcus Carr	g	1-9	0-2	6-6	0	3	3	2	8	3	5	0	1	28	
03	Khameron Davis	g	2-3	2-2	0-0	0	0	0	4	6	1	2	1	0	23	
01	Parker Stewart		1-5	1-4	2-2	0	2	2	2	5	0	0	0	0	27	
02	Jonathan Milligan		2-5	0-0	1-2	0	1	1	0	5	1	2	0	1	17	
15	Kene Chukwuka		0-2	0-1	0-0	1	3	4	0	0	0	0	0	0	12	
23	Shamiel Stevenson		7-10	1-1	4-8	1	5	6	3	19	3	4	1	1	33	
Team						0	3	3								
Totals				27-61	6-15	18-24	12	26	38	22	78	12	19	3	4	225

FG % 1st Half: 11-24 45.8% 2nd half: 14-28 50.0% OT: 2-9 22.2% Game: 27-61 44.3%
 3FG % 1st Half: 4-13 30.8% 2nd half: 3-4 75.0% OT: 0-3 0.0% Game: 6-15 40.0%
 FT % 1st Half: 10-13 76.9% 2nd half: 7-9 77.8% OT: 1-2 50.0% Game: 18-24 75.0%

Officials: James Luckie (R), Brian Dorsey, James Breeding
 Technical fouls: Montana-None. Pitt-None.

Attendance: 3102

PROGRESSIVE LEGENDS CLASSIC - PITTSBURGH REGIONAL ROUND - GAME 1

Score by periods	1st	2nd	OT	Total
Montana	37	36	10	83
Pitt	35	38	5	78

Points	In	Off	2nd	Fast	Bench
UM	42	30	6	18	16
UP	40	6	13	6	29

Game #3

Nov. 15, 2017
University Park, Penn.

70 57

Montana 57 • 2-1

#	Player		Total		3-Ptr		Rebounds			PF	TP	A	TO	Bk	Stl	Min
			FG-FGA	FT-FTA	FG-FGA	FT-FTA	Off	Def	Tot							
15	AKOH, Jamar	f	3-8	1-2	4-8	3	3	6	3	11	0	1	2	2	34	
20	KRSLOVIC, Fabijan	r	2-2	0-0	2-2	0	7	7	3	6	0	3	1	2	25	
00	OGUINE, Michael	g	6-15	2-5	1-5	2	5	7	3	15	0	0	1	0	34	
14	RORIE, Ahmaad	g	7-18	2-9	0-0	0	3	3	3	16	4	4	0	3	38	
24	MOOREHEAD, Bobby	g	1-4	0-3	0-0	0	2	2	1	2	2	3	1	2	34	
01	FALLS, Timmy		0-1	0-1	0-0	0	1	1	1	0	0	1	0	0	7	
03	BEVENS, Niko		0-0	0-0	0-0	0	0	0	0	0	0	0	0	0	1	
04	PRIDGETT, Sayeed		2-6	1-1	0-0	2	1	3	4	5	3	2	0	0	20	
05	NICHOLAS, Karl		1-2	0-0	0-0	2	1	3	4	2	0	0	0	0	7	
10	ESPE, Lars		0-0	0-0	0-0	0	0	0	0	0	0	0	0	0	0+	
13	SPOJA, Trevor		0-0	0-0	0-0	0	0	0	0	0	0	0	0	0	0+	
40	BESOVIC, Admir		0-0	0-0	0-0	0	0	0	0	0	0	0	0	0	0+	
Team						1	1	2					1			
Totals			22-56	6-21	7-15	10	24	34	22	57	9	15	5	9	200	

FG % 1st Half: 12-25 48.0% 2nd half: 10-31 32.3% Game: 22-56 39.3%
 3FG % 1st Half: 2-8 25.0% 2nd half: 4-13 30.8% Game: 6-21 28.6%
 FT % 1st Half: 3-6 50.0% 2nd half: 4-9 44.4% Game: 7-15 46.7%

Penn State 70 • 3-0

#	Player		Total		3-Ptr		Rebounds			PF	TP	A TO Bk Stl				Min
			FG-FGA	FT-FTA	FG-FGA	FT-FTA	Off	Def	Tot			A	TO	Bk	Stl	
11	Stevens, Lamar	r	8-14	1-2	8-9	1	6	7	2	25	2	5	2	2	38	
24	Watkins, Mike	r	3-4	0-0	2-2	0	6	6	3	8	0	1	4	0	19	
10	Carr, Tony	g	3-9	1-1	0-0	1	1	2	1	7	2	2	0	0	19	
23	Reaves, Josh	g	4-6	0-2	4-8	0	2	2	2	12	1	0	1	0	33	
33	Garner, Shep	g	4-7	4-7	0-2	0	5	5	1	12	3	1	0	0	32	
03	Pierce, Satchel		1-3	0-0	0-0	1	1	2	3	2	1	0	1	0	11	
04	Bostick, Nazeer		1-4	0-0	0-1	1	0	1	2	2	0	2	0	0	22	
05	Wheeler, Jamari		0-1	0-0	0-2	0	2	2	1	0	3	2	0	0	17	
44	Moore, Julian		1-2	0-0	0-0	0	3	3	0	2	0	0	1	1	9	
	Team					0	2	2				2				
Totals			25-50	6-12	14-24	4	28	32	15	70	12	15	9	3	200	

MONTANA BASKETBALL



Game #5

Nov. 21, 2017
Malibu, Calif.

80 Griz 73

Montana 73 • 3-2

#	Player	Total		3-Ptr		Rebounds			PF	TP	A	TO	Blk	Stl	Min
		FG-FGA	FG-FGA	FT-FTA	Off Def Tot	PF	TP	A TO Blk Stl							
15	AKOH, Jamar	r	4-7	0-0	4-7	1	4	5	4	12	0	3	0	1	17
20	KRSLOVIC, Fabijan	r	1-4	0-0	0-0	0	1	1	2	2	0	2	0	1	13
00	OGUINE, Michael	g	5-9	0-1	4-5	3	3	6	5	14	4	1	1	2	33
14	RORIE, Ahmaad	g	7-19	3-9	3-3	3	2	5	1	20	6	3	1	4	40
24	MOOREHEAD, Bobby	g	3-8	3-7	0-0	0	3	3	5	9	0	2	1	0	35
01	FALLS, Timmy	g	0-1	0-1	0-0	0	0	0	3	0	0	2	0	0	10
03	BEVENS, Niko	g	0-1	0-1	0-0	1	0	1	0	0	0	0	0	0	1
04	PRIDGETT, Sayeed	g	2-5	0-1	2-2	1	1	2	4	6	2	2	0	0	19
05	NICHOLAS, Karl	g	5-7	0-0	0-4	5	0	5	4	10	0	2	0	0	28
10	ESPE, Lars	g	0-1	0-1	0-0	0	0	0	0	0	0	0	0	0	2
13	SPOJA, Trevor	g	0-1	0-1	0-0	0	0	0	0	0	0	0	0	0	2
40	BESOVIC, Admir	g	0-0	0-0	0-0	0	0	0	0	0	0	0	0	0	0+
Team					3	1	4								
Totals			27-63	6-22	13-21	17	15	32	28	73	12	17	3	8	200

FG % 1st Half: 10-31 32.3% 2nd half: 17-32 53.1% Game: 27-63 42.9%
 3FG % 1st Half: 3-10 30.0% 2nd half: 3-12 25.0% Game: 6-22 27.3%
 FT % 1st Half: 4-6 66.7% 2nd half: 9-15 60.0% Game: 13-21 61.9%

UC Santa Barbara 80 • 3-2

#	Player	Total		3-Ptr		Rebounds			PF	TP	A	TO	Blk	Stl	Min
		FG-FGA	FG-FGA	FT-FTA	Off Def Tot	PF	TP	A TO Blk Stl							
01	King II, Leland	r	6-9	2-4	6-6	1	4	5	4	20	1	3	0	0	34
05	Canty, Jalen	r	3-4	0-0	6-8	3	7	10	4	12	1	2	4	1	33
02	Vincent, Gabe	g	2-5	0-1	0-0	0	0	0	5	4	1	4	0	0	23
21	Heidegger, Max	g	7-14	0-2	13-16	0	3	3	4	27	3	5	0	1	36
55	Jackson, Marcus	g	3-7	3-6	1-2	0	4	4	0	10	5	3	1	2	37
10	Kupchak, Maxwell	g	0-0	0-0	0-0	0	0	0	2	0	0	1	0	0	4
11	Davis, Brandon	g	0-0	0-0	0-0	0	0	0	0	0	0	0	0	1	1
12	Hart, Alex	g	1-1	0-0	1-1	1	2	3	0	3	0	0	0	0	5
14	Lakou, Ami	g	0-0	0-0	0-0	0	0	0	4	0	0	2	0	0	4
23	Terrell, Christian	g	1-1	1-1	1-2	1	2	3	1	4	0	1	2	0	23
Team					0	2	2								
Totals			23-41	6-14	28-35	6	24	30	24	80	11	21	8	5	200

FG % 1st Half: 12-24 50.0% 2nd half: 11-17 64.7% Game: 23-41 56.1%
 3FG % 1st Half: 5-9 55.6% 2nd half: 1-5 20.0% Game: 6-14 42.9%
 FT % 1st Half: 9-11 81.8% 2nd half: 19-24 79.2% Game: 28-35 80.0%

Officials: Klaus Endrissat, Sam Haddad, Jeremy Dente
 Technical fouls: Montana-None. UC Santa Barbara-None.
 Attendance:
 Progressive Legends Classic - Malibu Subregional - Game 3

Score by periods			1st	2nd	Total
Montana			27	46	73
UC Santa Barbara			38	42	80

Points		In	Off	2nd	Fast	Bench
UM	UCSB	40	22	17	9	16
UCSB	UM	26	11	12	13	7

Game #6

Nov. 26, 2017
Missoula, Mont.

86 Griz 75

Carroll 75 • 6-0

#	Player	Total		3-Ptr		Rebounds			PF	TP	A	TO	Blk	Stl	Min
		FG-FGA	FG-FGA	FT-FTA	Off Def Tot	PF	TP	A TO Blk Stl							
12	Match BURNHAM	r	4-8	2-4	4-4	0	2	2	3	14	0	1	0	0	32
32	A SANTOS PIQUERAS	r	5-6	3-3	1-1	1	4	5	4	14	2	2	3	0	25
23	Ryan IMHOFF	g	8-15	1-1	8-9	0	2	2	5	25	1	5	1	2	27
24	Matt WYMAN	g	4-6	1-1	3-4	1	5	6	3	12	6	5	1	0	38
31	Ife KALEJAIYE	g	3-4	1-2	0-0	0	1	1	4	7	4	1	0	2	40
03	Emilio MANCOL	g	0-0	0-0	0-0	0	0	0	0	0	0	0	0	0	3
13	Kyle NICKOL	g	0-0	0-0	0-0	0	0	0	0	0	0	0	0	0	2
20	Patrick COLBERG	g	0-2	0-1	0-0	0	1	1	0	0	0	0	0	0	2
22	Lorel JOHNSON	g	0-2	0-0	0-0	0	2	2	1	0	1	0	0	0	18
43	Oliver CARR	g	1-2	0-0	1-2	0	0	0	3	3	0	5	0	2	13
Team					1	2	3	1							
Totals			25-45	8-12	17-20	3	19	22	24	75	14	20	5	6	200

FG % 1st Half: 16-21 76.2% 2nd half: 9-24 37.5% Game: 25-45 55.6%
 3FG % 1st Half: 4-4 100.0 2nd half: 4-8 50.0% Game: 8-12 66.7%
 FT % 1st Half: 6-7 85.7% 2nd half: 11-13 84.6% Game: 17-20 85.0%

Montana 86 • 4-2

#	Player	Total		3-Ptr		Rebounds			PF	TP	A	TO	Blk	Stl	Min
		FG-FGA	FG-FGA	FT-FTA	Off Def Tot	PF	TP	A TO Blk Stl							
15	AKOH, Jamar	r	7-8	0-0	2-5	6	4	10	4	16	1	2	0	1	24
20	KRSLOVIC, Fabijan	r	2-3	0-0	3-4	1	3	4	3	7	2	1	0	0	18
00	OGUINE, Michael	g	5-10	2-4	3-4	1	2	3	2	15	2	2	0	0	36
14	RORIE, Ahmaad	g	6-13	1-3	7-10	2	2	4	2	20	4	2	0	2	33
24	MOOREHEAD, Bobby	g	5-9	2-4	0-0	1	2	3	1	12	2	0	1	1	31
01	FALLS, Timmy	g	2-5	0-2	0-0	1	0	1	3	4	2	1	0	2	17
03	BEVENS, Niko	g	0-0	0-0	0-0	0	0	0	0	0	0	0	0	0	1
04	PRIDGETT, Sayeed	g	6-10	0-0	0-1	0	3	3	1	12	0	5	0	3	27
05	NICHOLAS, Karl	g	0-1	0-0	0-1	2	0	2	3	0	0	3	0	0	10
10	ESPE, Lars	g	0-0	0-0	0-2	0	0	0	0	0	0	0	0	0	1
13	SPOJA, Trevor	g	0-0	0-0	0-0	0	0	0	0	0	0	0	0	0	1
40	BESOVIC, Admir	g	0-0	0-0	0-0	0	1	1	0	0	0	0	1	0	1
Team					0	2	2								
Totals			33-59	5-13	15-27	14	19	33	19	86	13	16	2	9	200

FG % 1st Half: 19-31 61.3% 2nd half: 14-28 50.0% Game: 33-59 55.9%
 3FG % 1st Half: 3-5 60.0% 2nd half: 2-8 25.0% Game: 5-13 38.5%
 FT % 1st Half: 5-10 50.0% 2nd half: 10-17 58.8% Game: 15-27 55.6%

Officials: Dennis Flannery, Nate Harris, Johnny Harrington
 Technical fouls: Carroll-TEAM. Montana-None.
 Attendance: 2804

Score by periods			1st	2nd	Total
Carroll			42	33	75
Montana			46	40	86

Points		In	Off	2nd	Fast	Bench
CC	UM	22	18	2	0	3
UM	CC	50	24	18	6	16

Game #7

Nov. 29, 2017
Stanford, Calif.

70 Griz 54

Montana 54 • 4-5

#	Player	Total		3-Ptr		Rebounds			PF	TP	A	TO	Blk	Stl	Min
		FG-FGA	FG-FGA	FT-FTA	Off Def Tot	PF	TP	A TO Blk Stl							
15	AKOH, Jamar	r	3-6	0-0	0-1	3	4	7	4	6	1	1	0	0	21
20	KRSLOVIC, Fabijan	r	0-3	0-0	0-0	2	4	6	4	0	1	0	2	2	27
00	OGUINE, Michael	g	6-15	1-5	6-6	4	2	6	4	19	1	4	2	1	31
14	RORIE, Ahmaad	g	1-12	0-7	2-2	0	4	4	3	4	3	1	0	0	31
24	MOOREHEAD, Bobby	g	6-17	3-10	1-1	3	2	5	2	16	1	2	0	3	35
01	FALLS, Timmy	g	0-2	0-2	1-2	0	0	0	0	1	0	0	0	0	11
04	PRIDGETT, Sayeed	g	2-8	0-1	2-5	0	2	2	4	6	0	0	1	0	25
05	NICHOLAS, Karl	g	1-2	0-0	0-0	1	2	3	3	2	0	1	0	0	12
40	BESOVIC, Admir	g	0-0	0-0	0-0	1	0	1	3	0	0	1	0	0	5
Team					0	0	0								
Totals			19-65	4-25	12-17	14	20	34	27	54	7	11	5	6	200

FG % 1st Half: 9-30 30.0% 2nd half: 10-35 28.6% Game: 19-65 29.2%
 3FG % 1st Half: 2-9 22.2% 2nd half: 2-16 12.5% Game: 4-25 16.0%
 FT % 1st Half: 5-6 83.3% 2nd half: 7-11 63.6% Game: 12-17 70.6%

Stanford 70 • 4-3

Standard FG - 4-6		Total	3-Ptr	Rebounds			PF	TP	A	TO	Blk	Stl	Min		
#	Player	FG-FGA	FG-FGA	FT-FTA	Off	Def								Total	
10	Humphrey, Michael	f	3-6	0-0	6-8	3	9	12	2	12	0	1	0	27	
11	Da Silva, Oscar	f	0-3	0-0	0-0	1	1	2	2	0	1	4	0	1	
12	Travis, Reid	f	8-16	0-1	4-8	1	8	9	3	20	0	3	0	39	
21	Davis, Daejon	f	5-8	1-3	6-6	1	4	5	1	17	4	5	0	38	
02	Cartwright, Robert	g	3-7	1-2	4-4	1	1	2	0	11	5	1	0	33	
04	White, Isaac		1-6	1-5	1-1	0	1	1	1	4	0	1	0	11	
20	Sharma, Josh		1-2	0-0	4-6	2	5	7	2	6	0	2	4	2	
25	Pagon, Blake		0-0	0-0	0-0	0	4	4	3	0	2	2	0	1	
	Team					2	3	5							
	Totals		21-48	3-11	25-33	11	36	47	14	70	12	18	5	5	200

MONTANA BASKETBALL



Game #9

Dec. 9, 2017
Atlanta, Ga.

71 Ghiz 68

Montana 68 • 5-4

#	Player	Total		3-Ptr		Rebounds			PF	TP	A	TO	Blk	Stl	Min
		FG-FGA	FG-FGA	FT-FTA	Off Def Tot	PF	TP	A TO Blk Stl							
15	AKOH, Jamar	f	5-7	0-0	4-6	3	6	9	4	14	2	2	1	1	31
20	KRSLOVIC, Fabijan	f	1-4	0-0	2-3	1	2	3	2	4	2	1	1	0	21
00	OGUINE, Michael	g	2-11	1-5	6-6	2	2	4	4	11	2	2	1	5	31
14	RORIE, Ahmaad	g	6-15	2-8	8-9	3	4	7	3	22	4	4	0	1	38
24	MOOREHEAD, Bobby	g	2-7	2-7	0-0	0	7	7	2	6	0	0	2	1	37
01	FALLS, Timmy	g	0-1	0-1	0-0	0	0	0	0	0	0	2	0	0	3
03	BEVENS, Niko	g	0-0	0-0	0-0	0	0	0	0	0	0	0	0	0	1
04	PRIDGETT, Sayeed	g	3-6	0-0	0-0	0	3	3	4	6	0	2	0	2	17
05	NICHOLAS, Karl	g	2-6	0-0	1-2	3	2	5	1	5	0	1	0	1	14
10	ESPE, Lars	g	0-1	0-1	0-0	1	0	1	1	0	0	1	0	0	5
13	SPOJA, Trevor	g	0-0	0-0	0-0	0	0	0	0	0	0	0	0	0	1
40	BESOVIC, Admir	g	0-0	0-0	0-0	0	0	0	0	0	0	0	0	0	1
Team					1	0	1								
Totals			21-58	5-22	21-26	14	26	40	21	68	10	15	5	11	200

FG % 1st Half: 7-22 31.8% 2nd half: 14-36 38.9% Game: 21-58 36.2%
 3FG % 1st Half: 1-9 11.1% 2nd half: 4-13 30.8% Game: 5-22 22.7%
 FT % 1st Half: 11-14 78.6% 2nd half: 10-12 83.3% Game: 21-26 80.8%

Georgia State 71 • 6-3

#	Player	Total		3-Ptr		Rebounds			PF	TP	A	TO	Blk	Stl	Min
		FG-FGA	FG-FGA	FT-FTA	Off Def Tot	PF	TP	A TO Blk Stl							
02	Benlevi, Malik	f	4-9	3-7	3-4	0	4	4	2	14	1	0	2	0	36
23	Session, Jordan	f	3-5	0-0	3-4	2	3	5	3	9	1	1	0	0	24
30	Thomas, Jeff	f	5-10	1-4	4-5	3	5	8	1	15	3	2	1	1	37
15	Simonds, D'Marcus	g	5-14	0-3	2-3	2	4	6	3	12	3	6	2	3	36
24	Mitchell, Devin	g	0-4	0-3	2-2	0	2	2	3	2	0	1	0	1	22
11	Williams, Isaiah	g	4-6	1-3	6-7	0	1	1	1	15	1	2	0	0	25
12	Williams, Kane	g	1-3	0-0	0-0	0	2	2	2	2	0	0	0	0	6
20	Linder, Josh	g	0-1	0-0	0-0	0	0	0	0	0	0	1	0	0	2
00	Tyson, Jordan	g	1-3	0-0	0-1	0	2	2	2	2	0	1	1	0	12
Team					2	1	3								
Totals			23-55	5-20	20-26	9	24	33	17	71	9	14	6	9	200

FG % 1st Half: 15-28 53.6% 2nd half: 8-27 29.6% Game: 23-55 41.8%
 3FG % 1st Half: 3-8 37.5% 2nd half: 2-12 16.7% Game: 5-20 25.0%
 FT % 1st Half: 10-12 83.3% 2nd half: 10-14 71.4% Game: 20-26 76.9%

Officials: Zeltan Steed, Tim Fitzgerald, Nathan Quick
 Technical fouls: Montana-None. Georgia State-None.
 Attendance: 1224

Score by periods	1st	2nd	Total
Montana	26	42	68
Georgia State	43	28	71

Points	In	Off	2nd	Fast
UM	32	16	17	4
GSU	24	17	10	4

Deadball
Rebounds
3

Game #11

Dec. 19, 2017
Missoula, Mont.

Ghiz 86 HT 68

UC Irvine 68 • 4-10

#	Player	Total		3-Ptr		Rebounds			PF	TP	A	TO	Blk	Stl	Min
		FG-FGA	FG-FGA	FT-FTA	Off Def Tot	PF	TP	A TO Blk Stl							
05	Galloway, Jonathan	f	0-0	0-0	0	2	2	5	0	0	0	0	1	0	14
11	Edgar Jr., John	f	6-11	1-3	0-1	1	3	4	1	13	0	3	0	0	25
42	Rutherford, Tommy	f	2-6	0-0	5-8	4	2	6	1	9	2	1	0	1	22
14	Leonard, Evan	g	2-7	2-3	4-4	0	2	2	0	10	0	1	0	0	30
24	Worku, Eyassu	g	2-8	0-1	4-4	1	0	1	1	8	1	2	0	1	24
02	Hazzard, Max	g	3-8	2-5	2-3	0	3	3	1	10	3	2	0	2	25
10	Welch, Riley	g	0-0	0-0	0-0	0	0	0	2	0	3	1	0	1	6
13	Smith, Brandon	g	1-2	0-1	0-0	0	0	0	0	1	2	1	1	0	10
23	Traylor, Darrin	g	1-2	1-2	0-0	0	4	4	1	3	0	0	0	0	11
50	Jones, Elston	g	2-2	0-0	0-1	1	0	1	3	4	0	2	1	1	18
05	Greene, Brad	g	2-3	0-0	5-6	0	1	1	2	9	0	0	1	0	15
Team					3	2	5								
Totals			21-49	6-15	20-27	10	19	29	18	68	10	15	4	6	200

FG % 1st Half: 10-25 40.0% 2nd half: 11-24 45.8% Game: 21-49 42.9%
 3FG % 1st Half: 4-9 44.4% 2nd half: 2-6 33.3% Game: 6-15 40.0%
 FT % 1st Half: 5-6 83.3% 2nd half: 15-21 71.4% Game: 20-27 74.1%

Montana 86 • 7-4

#	Player	Total		3-Ptr		Rebounds			PF	TP	A	TO	Blk	Stl	Min
		FG-FGA	FG-FGA	FT-FTA	Off Def Tot	PF	TP	A TO Blk Stl							
15	AKOH, Jamar	f	7-12	0-0	9-13	1	6	7	4	23	3	3	1	1	30
20	KRSLOVIC, Fabijan	f	1-3	0-0	0-0	4	0	4	2	2	3	2	0	1	21
00	OGUINE, Michael	g	6-11	1-3	3-6	1	2	3	3	16	0	0	1	1	26
14	RORIE, Ahmaad	g	3-13	0-4	2-4	0	3	3	2	8	4	2	0	0	34
24	MOOREHEAD, Bobby	g	2-4	2-3	1-2	1	4	5	1	7	1	1	0	2	32
01	FALLS, Timmy	g	5-6	4-4	0-0	2	1	3	4	14	2	0	0	0	22
04	PRIDGETT, Sayeed	g	4-7	0-0	0-0	1	2	3	2	8	2	0	0	1	24
05	NICHOLAS, Karl	g	4-4	0-0	0-0	1	0	1	4	8	0	3	0	0	9
13	SPOJA, Trevor	g	0-1	0-0	0-0	0	0	0	0	0	0	0	0	0	2
Team					4	4	8								
Totals			32-61	7-15	15-25	15	22	37	22	86	15	11	2	6	200

FG % 1st Half: 16-30 53.3% 2nd half: 16-31 51.6% Game: 32-61 52.5%
 3FG % 1st Half: 3-6 50.0% 2nd half: 4-9 44.4% Game: 7-15 46.7%
 FT % 1st Half: 4-10 40.0% 2nd half: 11-15 73.3% Game: 15-25 60.0%

Officials: Charles Rydzak, Ron Brokenbrough, Justin Shamion
 Technical fouls: UC Irvine-None. Montana-None.
 Attendance: 3106

Score by periods	1st	2nd	Total
UC Irvine	29	39	68
Montana	39	47	86

Points	In	Off	2nd	Fast
UCI	20	11	8	28
UM	30	19	9	8

Deadball
Rebounds
5

Game #10

Dec. 17, 2017
Missoula, Mont.

Ghiz 77

UC 61

UC Riverside 61 • 3-7

#	Player	Total		3-Ptr		Rebounds			PF	TP	A	TO	Blk	Stl	Min
		FG-FGA	FG-FGA	FT-FTA	Off Def Tot	PF	TP	A TO Blk Stl							
14	Rosser, Brandon	f	4-6	2-2	3-5	0	2	2	4	13	0	0	1	1	28
21	Larsson, Alex	f	2-6	0-0	0-0	1	1	2	3	4	0	1	0	0	17
32	Dijkstra, Menno	c	1-3	0-1	0-0	0	2	2	0	2	0	0	0	0	11
03	Murray, Chance	g	1-5	0-1	1-3	0	3	3	2	3	2	2	0	0	27
15	Martin, Dikymbe	g	0-7	0-2	2-3	2	1	3	0	2	1	3	0	0	22
00	Hickman, Alec	g	1-3	0-2	0-0	0	0	0	0	2	0	0	0	0	5
01	Sylvester, DJ	g	5-6	1-1	7-8	0	2	2	2	18	0	1	0	0	17
05	Brown, Jayvon	g	1-4	0-2	0-0	1	1	2	0	2	0	1	0	0	9
10	Kennedy, Ajani	g	2-3	0-0	0-0	1	0	1	1	4	0	2	0	1	14
12	Diallo, Idy	g	1-1	0-0	0-0	0	1	1	5	2	0	1	1	0	14
13	Rwathwire, Eric	g	0-1	0-1	0-0	0	0	0	0	1	0	0	1	0	6
22	Pickett, Dominick	g	0-0	0-0	0-0	0	0	0	0	0	0	1	0	0	3
24	Flippin, Koh	g	1-3	1-3	3-4	1	0	1	2	6	1	1	0	1	11
25	Jackson, James	g	1-4	1-2	0-0	0	2	2	3	2	2	0	0	0	16
Team					0	2	2								
Totals			20-52	5-17	16-23	6	17	23	22	61	6	16	2	6	200

FG % 1st Half: 8-26 30.8% 2nd half: 12-26 46.2% Game: 20-52 38.5%
 3FG % 1st Half: 1-5 20.0% 2nd half: 4-12 33.3% Game: 5-17 29.4%
 FT % 1st Half: 4-9 44.4% 2nd half: 12-14 85.7% Game: 16-23 69.6%

Montana 77 • 6-4

#	Player		Total		3-Ptr		Rebounds			PF	TP	A	TO	Blk	Stl	Min
			FG-FGA	FG-FGA	FT-FTA	Off	Def	Tot								
15	AKOH, Jamar	f	4-5	0-0	9-9	0	4	12	4	17	2	3	2	1	33	
20	KROLOVIC, Fabijan		3-4	0-0	0-0	0	1	1	0	6	0	0	0	0	28	
00	OGUINE, Michael	g	3-9	0-3	6-9	3	2	5	2	12	1	3	3	1	29	
14	RORIE, Ahmadd		8-13	2-6	4-6	1	2	3	1	22	2	4	0	0	38	
24	BORREHEAD, Bobby	g	3-5	2-3	1-2	1	7	8	2	9	3	0	0	0	31	
01	FALLS, Timmy		1-2	1-2	0-0	0	0	0	3	3	2	0	0	0	11	
04	PRIDGETT, Sayeed		2-6	0-1	2-2	0	4	4	3	6	0	3	0	2	0	17
05	NICHOLAS, Karl		0-0	0-0	2-4	2	2	4	1	2	0	2	0	0	0	9
10	ESPE, Lars		0-0	0-0	0-0	0	0	0	1	0	0	1	0	0	1	1
13	SPOJA, Trevor		0-1	0-1	0-0	0	0	0	1	0	0	0	0	0	2	
40	BESOVIC, Admir		0-0	0-0	0-0	0	0	0	0	0	0	0	0	0	1	

MONTANA BASKETBALL



Game #13

Dec. 28, 2017

Flagstaff, Ariz.

87 69

Montana 87 • 8-5, 1-0 BSC

#	Player	Total		3-Ptr		Rebounds			PF	TP	A TO Blk			Stl	Min
		FG	F-GA	FG	F-GA	FT	Off	Def	Tot						
15	AKOH, Jamar	f	5-14	0-0	13-18	3	7	10	1	23	0	3	1	3	30
20	KRSLOVIC, Fabijan	f	1-2	0-0	1-3	2	3	5	3	3	1	2	1	1	14
00	OGUINE, Michael	g	5-9	1-3	2-2	0	0	0	5	13	2	1	0	3	31
14	RORIE, Ahmaad	g	8-14	4-8	2-2	0	3	3	3	22	3	0	0	0	32
24	MOOREHEAD, Bobby	g	2-7	2-4	0-0	0	5	5	3	6	2	0	0	0	28
01	FALLS, Timmy		2-7	0-2	2-2	0	1	1	4	6	4	1	0	2	24
04	PRIDGETT, Sayeed		4-9	0-0	2-2	1	3	4	4	10	1	2	1	1	23
05	NICHOLAS, Karl		2-3	0-0	0-0	3	2	5	2	4	0	2	1	1	16
13	SPOJA, Trevor		0-0	0-0	0-0	0	0	0	1	0	0	0	0	0	2
	Team					7	2	9							
Totals			29-65	7-17	22-29	16	26	42	26	87	13	11	4	11	200

FG % 1st Half: 13-30 43.3% 2nd half: 16-35 45.7% Game: 29-65 44.6%

3FG % 1st Half: 2-8 25.0% 2nd half: 5-9 55.6% Game: 7-17 41.2%

FT % 1st Half: 14-16 87.5% 2nd half: 8-13 61.5% Game: 22-29 75.9%

Deadball
Rebounds
4

Northern Arizona 69 • 3-11, 0-1 BSC

#	Player	Total		3-Ptr		Rebounds			PF	TP	A TO Blk			Stl	Min
		FG	F-GA	FG	F-GA	FT	Off	Def	Tot						
25	Brooks Debisschop	f	2-4	1-1	0-2	3	4	7	2	5	0	2	1	1	24
32	Chris Bowling	f	1-4	0-3	0-0	0	0	0	3	2	0	1	0	0	8
33	Isaiah Thomas	c	0-2	0-0	0-0	3	2	5	3	0	0	1	5	0	29
03	Gino Littles	g	1-5	1-2	2-2	0	4	4	2	5	3	2	0	1	31
04	JoJo Anderson	g	5-14	4-7	17-19	0	4	4	1	31	3	3	0	0	38
00	Torry Johnson		1-5	0-1	6-7	0	1	1	3	8	3	3	0	1	19
01	Carlos Hines		1-2	1-2	4-4	0	1	1	1	7	1	0	0	0	11
02	Corey Brown		2-2	0-0	1-1	0	2	2	2	5	0	1	0	0	11
14	Karl Harris		0-3	0-0	0-0	0	2	2	2	0	0	2	0	1	13
23	Lenell Henry		3-7	0-1	0-0	2	2	4	3	6	0	3	1	0	13
55	Ruben Fuamba		0-1	0-0	0-0	0	0	0	0	0	0	0	0	0	3
	Team					2	1	3			1				
Totals			16-49	7-17	30-35	10	23	33	22	69	10	19	7	4	200

FG % 1st Half: 7-27 25.9% 2nd half: 9-22 40.9% Game: 16-49 32.7%

3FG % 1st Half: 2-7 28.6% 2nd half: 5-10 50.0% Game: 7-17 41.2%

FT % 1st Half: 14-17 82.4% 2nd half: 16-18 88.9% Game: 30-35 85.7%

Deadball
Rebounds
2Officials: Kelly Self, Frank Harvey III, Jeff Wooten
Technical fouls: Montana-None. Northern Arizona-None.
Attendance: 604

Score by periods	1st	2nd	Total
Montana	42	45	87
Northern Arizona	30	39	69

	Points	In Paint	Off T/O	2nd Chance	Fast Break	Bench
UM	38	27	13	21	20	
NAU	12	14	5	3	26	

Game #14

Dec. 30, 2017

Cedar City, Utah

79 49

Montana 79 • 9-5

#	Player	Total		3-Ptr		Rebounds			PF	TP	A TO Blk			Stl	Min
		FG	F-GA	FG	F-GA	FT	Off	Def	Tot						
00	OGUINE, Michael	*	3-8	1-4	4-5	0	3	3	3	11	1	0	0	1	24
14	RORIE, Ahmaad	*	8-13	2-4	2-2	0	4	4	0	20	3	0	0	1	30
15	AKOH, Jamar	*	4-7	0-0	4-4	0	4	4	4	12	0	1	0	1	21
20	KRSLOVIC, Fabijan	*	4-4	0-0	0-0	0	6	6	3	8	2	2	0	0	21
24	MOOREHEAD, Bobby	*	2-8	0-3	2-2	0	9	9	0	6	0	1	1	2	28
01	FALLS, Timmy		4-7	1-3	0-0	0	0	0	1	9	3	1	0	1	28
03	BEVENS, Niko		0-0	0-0	0-0	0	0	0	0	0	0	0	0	0	2
04	PRIDGETT, Sayeed		4-9	0-0	0-0	2	4	6	5	8	4	0	0	2	26
05	NICHOLAS, Karl		1-4	0-0	1-1	1	1	2	5	3	0	1	0	0	9
10	ESPE, Lars		0-0	0-0	0-0	0	0	0	0	0	0	0	0	0	3
13	SPOJA, Trevor		0-2	0-2	0-0	0	0	0	1	0	0	0	0	0	5
40	BESOVIC, Admir		1-1	0-0	0-0	0	0	0	1	2	0	0	0	0	3
	Team					3	1	4							
Totals			31-63	4-16	13-14	6	32	38	23	79	13	6	1	8	200

FG % 1st Half: 16-36 44.4% 2nd half: 15-27 55.6% Game: 31-63 49.2%

3FG % 1st Half: 3-10 30.0% 2nd half: 1-6 16.7% Game: 4-16 25.0%

FT % 1st Half: 4-4 100.0 2nd half: 9-10 90.0% Game: 13-14 92.9%

Deadball
Rebounds
0

Southern Utah 49 • 6-7

#	Player	Total		3-Ptr		Rebounds			PF	TP	A TO Blk			Stl	Min
		FG	F-GA	FG	F-GA	FT	Off	Def	Tot						
10	Calloway, Jacob	f	0-3	0-3	0-0	0	1	1	0	0	1	0	0	0	14
25	Morgan, Dwayne	f	8-17	2-3	4-6	2	9	11	4	22	0	3	1	0	30
04	Marin, Dre	g	0-6	0-2	6-6	2	2	4	2	6	3	1	1	1	28
12	Cohee, Jadon	g	0-5	0-1	0-0	0	2	2	1	0	1	3	0	0	21
05	Lyons, Jordan		0-0	0-0	0-0	0	0	0	1	0	0	1	0	0	4
14	McGee, James		2-8	2-4	2-3	0	3	3	1	8	1	3	0	0	30
15	Aytes, Jamal		1-7	0-0	3-4	2	4	6	2	5	0	2	0	1	21
22	Madunic, Ivan		1-3	0-1	0-0	1	3	4	1	2	0	1	1	0	16
33	Johnson, Matthew		0-1	0-1	0-0	0	0	0	1	0	1	0	0	0	16
34	Musoko, Christian	/	2-6	0-0	0-2	3	2	5	1	4	0	0	0	0	18
44	Swallow, Joel		1-1	0-0	0-0	0	0	0	0	2	0	1	0	0	2
	Team					5	1	6							
Totals			15-57	4-15	15-21	15	27	42	14	49	7	15	3	2	200

FG % 1st Half: 6-26 23.1% 2nd half: 9-31 29.0% Game: 15-57 26.3%

3FG % 1st Half: 1-7 14.3% 2nd half: 3-8 37.5% Game: 4-15 26.7%

FT % 1st Half: 7-10 70.0% 2nd half: 8-11 72.7% Game: 15-21 71.4%

Deadball
Rebounds
1Officials: Scott Brow, Mark Cook, Mike Ojeda
Technical fouls: Montana-None. Southern Utah-None.
Attendance: 1263

Score by periods	1st	2nd	Total
Montana	39	40	79
Southern Utah	20	29	49

	Points	In Paint	Off T/O	2nd Chance	Fast Break	Bench
UM	38	21	4	8	22	
UU	18	2	5	0	17	



2016-17 SEASON STATISTICS - ALL GAMES

RECORD:	OVERALL	HOME	AWAY	NEUTRAL
ALL GAMES	16-16	8-5	7-8	1-3
CONFERENCE	11-7	5-4	6-3	0-0
NON-CONFERENCE	5-9	3-1	1-5	1-3

#	Player	gp-gs	min	avg	Total		3-Point		F-Throw		Rebounds				pf	dq	a	to	blk	stl	pts	avg
					fg-fga	fg%	3fg-fga	3fg%	ft-fa	ft%	off	def	tot	avg								
14	Ahmaad Rorie	31-31	1007	32.5	192-428	.449	63-164	.384	100-120	.833	25	84	109	3.5	66	0	97	47	7	26	547	17.6
00	Michael Oguine	26-25	739	28.4	99-206	.481	19-51	.373	93-123	.756	52	104	156	6.0	91	7	43	32	8	37	310	11.9
05	Walter Wright	31-7	678	21.9	110-280	.393	25-95	.263	84-97	.866	8	47	55	1.8	59	0	90	65	2	12	329	10.6
04	Sayeed Priddgett	31-11	606	19.5	99-189	.524	1-10	.100	52-66	.788	33	88	121	3.9	79	0	44	45	16	11	251	8.1
20	Fabijan Krslovic	32-32	882	27.6	97-175	.554	0-0	.000	50-79	.633	72	134	206	6.4	99	6	46	49	20	38	244	7.6
31	Jack Lopez	32-31	787	24.6	71-174	.408	54-123	.439	21-30	.700	16	86	102	3.2	89	3	22	28	8	12	217	6.8
33	Jared Samuelson	32-1	367	11.5	65-114	.570	1-3	.333	33-49	.673	30	46	76	2.4	55	1	11	21	11	10	164	5.1
24	Bobby Moorehead	32-10	575	18.0	41-128	.320	27-93	.290	15-22	.682	10	81	91	2.8	69	3	18	19	9	10	124	3.9
34	Brandon Gfeller	32-11	402	12.6	43-111	.387	31-86	.360	7-14	.500	9	33	42	1.3	49	0	12	12	3	11	124	3.9
01	Mario Dunn	25-1	339	13.6	23-60	.383	15-37	.405	5-9	.556	8	25	33	1.3	34	0	31	17	7	13	66	2.6
15	Trever Spoja	8-0	19	2.4	3-7	.429	2-5	.400	2-4	.500	0	0	0	0.0	3	0	1	1	0	0	10	1.3
30	Gavin DeJong	7-0	27	3.9	0-4	.000	0-0	.000	3-4	.750	1	3	4	0.6	4	0	0	1	0	1	3	0.4
32	Aaron Misipeka-Ward	10-0	22	2.2	0-4	.000	0-0	.000	2-4	.500	3	5	8	0.8	2	0	1	1	0	0	2	0.2
Team											43	38	81		2			7				
Total.....		32	6450		843-1880	.448	238-667	.357	467-621	.752	310	774	1084	33.9	701	20	416	345	91	181	2391	74.7
Opponents.....		32	6450		802-1736	.462	202-585	.345	542-772	.702	283	799	1082	33.8	607	-	362	404	130	166	2348	73.4

2016-17 SEASON STATISTICS - BIG SKY GAMES

RECORD:	OVERALL	HOME	AWAY	NEUTRAL
ALL GAMES	11-7	5-4	6-3	0-0
CONFERENCE	11-7	5-4	6-3	0-0
NON-CONFERENCE	0-0	0-0	0-0	0-0

#	Player	gp-gs	min	avg	Total		3-Point		F-Throw		Rebounds				pf	dq	a	to	blk	stl	pts	avg
					fg-fga	fg%	3fg-fga	3fg%	ft-fa	ft%	off	def	tot	avg								
14	RORIE,Ahmaad	17-17	560	32.9	115-245	.469	36-93	.387	63-74	.851	15	41	56	3.3	35	0	56	23	4	13	329	19.4
00	OGUINE,Michael	18-18	559	31.1	79-160	.494	18-45	.400	64-87	.736	44	80	124	6.9	61	4	33	22	4	29	240	13.3
05	WRIGHT,Walter	17-0	354	20.8	61-153	.399	14-45	.311	43-53	.811	4	19	23	1.4	30	0	49	30	1	2	179	10.5
20	KRSLOVIC,Fabijan	18-18	472	26.2	59-105	.562	0-0	.000	34-50	.680	33	70	103	5.7	58	4	26	26	12	22	152	8.4
04	PRIDGETT,Sayeed	17-4	326	19.2	54-96	.563	0-1	.000	21-29	.724	16	55	71	4.2	39	0	26	17	7	5	129	7.6
31	LOPEZ,Jack	18-18	456	25.3	36-98	.367	26-74	.351	12-18	.667	9	63	72	4.0	53	1	10	13	4	9	110	6.1
33	SAMUELSON,Jared	18-0	181	10.1	29-54	.537	0-0	.000	19-28	.679	15	20	35	1.9	27	1	4	10	8	5	77	4.3
24	MOOREHEAD,Bobby	18-3	338	18.8	25-71	.352	15-48	.313	10-15	.667	8	44	52	2.9	45	3	9	9	8	5	75	4.2
34	GFELLER,Brandon	18-11	254	14.1	20-60	.333	13-44	.295	6-13	.462	7	24	31	1.7	27	0	8	7	2	8	59	3.3
15	SPOJA,Trever	5-0	8	1.6	3-5	.600	2-3	.667	1-2	.500	0	0	0	0.0	0	0	0	0	0	0	9	1.8
01	DUNN,Mario	12-1	132	11.0	7-22	.318	4-17	.235	3-5	.600	3	8	11	0.9	12	0	11	6	3	5	21	1.8
32	MISIPEKA-WARD,Aar	5-0	10	2.0	0-2	.000	0-0	.000	2-4	.500	2	1	3	0.6	1	0	1	1	0	0	2	0.4
Team											27	27	54		1			2				
Total.....		18	3650		488-1071	.456	128-370	.346	278-378	.735	183	452	635	35.3	389	13	233	166	53	103	1382	76.8
Opponents.....		18	3650		460-992	.464	103-302	.341	289-421	.686	153	453	606	33.7	359	-	193	211	74	82	1312	72.9



MONTANA BASKETBALL



GENERAL

Name of School: University of Montana
 Abbreviation: UM
 City/Zip: Missoula, MT 59812
 Founded: Feb. 17, 1893
 Enrollment: 12,500
 Nickname: Grizzlies, Griz
 School Colors: Maroon (PMS 209) & Silver (PMS 8 C)
 Arena Name: Dahlberg Arena (7,322)
 Affiliation: NCAA Division I
 Conference: Big Sky Conference (Inaugural, 1963)
 President: Sheila Stearns
 Athletics Director: Kent Haslam
 Online Tickets: www.griztix.com
 Ticket Office Phone: 1-888-MONTANA

COACHING STAFF

Head Coach: Travis DeCuire
 Alma Mater, Year: Montana, 1994
 Record at UM: 66-46, 4th Season
 Career Record: Same
 Big Sky Conference Record: 39-15
 Office Phone: (406) 243-5334
 Twitter: @CoachDeCuire
 Associate Head Coach: Chris Cobb
 Alma Mater (Year): Menlo College, 2009
 Seasons at UM: 4th Season
 Assistant Coach: Rachi Wortham
 Alma Mater (Year): Eastern Washington, 2006
 Seasons at UM: 2nd Season
 Assistant Coach: Jay Flores
 Alma Mater (Year): Chico State, 2012
 Seasons at UM: Second Season
 Program Coordinator: Julie Tonkin
 Student Manager: Jesse Bartels

HISTORY

First Year of Basketball: 1901-02
 All-Time Record: 1,445-1,236-1 (.539)
 All-Time Big Sky Record: 472-314 (.601)
 All-Time Home Record: 971-406 (.705)
 Record at Dahlberg Arena (Since 1953): 691-245 (.738)
 Big Sky Tournament Titles: 9 (Last: 2013)
 Big Sky Regular-Season Titles: 9
 Big Sky Runners-Up: 10
 NCAA Tournament Berths: 10
 NCAA Tournament Record: 2-11
 Last NCAA Tournament Berth: 2013 (1st Round vs. Syracuse)
 Last NCAA Tournament Win: 2006 (87-79 vs. #5 Nevada)
 NIT Berths: 4
 Last NIT Berth: 2015 (1st Round vs. Texas A&M)

TEAM INFORMATION

2016-17 Overall Record: 16-16 (.500)
 2016-17 Big Sky Record: 11-7 (.611)
 2016-17 Home Record: 8-5 (.615)
 2016-17 Away Record: 7-8 (.467)
 2016-17 Neutral-Site Record: 1-3 (.250)
 2016-17 Regular Season Finish: 5th
 Big Sky Tournament Result: 0-1 (T-5th)
 2016-17 Postseason: N/A
 Starters Returning/Lost: 3/1
 Letterwinners Returning/Lost: 5/5
 2016-17 Starts Returning: 68.1%
 2016-17 Points Per Game Returning: 62.1%
 2016-17 Rebounds Per Game Returning: 68.1%
 2016-17 Assists Per Game Returning: 59.9%
 2016-17 Steals Per Game Returning: 67.4%
 2016-17 Blocks Per Game Returning: 65.9%



NIC HALLISEY

Assistant Director of Communications
 Men's Basketball, Soccer, Track & Field

Email: nic.hallisey@umontana.edu
 Cell Phone: (970) 231-4789
 Mailing Address: 32 Campus Dr.
 Missoula, MT 59812
 Website: www.GoGriz.com
 Press Row Phone: (406) 243-4281

Services: The UM sports information department provides rosters, releases and updated statistics prior to every game at the Dahlberg Arena press row. Printed box scores will also be available for media during and immediately following the completion of home games. A complete box score will be emailed to media outlets and competing schools after the conclusion of each match.

Interviews: All player and coaching staff interviews must be made through Nic Hallisey at least one day in advance to assure a time slot. Players and coaches are not available prior to games.

Parking: Parking passes will be issued to media upon request. Please request parking from Nic Hallisey.

Photographers: Photographers are limited to the marked areas along sidelines and baselines in accordance with NCAA guidelines. Photographers will not be allowed in team bench areas or behind the official scorer's table.

Practices: Media is allowed at Griz basketball practice when proper notice has been given. Please call Nic Hallisey to check practice status (open or closed), as well as time and location.

Postgame: Following a 10-minute cooling-off period, head coach Travis DeCuire and selected UM basketball players will be available to the media. Interviews are to take place on the Dahlberg Arena floor unless otherwise noted. A member of the UM sports information department will be available to assist in arranging postgame interviews as needed.



Twitter

@MontanaGrizBB #GrizHoops
 @UMGrizzlies #FightUniteWin
 #GoGriz



Facebook

@MontanaGrizBB
 @UMGrizzlies



Instagram

@UMGrizzlies



YouTube

Griz TV



MONTANA BASKETBALL



TRAVIS DECUIRE

Head Coach | Fourth Season | Montana, 1994

In his first two seasons as the University of Montana's 27th men's head basketball coach, Travis DeCure accomplished something no other coach in UM history had: he posted two 20-win seasons in his first two seasons.

Now entering the fourth season at his alma mater, DeCure is once again poised to put the Grizzlies back on the road to a 20-win campaign.

DeCure (pronounced: dee-CURE) was formally introduced as the Grizzlies' head basketball coach in June 2014, at a press conference at UM's Adams Center after the initial announcement from UM's Director of Athletics Kent Haslam in May of that year.

In his first season at the helm of a program with a rich history of success, DeCure's Griz started the year picked to finish eighth in the conference. Led by future European professional Jordan Gregory, UM would go on to defy expectations and win the Big Sky regular-season championship and advance to the National Invitational Tournament (NIT) before finishing the season 20-13 (14-4 BSC).

At the time, he became only the second coach in UM history to notch 20 victories in his first season at the helm – a feat also accomplished by Blaine Taylor in 1991-92 (27-4).

In DeCure's second year, he followed up with another 20-win season and another trip to the Big Sky championship game, this time led by future European professional Martin Breunig. DeCure's Grizzlies would once again advance to the postseason, competing in the first round of the CBI tournament against Nevada, finishing with a 21-12 (14-4 BSC) record.

Paced by 10 underclassmen and just two seniors who played significant time, the Grizzlies went 16-16 (11-7 BSC) in 2016-17, earning a first-round bye in the Big Sky tournament. During the season, DeCure became the second-fastest UM head coach to reach 50 wins (doing so in 84 contests). He coached a pair of UM sophomores – both returning in 2017-18 – to All-Big Sky Conference recognition.

The 2016-17 season was also the second consecutive year in which the Grizzlies have posted a team grade-point average above 3.0, earning NABC Team Academic Excellence recognition both seasons.

Prior to returning to his alma mater as head coach, DeCure spent six seasons (2008-09 through 2013-14) on the University of California coaching staff – including the final four as associate head coach. Regarded as one of the top tutors in the game, DeCure helped former Montana mentor Mike Montgomery – a member of the National Collegiate Basketball Hall of Fame – transform Cal into one of the winningest programs in the Pac-12 during his time in Berkeley. The Bears reached the postseason all six years he was on the staff, including the NCAA tournament four times. The Golden Bears boasted 130 wins in his six seasons – the best six-year stretch in school history – winning the 2010 Pac-10 championship. He coached numerous all-conference selections, including conference players of the year Jerome Randle (2010) and Jorge Gutierrez (2012).

DeCure he spent five seasons (2003-04 through 2007-08) as an assistant coach at Old Dominion, under former Griz head coach and player Blaine Taylor. There, he helped the Monarchs to a combined record of 117-53. The mark included 94 wins during his final four seasons – the most in school history over a four-year stretch. ODU reached the postseason each of those four seasons and advanced to the NCAA tournament in both 2005 and 2007 – winning a school-record 28 contests in 2005. Additionally, the Monarchs reached the NIT semifinals in 2006 and the quarterfinals of the College Basketball Invitational in 2008.

DeCure, from Seattle, Wash., also has head coaching experience from stints at Sammamish High School and Green River Community College in Washington. At GRCC, DeCure took over a last-place program and guided it to a conference championship and its first 20-win season in more than 20 years, earning league coach-of-the-year honors in 2003 – his second season. At Sammamish High School in Bellevue, DeCure led his team to a pair of conference titles, a state tournament appearance and three consecutive trips to the district tournament.

As a point guard for Montana from 1992-94 DeCure was named All-Big Sky Conference as a junior and senior. He set a school record in just three seasons with 435 career assists. He also established UM's single-season mark with 199 assists as a senior in 1993-94, when he was ranked 12th in the nation, averaging 7.1 assists a game. He was the recipient of the Grizzlies' Carl Dragstedt Award (MVP) as a junior and senior, and received the John Eahart Award (Outstanding Defensive Player) following his senior year.

As a freshman at Chaminade-Hawaii, he was a starter and team MVP in 1990. He then transferred to Montana and redshirted in 1991. DeCure attended Mercer Island High School (Wash.), where he was a three-year starter and all-state, team MVP, and a McDonald's All-America honorable mention pick as a senior.

He has a strong commitment to community service and founded and acted as president of the Fastbreak Basketball Association – an organization that assists in teaching life lessons and building self-esteem through basketball to more than 500 students in the Seattle-Tacoma area. Additionally, he has extensive experience in counseling at the Echo Glen Children's Center in Snoqualmie, Wash., from 1996-98, and with the Ryther Children's Center in North Seattle, from 1995-97.

DeCure graduated from Montana in 1994 with a degree in business marketing. He and his wife, Sabrina, have two daughters – Brianna (24) and Tamia (5).

DECUIRE AT A GLANCE

Personal

Hometown: Seattle, Wash.

Wife: Sabrina

Daughters: Brianna (24), Tamia (5)

Education

Montana, 1994

Bachelor's: Business Marketing

Coaching Capsule

Years	School	Position
2014-Pres.	Montana	Head Coach
2012-14	California	Associate Head Coach
2008-12	California	Assistant Coach
2003-08	Old Dominion	Assistant Coach
2001-03	Green River C.C.	Head Coach

Head Coaching Capsule

Year	Overall	BSC	Place	Postseason
2014-15	20-13	14-4	1st	NIT
2015-16	21-12	14-4	2nd	CBI
2016-17	16-16	11-7	5th	BSC Tour.
2017-18	9-5	2-0	-	-
TOTALS	66-46	41-15	-	-



MONTANA BASKETBALL



O | MICHAEL OGUINE

Junior | Guard | 6-2 | 171 | Los Angeles, Calif. (Chaminade Prep H.S.)

MINUTES

Season 44, at Pitt (11/13/17)
Career Same

POINTS

Season 29, at Pitt (11/13/17)
Career Same

REBOUNDS

Season 7, on two occasions
Career 11, on two occasions

ASSISTS

Season 5, at Pitt (11/13/17)
Career 5, on three occasions

BLOCKS

Season 3, vs. UC Riverside (12/17/17)
Career 4, vs. Carroll (11/21/15)

STEALS

Season 5, at Georgia State (12/9/17)
Career 5, on two occasions

FIELD GOALS

Season 10, at Pitt (11/13/17)
Career Same

FIELD-GOAL ATTEMPTS

Season 22, at Pitt (11/13/17)
Career Same

THREE-POINTERS

Season 2, on three occasions
Career 4, on three occasions

FREE THROWS

Season 7, on two occasions
Career 7, on three occasions

2017-18 GAME-BY-GAME STATISTICS

Date	Opponent	START	MIN	Total		3-Pointers		Free-Throws		Rebounds			PF	A	TO	BLK	STL	PTS	AVG
				FG-FGA	PCT	3FG-FGA	PCT	FT-FTA	PCT	OFF	DEF	TOT							
11/10	Whitworth	*	33	2-9	.222	1-3	.333	5-7	.714	2	4	6	3	4	4	1	2	10	10.0
11/13	at Pitt	*	44	10-22	.455	2-7	.286	7-12	.583	5	1	6	3	5	0	0	0	29	19.5
11/15	at Penn State	*	34	6-15	.400	2-5	.400	1-5	.200	2	5	7	3	0	0	1	0	15	18.0
11/20	vs. Oral Roberts	*	35	3-10	.300	1-6	.167	7-8	.875	3	3	6	2	4	1	0	1	14	17.0
11/21	vs. UC Santa Barbara	*	33	5-9	.556	0-1	.000	4-5	.800	3	3	6	5	4	1	1	2	14	16.4
11/26	Carroll	*	36	5-10	.500	2-4	.500	3-4	.750	1	2	3	2	2	2	0	0	15	16.2
11/29	at Stanford	*	33	6-15	.400	1-5	.200	6-6	1.000	4	2	6	4	1	4	2	1	19	16.6
12/3	CSUN	*	38	6-12	.500	0-2	.000	1-2	.500	5	2	7	1	1	2	1	2	13	16.1
12/9	at Georgia State	*	31	2-11	.182	1-5	.200	6-6	1.000	2	2	4	4	2	2	1	5	11	15.6
12/17	UC Riverside	*	29	3-9	.333	0-3	.000	6-9	.667	3	2	5	2	1	3	3	1	12	15.2
12/19	UC Irvine	*	26	6-11	.545	1-3	.333	3-6	.500	1	2	3	3	0	0	1	1	16	15.3
12/22	at Washington	*	24	2-5	.400	0-1	.000	1-2	.500	1	3	4	3	2	2	0	1	5	14.4
12/28	at Northern Arizona	*	31	5-9	.556	1-3	.333	2-2	1.000	0	0	0	5	2	1	0	3	13	14.3
12/30	at Southern Utah	*	24	3-8	.375	1-4	.250	4-5	.800	0	3	3	3	1	0	0	1	11	14.1
1/4	North Dakota																		
1/6	Northern Colorado																		
1/11	at Sacramento State																		
1/13	at Portland State																		
1/20	at Montana State																		
1/25	Southern Utah																		
1/27	Northern Arizona																		
2/1	at Northern Colorado																		
2/3	at North Dakota																		
2/8	Portland State																		
2/10	Sacramento State																		
2/15	at Eastern Washington																		
2/17	at Idaho																		
2/24	Montana State																		
3/1	Weber State																		
3/3	Idaho State																		
3/6	Big Sky First Round																		
3/8	Big Sky Quarterfinals																		
3/9	Big Sky Semifinals																		
3/10	Big Sky Championship																		

OGUINE'S CAREER STATISTICS

SEASON	GP	GS	MIN	AVG	FG	FGA	PCT	3FG	3FGA	PCT	FT	FTA	PCT	OFF	DEF	TOT	AVG	PF	FO	AST	T/O	BLK	STL	PTS	AVG
2015-16	33	30	1010	30.6	117	290	.403	31	99	.313	98	140	.700	21	125	146	4.4	97	2	61	62	13	34	363	11.0
2016-17	26	25	739	28.4	99	206	.481	19	51	.373	93	123	.756	52	104	156	6.0	91	7	43	32	8	37	310	11.9
2017-18	14	14	451	32.2	64	155	.413	13	52	.250	56	79	.709	32	34	66	4.7	43	2	29	22	11	20	197	14.1
TOTAL	73	69	2200	30.1	280	651	.430	63	202	.312	247	342	.722	105	263	368	5.0	231	11	133	116	32	91	870	11.9



MONTANA BASKETBALL



1 | TIMMY FALLS

Freshman | Guard | 6-2 | 171 | Dublin, Calif. (Dublin H.S.)

MINUTES

Season 28, at Southern Utah (12/30/17)
Career Same

POINTS

Season 14, vs. UC Irvine (12/19/17)
Career Same

REBOUNDS

Season 3, vs. UC Irvine (12/19/17)
Career Same

ASSISTS

Season 4, at Northern Arizona (12/28/17)
Career Same

BLOCKS

Season
Career Same

STEALS

Season 2, on two occasions
Career Same

FIELD GOALS

Season 5, vs. UC Irvine (12/19/17)
Career Same

FIELD-GOAL ATTEMPTS

Season 7, on two occasions
Career Same

THREE-POINTERS

Season 4, vs. UC Irvine (12/19/17)
Career Same

FREE THROWS

Season 2, on two occasions
Career Same

2017-18 GAME-BY-GAME STATISTICS

Date	Opponent	START	MIN	Total		3-Pointers		Free-Throws		Rebounds			PF	A	TO	BLK	STL	PTS	AVG
				FG-FGA	PCT	3FG-FGA	PCT	FT-FTA	PCT	OFF	DEF	TOT							
11/10	Whitworth	-	20	1-5	.200	0-1	.000	0-1	.000	0	1	1	2	0	1	0	0	2	2.0
11/13	at Pitt	-	4	0-1	.000	0-0	.000	0-0	.000	0	0	0	1	0	0	0	0	0	1.0
11/15	at Penn State	-	7	0-1	.000	0-1	.000	0-0	.000	0	1	1	1	0	1	0	0	0	0.7
11/20	vs. Oral Roberts	-	10	1-1	1.000	0-0	.000	0-0	.000	0	1	1	1	2	2	0	0	2	1.0
11/21	vs. UC Santa Barbara	-	10	0-1	.000	0-1	.000	0-0	.000	0	0	0	3	0	2	0	0	0	0.8
11/26	Carroll	-	17	2-5	.400	0-2	.000	0-0	.000	1	0	1	3	2	1	0	2	4	1.3
11/29	at Stanford	-	11	0-2	.000	0-2	.000	1-2	.500	0	0	0	0	0	0	0	0	1	1.3
12/3	CSUN	-		DNP															
12/9	at Georgia State	-	3	0-1	.000	0-1	.000	0-0	.000	0	0	0	0	0	2	0	0	0	1.1
12/17	UC Riverside	-	11	1-2	.500	1-2	.500	0-0	.000	0	0	0	3	0	2	0	0	3	1.3
12/19	UC Irvine	-	22	5-6	.833	4-4	1.000	0-0	.000	2	1	3	4	2	0	0	0	14	2.6
12/22	at Washington	-	23	0-2	.000	0-0	.000	2-2	1.000	0	1	1	2	2	2	0	1	2	2.5
12/28	at Northern Arizona	-	24	2-7	.286	0-2	.000	2-2	1.000	0	1	1	4	4	1	0	2	6	2.8
12/30	at Southern Utah	-	28	4-7	.571	1-3	.333	0-0	.000	0	0	0	1	3	1	0	1	9	3.3
1/4	North Dakota																		
1/6	Northern Colorado																		
1/11	at Sacramento State																		
1/13	at Portland State																		
1/20	at Montana State																		
1/25	Southern Utah																		
1/27	Northern Arizona																		
2/1	at Northern Colorado																		
2/3	at North Dakota																		
2/8	Portland State																		
2/10	Sacramento State																		
2/15	at Eastern Washington																		
2/17	at Idaho																		
2/24	Montana State																		
3/1	Weber State																		
3/3	Idaho State																		
3/6	Big Sky First Round																		
3/8	Big Sky Quarterfinals																		
3/9	Big Sky Semifinals																		
3/10	Big Sky Championship																		

FALLS' CAREER STATISTICS

SEASON	GP	GS	MIN	AVG	FG	FGA	PCT	FG	FGA	PCT	FT	FTA	PCT	OFF	DEF	TOT	AVG	PF	FO	AST	T/O	BLK	STL	PTS	AVG
2017-18	13	0	190	14.6	16	41	.390	6	19	.316	5	7	.714	3	6	9	0.7	25	0	15	15	0	6	43	3.3
TOTAL	13	0	190	14.6	16	41	.390	6	19	.316	5	7	.714	3	6	9	0.7	25	0	15	15	0	6	43	3.3



MONTANA BASKETBALL



2 | DONAVEN DORSEY

RS-Junior | Guard | 6-7 | 214 | Lacey, Wash. (Washington/Timberline H.S.)

2017-18 (JUNIOR): Will miss entire season due to hip injuries.

2016-17 (REDSHIRT): Transferred to Montana after playing two seasons at Washington... Redshirted during his first season in Missoula due to NCAA transfer regulations.

2014-16 (WASHINGTON): Began his collegiate career at the University of Washington, playing in the Pac-12 for two seasons... Logged time in 55 games, earning eight starts... Made 55 field goals during his two years at UW, including 44 from long range... Totaled 166

points (3.0 average), 77 rebounds (1.4), 18 assists, eight steals and three blocks... As a sophomore in 2015-16, came off the bench in 27 games, averaging 9.3 minutes per game... Had a season-most 10 points against TCU (Dec. 8, 2015), shooting 4-for-4 from the floor while pulling down a career-high-tying five rebounds... During his freshman campaign (2014-15), earned his first of eight starts vs. Stanford (Jan. 28, 2015)... Recorded a career-high 17 points against San José State (Nov. 27, 2014) in the opening game of the Wooden Legacy behind 5-of-6 shooting from three-point range... Added 13 points on 4-of-5 shooting in a win over Oregon (Jan. 18, 2015).

HIGH SCHOOL: Is a 2015 graduate of Timberline High School in Lacey, Wash. ... As a senior, was ranked No. 56 nationally among small forwards by ESPN... Was the third-best prospect out of the state of Washington... Averaged 18.6 points over 13 games as a senior and 18.4 points per game as a junior... Helped the Blazers to back-to-back state playoff appearances in 2012-13 and 2013-14.

SEASON/CAREER HIGHS

MINUTES

Season
Career 21, vs. Montana (12/12/15)

POINTS

Season
Career 17, vs. San José State (11/27/14)

REBOUNDS

Season
Career 5, on three occasions

ASSISTS

Season
Career 2, on two occasions

BLOCKS

Season
Career 1, on two occasions

STEALS

Season
Career 2, vs. Charlotte (11/27/15)

FIELD GOALS

Season
Career 5, vs. San José State (11/27/14)

FIELD-GOAL ATTEMPTS

Season
Career 9, vs. Arizona State (2/15/15)

THREE-POINTERS

Season
Career 5, vs. San José State (11/27/14)

FREE THROWS

Season
Career 2, on three occasions

DORSEY'S CAREER STATISTICS

SEASON	GP	GS	MIN	AVG	FG	FGA	PCT	3FG	3FGA	PCT	FT	FTA	PCT	OFF	DEF	TOT	AVG	PF	FO	AST	T/O	BLK	STL	PTS	AVG
2014-15*	28	8	412	14.7	34	100	.340	30	89	.337	9	15	.600	8	39	47	1.7	61	1	7	12	3	3	107	3.8
2015-16*	27	0	248	9.2	21	57	.368	14	43	.326	3	7	.429	7	23	30	1.1	35	2	11	7	0	5	59	2.2
2016-17																									
Did Not Play - Redshirt Season																									
TOTAL	55	8	660	12.0	55	157	.350	44	132	.333	12	22	.545	15	62	77	1.4	96	3	18	19	3	8	166	3.0

* Stats are from career at University of Washington



MONTANA BASKETBALL



3 | NIKO BEVENS

Sophomore | Guard | 6-6 | 214 | Beaverton, Ore. (North Idaho College/Beaverton H.S.)

MINUTES

Season 3, on two occasions
Career Same

STEALS

Season 1, vs. Oral Roberts (11/20/17)
Career Same

POINTS

Season 3, vs. CSUN (12/3/17)
Career Same

FIELD GOALS

Season 1, vs. CSUN (12/3/17)
Career Same

REBOUNDS

Season 1, vs. UC Santa Barbara (11/21/17)
Career Same

FIELD-GOAL ATTEMPTS

Season 2, vs. Oral Roberts (11/20/17)
Career Same

ASSISTS

Season 1, vs. Oral Roberts (11/20/17)
Career Same

THREE-POINTERS

Season 1, vs. CSUN (12/3/17)
Career Same

BLOCKS

Season -
Career -

FREE THROWS

Season -
Career -

2017-18 GAME-BY-GAME STATISTICS

Date	Opponent	START	MIN	Total		3-Pointers		Free-Throws		Rebounds			PF	A	TO	BLK	STL	PTS	AVG
				FG-FGA	PCT	3FG-FGA	PCT	FT-FTA	PCT	OFF	DEF	TOT							
11/10	Whitworth	-	1	0-0	.000	0-0	.000	0-0	.000	0	0	0	0	0	0	0	0	0	0.0
11/13	at Pitt	-		DNP															
11/15	at Penn State	-	1	0-0	.000	0-0	.000	0-0	.000	0	0	0	0	0	0	0	0	0	0.0
11/20	vs. Oral Roberts	-	3	0-2	.000	0-1	.000	0-0	.000	0	0	0	0	1	0	0	1	0	0.0
11/21	vs. UC Santa Barbara	-	1	0-1	.000	0-1	.000	0-0	.000	1	0	1	0	0	0	0	0	0	0.0
11/26	Carroll	-	1	0-0	.000	0-0	.000	0-0	.000	0	0	0	0	0	0	0	0	0	0.0
11/29	at Stanford	-		DNP															
12/3	CSUN	-	3	1-1	1.000	1-1	1.000	0-0	.000	0	0	0	1	0	1	0	0	3	0.5
12/9	at Georgia State	-	1	0-0	.000	0-0	.000	0-0	.000	0	0	0	0	0	0	0	0	0	0.4
12/17	UC Riverside	-		DNP															
12/19	UC Irvine	-		DNP															
12/22	at Washington	-	1	0-0	.000	0-0	.000	0-0	.000	0	0	0	0	0	0	0	0	0	0.4
12/28	at Northern Arizona	-		DNP															
12/30	at Southern Utah	-	2	0-0	.000	0-0	.000	0-0	.000	0	0	0	0	0	0	0	0	0	0.3
1/4	North Dakota																		
1/6	Northern Colorado																		
1/11	at Sacramento State																		
1/13	at Portland State																		
1/20	at Montana State																		
1/25	Southern Utah																		
1/27	Northern Arizona																		
2/1	at Northern Colorado																		
2/3	at North Dakota																		
2/8	Portland State																		
2/10	Sacramento State																		
2/15	at Eastern Washington																		
2/17	at Idaho																		
2/24	Montana State																		
3/1	Weber State																		
3/3	Idaho State																		
3/6	Big Sky First Round																		
3/8	Big Sky Quarterfinals																		
3/9	Big Sky Semifinals																		
3/10	Big Sky Championship																		

BEVENS' CAREER STATISTICS

SEASON	GP	GS	MIN	AVG	FG	FGA	PCT	FG	FGA	PCT	FT	FTA	PCT	OFF	DEF	TOT	AVG	PF	FO	AST	T/O	BLK	STL	PTS	AVG
2017-18	9	0	14	1.6	1	4	.250	1	3	.333	0	0	.000	1	0	1	0.1	1	0	1	1	0	1	3	0.3
TOTAL	9	0	14	1.6	1	4	.250	1	3	.333	0	0	.000	1	0	1	0.1	1	0	1	1	0	1	3	0.3



MONTANA BASKETBALL



4 | SAYEED PRIDGETT

Sophomore | Guard | 6-5 | 195 | Oakland, Calif. (El Cerrito H.S.)

MINUTES

Season 33, at Pitt (11/13/17)
Career 38, vs. Eastern Washington (1/26/17)

STEALS

Season 3, vs. Carroll (11/26/17)
Career Same

POINTS

Season 20, vs. CSUN (12/3/17)
Career 28, at Sacramento State (1/21/17)

FIELD GOALS

Season 8, vs. CSUN (12/3/17)
Career 12, at Sacramento State (1/21/17)

REBOUNDS

Season 12, vs. CSUN (12/3/17)
Career Same

FIELD-GOAL ATTEMPTS

Season 14, vs. CSUN (12/3/17)
Career 17, at Sacramento State (1/21/17)

ASSISTS

Season 4, on two occasions
Career 4, on three occasions

THREE-POINTERS

Season 1, at Penn State (11/15/17)
Career 1, on two occasions

BLOCKS

Season 3, at Pitt (11/13/17)
Career 3, on three occasions

FREE THROWS

Season 4, on two occasions
Career 5, on two occasions

2017-18 GAME-BY-GAME STATISTICS

Date	Opponent	START	MIN	Total		3-Pointers		Free-Throws		Rebounds			PF	A	TO	BLK	STL	PTS	AVG
				FG-FGA	PCT	3FG-FGA	PCT	FT-FTA	PCT	OFF	DEF	TOT							
11/10	Whitworth	-	22	4-6	.667	0-0	.000	1-3	.333	1	4	5	3	1	3	2	2	9	9.0
11/13	at Pitt	-	33	4-9	.444	0-2	.000	4-6	.667	3	5	8	4	1	4	3	1	12	10.5
11/15	at Penn State	-	20	2-6	.333	1-1	1.000	0-0	.000	2	1	3	4	3	2	0	0	5	8.7
11/20	vs. Oral Roberts	-	21	1-2	.500	0-1	.000	0-0	.000	0	2	2	2	1	2	1	1	2	7.0
11/21	vs. UC Santa Barbara	-	19	2-5	.400	0-1	.000	2-2	1.000	1	1	2	4	2	2	0	0	6	6.8
11/26	Carroll	-	27	6-10	.600	0-0	.000	0-1	.000	0	3	3	1	0	5	0	3	12	7.7
11/29	at Stanford	-	25	2-8	.250	0-1	.000	2-5	.400	0	2	2	4	0	0	1	0	6	7.4
12/3	CSUN	-	29	8-14	.571	0-0	.000	4-4	1.000	4	8	12	5	4	2	2	1	20	9.0
12/9	at Georgia State	-	17	3-6	.500	0-0	.000	0-0	.000	0	3	3	4	0	2	0	2	6	8.7
12/17	UC Riverside	-	17	2-6	.333	0-1	.000	2-2	1.000	0	4	4	3	0	3	0	2	6	8.4
12/19	UC Irvine	-	24	4-7	.571	0-0	.000	0-0	.000	1	2	3	2	2	0	0	1	8	8.4
12/22	at Washington	-	19	2-6	.333	0-0	.000	0-0	.000	4	2	6	3	0	4	0	1	4	8.0
12/28	at Northern Arizona	-	23	4-9	.444	0-0	.000	2-2	1.000	1	3	4	4	1	2	1	1	10	8.2
12/30	at Southern Utah	-	26	4-9	.444	0-0	.000	0-0	.000	2	4	6	5	4	0	0	2	8	8.1
1/4	North Dakota																		
1/6	Northern Colorado																		
1/11	at Sacramento State																		
1/13	at Portland State																		
1/20	at Montana State																		
1/25	Southern Utah																		
1/27	Northern Arizona																		
2/1	at Northern Colorado																		
2/3	at North Dakota																		
2/8	Portland State																		
2/10	Sacramento State																		
2/15	at Eastern Washington																		
2/17	at Idaho																		
2/24	Montana State																		
3/1	Weber State																		
3/3	Idaho State																		
3/6	Big Sky First Round																		
3/8	Big Sky Quarterfinals																		
3/9	Big Sky Semifinals																		
3/10	Big Sky Championship																		

PRIDGETT'S CAREER STATISTICS

SEASON	GP	GS	MIN	AVG	FG	FGA	PCT	3FG	3FGA	PCT	FT	FTA	PCT	OFF	DEF	TOT	AVG	PF	FO	AST	T/O	BLK	STL	PTS	AVG
2016-17	31	11	606	19.5	99	189	.524	1	10	.100	52	66	.788	33	88	121	3.9	79	0	44	45	16	11	251	8.1
2017-18	14	0	322	23.0	48	103	.466	1	7	.143	17	25	.680	19	44	63	4.5	48	2	19	31	10	17	114	8.1
TOTAL	45	11	928	20.6	147	292	.503	2	17	.118	69	91	.758	52	132	184	4.1	127	2	63	76	26	28	365	8.1



MONTANA BASKETBALL



5 | KARL NICHOLAS

Freshman | Guard | 6-7 | 185 | Pearland, Texas (Glenda Dawson H.S.)

MINUTES

Season 28, vs. UC Santa Barbara (11/21/17)
 Career Same

STEALS

Season 1, on two occasions
 Career Same

POINTS

Season 11, vs. Oral Roberts (11/20/17)
 Career Same

FIELD GOALS

Season 5, on two occasions
 Career Same

REBOUNDS

Season 5, on three occasions
 Career Same

FIELD-GOAL ATTEMPTS

Season 8, vs. Oral Roberts (11/20/17)
 Career Same

ASSISTS

Season 1, vs. Oral Roberts (11/20/17)
 Career Same

THREE-POINTERS

Season -
 Career -

BLOCKS

Season 2, at Washington (12/22/17)
 Career -

FREE THROWS

Season 2, vs. UC Riverside (12/17/17)
 Career Same

2017-18 GAME-BY-GAME STATISTICS

Date	Opponent	START	MIN	Total		3-Pointers		Free-Throws		Rebounds			PF	A	TO	BLK	STL	PTS	AVG
				FG-FGA	PCT	3FG-FGA	PCT	FT-FTA	PCT	OFF	DEF	TOT							
11/10	Whitworth	-	8	2-2	1.000	0-0	.000	0-0	.000	1	1	2	4	0	2	0	0	4	4.0
11/13	at Pitt	-	8	2-3	.667	0-0	.000	0-1	.000	0	1	1	4	0	0	0	0	4	4.0
11/15	at Penn State	-	7	1-2	.500	0-0	.000	0-0	.000	2	1	3	4	0	0	0	0	2	3.3
11/20	vs. Oral Roberts	-	18	5-8	.625	0-0	.000	1-4	.250	2	2	4	2	1	2	0	0	11	5.3
11/21	vs. UC Santa Barbara	-	28	5-7	.714	0-0	.000	0-4	.000	5	0	5	4	0	2	0	0	10	6.2
11/26	Carroll	-	10	0-1	.000	0-0	.000	0-1	.000	2	0	2	3	0	3	0	0	0	5.2
11/29	at Stanford	-	12	1-2	.500	0-0	.000	0-0	.000	1	2	3	3	0	1	0	0	2	4.7
12/3	CSUN	-	-	DNP		DNP		DNP		DNP			DNP						
12/9	at Georgia State	-	14	2-6	.333	0-0	.000	1-2	.500	3	2	5	1	0	1	0	1	5	4.8
12/17	UC Riverside	-	9	0-0	.000	0-0	.000	2-4	.500	2	2	4	1	0	2	0	0	2	4.4
12/19	UC Irvine	-	9	4-4	1.000	0-0	.000	0-0	.000	1	0	1	4	0	3	0	0	8	4.8
12/22	at Washington	-	6	0-3	.000	0-0	.000	0-0	.000	1	2	3	0	0	1	2	0	0	4.4
12/28	at Northern Arizona	-	16	2-3	.667	0-0	.000	0-0	.000	3	2	5	2	0	2	1	1	4	4.3
12/30	at Southern Utah	-	9	1-4	.250	0-0	.000	1-1	1.000	1	1	2	5	0	1	0	0	3	4.2
1/4	North Dakota	-	-	DNP		DNP		DNP		DNP			DNP						
1/6	Northern Colorado	-	-	DNP		DNP		DNP		DNP			DNP						
1/11	at Sacramento State	-	-	DNP		DNP		DNP		DNP			DNP						
1/13	at Portland State	-	-	DNP		DNP		DNP		DNP			DNP						
1/20	at Montana State	-	-	DNP		DNP		DNP		DNP			DNP						
1/25	Southern Utah	-	-	DNP		DNP		DNP		DNP			DNP						
1/27	Northern Arizona	-	-	DNP		DNP		DNP		DNP			DNP						
2/1	at Northern Colorado	-	-	DNP		DNP		DNP		DNP			DNP						
2/3	at North Dakota	-	-	DNP		DNP		DNP		DNP			DNP						
2/8	Portland State	-	-	DNP		DNP		DNP		DNP			DNP						
2/10	Sacramento State	-	-	DNP		DNP		DNP		DNP			DNP						
2/15	at Eastern Washington	-	-	DNP		DNP		DNP		DNP			DNP						
2/17	at Idaho	-	-	DNP		DNP		DNP		DNP			DNP						
2/24	Montana State	-	-	DNP		DNP		DNP		DNP			DNP						
3/1	Weber State	-	-	DNP		DNP		DNP		DNP			DNP						
3/3	Idaho State	-	-	DNP		DNP		DNP		DNP			DNP						
3/6	Big Sky First Round	-	-	DNP		DNP		DNP		DNP			DNP						
3/8	Big Sky Quarterfinals	-	-	DNP		DNP		DNP		DNP			DNP						
3/9	Big Sky Semifinals	-	-	DNP		DNP		DNP		DNP			DNP						
3/10	Big Sky Championship	-	-	DNP		DNP		DNP		DNP			DNP						

NICHOLAS' CAREER STATISTICS

SEASON	GP	GS	MIN	AVG	FG	FGA	PCT	FG	FGA	PCT	FT	FTA	PCT	OFF	DEF	TOT	AVG	PF	FO	AST	T/O	BLK	STL	PTS	AVG
2017-18	13	0	154	11.8	25	45	.556	0	0	.000	5	17	.294	24	16	40	3.1	37	1	1	20	3	2	55	4.2
TOTAL	13	0	154	11.8	25	45	.556	0	0	.000	5	17	.294	24	16	40	3.1	37	1	1	20	3	2	55	4.2



MONTANA BASKETBALL



10 | LARS ESPE

Freshman | Guard | 6-1 | 165 | Bergen, Norway (Gimle BBK/Metis Videregaaende)

MINUTES

 Season 5, at Georgia State (12/9/17)
 Career Same

STEALS

 Season -
 Career -

POINTS

 Season -
 Career -

FIELD GOALS

 Season -
 Career -

REBOUNDS

 Season 1, at Georgia State (12/9/17)
 Career Same

FIELD-GOAL ATTEMPTS

 Season 1, on two occasions
 Career Same

ASSISTS

 Season 1, vs. Whitworth (11/10/17)
 Career Same

THREE-POINTERS

 Season -
 Career -

BLOCKS

 Season -
 Career -

FREE THROWS

 Season -
 Career -

2017-18 GAME-BY-GAME STATISTICS

Date	Opponent	START	MIN	Total		3-Pointers		Free-Throws		Rebounds			PF	A	TO	BLK	STL	PTS	AVG
				FG-FGA	PCT	3FG-FGA	PCT	FT-FTA	PCT	OFF	DEF	TOT							
11/10	Whitworth	-	1	0-0	.000	0-0	.000	0-0	.000	0	0	0	0	1	0	0	0	0	0.0
11/13	at Pitt	-		DNP															
11/15	at Penn State	-	0+	0-0	.000	0-0	.000	0-0	.000	0	0	0	0	0	0	0	0	0	0.0
11/20	vs. Oral Roberts	-	1	0-0	.000	0-0	.000	0-0	.000	0	0	0	1	0	0	0	0	0	0.0
11/21	vs. UC Santa Barbara	-	2	0-1	.000	0-1	.000	0-0	.000	0	0	0	0	0	0	0	0	0	0.0
11/26	Carroll	-	1	0-0	.000	0-0	.000	0-2	.000	0	0	0	0	0	0	0	0	0	0.0
11/29	at Stanford	-		DNP															
12/3	CSUN	-	4	0-0	.000	0-0	.000	0-0	.000	0	0	0	0	0	0	0	0	0	0.0
12/9	at Georgia State	-	5	0-1	.000	0-1	.000	0-0	.000	1	0	1	1	0	1	0	0	0	0.0
12/17	UC Riverside	-	1	0-0	.000	0-0	.000	0-0	.000	0	0	0	1	0	1	0	0	0	0.0
12/19	UC Irvine	-		DNP															
12/22	at Washington	-		DNP															
12/28	at Northern Arizona	-		DNP															
12/30	at Southern Utah	-	3	0-0	.000	0-0	.000	0-0	.000	0	0	0	0	0	0	0	0	0	0.0
1/4	North Dakota	-																	
1/6	Northern Colorado	-																	
1/11	at Sacramento State	-																	
1/13	at Portland State	-																	
1/20	at Montana State	-																	
1/25	Southern Utah	-																	
1/27	Northern Arizona	-																	
2/1	at Northern Colorado	-																	
2/3	at North Dakota	-																	
2/8	Portland State	-																	
2/10	Sacramento State	-																	
2/15	at Eastern Washington	-																	
2/17	at Idaho	-																	
2/24	Montana State	-																	
3/1	Weber State	-																	
3/3	Idaho State	-																	
3/6	Big Sky First Round	-																	
3/8	Big Sky Quarterfinals	-																	
3/9	Big Sky Semifinals	-																	
3/10	Big Sky Championship	-																	

ESPE'S CAREER STATISTICS

SEASON	GP	GS	MIN	AVG	FG	FGA	PCT	3FG	3FGA	PCT	FT	FTA	PCT	OFF	DEF	TOT	AVG	PF	FO	AST	T/O	BLK	STL	PTS	AVG
2017-18	9	0	18	2.0	0	2	.000	0	2	.000	0	2	.000	1	0	1	0.1	3	0	1	2	0	0	0	0.0
Total	9	0	18	2.0	0	2	.000	0	2	.000	0	2	.000	1	0	1	0.1	3	0	1	2	0	0	0	0.0



MONTANA BASKETBALL



13 | TREVOR SPOJA

RS-Sophomore | Guard | 6-3 | 164 | Billings, Mont. (Billings West H.S.)

MINUTES

Season 11, vs. Whitworth (11/10/17)
Career Same

POINTS

Season 3, vs. Whitworth (11/10/17)
Career 4, vs. Northern Colorado (1/12/17)

REBOUNDS

Season -
Career -

ASSISTS

Season 1, on two occasions
Career 1, on three occasions

BLOCKS

Season 1, vs. Whitworth (11/10/17)
Career Same

STEALS

Season -
Career -

FIELD GOALS

Season 1, vs. Whitworth (11/10/17)
Career 1, on four occasions

FIELD-GOAL ATTEMPTS

Season 5, vs. Whitworth (11/10/17)
Career Same

THREE-POINTERS

Season 1, vs. Whitworth (11/10/17)
Career 1, on three occasions

FREE THROWS

Season -
Career 1, on two occasions

2017-18 GAME-BY-GAME STATISTICS

Date	Opponent	START	MIN	Total		3-Pointers		Free-Throws		Rebounds			PF	A	TO	BLK	STL	PTS	AVG
				FG-FGA	PCT	3FG-FGA	PCT	FT-FTA	PCT	OFF	DEF	TOT							
11/10	Whitworth	-	11	1-5	.200	1-5	.200	0-0	.000	0	0	0	1	1	0	1	0	3	3.0
11/13	at Pitt	-	1	0-1	.000	0-1	.000	0-0	.000	0	0	0	0	0	1	0	0	0	1.5
11/15	at Penn State	-	0+	0-0	.000	0-0	.000	0-0	.000	0	0	0	0	0	0	0	0	0	1.0
11/20	vs. Oral Roberts	-		DNP															
11/21	vs. UC Santa Barbara	-	2	0-1	.000	0-1	.000	0-0	.000	0	0	0	0	0	0	0	0	0	0.8
11/26	Carroll	-	1	0-0	.000	0-0	.000	0-0	.000	0	0	0	0	0	0	0	0	0	0.6
11/29	at Stanford	-		DNP															
12/3	CSUN	-	9	0-0	.000	0-0	.000	0-0	.000	0	0	0	1	1	1	0	0	0	0.5
12/9	at Georgia State	-	1	0-0	.000	0-0	.000	0-0	.000	0	0	0	0	0	0	0	0	0	0.4
12/17	UC Riverside	-	2	0-1	.000	0-1	.000	0-0	.000	0	0	0	1	0	0	0	0	0	0.4
12/19	UC Irvine	-	2	0-1	.000	0-1	.000	0-0	.000	0	0	0	0	0	0	0	0	0	0.3
12/22	at Washington	-		DNP															
12/28	at Northern Arizona	-	2	0-0	.000	0-0	.000	0-0	.000	0	0	0	1	0	0	0	0	0	0.3
12/30	at Southern Utah	-	5	0-2	.000	0-2	.000	0-0	.000	0	0	0	1	0	0	0	0	0	0.3
1/4	North Dakota	-																	
1/6	Northern Colorado	-																	
1/11	at Sacramento State	-																	
1/13	at Portland State	-																	
1/20	at Montana State	-																	
1/25	Southern Utah	-																	
1/27	Northern Arizona	-																	
2/1	at Northern Colorado	-																	
2/3	at North Dakota	-																	
2/8	Portland State	-																	
2/10	Sacramento State	-																	
2/15	at Eastern Washington	-																	
2/17	at Idaho	-																	
2/24	Montana State	-																	
3/1	Weber State	-																	
3/3	Idaho State	-																	
3/6	Big Sky First Round	-																	
3/8	Big Sky Quarterfinals	-																	
3/9	Big Sky Semifinals	-																	
3/10	Big Sky Championship	-																	

SPOJA'S CAREER STATISTICS

SEASON	GP	GS	MIN	AVG	FG	FGA	PCT	3FG	3FGA	PCT	FT	FTA	PCT	OFF	DEF	TOT	AVG	PF	FO	AST	T/O	BLK	STL	PTS	AVG
2015-16																									
Did Not Play - Redshirt Season																									
2016-17	8	0	19	2.4	3	7	.429	2	5	.400	2	4	.500	0	0	0	0.0	3	0	1	1	0	0	10	1.3
2017-18	9	0	14	1.6	1	4	.250	1	3	.333	0	0	.000	1	0	1	0.1	1	0	1	1	0	1	3	0.3
TOTAL	9	0	14	1.6	1	4	.250	1	3	.333	0	0	.000	1	0	1	0.1	1	0	1	1	0	1	3	0.3



MONTANA BASKETBALL



14 | AHMAAD RORIE

RS-Junior | Guard | 6-1 | 175 | Tacoma, Wash. (Oregon/Lincoln H.S.)

MINUTES

Season 44, at Pitt (11/13/17)
Career Same

STEALS

Season 4, vs. UC Santa Barbara (11/21/17)
Career Same

POINTS

Season 27, vs. CSUN (12/3/17)
Career 29, at Portland State (1/19/17)

FIELD GOALS

Season 9, on two occasions
Career 11, at Portland State (1/19/17)

REBOUNDS

Season 7, on two occasions
Career 7, on three occasions

FIELD-GOAL ATTEMPTS

Season 23, at Washington (12/22/17)
Career Same

ASSISTS

Season 6, on two occasions
Career 8, vs. Pepperdine (12/22/16)

THREE-POINTERS

Season 4, at Northern Arizona (12/28/17)
Career 5, at USC (11/11/16)

BLOCKS

Season 1, on two occasions
Career 2, vs. Montana State (2/4/17)

FREE THROWS

Season 8, at Georgia State (12/9/17)
Career 11, vs. Montana State (2/4/17)

2017-18 GAME-BY-GAME STATISTICS

Date	Opponent	START	MIN	Total		3-Pointers		Free-Throws		Rebounds			PF	A	TO	BLK	STL	PTS	AVG
				FG-FGA	PCT	3FG-FGA	PCT	FT-FTA	PCT	OFF	DEF	TOT							
11/10	Whitworth	*	35	6-16	.375	3-6	.500	6-9	.667	2	2	4	3	3	0	1	1	21	21.0
11/13	at Pitt	*	44	7-15	.467	2-6	.333	2-2	1.000	0	5	5	3	3	3	0	2	18	19.5
11/15	at Penn State	*	38	7-18	.389	2-9	.222	0-0	.000	0	3	3	3	4	4	0	3	16	18.3
11/20	vs. Oral Roberts	*	35	7-16	.438	2-8	.250	2-2	1.000	0	1	1	2	6	2	0	3	18	18.3
11/21	vs. UC Santa Barbara	*	40	7-19	.368	3-9	.333	3-3	1.000	3	2	5	1	6	3	1	4	20	18.6
11/26	Carroll	*	33	6-13	.462	1-3	.333	7-10	.700	2	2	4	2	4	2	0	2	20	18.8
11/29	at Stanford	*	31	1-12	.083	0-7	.000	2-2	1.000	0	4	4	3	3	1	0	0	4	16.7
12/3	CSUN	*	39	9-16	.563	3-4	.750	6-7	.857	0	5	5	2	2	1	0	0	27	18.0
12/9	at Georgia State	*	38	6-15	.400	2-8	.250	8-9	.889	3	4	7	3	4	4	0	1	22	18.4
12/17	UC Riverside	*	38	8-13	.615	2-6	.333	4-6	.667	1	2	3	1	2	4	0	3	22	18.8
12/19	UC Irvine	*	34	3-13	.231	0-4	.000	2-4	.500	0	3	3	2	4	2	0	0	8	17.8
12/22	at Washington	*	39	9-23	.391	1-6	.167	0-0	.000	2	5	7	2	3	3	0	1	19	17.9
12/28	at Northern Arizona	*	32	8-14	.571	4-8	.500	2-2	1.000	0	3	3	3	3	0	0	0	22	18.2
12/30	at Southern Utah	*	30	8-13	.615	2-4	.500	2-2	1.000	0	4	4	0	3	0	0	1	20	18.4
1/4	North Dakota																		
1/6	Northern Colorado																		
1/11	at Sacramento State																		
1/13	at Portland State																		
1/20	at Montana State																		
1/25	Southern Utah																		
1/27	Northern Arizona																		
2/1	at Northern Colorado																		
2/3	at North Dakota																		
2/8	Portland State																		
2/10	Sacramento State																		
2/15	at Eastern Washington																		
2/17	at Idaho																		
2/24	Montana State																		
3/1	Weber State																		
3/3	Idaho State																		
3/6	Big Sky First Round																		
3/8	Big Sky Quarterfinals																		
3/9	Big Sky Semifinals																		
3/10	Big Sky Championship																		

RORIE'S CAREER STATISTICS

SEASON	GP	GS	MIN	AVG	FG	FGA	PCT	3FG	3FGA	PCT	FT	FTA	PCT	OFF	DEF	TOT	AVG	PF	FO	AST	T/O	BLK	STL	PTS	AVG
2014-15*	36	15	675	18.8	52	125	.416	16	48	.333	29	39	.744	14	65	79	2.2	45	0	66	36	4	6	149	4.1
2015-16	Did Not Play - Redshirt Season																								
2016-17	31	31	1007	32.5	192	428	.449	63	164	.384	100	120	.833	25	84	109	3.5	66	0	97	47	7	26	547	17.6
2017-18	14	14	506	36.1	92	216	.426	27	88	.307	46	58	.793	13	45	58	4.1	30	0	50	29	2	21	257	18.4
UM TOTAL	45	45	1513	33.6	284	644	.441	90	252	.357	146	178	.820	38	129	167	3.7	96	0	147	76	9	47	804	17.9
DI TOTAL	81	60	2188	27.0	336	769	.437	106	300	.353	175	217	.806	52	194	246	3.0	141	0	213	112	13	53	953	11.8

* Stats are from freshman season at University of Oregon



MONTANA BASKETBALL



15 | JAMAR AKOH

RS-Junior | Forward | 6-8 | 253 | Rancho Cucamonga, Calif. (Cal State Fullerton/Los Osos H.S.)

MINUTES

Season 34, at Penn State (11/15/17)
 Career 38, vs. UC Riverside (1/30/16)

POINTS

Season 23, on two occasions
 Career Same

REBOUNDS

Season 12, vs. UC Riverside (12/17/17)
 Career 18, vs. Portland (12/19/15)

ASSISTS

Season 4, vs. CSUN (12/3/17)
 Career 7, at Cal Poly (2/25/16)

BLOCKS

Season 3, vs. CSUN (12/3/17)
 Career Same

STEALS

Season 3, at Northern Arizona (12/28/17)
 Career Same

FIELD GOALS

Season 8, at Washington (12/22/17)
 Career 8, on two occasions

FIELD-GOAL ATTEMPTS

Season 14, at Northern Arizona (12/28/17)
 Career 15, vs. Long Beach State (3/2/16)

THREE-POINTERS

Season 1, at Penn State (11/15/17)
 Career 1, on two occasions

FREE THROWS

Season 13, at Northern Arizona (12/28/17)
 Career Same

2017-18 GAME-BY-GAME STATISTICS

Date	Opponent	START	MIN	Total		3-Pointers		Free-Throws		Rebounds			PF	A	TO	BLK	STL	PTS	AVG
				FG-FGA	PCT	3FG-FGA	PCT	FT-FTA	PCT	OFF	DEF	TOT							
11/10	Whitworth	*	14	2-8	.250	0-0	.000	0-0	.000	0	1	1	1	0	1	0	0	4	4.0
11/13	at Pitt	*	14	0-2	.000	0-0	.000	0-0	.000	1	0	1	4	1	2	1	1	0	2.0
11/15	at Penn State	*	34	3-8	.375	1-2	.500	4-8	.500	3	3	6	3	0	1	2	2	11	5.0
11/20	vs. Oral Roberts	*	25	4-8	.500	0-1	.000	0-0	.000	1	5	6	3	1	1	1	1	8	5.8
11/21	vs. UC Santa Barbara	*	17	4-7	.571	0-0	.000	4-7	.571	1	4	5	4	0	3	0	1	12	7.0
11/26	Carroll	*	24	7-8	.875	0-0	.000	2-5	.400	6	4	10	4	1	2	0	1	16	8.5
11/29	at Stanford	*	21	3-6	.500	0-0	.000	0-1	.000	3	4	7	4	1	1	0	0	6	8.1
12/3	CSUN	*	22	3-5	.600	0-0	.000	5-8	.625	1	5	6	3	4	3	3	1	11	8.5
12/9	at Georgia State	*	31	5-7	.714	0-0	.000	4-6	.667	3	6	9	4	2	2	1	1	14	9.1
12/17	UC Riverside	*	33	4-5	.800	0-0	.000	9-9	1.000	4	8	12	4	2	3	2	1	17	9.9
12/19	UC Irvine	*	30	7-12	.583	0-0	.000	9-13	.692	1	6	7	4	3	3	1	1	23	11.1
12/22	at Washington	*	31	8-12	.667	0-0	.000	1-2	.500	5	2	7	4	1	3	1	0	17	11.6
12/28	at Northern Arizona	*	30	5-14	.357	0-0	.000	13-18	.722	3	7	10	1	0	3	1	3	23	12.5
12/30	at Southern Utah	*	21	4-7	.571	0-0	.000	4-4	1.000	0	4	4	4	0	1	0	1	12	12.4
1/4	North Dakota																		
1/6	Northern Colorado																		
1/11	at Sacramento State																		
1/13	at Portland State																		
1/20	at Montana State																		
1/25	Southern Utah																		
1/27	Northern Arizona																		
2/1	at Northern Colorado																		
2/3	at North Dakota																		
2/8	Portland State																		
2/10	Sacramento State																		
2/15	at Eastern Washington																		
2/17	at Idaho																		
2/24	Montana State																		
3/1	Weber State																		
3/3	Idaho State																		
3/6	Big Sky First Round																		
3/8	Big Sky Quarterfinals																		
3/9	Big Sky Semifinals																		
3/10	Big Sky Championship																		

AKOH'S CAREER STATISTICS

SEASON	GP	GS	MIN	AVG	FG	FGA	PCT	3FG	3FGA	PCT	FT	FTA	PCT	OFF	DEF	TOT	AVG	PF	FO	AST	T/O	BLK	STL	PTS	AVG
2014-15*	30	0	431	14.4	29	74	.392	2	7	.286	18	38	.474	24	51	75	2.5	45	1	12	24	6	13	78	2.6
2015-16*	29	26	762	26.3	61	157	.389	1	8	.125	54	89	.607	58	125	183	6.3	68	2	43	54	9	13	177	6.1
2016-17																									
Did Not Play - Redshirt Season																									
2017-18	14	14	347	24.8	59	109	.541	1	3	.333	55	81	.679	32	59	91	6.5	47	0	16	29	13	14	174	12.4
UM TOTAL	14	14	347	24.8	59	109	.541	1	3	.333	55	81	.679	32	59	91	6.5	47	0	16	29	13	14	174	12.4
DI TOTAL	73	40	1540	21.1	149	340	.438	4	18	.222	127	208	.611	114	235	349	4.8	160	3	71	107	28	40	429	5.9

* Stats are from career at Cal State Fullerton



MONTANA BASKETBALL



20 | FABIJAN KRSLOVIC

Senior | Forward | 6-8 | 239 | Sydney, Australia (St. Aloysius College)

MINUTES

Season 35, at Pitt (11/13/17)
 Career 41, vs. Idaho (2/26/15)

STEALS

Season 2, on five occasions
 Career 8, vs. San José State (12/7/16)

POINTS

Season 9, vs. Oral Roberts (11/20/17)
 Career 24, at Portland State (1/19/17)

FIELD GOALS

Season 4, at Southern Utah (12/30/17)
 Career 11, at Portland State (1/19/17)

REBOUNDS

Season 9, at Pitt (11/13/17)
 Career 13, on two occasions

FIELD-GOAL ATTEMPTS

Season 5, at Pitt (11/13/17)
 Career 15, at Portland State (1/19/17)

ASSISTS

Season 3, on three occasions
 Career 6, vs. Carroll (11/21/15)

THREE-POINTERS

Season -
 Career -

BLOCKS

Season 2, on two occasions
 Career 3, on three occasions

FREE THROWS

Season 5, vs. Oral Roberts (11/20/17)
 Career 8, on two occasions

2017-18 GAME-BY-GAME STATISTICS

Date	Opponent	START	MIN	Total		3-Pointers		Free-Throws		Rebounds			PF	A	TO	BLK	STL	PTS	AVG
				FG-FGA	PCT	3FG-FGA	PCT	FT-FTA	PCT	OFF	DEF	TOT							
11/10	Whitworth	*	17	1-3	.333	0-2	.000	1-2	.500	0	1	1	3	0	0	1	1	3	3.0
11/13	at Pitt	*	35	2-5	.400	0-3	.000	2-2	1.000	2	7	9	3	3	3	2	2	6	4.5
11/15	at Penn State	*	25	2-2	1.000	0-0	.000	2-2	1.000	0	7	7	3	0	3	1	2	6	5.0
11/20	vs. Oral Roberts	*	25	2-4	.500	0-0	.000	5-6	.833	4	1	5	3	0	0	0	2	9	6.0
11/21	vs. UC Santa Barbara	*	13	1-4	.250	0-0	.000	0-0	.000	0	1	1	2	0	2	0	1	2	5.2
11/26	Carroll	*	18	2-3	.667	0-0	.000	3-4	.750	1	3	4	3	2	1	0	0	7	5.5
11/29	at Stanford	*	27	0-3	.000	0-0	.000	0-0	.000	2	4	6	4	1	0	2	2	0	4.7
12/3	CSUN	*	15	2-3	.667	0-0	.000	0-0	.000	0	1	1	5	0	2	0	0	4	4.6
12/9	at Georgia State	*	21	1-4	.250	0-0	.000	2-3	.667	1	2	3	2	2	1	1	0	4	4.6
12/17	UC Riverside	*	28	3-4	.750	0-0	.000	0-0	.000	0	1	1	0	0	0	0	0	6	4.7
12/19	UC Irvine	*	21	1-3	.333	0-0	.000	0-0	.000	4	0	4	2	3	2	0	1	2	4.5
12/22	at Washington	*	22	1-5	.200	0-0	.000	0-0	.000	3	4	7	4	3	2	1	2	2	4.3
12/28	at Northern Arizona	*	14	1-2	.500	0-0	.000	1-3	.333	2	3	5	3	1	2	1	1	3	4.2
12/30	at Southern Utah	*	21	4-4	1.000	0-0	.000	0-0	.000	0	6	6	3	2	2	0	0	8	4.4
1/4	North Dakota																		
1/6	Northern Colorado																		
1/11	at Sacramento State																		
1/13	at Portland State																		
1/20	at Montana State																		
1/25	Southern Utah																		
1/27	Northern Arizona																		
2/1	at Northern Colorado																		
2/3	at North Dakota																		
2/8	Portland State																		
2/10	Sacramento State																		
2/15	at Eastern Washington																		
2/17	at Idaho																		
2/24	Montana State																		
3/1	Weber State																		
3/3	Idaho State																		
3/6	Big Sky First Round																		
3/8	Big Sky Quarterfinals																		
3/9	Big Sky Semifinals																		
3/10	Big Sky Championship																		

KRSLOVIC'S CAREER STATISTICS

SEASON	GP	GS	MIN	AVG	FG	FGA	PCT	3FG	3FGA	PCT	FT	FTA	PCT	OFF	DEF	TOT	AVG	PF	FO	AST	T/O	BLK	STL	PTS	AVG
2014-15	33	26	829	25.1	62	119	.521	0	0	.000	35	64	.547	58	98	156	4.7	83	3	35	33	19	36	159	4.8
2015-16	33	24	657	19.9	60	121	.496	0	2	.000	26	54	.481	55	83	138	4.2	87	3	48	43	10	22	146	4.4
2016-17	32	32	882	27.6	97	175	.554	0	0	.000	50	79	.633	72	134	206	6.4	99	6	46	49	20	38	244	7.6
2017-18	14	14	302	21.6	23	49	.469	0	5	.000	16	22	.727	19	41	60	4.3	40	1	17	20	9	14	62	4.4
TOTAL	112	96	2670	23.8	242	464	.522	0	7	.000	127	219	.580	204	356	560	5.0	309	13	146	145	58	110	611	5.5



MONTANA BASKETBALL



24 | BOBBY MOOREHEAD

Junior | Guard | 6-7 | 182 | Tacoma, Wash. (Stadium H.S.)

MINUTES

Season 42, at Pitt (11/13/17)
Career Same

POINTS

Season 14, on three occasions
Career 24, at Idaho State (2/25/16)

REBOUNDS

Season 9, vs. Whitworth (11/10/17)
Career 10, at Wyoming (12/10/16)

ASSISTS

Season 3, vs. CSUN (12/3/17)
Career 3, on two occasions

BLOCKS

Season 2, on three occasions
Career 2, on four occasions

STEALS

Season 3, at Stanford (11/29/17)
Career Same

FIELD GOALS

Season 6, at Stanford (11/29/17)
Career 8, at Idaho State (2/25/16)

FIELD-GOAL ATTEMPTS

Season 17, at Stanford (11/29/17)
Career Same

THREE-POINTERS

Season 4, at Washington (12/22/17)
Career 8, at Idaho State (2/25/16)

FREE THROWS

Season 4, vs. CSUN (12/3/17)
Career Same

2017-18 GAME-BY-GAME STATISTICS

Date	Opponent	START	MIN	Total		3-Pointers		Free-Throws		Rebounds			PF	A	TO	BLK	STL	PTS	AVG
				FG-FGA	PCT	3FG-FGA	PCT	FT-FTA	PCT	OFF	DEF	TOT							
11/10	Whitworth	*	37	5-7	.714	2-3	.667	2-3	.667	3	6	9	3	1	0	0	1	14	14.0
11/13	at Pitt	*	42	5-8	.625	3-5	.600	1-2	.500	0	6	6	1	2	0	0	1	14	14.0
11/15	at Penn State	*	34	1-4	.250	0-3	.000	0-0	.000	0	2	2	1	2	3	1	2	2	10.0
11/20	vs. Oral Roberts	*	24	1-5	.200	1-5	.200	2-2	1.000	2	3	5	1	2	0	2	1	5	8.8
11/21	vs. UC Santa Barbara	*	35	3-8	.375	3-7	.429	0-0	.000	0	3	3	5	0	2	1	0	9	8.8
11/26	Carroll	*	31	5-9	.556	2-4	.500	0-0	.000	1	2	3	1	2	0	1	1	12	9.3
11/29	at Stanford	*	35	6-17	.353	3-10	.300	1-1	1.000	3	2	5	2	1	2	0	3	16	10.3
12/3	CSUN	*	39	1-7	.143	0-5	.000	4-4	1.000	1	2	3	3	3	0	0	1	6	9.8
12/9	at Georgia State	*	37	2-7	.286	2-7	.286	0-0	.000	0	7	7	2	0	0	2	1	6	9.3
12/17	UC Riverside	*	31	3-8	.375	2-5	.400	1-1	1.000	1	7	8	2	2	2	0	0	9	9.3
12/19	UC Irvine	*	32	2-4	.500	2-3	.667	1-2	.500	1	4	5	1	1	1	0	2	7	9.1
12/22	at Washington	*	35	5-11	.455	4-8	.500	0-0	.000	0	1	1	1	1	3	2	0	14	9.5
12/28	at Northern Arizona	*	28	2-7	.286	2-4	.500	0-0	.000	0	5	5	3	2	0	0	0	6	9.2
12/30	at Southern Utah	*	28	2-8	.250	0-3	.000	2-2	1.000	0	9	9	0	0	1	1	2	6	9.0
1/4	North Dakota																		
1/6	Northern Colorado																		
1/11	at Sacramento State																		
1/13	at Portland State																		
1/20	at Montana State																		
1/25	Southern Utah																		
1/27	Northern Arizona																		
2/1	at Northern Colorado																		
2/3	at North Dakota																		
2/8	Portland State																		
2/10	Sacramento State																		
2/15	at Eastern Washington																		
2/17	at Idaho																		
2/24	Montana State																		
3/1	Weber State																		
3/3	Idaho State																		
3/6	Big Sky First Round																		
3/8	Big Sky Quarterfinals																		
3/9	Big Sky Semifinals																		
3/10	Big Sky Championship																		

MOOREHEAD'S CAREER STATISTICS

SEASON	GP	GS	MIN	AVG	FG	FGA	PCT	3FG	3FGA	PCT	FT	FTA	PCT	OFF	DEF	TOT	AVG	PF	FO	AST	T/O	BLK	STL	PTS	AVG
2015-16	33	0	585	17.7	65	160	.406	48	123	.390	6	11	.545	8	58	66	2.0	47	0	20	21	3	8	184	5.6
2016-17	32	10	575	18.0	41	128	.320	27	93	.290	15	22	.682	10	81	91	2.8	69	3	18	19	9	10	124	3.9
2017-18	14	14	468	33.4	43	110	.391	26	72	.361	14	17	.824	12	59	71	5.1	26	1	19	14	10	15	126	9.0
TOTAL	79	24	1628	20.6	149	398	.374	101	288	.351	35	50	.700	30	198	228	2.9	142	4	57	54	22	33	434	5.5



MONTANA BASKETBALL



32 | PETER JONES

Freshman | Forward | 6-8 | 225 | Seattle, Wash. (O'Dea H.S.)

HIGH SCHOOL: Is a 2017 graduate of O'Dea High School in Seattle, Wash. ... Played in 26 games as a senior, averaging 4.8 points per game... Helped his team advance to the state championship game as a junior... Also played for Seattle Pride... Was a three-time state-qualifier in the high jump, discus and hurdles.

PERSONAL: Born in Seattle, Wash. ... Parents are Donny and Theresa Jones... Has an older brother, Jeff... Majoring in business management... Also competing on Montana's track & field team.

2017-18 GAME-BY-GAME STATISTICS

Date	Opponent	START	MIN	Total		3-Pointers		Free-Throws		Rebounds			PF	A	TO	BLK	STL	PTS	AVG
				FG-FGA	PCT	3FG-FGA	PCT	FT-FTA	PCT	OFF	DEF	TOT							
11/10	Whitworth				DNP														
11/13	at Pitt				DNP														
11/15	at Penn State				DNP														
11/20	vs. Oral Roberts				DNP														
11/21	vs. UC Santa Barbara				DNP														
11/26	Carroll				DNP														
11/29	at Stanford				DNP														
12/3	CSUN				DNP														
12/9	at Georgia State				DNP														
12/17	UC Riverside				DNP														
12/19	UC Irvine				DNP														
12/22	at Washington				DNP														
12/28	at Northern Arizona				DNP														
12/30	at Southern Utah				DNP														
1/4	North Dakota																		
1/6	Northern Colorado																		
1/11	at Sacramento State																		
1/13	at Portland State																		
1/20	at Montana State																		
1/25	Southern Utah																		
1/27	Northern Arizona																		
2/1	at Northern Colorado																		
2/3	at North Dakota																		
2/8	Portland State																		
2/10	Sacramento State																		
2/15	at Eastern Washington																		
2/17	at Idaho																		
2/24	Montana State																		
3/1	Weber State																		
3/3	Idaho State																		
3/6	Big Sky First Round																		
3/8	Big Sky Quarterfinals																		
3/9	Big Sky Semifinals																		
3/10	Big Sky Championship																		

JONES' CAREER STATISTICS

SEASON	GP	GS	MIN	AVG	FG	FGA	PCT	3FG	3FGA	PCT	FT	FTA	PCT	OFF	DEF	TOT	AVG	PF	FO	AST	T/O	BLK	STL	PTS	AVG
2017-18	0	0	0	0.0	0	0	-	0	0	-	0	0	-	0	0	0	0.0	0	0	0	0.0	0	0	0	0.0
TOTAL	0	0	0	0.0	0	0	-	0	0	-	0	0	-	0	0	0	0.0	0	0	0	0.0	0	0	0	0.0



MONTANA BASKETBALL



33 | KELBY KRAMER

Freshman | Center | 6-10 | 220 | Rock Springs, Wyo. (Rock Springs H.S.)

HIGH SCHOOL: Is a 2017 graduate of Rock Springs High School in Wyoming... Rated as the second-best prospect in the state of Wyoming, according to MaxPreps... One of five players named to USA Today's All-USA Wyoming Boys Basketball Team... Also earned first-team all-conference and all-state recognition... As a senior, averaged 13.3 points, 11.1 rebounds and 3.0 blocks per game... He led the state for rebound and blocks and was the only 4A player to average a double-double... Helped his school to a 16-8 record and state runner-up finish... Also was a successful tennis player, placing as a top-four finisher at the Wyoming state tournament as a team captain... Held a 3.9 GPA.

PERSONAL: Born in Rock Springs, Wyo. ... Parents both played basketball in the state of Montana – his father played for Montana Tech and mother played for Rocky Mountain College in Billings... Major is computer science.

2017-18 GAME-BY-GAME STATISTICS

Date	Opponent	START	MIN	Total		3-Pointers		Free-Throws		Rebounds			PF	A	TO	BLK	STL	PTS	AVG
				FG-FGA	PCT	3FG-FGA	PCT	FT-FTA	PCT	OFF	DEF	TOT							
11/10	Whitworth				DNP														
11/13	at Pitt				DNP														
11/15	at Penn State				DNP														
11/20	vs. Oral Roberts				DNP														
11/21	vs. UC Santa Barbara				DNP														
11/26	Carroll				DNP														
11/29	at Stanford				DNP														
12/3	CSUN				DNP														
12/9	at Georgia State				DNP														
12/17	UC Riverside				DNP														
12/19	UC Irvine				DNP														
12/22	at Washington				DNP														
12/28	at Northern Arizona				DNP														
12/30	at Southern Utah				DNP														
1/4	North Dakota																		
1/6	Northern Colorado																		
1/11	at Sacramento State																		
1/13	at Portland State																		
1/20	at Montana State																		
1/25	Southern Utah																		
1/27	Northern Arizona																		
2/1	at Northern Colorado																		
2/3	at North Dakota																		
2/8	Portland State																		
2/10	Sacramento State																		
2/15	at Eastern Washington																		
2/17	at Idaho																		
2/24	Montana State																		
3/1	Weber State																		
3/3	Idaho State																		
3/6	Big Sky First Round																		
3/8	Big Sky Quarterfinals																		
3/9	Big Sky Semifinals																		
3/10	Big Sky Championship																		

KRAMER'S CAREER STATISTICS

SEASON	GP	GS	MIN	AVG	FG	FGA	PCT	3FG	3FGA	PCT	FT	FTA	PCT	OFF	DEF	TOT	AVG	PF	FO	AST	T/O	BLK	STL	PTS	AVG
2017-18	0	0	0	0.0	0	0	-	0	0	-	0	0	-	0	0	0	0.0	0	0	0	0.0	0	0	0	0.0
TOTAL	0	0	0	0.0	0	0	-	0	0	-	0	0	-	0	0	0	0.0	0	0	0	0.0	0	0	0	0.0



MONTANA BASKETBALL



40 | ADMIR BESOVIC

Freshman | Center | 7-0 | 240 | Sarajevo, Bosnia and Herzegovina (Virginia Episcopal School)

MINUTES

Season 5, at Stanford (11/29/17)
 Career Same

STEALS

Season -
 Career -

POINTS

Season 2, on three occasions
 Career Same

FIELD GOALS

Season 1, on three occasions
 Career Same

REBOUNDS

Season 1, on five occasions
 Career Same

FIELD-GOAL ATTEMPTS

Season 2, vs. CSUN (12/3/17)
 Career Same

ASSISTS

Season -
 Career -

THREE-POINTERS

Season -
 Career -

BLOCKS

Season 1, vs. Carroll (11/26/17)
 Career Same

FREE THROWS

Season -
 Career -

2017-18 GAME-BY-GAME STATISTICS

Date	Opponent	START	MIN	Total		3-Pointers		Free-Throws		Rebounds			PF	A	TO	BLK	STL	PTS	AVG
				FG	FGA	PCT	3FG	3FGA	PCT	FT	FTA	PCT	OFF	DEF	TOT				
11/10	Whitworth	-	1	1-1	1.000	0-0	.000	0-0	.000	0	1	1	0	0	0	0	0	2	2.0
11/13	at Pitt	-		DNP															
11/15	at Penn State	-	0+	0-0	.000	0-0	.000	0-0	.000	0	0	0	0	0	0	0	0	0	1.0
11/20	vs. Oral Roberts	-	3	0-0	.000	0-0	.000	0-0	.000	0	1	1	1	0	0	0	0	0	0.7
11/21	vs. UC Santa Barbara	-	0+	0-0	.000	0-0	.000	0-0	.000	0	0	0	0	0	0	0	0	0	0.5
11/26	Carroll	-	1	0-0	.000	0-0	.000	0-0	.000	0	1	1	0	0	0	1	0	0	0.4
11/29	at Stanford	-	5	0-0	.000	0-0	.000	0-0	.000	1	0	1	3	0	1	0	0	0	0.3
12/3	CSUN	-	2	1-2	.500	0-0	.000	0-0	.000	1	0	1	1	0	0	0	0	2	0.6
12/9	at Georgia State	-	1	0-0	.000	0-0	.000	0-0	.000	0	0	0	0	0	0	0	0	0	0.5
12/17	UC Riverside	-	1	0-0	.000	0-0	.000	0-0	.000	0	0	0	0	0	0	0	0	0	0.4
12/19	UC Irvine	-		DNP															
12/22	at Washington	-		DNP															
12/28	at Northern Arizona	-		DNP															
12/30	at Southern Utah	-	3	1-1	1.000	0-0	.000	0-0	.000	0	0	0	1	0	0	0	0	2	0.6
1/4	North Dakota																		
1/6	Northern Colorado																		
1/11	at Sacramento State																		
1/13	at Portland State																		
1/20	at Montana State																		
1/25	Southern Utah																		
1/27	Northern Arizona																		
2/1	at Northern Colorado																		
2/3	at North Dakota																		
2/8	Portland State																		
2/10	Sacramento State																		
2/15	at Eastern Washington																		
2/17	at Idaho																		
2/24	Montana State																		
3/1	Weber State																		
3/3	Idaho State																		
3/6	Big Sky First Round																		
3/8	Big Sky Quarterfinals																		
3/9	Big Sky Semifinals																		
3/10	Big Sky Championship																		

BESOVIC'S CAREER STATISTICS

SEASON	GP	GS	MIN	AVG	FG	FGA	PCT	3FG	3FGA	PCT	FT	FTA	PCT	OFF	DEF	TOT	AVG	PF	FO	AST	T/O	BLK	STL	PTS	AVG
2017-18	10	0	17	1.7	3	4	.750	0	0	.000	0	0	.000	2	3	5	0.5	6	0	0	1	1	0	6	0.6
TOTAL	10	0	17	1.7	3	4	.750	0	0	.000	0	0	.000	2	3	5	0.5	6	0	0	1	1	0	6	0.64

