

# MONTANA BASKETBALL



Game Notes #15 | Dec. 26, 2017 | Contact: Nic Hallisey, Assistant SID | 970/231-4789 | nic.hallisey@umontana.edu

## SCHEDULE

Date	Opponent	Time/Result
Nov. 10	Whitworth	W, 72-60
Nov. 13	at Pitt <sup>s</sup>	W, 83-78 (OT)
Nov. 15	at Penn State <sup>s</sup>	L, 70-57
Nov. 20	vs. Oral Roberts <sup>s</sup>	W, 69-64
Nov. 21	vs. UC Santa Barbara <sup>s</sup>	L, 80-73
Nov. 26	Carroll	W, 86-75
Nov. 29	at Stanford	L, 70-54
Dec. 3	Cal State Northridge	W, 86-68
Dec. 6	at RV/#23 UCLA	CANCELED
Dec. 9	at Georgia State	L, 71-68
Dec. 17	UC Riverside	W, 77-61
Dec. 19	UC Irvine	W, 86-68
Dec. 22	at Washington	L, 66-63
Dec. 28	at Northern Arizona*	6:30 p.m.
Dec. 30	at Southern Utah*	12:30 p.m.
Jan. 4	North Dakota*	7 p.m.
Jan. 6	Northern Colorado*	7 p.m.
Jan. 11	at Sacramento State*	8 p.m.
Jan. 13	at Portland State*	2 p.m.
Jan. 20	at Montana State*	7 p.m.
Jan. 25	Southern Utah*	7 p.m.
Jan. 27	Northern Arizona*	7 p.m.
Feb. 1	at Northern Colorado*	7 p.m.
Feb. 3	at North Dakota*	3 p.m.
Feb. 8	Portland State*	7 p.m.
Feb. 10	Sacramento State*	7 p.m.
Feb. 15	at Eastern Washington*	7 p.m.
Feb. 17	at Idaho*	8 p.m.
Feb. 24	Montana State*	7 p.m.
March 1	Weber State*	7 p.m.
March 3	Idaho State*	7 p.m.
March 6	Big Sky First Round <sup>#</sup>	TBD
March 8	Big Sky Quarterfinals <sup>#</sup>	TBD
March 9	Big Sky Semifinals <sup>#</sup>	TBD
March 10	Big Sky Championship <sup>#</sup>	6 p.m.

Home matches are in **BOLD**

All start times listed as Mountain Time

\$ Legends Classic (various sites)

\* Big Sky Conference match

# Big Sky Conference Tournament (Reno, Nev.)

## MONTANA AT NORTHERN ARIZONA

THURS., DEC. 28 / 6:30 P.M. (MT) / FLAGSTAFF, ARIZ. / WALKUP SKYDOME (7,300)



### MONTANA GRIZZLIES

2017-18 Record ..... 7-5 (0-0 Big Sky)

2016-17 Record ..... 16-16 (11-7 Big Sky)

2016-17 Postseason .... Big Sky Quarterfinals

Head Coach ..... Travis DeCuire (4th Season)

Record at UM ..... 64-46 (39-15 BSC)

Career Record ..... Same

### STATISTICAL LEADERS

Minutes/Game ..... A. Rorie (37.0)

Points/Game ..... A. Rorie (17.9)

Rebounds/Game ..... J. Akoh (6.4)

Three-Pointers ..... B. Moorehead (24)

Assists ..... A. Rorie (44)

Blocks ..... J. Akoh (12)

Steals ..... A. Rorie (20)



### NORTHERN ARIZONA LUMBERJACKS

2017-18 Record ..... 3-10 (0-0 Big Sky)

2016-17 Record ..... 9-23 (6-12 Big Sky)

2016-17 Postseason ..... N/A

Head Coach ..... Jack Murphy (6th Season)

Record at NAU ..... 66-110

Career Record ..... Same

### STATISTICAL LEADERS

Minutes/Game ..... G. Littles (30.7)

Points/Game ..... J. Anderson (13.1)

Rebounds/Game .... B. Deibischop (6.3)

Three-Pointers ..... J. Anderson (23)

Assists ..... G. Littles (37)

Blocks ..... I. Thomas (10)

Steals ..... G. Littles (14)

## BY THE NUMBERS

MONTANA				NORTHERN ARIZONA			
Rank	Avg	Category	Avg	Rank			
219	72.8	Points/Game	65.9	326			
122	69.2	Opp. Points/Game	79.6	309			
167	+3.6	Scoring Margin	-13.7	337			
231	.437	FG%	.398	333			
259	.456	Opp. FG%	.483	325			
340	.284	3FG%	.294	328			
322	.388	Opp. 3FG%	.355	220			
265	.675	FT%	.712	156			
189	36.1	Rebounds/Game	33.1	310			
93	+4.3	Rebounding Margin	-3.5	297			
301	12.0	Assists/Game	11.1	326			
240	14.4	Turnovers/Game	17.9	348			
49	+3.3	Turnover Margin	-2.8	321			
296	0.8	Assist/Turnover Ratio	0.6	348			
72	7.6	Steals/Game	6.2	213			
62	4.6	Blocks/Game	2.9	229			

\* Averages and rankings through Monday, Dec. 25

## GAME COVERAGE

**TV:** NAU TV (Flagstaff)

**Stream:** WatchBigSky.com

..... Pluto TV (ch. 239)

**Audio:** Montana Grizzly Radio Network

..... PxP: Riley Corcoran

..... KGVO (1290 AM/98.3 FM)

..... bit.ly/grizlisten or TuneIn app

**Live Stats:** GoGriz.com

**Twitter:** @MontanaGrizBB

## SERIES HISTORY

**Overall:** 67-32

## GRIZ HOOPS ROSTER

No.	Name	Year	Pos.	Ht.	Wt.	Hometown (Previous School)	GP-GS	PPG	RPG	AST	BLK	STL
0	Michael Oguine	Jr.	G	6-2	171	Los Angeles, Calif. (Chaminade Prep H.S.)	12-12	14.4	5.3	26	11	16
1	Timmy Falls	Fr.	G	6-2	171	Dublin, Calif. (Dublin H.S.)	11-0	2.5	0.7	8	0	3
2	Donaven Dorsey	R-Jr.	G	6-7	214	Lacey, Wash. (Washington/Timberline H.S.)	-	-	-	-	-	-
3	Niko Bevens	So.	G	6-6	214	Beaverton, Ore. (North Idaho/Beaverton H.S.)	8-0	0.4	0.1	1	0	1
4	Sayeed Pridgett	So.	G	6-5	195	Oakland, Calif. (El Cerrito H.S.)	12-0	8.0	4.4	14	9	14
5	Karl Nicholas	Fr.	F	6-8	212	Pearland, Texas (Glenda Dawson H.S.)	11-0	4.4	3.0	1	2	1
10	Lars Espe	Fr.	G	6-1	165	Bergen, Norway (Gimle BBK/Metis Videregaaende)	8-0	0.0	0.1	1	0	0
13	Trever Spoja	R-So.	G	6-3	164	Billings, Mont. (Billings West H.S.)	9-0	0.3	0.0	2	1	0
14	Ahmaad Rorie	R-Jr.	G	6-1	175	Tacoma, Wash. (Oregon/Lincoln H.S.)	12-12	17.9	4.3	44	2	20
15	Jamar Akoh	R-Jr.	F	6-8	253	Rancho Cucamonga, Calif. (Cal State Fullerton/Los Osos H.S.)	12-12	11.6	6.4	16	12	10
20	Fabijan Krslovic	Sr.	F	6-8	239	Sydney, Australia (St. Aloysius College)	12-12	4.3	4.1	14	8	13
24	Bobby Moorehead	Jr.	G	6-7	182	Tacoma, Wash. (Stadium H.S.)	12-12	9.5	4.8	17	9	13
32	Peter Jones	Fr.	F	6-8	225	Seattle, Wash. (O'Dea H.S.)	-	-	-	-	-	-
33	Kelby Kramer	Fr.	C	6-10	220	Rock Springs, Wyo. (Rock Springs H.S.)	-	-	-	-	-	-
40	Admir Besovic	Fr.	C	7-0	240	Sarajevo, Bosnia and Herzegovina (Virginia Episcopal School)	9-0	0.4	0.6	0	1	0

**Head Coach:** Travis DeCuire (Montana, '94), Fourth Season

**Associate Head Coach:** Chris Cobb (Menlo College, '09), Fourth Season

**Assistant Coach:** Jay Flores (Chico State, '12), Second Season

**Assistant Coach:** Rachi Wortham (Eastern Washington, '06), Second Season



## MONTANA BASKETBALL

**Michael Oguine**

Jr. • G • 6-2  
Los Angeles, Calif.  
Chaminade Prep H.S.

**0****Timmy Falls**

Fr. • G • 6-2  
Dublin, Calif.  
Dublin H.S.

**1****Donaven Dorsey**

R-Jr. • G • 6-7  
Lacey, Wash.  
Washington/Timberline H.S.

**2****Niko Bevans**

So. • G • 6-6  
Beaverton, Ore.  
North Idaho/Beaverton H.S.

**3****Sayeed Pridgett**

So. • G • 6-5  
Oakland, Calif.  
El Cerrito H.S.

**4****Karl Nicholas**

Fr. • F • 6-8  
Pearland, Texas  
Glenda Dawson H.S.

**5****Lars Espe**

Fr. • G • 6-1  
Bergen, Norway  
Gimle BBK/Metis Videregaaende

**10****Trevor Spoja**


R-So. • G • 6-3  
Billings, Mont.  
Billings West H.S.

**13****Ahmaad Rorie**

R-Jr. • G • 6-1  
Tacoma, Wash.  
Oregon/Lincoln H.S.

**14****Jamar Akoh**

R-Jr. • F • 6-8  
Rancho Cucamonga, Calif.  
Cal State Fullerton/Los Osos H.S.

**15****Fabijan Krslovic**

Sr. • F • 6-8  
Sydney, Australia  
St. Aloysius College

**20****Bobby Moorehead**

Jr. • G • 6-7  
Tacoma, Wash.  
Stadium H.S.

**24****Peter Jones**

Fr. • F • 6-8  
Seattle, Wash.  
O'Dea H.S.

**32****Kelby Kramer**

Fr. • C • 6-10  
Rock Springs, Wyo.  
Rock Springs H.S.

**33****Admir Besovic**

Fr. • C • 7-0  
Sarajevo, Bosnia and Herzegovina  
Virginia Episcopal School

**40****Travis DeCuire**

Head Coach  
4th Season

**Chris Cobb**

Associate Head Coach  
4th Season

**Jay Flores**

Assistant Coach  
2nd Season

**Rachi Wortham**

Assistant Coach  
2nd Season



## MONTANA BASKETBALL



## THE LAST TIME OUT...

**Game #12**  
Dec. 22, 2017  
Seattle, Wash.

**W 66 Griz 63**

## Montana 63 • 7-5

#	Player	Total		3-Ptr		Rebounds			PF	TP	A	TO	Blk	Stl	Min
		FG-FGA	FG-FGA	FG-FGA	FG-FGA	Off	Def	Tot							
15	AKOH, Jamar	f	8-12	0-0	1-2	5	2	7	4	17	1	3	1	0	31
20	KRSLOVIC, Fabijan	r	1-5	0-0	0-0	3	4	7	4	2	3	2	1	2	22
00	OGUINE, Michael	g	2-5	0-1	1-2	1	3	4	3	5	2	2	0	1	24
14	RORIE, Ahmaad	r	9-23	1-6	0-0	2	5	7	2	19	3	3	0	1	39
24	MOOREHEAD, Bobby	g	5-11	4-8	0-0	0	1	1	1	14	1	3	2	0	35
01	FALLS, Timmy		0-2	0-0	2-2	0	1	1	2	2	2	2	0	1	23
03	BEVENS, Niko		0-0	0-0	0-0	0	0	0	0	0	0	0	0	0	1
04	PRIDGETT, Sayeed		2-6	0-0	0-0	4	2	6	3	4	0	4	0	1	19
05	NICHOLAS, Karl		0-3	0-0	0-0	1	2	3	0	0	0	1	2	0	6
Team						4	1	5							
Totals			27-67	5-15	4-6	20	21	41	19	63	12	20	6	6	200

FG % 1st Half: 14-37 37.8% 2nd half: 13-30 43.3% Game: 27-67 40.3%  
3FG % 1st Half: 4-6 66.7% 2nd half: 1-9 11.1% Game: 5-15 33.3%  
FT % 1st Half: 0-0 0.0% 2nd half: 4-6 66.7% Game: 4-6 66.7%

Deadball  
Rebounds  
0.3

## Washington 66 • 10-3

Washington 68 - 10-3

#	Player	Total		3-Ptr		Rebounds			PF	TP	A	TO	Blk	Stl	Min
		FG-FGA	FG-FGA	FG-FGA	FT-FTA	Off	Def	Tot							
15	Dickerson, Noah	f	2-6	0-0	4-5	3	4	7	3	8	0	2	1	2	29
33	Timmins, Sam	f	3-5	0-0	3-4	0	4	4	1	9	0	0	3	2	22
01	Crisp, David	g	3-4	1-2	2-3	0	6	6	4	9	2	5	0	4	38
04	Thybulle, Matisse	g	2-7	0-2	4-4	0	1	1	1	8	0	4	1	1	32
05	Nowell, Jaylen	g	6-16	0-1	1-1	0	0	0	3	13	2	3	1	2	32
11	Carter, Nahziah		3-5	1-2	1-2	0	1	1	2	8	0	1	1	1	21
13	Wright, Hameir		4-8	1-2	2-2	2	3	5	0	11	0	3	4	0	26
Team						1	2	3							
Totals			23-51	3-9	17-21	6	21	27	14	66	4	18	11	12	200

FG % 1st Half: 12-25 48.0% 2nd half: 11-26 42.3% Game: 23-51 45.1%  
3FG % 1st Half: 2-5 40.0% 2nd half: 1-4 25.0% Game: 3-9 33.3%  
FT % 1st Half: 7-7 100.0 2nd half: 10-14 71.4% Game: 17-21 81.0%

Deadball  
Rebounds  
2.1

Officials: Tommy Nunez, Kevin Brill, Bill Vinovich  
Technical fouls: Montana-TEAM. Washington-None.  
Attendance: 5915

Score by periods	1st	2nd	Total
Montana	32	31	63
Washington	33	33	66

Points	In	Off	2nd	Fast	Bench
UM	40	24	12	13	6
UW	32	20	6	11	19

Score tied - 3 times.  
Lead changed - 9 times.

Last FG - UM 2nd-04:16, UW 2nd-03:05.  
Largest lead - UM by 3 1st-02:37, UW by 12 1st-10:17.  
UM led for 04:32. UW led for 33:03. Game was tied for 02:25.




## Twitter

@MontanaGrizBB #GrizHoops  
@UMGrizzlies #FightUniteWin  
#GoGriz



## Facebook

@MontanaGrizBB  
@UMGrizzlies



## Instagram

@UMGrizzlies



## YouTube

Griz TV

www.GoGriz.com

## MONTANA FALLS AT WASHINGTON IN FINAL SECONDS

SEATTLE, Wash. – Montana had opportunities to earn its second signature win of the season but came up just short on Friday evening, falling to the Washington Huskies, 66-63.

Montana held a Husky offense that was averaging 82 points per game to a season-low 66 and out-rebounded Washington 41-27, including 20-6 on the offensive glass. Tacoma natives Ahmaad Rorie (19 points) and Bobby Moorehead (14) paced the Griz, in addition to 17 points and seven rebounds from Jamar Akoh. Rorie also had seven rebounds while Moorehead was 4-of-8 shooting from three-point range.

"Definitely a roller coaster ride for us," head coach Travis DeCuire said. "We're showing growth as a team, but we definitely would have liked to have finished that one off."

Trailing by one at the half, Montana opened the second frame with four quick points to regain the lead. Washington (10-3), though, would score the next nine and would lead for the majority of the half. Despite playing from behind, Montana always stayed within striking distance.

The Grizzlies were within single digits the entire second half and used a 7-0 run – including five points from Akoh – to take the lead, 62-61, with 4:16 to play.

"We stuck together," DeCuire said. "The conversation in the huddle was, 'Do the right things.' When we do the right things we're a better basketball team than them."

Montana held Washington to just a single made field goal down the stretch, but the Grizzlies were unable to connect, shooting 0-for-5 from the floor. Down one, the Grizzlies had five possessions over the final couple of minutes but were unable to take the lead, although they did have what would have been a go-ahead bucket waived off after junior Michael Oguine was called for an offensive foul.

Following a missed shot with 17 seconds remaining, Montana was forced to foul. UW's David Crisp made 1-of-2, giving the Griz the ball with 11.2 seconds to play and trailing by two. Looking to tie the game, Oguine was fouled, sending him to the line for two shots.

"He was banged up – knee to knee – and if he would have stayed down he would have had to come out," DeCuire said. "I prefer to have him shoot banged up than for them to pick a shooter for me."

He made the first free throw, but his second that would have tied the game with under 6 seconds to play was no good. Fabijan Krslovic got the loose ball, but his tip did not fall and Montana was forced to foul once again.

"It's hard to get quick shots against that zone," DeCuire said. "We had a couple empty possessions at the end that we needed to get something out of. We fought."

Montana had a nightmare start to the game, missing 10 consecutive shots and turning the ball over four times during a 10-0 Washington run. They quickly responded, using a 21-6 run to take the lead on back-to-back Akoh layups.

Montana only shot six free-throw attempts in the game – all over the final eight minutes – compared to 21 for Washington. Montana had a season-high-tying 20 turnovers, but also forced Washington into 18 giveaways. The Huskies rank among the nation's leaders for steals and blocked shots, and showed why on Friday, recording 12 steals and blocking 11 shots.

Oguine was held to a season-low five points – the first time this year he hasn't scored in double figures – and was limited to 24 minutes after two early fouls.

Despite the loss, the Grizzlies closed the non-conference portion of their season at 7-5, their most wins and first winning record since 2011-12. Even more impressive, Montana led or was within a single possession late in the second half in all of its defeats, showing signs of a team that has the ability to do big things come conference play.

"I see signs of what we're capable of, the potential of our group," DeCuire said. "We've figured out a rotation that will be good for us, and I'm excited about what's in front of us."

The team will have the next several off to enjoy the Christmas holiday before reconvening in Arizona on Dec. 26. Montana will open conference play with games at Northern Arizona on Dec. 28 and Southern Utah on Dec. 30.



# MONTANA BASKETBALL



## MONTANA OPENS BIG SKY PLAY AT NAU

During the opening week of the season, following a program-defining win at Pitt, Travis DeCuire knew the significance of the victory, but also was cautious to make too much out of it. On one end, his team just beat an ACC school on its home court, Pitt's first home-opening loss in the history of its arena. The streak snapped Montana's 14-game losing skid to Power-5 schools – many by narrow margins. At the same time, DeCuire noted that the victory would mean very little if his team didn't build off of the victory, and use it as a building block throughout the course of the season.

Now, nearly two months later and entering the second phase of its season – conference play – DeCuire likes where his team is at. Sure, there have been some possessions and stretches of play he'd like a do-over on, and his team has had a couple more narrow defeats, squashing opportunities to pick up another signature victory or two, but there have also been the unexpected positives.

For the first time in six seasons, Montana is entering Big Sky Conference action with a winning record. Against stout competition, the Grizzlies went 7-5, including a 5-0 mark at home. DeCuire's players have also picked up his revamped defensive scheme quicker and better than he expected. Opponents are averaging 69.3 points per game, and most-recently, Montana limited a Washington squad that was averaging more than 80 points per game to a season-low 66.

Montana is among the nation's elite for turnovers forced, steals, blocked shots and rebounding – and ranks in the top three in the conference for each category.

Finally, the Grizzlies are playing better today than they were on Nov. 13 when they knocked off Pitt.

"I think we've improved from November to December a lot, and I think we're a little deeper now than we were then," DeCuire said. "We learned a lot about our group. We know we're capable of competing."

The Grizzlies have won two of their last three games, with the lone loss coming in the final seconds at Washington – a game in which Montana out-rebounded the Huskies 41-27, had 12 assists to Washington's four and had more points off turnovers, but also only shot six free throws compared to the Huskies' 21.

"Our pressure has been huge," DeCuire said. "The thing that's been big for us is our ability to rebound, especially on the offensive end. It helps us create extra opportunities."

Earlier in the week, Montana shot better than 50 percent from the floor in wins over UC Riverside and UC Irvine. The Grizzlies never trailed against the Highlanders and held the Anteaters to a season-low 29 rebounds, despite UC Irvine entering the game ranked No. 2 nationally for that category.

"We've been the aggressor in most of the games we've played in," DeCuire said. "Our style of play sets the tone. If we can keep our opponents on their heels, we'll have the opportunity to strike."

The wins and accomplishments over the season's first seven weeks are nice, and are used as confidence builders and to work out kinks, but the real season begins Thursday. Montana likes where it's at, but so do a lot of teams in the Big Sky Conference. Seven teams currently have winning records, with the league posting five wins over Power-5 programs and a handful of others over high-majors. Portland State, a team picked to finish eighth in the

coaches' poll, is currently 10-3 with wins over a pair of Pac-12 teams.

"As you sit back and watch what other teams have been able to accomplish, this is probably one of the most competitive years as a conference," DeCuire said. "The team that has the fewest hiccups will win the league, and we look forward to jumping in the middle of it and trying to rise to the top."

In a league that is up for grabs, with numerous contenders but no clear-cut favorite, it will be imperative to win home games and steal as many on the road as one can. Montana is currently one of five teams unbeaten at home, including Southern Utah, which Montana will face on Saturday. Up first though, is a Northern Arizona squad that is 3-10 and the only team in the league with a losing record at home (1-2).

Despite some struggles early on, NAU did win its most-recent game – at Jacksonville – and leads the league for free-throw attempts. Additionally, two players, rank in the top five in the conference for offensive rebounding.

Following Montana's game at Washington on Dec. 22, the team dispersed and had a couple days to spend with family and friends. They reconvened on Tuesday in Phoenix, where they will practice on Arizona State's campus, before driving to Flagstaff on Wednesday and playing on Thursday. Tipoff is slated for 6:30 p.m. MT.

"We know JoJo Anderson will lead them, they've got some length and size and they're always a physical team and will crash the glass," DeCuire said of NAU. "Travel here's always hard – it's different from any other trip – so it's nice getting here a day earlier to help us adjust."

## SERIES VS. THE LUMBERJACKS

Thursday will mark the 100th meeting between Montana and Northern Arizona, a series that dates back to 1970-71 and has featured two matchups most season since. The Grizzlies are 67-32 all-time, including 28-20 in Flagstaff.

Since 2008-09, the Grizzlies are 15-3 against the Lumberjacks, including 5-0 under Travis DeCuire. In last year's meeting, the Grizzlies' top-five returners combined for 43 points and 21 rebounds. Michael Oguine has scored 41 points in three career games vs. NAU, including 16 points and nine rebounds in his first meeting as a freshman.

## SCOUTING NORTHERN ARIZONA

- NAU is 3-10 on the season, but is 3- since beginning the year 0-7.
- Aside from JoJo Anderson (13.1 points per game), NAU uses a balanced scoring attack.
- Brooks Debisschop (6.3) and Isaiah Thomas (5.7) are NAU's top rebounders. Both have more than 20 offensive boards. Both rank in the top five in the conference for offensive rebounding.
- Five different players have at least nine steals.
- NAU leads the Big Sky Conference for free throws made and attempted. JoJo Anderson leads the conference for attempts and makes.
- Out of 12 teams, NAU ranks 11th or 12th in the conference for scoring offense, scoring margin, field-goal percentage, defensive rebounds, assists and turnover margin.
- The Lumberjacks are coming off of a 9-23 campaign (6-12 Big Sky), and returned just one starter from that roster.
- NAU is led by sixth-year head coach Jack Murphy.

## STARTING STRONG

Montana closed its non-conference season with a winning record (7-5) for the first time in six seasons. In fact, despite a storied history that is littered



# MONTANA BASKETBALL



with conference championships and postseason berths, this season marks just the fifth time since the turn of the century that the Grizzlies have posted a winning non-conference mark. The other times were in 2005-06, 2009-10, 2010-11 and 2011-12 – with Montana advancing to the NCAA tournament three of those seasons and the CBI in 2011.

The feat is even more impressive considering the level of competition Montana has faced thus far. The Grizzlies have played four Power-5 opponents (Pitt, Penn State, Stanford and Washington, all on the road). The Grizzlies also played six of their first nine games away from home, with an additional road game at No. 23 UCLA being canceled once the team was already on site. In addition to the Power-5 opponents, UC Santa Barbara is off to a 10-3 start while UC Irvine was predicted to win the Big West and Georgia State was selected to finish second in the Sun Belt.

## BE LIKE MIKE

Junior guard Michael Oguine, a third-team All-Big Sky selection in 2016-17, scored in double figures in the first 11 games of the season, including 29 in a win at Pitt (Nov. 13).

Oguine ranks second on the team for scoring (14.4 points per game). Despite standing at just 6-2, he also ranks second for rebounding, averaging 5.3 boards per game. He ranks second for assists (26) and steals (16) and blocked shots (11).

## AKOH TAKING OVER

The Grizzlies had high hopes for Jamar Akoh, a transfer from Cal State Fullerton who redshirted a year ago. In his first two games, however, he combined for just four points and two rebounds, being limited to 28 total minutes due to foul trouble.

Since those first two games, Akoh has begun to take over down low, averaging 13.1 points and 7.6 rebounds, shooting 60.6 percent. He has eight double-figure scoring games during that 10-game span, including two double-doubles. In three games last week, he averaged 19.0 points and 8.7 rebounds per game, including a career-high 23 points vs. UC Irvine (Dec. 19) and career-high 12 rebounds vs. UC Riverside (Dec. 17).

## ALL-AROUND RORIE

Ahmaad Rorie played in all 40 minutes vs. UC Santa Barbara and ranks 11th nationally for minutes played per game (37:00). He also ranks highly, how-

ever, for points (17.9 per game) and steals (1.7 per game). In fact, Rorie is one of 13 NCAA Division I players to rank in the top 150 nationally for both points and steals.

## MORE MOOREHEAD

Bobby Moorehead struggled offensively for much of his sophomore season in 2016-17, averaging 3.9 points per game on .320 shooting. The junior has turned things around in 2017-18, however, ranking fourth on the team for points (9.5), second for minutes played (34.3) and shooting at a .410 clip.

In Montana's recent win over UC Riverside (Dec. 17), he scored six points in a 10-second span to spark a 17-0 Griz scoring run. In the previous game, at Georgia State (Dec. 9), Moorehead hit back-to-back three-pointers to get the Griz within a single possession. At Stanford (Nov. 29), he scored 11 consecutive UM points in the second half to give the Griz a 40-37 advantage.

He is the team leader for three-pointers (24), ranks third for assists (17), rebounding (4.8 per game) and blocked shots (nine), and fourth for steals (13).

## TRENDING

- Montana is undefeated at home this season (5-0).
- The Grizzlies are a perfect 7-0 when leading at halftime compared to 0-5 when trailing.
- Montana is 5-1 when opponents score fewer than 70 points, with the exception coming in a three-point loss at Washington.
- Montana is 5-1 when shooting more free throws.

## FORCING TURNOVERS

Montana has forced more turnovers than its opponents eight times this season, also tying Penn State with 15 apiece. The Grizzlies' aggressive defense, which focuses on getting deflections, ranks 16th nationally with 17.67 turnovers forced per game and 49th nationally with a +3.3 turnover margin.

On three occasions, Montana has forced 20 or more turnovers in a game, and in a win at Pitt (Nov. 13), the Grizzlies forced the Panthers into 19 turnovers, converting them into 30 points – an average of 1.58 points per turnover.

## CRASHING THE GLASS

Montana has out-rebounded its opponents in 10 of its last 11 games, which

## 2017-18 BIG SKY CONFERENCE STANDINGS

School	Conf.	Pct.	Overall	Home	Away	Neutral
Portland State	0-0	0.000	10-3	4-0	5-1	W2
Northern Colorado	0-0	0.000	9-4	4-1	2-3	L1
Idaho	0-0	0.000	8-4	4-1	2-2	L1
<b>Montana</b>	<b>0-0</b>	<b>0.000</b>	<b>7-5</b>	<b>5-0</b>	<b>1-4</b>	<b>L1</b>
Weber State	0-0	0.000	7-5	6-0	0-2	W3
Southern Utah	0-0	0.000	6-5	5-0	1-5	L1
Montana State	0-0	0.000	7-6	4-1	1-5	L1
Idaho State	0-0	0.000	5-6	4-1	1-5	W1
Eastern Washington	0-0	0.000	5-8	3-0	1-7	W2
North Dakota	0-0	0.000	4-7	2-2	0-5	L4
Northern Arizona	0-0	0.000	3-10	1-2	2-6	W1
Sacramento State	0-0	0.000	3-10	3-1	0-5	L2

\* Through games played on Monday, Dec. 25

## PRONUNCIATION GUIDE

Jamar Akoh	uh-KOH
Admir Besovic	ad-MEER BAY-sho-vich
Niko Bevens	nee-ko bev-ins
Travis DeCuire	dee-cure
Lars Espe	ES-peh
Jay Flores	floor-es
Fabijan Krslovic	fah-bee-on kris-low-vick
Michael Ogunie	oh-GEE-nay (G like go)
Sayeed Pridgett	sigh-EED prid-jit
Ahmaad Rorie	uh-MOD ROAR-ee
Trever Spoj	SPOY-uh
Rachi Wortham	rah-SHEE WORTH-am



# MONTANA BASKETBALL



is particularly impressive considering four of those contests have come against Power-5 teams and another came against a UC Irvine team that ranked No. 2 nationally for total rebounds.

Well over one-third of Montana's rebounds have come from the offensive end (37.9 percent). That number was 28.6 percent a year ago. Michael Oguine, UM's second-leading rebounder, has more offensive boards (32) than defensive (31), as does freshman Karl Nicholas (20 to 13). Over their last eight games, the Grizzlies have out-rebounded their opponents 118-59 on the offensive glass. They are averaging 13.67 offensive rebounds per game this season (19th in NCAA). Nearly one-fifth of Montana's points have been second-chance opportunities (172 points; 19.7 percent).

## STOUT DEFENSE

Montana is allowing its opponents to shoot at too high of a percentage, particularly from the three-point line. However, the Grizzlies are doing a good job of preventing teams from getting shots.

- 17.8 turnovers forced per game: 16th in NCAA (2nd in BSC)
- +3.3 turnover margin: 49th (3rd)
- 4.6 blocked shots per game: 61st (1st)
- 7.6 steals per game: 72nd (3rd)

## WELL CONDITIONED

Montana has three players who average at least 33:00 minutes played per game. Ahmaad Rorie is averaging 37:00 per game, including all 40 vs. UC Santa Barbara (Nov. 21). Fellow juniors Bobby Moorehead (34:20) and Michael Oguine (33:00) are also among the nation's leaders. In fact, Montana is one of 14 Division-I schools nationally to have three players average 33:00 per game or better.

Montana has used a small rotation, with just eight players averaging at least 10 minutes per game and six with more than 13. Twelve different Grizzlies played at Penn State (Nov. 15), but just six played more than 7 minutes. It was the same two nights prior at Pitt (Nov. 13), as Travis DeCuiere used the same five players throughout the final 7:34 of the second half and all 5 minutes of overtime.

## NARROW DEFEATS

Montana finished non-conference play with its first winning record in six seasons, but the Griz can't help but wonder, 'What if?' as well. Of Montana's five losses, the Grizzlies have led or been within a single possession late in the second half in all five.

- At Penn State (Big Ten), Montana held early leads and was within a single possession, 58-55, with under 4 minutes to play.
- In the championship game of the Legends Classic Malibu Region, Montana overcame a 18-point deficit to take the lead, including 48-46 with 12:51 remaining.
- At Stanford (Pac-12), Montana held multiple second-half leads, including by as many as six points, 50-44, with under 10 minutes on the clock.
- Montana overcame a 17-point halftime deficit at Georgia State, tying the game and having the ball with under a minute to play.
- At Washington (Pac-12), Montana led with 4:16 to play and had the chance to tie the game with two free-throw opportunities with 5.1 seconds left on the clock.

## ROAD WARRIORS

The Grizzlies have already traveled more than 12,000 miles – taking two trips to the East Coast, three flights to the state of California and one to nearby Seattle. Through the first 30 days of the regular season, Montana was on the road for 19 of them.

- Following a season-opening win over Whitworth (Nov. 10), Montana was on a plane nine hours later for a six-day trip to the state of Pennsylvania (Nov. 11-16).
- After back-to-back games against Power-5 opponents (Pitt and Penn State), Montana had two home practices before flying to California to continue the Legends Classic (Nov. 19).
- The Grizzlies returned from California and had two practices in Missouri to prepare for Carroll (Nov. 26).
- Montana had just one day in between its game against Carroll and flying to Stanford (left on Nov. 28).
- Montana returned from its trip to Stanford and had two home practices before hosting CSUN (Dec. 3).
- Following its win over CSUN, the Grizzlies had one day at home before flying to UCLA and Georgia State for a six-day road trip (Dec. 5-10).

## DYNAMIC DUO, PART I

Junior guards Michael Oguine and Ahmaad Rorie enter Friday's contest each averaging more than 14.0 points per game, both ranking in the top 300 of all NCAA Division I scorers.

Oguine has scored in double figures in 11 games, while Rorie has accomplished the feat 10 times – including 20-plus on six occasions.

## HEARTBREAK VS. THE HUSKIES

Montana had several chances at an additional non-conference victory over a Power-5 program, taking Washington down to the wire (Dec. 22). In the three-point loss, Montana held multiple second-half leads, including with under 4 minutes to play.

Despite the loss, Montana out-rebounded the Huskies, 41-27, including 20-6 on the offensive glass. The Grizzlies also had 12 assists compared to Washington's four, and converted 18 turnovers into 24 points. Washington, however, got to the free-throw line 21 times compared to just six for Montana.

## HOME SWEET HOME

The Grizzlies hold a perfect 5-0 mark at home this season. Over the past two decades, Montana has begun a season with five or more consecutive home wins three times, including twice in the past three seasons under Travis DeCuiere.

Montana has won more than 80 percent of its contests in Dahlberg Arena over the past decade, going 109-25 (.812) since the start of the 2008-09 season. All-time, the Grizzlies boast one of the best home-court advantages, going 683-240 (.740) in their home arena.

## DOMINANT DEFENSE

Two nights after Montana's defense held UC Riverside to 38.5-percent shooting (a season low for a UM opponent), the Grizzlies' strong defense was on full display. In an 18-point win over UC Irvine (Dec. 19), Montana's defense forced 15 turnovers, including three shot-clock violations and two 10-second whistles. On offense, the Grizzlies shot better than 50 percent and scored a season-high-tying 86 points. Afterward, Travis DeCuiere said his team's performance was the best of the season, and perhaps the best he's seen his team play in his four years as head coach.

"Tonight is the first time we've put 40 minutes together on both sides of the ball," DeCuiere said after the game. "Our energy and the way we played together, and the way we executed on both sides of the ball, was incredible. I don't know that we've played this well as a group, as a unit, since I've been here."



# MONTANA BASKETBALL



## HONORING DELVON

Prior to Montana's game vs. UC Irvine (Dec. 19), the Grizzlies recognized former player Delvon Anderson, who passed away in August at the age of 47. His family was on the court during a video ceremony and DeCuire and former head coach Blaine Taylor presented them with the Legend of the Game plaque – an award given to a former player or coach from each participating team in the 2017 Legends Classic tournament.

DeCuire and Anderson played together in the early 1990s and Taylor was their coach. He is Montana's winningest coach in school history (.680 winning percentage) and is now an assistant coach at UC Irvine. During Anderson's two-year career at Montana, the Grizzlies won back-to-back Big Sky Conference championships. He was the conference MVP as a senior in 1992.

Throughout the season, players have worn No. 24 warmup jerseys, honoring Anderson. Additionally, a black stripe has been displayed on the left shoulder of all jerseys, recognizing Anderson and former head coach Jud Heathcote.

## FRESHMAN FALLS

Timmy Falls scored 12 points through Montana's first 10 games of the season before breaking out vs. UC Irvine (Dec. 19). The freshman played 22 minutes off the bench and scored 14 points, including 4-for-4 shooting from three-point range. Falls also had several no-look passes and took a charge on defense.

## RUNNING FROM THE START

Montana led start to finish in its win over UC Riverside (Dec. 17), using a 9-0 run to begin the game and a 17-0 run early in the second half. The Grizzlies held the Highlanders without a basket for the first 6 minutes, 20 seconds, jumping out to a comfortable lead. After UC Riverside scored on its first shot attempt of the second half, the Grizzlies held them without a point for 6:23, going on 17-0 run. Montana led by as many as 29 points in the game (season high) and never trailed, holding the Highlanders to 38.5-percent shooting, a season low for a UM opponent, including 21 first-half points (the fewest in a half this

## 50-PLUS

In each of its last four homes games, Montana has made at least 50 percent of its shots, shooting 56 percent vs. Carroll (Nov. 26), 52 percent vs. CSUN (Dec. 3), 50 percent vs. UC Riverside (Dec. 17) and 53 percent vs. UC Irvine (Dec. 19). During those four games, the Griz are averaging 83.75 points per game and a 15.75 margin of victory.

## BUCKING THE TREND

Penn State entered its Nov. 15 contest vs. Montana ranked seventh nationally, averaging 13.0 steals per game. The Grizzlies protected the ball, however, limiting the Nittany Lions to just three steals. A week later vs. UC Santa Barbara, Montana was going up against a Gauchos squad that ranked fifth nationally, turning the ball over just 8.0 times per game. The Griz defense was active and stingy, forcing UCSB into 21 turnovers – nearly three times its season average.

Montana once again bucked the trend against UC Irvine (Dec. 19), out-rebounding the Anteaters, 37-29, despite UC Irvine entering the contest ranked No. 2 nationally for rebounding (42.3 per game). It was held to its lowest total of the season.

## FINALLY A SATURDAY

Montana will play at least 11 games on Saturdays this season – more than

any other day of the week. However, the Grizzlies didn't play a Saturday game until Dec. 9, a full month into the season. Only Oklahoma played more games to begin the season without a Saturday game.

## GAME CANCELED

Montana was scheduled to play five teams from Power-5 conference this season, but the Grizzlies' contest at UCLA (Dec. 6) was canceled due to wildfires that were spreading throughout the area and shut down UCLA's campus. The Griz held one practice at Pauley Pavilion and scheduled another at a nearby gym in Los Angeles, before departing for Atlanta to take on Georgia State. Ironically, there were talks of that game being canceled as well when a rare snowstorm took over the southern region of the United States and closed Georgia State's campus.

## NICHOLAS FINDING HIS FORM

Travis DeCuire had high expectations for Karl Nicholas, but the freshman was limited early in the season due to foul trouble. Through his first three career games, Nicholas averaged just 7.7 minutes per game, picking up four fouls in each contest.

The Texas native had a breakout week in Malibu, Calif., however, playing 18 minutes vs. Oral Roberts (Nov. 20) and 28 minutes vs. UC Santa Barbara (Nov. 21). Nicholas averaged 10.5 points per game over the two contests, connecting on 10 of 15 shot attempts. He also added nine rebounds in the two games.

## CLUTCH RORIE

Junior guard Ahmaad Rorie has scored in double figures nine times this season, averaging 18.8 points per game. The point total is impressive, but more impressive is when he is scoring. Six of Rorie's 18 points at Pitt (Nov. 13) came in the overtime period, while two nights later at Penn State (Nov. 15), he had four points, a steal and an assist during a 9-0 UM run to cut the Grizzlies' deficit to a single point, 51-50, midway through the second half.

The all-conference performer was on full display again vs. Oral Roberts (Nov. 20), scoring a team-high 18 points, in addition to six assists and three steals. Trailing 17-16 with 8 minutes to play in the first half, Montana closed the half on a 15-6 run. Rorie had nine points and two assists during that run, contributing to six of UM's eight made field goals. He was again clutch late, knocking down both free-throw attempts with 22 seconds to play to increase Montana's lead to two possessions.

Rorie was named to the Legends Classic Malibu Region All-Tournament team after playing 75 of 80 minutes and totaling 38 points, 12 assists, seven steals and six rebounds.

## OGUINE RECOGNIZED BY COLLEGE SPORTS MADNESS

Junior guard Michael Oguine was the College Sports Madness Big Sky Player of the Week for games played Nov. 13-19. Oguine scored a career-most 29 points in a signature victory at Pitt (Nov. 13) and then two days later at Penn State (Nov. 15), totaled 15 points and grabbed seven boards in a narrow loss to the Nittany Lions.

## A SIGNATURE VICTORY

After coming close, but not close enough, multiple times against Power-5 teams, Montana finally got over the hump and knocked off Pitt on Nov. 13 in Pittsburgh. The win snapped Montana's 14-game losing streak against Power-5 schools and was the school's first since 2010. It marked Montana's first over a team currently in the ACC since 1966.



# MONTANA BASKETBALL



Montana led for nearly 24 minutes against Pitt, including by as many as seven points. Below are key stats that led the Grizzlies to their signature victory:

- Montana forced Pitt into 19 turnovers, turning them into 30 points. Two of the turnovers were offensive charges, one taken by Karl Nicholas and another by Fabijan Krslovic. Krslovic finished with a team-most nine rebounds, two blocked shots and two steals.
- Montana out-rebounded Pitt, 39-38, including 14-12 on the offensive glass.
- The Grizzlies held the lead for 23:46, compared to 14:07 for the Panthers.
- Montana overcame foul trouble – three players finished the game with four fouls – and a slow start at the free-throw line. The Grizzlies began the game just 4-for-11 from the charity stripe before finishing 12-of-14 down the stretch – including 10 makes in a row at one point – to put the game out of reach.
- After trailing by a game-most seven points, 28-21, with under 5 minutes to play in the first half, Montana closed the half on a 16-7 run to head into the intermission leading by two, 37-35.
- The Grizzlies started the game 0-for-7 from three-point range before Ahmaad Rorie hit back-to-back threes late in the first half. Bobby Moorehead followed with two more, giving the Grizzlies 12 consecutive points off of three-pointers and a 33-32 advantage.
- Trailing by four, 69-65, with under 3 minutes to play, Montana went on an 8-2 run over the next 2 minutes to take a 73-71 advantage. Oguine scored all eight points for the Griz.
- After alternating baskets to begin overtime, Montana scored to take a 79-77 lead and then held Pitt without a made field goal over its final three attempts.

## PARTIAL ARRIVAL

Montana's win at Pitt (Nov. 13) was huge for the program. The Grizzlies knocked off an ACC team that has played in 13 of the last 16 NCAA tournaments, on its home court no less. Pitt entered the contest with a 135-5 all-time mark in non-conference games at the Petersen Events Center and had never lost a home opener in the building.

The victory, however, will mean little if the team doesn't use it as a springboard into the rest of the season, particularly in March.

"We want to win these games in November so we can win these games in March," Travis DeCuire said afterward, noting that he schedules games like these in order to prepare his team for Big Sky Conference action and, hopefully, the postseason.

## BIG-GAMER OGUINE

Junior guard Michael Oguine scored a career-high 29 points in Montana's win at Pitt (Nov. 13), but more impressive than the 29 points or team-most five assists was the fact that Oguine took over when it mattered most.

He scored 16 of his points in the final 8:32 of regulation, including Montana's final 10 points overall. Trailing 67-63 with 4:32 to play, Oguine outscored Pitt's entire team, 10-4, to give Montana a two-point lead in the final minute of regulation.

"Mike's one of those guys where when he's mad he's better," Travis DeCuire said. "If he thinks it's time to put everybody on his back, he's going to get it done. He carried us when we needed him to."

## 100 AND COUNTING

Nov. 13 was a special night for the Montana basketball program, but for two Grizzlies in particular.

Fabijan Krslovic played in his 100th consecutive game. The senior from

Australia has played in every UM game since the start of the 2014-15 season (now 109, including 92 starts). Additionally, the game against Pitt was Travis DeCuire's 100th game as head coach. The former Griz player was 59-41 following the signature victory, the fifth-best mark through 100 games out of Montana's 25 head coaches. DeCuire has led Montana to a 2014-15 regular-season conference title and back-to-back appearances in the Big Sky Conference tournament championship game (2015 and 2016).

## STARTING STRONG

Montana's wins over Whitworth (Nov. 10) and Pitt (Nov. 13) gave the Grizzlies their first 2-0 start to a season since the 2009-10 squad began the year with three consecutive wins. That team finished with a 22-10 record, winning a Big Sky championship and advancing to the NCAA tournament.

## WORKING OVERTIME

Montana won its first overtime game in nearly two years on Nov. 13, defeating Pitt, 83-78. Prior to that, Montana's last overtime victory was a double-overtime win at Northern Arizona on Dec. 31, 2015. The Grizzlies lost both overtime contests in 2016-17.

## GOING SMALL

One of the expected strengths to Montana's roster this year is its height compared to a year ago. The Grizzlies have three players listed at 6-8 or taller compared to just one a year ago (UM also has three players 6-8 or taller who are redshirting this season).

However, several times this season Travis DeCuire has gone with a smaller lineup. The smaller unit allowed Montana to go on a second-half run in its season opener vs. Whitworth (Nov. 10) and has allowed the team to spread the ball better and quicker.

## HOME-OPENING SUCCESS

With Montana's win over Whitworth (Nov. 10), the Grizzlies improved to 15-3 in home openers since the turn of the century.

## DEBUTING

Montana's season opener vs. Whitworth (Nov. 10) marked collegiate and UM debuts for several Grizzlies. Junior Jamar Akoh, a transfer from Cal State Fullerton, earned the start. Also seeing consistent time were freshmen Timmy Falls and Karl Nicholas. In the final minute of the game, Travis DeCuire inserted Admir Besovic, Niko Bevens and Lars Espe.

## DEFENSE WINS CHAMPIONSHPS

The offense had been clicking, but the defense needed work. That was Travis DeCuire's assessment through the first month of practices and scrimmages, leading up to Montana's exhibition contest vs. Saskatchewan (Nov. 6).

DeCuire saw his team's ability to get stops, as Montana held Saskatchewan to 26-percent shooting in an 85-44 exhibition victory at Dahlberg Arena. Leading by just two, 25-23, with under 8 minutes to play in the first half, Montana went on a 36-4 run over the next 14 minutes – extending across both periods – and did not allow a field goal during that span. The Huskies were 0-for-18 from the floor with 11 turnovers during that stretch. On the evening, Montana forced 12 steals and blocked a dozen shots.

## LOOKING AHEAD

Montana will cap its three-game road trip at Southern Utah. The Thunderbirds enter conference play with a perfect record on their home court.



# MONTANA BASKETBALL



## PRESEASON NOTES

### RETURNING TALENT

The Grizzlies have the pieces to contend this season, returning three of their four consistent starters from 2016-17, in addition to a pair of guards – Sayeed Pridgett and Bobby Moorehead – who each started about one-third of last year's contests.

In total, Montana returns the majority of its production in all aspects of the game, bringing back its top two scorers, and four of its top five. On the other end of the floor, Montana had six players with 90 or more rebounds a year ago; five of them are back on the court.

### NEW GUYS COMING IN

While Montana returns the majority of its production from a year ago, the team also turned over roughly half of its roster, with several newcomers expected to slide in and fill roles immediately. The Grizzlies signed six freshmen, in addition to sophomore JUCO transfer Niko Bevans.

- **Admir Besovic** – Originally from Bosnia and Herzegovina, has spent the past two seasons at the Virginia Episcopal School in Lynchburg, where he averaged 11.2 points and 6.8 rebounds last year as a team captain.
- **Niko Bevans** – As a freshman at North Idaho College, led the Cardinals to an NWAC Eastern Conference championship by making 50 percent of his three-point attempts.
- **Lars Espe** – 2016-17 Young Player of the Year in the BLNO, Norway's premier professional basketball league.
- **Timmy Falls** – 2016-17 East Bay Athletic League MVP.
- **Peter Jones** – Played in 26 games as a senior at O'Dea High School, averaging 4.8 points per game.
- **Kelby Kramer** – No. 2 prep prospect from the state of Wyoming, being named to USA Today's All-USA Wyoming Boys Basketball Team
- **Karl Nicholas** – As the 17th-best prep prospect from the state of Texas, was named the 2016-17 Texas District 22-6A MVP.

### DYNAMIC DUO, PART II

Montana boasts one of the top duos in the Big Sky with junior guards Ahmaad Rorie and Michael Oguine. The two combined to score well over one-third of the team's points a year ago, also ranking No. 1 and 2 for minutes played.

A transfer from Oregon, Rorie made a name for himself during his first season in the league, earning second-team All-Big Sky honors. He started all 31 contest, and led the Grizzlies in minutes (32.5 per game), points (17.6), assists (97), field goals made (192), three-pointers (63) and free-throw percent-age (.833). His 1.2 assist-to-turnover ratio helped Montana have the 12th-fewest turnovers in Division I in 2016-17.

After recording the second-most points ever for a Montana freshman, Oguine followed up his debut season with an even better sophomore campaign. He averaged 11.9 points per game – including 13.3 during conference play – and shot .481 from the floor. He ranked second on the team for points, re-bounds (6.0 per game) and steals (37), and earned third-team all-conference honors.

Both players have been named to various publications' preseason all-conference teams, with Rorie being one of six players selected to the official preseason All-Big Sky team voted on by the league's coaches.

### FABULOUS SENIOR

Montana's lone senior is Australian Fabijan Krslovic, who entered the season having played in 100 consecutive games – starting 83. Krslovic was Montana's top rebounder in 2016-17, with more than one-third of his boards coming on the offensive glass. He also led Montana with 15 steals and 20 blocked shots and was one of just three Big Sky players to rank in the top 15 in the conference for both categories.

Krslovic will admit he's not the most athletic player on the court, but he's consistent and is the glue of the team, according to the coaching staff. After being forced to be more of a center last year because of Montana's lack of height, he will now transition into a more natural role as a 6-8 forward.

### ADDED HEIGHT

A year ago, Fabijan Krslovic (6-8) was the Grizzlies' tallest player, which forced him to play a different role

### RETURNING PRODUCTION

Category	% Returning
Rebounding	68.1%
Steals	67.4%
Blocked Shots	65.9%
Points	62.1%
Assists	59.9%

## BSC PRESEASON POLLS

### COACHES' POLL

Place	Team	Points
1.	Idaho	117 (10)
2.	Weber State	103 (1)
3.	<b>Montana</b>	<b>101</b>
T-4.	Northern Colorado	83 (1)
	Montana State	83
6.	North Dakota	71
7.	Eastern Washington	65
8.	Portland State	55
9.	Sacramento Sate	48
10.	Idaho State	25
11.	Northern Arizona	23
12.	Southern Utah	19

### MEDIA POLL

Place	Team	Points
1.	Idaho	211 (12)
2.	Weber State	195 (3)
3.	<b>Montana</b>	<b>188 (3)</b>
4.	Montana State	180
5.	North Dakota	146 (1)
6.	Eastern Washington	144
7.	Northern Colorado	106
8.	Sacramento Sate	87
9.	Portland State	76
10.	Northern Arizona	59
11.	Idaho State	52
12.	Southern Utah	38

*Number in parenthesis denotes first-place votes*

### PRESEASON ALL-CONFERENCE TEAM

Player	Year	Pos.	School
Tyler Hall (MVP)	Jr.	G	MSU
Victor Sanders	Sr.	G	UI
Bogdan Bliznyuk	Sr.	G/F	EWU
<b>Ahmaad Rorie</b>	<b>Jr.</b>	<b>G</b>	<b>UM</b>
Geno Crandall	Jr.	G	UND
Jordan Davis	Jr.	G	UNC



# MONTANA BASKETBALL



as Montana's only true post player. This year, he is one of five players at 6-8 or taller. It was a conscious effort by DeCuire, looking to add more height and depth to his team's roster.

Admir Besovic (7-0) and Kelby Kramer (6-10) are still raw as true freshmen, adjusting to the quicker style of play in the college game, but both can play a true center position. Kramer is more of a shot-blocker and rebounder, while Besovic has the ability to clog the lane and make it tough for opposing offenses to penetrate to the rim.

Montana believes it has a solid low-presence combination of Krslovic and transfer Jamar Akoh, and also has 6-8 Karl Nicholas, who can be an athletic force on both ends of the court.

## MORE RETURNING TALENT

In addition to Montana's senior and pair of all-conference guards, the team returns three other players, including Sayeed Pridgett and Bobby Moorehead.

As a true freshman, Pridgett earned 11 starts and ranked ninth in the Big Sky with a .524 field-goal percentage. He was also the team's third-best rebounder (3.9 per game) and ranked fourth on the team for points (8.1 per game) and assists (44). In his second collegiate season, Moorehead started 10 games and averaged 2.8 rebounds per game while adding 3.9 points, 10 total steals and nine blocked shots. Sophomore guard Trever Spojka is also back. The Billings native saw action in eight contests as a redshirt freshman, totaling 10 points on 3-of-7 shooting.

## STARTING THEM YOUNG

Montana is one of 11 NCAA Division I schools nationally to have at least nine newcomer and just one senior.

Kentucky leads the nation with 12 newcomers and zero seniors, while Auburn has a dozen newcomers and one senior. Tennessee, Toledo and Wofford each have 10 newcomers and one senior, while Montana, Bowling Green, Holy Cross, Kansas State, Louisiana Tech and Oklahoma have nine new players and one expected graduate.

## DORSEY TO MISS SEASON

The Grizzlies will be without junior forward Donaven Dorsey this season. Dorsey, who redshirted in 2016-17 after transferring from the University of Washington, suffered a pair of hip injuries that require separate surgeries. The first was performed on Oct. 23. He played in 55 games over two seasons with the Huskies, earning eight starts. He totaled 166 points and 77 rebounds.

## PICKED TO FINISH 3RD

Montana has high expectations for itself, and those who follow Big Sky basketball feel similar. In the preseason polls, Montana was picked to finish third by both the coaches and media. The Grizzlies were slotted to finish behind Idaho and Weber State in both polls (complete listing on Page 9).

Travis DeCuire said being picked to finish in the upper echelon is a sign of respect, but he and his team have their own set of goals, especially after winning a regular-season championship in 2015 and playing in the conference tournament title game in both 2015 and 2016.

## TOUGH SCHEDULE

A year ago, Travis DeCuire believed he compiled the most-challenging schedule in program history, facing an all-Division-I slate. This year, it may

be even tougher. The Grizzlies open the season with 13 non-conference games, five of which are against Power-5 teams. The team's first road trip is at Pitt (ACC) and Penn State (Big Ten) – part of the prestigious Legends Classic. The tournament will continue the following week in Malibu, Calif., as Montana takes on Oral Roberts and either UC Santa Barbara or host Pepperdine.

The Grizzlies will get their air miles several weeks later, traveling to Georgia State, in addition to three contests against Pac-12 foes – Stanford, UCLA and Washington. The Bruins are ranked in the AP pre-season top-25 poll.

In Missoula, Montana will host Cal State Northridge, Carroll, UC Irvine, UC Riverside and Whitworth. The 18-game league schedule will begin Dec. 28 and include home-and-home contests against Montana State, North Dakota, Northern Arizona, Northern Colorado, Portland State, Sacramento State and Southern Utah. Montana will also will travel to Eastern Washington and Idaho, and will host Idaho State and Weber State to close the regular season.

The Big Sky Conference tournament will be held in Reno, Nev., for the final year before moving to Boise, Idaho, next spring.

## TEAM BONDING IN COSTA RICA

The Grizzlies got a head start to the basketball season, taking a foreign tour to Costa Rica in early August. The NCAA allows for teams to participate in such trips once every four years. The trip was beneficial in several facets. In addition to key bonding time – being in a foreign country with your teammates and being able to partake in several activities, including pool time and a zip line through a jungle – and service initiatives – the team spent a day at an orphanage, playing sports with the children and reading to them – the team also competed in a pair of scrimmages and was allotted 10 practices in Missoula leading up to the trip.

The tour allowed for Travis DeCuire to introduce concepts to his team – particularly the newcomers – much earlier than he usually would, and noted that the team was ahead of where they normally were early in fall camp.

## SECURING THE BALL

Montana averaged just 10.8 turnovers per game a year ago, the 12th-fewest in all of NCAA Division I basketball.

## PROUD HISTORY

Travis DeCuire is well aware of Montana's proud history, and has experienced it firsthand. During the 1990s, Montana won the Big Sky Conference and played in the NCAA tournament three times in a seven-year period, including DeCuire's sophomore campaign. The two-time All-Big Sky selection still holds Montana's record for career assists.

Since Montana's first conference championship in 1975, no Big Sky team has won more conference titles (10) than Montana. Additionally, the Grizzlies have won nine tournament titles and have nine runner-up finishes – including three championships and three runner-up finishes in the past eight seasons. In the league's history, Montana has won more games than any Big Sky school except for Weber State.

## DECUIRE REACHES MILESTONE

Midway through last season, DeCuire's third in Missoula, the Grizzlies defeated Northern Colorado to earn the head coach his 50th victory. He is the second-fastest Griz coach to reach that milestone (84 games). The fastest to 50 was Blaine Taylor, DeCuire's head coach when he played for the Griz.



## 2017-18 MONTANA GRIZZLIES ROSTER

No.	Name	Year	Pos.	Ht.	Wt.	Exp.	Hometown (Previous School)
0	Michael Oguine	Jr.	G	6-2	171	2L	Chatsworth, Calif. (Chaminade Prep H.S.)
1	Timmy Falls	Fr.	G	6-2	171	HS	Dublin, Calif. (Dublin H.S.)
2	Donaven Dorsey	R-Jr.	G	6-7	214	RS	Lacey, Wash. (Washington/Timberline H.S.)
3	Niko Bevens	So.	G	6-6	214	TR	Beaverton, Ore. (North Idaho College/Beaverton H.S.)
4	Sayeed Pridgett	So.	G	6-5	195	1L	Oakland, Calif. (El Cerrito H.S.)
5	Karl Nicholas	Fr.	F	6-8	212	HS	Pearland, Texas (Glenda Dawson H.S.)
10	Lars Espe	Fr.	G	6-1	165	HS	Bergen Norway (Gimle BBK/Metis Videregaaende)
13	Trevar Spoja	R-So.	G	6-3	164	VR	Billings, Mont. (Billings West H.S.)
14	Ahmaad Rorie	R-Jr.	G	6-1	175	1L	Tacoma, wash. (Oregon/Lincoln H.S.)
15	Jamar Akoh	R-Jr.	F	6-8	253	RS	Rancho Cucamonga, Calif. (Cal State Fullerton/Los Osos H.S.)
20	Fabijan Krslovic	Sr.	F	6-8	239	3L	Sydney, Australia (St. Aloysius College)
24	Bobby Moorehead	Jr.	G	6-7	182	2L	Tacoma, Wash. (Stadium H.S.)
32	Peter Jones	Fr.	F	6-8	225	HS	Seattle, Wash. (O'Dea H.S.)
33	Kelby Kramer	Fr.	C	6-10	220	HS	Rock Springs, Wyo. (Rock Springs H.S.)
40	Admir Besovic	Fr.	C	7-0	240	HS	Sarajevo, Bosnia and Herzegovina (Virginia Episcopal School)

## STARTERS RETURNING (3)

No.	Name	GP/GS	PPG	RPG	APG	BPG	SPG	FG%	3FG%	FT%	Notes
0	Michael Oguine	26/25	11.9	6.0	1.7	0.3	1.4	.481	.373	.756	All-BSC 3rd team
14	Ahmaad Rorie	31/31	17.6	3.5	3.1	0.2	0.8	.449	.384	.833	All-BSC 2nd team; team MVP
20	Fabijan Krslovic	32/32	7.6	6.4	1.4	0.6	1.2	.554	-	.633	Coaches' award

## OTHER PLAYERS RETURNING (3)

No.	Name	GP/GS	PPG	RPG	APG	BPG	SPG	FG%	3FG%	FT%	Notes
4	Sayeed Pridgett	31/11	8.1	3.9	1.4	0.5	0.4	.524	.100	.788	Most improved player
13	Trevar Spoja	8/0	1.3	0.0	0.1	0.0	0.0	.429	.400	.500	Played 19 minutes
24	Bobby Moorehead	32/10	3.9	2.0	0.6	0.3	0.3	.320	.290	.682	5x leader for blocks, steals

## NEWCOMERS (9)

No.	Name	Year	Pos.	Notes
1	Timmy Falls	Fr.	G	2016-17 East Bay Athletic League MVP; averaged 15.3 points, 3.5 assists and 2.7 steals
2	Donaven Dorsey	R-Jr.	G	Redshirted in 2016-17 after playing in 55 games over two seasons for Washington
3	Niko Bevens	So.	G	Made 50 percent of his three-point attempts as a freshman at North Idaho College
5	Karl Nicholas	Fr.	F	2016-17 Texas District 22-6A MVP; rated as the 17th-best prospect in the state of Texas
10	Lars Espe	Fr.	G	2016-17 Young Player of the Year in the BLNO, Norway's premier professional league
15	Jamar Akoh	R-Jr.	F	Redshirted in 2016-17; Averaged 6.3 rebounds over 26 starts in 2015-16 for Cal State Fullerton
32	Peter Jones	Fr.	F	Played in 26 games as a senior at O'Dea High School, averaging 4.8 points per game.
33	Kelby Kramer	Fr.	C	One of five players named to USA Today's All-USA Wyoming Boys Basketball first team
40	Admir Besovic	Fr.	C	Averaged 11.2 points and 6.8 rebounds per game in 2016-17 at Virginia Episcopal School

## STARTERS LOST (1)

No.	Name	GP/GS	PPG	RPG	APG	BPG	SPG	FG%	3FG%	FT%	Notes
31	Jack Lopez	32/31	6.8	3.2	0.7	0.3	0.4	.408	.439	.700	Team-best 3-point pct.

## OTHER PLAYERS LOST (6)

No.	Name	GP/GS	PPG	RPG	APG	BPG	SPG	FG%	3FG%	FT%	Notes
1	Mario Dunn	25/1	2.6	1.3	1.2	0.3	0.5	.383	.405	.556	Most inspirational player
5	Walter Wright	31/7	10.6	1.8	2.9	0.0	0.4	.393	.263	.866	2nd-leading scorer
10	Alphonso Anderson	0/0	0.0	0.0	0.0	0.0	0.0	-	-	-	Redshirted
32	Aaron Misipeka-Ward	10/0	0.2	0.8	0.1	0.0	0.0	.000	-	.500	Played 22 minutes
33	Jared Samuelson	32/1	5.1	2.4	0.3	0.3	0.3	.570	.333	.673	Team-high field-goal pct.
34	Brandon Gfeller	32/11	3.9	1.3	0.4	0.5	0.3	.387	.360	.500	Good Works Team nominee



# MONTANA BASKETBALL



## 2017-18 SEASON STATISTICS - ALL GAMES

RECORD:	OVERALL	HOME	AWAY	NEUTRAL
ALL GAMES	7-5	5-0	1-4	1-1
CONFERENCE	0-0	0-0	0-0	0-0
NON-CONFERENCE	7-5	5-0	1-4	1-1

#	Player	gp-gs	min	avg	Total		3-Point		F-Throw		Rebounds				pf dq		a	to	blk	stl	pts	avg
					fg-fga	fg%	3fg-fga	3fg%	ft-fa	ft%	off	def	tot	avg	pf	dq						
14	RORIE, Ahmaad	12-12	444	37.0	76-189	.40	21-76	.27	42-54	.77	13	38	51	4.3	27	0	44	29	2	20	215	17.9
00	OGUINE, Michael	12-12	396	33.0	56-138	.40	11-45	.24	50-72	.69	32	31	63	5.3	35	1	26	21	11	16	173	14.4
15	AKOH, Jamar	12-12	296	24.7	50-88	.56	1-3	.33	38-59	.64	29	48	77	6.4	42	0	16	25	12	10	139	11.6
24	MOOREHEAD, Bo	12-12	412	34.3	39-95	.41	24-65	.36	12-15	.80	12	45	57	4.8	23	1	17	13	9	13	114	9.5
04	PRIDGETT, Sayee	12-0	273	22.8	40-85	.47	1-7	.14	15-23	.65	16	37	53	4.4	39	1	14	29	9	14	96	8.0
05	NICHOLAS, Karl	11-0	129	11.7	22-38	.57	0-0	.00	4-16	.25	20	13	33	3.0	30	0	1	17	2	1	48	4.4
20	KRSLOVIC, Fabija	12-12	267	22.3	18-43	.41	0-5	.00	15-19	.78	17	32	49	4.1	34	1	14	16	8	13	51	4.3
01	FALLS, Timmy	11-0	138	12.5	10-27	.37	5-14	.35	3-5	.60	3	5	8	0.7	20	0	8	13	0	3	28	2.5
40	BESOVIC, Admir	9-0	14	1.6	2-3	.66	0-0	.00	0-0	.00	2	3	5	0.6	5	0	0	1	1	0	4	0.4
03	BEVENS, Niko	8-0	12	1.5	1-4	.25	1-3	.33	0-0	.00	1	0	1	0.1	1	0	1	1	0	1	3	0.4
13	SPOJA, Trever	9-0	29	3.2	1-9	.11	1-9	.11	0-0	.00	0	0	0	0.0	3	0	2	2	1	0	3	0.3
10	ESPE, Lars	8-0	15	1.9	0-2	.00	0-2	.00	0-2	.00	1	0	1	0.1	3	0	1	2	0	0	0	0.0
Team											18	17	35					4				
Total.....		12	2425		315-721	.43	65-229	.28	179-265	.67	164	269	433	36.1	262	4	144	173	55	91	874	72.8
Opponents.....		12	2425		275-603	.45	64-165	.38	217-297	.73	93	288	381	31.8	229	-	119	212	62	69	831	69.2

TEAM STATISTICS	UM	OPP
SCORING	874	831
Points per game	72.8	69.2
Scoring margin	+3.6	-
FIELD GOALS-ATT	315-721	275-603
Field goal pct	.437	.456
3 POINT FG-ATT	65-229	64-165
3-point FG pct	.284	.388
3-pt FG made per gam	5.4	5.3
FREE THROWS-ATT	179-265	217-297
Free throw pct	.675	.731
F-Throws made per ga	14.9	18.1
REBOUNDS	433	381
Rebounds per game	36.1	31.8
Rebounding margin	+4.3	-
ASSISTS	144	119
Assists per game	12.0	9.9
TURNOVERS	173	212
Turnovers per game	14.4	17.7
Turnover margin	+3.3	-
Assist/turnover ratio	0.8	0.6
STEALS	91	69
Steals per game	7.6	5.8
BLOCKS	55	62
Blocks per game	4.6	5.2
ATTENDANCE	14517	20922
Home games-Avg/Gam	5-2903	5-3848
Neutral site-Avg/Game	-	2-841

Date	Opponent		Score	Att.
11/10/17	WHITWORTH	W	72-60	3056
11/13/17	at Pitt	Wot	83-78	3102
11/15/17	at Penn State	L	57-70	5854
11/20/17	vs Oral Roberts	W	69-64	1682
11/21/17	vs UC Santa Barbara	L	73-80	0
11/26/17	CARROLL	W	86-75	2804
11/29/17	at Stanford	L	54-70	3145
12/3/17	CSUN	W	86-68	2734
12/9/17	at Georgia State	L	68-71	1224
12/17/17	UC RIVERSIDE	W	77-61	2817
12/19/17	UC IRVINE	W	86-68	3106
12/22/17	at Washington	L	63-66	5915

\* - Conference game

Score by Periods	1st	2nd	OT	Totals
Montana	398	466	10	874
Opponents	394	432	5	831



## MONTANA BASKETBALL



## 2017-18 SEASON STATISTICS - HOME GAMES

#	Player	gp-gs	min	avg	Total		3-Point		F-Throw		Rebounds				pf	dq	a	to	blk	stl	pts	avg
					fg-fga	fg%	3fg-fga	3fg%	ft-fa	ft%	off	def	tot	avg								
14	RORIE, Ahmaad	5-5	179	35.8	32-71	.45	9-23	.39	25-36	.69	5	14	19	3.8	10	0	15	9	1	6	98	19.6
15	AKOH, Jamar	5-5	123	24.6	23-38	.60	0-0	.00	25-35	.71	12	24	36	7.2	16	0	10	12	6	4	71	14.2
00	OGUINE, Michael	5-5	162	32.4	22-51	.43	4-15	.26	18-28	.64	12	12	24	4.8	11	0	8	11	6	6	66	13.2
04	PRIDGETT, Sayee	5-0	119	23.8	24-43	.55	0-1	.00	7-10	.70	6	21	27	5.4	14	1	7	13	4	9	55	11.0
24	MOOREHEAD, Bo	5-5	170	34.0	16-35	.45	8-20	.40	8-10	.80	7	21	28	5.6	10	0	9	3	1	5	48	9.6
01	FALLS, Timmy	4-0	70	17.5	9-18	.50	5-9	.55	0-1	.00	3	2	5	1.3	12	0	4	4	0	2	23	5.8
20	KRSLOVIC, Fabija	5-5	99	19.8	9-16	.56	0-2	.00	4-6	.66	5	6	11	2.2	13	1	5	5	1	2	22	4.4
05	NICHOLAS, Karl	4-0	36	9.0	6-7	.85	0-0	.00	2-5	.40	6	3	9	2.3	12	0	0	10	0	0	14	3.5
03	BEVENS, Niko	3-0	5	1.7	1-1	1.000	1-1	1.000	0-0	.00	0	0	0	0.0	1	0	0	1	0	0	3	1.0
40	BESOVIC, Admir	4-0	5	1.3	2-3	.66	0-0	.00	0-0	.00	1	2	3	0.8	1	0	0	0	1	0	4	1.0
13	SPOJA, Trevor	5-0	25	5.0	1-7	.14	1-7	.14	0-0	.00	0	0	0	0.0	3	0	2	1	1	0	3	0.6
10	ESPE, Lars	4-0	7	1.8	0-0	.00	0-0	.00	0-2	.00	0	0	0	0.0	1	0	1	1	0	0	0	0.0
Team											6	11	17									
Total.....		5	1000		145-290	.50	28-78	.35	89-133	.66	63	116	179	35.8	104	2	61	70	21	34	407	81.4
Opponents.....		5	1000		110-245	.44	27-68	.39	85-119	.71	35	108	143	28.6	105	-	46	91	17	25	332	66.4

## 2017-18 SEASON STATISTICS - ROAD GAMES

#	Player	gp-gs	min	avg	Total		3-Point		F-Throw		Rebounds				pf	dq	a	to	blk	stl	pts	avg
					fg-fga	fg%	3fg-fga	3fg%	ft-fa	ft%	off	def	tot	avg								
00	OGUINE, Michael	5-5	166	33.2	26-68	.38	6-23	.26	21-31	.67	14	13	27	5.4	17	0	10	8	4	7	79	15.8
14	RORIE, Ahmaad	5-5	190	38.0	30-83	.36	7-36	.19	12-13	.92	5	21	26	5.2	14	0	17	15	0	7	79	15.8
24	MOOREHEAD, Bo	5-5	183	36.6	19-47	.40	12-33	.36	2-3	.66	3	18	21	4.2	7	0	6	8	5	7	52	10.4
15	AKOH, Jamar	5-5	131	26.2	19-35	.54	1-2	.50	9-17	.52	15	15	30	6.0	19	0	5	9	5	4	48	9.6
04	PRIDGETT, Sayee	5-0	114	22.8	13-35	.37	1-4	.25	6-11	.54	9	13	22	4.4	19	0	4	12	4	4	33	6.6
20	KRSLOVIC, Fabija	5-5	130	26.0	6-19	.31	0-3	.00	6-7	.85	8	24	32	6.4	16	0	9	9	7	8	18	3.6
05	NICHOLAS, Karl	5-0	47	9.4	6-16	.37	0-0	.00	1-3	.33	7	8	15	3.0	12	0	0	3	2	1	13	2.6
01	FALLS, Timmy	5-0	48	9.6	0-7	.00	0-4	.00	3-4	.75	0	2	2	0.4	4	0	2	5	0	1	3	0.6
10	ESPE, Lars	2-0	5	2.5	0-1	.00	0-1	.00	0-0	.00	1	0	1	0.5	1	0	0	1	0	0	0	0.0
03	BEVENS, Niko	3-0	3	1.0	0-0	.00	0-0	.00	0-0	.00	0	0	0	0.0	0	0	0	0	0	0	0	0.0
40	BESOVIC, Admir	3-0	6	2.0	0-0	.00	0-0	.00	0-0	.00	1	0	1	0.3	3	0	0	1	0	0	0	0.0
13	SPOJA, Trevor	3-0	2	0.7	0-1	.00	0-1	.00	0-0	.00	0	0	0	0.0	0	0	0	1	0	0	0	0.0
Team											9	2	11									
Total.....		5	1025		119-312	.38	27-107	.25	60-89	.67	72	116	188	37.6	112	0	53	76	27	39	325	65.0
Opponents.....		5	1025		119-265	.44	23-67	.34	94-128	.73	42	135	177	35.4	82	-	49	84	34	33	355	71.0

## 2017-18 SEASON STATISTICS - NEUTRAL-SITE GAMES

#	Player	gp-gs	min	avg	Total		3-Point		F-Throw		Rebounds				pf	dq	a	to	blk	stl	pts	avg
					fg-fga	fg%	3fg-fga	3fg%	ft-fa	ft%	off	def	tot	avg								
14	RORIE, Ahmaad	2-2	75	37.5	14-35	.40	5-17	.29	5-5	1.000	3	3	6	3.0	3	0	12	5	1	7	38	19.0
00	OGUINE, Michael	2-2	68	34.0	8-19	.42	1-7	.14	11-13	.84	6	6	12	6.0	7	1	8	2	1	3	28	14.0
05	NICHOLAS, Karl	2-0	46	23.0	10-15	.66	0-0	.00	1-8	.12	7	2	9	4.5	6	0	1	4	0	0	21	10.5
15	AKOH, Jamar	2-2	42	21.0	8-15	.53	0-1	.00	4-7	.57	2	9	11	5.5	7	0	1	4	1	2	20	10.0
24	MOOREHEAD, Bo	2-2	59	29.5	4-13	.30	4-12	.33	2-2	1.000	2	6	8	4.0	6	1	2	2	3	1	14	7.0
20	KRSLOVIC, Fabija	2-2	38	19.0	3-8	.37	0-0	.00	5-6	.83	4	2	6	3.0	5	0	0	2	0	3	11	5.5
04	PRIDGETT, Sayee	2-0	40	20.0	3-7	.42	0-2	.00	2-2	1.000	1	3	4	2.0	6	0	3	4	1	1	8	4.0
01	FALLS, Timmy	2-0	20	10.0	1-2	.50	0-1	.00	0-0	.00	0	1	1	0.5	4	0	2	4	0	0	2	1.0
13	SPOJA, Trevor	1-0	2	2.0	0-1	.00	0-1	.00	0-0	.00	0	0	0	0.0	0	0	0	0	0	0	0	0.0
40	BESOVIC, Admir	2-0	3	1.5	0-0	.00	0-0	.00	0-0	.00	0	1	1	0.5	1	0	0	0	0	0	0	0.0
10	ESPE, Lars	2-0	3	1.5	0-1	.00	0-1	.00	0-0	.00	0	0	0	0.0	1	0	0	0	0	0	0	0.0
03	BEVENS, Niko	2-0	4	2.0	0-3	.00	0-2	.00	0-0	.00	1	0	1	0.5	0	0	1	0	0	1	0	0.0
Team											3	4	7									
Total.....		2	400		51-119	.42	10-44	.22	30-43	.69	29	37	66	33.0	46	2	30	27	7	18	142	71.0
Opponents.....		2	400		46-93	.49	14-30	.46	38-50	.76	16	45	61	30.5	42	-	24	37	11	11	144	72.0



# MONTANA BASKETBALL




## 2017-18 GAME-BY-GAME COMPARISONS

Opponent	Date	Score	W/L	--TOTAL--		--3-PTRS--		----FTS----		--REBOUNDS--				PF	A	TO	Blk	Stl	Pts	Avg
				FG-A	Pct.	3FG-A	Pct.	FT-A	Pct.	Off	Def	Tot	Avg							
WHITWORTH	11/10/17	72-60	W	25-62	.403	7-20	.350	15-25	.600	10	23	33	33.0	23	11	11	6	7	72	72.0
at Pitt	11/13/17	83-78	W (ot)	30-66	.455	7-24	.292	16-25	.640	14	25	39	36.0	23	15	15	6	7	83	77.5
at Penn State	11/15/17	57-70	L	22-56	.393	6-21	.286	7-15	.467	10	24	34	35.3	22	9	15	5	9	57	70.7
vs. Oral Roberts	11/20/17	69-64	W	24-56	.429	4-22	.182	17-22	.773	12	22	34	35.0	18	18	10	4	10	69	70.2
vs. UC Santa Barbara	11/21/17	73-80	L	27-63	.429	6-22	.273	13-21	.619	17	15	32	34.4	28	12	17	3	8	73	70.8
CARROLL	11/26/17	86-75	W	33-59	.559	5-13	.385	15-27	.556	14	19	33	34.2	19	13	16	2	9	86	73.3
at Stanford	11/29/17	54-70	L	19-65	.292	4-25	.160	12-17	.706	14	20	34	34.1	27	7	11	5	6	54	70.6
CSUN	12/3/17	86-68	W	31-60	.517	4-12	.333	20-25	.800	13	23	36	34.4	22	15	12	6	5	86	72.5
at Georgia State	12/9/17	68-71	L	21-58	.362	5-22	.227	21-26	.808	14	26	40	35.0	21	10	15	5	11	68	72.0
UC RIVERSIDE	12/17/17	77-61	W	24-48	.500	5-18	.278	24-31	.774	11	29	40	35.5	18	7	20	5	7	77	72.5
UC IRVINE	12/19/17	86-68	W	32-61	.525	7-15	.467	15-25	.600	15	22	37	35.6	22	15	11	2	6	86	73.7
at Washington	12/22/17	63-66	L	27-67	.403	5-15	.333	4-6	.667	20	21	41	36.1	19	12	20	6	6	63	72.8
<b>MONTANA</b>		<b>874</b>		<b>315-721</b>	<b>.437</b>	<b>65-229</b>	<b>.284</b>	<b>179-265</b>	<b>.675</b>	<b>164</b>	<b>269</b>	<b>433</b>	<b>36.1</b>	<b>262</b>	<b>144</b>	<b>173</b>	<b>55</b>	<b>91</b>	<b>874</b>	<b>72.8</b>
<b>OPPONENTS</b>		<b>831</b>		<b>275-603</b>	<b>.456</b>	<b>64-165</b>	<b>.388</b>	<b>217-297</b>	<b>.731</b>	<b>93</b>	<b>288</b>	<b>381</b>	<b>31.8</b>	<b>229</b>	<b>119</b>	<b>212</b>	<b>62</b>	<b>69</b>	<b>831</b>	<b>69.2</b>

## 2017-18 STARTING LINEUPS

Date	Opponent	1	2	3	4	5
11/10/17	Whitworth	Akoh	Krslovic	Oguine	Rorie	Moorehead
11/13/17	at Pitt	Akoh	Krslovic	Oguine	Rorie	Moorehead
11/15/17	at Penn State	Akoh	Krslovic	Oguine	Rorie	Moorehead
11/20/17	vs. Oral Roberts	Akoh	Krslovic	Oguine	Rorie	Moorehead
11/21/17	vs. UC Santa Barbara	Akoh	Krslovic	Oguine	Rorie	Moorehead
11/26/17	Carroll	Akoh	Krslovic	Oguine	Rorie	Moorehead
11/29/17	at Stanford	Akoh	Krslovic	Oguine	Rorie	Moorehead
12/3/17	CSUN	Akoh	Krslovic	Oguine	Rorie	Moorehead
12/9/17	at Georgia State	Akoh	Krslovic	Oguine	Rorie	Moorehead
12/17/17	UC Riverside	Akoh	Krslovic	Oguine	Rorie	Moorehead
12/19/17	UC Irvine	Akoh	Krslovic	Oguine	Rorie	Moorehead
12/22/17	at Washington	Akoh	Krslovic	Oguine	Rorie	Moorehead



## MONTANA BASKETBALL



## 2017-18 GAME-BY-GAME COMPARISONS

Opponent	1st	2nd	Score	Total FG	FG Pct.	3-Pointers	3FG Pct.	Free Throws	FT Pct.	RBs	Assists	TOs	Blocks	Steals	Fouls
WHITWORTH	32/29	40/31	72-60	25-62/19-47	.403/.404	7-20/4-12	.350/.333	15-25/18-26	.600/.692	33/42	11/5	11/24	6/3	7/3	23/21
at Pitt	37/35	36/38	83-78	30-66/27-61	.455/.443	7-24/6-15	.292/.400	16-25/18-24	.640/.750	39/38	15/12	15/19	6/3	7/4	23/22
at Penn State	29/34	28/36	57-70	22-56/25-50	.393/.500	6-21/6-12	.286/.500	7-15/14-24	.467/.583	34/32	9/12	15/15	5/9	9/3	22/15
vs. Oral Roberts	31/24	38/40	69-64	24-56/23-52	.429/.442	4-22/8-16	.182/.500	17-22/10-15	.773/.667	34/31	18/13	10/16	4/3	10/6	18/18
vs. UC Santa Barbara	27/38	46/42	73-80	27-63/23-41	.429/.561	6-22/6-14	.273/.429	13-21/28-35	.619/.800	32/30	12/11	17/21	3/8	8/5	28/24
CARROLL	46/42	40/33	86-75	33-59/25-45	.559/.556	5-13/8-12	.385/.667	15-27/17-20	.556/.850	33/22	13/14	16/20	2/5	9/6	19/24
at Stanford	25/30	29/40	54-70	19-65/21-48	.292/.438	4-25/3-11	.160/.273	12-17/25-33	.706/.758	34/47	7/12	11/18	5/5	6/5	27/14
CSUN	41/36	45/32	86-68	31-60/25-52	.517/.481	4-12/4-12	.333/.333	20-25/14-23	.800/.609	36/27	15/11	12/16	6/3	5/4	22/20
at Georgia State	26/43	42/28	68-71	21-58/23-55	.362/.418	5-22/5-20	.227/.250	21-26/20-26	.808/.769	40/33	10/9	15/14	5/6	11/9	21/17
UC RIVERSIDE	33/21	44/40	77-61	24-48/20-52	.500/.385	5-18/5-17	.278/.294	24-31/16-23	.774/.696	40/23	7/6	20/16	5/2	7/6	18/22
UC IRVINE	39/29	47/39	86-68	32-61/21-49	.525/.429	7-15/6-15	.467/.400	15-25/20-27	.600/.741	37/29	15/10	11/15	2/4	6/6	22/18
at Washington	32/33	31/33	63-66	27-67/23-51	.403/.451	5-15/3-9	.333/.333	4-6/17-21	.667/.810	41/27	12/4	20/18	6/11	6/12	19/14



# MONTANA BASKETBALL



## THE GRIZZLIES' RECORD WHEN...

### GAME LOCATION

At Dahlberg Arena .....	5-0
On the Road .....	1-4
Neutral Site .....	1-1

### TOP-25 OPPONENT (AP POLL)

At Dahlberg Arena .....	0-0
On the Road .....	0-0
Neutral Site .....	0-0

### ON TV

At Dahlberg Arena .....	1-0
On the Road .....	1-3
Neutral Site .....	0-0

### OVERTIME

At Dahlberg Arena .....	0-0
On the Road .....	1-0
Neutral Site .....	0-0

### HALFTIME SCORE

Leading at the Half .....	7-0
Trailing at the Half .....	0-5
Tied at the Half .....	0-0

### FINAL MARGIN

1-4 .....	0-2
5-9 .....	2-1
10+ .....	5-2

### GRIZ SCORING

<50 .....	0-0
50-59 .....	0-2
60-69 .....	1-2
70-79 .....	2-1
80-89 .....	4-0
90+ .....	0-0

### OPPONENT SCORING

<50 .....	0-0
50-59 .....	0-0
60-69 .....	5-1
70-79 .....	2-3
80-89 .....	0-1
90+ .....	0-0

### FIELD-GOAL PERCENTAGE

Better Field-Goal Percentage .....	5-0
Worse Field-Goal Percentage .....	2-5

UM Shoots <.400 .....	0-3
UM Shoots .400-.449 .....	2-2
UM Shoots .450-.499 .....	1-0
UM Shoots .500+ .....	4-0

Opponent Shoots <.400 .....	1-0
Opponent Shoots .400-.449 .....	4-2
Opponent Shoots .450-.499 .....	1-1
Opponent Shoots .500+ .....	1-2

### 3-POINT SHOOTING

Better 3-Point FG Percentage .....	2-0
Worse 3-Point FG Percentage .....	4-4
Same 3-Point FG Percentage .....	1-1

UM Makes 0-4 .....	2-1
UM Makes 5-7 .....	5-4
UM makes 8+ .....	0-0

Opponent Makes 0-4 .....	2-2
Opponent Makes 5-7 .....	3-3
Opponent Makes 8+ .....	2-0

### FREE-THROW SHOOTING

Better Free-Throw Percentage .....	3-1
Worse Free-Throw Percentage .....	4-4

UM Shoots More FTs .....	5-1
UM Shoots Fewer FTs .....	2-3
UM Shoots Same FTs .....	0-1

UM Makes More FTs .....	3-1
UM Makes Fewer FTs .....	4-4
UM Makes Same FTs .....	0-0

### REBOUNDING

More Rebounds than Opponent .....	6-4
Fewer Rebounds than Opponent .....	1-1
Same Rebounds as Opponent .....	0-0

### ASSISTS

More Assists than Opponent .....	6-3
Fewer Assists than Opponent .....	1-2
Same Assists as Opponent .....	0-0

### TURNOVERS

Fewer Turnovers than Opponent .....	6-2
More Turnovers than Opponent .....	1-2
Same Turnovers as Opponent .....	0-1

UM Makes < 10 .....	0-0
UM Makes 10-15 .....	5-3
UM Makes 16+ .....	2-2

Opponent Makes < 10 .....	0-0
Opponent Makes 10-15 .....	1-2
Opponent Makes 16+ .....	6-3

### TIME OF DAY

Day Game .....	1-1
Night Game .....	6-3

### DAY OF THE WEEK

Monday .....	2-0
Tuesday .....	1-1
Wednesday .....	0-2
Thursday .....	0-0
Friday .....	1-1
Saturday .....	0-1
Sunday .....	3-0

### MONTH

November .....	4-3
December .....	3-2
January .....	0-0
February .....	0-0
March .....	0-0

### UNIFORMS

Gray .....	0-2
Maroon .....	2-3
White .....	5-0

### GRIZ VS. OPPOSING CONFERENCES

ACC .....	1-0
Big Sky .....	0-0
Big Ten .....	0-1
Big West .....	3-1
Pac-12 .....	0-2
Summit League .....	1-0
Sunbelt .....	0-1
West Coast .....	0-0
Non-Division I .....	2-0

### GRIZ IN THE STATE OF

Arizona .....	0-0
California .....	1-2
Colorado .....	0-0
Georgia .....	0-1
Idaho .....	0-0
Montana .....	5-0
Nevada .....	0-0
North Dakota .....	0-0
Oregon .....	0-0
Pennsylvania .....	1-1
Utah .....	0-0
Washington .....	0-1



## MONTANA BASKETBALL



## Game #1

Nov. 10, 2017  
Missoula, Mont.

**Ghiz 72** **W** **60**

## Whitworth 60 • 0-0, 0-0 NWC

#	Player		Total		3-Ptr		Rebounds			PF	TP	A				Min
			FG-FGA	FT-FTA	FG-FGA	FT-FTA	Off	Def	Tot			To	Bk	Stl		
22	Christy, Jared	f	3-6	0-1	2-4	1	3	4	0	8	1	6	1	0	33	
35	Bishop, Ben	r	2-4	0-0	5-9	1	9	10	1	9	0	3	1	0	25	
01	Roach, Kyle	g	4-12	1-3	5-5	2	8	10	3	14	0	1	0	0	35	
04	College, Ben	r	2-5	2-4	0-0	0	2	2	4	6	1	2	0	1	30	
10	Lester, Jordan	g	6-11	0-1	6-7	0	7	7	3	18	2	6	0	1	36	
05	Hull, Garrett		0-0	0-0	0-0	1	2	3	1	0	0	2	0	0	10	
12	Lees, Sam		0-1	0-0	0-0	0	0	0	1	0	0	0	0	0	6	
15	Crosno, Kevin		1-4	0-1	0-0	0	1	1	3	2	1	0	0	1	9	
23	Kohler, Brandon		0-0	0-0	0-0	0	0	0	1	0	0	0	0	0	4	
44	Brown, Reed		1-4	1-2	0-1	1	0	1	4	3	0	4	1	0	12	
Team						2	2	4								
Totals				19-47	4-12	18-26	8	34	42	21	60	5	24	3	3	200

FG % 1st Half: 10-27 37.0% 2nd half: 9-20 45.0% Game: 19-47 40.4%  
3FG % 1st Half: 3-7 42.9% 2nd half: 1-5 20.0% Game: 4-12 33.3%  
FT % 1st Half: 6-11 54.5% 2nd half: 12-15 80.0% Game: 18-26 69.2%

## Montana 72 • 1-0, 0-0 BSC

#	Player		Total		3-Ptr		Rebounds			PF	TP	A TO Bk Stl				Min
			FG-FGA	FT-FTA	FG-FGA	FT-FTA	Off	Def	Tot							
15	AKOH, Jamar	f	2-8	0-0	0-0	0	1	1	1	4	0	1	0	0	14	
20	KRSLOVIC, Fabijan	r	1-3	0-2	1-2	0	0	1	1	3	3	0	0	1	17	
00	OGUINE, Michael	g	2-9	1-3	5-7	2	4	6	3	10	4	4	1	2	33	
14	RORIE, Ahmaad	g	6-16	3-6	6-9	2	2	4	3	21	3	0	1	1	35	
24	MOOREHEAD, Bobby	g	5-7	2-3	2-3	3	6	9	3	14	1	0	0	1	37	
01	FALLS, Timmy		1-5	0-1	0-1	0	0	1	1	2	2	0	1	0	20	
03	BEVENS, Niko		0-0	0-0	0-0	0	0	0	0	0	0	0	0	0	1	
04	PRIDGETT, Sayeed		4-6	0-0	1-3	1	4	5	3	9	1	3	2	2	22	
05	NICHOLAS, Karl		2-2	0-0	0-0	1	1	2	4	4	0	2	0	0	8	
10	ESPE, Lars		0-0	0-0	0-0	0	0	0	0	0	1	0	0	0	1	
13	SPOJA, Trevor		1-5	1-5	0-0	0	0	0	1	3	1	0	1	0	11	
40	BESOVIC, Admir		1-1	0-0	0-0	0	1	1	0	2	0	0	0	0	1	
Team						1	2	3								
Totals			25-62	7-20	15-25	10	23	33	23	72	11	11	6	7	200	

FG % 1st Half: 10-33 30.3% 2nd half: 15-29 51.7% Game: 25-62 40.3%  
3FG % 1st Half: 3-12 25.0% 2nd half: 4-8 50.0% Game: 7-20 35.0%  
FT % 1st Half: 9-15 60.0% 2nd half: 6-10 60.0% Game: 15-25 60.0%

Officials: Doug Sturdivan, Matt Basham, Matt Mason  
Technical fouls: Whitworth-None. Montana-None.  
Attendance: 3056

Score by periods	1st	2nd	Total
Whitworth	29	31	60
Montana	32	40	72

Points	In	Off	2nd	Fast	Bench
WHTW	30	11	7	5	5
UM	34	23	14	4	20

## Game #2

Nov. 13, 2017  
Pittsburgh, Penn.

**Ghiz 83** **Pitt 78**

## Montana 83 • (2-0)

#	Player		Total		3-Ptr		Rebounds			PF	TP	A TO Blk Stl				Min
			FG-FGA	FG-FGA	FT-FTA	Off	Def	Tot								
15	AKOH, Jamar	f	0-2	0-0	0-0	1	0	1	4	0	1	2	1	1	14	
20	KRSLOVIC, Fabijan	r	2-5	0-3	2-2	2	7	9	3	6	3	3	2	2	35	
00	OGUINE, Michael	g	10-22	2-7	7-12	5	1	6	3	29	5	0	0	0	44	
14	RORIE, Ahmaad	g	7-15	2-6	2-2	0	5	5	3	18	3	3	0	2	44	
24	MOOREHEAD, Bobby	g	5-8	3-5	1-2	0	6	6	1	14	2	0	0	1	42	
01	FALLS, Timmy		0-1	0-0	0-0	0	0	0	1	0	0	0	0	0	4	
04	PRIDGETT, Sayeed		4-9	0-2	4-6	3	5	8	4	12	1	4	3	1	33	
05	NICHOLAS, Karl		2-3	0-0	0-1	0	1	1	4	4	0	0	0	0	8	
13	SPOJA, Trevor		0-1	0-1	0-0	0	0	0	0	0	0	1	0	0	1	
Team						3	0	3								
Totals				30-66	7-24	16-25	14	25	39	23	83	15	15	6	7	225

FG % 1st Half: 16-34 47.1% 2nd half: 11-26 42.3% OT: 3-6 50.0% Game: 30-66 45.5% Deadball Rebounds 5  
3FG % 1st Half: 4-13 30.8% 2nd half: 3-10 30.0% OT: 0-1 0.0% Game: 7-24 29.0%  
FT % 1st Half: 1-5 20.0% 2nd half: 11-14 78.6% OT: 4-6 66.7% Game: 16-25 64.0%

## Pitt 78 • (0-2)

#	Player		Total		3-Ptr		Rebounds			PF	TP	A TO Blk Stl				Min
			FG-FGA	FT-FTA	FG-FGA	FT-FTA	Off	Def	Tot							
04	Ryan Luther	r	8-15	1-2	1-2	7	4	11	5	18	2	3	0	1	33	
21	Terrell Brown	r	1-2	0-0	0-0	2	2	4	2	2	1	3	0	0	13	
00	Jared Wilson-Frame	g	5-10	1-3	4-4	1	3	4	0	15	1	0	1	0	39	
05	Marcus Carr	g	1-9	0-2	6-6	0	3	3	2	8	3	5	0	1	28	
03	Khameron Davis	g	2-3	2-2	0-0	0	0	0	4	6	1	2	1	0	23	
11	Parker Stewart	g	1-5	1-4	2-2	0	2	2	2	5	0	0	0	0	27	
02	Jonathan Milligan		2-5	0-0	1-2	0	1	1	0	5	1	2	0	1	17	
15	Kene Chukwuka		0-2	0-1	0-0	1	3	4	0	4	0	0	0	0	12	
23	Shamuel Stevenson		7-10	1-1	4-8	1	5	6	3	19	3	4	1	1	33	
Team						0	3	3								
Totals			27-61	6-15	18-24	12	26	38	22	78	12	19	3	4	225	

FG % 1st Half: 11-24 45.8% 2nd half: 14-28 50.0% OT: 2-9 22.2% Game: 27-61 44.3% Deadball Rebounds 3  
3FG % 1st Half: 4-13 30.8% 2nd half: 3-4 75.0% OT: 0-3 0.0% Game: 6-15 40.0%  
FT % 1st Half: 10-13 76.9% 2nd half: 7-9 77.8% OT: 1-2 50.0% Game: 18-24 75.0%

Officials: James Luckie (R), Brian Dorsey, James Breeding  
Technical fouls: Montana-None. Pitt-None.  
Attendance: 3102

## PROGRESSIVE LEGENDS CLASSIC - PITTSBURGH REGIONAL ROUND - GAME 1

Score by periods	1st	2nd	OT	Total
Montana	37	36	10	83
Pitt	35	38	5	78

Points	In	Off	2nd	Fast	Bench
UM	42	30	6	18	16
UP	40	6	13	6	29

## Game #3

Nov. 15, 2017  
University Park, Penn.

**70** **Ghiz 57**

## Montana 57 • 2-1

#	Player		Total		3-Ptr		Rebounds			PF	TP	A TO Bk Stl				Min
			FG-FGA	FT-FTA	FG-FGA	FT-FTA	Off	Def	Tot							
15	AKOH, Jamar	f	3-8	1-2	4-8	3	3	6	3	11	0	1	2	2	34	
20	KRSLOVIC, Fabijan	r	2-2	0-0	2-2	0	7	7	3	6	0	3	1	2	25	
00	OGUINE, Michael	g	6-15	2-5	1-5	2	5	7	3	15	0	0	1	0	34	
14	RORIE, Ahmaad	g	7-18	2-9	0-0	0	3	3	3	16	4	4	0	3	38	
24	MOOREHEAD, Bobby	g	1-4	0-3	0-0	0	2	2	1	2	2	3	1	2	34	
01	FALLS, Timmy		0-1	0-1	0-0	0	1	1	1	0	0	1	0	0	7	
03	BEVENS, Niko		0-0	0-0	0-0	0	0	0	0	0	0	0	0	0	1	
04	PRIDGETT, Sayeed		2-6	1-1	0-0	2	1	3	4	5	3	2	0	0	20	
05	NICHOLAS, Karl		1-2	0-0	0-0	2	1	3	4	2	0	0	0	0	7	
10	ESPE, Lars		0-0	0-0	0-0	0	0	0	0	0	0	0	0	0	0+	
13	SPOJA, Trevor		0-0	0-0	0-0	0	0	0	0	0	0	0	0	0	0+	
40	BESOVIC, Admir		0-0	0-0	0-0	0	0	0	0	0	0	0	0	0	0+	
Team						1	1	2								
Totals			22-56	6-21	7-15	10	24	34	22	57	9	15	5	9	200	

FG % 1st Half: 12-25 48.0% 2nd half: 10-31 32.3% Game: 22-56 39.3%  
3FG % 1st Half: 2-8 25.0% 2nd half: 4-13 30.8% Game: 6-21 28.6%  
FT % 1st Half: 3-6 50.0% 2nd half: 4-9 44.4% Game: 7-15 46.7%

## Penn State 70 • 3-0

#	Player	Total		3-Ptr		Rebounds			PF	TP	A TO Bk Stl				Min
		FG-FGA	FT-FGA	FG-FGA	FT-FTA	Off	Def	Tot							
11	Stevens, Lamar	r	8-14	1-2	8-9	1	6	7	2	25	2	5	2	2	38
24	Watkins, Mike	r	3-4	0-0	2-2	0	6	6	3	8	0	1	4	0	19
10	Carr, Tony	g	3-9	1-1	0-0	1	1	2	1	7	2	2	0	0	19
23	Reaves, Josh	g	4-6	0-2	4-8	0	2	2	2	12	1	0	1	0	33
33	Garner, Shep	g	4-7	4-7	0-2	0	5	5	1	12	3	1	0	0	32
03	Pierce, Satchel		1-3	0-0	0-0	1	1	2	3	2	1	0	1	0	11
04	Bostick, Nazeer		1-4	0-0	0-1	1	0	1	2	2	0	2	0	0	22
05	Wheeler, Jamari		0-1	0-0	0-2	0	2	2	1	0	3	2	0	0	17
44	Moore, Julian		1-2	0-0	0-0	0	3	3	0	2	0	0	1	1	9
	Team					0	2	2			2				
Totals			25-50	6-12	14-24	4	28	32	15	70	12	15	9	3	200

## MONTANA BASKETBALL



## Game #5

Nov. 21, 2017  
Malibu, Calif.

80 Griz 73

## Montana 73 • 3-2

#	Player	Total		3-Ptr		Rebounds			PF	TP	A	TO	Blk	Stl	Min
		FG-FGA	FG-FGA	FT-FTA	Off Def Tot	PF	TP	A TO Blk Stl							
15	AKOH, Jamar	r	4-7	0-0	4-7	1	4	5	4	12	0	3	0	1	17
20	KRSLOVIC, Fabijan	r	1-4	0-0	0-0	0	1	1	2	2	0	2	0	1	13
00	OGUINE, Michael	g	5-9	0-1	4-5	3	3	6	5	14	4	1	1	2	33
14	RORIE, Ahmaad	g	7-19	3-9	3-3	3	2	5	1	20	6	3	1	4	40
24	MOOREHEAD, Bobby	g	3-8	3-7	0-0	0	3	3	5	9	0	2	1	0	35
01	FALLS, Timmy	g	0-1	0-1	0-0	0	0	0	3	0	0	2	0	0	10
03	BEVENS, Niko	g	0-1	0-1	0-0	1	0	1	0	0	0	0	0	0	1
04	PRIDGETT, Sayeed	g	2-5	0-1	2-2	1	1	2	4	6	2	2	0	0	19
05	NICHOLAS, Karl	g	5-7	0-0	0-4	5	0	5	4	10	0	2	0	0	28
10	ESPE, Lars	g	0-1	0-1	0-0	0	0	0	0	0	0	0	0	0	2
13	SPOJA, Trevor	g	0-1	0-1	0-0	0	0	0	0	0	0	0	0	0	2
40	BESOVIC, Admir	g	0-0	0-0	0-0	0	0	0	0	0	0	0	0	0	0+
Team					3	1	4								
Totals			27-63	6-22	13-21	17	15	32	28	73	12	17	3	8	200

FG % 1st Half: 10-31 32.3% 2nd half: 17-32 53.1% Game: 27-63 42.9%  
 3FG % 1st Half: 3-10 30.0% 2nd half: 3-12 25.0% Game: 6-22 27.3%  
 FT % 1st Half: 4-6 66.7% 2nd half: 9-15 60.0% Game: 13-21 61.9%

## UC Santa Barbara 80 • 3-2

#	Player	Total		3-Ptr		Rebounds			PF	TP	A	TO	Blk	Stl	Min
		FG-FGA	FG-FGA	FT-FTA	Off Def Tot	PF	TP	A TO Blk Stl							
01	King II, Leland	r	6-9	2-4	6-6	1	4	5	4	20	1	3	0	0	34
05	Canty, Jalen	r	3-4	0-0	6-8	3	7	10	4	12	1	2	4	1	33
02	Vincent, Gabe	g	2-5	0-1	0-0	0	0	0	5	4	1	4	0	0	23
21	Heidegger, Max	g	7-14	0-2	13-16	0	3	3	4	27	3	5	0	1	36
55	Jackson, Marcus	g	3-7	3-6	1-2	0	4	4	0	10	5	3	1	2	37
10	Kupchak, Maxwell	g	0-0	0-0	0-0	0	0	0	2	0	0	1	0	0	4
11	Davis, Brandon	g	0-0	0-0	0-0	0	0	0	0	0	0	0	0	1	1
12	Hart, Alex	g	1-1	0-0	1-1	1	2	3	0	3	0	0	0	0	5
14	Lakou, Ami	g	0-0	0-0	0-0	0	0	0	4	0	0	2	0	0	4
23	Terrell, Christian	g	1-1	1-1	1-2	1	2	3	1	4	0	1	2	0	23
Team					0	2	2								
Totals			23-41	6-14	28-35	6	24	30	24	80	11	21	8	5	200

FG % 1st Half: 12-24 50.0% 2nd half: 11-17 64.7% Game: 23-41 56.1%  
 3FG % 1st Half: 3-5 60.0% 2nd half: 1-5 20.0% Game: 6-14 42.9%  
 FT % 1st Half: 9-11 81.8% 2nd half: 19-24 79.2% Game: 28-35 80.0%

Officials: Klaus Endrissat, Sam Haddad, Jeremy Dente  
 Technical fouls: Montana-None. UC Santa Barbara-None.  
 Attendance: Progressive Legends Classic - Malibu Subregional - Game 3

Score by periods			1st	2nd	Total
Montana			27	46	73
UC Santa Barbara			38	42	80

Points		In	Off	2nd	Fast	Bench
UM	UCSB	40	22	17	9	16
UCSB	UM	26	11	12	13	7

## Game #6

Nov. 26, 2017  
Missoula, Mont.

86 Griz 75

## Carroll 75 • 6-0

#	Player	Total		3-Ptr		Rebounds			PF	TP	A	TO	Blk	Stl	Min
		FG-FGA	FG-FGA	FT-FTA	Off Def Tot	PF	TP	A TO Blk Stl							
12	Match BURNHAM	r	4-8	2-4	4-4	0	2	2	3	14	0	1	0	0	32
32	A SANTOS PIQUERAS	r	5-6	3-3	1-1	1	4	5	4	14	2	2	3	0	25
23	Ryan IMHOFF	g	8-15	1-1	8-9	0	2	2	5	25	1	5	1	2	27
24	Matt WYMAN	g	4-6	1-1	3-4	1	5	6	3	12	6	5	1	0	38
31	Ife KALEJAIYE	g	3-4	1-2	0-0	0	1	1	4	7	4	1	0	2	40
03	Emilio MANCOL	g	0-0	0-0	0-0	0	0	0	0	0	0	0	0	0	3
13	Kyle NICKOL	g	0-0	0-0	0-0	0	0	0	0	0	0	0	0	0	2
20	Patrick COLBERG	g	0-2	0-1	0-0	0	1	1	0	0	0	0	0	0	2
22	Lorel JOHNSON	g	0-2	0-0	0-0	0	2	2	1	0	1	0	0	0	18
43	Oliver CARR	g	1-2	0-0	1-2	0	0	0	3	3	0	5	0	2	13
Team					1	2	3	1							
Totals			25-45	8-12	17-20	3	19	22	24	75	14	20	5	6	200

FG % 1st Half: 16-21 76.2% 2nd half: 9-24 37.5% Game: 25-45 55.6%  
 3FG % 1st Half: 4-4 100.0 2nd half: 4-8 50.0% Game: 8-12 66.7%  
 FT % 1st Half: 6-7 85.7% 2nd half: 11-13 84.6% Game: 17-20 85.0%

## Montana 86 • 4-2

#	Player	Total		3-Ptr		Rebounds			PF	TP	A	TO	Blk	Stl	Min
		FG-FGA	FG-FGA	FT-FTA	Off Def Tot	PF	TP	A TO Blk Stl							
15	AKOH, Jamar	r	7-8	0-0	2-5	6	4	10	4	16	1	2	0	1	24
20	KRSLOVIC, Fabijan	r	2-3	0-0	3-4	1	3	4	3	7	2	1	0	0	18
00	OGUINE, Michael	g	5-10	2-4	3-4	1	2	3	2	15	2	2	0	0	36
14	RORIE, Ahmaad	g	6-13	1-3	7-10	2	2	4	2	20	4	2	0	2	33
24	MOOREHEAD, Bobby	g	5-9	2-4	0-0	1	2	3	1	12	2	0	1	1	31
01	FALLS, Timmy	g	2-5	0-2	0-0	1	0	1	3	4	2	1	0	2	17
03	BEVENS, Niko	g	0-0	0-0	0-0	0	0	0	0	0	0	0	0	0	1
04	PRIDGETT, Sayeed	g	6-10	0-0	0-1	0	3	3	1	12	0	5	0	3	27
05	NICHOLAS, Karl	g	0-1	0-0	0-1	2	0	2	3	0	0	3	0	0	10
10	ESPE, Lars	g	0-0	0-0	0-2	0	0	0	0	0	0	0	0	0	1
13	SPOJA, Trevor	g	0-0	0-0	0-0	0	0	0	0	0	0	0	0	0	1
40	BESOVIC, Admir	g	0-0	0-0	0-0	0	1	1	0	0	0	0	1	0	1
Team					0	2	2								
Totals			33-59	5-13	15-27	14	19	33	19	86	13	16	2	9	200

FG % 1st Half: 19-31 61.3% 2nd half: 14-28 50.0% Game: 33-59 55.9%  
 3FG % 1st Half: 3-5 60.0% 2nd half: 2-8 25.0% Game: 5-13 38.5%  
 FT % 1st Half: 5-10 50.0% 2nd half: 10-17 58.8% Game: 15-27 55.6%

Officials: Dennis Flannery, Nate Harris, Johnny Harrington  
 Technical fouls: Carroll-TEAM. Montana-None.  
 Attendance: 2804

Score by periods			1st	2nd	Total
Carroll			42	33	75
Montana			46	40	86

Points		In	Off	2nd	Fast	Bench
CC	UM	22	18	2	0	3
UM	CC	50	24	18	6	16

## Game #7

Nov. 29, 2017  
Stanford, Calif.

70 Griz 54

## Montana 54 • 4-5

#	Player	Total		3-Ptr		Rebounds			PF	TP	A	TO	Blk	Stl	Min
		FG-FGA	FG-FGA	FT-FTA	Off Def Tot	PF	TP	A TO Blk Stl							
15	AKOH, Jamar	r	3-6	0-0	0-1	3	4	7	4	6	1	1	0	0	21
20	KRSLOVIC, Fabijan	r	0-3	0-0	0-0	2	4	6	4	0	1	0	2	2	27
00	OGUINE, Michael	g	6-15	1-5	6-6	4	2	6	4	19	1	4	2	1	31
14	RORIE, Ahmaad	g	1-12	0-7	2-2	0	4	4	3	4	3	1	0	0	31
24	MOOREHEAD, Bobby	g	6-17	3-10	1-1	3	2	5	2	16	1	2	0	3	35
01	FALLS, Timmy	g	0-2	0-2	1-2	0	0	0	0	1	0	0	0	0	11
04	PRIDGETT, Sayeed	g	2-8	0-1	2-5	0	2	2	4	6	0	0	1	0	25
05	NICHOLAS, Karl	g	1-2	0-0	0-0	1	2	3	3	2	0	1	0	0	12
40	BESOVIC, Admir	g	0-0	0-0	0-0	1	0	1	3	0	0	1	0	0	5
Team					0	0	0								
Totals			19-65	4-25	12-17	14	20	34	27	54	7	11	5	6	200

FG % 1st Half: 9-30 30.0% 2nd half: 10-35 28.6% Game: 19-65 29.2%  
 3FG % 1st Half: 2-9 22.2% 2nd half: 2-16 12.5% Game: 4-25 16.0%  
 FT % 1st Half: 5-6 83.3% 2nd half: 7-11 63.6% Game: 12-17 70.6%

## Stanford 70 • 4-3

#	Player		Total		3-Ptr		Rebounds			PF	TP	A	TO	Blk	Stl	Min
			FG	FGA	FG	FGA	FT	Def	Total							
10	Humphrey, Michael	f	3-6	0-0	6-8	3	9	12	2	12	0	0	1	0	27	
13	Da Silva, Oscar	f	0-3	0-0	0-0	1	1	2	2	0	1	4	0	0	20	
22	Travis, Reid	f	8-16	0-1	4-8	1	8	9	3	20	0	3	0	1	39	
21	Davis, Daejon	g	5-8	1-3	6-6	1	4	5	1	17	4	5	0	0	38	
04	Cartwright, Robert	g	3-7	1-2	4-4	1	1	2	0	11	5	1	0	1	33	
02	White, Isaac		1-6	1-5	1-1	0	1	1	1	4	0	1	0	0	11	
20	Sharma, Josh		1-2	0-0	4-6	2	5	7	2	6	0	2	4	2	13	
25	Pagon, Blake		0-0	0-0	0-0	0	4	4	3	0	2	2	0	1	19	
	Team					2	3	5								
	Totals		21-48	3-11	25-33	11	36	47	14	70	12	18	5	5	200	

## MONTANA BASKETBALL



## Game #9

Dec. 9, 2017  
Atlanta, Ga.

71

Ghiz 68

## Montana 68 • 5-4

#	Player	Total		3-Ptr		Rebounds			PF	TP	A	TO	Blk	Stl	Min
		FG-FGA	FG-FGA	FT-FTA	Off Def Tot	PF	TP	A TO Blk Stl							
15	AKOH, Jamar	f	5-7	0-0	4-6	3	6	9	4	14	2	2	1	1	31
20	KRSLOVIC, Fabijan	f	1-4	0-0	2-3	1	2	3	2	4	2	1	1	0	21
00	OGUINE, Michael	g	2-11	1-5	6-6	2	2	4	4	11	2	2	1	5	31
14	RORIE, Ahmaad	g	6-15	2-8	8-9	3	4	7	3	22	4	4	0	1	38
24	MOOREHEAD, Bobby	g	2-7	2-7	0-0	0	7	7	2	6	0	0	2	1	37
01	FALLS, Timmy	g	0-1	0-1	0-0	0	0	0	0	0	0	2	0	0	3
03	BEVENS, Niko	g	0-0	0-0	0-0	0	0	0	0	0	0	0	0	0	1
04	PRIDGETT, Sayeed	g	3-6	0-0	0-0	0	3	3	4	6	0	2	0	2	17
05	NICHOLAS, Karl	g	2-6	0-0	1-2	3	2	5	1	5	0	1	0	1	14
10	ESPE, Lars	g	0-1	0-1	0-0	1	0	1	1	0	0	1	0	0	5
13	SPOJA, Trevor	g	0-0	0-0	0-0	0	0	0	0	0	0	0	0	0	1
40	BESOVIC, Admir	g	0-0	0-0	0-0	0	0	0	0	0	0	0	0	0	1
Team					1	0	1								
Totals			21-58	5-22	21-26	14	26	40	21	68	10	15	5	11	200

FG % 1st Half: 7-22 31.8% 2nd half: 14-36 38.9% Game: 21-58 36.2%  
 3FG % 1st Half: 1-9 11.1% 2nd half: 4-13 30.8% Game: 5-22 22.7%  
 FT % 1st Half: 11-14 78.6% 2nd half: 10-12 83.3% Game: 21-26 80.8%

## Georgia State 71 • 6-3

#	Player	Total		3-Ptr		Rebounds			PF	TP	A	TO	Blk	Stl	Min
		FG-FGA	FG-FGA	FT-FTA	Off Def Tot	PF	TP	A TO Blk Stl							
02	Benlevi, Malik	f	4-9	3-7	3-4	0	4	4	2	14	1	0	2	0	36
23	Session, Jordan	f	3-5	0-0	3-4	2	3	5	3	9	1	1	0	0	24
30	Thomas, Jeff	f	5-10	1-4	4-5	3	5	8	1	15	3	2	1	1	37
15	Simonds, D'Marcus	g	5-14	0-3	2-3	2	4	6	3	12	3	6	2	3	36
24	Mitchell, Devin	g	0-4	0-3	2-2	0	2	2	3	2	0	1	0	1	22
11	Williams, Isaiah	g	4-6	1-3	6-7	0	1	1	1	15	1	2	0	0	25
12	Williams, Kane	g	1-3	0-0	0-0	0	2	2	2	2	0	0	0	0	6
20	Linder, Josh	g	0-1	0-0	0-0	0	0	0	0	0	0	1	0	0	2
00	Tyson, Jordan	g	1-3	0-0	0-1	0	2	2	2	2	0	1	1	0	12
Team					2	1	3								
Totals			23-55	5-20	20-26	9	24	33	17	71	9	14	6	9	200

FG % 1st Half: 15-28 53.6% 2nd half: 8-27 29.6% Game: 23-55 41.8%  
 3FG % 1st Half: 3-8 37.5% 2nd half: 2-12 16.7% Game: 5-20 25.0%  
 FT % 1st Half: 10-12 83.3% 2nd half: 10-14 71.4% Game: 20-26 76.9%

Officials: Zelon Steed, Tim Fitzgerald, Nathan Quick  
 Technical fouls: Montana-None. Georgia State-None.  
 Attendance: 1224

Score by periods	1st	2nd	Total
Montana	26	42	68
Georgia State	43	28	71

Points	In	Off	2nd	Fast
UM	32	16	17	4
GSU	24	17	10	4

Deadball  
Rebounds  
3

## Game #11

Dec. 19, 2017  
Missoula, Mont.

86

W 68

## UC Irvine 68 • 4-10

#	Player	Total		3-Ptr		Rebounds			PF	TP	A	TO	Blk	Stl	Min
		FG-FGA	FG-FGA	FT-FTA	Off Def Tot	PF	TP	A TO Blk Stl							
05	Galloway, Jonathan	f	0-0	0-0	0	2	2	5	0	0	0	1	0	1	14
11	Edgar Jr., John	f	6-11	1-3	0-1	1	3	4	1	13	0	3	0	0	25
42	Rutherford, Tommy	f	2-6	0-0	5-8	4	2	6	1	9	2	1	0	1	22
14	Leonard, Evan	g	2-7	2-3	4-4	0	2	2	0	10	0	1	0	0	30
24	Worku, Eyassu	g	2-8	0-1	4-4	1	0	1	1	8	1	2	0	1	24
02	Hazzard, Max	g	3-8	2-5	2-3	0	3	3	1	10	3	2	0	2	25
10	Walch, Riley	g	0-0	0-0	0-0	0	0	0	2	0	3	1	0	1	6
13	Smith, Brandon	g	1-2	0-1	0-0	0	0	0	0	1	2	1	1	0	10
23	Traylor, Darrin	g	1-2	1-2	0-0	0	4	4	1	3	0	0	0	0	11
50	Jones, Elston	g	2-2	0-0	0-1	1	0	1	3	4	0	2	1	1	18
05	Greene, Brad	g	2-3	0-0	5-6	0	1	1	2	9	0	0	1	0	15
Team					3	2	5								
Totals			21-49	6-15	20-27	10	19	29	18	68	10	15	4	6	200

FG % 1st Half: 10-25 40.0% 2nd half: 11-24 45.8% Game: 21-49 42.9%  
 3FG % 1st Half: 4-9 44.4% 2nd half: 2-6 33.3% Game: 6-15 40.0%  
 FT % 1st Half: 5-6 83.3% 2nd half: 15-21 71.4% Game: 20-27 74.1%

## Montana 86 • 7-4

#	Player	Total		3-Ptr		Rebounds			PF	TP	A	TO	Blk	Stl	Min
		FG-FGA	FG-FGA	FT-FTA	Off Def Tot	PF	TP	A TO Blk Stl							
15	AKOH, Jamar	f	7-12	0-0	9-13	1	6	7	4	23	3	3	1	1	30
20	KRSLOVIC, Fabijan	f	1-3	0-0	0-0	4	0	4	2	2	3	2	0	1	21
00	OGUINE, Michael	g	6-11	1-3	3-6	1	2	3	3	16	0	0	1	1	26
14	RORIE, Ahmaad	g	3-13	0-4	2-4	0	3	3	2	8	4	2	0	0	34
24	MOOREHEAD, Bobby	g	2-4	2-3	1-2	1	4	5	1	7	1	1	0	2	32
01	FALLS, Timmy	g	5-6	4-4	0-0	2	1	3	4	14	2	0	0	0	22
04	PRIDGETT, Sayeed	g	4-7	0-0	0-0	1	2	3	2	8	2	0	0	1	24
05	NICHOLAS, Karl	g	4-4	0-0	0-0	1	0	1	4	8	0	3	0	0	9
13	SPOJA, Trevor	g	0-1	0-0	0-0	0	0	0	0	0	0	0	0	0	2
Team					4	4	8								
Totals			32-61	7-15	15-25	15	22	37	22	86	15	11	2	6	200

FG % 1st Half: 16-30 53.3% 2nd half: 16-31 51.6% Game: 32-61 52.5%  
 3FG % 1st Half: 3-6 50.0% 2nd half: 4-9 44.4% Game: 7-15 46.7%  
 FT % 1st Half: 4-10 40.0% 2nd half: 11-15 73.3% Game: 15-25 60.0%

Officials: Charles Rydzak, Ron Brokenbrough, Justin Shamion  
 Technical fouls: UC Irvine-None. Montana-None.  
 Attendance: 3106

Score by periods	1st	2nd	Total
UC Irvine	29	39	68
Montana	39	47	86

Points	In	Off	2nd	Fast
UCI	20	11	8	8
UM	30	19	9	8

Deadball  
Rebounds  
5

## Game #10

Dec. 17, 2017  
Missoula, Mont.

77



61

## UC Riverside 61 • 3-7

#	Player	Total		3-Ptr		Rebounds			PF	TP	A	TO	Blk	Stl	Min
		FG-FGA	FG-FGA	FT-FTA	Off Def Tot	PF	TP	A TO Blk Stl							
14	Rosser, Brandon	f	4-6	2-2	3-5	0	2	2	4	13	0	0	1	1	28
21	Larsson, Alex	f	2-6	0-0	0-0	1	1	2	3	4	0	1	0	0	17
32	Dijkstra, Menno	c	1-3	0-1	0-0	0	2	2	0	2	0	0	0	0	11
03	Murray, Chance	g	1-5	0-1	1-3	0	3	3	2	3	2	2	0	0	27
15	Martin, Dikymbe	g	0-7	0-2	2-3	2	1	3	0	2	1	3	0	0	22
00	Hickman, Alec	g	1-3	0-2	0-0	0	0	0	0	2	0	0	0	0	5
01	Sylvester, DJ	g	5-6	1-1	7-8	0	2	2	2	18	0	1	0	0	17
05	Brown, Jayvon	g	1-4	0-2	0-0	1	1	2	0	2	0	1	0	0	9
10	Kennedy, Ajani	g	2-3	0-0	0-0	1	0	1	1	4	0	2	0	1	14
12	Diallo, Idy	g	1-1	0-0	0-0	0	1	1	5	2	0	1	1	0	14
13	Rwathwire, Eric	g	0-1	0-1	0-0	0	0	0	0	1	0	0	1	0	6
22	Pickett, Dominick	g	0-0	0-0	0-0	0	0	0	0	0	0	1	0	0	3
24	Flippin, Koh	g	1-3	1-3	3-4	1	0	1	2	6	1	1	0	1	11
25	Jackson, James	g	1-4	1-2	0-0	0	2	2	3	2	2	0	0	0	16
Team					0	2	2								
Totals			20-52	5-17	16-23	6	17	23	22	61	6	16	2	6	200

FG % 1st Half: 8-26 30.8% 2nd half: 12-26 46.2% Game: 20-52 38.5%  
 3FG % 1st Half: 1-5 20.0% 2nd half: 4-12 33.3% Game: 5-17 29.4%  
 FT % 1st Half: 4-9 44.4% 2nd half: 12-14 85.7% Game: 16-23 69.6%

## Montana 77 • 6-4

#	Player		Total			3-Ptr			Rebounds			PF	TP	A	TO	Blk	Stl	Min
			FG-FGA	FG-FGA	FT-FTA	Off	Def	Tot										
15	AKOCH, Jamar	f	4-5	0-0	9-9	0	8	12	4	17	2	3	2	1	33			
20	KRŠLOVIĆ, Fabijan	n	3-4	0-0	0-0	4	1	1	0	6	0	0	0	0	28			
00	OGUINE, Michael	g	3-9	0-3	6-9	3	2	5	2	12	1	3	3	1	29			
14	RORIĆ, Ahmäd	g	8-13	2-6	4-6	1	2	3	1	22	2	4	0	3	38			
24	MOOREHEAD, Bobby	g	3-8	2-5	7-11	1	7	8	2	9	2	2	0	3	31			
01	ALLS, Timmy	g	1-2	0-0	0-0	0	0	0	0	0	0	0	0	0	11			
04	PRIDGETT, Sayeed	g	2-6	0-1	2-2	0	4	4	3	6	0	0	3	2	17			
05	NICHOLAS, Karl	g	0-0	0-0	2-4	2	2	4	1	2	0	2	0	0	9			
10	ESPE, Lars	g	0-0	0-0	0-0	0	0	0	1	0	0	1	0	1	0			
13	SPOJA, Trevor	g	0-1	0-1	0-0	0	0	0	1	0	0	0	0	0	2			
40	BESOVIC, Admir	g	0-0	0-0	0-0	0	0	0	0	0	0	0	0	0	1			

## 2016-17 SEASON STATISTICS - ALL GAMES

RECORD:	OVERALL	HOME	AWAY	NEUTRAL
ALL GAMES	16-16	8-5	7-8	1-3
CONFERENCE	11-7	5-4	6-3	0-0
NON-CONFERENCE	5-9	3-1	1-5	1-3

#	Player	gp-gs	min	avg	Total		3-Point		F-Throw		Rebounds				pf	dq	a	to	blk	stl	pts	avg
					fg-fga	fg%	3fg-fga	3fg%	ft-fa	ft%	off	def	tot	avg								
14	Ahmaad Rorie	31-31	1007	32.5	192-428	.449	63-164	.384	100-120	.833	25	84	109	3.5	66	0	97	47	7	26	547	17.6
00	Michael Oguine	26-25	739	28.4	99-206	.481	19-51	.373	93-123	.756	52	104	156	6.0	91	7	43	32	8	37	310	11.9
05	Walter Wright	31-7	678	21.9	110-280	.393	25-95	.263	84-97	.866	8	47	55	1.8	59	0	90	65	2	12	329	10.6
04	Sayeed Priddgett	31-11	606	19.5	99-189	.524	1-10	.100	52-66	.788	33	88	121	3.9	79	0	44	45	16	11	251	8.1
20	Fabijan Krslovic	32-32	882	27.6	97-175	.554	0-0	.000	50-79	.633	72	134	206	6.4	99	6	46	49	20	38	244	7.6
31	Jack Lopez	32-31	787	24.6	71-174	.408	54-123	.439	21-30	.700	16	86	102	3.2	89	3	22	28	8	12	217	6.8
33	Jared Samuelson	32-1	367	11.5	65-114	.570	1-3	.333	33-49	.673	30	46	76	2.4	55	1	11	21	11	10	164	5.1
24	Bobby Moorehead	32-10	575	18.0	41-128	.320	27-93	.290	15-22	.682	10	81	91	2.8	69	3	18	19	9	10	124	3.9
34	Brandon Gfeller	32-11	402	12.6	43-111	.387	31-86	.360	7-14	.500	9	33	42	1.3	49	0	12	12	3	11	124	3.9
01	Mario Dunn	25-1	339	13.6	23-60	.383	15-37	.405	5-9	.556	8	25	33	1.3	34	0	31	17	7	13	66	2.6
15	Trever Spoja	8-0	19	2.4	3-7	.429	2-5	.400	2-4	.500	0	0	0	0.0	3	0	1	1	0	0	10	1.3
30	Gavin DeJong	7-0	27	3.9	0-4	.000	0-0	.000	3-4	.750	1	3	4	0.6	4	0	0	1	0	1	3	0.4
32	Aaron Misipeka-Ward	10-0	22	2.2	0-4	.000	0-0	.000	2-4	.500	3	5	8	0.8	2	0	1	1	0	0	2	0.2
Team											43	38	81		2			7				
Total.....		32	6450		843-1880	.448	238-667	.357	467-621	.752	310	774	1084	33.9	701	20	416	345	91	181	2391	74.7
Opponents.....		32	6450		802-1736	.462	202-585	.345	542-772	.702	283	799	1082	33.8	607	-	362	404	130	166	2348	73.4

## 2016-17 SEASON STATISTICS - BIG SKY GAMES

RECORD:	OVERALL	HOME	AWAY	NEUTRAL
ALL GAMES	11-7	5-4	6-3	0-0
CONFERENCE	11-7	5-4	6-3	0-0
NON-CONFERENCE	0-0	0-0	0-0	0-0

#	Player	gp-gs	min	avg	Total		3-Point		F-Throw		Rebounds				pf	dq	a	to	blk	stl	pts	avg
					fg-fga	fg%	3fg-fga	3fg%	ft-fa	ft%	off	def	tot	avg								
14	RORIE,Ahmaad	17-17	560	32.9	115-245	.469	36-93	.387	63-74	.851	15	41	56	3.3	35	0	56	23	4	13	329	19.4
00	OGUINE,Michael	18-18	559	31.1	79-160	.494	18-45	.400	64-87	.736	44	80	124	6.9	61	4	33	22	4	29	240	13.3
05	WRIGHT,Walter	17-0	354	20.8	61-153	.399	14-45	.311	43-53	.811	4	19	23	1.4	30	0	49	30	1	2	179	10.5
20	KRSLOVIC,Fabijan	18-18	472	26.2	59-105	.562	0-0	.000	34-50	.680	33	70	103	5.7	58	4	26	26	12	22	152	8.4
04	PRIDGETT,Sayeed	17-4	326	19.2	54-96	.563	0-1	.000	21-29	.724	16	55	71	4.2	39	0	26	17	7	5	129	7.6
31	LOPEZ,Jack	18-18	456	25.3	36-98	.367	26-74	.351	12-18	.667	9	63	72	4.0	53	1	10	13	4	9	110	6.1
33	SAMUELSON,Jared	18-0	181	10.1	29-54	.537	0-0	.000	19-28	.679	15	20	35	1.9	27	1	4	10	8	5	77	4.3
24	MOOREHEAD,Bobby	18-3	338	18.8	25-71	.352	15-48	.313	10-15	.667	8	44	52	2.9	45	3	9	9	8	5	75	4.2
34	GFELLER,Brandon	18-11	254	14.1	20-60	.333	13-44	.295	6-13	.462	7	24	31	1.7	27	0	8	7	2	8	59	3.3
15	SPOJA,Trever	5-0	8	1.6	3-5	.600	2-3	.667	1-2	.500	0	0	0	0.0	0	0	0	0	0	0	9	1.8
01	DUNN,Mario	12-1	132	11.0	7-22	.318	4-17	.235	3-5	.600	3	8	11	0.9	12	0	11	6	3	5	21	1.8
32	MISIPEKA-WARD,Aar	5-0	10	2.0	0-2	.000	0-0	.000	2-4	.500	2	1	3	0.6	1	0	1	1	0	0	2	0.4
Team											27	27	54		1			2				
Total.....		18	3650		488-1071	.456	128-370	.346	278-378	.735	183	452	635	35.3	389	13	233	166	53	103	1382	76.8
Opponents.....		18	3650		460-992	.464	103-302	.341	289-421	.686	153	453	606	33.7	359	-	193	211	74	82	1312	72.9



# MONTANA BASKETBALL



## GENERAL

Name of School: ..... University of Montana  
 Abbreviation: ..... UM  
 City/Zip: ..... Missoula, MT 59812  
 Founded: ..... Feb. 17, 1893  
 Enrollment: ..... 12,500  
 Nickname: ..... Grizzlies, Griz  
 School Colors: ..... Maroon (PMS 209) & Silver (PMS 8 C)  
 Arena Name: ..... Dahlberg Arena (7,322)  
 Affiliation: ..... NCAA Division I  
 Conference: ..... Big Sky Conference (Inaugural, 1963)  
 President: ..... Sheila Stearns  
 Athletics Director: ..... Kent Haslam  
 Online Tickets: ..... www.griztix.com  
 Ticket Office Phone: ..... 1-888-MONTANA

## COACHING STAFF

Head Coach: ..... Travis DeCuire  
 Alma Mater, Year: ..... Montana, 1994  
 Record at UM: ..... 64-46, 4th Season  
 Career Record ..... Same  
 Big Sky Conference Record: ..... 39-15  
 Office Phone: ..... (406) 243-5334  
 Twitter: ..... @CoachDeCuire  
 Associate Head Coach: ..... Chris Cobb  
 Alma Mater (Year): ..... Menlo College, 2009  
 Seasons at UM: ..... 4th Season  
 Assistant Coach: ..... Rachi Wortham  
 Alma Mater (Year): ..... Eastern Washington, 2006  
 Seasons at UM: ..... 2nd Season  
 Assistant Coach: ..... Jay Flores  
 Alma Mater (Year): ..... Chico State, 2012  
 Seasons at UM: ..... Second Season  
 Program Coordinator: ..... Julie Tonkin  
 Student Manager: ..... Jesse Bartels

## HISTORY

First Year of Basketball: ..... 1901-02  
 All-Time Record: ..... 1,443-1,236-1 (.539)  
 All-Time Big Sky Record: ..... 470-314 (.599)  
 All-Time Home Record: ..... 971-406 (.704)  
 Record at Dahlberg Arena (Since 1953): ..... 691-245 (.737)  
 Big Sky Tournament Titles: ..... 9 (Last: 2013)  
 Big Sky Regular-Season Titles: ..... 9  
 Big Sky Runners-Up: ..... 10  
 NCAA Tournament Berths: ..... 10  
 NCAA Tournament Record: ..... 2-11  
 Last NCAA Tournament Berth: ..... 2013 (1st Round vs. Syracuse)  
 Last NCAA Tournament Win: ..... 2006 (87-79 vs. #5 Nevada)  
 NIT Berths: ..... 4  
 Last NIT Berth: ..... 2015 (1st Round vs. Texas A&M)

## TEAM INFORMATION

2016-17 Overall Record: ..... 16-16 (.500)  
 2016-17 Big Sky Record: ..... 11-7 (.611)  
 2016-17 Home Record: ..... 8-5 (.615)  
 2016-17 Away Record: ..... 7-8 (.467)  
 2016-17 Neutral-Site Record: ..... 1-3 (.250)  
 2016-17 Regular Season Finish: ..... 5th  
 Big Sky Tournament Result: ..... 0-1 (T-5th)  
 2016-17 Postseason: ..... N/A  
 Starters Returning/Lost: ..... 3/1  
 Letterwinners Returning/Lost: ..... 5/5  
 2016-17 Starts Returning: ..... 68.1%  
 2016-17 Points Per Game Returning: ..... 62.1%  
 2016-17 Rebounds Per Game Returning: ..... 68.1%  
 2016-17 Assists Per Game Returning: ..... 59.9%  
 2016-17 Steals Per Game Returning: ..... 67.4%  
 2016-17 Blocks Per Game Returning: ..... 65.9%



### NIC HALLISEY

Assistant Director of Communications  
 Men's Basketball, Soccer, Track & Field

Email: nic.hallisey@umontana.edu  
 Cell Phone: (970) 231-4789  
 Mailing Address: 32 Campus Dr.  
 Missoula, MT 59812  
 Website: www.GoGriz.com  
 Press Row Phone: (406) 243-4281

**Services:** The UM sports information department provides rosters, releases and updated statistics prior to every game at the Dahlberg Arena press row. Printed box scores will also be available for media during and immediately following the completion of home games. A complete box score will be emailed to media outlets and competing schools after the conclusion of each match.

**Interviews:** All player and coaching staff interviews must be made through Nic Hallisey at least one day in advance to assure a time slot. Players and coaches are not available prior to games.

**Parking:** Parking passes will be issued to media upon request. Please request parking from Nic Hallisey.

**Photographers:** Photographers are limited to the marked areas along sidelines and baselines in accordance with NCAA guidelines. Photographers will not be allowed in team bench areas or behind the official scorer's table.

**Practices:** Media is allowed at Griz basketball practice when proper notice has been given. Please call Nic Hallisey to check practice status (open or closed), as well as time and location.

**Postgame:** Following a 10-minute cooling-off period, head coach Travis DeCuire and selected UM basketball players will be available to the media. Interviews are to take place on the Dahlberg Arena floor unless otherwise noted. A member of the UM sports information department will be available to assist in arranging postgame interviews as needed.



### Twitter

@MontanaGrizBB #GrizHoops  
 @UMGrizzlies #FightUniteWin  
 #GoGriz



### Facebook

@MontanaGrizBB  
 @UMGrizzlies



### Instagram

@UMGrizzlies



### YouTube

Griz TV



## MONTANA BASKETBALL



## TRAVIS DECUIRE

Head Coach | Fourth Season | Montana, 1994

In his first two seasons as the University of Montana's 27th men's head basketball coach, Travis DeCure accomplished something no other coach in UM history had: he posted two 20-win seasons in his first two seasons.

Now entering the fourth season at his alma mater, DeCure is once again poised to put the Grizzlies back on the road to a 20-win campaign.

DeCure (pronounced: dee-CURE) was formally introduced as the Grizzlies' head basketball coach in June 2014, at a press conference at UM's Adams Center after the initial announcement from UM's Director of Athletics Kent Haslam in May of that year.

In his first season at the helm of a program with a rich history of success, DeCure's Griz started the year picked to finish eighth in the conference. Led by future European professional Jordan Gregory, UM would go on to defy expectations and win the Big Sky regular-season championship and advance to the National Invitational Tournament (NIT) before finishing the season 20-13 (14-4 BSC).

At the time, he became only the second coach in UM history to notch 20 victories in his first season at the helm – a feat also accomplished by Blaine Taylor in 1991-92 (27-4).

In DeCure's second year, he followed up with another 20-win season and another trip to the Big Sky championship game, this time led by future European professional Martin Breunig. DeCure's Grizzlies would once again advance to the postseason, competing in the first round of the CBI tournament against Nevada, finishing with a 21-12 (14-4 BSC) record.

Paced by 10 underclassmen and just two seniors who played significant time, the Grizzlies went 16-16 (11-7 BSC) in 2016-17, earning a first-round bye in the Big Sky tournament. During the season, DeCure became the second-fastest UM head coach to reach 50 wins (doing so in 84 contests). He coached a pair of UM sophomores – both returning in 2017-18 – to All-Big Sky Conference recognition.

The 2016-17 season was also the second consecutive year in which the Grizzlies have posted a team grade-point average above 3.0, earning NABC Team Academic Excellence recognition both seasons.

Prior to returning to his alma mater as head coach, DeCure spent six seasons (2008-09 through 2013-14) on the University of California coaching staff – including the final four as associate head coach. Regarded as one of the top tutors in the game, DeCure helped former Montana mentor Mike Montgomery – a member of the National Collegiate Basketball Hall of Fame – transform Cal into one of the winningest programs in the Pac-12 during his time in Berkeley. The Bears reached the postseason all six years he was on the staff, including the NCAA tournament four times. The Golden Bears boasted 130 wins in his six seasons – the best six-year stretch in school history – winning the 2010 Pac-10 championship. He coached numerous all-conference selections, including conference players of the year Jerome Randle (2010) and Jorge Gutierrez (2012).

DeCure he spent five seasons (2003-04 through 2007-08) as an assistant coach at Old Dominion, under former Griz head coach and player Blaine Taylor. There, he helped the Monarchs to a combined record of 117-53. The mark included 94 wins during his final four seasons – the most in school history over a four-year stretch. ODU reached the postseason each of those four seasons and advanced to the NCAA tournament in both 2005 and 2007 – winning a school-record 28 contests in 2005. Additionally, the Monarchs reached the NIT semifinals in 2006 and the quarterfinals of the College Basketball Invitational in 2008.

DeCure, from Seattle, Wash., also has head coaching experience from stints at Sammamish High School and Green River Community College in Washington. At GRCC, DeCure took over a last-place program and guided it to a conference championship and its first 20-win season in more than 20 years, earning league coach-of-the-year honors in 2003 – his second season. At Sammamish High School in Bellevue, DeCure led his team to a pair of conference titles, a state tournament appearance and three consecutive trips to the district tournament.

As a point guard for Montana from 1992-94 DeCure was named All-Big Sky Conference as a junior and senior. He set a school record in just three seasons with 435 career assists. He also established UM's single-season mark with 199 assists as a senior in 1993-94, when he was ranked 12th in the nation, averaging 7.1 assists a game. He was the recipient of the Grizzlies' Carl Dragstedt Award (MVP) as a junior and senior, and received the John Eahart Award (Outstanding Defensive Player) following his senior year.

As a freshman at Chaminade-Hawaii, he was a starter and team MVP in 1990. He then transferred to Montana and redshirted in 1991. DeCure attended Mercer Island High School (Wash.), where he was a three-year starter and all-state, team MVP, and a McDonald's All-America honorable mention pick as a senior.

He has a strong commitment to community service and founded and acted as president of the Fastbreak Basketball Association – an organization that assists in teaching life lessons and building self-esteem through basketball to more than 500 students in the Seattle-Tacoma area. Additionally, he has extensive experience in counseling at the Echo Glen Children's Center in Snoqualmie, Wash., from 1996-98, and with the Ryther Children's Center in North Seattle, from 1995-97.

DeCure graduated from Montana in 1994 with a degree in business marketing. He and his wife, Sabrina, have two daughters – Brianna (24) and Tamia (5).

## DECUIRE AT A GLANCE

**Personal**

Hometown: Seattle, Wash.

Wife: Sabrina

Daughters: Brianna (24), Tamia (5)

**Education**

Montana, 1994

Bachelor's: Business Marketing

**Coaching Capsule**

Years	School	Position
2014-Pres.	Montana	Head Coach
2012-14	California	Associate Head Coach
2008-12	California	Assistant Coach
2003-08	Old Dominion	Assistant Coach
2001-03	Green River C.C.	Head Coach

**Head Coaching Capsule**

Year	Overall	BSC	Place	Postseason
2014-15	20-13	14-4	1st	NIT
2015-16	21-12	14-4	2nd	CBI
2016-17	16-16	11-7	5th	BSC Tour.
2017-18	7-5	0-0	-	-
<b>TOTALS</b>	<b>64-46</b>	<b>39-15</b>	<b>-</b>	<b>-</b>



## MONTANA BASKETBALL



## O | MICHAEL OGUINE

Junior | Guard | 6-2 | 171 | Los Angeles, Calif. (Chaminade Prep H.S.)

## MINUTES

Season ..... 44, at Pitt (11/13/17)  
 Career ..... Same

## POINTS

Season ..... 29, at Pitt (11/13/17)  
 Career ..... Same

## REBOUNDS

Season ..... 7, on two occasions  
 Career ..... 11, on two occasions

## ASSISTS

Season ..... 5, at Pitt (11/13/17)  
 Career ..... 5, on three occasions

## BLOCKS

Season ..... 3, vs. UC Riverside (12/17/17)  
 Career ..... 4, vs. Carroll (11/21/15)

## STEALS

Season ..... 5, at Georgia State (12/9/17)  
 Career ..... 5, on two occasions

## FIELD GOALS

Season ..... 10, at Pitt (11/13/17)  
 Career ..... Same

## FIELD-GOAL ATTEMPTS

Season ..... 22, at Pitt (11/13/17)  
 Career ..... Same

## THREE-POINTERS

Season ..... 2, on three occasions  
 Career ..... 4, on three occasions

## FREE THROWS

Season ..... 7, on two occasions  
 Career ..... 7, on three occasions

## 2017-18 GAME-BY-GAME STATISTICS

Date	Opponent	START	MIN	Total		3-Pointers		Free-Throws		Rebounds			PF	A	TO	BLK	STL	PTS	AVG
				FG-FGA	PCT	3FG-FGA	PCT	FT-FTA	PCT	OFF	DEF	TOT							
11/10	Whitworth	*	33	2-9	.222	1-3	.333	5-7	.714	2	4	6	3	4	4	1	2	10	10.0
11/13	at Pitt	*	44	10-22	.455	2-7	.286	7-12	.583	5	1	6	3	5	0	0	0	29	19.5
11/15	at Penn State	*	34	6-15	.400	2-5	.400	1-5	.200	2	5	7	3	0	0	1	0	15	18.0
11/20	vs. Oral Roberts	*	35	3-10	.300	1-6	.167	7-8	.875	3	3	6	2	4	1	0	1	14	17.0
11/21	vs. UC Santa Barbara	*	33	5-9	.556	0-1	.000	4-5	.800	3	3	6	5	4	1	1	2	14	16.4
11/26	Carroll	*	36	5-10	.500	2-4	.500	3-4	.750	1	2	3	2	2	2	0	0	15	16.2
11/29	at Stanford	*	33	6-15	.400	1-5	.200	6-6	1.000	4	2	6	4	1	4	2	1	19	16.6
12/3	CSUN	*	38	6-12	.500	0-2	.000	1-2	.500	5	2	7	1	1	2	1	2	13	16.1
12/9	at Georgia State	*	31	2-11	.182	1-5	.200	6-6	1.000	2	2	4	4	2	2	1	5	11	15.6
12/17	UC Riverside	*	29	3-9	.333	0-3	.000	6-9	.667	3	2	5	2	1	3	3	1	12	15.2
12/19	UC Irvine	*	26	6-11	.545	1-3	.333	3-6	.500	1	2	3	3	0	0	1	1	16	15.3
12/22	at Washington	*	24	2-5	.400	0-1	.000	1-2	.500	1	3	4	3	2	2	0	1	5	14.4
12/28	at Northern Arizona																		
12/30	at Southern Utah																		
1/4	North Dakota																		
1/6	Northern Colorado																		
1/11	at Sacramento State																		
1/13	at Portland State																		
1/20	at Montana State																		
1/25	Southern Utah																		
1/27	Northern Arizona																		
2/1	at Northern Colorado																		
2/3	at North Dakota																		
2/8	Portland State																		
2/10	Sacramento State																		
2/15	at Eastern Washington																		
2/17	at Idaho																		
2/24	Montana State																		
3/1	Weber State																		
3/3	Idaho State																		
3/6	Big Sky First Round																		
3/8	Big Sky Quarterfinals																		
3/9	Big Sky Semifinals																		
3/10	Big Sky Championship																		

## OGUINE'S CAREER STATISTICS

SEASON	GP	GS	MIN	AVG	FG	FGA	PCT	3FG	3FGA	PCT	FT	FTA	PCT	OFF	DEF	TOT	AVG	PF	FO	AST	T/O	BLK	STL	PTS	AVG
2015-16	33	30	1010	30.6	117	290	.403	31	99	.313	98	140	.700	21	125	146	4.4	97	2	61	62	13	34	363	11.0
2016-17	26	25	739	28.4	99	206	.481	19	51	.373	93	123	.756	52	104	156	6.0	91	7	43	32	8	37	310	11.9
2017-18	12	12	396	33.0	56	138	.406	11	45	.244	50	72	.694	32	31	63	5.3	35	1	26	21	11	16	173	14.4
<b>TOTAL</b>	<b>71</b>	<b>67</b>	<b>2145</b>	<b>30.2</b>	<b>272</b>	<b>634</b>	<b>.429</b>	<b>61</b>	<b>195</b>	<b>.313</b>	<b>241</b>	<b>335</b>	<b>.719</b>	<b>105</b>	<b>260</b>	<b>365</b>	<b>5.1</b>	<b>223</b>	<b>10</b>	<b>130</b>	<b>115</b>	<b>32</b>	<b>87</b>	<b>846</b>	<b>11.9</b>



## MONTANA BASKETBALL



## 1 | TIMMY FALLS

Freshman | Guard | 6-2 | 171 | Dublin, Calif. (Dublin H.S.)

## MINUTES

Season .....23, at Washington (12/22/17)  
 Career ..... Same

## STEALS

Season ..... 2, vs. Carroll (11/26/17)  
 Career ..... Same

## POINTS

Season ..... 14, vs. UC Irvine (12/19/17)  
 Career ..... Same

## FIELD GOALS

Season ..... 5, vs. UC Irvine (12/19/17)  
 Career ..... Same

## REBOUNDS

Season ..... 3, vs. UC Irvine (12/19/17)  
 Career ..... Same

## FIELD-GOAL ATTEMPTS

Season ..... 6, vs. UC Irvine (12/19/17)  
 Career ..... Same

## ASSISTS

Season ..... 2, on four occasions  
 Career ..... Same

## THREE-POINTERS

Season ..... 4, vs. UC Irvine (12/19/17)  
 Career ..... Same

## BLOCKS

Season .....  
 Career ..... Same

## FREE THROWS

Season ..... 2, at Washington (12/22/17)  
 Career ..... Same

## 2017-18 GAME-BY-GAME STATISTICS

Date	Opponent	START	MIN	Total		3-Pointers		Free-Throws		Rebounds			PF	A	TO	BLK	STL	PTS	AVG
				FG-FGA	PCT	3FG-FGA	PCT	FT-FTA	PCT	OFF	DEF	TOT							
11/10	Whitworth	-	20	1-5	.200	0-1	.000	0-1	.000	0	1	1	2	0	1	0	0	2	2.0
11/13	at Pitt	-	4	0-1	.000	0-0	.000	0-0	.000	0	0	0	1	0	0	0	0	0	1.0
11/15	at Penn State	-	7	0-1	.000	0-1	.000	0-0	.000	0	1	1	1	0	1	0	0	0	0.7
11/20	vs. Oral Roberts	-	10	1-1	1.000	0-0	.000	0-0	.000	0	1	1	1	2	2	0	0	2	1.0
11/21	vs. UC Santa Barbara	-	10	0-1	.000	0-1	.000	0-0	.000	0	0	0	3	0	2	0	0	0	0.8
11/26	Carroll	-	17	2-5	.400	0-2	.000	0-0	.000	1	0	1	3	2	1	0	2	4	1.3
11/29	at Stanford	-	11	0-2	.000	0-2	.000	1-2	.500	0	0	0	0	0	0	0	0	1	1.3
12/3	CSUN	-	-	DNP				-	-	-	-	-	-	-	-	-	-	-	-
12/9	at Georgia State	-	3	0-1	.000	0-1	.000	0-0	.000	0	0	0	0	0	2	0	0	0	1.1
12/17	UC Riverside	-	11	1-2	.500	1-2	.500	0-0	.000	0	0	0	3	0	2	0	0	3	1.3
12/19	UC Irvine	-	22	5-6	.833	4-4	1.000	0-0	.000	2	1	3	4	2	0	0	0	14	2.6
12/22	at Washington	-	23	0-2	.000	0-0	.000	2-2	1.000	0	1	1	2	2	2	0	1	2	2.5
12/28	at Northern Arizona	-	-	-	-	-	-	-	-	-	-	-	-	-	-	-	-	-	-
12/30	at Southern Utah	-	-	-	-	-	-	-	-	-	-	-	-	-	-	-	-	-	-
1/4	North Dakota	-	-	-	-	-	-	-	-	-	-	-	-	-	-	-	-	-	-
1/6	Northern Colorado	-	-	-	-	-	-	-	-	-	-	-	-	-	-	-	-	-	-
1/11	at Sacramento State	-	-	-	-	-	-	-	-	-	-	-	-	-	-	-	-	-	-
1/13	at Portland State	-	-	-	-	-	-	-	-	-	-	-	-	-	-	-	-	-	-
1/20	at Montana State	-	-	-	-	-	-	-	-	-	-	-	-	-	-	-	-	-	-
1/25	Southern Utah	-	-	-	-	-	-	-	-	-	-	-	-	-	-	-	-	-	-
1/27	Northern Arizona	-	-	-	-	-	-	-	-	-	-	-	-	-	-	-	-	-	-
2/1	at Northern Colorado	-	-	-	-	-	-	-	-	-	-	-	-	-	-	-	-	-	-
2/3	at North Dakota	-	-	-	-	-	-	-	-	-	-	-	-	-	-	-	-	-	-
2/8	Portland State	-	-	-	-	-	-	-	-	-	-	-	-	-	-	-	-	-	-
2/10	Sacramento State	-	-	-	-	-	-	-	-	-	-	-	-	-	-	-	-	-	-
2/15	at Eastern Washington	-	-	-	-	-	-	-	-	-	-	-	-	-	-	-	-	-	-
2/17	at Idaho	-	-	-	-	-	-	-	-	-	-	-	-	-	-	-	-	-	-
2/24	Montana State	-	-	-	-	-	-	-	-	-	-	-	-	-	-	-	-	-	-
3/1	Weber State	-	-	-	-	-	-	-	-	-	-	-	-	-	-	-	-	-	-
3/3	Idaho State	-	-	-	-	-	-	-	-	-	-	-	-	-	-	-	-	-	-
3/6	Big Sky First Round	-	-	-	-	-	-	-	-	-	-	-	-	-	-	-	-	-	-
3/8	Big Sky Quarterfinals	-	-	-	-	-	-	-	-	-	-	-	-	-	-	-	-	-	-
3/9	Big Sky Semifinals	-	-	-	-	-	-	-	-	-	-	-	-	-	-	-	-	-	-
3/10	Big Sky Championship	-	-	-	-	-	-	-	-	-	-	-	-	-	-	-	-	-	-

## FALLS' CAREER STATISTICS

SEASON	GP	GS	MIN	AVG	FG	FGA	PCT	FG	FGA	PCT	FT	FTA	PCT	OFF	DEF	TOT	AVG	PF	FO	AST	T/O	BLK	STL	PTS	AVG
2017-18	11	0	138	12.5	10	27	.370	5	14	.357	3	5	.600	3	5	8	0.7	20	0	8	13	0	3	28	2.5
TOTAL	11	0	138	12.5	10	27	.370	5	14	.357	3	5	.600	3	5	8	0.7	20	0	8	13	0	3	28	2.5



# MONTANA BASKETBALL



## 2 | DONAVEN DORSEY

RS-Junior | Guard | 6-7 | 214 | Lacey, Wash. (Washington/Timberline H.S.)

**2017-18 (JUNIOR):** Will miss entire season due to hip injuries.

**2016-17 (REDSHIRT):** Transferred to Montana after playing two seasons at Washington... Redshirted during his first season in Missoula due to NCAA transfer regulations.

**2014-16 (WASHINGTON):** Began his collegiate career at the University of Washington, playing in the Pac-12 for two seasons... Logged time in 55 games, earning eight starts... Made 55 field goals during his two years at UW, including 44 from long range... Totaled 166

points (3.0 average), 77 rebounds (1.4), 18 assists, eight steals and three blocks... As a sophomore in 2015-16, came off the bench in 27 games, averaging 9.3 minutes per game... Had a season-most 10 points against TCU (Dec. 8, 2015), shooting 4-for-4 from the floor while pulling down a career-high-tying five rebounds... During his freshman campaign (2014-15), earned his first of eight starts vs. Stanford (Jan. 28, 2015)... Recorded a career-high 17 points against San José State (Nov. 27, 2014) in the opening game of the Wooden Legacy behind 5-of-6 shooting from three-point range... Added 13 points on 4-of-5 shooting in a win over Oregon (Jan. 18, 2015).

**HIGH SCHOOL:** Is a 2015 graduate of Timberline High School in Lacey, Wash. ... As a senior, was ranked No. 56 nationally among small forwards by ESPN... Was the third-best prospect out of the state of Washington... Averaged 18.6 points over 13 games as a senior and 18.4 points per game as a junior... Helped the Blazers to back-to-back state playoff appearances in 2012-13 and 2013-14.

### SEASON/CAREER HIGHS

#### MINUTES

Season .....  
Career ..... 21, vs. Montana (12/12/15)

#### POINTS

Season .....  
Career ..... 17, vs. San José State (11/27/14)

#### REBOUNDS

Season .....  
Career ..... 5, on three occasions

#### ASSISTS

Season .....  
Career ..... 2, on two occasions

#### BLOCKS

Season .....  
Career ..... 1, on two occasions

#### STEALS

Season .....  
Career ..... 2, vs. Charlotte (11/27/15)

#### FIELD GOALS

Season .....  
Career ..... 5, vs. San José State (11/27/14)

#### FIELD-GOAL ATTEMPTS

Season .....  
Career ..... 9, vs. Arizona State (2/15/15)

#### THREE-POINTERS

Season .....  
Career ..... 5, vs. San José State (11/27/14)

#### FREE THROWS

Season .....  
Career ..... 2, on three occasions

### DORSEY'S CAREER STATISTICS

SEASON	GP	GS	MIN	AVG	FG	FGA	PCT	3FG	3FGA	PCT	FT	FTA	PCT	OFF	DEF	TOT	AVG	PF	FO	AST	T/O	BLK	STL	PTS	AVG
2014-15*	28	8	412	14.7	34	100	.340	30	89	.337	9	15	.600	8	39	47	1.7	61	1	7	12	3	3	107	3.8
2015-16*	27	0	248	9.2	21	57	.368	14	43	.326	3	7	.429	7	23	30	1.1	35	2	11	7	0	5	59	2.2
2016-17																									
Did Not Play - Redshirt Season																									
<b>TOTAL</b>	<b>55</b>	<b>8</b>	<b>660</b>	<b>12.0</b>	<b>55</b>	<b>157</b>	<b>.350</b>	<b>44</b>	<b>132</b>	<b>.333</b>	<b>12</b>	<b>22</b>	<b>.545</b>	<b>15</b>	<b>62</b>	<b>77</b>	<b>1.4</b>	<b>96</b>	<b>3</b>	<b>18</b>	<b>19</b>	<b>3</b>	<b>8</b>	<b>166</b>	<b>3.0</b>

\* Stats are from career at University of Washington



## MONTANA BASKETBALL



## 3 | NIKO BEVINS

Sophomore | Guard | 6-6 | 214 | Beaverton, Ore. (North Idaho College/Beaverton H.S.)

## MINUTES

Season ..... 3, on two occasions  
 Career ..... Same

## STEALS

Season ..... 1, vs. Oral Roberts (11/20/17)  
 Career ..... Same

## POINTS

Season ..... 3, vs. CSUN (12/3/17)  
 Career ..... Same

## FIELD GOALS

Season ..... 1, vs. CSUN (12/3/17)  
 Career ..... Same

## REBOUNDS

Season ..... 1, vs. UC Santa Barbara (11/21/17)  
 Career ..... Same

## FIELD-GOAL ATTEMPTS

Season ..... 2, vs. Oral Roberts (11/20/17)  
 Career ..... Same

## ASSISTS

Season ..... 1, vs. Oral Roberts (11/20/17)  
 Career ..... Same

## THREE-POINTERS

Season ..... 1, vs. CSUN (12/3/17)  
 Career ..... Same

## BLOCKS

Season ..... -  
 Career ..... -

## FREE THROWS

Season ..... -  
 Career ..... -

## 2017-18 GAME-BY-GAME STATISTICS

Date	Opponent	START	MIN	Total		3-Pointers		Free-Throws		Rebounds			PF	A	TO	BLK	STL	PTS	AVG
				FG-FGA	PCT	3FG-FGA	PCT	FT-FTA	PCT	OFF	DEF	TOT							
11/10	Whitworth	-	1	0-0	.000	0-0	.000	0-0	.000	0	0	0	0	0	0	0	0	0	0.0
11/13	at Pitt	-		DNP															
11/15	at Penn State	-	1	0-0	.000	0-0	.000	0-0	.000	0	0	0	0	0	0	0	0	0	0.0
11/20	vs. Oral Roberts	-	3	0-2	.000	0-1	.000	0-0	.000	0	0	0	0	1	0	0	1	0	0.0
11/21	vs. UC Santa Barbara	-	1	0-1	.000	0-1	.000	0-0	.000	1	0	1	0	0	0	0	0	0	0.0
11/26	Carroll	-	1	0-0	.000	0-0	.000	0-0	.000	0	0	0	0	0	0	0	0	0	0.0
11/29	at Stanford	-		DNP															
12/3	CSUN	-	3	1-1	1.000	1-1	1.000	0-0	.000	0	0	0	1	0	1	0	0	3	0.5
12/9	at Georgia State	-	1	0-0	.000	0-0	.000	0-0	.000	0	0	0	0	0	0	0	0	0	0.4
12/17	UC Riverside	-		DNP															
12/19	UC Irvine	-		DNP															
12/22	at Washington	-	1	0-0	.000	0-0	.000	0-0	.000	0	0	0	0	0	0	0	0	0	0.4
12/28	at Northern Arizona	-																	
12/30	at Southern Utah	-																	
1/4	North Dakota	-																	
1/6	Northern Colorado	-																	
1/11	at Sacramento State	-																	
1/13	at Portland State	-																	
1/20	at Montana State	-																	
1/25	Southern Utah	-																	
1/27	Northern Arizona	-																	
2/1	at Northern Colorado	-																	
2/3	at North Dakota	-																	
2/8	Portland State	-																	
2/10	Sacramento State	-																	
2/15	at Eastern Washington	-																	
2/17	at Idaho	-																	
2/24	Montana State	-																	
3/1	Weber State	-																	
3/3	Idaho State	-																	
3/6	Big Sky First Round	-																	
3/8	Big Sky Quarterfinals	-																	
3/9	Big Sky Semifinals	-																	
3/10	Big Sky Championship	-																	

## BEVENS' CAREER STATISTICS

SEASON	GP	GS	MIN	AVG	FG	FGA	PCT	FG	FGA	PCT	FT	FTA	PCT	OFF	DEF	TOT	AVG	PF	FO	AST	T/O	BLK	STL	PTS	AVG
2017-18	8	0	12	1.5	1	4	.250	1	3	.333	0	0	.000	1	0	1	0.1	1	0	1	1	0	1	3	0.4
TOTAL	8	0	12	1.5	1	4	.250	1	3	.333	0	0	.000	1	0	1	0.1	1	0	1	1	0	1	3	0.4



## MONTANA BASKETBALL



## 4 | SAYEED PRIDGETT

Sophomore | Guard | 6-5 | 195 | Oakland, Calif. (El Cerrito H.S.)

## MINUTES

Season ..... 33, at Pitt (11/13/17)  
 Career ..... 38, vs. Eastern Washington (1/26/17)

## STEALS

Season ..... 3, vs. Carroll (11/26/17)  
 Career ..... Same

## POINTS

Season ..... 20, vs. CSUN (12/3/17)  
 Career ..... 28, at Sacramento State (1/21/17)

## FIELD GOALS

Season ..... 8, vs. CSUN (12/3/17)  
 Career ..... 12, at Sacramento State (1/21/17)

## REBOUNDS

Season ..... 12, vs. CSUN (12/3/17)  
 Career ..... Same

## FIELD-GOAL ATTEMPTS

Season ..... 14, vs. CSUN (12/3/17)  
 Career ..... 17, at Sacramento State (1/21/17)

## ASSISTS

Season ..... 4, vs. CSUN (12/3/17)  
 Career ..... 4, on two occasions

## THREE-POINTERS

Season ..... 1, at Penn State (11/15/17)  
 Career ..... 1, on two occasions

## BLOCKS

Season ..... 3, at Pitt (11/13/17)  
 Career ..... 3, on three occasions

## FREE THROWS

Season ..... 4, on two occasions  
 Career ..... 5, on two occasions

## 2017-18 GAME-BY-GAME STATISTICS

Date	Opponent	START	MIN	Total		3-Pointers		Free-Throws		Rebounds			PF	A	TO	BLK	STL	PTS	AVG
				FG-FGA	PCT	3FG-FGA	PCT	FT-FTA	PCT	OFF	DEF	TOT							
11/10	Whitworth	-	22	4-6	.667	0-0	.000	1-3	.333	1	4	5	3	1	3	2	2	9	9.0
11/13	at Pitt	-	33	4-9	.444	0-2	.000	4-6	.667	3	5	8	4	1	4	3	1	12	10.5
11/15	at Penn State	-	20	2-6	.333	1-1	1.000	0-0	.000	2	1	3	4	3	2	0	0	5	8.7
11/20	vs. Oral Roberts	-	21	1-2	.500	0-1	.000	0-0	.000	0	2	2	2	1	2	1	1	2	7.0
11/21	vs. UC Santa Barbara	-	19	2-5	.400	0-1	.000	2-2	1.000	1	1	2	4	2	2	0	0	6	6.8
11/26	Carroll	-	27	6-10	.600	0-0	.000	0-1	.000	0	3	3	1	0	5	0	3	12	7.7
11/29	at Stanford	-	25	2-8	.250	0-1	.000	2-5	.400	0	2	2	4	0	0	1	0	6	7.4
12/3	CSUN	-	29	8-14	.571	0-0	.000	4-4	1.000	4	8	12	5	4	2	2	1	20	9.0
12/9	at Georgia State	-	17	3-6	.500	0-0	.000	0-0	.000	0	3	3	4	0	2	0	2	6	8.7
12/17	UC Riverside	-	17	2-6	.333	0-1	.000	2-2	1.000	0	4	4	3	0	3	0	2	6	8.4
12/19	UC Irvine	-	24	4-7	.571	0-0	.000	0-0	.000	1	2	3	2	2	0	0	1	8	8.4
12/22	at Washington	-	19	2-6	.333	0-0	.000	0-0	.000	4	2	6	3	0	4	0	1	4	8.0
12/28	at Northern Arizona																		
12/30	at Southern Utah																		
1/4	North Dakota																		
1/6	Northern Colorado																		
1/11	at Sacramento State																		
1/13	at Portland State																		
1/20	at Montana State																		
1/25	Southern Utah																		
1/27	Northern Arizona																		
2/1	at Northern Colorado																		
2/3	at North Dakota																		
2/8	Portland State																		
2/10	Sacramento State																		
2/15	at Eastern Washington																		
2/17	at Idaho																		
2/24	Montana State																		
3/1	Weber State																		
3/3	Idaho State																		
3/6	Big Sky First Round																		
3/8	Big Sky Quarterfinals																		
3/9	Big Sky Semifinals																		
3/10	Big Sky Championship																		

## PRIDGETT'S CAREER STATISTICS

SEASON	GP	GS	MIN	AVG	FG	FGA	PCT	3FG	3FGA	PCT	FT	FTA	PCT	OFF	DEF	TOT	AVG	PF	FO	AST	T/O	BLK	STL	PTS	AVG
2016-17	31	11	606	19.5	99	189	.524	1	10	.100	52	66	.788	33	88	121	3.9	79	0	44	45	16	11	251	8.1
2017-18	12	0	273	22.8	40	85	.471	1	7	.143	15	23	.652	16	37	53	4.4	39	1	14	29	9	14	96	8.0
<b>TOTAL</b>	<b>43</b>	<b>11</b>	<b>879</b>	<b>20.4</b>	<b>139</b>	<b>274</b>	<b>.507</b>	<b>2</b>	<b>17</b>	<b>.118</b>	<b>67</b>	<b>89</b>	<b>.753</b>	<b>49</b>	<b>125</b>	<b>174</b>	<b>4.0</b>	<b>118</b>	<b>1</b>	<b>58</b>	<b>74</b>	<b>25</b>	<b>25</b>	<b>347</b>	<b>8.1</b>



# MONTANA BASKETBALL



## 5 | KARL NICHOLAS

Freshman | Guard | 6-7 | 185 | Pearland, Texas (Glenda Dawson H.S.)

### MINUTES

Season ..... 28, vs. UC Santa Barbara (11/21/17)  
Career ..... Same

### POINTS

Season ..... 11, vs. Oral Roberts (11/20/17)  
Career ..... Same

### REBOUNDS

Season ..... 5, on two occasions  
Career ..... Same

### ASSISTS

Season ..... 1, vs. Oral Roberts (11/20/17)  
Career ..... Same

### BLOCKS

Season ..... 2, at Washington (12/22/17)  
Career ..... -

### STEALS

Season ..... 1, at Georgia State (12/9/17)  
Career ..... Same

### FIELD GOALS

Season ..... 5, on two occasions  
Career ..... Same

### FIELD-GOAL ATTEMPTS

Season ..... 8, vs. Oral Roberts (11/20/17)  
Career ..... Same

### THREE-POINTERS

Season ..... -  
Career ..... -

### FREE THROWS

Season ..... 2, vs. UC Riverside (12/17/17)  
Career ..... Same

## 2017-18 GAME-BY-GAME STATISTICS

Date	Opponent	START	MIN	Total		3-Pointers		Free-Throws		Rebounds			PF	A	TO	BLK	STL	PTS	AVG
				FG-FGA	PCT	3FG-FGA	PCT	FT-FTA	PCT	OFF	DEF	TOT							
11/10	Whitworth	-	8	2-2	1.000	0-0	.000	0-0	.000	1	1	2	4	0	2	0	0	4	4.0
11/13	at Pitt	-	8	2-3	.667	0-0	.000	0-1	.000	0	1	1	4	0	0	0	0	4	4.0
11/15	at Penn State	-	7	1-2	.500	0-0	.000	0-0	.000	2	1	3	4	0	0	0	0	2	3.3
11/20	vs. Oral Roberts	-	18	5-8	.625	0-0	.000	1-4	.250	2	2	4	2	1	2	0	0	11	5.3
11/21	vs. UC Santa Barbara	-	28	5-7	.714	0-0	.000	0-4	.000	5	0	5	4	0	2	0	0	10	6.2
11/26	Carroll	-	10	0-1	.000	0-0	.000	0-1	.000	2	0	2	3	0	3	0	0	0	5.2
11/29	at Stanford	-	12	1-2	.500	0-0	.000	0-0	.000	1	2	3	3	0	1	0	0	2	4.7
12/3	CSUN	-	-	DNP		DNP		DNP		DNP			DNP						
12/9	at Georgia State	-	14	2-6	.333	0-0	.000	1-2	.500	3	2	5	1	0	1	0	1	5	4.8
12/17	UC Riverside	-	9	0-0	.000	0-0	.000	2-4	.500	2	2	4	1	0	2	0	0	2	4.4
12/19	UC Irvine	-	9	4-4	1.000	0-0	.000	0-0	.000	1	0	1	4	0	3	0	0	8	4.8
12/22	at Washington	-	6	0-3	.000	0-0	.000	0-0	.000	1	2	3	0	0	1	2	0	0	4.4
12/28	at Northern Arizona	-	-	DNP		DNP		DNP		DNP			DNP						
12/30	at Southern Utah	-	-	DNP		DNP		DNP		DNP			DNP						
1/4	North Dakota	-	-	DNP		DNP		DNP		DNP			DNP						
1/6	Northern Colorado	-	-	DNP		DNP		DNP		DNP			DNP						
1/11	at Sacramento State	-	-	DNP		DNP		DNP		DNP			DNP						
1/13	at Portland State	-	-	DNP		DNP		DNP		DNP			DNP						
1/20	at Montana State	-	-	DNP		DNP		DNP		DNP			DNP						
1/25	Southern Utah	-	-	DNP		DNP		DNP		DNP			DNP						
1/27	Northern Arizona	-	-	DNP		DNP		DNP		DNP			DNP						
2/1	at Northern Colorado	-	-	DNP		DNP		DNP		DNP			DNP						
2/3	at North Dakota	-	-	DNP		DNP		DNP		DNP			DNP						
2/8	Portland State	-	-	DNP		DNP		DNP		DNP			DNP						
2/10	Sacramento State	-	-	DNP		DNP		DNP		DNP			DNP						
2/15	at Eastern Washington	-	-	DNP		DNP		DNP		DNP			DNP						
2/17	at Idaho	-	-	DNP		DNP		DNP		DNP			DNP						
2/24	Montana State	-	-	DNP		DNP		DNP		DNP			DNP						
3/1	Weber State	-	-	DNP		DNP		DNP		DNP			DNP						
3/3	Idaho State	-	-	DNP		DNP		DNP		DNP			DNP						
3/6	Big Sky First Round	-	-	DNP		DNP		DNP		DNP			DNP						
3/8	Big Sky Quarterfinals	-	-	DNP		DNP		DNP		DNP			DNP						
3/9	Big Sky Semifinals	-	-	DNP		DNP		DNP		DNP			DNP						
3/10	Big Sky Championship	-	-	DNP		DNP		DNP		DNP			DNP						

## NICHOLAS' CAREER STATISTICS

SEASON	GP	GS	MIN	AVG	FG	FGA	PCT	FG	FGA	PCT	FT	FTA	PCT	OFF	DEF	TOT	AVG	PF	FO	AST	T/O	BLK	STL	PTS	AVG
2017-18	11	0	129	11.7	22	38	.579	0	0	.000	4	16	.250	20	13	33	3.0	30	0	1	17	2	1	48	4.4
TOTAL	11	0	129	11.7	22	38	.579	0	0	.000	4	16	.250	20	13	33	3.0	30	0	1	17	2	1	48	4.4



# MONTANA BASKETBALL



## 10 | LARS ESPE

Freshman | Guard | 6-1 | 165 | Bergen, Norway (Gimle BBK/Metis Videregaaende)

<b>MINUTES</b>		<b>STEALS</b>	
Season .....	5, at Georgia State (12/9/17)	Season .....	-
Career .....	Same	Career .....	-
<b>POINTS</b>		<b>FIELD GOALS</b>	
Season .....	-	Season .....	-
Career .....	-	Career .....	-
<b>REBOUNDS</b>		<b>FIELD-GOAL ATTEMPTS</b>	
Season .....	1, at Georgia State (12/9/17)	Season .....	1, on two occasions
Career .....	Same	Career .....	Same
<b>ASSISTS</b>		<b>THREE-POINTERS</b>	
Season .....	1, vs. Whitworth (11/10/17)	Season .....	-
Career .....	Same	Career .....	-
<b>BLOCKS</b>		<b>FREE THROWS</b>	
Season .....	-	Season .....	-
Career .....	-	Career .....	-

### 2017-18 GAME-BY-GAME STATISTICS

Date	Opponent	START	MIN	Total		3-Pointers		Free-Throws		Rebounds			PF	A	TO	BLK	STL	PTS	AVG
				FG-FGA	PCT	3FG-FGA	PCT	FT-FTA	PCT	OFF	DEF	TOT							
11/10	Whitworth	-	1	0-0	.000	0-0	.000	0-0	.000	0	0	0	0	1	0	0	0	0	0.0
11/13	at Pitt	-		DNP															
11/15	at Penn State	-	0+	0-0	.000	0-0	.000	0-0	.000	0	0	0	0	0	0	0	0	0	0.0
11/20	vs. Oral Roberts	-	1	0-0	.000	0-0	.000	0-0	.000	0	0	0	1	0	0	0	0	0	0.0
11/21	vs. UC Santa Barbara	-	2	0-1	.000	0-1	.000	0-0	.000	0	0	0	0	0	0	0	0	0	0.0
11/26	Carroll	-	1	0-0	.000	0-0	.000	0-2	.000	0	0	0	0	0	0	0	0	0	0.0
11/29	at Stanford	-		DNP															
12/3	CSUN	-	4	0-0	.000	0-0	.000	0-0	.000	0	0	0	0	0	0	0	0	0	0.0
12/9	at Georgia State	-	5	0-1	.000	0-1	.000	0-0	.000	1	0	1	1	0	1	0	0	0	0.0
12/17	UC Riverside	-	1	0-0	.000	0-0	.000	0-0	.000	0	0	0	1	0	1	0	0	0	0.0
12/19	UC Irvine	-		DNP															
12/22	at Washington	-		DNP															
12/28	at Northern Arizona	-																	
12/30	at Southern Utah	-																	
1/4	North Dakota	-																	
1/6	Northern Colorado	-																	
1/11	at Sacramento State	-																	
1/13	at Portland State	-																	
1/20	at Montana State	-																	
1/25	Southern Utah	-																	
1/27	Northern Arizona	-																	
2/1	at Northern Colorado	-																	
2/3	at North Dakota	-																	
2/8	Portland State	-																	
2/10	Sacramento State	-																	
2/15	at Eastern Washington	-																	
2/17	at Idaho	-																	
2/24	Montana State	-																	
3/1	Weber State	-																	
3/3	Idaho State	-																	
3/6	Big Sky First Round	-																	
3/8	Big Sky Quarterfinals	-																	
3/9	Big Sky Semifinals	-																	
3/10	Big Sky Championship	-																	

### ESPE'S CAREER STATISTICS

SEASON	GP	GS	MIN	AVG	FG	FGA	PCT	3FG	3FGA	PCT	FT	FTA	PCT	OFF	DEF	TOT	AVG	PF	FO	AST	T/O	BLK	STL	PTS	AVG
2017-18	8	0	15	1.9	0	2	.000	0	2	.000	0	2	.000	1	0	1	0.1	3	0	1	2	0	0	0	0.0
Total	8	0	15	1.9	0	2	.000	0	2	.000	0	2	.000	1	0	1	0.1	3	0	1	2	0	0	0	0.0



# MONTANA BASKETBALL



## 13 | TREVOR SPOJA

RS-Sophomore | Guard | 6-3 | 164 | Billings, Mont. (Billings West H.S.)

### MINUTES

Season ..... 11, vs. Whitworth (11/10/17)  
Career ..... Same

### POINTS

Season ..... 3, vs. Whitworth (11/10/17)  
Career ..... 4, vs. Northern Colorado (1/12/17)

### REBOUNDS

Season ..... -  
Career ..... -

### ASSISTS

Season ..... 1, on two occasions  
Career ..... 1, on three occasions

### BLOCKS

Season ..... 1, vs. Whitworth (11/10/17)  
Career ..... Same

### STEALS

Season ..... -  
Career ..... -

### FIELD GOALS

Season ..... 1, vs. Whitworth (11/10/17)  
Career ..... 1, on four occasions

### FIELD-GOAL ATTEMPTS

Season ..... 5, vs. Whitworth (11/10/17)  
Career ..... Same

### THREE-POINTERS

Season ..... 1, vs. Whitworth (11/10/17)  
Career ..... 1, on three occasions

### FREE THROWS

Season ..... -  
Career ..... 1, on two occasions

## 2017-18 GAME-BY-GAME STATISTICS

Date	Opponent	START	MIN	Total		3-Pointers		Free-Throws		Rebounds			PF	A	TO	BLK	STL	PTS	AVG
				FG-FGA	PCT	3FG-FGA	PCT	FT-FTA	PCT	OFF	DEF	TOT							
11/10	Whitworth	-	11	1-5	.200	1-5	.200	0-0	.000	0	0	0	1	1	0	1	0	3	3.0
11/13	at Pitt	-	1	0-1	.000	0-1	.000	0-0	.000	0	0	0	0	0	1	0	0	0	1.5
11/15	at Penn State	-	0+	0-0	.000	0-0	.000	0-0	.000	0	0	0	0	0	0	0	0	0	1.0
11/20	vs. Oral Roberts			DNP															
11/21	vs. UC Santa Barbara	-	2	0-1	.000	0-1	.000	0-0	.000	0	0	0	0	0	0	0	0	0	0.8
11/26	Carroll	-	1	0-0	.000	0-0	.000	0-0	.000	0	0	0	0	0	0	0	0	0	0.6
11/29	at Stanford			DNP															
12/3	CSUN	-	9	0-0	.000	0-0	.000	0-0	.000	0	0	0	1	1	1	0	0	0	0.5
12/9	at Georgia State	-	1	0-0	.000	0-0	.000	0-0	.000	0	0	0	0	0	0	0	0	0	0.4
12/17	UC Riverside	-	2	0-1	.000	0-1	.000	0-0	.000	0	0	0	1	0	0	0	0	0	0.4
12/19	UC Irvine	-	2	0-1	.000	0-1	.000	0-0	.000	0	0	0	0	0	0	0	0	0	0.3
12/22	at Washington			DNP															
12/28	at Northern Arizona																		
12/30	at Southern Utah																		
1/4	North Dakota																		
1/6	Northern Colorado																		
1/11	at Sacramento State																		
1/13	at Portland State																		
1/20	at Montana State																		
1/25	Southern Utah																		
1/27	Northern Arizona																		
2/1	at Northern Colorado																		
2/3	at North Dakota																		
2/8	Portland State																		
2/10	Sacramento State																		
2/15	at Eastern Washington																		
2/17	at Idaho																		
2/24	Montana State																		
3/1	Weber State																		
3/3	Idaho State																		
3/6	Big Sky First Round																		
3/8	Big Sky Quarterfinals																		
3/9	Big Sky Semifinals																		
3/10	Big Sky Championship																		

## SPOJA'S CAREER STATISTICS

SEASON	GP	GS	MIN	AVG	FG	FGA	PCT	3FG	3FGA	PCT	FT	FTA	PCT	OFF	DEF	TOT	AVG	PF	FO	AST	T/O	BLK	STL	PTS	AVG
2015-16																									
Did Not Play - Redshirt Season																									
2016-17	8	0	19	2.4	3	7	.429	2	5	.400	2	4	.500	0	0	0	0.0	3	0	1	1	0	0	10	1.3
2017-18	9	0	29	3.2	1	9	.111	1	9	.111	0	0	.000	0	0	0	0.0	3	0	2	2	1	0	3	0.3
<b>TOTAL</b>	<b>17</b>	<b>0</b>	<b>48</b>	<b>2.8</b>	<b>4</b>	<b>16</b>	<b>.250</b>	<b>3</b>	<b>14</b>	<b>.214</b>	<b>2</b>	<b>4</b>	<b>.500</b>	<b>0</b>	<b>0</b>	<b>0</b>	<b>0.0</b>	<b>6</b>	<b>0</b>	<b>3</b>	<b>3</b>	<b>1</b>	<b>0</b>	<b>13</b>	<b>0.8</b>



# MONTANA BASKETBALL



## 14 | AHMAAD RORIE

RS-Junior | Guard | 6-1 | 175 | Tacoma, Wash. (Oregon/Lincoln H.S.)

### MINUTES

Season ..... 44, at Pitt (11/13/17)  
Career ..... Same

### STEALS

Season ..... 4, vs. UC Santa Barbara (11/21/17)  
Career ..... Same

### POINTS

Season ..... 27, vs. CSUN (12/3/17)  
Career ..... 29, at Portland State (1/19/17)

### FIELD GOALS

Season ..... 9, on two occasions  
Career ..... 11, at Portland State (1/19/17)

### REBOUNDS

Season ..... 7, on two occasions  
Career ..... 7, on three occasions

### FIELD-GOAL ATTEMPTS

Season ..... 23, at Washington (12/22/17)  
Career ..... Same

### ASSISTS

Season ..... 6, on two occasions  
Career ..... 8, vs. Pepperdine (12/22/16)

### THREE-POINTERS

Season ..... 3, on three occasions  
Career ..... 5, at USC (11/11/16)

### BLOCKS

Season ..... 1, on two occasions  
Career ..... 2, vs. Montana State (2/4/17)

### FREE THROWS

Season ..... 8, at Georgia State (12/9/17)  
Career ..... 11, vs. Montana State (2/4/17)

## 2017-18 GAME-BY-GAME STATISTICS

Date	Opponent	START	MIN	Total		3-Pointers		Free-Throws		Rebounds			PF	A	TO	BLK	STL	PTS	AVG
				FG-FGA	PCT	3FG-FGA	PCT	FT-FTA	PCT	OFF	DEF	TOT							
11/10	Whitworth	*	35	6-16	.375	3-6	.500	6-9	.667	2	2	4	3	3	0	1	1	21	21.0
11/13	at Pitt	*	44	7-15	.467	2-6	.333	2-2	1.000	0	5	5	3	3	3	0	2	18	19.5
11/15	at Penn State	*	38	7-18	.389	2-9	.222	0-0	.000	0	3	3	3	4	4	0	3	16	18.3
11/20	vs. Oral Roberts	*	35	7-16	.438	2-8	.250	2-2	1.000	0	1	1	2	6	2	0	3	18	18.3
11/21	vs. UC Santa Barbara	*	40	7-19	.368	3-9	.333	3-3	1.000	3	2	5	1	6	3	1	4	20	18.6
11/26	Carroll	*	33	6-13	.462	1-3	.333	7-10	.700	2	2	4	2	4	2	0	2	20	18.8
11/29	at Stanford	*	31	1-12	.083	0-7	.000	2-2	1.000	0	4	4	3	3	1	0	0	4	16.7
12/3	CSUN	*	39	9-16	.563	3-4	.750	6-7	.857	0	5	5	2	2	1	0	0	27	18.0
12/9	at Georgia State	*	38	6-15	.400	2-8	.250	8-9	.889	3	4	7	3	4	4	0	1	22	18.4
12/17	UC Riverside	*	38	8-13	.615	2-6	.333	4-6	.667	1	2	3	1	2	4	0	3	22	18.8
12/19	UC Irvine	*	34	3-13	.231	0-4	.000	2-4	.500	0	3	3	2	4	2	0	0	8	17.8
12/22	at Washington	*	39	9-23	.391	1-6	.167	0-0	.000	2	5	7	2	3	3	0	1	19	17.9
12/28	at Northern Arizona																		
12/30	at Southern Utah																		
1/4	North Dakota																		
1/6	Northern Colorado																		
1/11	at Sacramento State																		
1/13	at Portland State																		
1/20	at Montana State																		
1/25	Southern Utah																		
1/27	Northern Arizona																		
2/1	at Northern Colorado																		
2/3	at North Dakota																		
2/8	Portland State																		
2/10	Sacramento State																		
2/15	at Eastern Washington																		
2/17	at Idaho																		
2/24	Montana State																		
3/1	Weber State																		
3/3	Idaho State																		
3/6	Big Sky First Round																		
3/8	Big Sky Quarterfinals																		
3/9	Big Sky Semifinals																		
3/10	Big Sky Championship																		

## RORIE'S CAREER STATISTICS

SEASON	GP	GS	MIN	AVG	FG	FGA	PCT	3FG	3FGA	PCT	FT	FTA	PCT	OFF	DEF	TOT	AVG	PF	FO	AST	T/O	BLK	STL	PTS	AVG
2014-15*	36	15	675	18.8	52	125	.416	16	48	.333	29	39	.744	14	65	79	2.2	45	0	66	36	4	6	149	4.1
2015-16																									
Did Not Play - Redshirt Season																									
2016-17	31	31	1007	32.5	192	428	.449	63	164	.384	100	120	.833	25	84	109	3.5	66	0	97	47	7	26	547	17.6
2017-18	12	12	444	37.0	76	189	.402	21	76	.276	42	54	.778	13	38	51	4.3	27	0	44	29	2	20	215	17.9
UM TOTAL	43	43	1451	33.7	268	617	.434	84	240	.350	142	174	.816	38	122	160	3.7	93	0	141	76	9	46	762	17.7
DI TOTAL	79	58	2126	26.9	320	742	.431	100	288	.347	171	213	.803	52	187	239	3.0	138	0	207	112	13	52	911	11.5

\* Stats are from freshman season at University of Oregon



# MONTANA BASKETBALL



## 15 | JAMAR AKOH

RS-Junior | Forward | 6-8 | 253 | Rancho Cucamonga, Calif. (Cal State Fullerton/Los Osos H.S.)

### MINUTES

Season ..... 34, at Penn State (11/15/17)  
Career ..... 38, vs. UC Riverside (1/30/16)

### STEALS

Season ..... 2, at Penn State (11/15/17)  
Career ..... 2, on three occasions

### POINTS

Season ..... 23, vs. UC Irvine (12/19/17)  
Career ..... Same

### FIELD GOALS

Season ..... 8, at Washington (12/22/17)  
Career ..... 8, on two occasions

### REBOUNDS

Season ..... 12, vs. UC Riverside (12/17/17)  
Career ..... 18, vs. Portland (12/19/15)

### FIELD-GOAL ATTEMPTS

Season ..... 12, on two occasions  
Career ..... 15, vs. Long Beach State (3/2/16)

### ASSISTS

Season ..... 4, vs. CSUN (12/3/17)  
Career ..... 7, at Cal Poly (2/25/16)

### THREE-POINTERS

Season ..... 1, at Penn State (11/15/17)  
Career ..... 1, on two occasions

### BLOCKS

Season ..... 3, vs. CSUN (12/3/17)  
Career ..... Same

### FREE THROWS

Season ..... 9, on two occasions  
Career ..... 9, on three occasions

## 2017-18 GAME-BY-GAME STATISTICS

Date	Opponent	START	MIN	Total		3-Pointers		Free-Throws		Rebounds			PF	A	TO	BLK	STL	PTS	AVG
				FG-FGA	PCT	3FG-FGA	PCT	FT-FTA	PCT	OFF	DEF	TOT							
11/10	Whitworth	*	14	2-8	.250	0-0	.000	0-0	.000	0	1	1	1	0	1	0	0	4	4.0
11/13	at Pitt	*	14	0-2	.000	0-0	.000	0-0	.000	1	0	1	4	1	2	1	1	0	2.0
11/15	at Penn State	*	34	3-8	.375	1-2	.500	4-8	.500	3	3	6	3	0	1	2	2	11	5.0
11/20	vs. Oral Roberts	*	25	4-8	.500	0-1	.000	0-0	.000	1	5	6	3	1	1	1	1	8	5.8
11/21	vs. UC Santa Barbara	*	17	4-7	.571	0-0	.000	4-7	.571	1	4	5	4	0	3	0	1	12	7.0
11/26	Carroll	*	24	7-8	.875	0-0	.000	2-5	.400	6	4	10	4	1	2	0	1	16	8.5
11/29	at Stanford	*	21	3-6	.500	0-0	.000	0-1	.000	3	4	7	4	1	1	0	0	6	8.1
12/3	CSUN	*	22	3-5	.600	0-0	.000	5-8	.625	1	5	6	3	4	3	3	1	11	8.5
12/9	at Georgia State	*	31	5-7	.714	0-0	.000	4-6	.667	3	6	9	4	2	2	1	1	14	9.1
12/17	UC Riverside	*	33	4-5	.800	0-0	.000	9-9	1.000	4	8	12	4	2	3	2	1	17	9.9
12/19	UC Irvine	*	30	7-12	.583	0-0	.000	9-13	.692	1	6	7	4	3	3	1	1	23	11.1
12/22	at Washington	*	31	8-12	.667	0-0	.000	1-2	.500	5	2	7	4	1	3	1	0	17	11.6
12/28	at Northern Arizona																		
12/30	at Southern Utah																		
1/4	North Dakota																		
1/6	Northern Colorado																		
1/11	at Sacramento State																		
1/13	at Portland State																		
1/20	at Montana State																		
1/25	Southern Utah																		
1/27	Northern Arizona																		
2/1	at Northern Colorado																		
2/3	at North Dakota																		
2/8	Portland State																		
2/10	Sacramento State																		
2/15	at Eastern Washington																		
2/17	at Idaho																		
2/24	Montana State																		
3/1	Weber State																		
3/3	Idaho State																		
3/6	Big Sky First Round																		
3/8	Big Sky Quarterfinals																		
3/9	Big Sky Semifinals																		
3/10	Big Sky Championship																		

## AKOH'S CAREER STATISTICS

SEASON	GP	GS	MIN	AVG	FG	FGA	PCT	3FG	3FGA	PCT	FT	FTA	PCT	OFF	DEF	TOT	AVG	PF	FO	AST	T/O	BLK	STL	PTS	AVG
2014-15*	30	0	431	14.4	29	74	.392	2	7	.286	18	38	.474	24	51	75	2.5	45	1	12	24	6	13	78	2.6
2015-16*	29	26	762	26.3	61	157	.389	1	8	.125	54	89	.607	58	125	183	6.3	68	2	43	54	9	13	177	6.1
2016-17																									
Did Not Play - Redshirt Season																									
2017-18	12	12	296	24.7	50	88	.568	1	3	.333	38	59	.644	29	48	77	6.4	42	0	16	25	12	10	139	11.6
UM TOTAL	12	12	296	24.7	50	88	.568	1	3	.333	38	59	.644	29	48	77	6.4	42	0	16	25	12	10	139	11.6
DI TOTAL	71	38	1489	21.0	140	319	.439	4	18	.222	110	186	.591	111	224	335	4.7	155	3	71	103	27	36	394	5.5

\* Stats are from career at Cal State Fullerton



# MONTANA BASKETBALL



## 20 | FABIJAN KRSLOVIC

Senior | Forward | 6-8 | 239 | Sydney, Australia (St. Aloysius College)

### MINUTES

Season ..... 35, at Pitt (11/13/17)  
Career ..... 41, vs. Idaho (2/26/15)

### STEALS

Season ..... 2, on five occasions  
Career ..... 8, vs. San José State (12/7/16)

### POINTS

Season ..... 9, vs. Oral Roberts (11/20/17)  
Career ..... 24, at Portland State (1/19/17)

### FIELD GOALS

Season ..... 3, vs. UC Riverside (12/17/17)  
Career ..... 11, at Portland State (1/19/17)

### REBOUNDS

Season ..... 9, at Pitt (11/13/17)  
Career ..... 13, on two occasions

### FIELD-GOAL ATTEMPTS

Season ..... 5, at Pitt (11/13/17)  
Career ..... 15, at Portland State (1/19/17)

### ASSISTS

Season ..... 3, on three occasions  
Career ..... 6, vs. Carroll (11/21/15)

### THREE-POINTERS

Season ..... -  
Career ..... -

### BLOCKS

Season ..... 2, on two occasions  
Career ..... 3, on three occasions

### FREE THROWS

Season ..... 5, vs. Oral Roberts (11/20/17)  
Career ..... 8, on two occasions

## 2017-18 GAME-BY-GAME STATISTICS

Date	Opponent	START	MIN	Total		3-Pointers		Free-Throws		Rebounds			PF	A	TO	BLK	STL	PTS	AVG
				FG-FGA	PCT	3FG-FGA	PCT	FT-FTA	PCT	OFF	DEF	TOT							
11/10	Whitworth	*	17	1-3	.333	0-2	.000	1-2	.500	0	1	1	3	0	0	1	1	3	3.0
11/13	at Pitt	*	35	2-5	.400	0-3	.000	2-2	1.000	2	7	9	3	3	3	2	2	6	4.5
11/15	at Penn State	*	25	2-2	1.000	0-0	.000	2-2	1.000	0	7	7	3	0	3	1	2	6	5.0
11/20	vs. Oral Roberts	*	25	2-4	.500	0-0	.000	5-6	.833	4	1	5	3	0	0	0	2	9	6.0
11/21	vs. UC Santa Barbara	*	13	1-4	.250	0-0	.000	0-0	.000	0	1	1	2	0	2	0	1	2	5.2
11/26	Carroll	*	18	2-3	.667	0-0	.000	3-4	.750	1	3	4	3	2	1	0	0	7	5.5
11/29	at Stanford	*	27	0-3	.000	0-0	.000	0-0	.000	2	4	6	4	1	0	2	2	0	4.7
12/3	CSUN	*	15	2-3	.667	0-0	.000	0-0	.000	0	1	1	5	0	2	0	0	4	4.6
12/9	at Georgia State	*	21	1-4	.250	0-0	.000	2-3	.667	1	2	3	2	2	1	1	0	4	4.6
12/17	UC Riverside	*	28	3-4	.750	0-0	.000	0-0	.000	0	1	1	0	0	0	0	0	6	4.7
12/19	UC Irvine	*	21	1-3	.333	0-0	.000	0-0	.000	4	0	4	2	3	2	0	1	2	4.5
12/22	at Washington	*	22	1-5	.200	0-0	.000	0-0	.000	3	4	7	4	3	2	1	2	2	4.3
12/28	at Northern Arizona																		
12/30	at Southern Utah																		
1/4	North Dakota																		
1/6	Northern Colorado																		
1/11	at Sacramento State																		
1/13	at Portland State																		
1/20	at Montana State																		
1/25	Southern Utah																		
1/27	Northern Arizona																		
2/1	at Northern Colorado																		
2/3	at North Dakota																		
2/8	Portland State																		
2/10	Sacramento State																		
2/15	at Eastern Washington																		
2/17	at Idaho																		
2/24	Montana State																		
3/1	Weber State																		
3/3	Idaho State																		
3/6	Big Sky First Round																		
3/8	Big Sky Quarterfinals																		
3/9	Big Sky Semifinals																		
3/10	Big Sky Championship																		

## KRSLOVIC'S CAREER STATISTICS

SEASON	GP	GS	MIN	AVG	FG	FGA	PCT	3FG	3FGA	PCT	FT	FTA	PCT	OFF	DEF	TOT	AVG	PF	FO	AST	T/O	BLK	STL	PTS	AVG
2014-15	33	26	829	25.1	62	119	.521	0	0	.000	35	64	.547	58	98	156	4.7	83	3	35	33	19	36	159	4.8
2015-16	33	24	657	19.9	60	121	.496	0	2	.000	26	54	.481	55	83	138	4.2	87	3	48	43	10	22	146	4.4
2016-17	32	32	882	27.6	97	175	.554	0	0	.000	50	79	.633	72	134	206	6.4	99	6	46	49	20	38	244	7.6
2017-18	12	12	267	22.3	18	43	.419	0	5	.000	15	19	.789	17	32	49	4.1	34	1	14	16	8	13	51	4.3
<b>TOTAL</b>	<b>110</b>	<b>94</b>	<b>2635</b>	<b>24.0</b>	<b>237</b>	<b>458</b>	<b>.517</b>	<b>0</b>	<b>7</b>	<b>.000</b>	<b>126</b>	<b>216</b>	<b>.583</b>	<b>202</b>	<b>347</b>	<b>549</b>	<b>5.0</b>	<b>303</b>	<b>13</b>	<b>143</b>	<b>141</b>	<b>57</b>	<b>109</b>	<b>600</b>	<b>5.5</b>



# MONTANA BASKETBALL



## 24 | BOBBY MOOREHEAD

Junior | Guard | 6-7 | 182 | Tacoma, Wash. (Stadium H.S.)

### MINUTES

Season ..... 42, at Pitt (11/13/17)  
Career ..... Same

### POINTS

Season ..... 14, on three occasions  
Career ..... 24, at Idaho State (2/25/16)

### REBOUNDS

Season ..... 9, vs. Whitworth (11/10/17)  
Career ..... 10, at Wyoming (12/10/16)

### ASSISTS

Season ..... 3, vs. CSUN (12/3/17)  
Career ..... 3, on two occasions

### BLOCKS

Season ..... 2, on three occasions  
Career ..... 2, on four occasions

### STEALS

Season ..... 3, at Stanford (11/29/17)  
Career ..... Same

### FIELD GOALS

Season ..... 6, at Stanford (11/29/17)  
Career ..... 8, at Idaho State (2/25/16)

### FIELD-GOAL ATTEMPTS

Season ..... 17, at Stanford (11/29/17)  
Career ..... Same

### THREE-POINTERS

Season ..... 4, at Washington (12/22/17)  
Career ..... 8, at Idaho State (2/25/16)

### FREE THROWS

Season ..... 4, vs. CSUN (12/3/17)  
Career ..... Same

## 2017-18 GAME-BY-GAME STATISTICS

Date	Opponent	START	MIN	Total		3-Pointers		Free-Throws		Rebounds			PF	A	TO	BLK	STL	PTS	AVG
				FG-FGA	PCT	3FG-FGA	PCT	FT-FTA	PCT	OFF	DEF	TOT							
11/10	Whitworth	*	37	5-7	.714	2-3	.667	2-3	.667	3	6	9	3	1	0	0	1	14	14.0
11/13	at Pitt	*	42	5-8	.625	3-5	.600	1-2	.500	0	6	6	1	2	0	0	1	14	14.0
11/15	at Penn State	*	34	1-4	.250	0-3	.000	0-0	.000	0	2	2	1	2	3	1	2	2	10.0
11/20	vs. Oral Roberts	*	24	1-5	.200	1-5	.200	2-2	1.000	2	3	5	1	2	0	2	1	5	8.8
11/21	vs. UC Santa Barbara	*	35	3-8	.375	3-7	.429	0-0	.000	0	3	3	5	0	2	1	0	9	8.8
11/26	Carroll	*	31	5-9	.556	2-4	.500	0-0	.000	1	2	3	1	2	0	1	1	12	9.3
11/29	at Stanford	*	35	6-17	.353	3-10	.300	1-1	1.000	3	2	5	2	1	2	0	3	16	10.3
12/3	CSUN	*	39	1-7	.143	0-5	.000	4-4	1.000	1	2	3	3	3	0	0	1	6	9.8
12/9	at Georgia State	*	37	2-7	.286	2-7	.286	0-0	.000	0	7	7	2	0	0	2	1	6	9.3
12/17	UC Riverside	*	31	3-8	.375	2-5	.400	1-1	1.000	1	7	8	2	2	2	0	0	9	9.3
12/19	UC Irvine	*	32	2-4	.500	2-3	.667	1-2	.500	1	4	5	1	1	1	0	2	7	9.1
12/22	at Washington	*	35	5-11	.455	4-8	.500	0-0	.000	0	1	1	1	1	3	2	0	14	9.5
12/28	at Northern Arizona																		
12/30	at Southern Utah																		
1/4	North Dakota																		
1/6	Northern Colorado																		
1/11	at Sacramento State																		
1/13	at Portland State																		
1/20	at Montana State																		
1/25	Southern Utah																		
1/27	Northern Arizona																		
2/1	at Northern Colorado																		
2/3	at North Dakota																		
2/8	Portland State																		
2/10	Sacramento State																		
2/15	at Eastern Washington																		
2/17	at Idaho																		
2/24	Montana State																		
3/1	Weber State																		
3/3	Idaho State																		
3/6	Big Sky First Round																		
3/8	Big Sky Quarterfinals																		
3/9	Big Sky Semifinals																		
3/10	Big Sky Championship																		

## MOOREHEAD'S CAREER STATISTICS

SEASON	GP	GS	MIN	AVG	FG	FGA	PCT	3FG	3FGA	PCT	FT	FTA	PCT	OFF	DEF	TOT	AVG	PF	FO	AST	T/O	BLK	STL	PTS	AVG
2015-16	33	0	585	17.7	65	160	.406	48	123	.390	6	11	.545	8	58	66	2.0	47	0	20	21	3	8	184	5.6
2016-17	32	10	575	18.0	41	128	.320	27	93	.290	15	22	.682	10	81	91	2.8	69	3	18	19	9	10	124	3.9
2017-18	12	12	412	34.3	39	95	.411	24	65	.369	12	15	.800	12	45	57	4.8	23	1	17	13	9	13	114	9.5
<b>TOTAL</b>	<b>77</b>	<b>22</b>	<b>1572</b>	<b>20.4</b>	<b>145</b>	<b>383</b>	<b>.379</b>	<b>99</b>	<b>281</b>	<b>.352</b>	<b>33</b>	<b>48</b>	<b>.688</b>	<b>30</b>	<b>184</b>	<b>214</b>	<b>2.8</b>	<b>139</b>	<b>4</b>	<b>55</b>	<b>53</b>	<b>21</b>	<b>31</b>	<b>422</b>	<b>5.5</b>



## MONTANA BASKETBALL



## 32 | PETER JONES

Freshman | Forward | 6-8 | 225 | Seattle, Wash. (O'Dea H.S.)

**HIGH SCHOOL:** Is a 2017 graduate of O'Dea High School in Seattle, Wash. ... Played in 26 games as a senior, averaging 4.8 points per game... Helped his team advance to the state championship game as a junior... Also played for Seattle Pride... Was a three-time state-qualifier in the high jump, discus and hurdles.

**PERSONAL:** Born in Seattle, Wash. ... Parents are Donny and Theresa Jones... Has an older brother, Jeff... Majoring in business management... Also competing on Montana's track & field team.

## 2017-18 GAME-BY-GAME STATISTICS

Date	Opponent	START	MIN	Total		3-Pointers		Free-Throws		Rebounds			PF	A	TO	BLK	STL	PTS	AVG
				FG-FGA	PCT	3FG-FGA	PCT	FT-FTA	PCT	OFF	DEF	TOT							
11/10	Whitworth				DNP														
11/13	at Pitt				DNP														
11/15	at Penn State				DNP														
11/20	vs. Oral Roberts				DNP														
11/21	vs. UC Santa Barbara				DNP														
11/26	Carroll				DNP														
11/29	at Stanford				DNP														
12/3	CSUN				DNP														
12/9	at Georgia State				DNP														
12/17	UC Riverside				DNP														
12/19	UC Irvine				DNP														
12/22	at Washington				DNP														
12/28	at Northern Arizona																		
12/30	at Southern Utah																		
1/4	North Dakota																		
1/6	Northern Colorado																		
1/11	at Sacramento State																		
1/13	at Portland State																		
1/20	at Montana State																		
1/25	Southern Utah																		
1/27	Northern Arizona																		
2/1	at Northern Colorado																		
2/3	at North Dakota																		
2/8	Portland State																		
2/10	Sacramento State																		
2/15	at Eastern Washington																		
2/17	at Idaho																		
2/24	Montana State																		
3/1	Weber State																		
3/3	Idaho State																		
3/6	Big Sky First Round																		
3/8	Big Sky Quarterfinals																		
3/9	Big Sky Semifinals																		
3/10	Big Sky Championship																		

## JONES' CAREER STATISTICS

SEASON	GP	GS	MIN	AVG	FG	FGA	PCT	3FG	3FGA	PCT	FT	FTA	PCT	OFF	DEF	TOT	AVG	PF	FO	AST	T/O	BLK	STL	PTS	AVG
2017-18	0	0	0	0.0	0	0	-	0	0	-	0	0	-	0	0	0	0.0	0	0	0	0.0	0	0	0	0.0
<b>TOTAL</b>	<b>0</b>	<b>0</b>	<b>0</b>	<b>0.0</b>	<b>0</b>	<b>0</b>	<b>-</b>	<b>0</b>	<b>0</b>	<b>-</b>	<b>0</b>	<b>0</b>	<b>-</b>	<b>0</b>	<b>0</b>	<b>0</b>	<b>0.0</b>	<b>0</b>	<b>0</b>	<b>0</b>	<b>0.0</b>	<b>0</b>	<b>0</b>	<b>0</b>	<b>0.0</b>



## MONTANA BASKETBALL



## 33 | KELBY KRAMER

Freshman | Center | 6-10 | 220 | Rock Springs, Wyo. (Rock Springs H.S.)

**HIGH SCHOOL:** Is a 2017 graduate of Rock Springs High School in Wyoming... Rated as the second-best prospect in the state of Wyoming, according to MaxPreps... One of five players named to USA Today's All-USA Wyoming Boys Basketball Team... Also earned first-team all-conference and all-state recognition... As a senior, averaged 13.3 points, 11.1 rebounds and 3.0 blocks per game... He led the state for rebound and blocks and was the only 4A player to average a double-double... Helped his school to a 16-8 record and state runner-up finish... Also was a successful tennis player, placing as a top-four finisher at the Wyoming state tournament as a team captain... Held a 3.9 GPA.

**PERSONAL:** Born in Rock Springs, Wyo. ... Parents both played basketball in the state of Montana – his father played for Montana Tech and mother played for Rocky Mountain College in Billings... Major is computer science.

## 2017-18 GAME-BY-GAME STATISTICS

Date	Opponent	START	MIN	Total		3-Pointers		Free-Throws		Rebounds			PF	A	TO	BLK	STL	PTS	AVG
				FG-FGA	PCT	3FG-FGA	PCT	FT-FTA	PCT	OFF	DEF	TOT							
11/10	Whitworth				DNP														
11/13	at Pitt				DNP														
11/15	at Penn State				DNP														
11/20	vs. Oral Roberts				DNP														
11/21	vs. UC Santa Barbara				DNP														
11/26	Carroll				DNP														
11/29	at Stanford				DNP														
12/3	CSUN				DNP														
12/9	at Georgia State				DNP														
12/17	UC Riverside				DNP														
12/19	UC Irvine				DNP														
12/22	at Washington				DNP														
12/28	at Northern Arizona																		
12/30	at Southern Utah																		
1/4	North Dakota																		
1/6	Northern Colorado																		
1/11	at Sacramento State																		
1/13	at Portland State																		
1/20	at Montana State																		
1/25	Southern Utah																		
1/27	Northern Arizona																		
2/1	at Northern Colorado																		
2/3	at North Dakota																		
2/8	Portland State																		
2/10	Sacramento State																		
2/15	at Eastern Washington																		
2/17	at Idaho																		
2/24	Montana State																		
3/1	Weber State																		
3/3	Idaho State																		
3/6	Big Sky First Round																		
3/8	Big Sky Quarterfinals																		
3/9	Big Sky Semifinals																		
3/10	Big Sky Championship																		

## KRAMER'S CAREER STATISTICS

SEASON	GP	GS	MIN	AVG	FG	FGA	PCT	3FG	3FGA	PCT	FT	FTA	PCT	OFF	DEF	TOT	AVG	PF	FO	AST	T/O	BLK	STL	PTS	AVG
2017-18	0	0	0	0.0	0	0	-	0	0	-	0	0	-	0	0	0	0.0	0	0	0	0.0	0	0	0	0.0
<b>TOTAL</b>	<b>0</b>	<b>0</b>	<b>0</b>	<b>0.0</b>	<b>0</b>	<b>0</b>	<b>-</b>	<b>0</b>	<b>0</b>	<b>-</b>	<b>0</b>	<b>0</b>	<b>-</b>	<b>0</b>	<b>0</b>	<b>0</b>	<b>0.0</b>	<b>0</b>	<b>0</b>	<b>0</b>	<b>0.0</b>	<b>0</b>	<b>0</b>	<b>0</b>	<b>0.0</b>



## MONTANA BASKETBALL



# 40 | ADMIR BESOVIC

Freshman | Center | 7-0 | 240 | Sarajevo, Bosnia and Herzegovina (Virginia Episcopal School)

**MINUTES**

 Season ..... 5, at Stanford (11/29/17)  
 Career ..... Same

**STEALS**

 Season ..... -  
 Career ..... -

**POINTS**

 Season ..... 2, on two occasions  
 Career ..... Same

**FIELD GOALS**

 Season ..... 1, on two occasions  
 Career ..... Same

**REBOUNDS**

 Season ..... 1, on five occasions  
 Career ..... Same

**FIELD-GOAL ATTEMPTS**

 Season ..... 2, vs. CSUN (12/3/17)  
 Career ..... Same

**ASSISTS**

 Season ..... -  
 Career ..... -

**THREE-POINTERS**

 Season ..... -  
 Career ..... -

**BLOCKS**

 Season ..... 1, vs. Carroll (11/26/17)  
 Career ..... Same

**FREE THROWS**

 Season ..... -  
 Career ..... -

## 2017-18 GAME-BY-GAME STATISTICS

Date	Opponent	START	MIN	Total		3-Pointers		Free-Throws		Rebounds			PF	A	TO	BLK	STL	PTS	AVG
				FG-FGA	PCT	3FG-FGA	PCT	FT-FTA	PCT	OFF	DEF	TOT							
11/10	Whitworth	-	1	1-1	1.000	0-0	.000	0-0	.000	0	1	1	0	0	0	0	0	2	2.0
11/13	at Pitt	-		DNP															
11/15	at Penn State	-	0+	0-0	.000	0-0	.000	0-0	.000	0	0	0	0	0	0	0	0	0	1.0
11/20	vs. Oral Roberts	-	3	0-0	.000	0-0	.000	0-0	.000	0	1	1	1	0	0	0	0	0	0.7
11/21	vs. UC Santa Barbara	-	0+	0-0	.000	0-0	.000	0-0	.000	0	0	0	0	0	0	0	0	0	0.5
11/26	Carroll	-	1	0-0	.000	0-0	.000	0-0	.000	0	1	1	0	0	0	1	0	0	0.4
11/29	at Stanford	-	5	0-0	.000	0-0	.000	0-0	.000	1	0	1	3	0	1	0	0	0	0.3
12/3	CSUN	-	2	1-2	.500	0-0	.000	0-0	.000	1	0	1	1	0	0	0	0	2	0.6
12/9	at Georgia State	-	1	0-0	.000	0-0	.000	0-0	.000	0	0	0	0	0	0	0	0	0	0.5
12/17	UC Riverside	-	1	0-0	.000	0-0	.000	0-0	.000	0	0	0	0	0	0	0	0	0	0.4
12/19	UC Irvine	-		DNP															
12/22	at Washington	-		DNP															
12/28	at Northern Arizona	-																	
12/30	at Southern Utah	-																	
1/4	North Dakota	-																	
1/6	Northern Colorado	-																	
1/11	at Sacramento State	-																	
1/13	at Portland State	-																	
1/20	at Montana State	-																	
1/25	Southern Utah	-																	
1/27	Northern Arizona	-																	
2/1	at Northern Colorado	-																	
2/3	at North Dakota	-																	
2/8	Portland State	-																	
2/10	Sacramento State	-																	
2/15	at Eastern Washington	-																	
2/17	at Idaho	-																	
2/24	Montana State	-																	
3/1	Weber State	-																	
3/3	Idaho State	-																	
3/6	Big Sky First Round	-																	
3/8	Big Sky Quarterfinals	-																	
3/9	Big Sky Semifinals	-																	
3/10	Big Sky Championship	-																	

## BESOVIC'S CAREER STATISTICS

SEASON	GP	GS	MIN	AVG	FG	FGA	PCT	3FG	3FGA	PCT	FT	FTA	PCT	OFF	DEF	TOT	AVG	PF	FO	AST	T/O	BLK	STL	PTS	AVG
2017-18	9	0	14	1.6	2	3	.667	0	0	.000	0	0	.000	2	3	5	0.6	5	0	0	1	1	0	4	0.4
TOTAL	9	0	14	1.6	2	3	.667	0	0	.000	0	0	.000	2	3	5	0.6	5	0	0	1	1	0	4	0.4

