

*Griz*



**2012-13**

**MONTANA**

**MEN'S BASKETBALL**

**MEDIA GUIDE**

WE ARE  
**MONTANA**



# WE ARE M



## *Table of*

We are Montana.....	1-2	Assistant Kerry Rupp.....	23
Basketball Quick Facts.....	3-4	Meet the 2012-13 Grizzlies.....	24
Dahlberg Arena.....	5-6	All-america Candidates.....	25-26
Team Rosters/Media Rosters.....	7-9	Honors Candidates.....	27-30
Griz Media Information.....	10	Player Bios.....	31-40
Griz Media, Media Staff & Support Staff.....	11	2012-13 Opponents.....	41-50
2012-13 Griz Basketball Outlook.....	12-17	2011-12 Results and Stats.....	51
Grizzly Coaching Staff.....	18	2011-12 Stats.....	52-53
Head Coach Wayne Tinkle.....	19-20	2011-12 Box Scores.....	53-62
Assistant Coach Jono Metzger-Jones.....	21	Big Sky Conference.....	63-67
Assistant Coach Freddie Owens.....	22	Griz Records.....	68





## *Contents*

Griz Leaders.....	69-73
1,000-Point Club.....	73-75
All-Americans/All-Conference.....	75
Awards and Hall of Fame.....	75
Awards.....	76-78
Hall of Fame.....	79
Griz Lettermen.....	80-85
Year-by-Year Results.....	86
Coaching Records.....	87-88
Results, 1901-2011.....	89-105
Post Season.....	106-108

BracketBusters 2012.....	109
Griz Facilities & Staff.....	110-115





Head coach Wayne Tinkle



Junior forward Kareem Jamar



## ***Did you know that....***

.... He has an overall record of 116-71 (.620). His 116 career victories are the fourth most in school history.

.... Tinkle was named the Big Sky Conference Coach of the Year and the The National Association of Basketball Coaches Division I All-District 6 "Coach of the Year."

.... The Grizzlies played in the NCAA tournament for the second time in three seasons in 2011-12.

.... Including the 2010-11 CBI tournament berth the Griz have played in three straight post-seasons.

.... 2011-12 was the third consecutive 20+ win season for the Grizzlies.

.... Kareem Jamar scored Montana's first triple-double in 20 years when he scored 21 points, 11 rebounds, and 11 assists in a 94-79 win over Hawaii.

.... Jamar was named to the first team all-conference team and was the Big Sky tournament MVP.

.... The Grizzlies' 25 victories a year ago were the third most in school history.

...The Grizzlies 2012-13 schedule features 14 home games, and 10 of those will be Big Sky contests in the expanded, 11-team league.



# Grizzly Basketball Quick Facts

.... Mathias Ward scored 23 points in the title game against Weber State and was named to the all-tournament team.

.... Ward is currently working on his second master's degree.

.... Montana has had 10 Academic all-Americans since 1980, the Big Sky Conference has had a total of 22 in that time.

.... Will Cherry was named to both the Lou Henson and the collegeinsider.com Mid-Major all-American teams for the 2011-12 season.

.... Cherry was named the 2011-12 Big Sky Defensive MVP.

.... Cherry was a unanimous selection for the Big Sky all-conference first team. It was his second straight selection to the team.

.... He begins his senior year as the all-time leader in school history with 223 career steals, is 11th in career assists, and 14th in career scoring with 1,191 points.

.... His 223 career steals rank him fifth in Big Sky Conference history, and he needs 61 more to pass the all-time leader.



Senior forward Mathias Ward



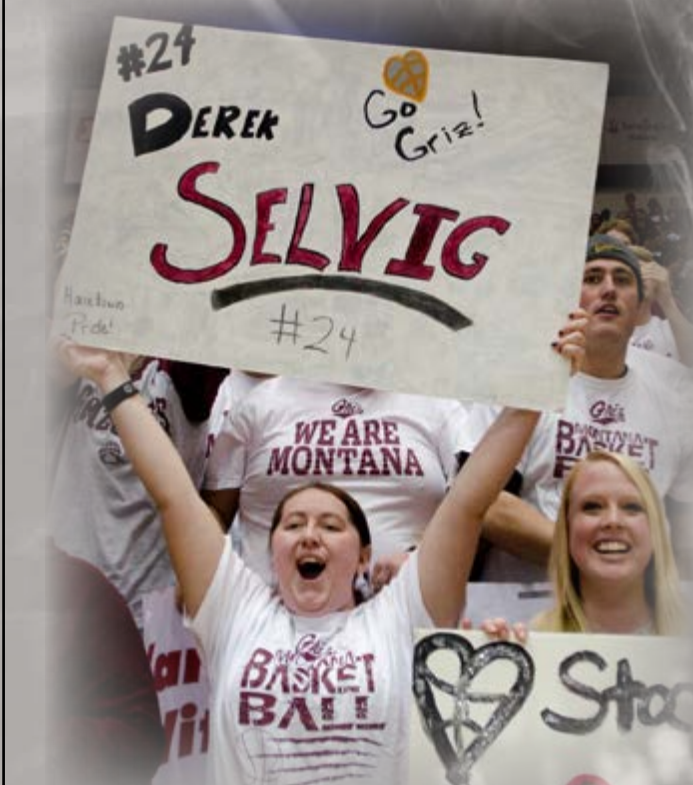
Senior guard Will Cherry



First opened in 1953 as the Harry Adams Field House and named after famed athletic director, head track and field coach, and assistant football coach, the field house had a two-year renovation in 1999, opening as the Adams Events Center.

Along with being the home of The University of Montana Athletic Department, the Adams Center also hosts concerts with such famous acts as Elton John, Sting, Bob Dylan, James Taylor, Pearl Jam, and Wilco; the University and local high school graduations; trade shows, among other activities. Dahlberg Arena, the home of the Griz and Lady Griz, has a capacity of 7,321.

Along with an expansion of facilities, concessions and rest rooms, theater style seating was added. Two new practice gyms (WAG and EAG) were added to the venue along with a 7,000 square foot weight room, 4,500 square foot athletic treatment center, academic center and meeting rooms.





## Adams Center - Dahlberg Arena

The women's locker room was expanded along with the equipment room. In 2004 a wide screen Griz Vision TV was added on the north end of the arena and a central scoreboard was added above the floor.

The University of Montana also replaced its portable sports floor with a new permanent state of the art maple sports floor. The new floor is 15,000 square feet. The floor is called the FOCUS and is manufactured by Connor Sports Floors and was installed by Northern Hardwood of Deer Park, Wash. The floor is a fixed resilient sectional channel system with a plywood panel subfloor and a continuous recessed lineal padding, featuring Nike grind material.

The floor is 2001 DIN compliant, which means it meets or exceeds all athletic performance qualities as measured by DIN. DIN testing measures the floors performance in four specific categories:

- **Ball rebound:** Measures the basketball's response off the sports floor system as compared to the ball's response of concrete (Fast play and quick response).
- **Shock Absorption:** Measures the flooring system's ability to absorb impact forces normally absorbed by the athlete when landing on a hard surface (User friendly and comfortable).
- **Vertical Deflection:** Measures the floor system's downward movement during the impact of an athlete landing on the surface (user friendly and comfortable).
- **Area Deflection:** Measures the floor system's ability to contain the deflected area under an athlete's impact, measured within 0" of the impacted area (Insures resilience for all athletes).
- **DIN and DIN 2001** what is the difference? For DIN compliance an Average of all test points must comply with DIN levels. For DIN 2001 compliance ALL test points must comply, guaranteeing uniformity of the flooring system.

### Home Game Attendance

Year	G	Attendance	Avg.
2011-12	18	72,095	4,005
2010-11	14	57,104	4,079
2009-10	16	54,108	3,382
2008-09	15	55,691	3,713
2007-08	13	54,986	4,230
2006-07	16	64,653	4,041
2005-06	14	69,680	4,978
2004-05	14	48,608	3,472
2003-04	14	50,468	3,605
2002-03	14	62,872	4,491
2001-02	13	47,686	3,668
2000-01	15	53,529	3,569
1999-00	16	69,952	4,372
1998-99*	15	27,672	2,306
1997-98	15	66,828	4,455
1996-97	16	71,804	4,787
1995-96	16	85,229	5,290
1994-95	16	91,013	5,688
1993-94	16	96,751	6,047
1992-93	16	105,764	6,623
1991-92	18	126,613	7,034
1990-91	18	110,782	6,155
1989-90	17	95,020	5,589
1988-89	17	109,074	6,416
1987-88	16	105,176	6,574
1986-87	17	103,484	6,087
1985-86	14	96,440	6,889
1984-85	18	124,474	6,915
1983-84	16	110,020	6,876
1982-83	18	133,134	7,396
1981-82	15	111,539	7,438
1980-81	12	92,095	7,675
1979-80	14	90,188	6,422
1978-79	13	101,645	7,819
1977-78	15	118,948	7,930
1976-77	13	91,847	7,065
1975-76	14	93,327	6,666

\*Home games played in Missoula Sentinel High School gym

### DAHLBERG ARENA RECORDS

#### Most Points By Individual

42, Wayne Estes, Utah State, 1964

#### Most Points By UM Player

40, M. R. Richardson vs. Montana State, 1976

#### Most Points By UM

111 vs. Idaho State, 1966

#### Most Points By Team Other Than UM

111 by Oral Roberts, 1971

#### Highest Attendance - Game

9,540 vs. Montana State, February 28, 1981

#### Highest Attendance - Season

7,932 average, 1977-78



## 2012-13 Grizzly Basketball Numerical Roster

No.	Name	Year/Exp.	Pos.	Ht.	Wt.	Hometown (Last School)
0	Morgan Young	RS FR/RS	G	6-0	180	Lustre, Mont. (Lustre Christian HS)
2	Kevin Henderson	SO/1V	F	6-5	190	Auburn, Wash. (Auburn HS)
5	Will Cherry	SR/3V	G	6-1	177	West Oakland, Calif. (McClymonds HS)
10	Jordan Gregory	SO/1V	G	6-2	183	Pueblo, Colo. (Pueblo East)
12	Jake Wiley	FR/HS	F	6-6	205	Newport, Wash. (Newport)
15	Nick Emerson	RS FR/RS	F	6-5	200	Columbia Falls, Mont. (Columbia Falls HS)
20	Keron DeShields	SO/1V	G	6-2	177	Baltimore, Md. (Vermont Academy)
24	Spencer Coleman	JR/JC	F	6-6.5	210	Eugene, Ore. (Eastern Arizona JC)
32	Kareem Jamar	JR/2V	G-F	6-5	210	Venice, Calif. (Westchester)
33	Michael Weisner	RS SO/1V	F	6-7	195	Walla Walla, Wash. (Walla Walla)
40	Mathias Ward	SR/3V	F	6-7	236	Gig Harbor, Wash. (Gig Harbor)
41	Andy Martin	FR/HS	C	7-0	225	Casper, Wyoming (Natrona County)
45	Eric Hutchison	JR/2V	C	6-9	236	Longview, Wash. (Mark Morris)


**Morgan  
Young**


G, 6-0, Fr, RS  
Lustre, Mont.

0


**Kevin  
Henderson**

F, 6-5, So, 1V  
Auburn, Wash.

2


**Will  
Cherry**

G, 6-1, Sr, 3V  
Oakland, Calif.

5


**Keron  
DeShields**

G, 6-2, So, 1V  
Baltimore, Md.

20


**Spencer  
Coleman**

F, 6-6.5, Jr, JC  
Eugene, Ore.

24


**Kareem  
Jamar**

G-F, 6-5, Jr, 2V  
Venice, Calif.

32



**Eric  
Hutchison**

C, 6-9, Jr, 2V  
Longview, Wash.

45


**Wayne  
Tinkle**

Univ. of Montana  
2005

**Head Coach**

**Jono  
Metzger-Jones**

Univ. of Pacific  
2002

**Asst. Coach**



# Team Roster

## 2012-13 Grizzly Basketball Roster Breakdown

By Position	By Experience	By Height	By State
Guards.....4	3V.....2	7-0.....1	California.....2
Forward.....8	2V.....2	6-9.....1	Colorado.....1
Center.....2	1V.....4	6-7.....2	Maryland.....1
	JC.....1	6-6.5.....1	Montana.....2
<b>By Class</b>	RS.....2	6-6.....1	Oregon.....1
	HS.....2	6-5.....3	Washington.....5
Senior.....2		6-2.....2	Wyoming.....1
Junior.....3		6-1.....1	
Sophomore.....4		6-0.....1	
Freshman.....4			



**Jordan Gregory**

G, 6-2, So, 1V  
Pueblo, Colo.

**10**



**Jake Wiley**

F, 6-6, Fr, HS  
Newport, Wash.

**12**



**Nick Emerson**

F, 6-5, Fr, RS  
Columbia Falls, Mont.

**15**



**Mike Weisner**

F, 6-7, So, 1V  
Walla Walla, Wash.

**33**



**Mathias Ward**

F, 6-7, Sr, 3V  
Gig Harbor, Wash.

**40**



**Andy Martin**

C, 7-0, Fr, HS  
Casper, Wyo.

**41**



**Freddy Owens**

Univ. of Wisconsin  
2004

**Asst. Coach**




**Kerry Rupp**

Southern Utah  
1977

**Asst. Coach**







### STARTERS RETURNING (3)

No.-Name,	Yr.,	Pos.,	Ht.,	Wt.,	Exp.	GP-GS	PPG	RPG	FG%	3-FG%	FT%	Ast.	St.
5-Will Cherry	Sr.	G	6-1	177	3V	32-32	15.8	3.9	.445	.372	.781	105	83
32-Kareem Jamar	Jr.	F	6-5	210	2V	32-32	13.6	5.6	.476	.441	.681	118	36
40-Mathias Ward	Sr.	F	6-7	236	3V	32-32	10.9	3.9	.538	.526	.784	19	10

### STARTERS LOST (2)

No.-Name,	Yr.,	Pos.,	Ht.,	Wt.,	Exp.	GP-GS	PPG	RPG	FG%	3-FG%	FT%	Ast.	St.
1-Art Steward	Sr.	F	6-4	210	2V	32-32	9.5	4.6	.528	.432	.680	43	33
24-Derek Selvig	Sr.	C	7-0	230	4V	29-26	9.1	6.1	.402	.437	.711	87	29

### ADDITIONAL LETTERMEN LOST (3)

No.-Name,	Yr.,	Pos.,	Ht.,	Wt.,	Exp.	GP-GS	PPG	RPG	FG%	3-FG%	FT%	Ast.	St.
12-Jordan Wood	Sr.	G	6-3	200	2V	25-0	1.4	1.0	.333	.222	.000	15	9
22-Shawn Stockton	Sr.	G	6-2	195	4V	32-0	3.6	1.3	.451	.241	.650	23	16
50-Billy Reader	Fr.	C	6-9	217	1V	12-0	5.1	2.8	.551	.000	.636	6	0

### RETURNING LETTERMEN (5)

No.-Name,	Yr.,	Pos.,	Ht.,	Wt.,	Exp.	GP-GS	PPG	RPG	FG%	3-FG%	FT%	Ast.	St.
2-Kevin Henderson	So.	G	6-5	190	1V	20-0	1.8	1.0	.400	.143	.818	2	3
10-Jordan Gregory	So.	G	6-2	183	1V	18-0	0.7	0.2	.211	.222	.500	4	2
20-Keron DeShields	So.	G	6-2	177	1V	27-0	1.7	0.3	.341	.364	.800	6	4
33-Mike Weisner	So.	F	6-7	195	1V	22-0	1.5	0.9	.364	.278	.800	5	2
45-Eric Hutchison	Jr.	C	6-9	236	2V	26-8	1.8	1.8	.630	.000	.667	0	2

### RETURNING REDSHIRT (2)

No.-Name,	Yr.	Pos.	Ht.	Wt.
0-Morgan Young	Fr.	G	6-0	180
15-Nick Emerson	Fr.	F	6-5	200



# Montana Media Information

## Interviews

All player and coaching staff interviews must be made through Dave Guffey at least one day in advance to assure a time slot. Players and coaches are not available before games.

## Services

The UM Sports Information Department provides rosters, releases and updated statistics prior to every game at the Dahlberg Arena press row. Printed box scores will also be available for media during and immediately following the completion of home games. A complete box score will be faxed and e-mailed to media outlets and competing schools after the conclusion of each match.

## Parking

Parking passes will be issued to media upon request.

## Photographers

Photographers are limited to the marked areas along sidelines and baselines in accordance with NCAA guidelines. Photographers will not be allowed in team bench areas or behind the official scorer's table.

## Practices

Media is allowed at Griz basketball practice when proper notice has been given. Please call (406-243-5402) or e-mail (guffeydb@mso.umt.edu) Dave Guffey to check practice status (open or closed), as well as time and location.

## Postgame

Following a 10-minute cooling-off period, head coach Wayne Tinkle and Grizzly basketball players will be available to the media. Interviews are to take place outside the team locker room or down on the Dahlberg Arena floor. A member of the UM Sports Information Department will be available to assist in arranging postgame interviews as needed.



## Covering the Griz

### KGVO RADIO 1290 AM and 101.5 FM

#### Mick Holien, The Voice of the Grizzlies

Mick Holien is in his 20th year as the "Voice of the Grizzlies" and his 28th season overall as the play-by-play announcer at The University of Montana for KXGZ Radio (Griz Country 101.5 FM) and KGVO Radio (1290 AM).

He has been selected the National Sportswriters and Sports Broadcasters Association's "Montana Sports Broadcaster of the Year" 12 times. Holien resides in Polson. Mick has two children, a son, Chris, and a daughter, Stephanie Landers, and five grandchildren.



#### Greg Sundberg, Color (Home Games)

Greg Sundberg is going into his 10th season at the Grizzly Scholarship Association (GSA) and is in his seventh season as the executive director. He is entering his fifth year as basketball color commentator for all home games.

Greg graduated from UM with a Bachelor of Science degree in business administration with a minor in communications and a Masters degree in business administration. He and his wife Jaclyn have two sons.



### MISSOULIAN

#### Bob Meseroll, Sports Editor

Bob Meseroll is in his 22nd year as the sports editor of the Missoulian and has been the Grizzly basketball beat writer for the past 15 seasons.

Meseroll, a native of New Jersey, graduated from the University of Wisconsin in 1981. Prior to joining the Missoulian's staff, Meseroll worked at the Billings Gazette, Idaho Falls Post-Register and Miles City Star.



### Social Media

Connect with Grizzly basketball on a whole new level by following the Griz on Facebook, Twitter, Youtube and Instagram. Wherever the Grizzlies are you'll have the latest news, photos and videos as well as exciting promotions.



facebook.com/umgrizzlies



@umgrizzlies



youtube.com/gogrizzdot-com



@umgrizzlies



**Newspapers****Missoulian**

Missoula, Montana  
 Bob Meseroll, Sports Editor  
 Phone: (406) 523-5265  
[sportsdesk@missoulian.com](mailto:sportsdesk@missoulian.com)  
[www.missoulian.com](http://www.missoulian.com)

**Billings Gazette**

Billings, Montana  
 Mike Zimmer, Sports Editor  
 Phone: (406) 657-1291  
[sports@billingsgazette.com](mailto:sports@billingsgazette.com)  
[www.billingsgazette.com](http://www.billingsgazette.com)

**Daily Interlake**

Kalispell, Montana  
 Dave Lesnick, Sports Editor  
 Phone: (406) 755-7000  
[sports@dailyinterlake.com](mailto:sports@dailyinterlake.com)  
[www.dailyinterlake.com](http://www.dailyinterlake.com)

**Great Falls Tribune**

Great Falls, Montana  
 Sports Editor  
 Phone: (406) 791-1470  
[tribsports@sofast.net](mailto:tribsports@sofast.net)  
[www.greatfallstribune.com](http://www.greatfallstribune.com)  
 Independent Record

**Helena, Montana**

Sports Editor  
 Phone: (406) 447-4065  
[irsports@helena.com](mailto:irsports@helena.com)  
[www.helenair.com](http://www.helenair.com)

**Montana Kaimin**

The University of Montana  
 Phone: (406) 243-4020  
[editor@kaimin.org](mailto:editor@kaimin.org)  
[www.montanakaimin.com](http://www.montanakaimin.com)

**Ravalli Republic**

Hamilton, Montana  
 Sports Editor  
 Phone: (406) 363-3300  
[www.ravallirepublic.com](http://www.ravallirepublic.com)

**Television****KECI-TV (NBC)**

Missoula, Montana  
 Vince Bagby, Sports Director  
 Phone: (406) 721-5642  
[zborg@keci.com](mailto:zborg@keci.com)  
[www.nbcmontana.com](http://www.nbcmontana.com)

**KPAX-TV (CBS)**

Missoula, Montana  
 Derek Buerkle, Sports Director  
 Phone: (406) 542-4455  
[derek@kpax.com](mailto:derek@kpax.com)  
[www.kpax.com](http://www.kpax.com)

**KTMF (ABC/Fox)**

Missoula, Montana  
 Domini Sheldon, Sports Director  
 Phone: (406) 251-1360  
[conn@maxmontana.com](mailto:conn@maxmontana.com)  
[www.abcmontana.com](http://www.abcmontana.com)

**Radio****KBGA-FM**

The University of Montana  
 Phone: (406) 243-6426  
[sports@kbga.com](mailto:sports@kbga.com)  
[www.kbga.com](http://www.kbga.com)

**KGVO-AM/KENR-FM**

Missoula, Montana  
 Sports Director  
 Phone: (406) 523-9809  
[www.kgvo1290.com](http://www.kgvo1290.com)

**Northern Sports Network**

Billings, Montana  
 Rocky Erickson, Sports Director  
 Phone: (406) 252-6661  
[rerickson@northernbroadcasting.com](mailto:rerickson@northernbroadcasting.com)  
[www.northernbroadcasting.com](http://www.northernbroadcasting.com)

**Wire Service****Associated Press**

Helena, Montana  
 Amy Hanson  
 Phone: (800) 221-0094  
[ahanson@ap.org](mailto:ahanson@ap.org)  
[www.ap.org/montana/](http://www.ap.org/montana/)

**SPORTS INFORMATION OFFICE****Dave Guffey**

Associate A.D.,  
 External & Media Relations

35th year

(406) 243-5402 - O • 370-9435 - C

[guffeydb@mso.umt.edu](mailto:guffeydb@mso.umt.edu)

BB Press row phone - 406-243-4281

Mailing address:

The University of Montana  
 Sports Information  
 32 Campus Drive/Hoyt Athletic Complex  
 Missoula, MT 59812

**SPORTS INFORMATION STAFF**

**Joel Carlson**  
 Assistant Sports  
 Information Director



**Renee Valley**  
 Media Editor



**Jerek Wolcott**  
 Sports Information  
 Staff

**BASKETBALL SUPPORT STAFF**

**Dennis Murphy**  
 Head Certified  
 Athletic Trainer



**Matt Erickson**  
 Director of  
 Basketball Operations



**Julie Tonkin**  
 Program Coordinator

**BASKETBALL MANAGERS**

**Garrett  
 Willard**



**Schulyer  
 Watt**



**Joey Petschl**



**Kramer  
 Ungaretti**



**Jonathon  
 Welch**



# The 2012-13 Outlook





# Season Outlook

Coach Wayne Tinkle



## **DEFENDING LEAGUE CHAMPS RETURN THREE STARTERS THIS SEASON**

MISSOULA, MONTANA – The proverbial “X” will be on the backs of the defending league champion University of Montana Grizzlies’ 2012-13 basketball team this season as they compete in the expanded, 11-team Big Sky Conference.

Any why not? The Griz are coming off their third straight 20-win season, a league championship and subsequent NCAA tournament berth.

Montana has gone 68-28 overall and 37-11 in the Big Sky the past three seasons.

Montana returns three starters from that 25-7 squad that set a league record by winning 15 Big Sky games en route to a 15-1 conference slate. The Grizzlies’ 25 victories a year ago were the third most in school history.

That 15-1 Big Sky finish meant Montana earned an auto-

matic berth into one of the league’s post-season tournament semifinal games, but more importantly it also gave the Griz the host role for the tourney.

UM went on to beat Eastern Washington 74-66 in the semis, and then it faced Weber State in the championship contest. A week earlier the Grizzlies beat (66-51) the Wildcats in Missoula for the Big Sky’s regular-season title. Montana beat WSU 85-66 in the championship game. Montana lost 73-49 to 13th-ranked Wisconsin in a first-round NCAA game, but prior to that setback they had won 14 games in a row and 20 of their last 22.

Those starters are senior guard Will Cherry (6-1, 177), junior guard Kareem Jamar (6-5, 210), and senior forward Mathias Ward (6-7, 236).

Both returning guards were first team all-league selections last season, although Cherry, who led the Griz in scoring (15.8 ppg) as a junior, recently suffered a foot injury and is expected to be out at least six to eight weeks. Jamar was UM’s second leading scorer (10.9 ppg) and rebounder (5.6 rpg). Ward was third on the team in scoring at 10.9 points a game. Cherry, UM’s all-time leader in career steals (223), was ranked sixth in the NCAA in steals last year with 2.59 a game.





## Season Outlook

Sophomore guard Jordan Gregory



Cherry and Jamar were both named to the Big Sky's first team, while Cherry was tabbed the league's "Defensive Player of the Year." Ward was named to the league's post-season all-tournament team.

UM's two key losses were forwards Art Steward (6-4, 210) and Derek Selvig (7-0, 230), who were Montana's fourth and fifth leading scorers, at 9.5 and 9.1 points per game. Both players were honorable mention all-league selections.

Also returning are junior center Eric Hutchison (6-9, 230), sophomore forwards Mike Weisner (6-7, 185) and Kevin Henderson (6-4, 190), and sophomore guards Keron DeSheilds (6-2, 177) and Jordan Gregory (6-2, 185).

The Griz added one player from the junior college ranks in forward Spencer Coleman (6-6 ½, 210). Redshirt freshman forward Nick Emerson (6-5, 200), and prep signees Andy Martin (7-0, 225) and Jake Wiley (6-7, 190), could be counted on this season as well, especially because of the pre-season injury to Cherry.

"We've got a lot of adversity early in the year, but we've got to deal with it; and it may be a very good thing for us," said Tinkle, who is ranked fourth in school history with 116 wins. "Maybe this will help us develop a little bit of an edge. We will be stronger because of it if we react the right

way down the stretch. We can't control whose out there at this point; we've got to get those guys better and get them ready.

"I know most of the other teams in the league are vastly improved," Tinkle said. "Yes we're going to have the target on our back, but that's okay. I think that will help create the hunger that the team had a year ago. It's going to be challenging. There's a reason why there's not that many repeat champions. Certainly that's a goal of ours, but we know there are some good teams ahead of us, and we're dealing with some adversity."

Sophomore guard Keron DeSheilds



### **TINKLE TALKS ABOUT THE GRIZ POSITION-BY-POSITION**

Hutchison, who started in eight games last season, could be counted on to start in the middle. He played in 26 games and averaged just 7.2 minutes per game, was an efficient



# Season Outlook

scorer at 63.0 percent from the field, but only attempted 27 shots.

“What we feel like we had going into the year was diversity and interchangeable parts,” Tinkle said. “‘Hutch’ is going to be called upon to give us a lot more this year. He’s really had a great off-season. He’s a lot stronger; he’s athletic, and he’s in great shape.

“We probably won’t be able to redshirt Andy Martin, who we felt could really benefit from a redshirt year, but he’s going to be called upon down there,” Tinkle said. “He’s a big 7-footer who works hard. He’s a little raw right now, but he’s getting better every day.”

## CENTER

Eric Hutchison, 6-9, 245, Jr., 2V: 1.8 ppg, 1.8 rpg  
Andy Martin, 7-0, 223, Fr., HS: 9.0 ppg, 6.0 rpg, 2.3 blk pg (2011-12 prep stats)



Junior center Eric Hutchison

“We could play Mathias, who I think is the most experienced returning post player in the league,” he said. “We know how talented he is, and we are really looking forward to him to start like he finished last year, and carry the load. He can play the four spot as well. We’ve got guys like Michael Weisner and Spencer Coleman if we want to go a little smaller and play the four spot and stretch the defense because they can shoot and put the ball on the floor. Cole-

man averaged more than 15 points and seven rebounds at Eastern Arizona College last season.

“Kareem Jamar can play multiple positions,” Tinkle said. “He might have to start at the point early on. That will depend upon the development of Keron and Jordan Gregory there. Those guys had great off-seasons as well.

“We’re going to have some options,” Tinkle continued. “Kevin Henderson is a guy who played some early last year and continues to mature, and will need to continue along those lines. It’s not like we have all new players. We’ve got some guys who have had various levels of experience.

“Jake Wiley is another guy who it would have been great to redshirt, but he’s so darn athletic and plays so hard, he’s going to have to give us some minutes. It’s going to be different. We’re going to have a lot of new faces out there, but we are certainly excited for the challenge ahead.”

## FORWARD

Spencer Coleman, 6-6 ½, 198, Jr., JC: 15.1 ppg, 7.3 rpg  
Nick Emerson, 6-5, 206, Fr., RS: 18.0 ppg, 6.0 rpg (2010-11 prep stat)  
Kevin Henderson, 6-4, 208, So., 1V: 1.89 ppg, 1.0 rpg  
Mathias Ward, 6-7, 228, Sr., 3V: 10.9 ppg, 3.9 rpg, 53.8 FG%  
Mike Weisner, 6-7, 195, S., 1V: 1.0 ppg, 0.9 rpg



Senior forward Mathias Ward



## Season Outlook

With Cherry's playing status unknown going into the season, Tinkle and his coaching staff of Jonathan Metzger-Jones, Freddie Owens, and Kerry Rupp may have to find three new starters and establish roles for the returning players and newcomers.

"Obviously going into this year we were hoping both of our guards would be healthy and we knew that it would be one of the better back-courts around," Tinkle said. "But in Will's absence Kareem's got to really step up his leadership role, and help those young guys come along.

"As I said earlier, Jordan and Keron had great off-seasons, but we need them to really mature quickly," Tinkle said. "It's not a question of their skill or ability; it's their mentality and we've got to bring that along.

"We certainly feel like those guys may bring some things to the table that Will didn't have," he said. "Now we know what Will brought to the table defensively, which was do a lot of things defensively that turned to offense. We're going to have to tweak and continue to evaluate this team as we approach November and our games, to see what kind of schemes will give us the best chance to win."

### GUARD

Will Cherry, 6-1, 181, Sr., 3V: 15.8 ppg, 3.9 rpg, 3.3 apg, 2.6 stl pg, 78.1 FT%

Keron DeShields, 6-2, 182, So., 1V: 1.7 ppg, 80 FT%

Jordan Gregory, 6-2, 188, So., 1V: 0.7 ppg, 0.2 rpg

Kareem Jamar, 6-5, 210, Jr., 2V: 13.6 ppg, 5.6 rpg, 3.7 apg, 44.1 3PT%

Morgan Young, 6-0, 180, Fr., RS: 20.0 ppg, 6.0 rpg (2010-11 prep stats)



Senior guard Will Cherry



Junior guard/forward Kareem Jamar

### THE SCHEDULE

The Grizzlies 2012-13 schedule features 14 home games, and 10 of those will be Big Sky in the expanded, 10-team league. They make their seasonal debut, hosting Lewis and Clark in an exhibition game on Nov. 1.

Montana's four-game, non-league slate consists of Minot State (Nov. 14), University of San Diego (Nov. 24), Carroll College (Dec. 8), and South Dakota State (Dec. 15).

"It's going to be a challenging schedule," said Tinkle. "It was really hard to fill our schedule. We just couldn't find teams that wanted to come to Missoula.

"San Diego is a return from a home-and-home, and they've got everyone back from a team that really progressed last year," Tinkle said. "South Dakota State won 27 games and went to the NCAA tournament, and also have about everyone back (including 6-4 senior guard Nate Wolters, an honorable mention All-American who led SDSU with 21.2 points a game last season).

Montana has a formidable non-league road schedule, starting with its opener on Nov. 9 at Colorado State. The Griz also play at Idaho, BYU, and the University of San Francisco.





Sophomore forward Mike Weisner

"We open at Colorado State with its new coach Larry Eustachy, and they return everybody from a really good team (20-12)," Tinkle said. "Then we are at Idaho, which has some new players, and that will be a tough one. AT BYU – we all know how good (26-9 last year) they are; and we are playing them in the Energy Solutions Arena, where the Jazz play in Salt Lake City. And then USF, who we don't know too much about.

"It's going to be a challenge, but that's what we wanted for this team," Tinkle continued. "We approach the pre-season pretty much like all exhibition games – it's preparation for conference. Yes, we want to win games, but more importantly we want to prepare ourselves for what we know is ahead in the Big Sky race."

With the addition of North Dakota and Southern Utah, league games begin even earlier than in the past, as the Griz play at Northern Arizona on Dec. 19, and then at Sacramento State on Dec. 21, before taking a week-plus break before resuming Big Sky play on Jan. 3 at home against Eastern Washington.

"It's a little different starting in the league before Christmas and then we have a really long break," Tinkle said. "Northern Arizona has a new staff and they're excited down there and they have some good young players. I think Sac could be one of the most improved teams in the league this year.

"Right away we're tested on the road beginning at Colorado State, and then we're going to be tested at the beginning of league play heading out on the road at NAU and Sac," he said. "There are a lot of things up in the air about our squad, and it's going to be interesting to see how we can develop in those early weeks.

"When you are talking about 20 league games – that's going to be brutal," Tinkle said. "Especially when you look to where we have to travel to and figure that in.

"I think Northern Colorado has got a lot of good, young kids back and they've added some good recruits – so look for them to really chase again," Tinkle said. "North Dakota, coming into the league has some nice talent. I don't know much about Southern Utah, but we will as we move forward. Montana State has a lot of guys back and really have some scorers there. Portland State lost a lot, but they have some key guys back, and Eastern will be in the mix as well.

"It's going to be one of the more competitive years in the Big Sky, and it seems like we've said that a lot lately," Tinkle said. "But, we've been able to win, shoot 27 I think league games the past two years, and we like what we have and we know it's going to be a challenge.

"More than ever, I think this is going to be a year about patience, especially with what we are dealing with here early on," he said. "I think this group is very confident that if we stay on page and continue to progress from day-to-day, we'll be where we need to be by the time February and March roll around."





# The 2012-13 Grizzly Coaches





# Wayne Tinkle

***Head Coach***  
***Seventh Season at Montana***  
***116-71 overall***  
***66-30 BSC***



Wayne Tinkle is beginning his seventh season as the head coach at The University of Montana in 2012-13. He has an overall record of 116-71 (.620). His 116 career victories are the fourth most in school history. In 2011-12 he guided Montana to its second trip to the "Big Dance" in his tenure, as the 13th-seeded Grizzlies played the fourth-seeded and 14th-ranked (Associated Press) Wisconsin Badgers in a second round NCAA Tournament game in Albuquerque, N.M.

Tinkle's Griz teams have now won 20 or more games the past three years in a row, going 22-10, 21-11, and 25-7 this past season. He is 66-30 (.688) in Big Sky games.

With its NCAA berth in 2012, Montana and Coach Tinkle have now advanced to post-season play a school-record three straight seasons. He is one of just three coaches in school history to win 20 or more games in three straight seasons. Montana's 15 victories in Big Sky games in 2011-12 are a school record,

as is UM's 7-1 league road record.

Montana's 25 victories in the 2011-12 season are the third most in school history. He was recognized for the Grizzlies' success in 2012, as he was named the NABC Division I All-District 6 "Coach of the Year" by The National Association of Basketball Coaches (NABC), as selected by his peers.

"Tinks" was chosen the Big Sky Conference "Coach of the Year" in 2011-12 by his peers. He is just the fifth coach ever at Montana (since 1963) to be named the Big Sky's coach of the year.

Two seasons ago Tinkle guided Montana to a 21-11 record and a berth in the College Basketball Invitational (CBI) Tournament. Three seasons ago, the Griz went 22-10, won the league's post-season tourney, and advanced to the NAAs, losing 62-57 to New Mexico.



## Coach Profiles



Coach Tinkle has now been to the NCAA tournament a total of five times – two as the head man and three times as an assistant coach at Montana.

His NCAA trips came in 2009-10 and 2011-12 as the head man against New Mexico and Wisconsin, respectively. He was also a member of the Grizzlies' NCAA tournament teams in 2001-02 against Oregon with head coach Don Holst, in 2004-05 vs. Washington, and then in the 2005-06 season (against Nevada and Boston College) with head man Larry Krystkowiak.

Tinkle, 46, was named the 26th head men's basketball coach at Montana in the summer of 2006. He served as an assistant coach at UM for the previous five seasons, working with Krystkowiak for two seasons, two years with Pat Kennedy (2002-04), and one with Holst.

He was a standout forward for the Griz from 1985-89 and a three-time All-Big Sky pick his sophomore, junior and senior seasons. He is ranked fourth in UM history in career rebounds with 836 and sixth in career points

with 1,500, and is ranked among the Big Sky's career leaders in both of those categories.

He was Montana's Carl Dragstedt Award (MVP) winner in 1988 and 1989. He led the team in rebounding in 1987 (8.9 average), 1988 (8.4 average), and 1989 (8.7 avg.), and in scoring in 1988 (16.2 ppg) and 1989 (17.1 ppg).

He played in the pro ranks for 12 seasons (1990 to 2001). In his professional career he played in the CBA, as well as in Sweden, Spain, Italy and Greece. He played his final four seasons in Spain from 1995-99, where he ranked among the league's top scorers and rebounders.

Tinkle was born in Milwaukee, Wis., and is the youngest of 11 children (seven girls and four boys). He is a 1984 graduate of Ferris High School in Spokane, Wash. He received his degree in health and human performance from UM in 2005.

He is married to former Lady Griz basketball star Lisa McLeod, who was inducted into the Grizzly Sports Hall of Fame in the fall of 2011. Wayne and Lisa have three children: daughters Joslyn and Elleson, and son Tres. Joslyn is a senior starter at Stanford in the 2011-12 season, while Elle is now playing hoops at Gonzaga.

**COACH TINKLE YEAR-BY-YEAR**

Season	O-all: W-L	Sky: W-L (Finish)
2006-07	17-15	10-6 (3rd)
2007-08	14-16	8-8 (T, 4th)
2008-09	17-12	11-5 (T, 2nd)
2009-10	22-10	10-6 (T, 3rd)\$
2010-11	21-11	12-4 (2nd)%
2011-12	25-7	15-1 (First)\$
<b>TOTALS</b>	<b>116-71</b>	<b>66-30</b>

\$%=Earned NCAA Tournament berth

%=Earned CBI Tournament berth



# Jono Metzger-Jones

## ***Assistant Coach Second Season at Montana***

In his first year at Montana Jono Metzger-Jones helped the Griz to a record breaking season. The 2011-2012 Grizzlies set the standard for consecutive wins (14), overall conference record (15-1), road record in conference (7-1), and all-conference selections (4). This also marked the 3rd consecutive postseason appearance for the Griz, a first for the program. The 25-7 overall record was the 3rd best in the 107 year history of Montana Basketball.

Jono's duties with the Griz include all aspects of recruiting, scheduling, player skill development with an emphasis on perimeter players, preparation and implementation of opponent scouting reports, game strategy, film breakdown, player academics, facility coordination, summer camps, and equipment.

On the court, Jono works primarily with the Griz perimeter players. This past year he helped both Will Cherry and Kareem Jamar earn First Team All-Big Sky Conference honors. Both players saw their shooting percentages increase dramatically this past season, as Will Cherry upped his 3-point shooting from 22% in the 2010-11 season to 38% this year, including a 41% clip in conference. Kareem Jamar increased his 3-point percentage from 38% in 2010-11 to over 44% in 2011-12. Both players also saw increases in their overall FG% and FT%.



Prior to arriving in Missoula Jono spent four seasons on the staff of Bob Williams at UC Santa Barbara. In his time there Jono helped lead the Gauchos to 2 Big West Regular season championships and back to back Big West Tournament titles and NCAA berths, a first in UCSB basketball history. In the 2007-2008 season UCSB broke the school record for wins in a season (23) on its way to capturing the Big West regular season crown and a berth in the NIT. The 2009-2010 Gauchos broke another school record by becoming the first team in school history to win both the Big West Regular Season and Tournament titles in the same year. That team also won 20 games while advancing to the NCAA Tournament. The 2010-2011 Gauchos also captured the Big West Tournament Championship and a return trip to the NCAA Tournament.

Prior to UCSB Jono began his coaching career as the Director of Operations at Cal State Fullerton under the guidance of head coach Bob Burton. In his one season there he helped the Titans to a 20-win season.

In his 6 years as an assistant Jono has helped to develop 2 guards that were named their conference's player of the year (Alex Harris, 2008 and Orlando Johnson, 2010), as well as 16 players that have been honored as all-conference performers.

Jono played collegiately at the University of the Pacific where he was named co-captain of the team his senior year. He finished his career ranked in the program's Top 10 all time in 3-point shooting. Prior to his time at UOP he played 2 seasons at West Valley JC under Coach Bob Burton, whom he later worked for at CS Fullerton. After his college days were over Jono spent time playing professionally in Europe. Over the course of 3 seasons he played in professional leagues in Italy, Switzerland, Finland, and Denmark.

A native of Oakland, California, Jono graduated from Bishop O'Dowd High School in 1997. He earned his B.S. in Business Administration from UOP in 2002.

Jono is married to the former Alison Keck, (B.A. Washington State '03, M.A. Gonzaga '07) who works as the Assistant Director of Development, School of Journalism for the University of Montana Foundation.



# Freddie Owens

## *Assistant Coach Fourth Season at Montana*



A former basketball standout at Wisconsin, Freddie Owens is now in his fourth year at The University of Montana and has helped the Griz reach three straight Big Sky Tournament Championship appearances (2010, 2011 and 2012) and two NCAA tournament appearances in 2010 and 2012.

In his three seasons with Montana, the Griz have compiled an overall record of 68-28 with two Big Sky Conference Tournament and one regular-season championship titles. During his tenure, Owens has helped with the development of seven All Conference players in (Will Cherry, Kareem Jamar, Brian Qvale, Derek Selvig, Art Steward, Anthony Johnson, and Ryan Staudacher.)

Freddie's duties on staff include all aspects of recruiting, practice and game day preparations, scouting reports on opponents, player skill development with perimeter and post players, academics and organizing summer camps. Owens, 30, spent the 2008-09 season as a graduate assistant coach for the Iowa State Cyclones under head coach Greg McDermott who is now the head coach at the University of Creighton. Owens duties on staff included overseeing film exchange, various administrative duties, and assisting in scouting as it related to opponents. During his tenure at Iowa State, the Cyclones produced two All Big 12 players in Diante Garrett and Craig Brackins. Brackins later

became the 21st pick in the first round of the 2010 NBA Draft.

Prior to his stint at Iowa State University, Owens was an assistant coach during the 2007-08 season at Adams State College in Alamosa, Colo. During his time at ASU, the Grizzlies went 18-10, recording their most wins since joining the Division II ranks (1992-93) in his only season there. His duties on staff included being the director of summer camps, director of recruiting, practice and game day preparations and player skill development.

Prior to joining the coaching ranks, Owens played professionally in Europe for the Riga Barons in Riga, Latvia during the 2005-06 season. During his time in Europe his team competed in the Euro Cup and Baltic Leagues.

A native of Milwaukee, Wisconsin, Owens was a starter for head coach Bo Ryan and the Badgers in 2003 and 2004 and the "sixth man" as a sophomore. He scored 796 points in his four-year career (2001-04). A 6-2 guard, Freddie was on two Big Ten regular-season championship teams (2002, 2003) and one Big Ten Tournament championship squad (2004). Wisconsin qualified for NCAA Tournament play in all four of his seasons in Madison, including a Sweet Sixteen appearance as a junior in 2003 when Owens nailed a buzzer-beating 3-pointer to defeat Tulsa.

Owens earned his degree in life sciences and communications from the University of Wisconsin in 2005 and his master's degree in higher education from Iowa State University in 2011. Freddie married Carmen Gust-Owens in August of 2010. His dad is Lawrence Owens Sr. of Milwaukee.



# Kerry Rupp

## ***Assistant Coach First Season at Montana***

Kerry Rupp is in his first season as an assistant basketball coach at The University of Montana.

He came to UM from the University of Hawaii where he served as the Director of Operations this past season. Prior to that, he was the head coach at Louisiana Tech for four seasons, from 2007-11. In his time at Tech, he took the program to new heights, including a 24-11 record in the 2009-10 season, and that team advanced to the second round of the Collegeinsider.com Postseason Tournament (CIT). That season he was named the Louisiana Association of Basketball Coaches Coach of the Year and Louisiana Sports Writers Association Coach of the Year, leading the Bulldogs to their best record since 1985.

Prior to his stint at Tech, Rupp had stints at Alabama-Birmingham, Indiana and Utah, with several years of experience in the collegiate coaching ranks, and a history of being involved with winning programs.

Prior to the 2006-07 season at UAB, Rupp was associate head coach under Mike Davis at Indiana from 2004-2006, when the Hoosiers played in the NIT in 2005.

From 2000-2004, Rupp coached under Rick Majerus at the University of Utah, where the Utes amassed an impressive 70-26 overall record, went to three NCAA Tournaments, and received an NIT bid, and went to the Mountain West Championship game twice. Rupp recruited Andrew Bogut to Utah, who would become the National Player of the Year, First Team All-American and the top pick in the 2005 NBA Draft.

Rupp arrived at Utah after a successful 24-year high school coaching career, where he served as an assistant coach (1986-90) and then head coach (1990-2000) at Salt Lake City's East High School, leading the Leopards to four region titles and two state title game appearances. He was named the 1999 Coach of the Year by the Utah High School Activities Association.

He was the head boys' basketball coach at Unitah (1978-79) and Murray (1979-82) high schools. Rupp also served as an assistant football coach at Salt Lake City South High School from 1982-86.

A 1972 graduate of Cyprus High School, where he was an All-American in basketball and all-state performer in football and basketball, Rupp played two years at Utah State before transferring to Southern Utah. He was named the Thunderbirds' team MVP and earned all-district and all-conference honors as a senior in 1977.

Rupp has also worked numerous basketball camps, including the Rick Majerus Big Man-Guard Camp and was director of the Karl Malone Basketball Camp. Rupp also served as the co-executive director of the Karl Malone Foundation For Kids.

Rupp earned a bachelor's degree in physical education from Southern Utah in 1977. He was born Feb. 24, 1954. He and his wife Lori have five daughters; Alie, Lindsey, Shelby, Billie and Randie, and six grandchildren.





# The 2012-13 Grizzlies





# Will Cherry



## ALL-AMERICA CANDIDATE

**Guard - 6-1 - 181 - Sr - 3V**

**West Oakland, Calif.**

**McClymonds HS**

**Will at a glance:** Will is a great scorer and defender, and was expected to start for the fourth year in a row in 2012-13, but injured his ankle in a pick-up basketball game in late September, and he will return before the conference season starts.

He's played in 94 career games and started in 83. He begins his senior year as the all-time leader in school history with 223 career steals, is 11th in career assists, and 14th in career scoring with 1,191 points. He has scored in double figures in 60 games. He has been a member of two Griz teams (2009-10

and 2011-12) that have advanced to the NCAA tournament.

His 223 career steals rank him fifth in Big Sky Conference history, and he needs 61 more to pass the all-time leader (282, DaShawn Freeman, Sacramento State, 2002-06). Cherry holds the league's postseason record with 20 career steals.

**2011-12:** He had another exceptional season and was named to the Lou Henson Mid-Major All-American team, as well as to the CollegeInsider.com Mid-Major Defensive All-America team. He led the Big Sky and was ranked sixth in Division 1 (338 teams), averaging 2.6 steals (83 in 32 games) per game.

He was tabbed a first team All-Big Sky selection (he was a unanimous selection as a junior) for the second year in a row

### Cherry's Career Highs

<b>Points</b> 30 at Northern Colorado, 2/9/12	<b>3-point field goals</b> 4 vs. Idaho, 11/17/11 4 at Sac State, 1/8/11	10 at Portland State, 2/24/11
<b>Rebounds</b> 11 vs. Idaho, 11/17/11	<b>3-point field goal attempts</b> 8 at North Dakota, 11/23/11	<b>Blocks</b> 2 in Two Games
<b>Field goals</b> 12 at Northern Colorado, 2/9/12	<b>Free throws</b> 12 at Sac State, 2/11/12	<b>Steals</b> 9 vs. Great Falls, 12/10/10
<b>Field goal attempts</b> 20 at Northern Colorado, 2/9/12 20 at North Dakota, 11/23/11	<b>Free throw attempts</b> 15 at Sac State, 2/11/12	<b>Minutes played</b> 43 at North Dakota, 11/23/11 43 at E. Washington, 2/26/11
	<b>Assists</b> 15 at Sac State, 2/11/12	



# Player Profiles



and named to the All-District VIII team. He was the co-recipient (with forward Art Steward) of the John Eaheart Award (Outstanding Defensive Player) for the third consecutive season, and the co-recipient of Montana's Carl Dragstedt Award (MVP), sharing it with guard-forward Kareem Jamar.

He was fourth in the league in scoring (15.8 ppg), sixth in minutes played a game (33.8), seventh (tie) in assists (3.3), 10th (tie) in three-pointers made per game (1.6), and 11th in free throw percentage (76.0%).

**2010-11:** He a first team All-Big Sky pick, and seventh in the league in scoring, averaging 14.1 points a game. He led the conference and was ranked ninth in the nation in steals (2.6 per game). He was third in the Big Sky in assists (4.3 apg). He was the recipient of the John Eaheart Award.

**2009-10:** He had a break-out season as a true freshman, playing in all 32 games and starting in 22...was the team's fourth leading scorer at 8.3 points a game... named to the Mid-Major Freshman

All-American team by CollegeInsider.com....ranked fourth in the Big Sky and 52nd in the nation with 1.9 steals per game...15th in the Big Sky with 2.4 assists per contest...an honorable mention all-league pick...co-recipient of the John Eaheart Award with center Brian Qvale.

**High School:** He averaged 12.0 points, 8.0 rebounds, 5.0 assists, and a league-leading 4.0 steals a game as a senior for the undefeated (33-0) McClymonds High School Warriors, who were ranked eighth in the nation his senior year...scored a game-high 19 points and grabbed 14 rebounds in the state championship game...his Bay Area team was the first East Bay squad in 38 years to complete an unbeaten season... league and team MVP as a senior and also served as team captain that year...his high school coaches were Dwight Nathaniel and Brandon Brooks.

**Personal:** Will's mom is Yvette Martin of Oakland. He is a business major. Birth date: February 8, 1991.



Year	G-S	Min-Avg.	FG-FGA-Pct.	3-PT-Att.-Pct.	FT-FTA-Pct.	O-D-REBS.-Avg.	PF-FO	A	TO	BLK	STL	PTS-Avg.
2009-10	32-22	728-22.8	100-229-.437	6-35-.171	58-106-.547	16-73-89-2.8	59-2	78	57	7	61	264-8.3
2010-11	30-29	1032-34.4	139-326-.426	23-102-.225	121-166-.729	12-97-109-3.6	66-1	128	68	7	79	422-14.1
2011-12	32-32	1082-33.8	161-362-.445	51-137-.372	132-169-.781	20-104-124-3.9	80-1	105	90	11	83	505-15.8
<b>TOTAL</b>	<b>94-83</b>	<b>2842-30.2</b>	<b>400-917-.436</b>	<b>80-274-.292</b>	<b>311-441-.705</b>	<b>48-274-322-3.4</b>	<b>205-4</b>	<b>311</b>	<b>215</b>	<b>25</b>	<b>223</b>	<b>1,191-12.7</b>



# Kareem Jamar



**HONORS CANDIDATE**  
**Guard/Forward - 6-5 - 210 - Jr. - 2V**  
**Venice, Calif.**  
**Westchester HS**

32



**Montana:** Kareem and senior guard Will Cherry give the Grizzlies one of the best guard combinations in the country. He has scored in double figures in 36 games and has recorded four double-doubles.

**2011-12:** The versatile sophomore had a break-out season and was a first team All-Big Sky Conference selection. He was fourth in the league in minutes played per game (34.9 pg), fifth in assists (3.7 apg), ninth in scoring (13.6 ppg), 10th in steals, 11th in rebounds (5.6 rpg) and also 11th in blocked shots (tie, 0.6 blk pg). He had the first triple double at Montana in 20 years with 21 points, 11 rebounds, and 11 assists in a home BracketBusters win (94-79) over Hawaii. He shared UM's Carl Dragstedt Award (MVP) with Cherry.

## Jamar's Career Highs

<b>Points</b> 24 at North Dakota, 11/23/11	<b>3-point field goals</b> 5 vs. Weber State, 3/7/12	<b>Assists</b> 11 vs. Hawai'i, 2/18/12
<b>Rebounds</b> 14 vs. Great Falls, 11/14/11	<b>3-point field goal attempts</b> 8 vs. Weber State, 3/7/12	<b>Blocks</b> 3 vs. Sac State, 1/21/12
<b>Field goals</b> 9 vs. Weber State, 3/7/12 9 vs. Duquesne, 3/16/11	<b>Free throws</b> 9 vs. Hawai'i, 2/18/12	<b>Steals</b> 4 vs. Northern Colorado, 1/19/12 4 at North Dakota, 11/23/11
<b>Field goal attempts</b> 16 vs. Duquesne, 3/16/11	<b>Free throw attempts</b> 13 vs. Hawai'i, 2/18/12	<b>Minutes played</b> 43 at North Dakota, 11/23/11



## Player Profiles

Jamar was named the league's post-season tournament MVP, when he averaged 20.5 points a game in wins over Eastern Washington (74-66) and Weber State (85-66). In the tourney title game against the Wildcats he made 9-of-12 field goal attempts, was 5-of-8 from three-point range, and scored 23 points and dished out 7 assists.

**2010-11:** He was an impact player as a true freshman and started in 18 games. He was UM's third leading rebounder (4.8 rpg) and fifth in scoring (8.1 ppg). He scored in double figures in 10 games. He had a career-high 9 rebounds in five different games.

**High School:** He was a key player on Westchester High School's two state championships his junior and senior seasons...was a team captain in basketball...



named to the all-city team...his senior squad was ranked ninth in the nation by USA Today... he averaged 12 points, 5 assists, and 4.5 rebounds per game as a senior, when he was a McDonald's All-American nominee...when his prep team won the state title his junior year they defeated McClaymond's High School, a team UM's Will Cherry played on... his prep coach was Ed Azzam.

**Personal:** He is undecided on a major. Birth date: October 16, 1992. His mom is Deloris Jamar of Venice.

Year	G-S	Min-Avg.	FG-FGA-Pct.	3-PT-Att.-Pct.	FT-FTA-Pct.	O-D-REBS.-Avg.	PF-FO	A	TO	BLK	STL	PTS-Avg.
2010-11	27-18	711-26.3	79-180-.439	30-79-.380	30-57-.526	38-91-129-4.8	47-1	39	32	10	18	218-8.1
2011-12	32-32	1116-34.9	147-309-.476	49-111-.441	92-135-.681	26-152-178-5.6	49-0	118	71	20	36	435-13.6
<b>TOTALS</b>	<b>59-50</b>	<b>1827-31.0</b>	<b>226-488-.463</b>	<b>79-190-.416</b>	<b>122-192-.635</b>	<b>65-243-308-5.2</b>	<b>96-1</b>	<b>158</b>	<b>103</b>	<b>30</b>	<b>54</b>	<b>653-11.1</b>



# Mathias Ward



***HONORS CANDIDATE***  
***Forward - 6-7 - 228 - Sr. - 3V***  
***Gig Harbor, Wash.***  
***Gig Harbor HS***

**Montana:** Mathias is one of three returning starters from the Grizzlies' Big Sky Conference champion and NCAA participant team of a year ago.

**2011-12:** He had an outstanding season, starting in 30 games and playing in all 32 contests. He was the Grizzlies' third leading scorer, averaging 10.9 points a game, which ranked him 17th

in the Big Sky Conference. He was a very efficient shooter, and was ranked fifth in the league in field goal percentage (53.85) and eighth in free throw percentage. He scored in double figures in 16 games.

He averaged 21.0 points and 7.5 rebounds in Montana's wins over Eastern Washington and Weber State in the Big Sky's post-season tournament. He scored 23 points in the title game against the Wildcats

## Ward's Career Highs

<b>Points</b> 28 vs. E. Washington, 12/30/11	<b>3-point field goal attempts</b> 2 vs. 2 different opponents	<b>Turnovers</b> 3 in Two Games
<b>Rebounds</b> 12 at Weber State, 1/14/12	<b>Free throws</b> 12 vs. E. Washington, 3/6/12	<b>Blocks</b> 2 vs. Idaho, 11/17/11
<b>Field goals</b> 10 vs. Weber State, 3/7/12	<b>Free throw attempts</b> 13 vs. E. Washington, 12/30/11	<b>Steals</b> 2 in Two Games
<b>Field goal attempts</b> 16 vs. Weber State, 3/7/12	<b>Assists</b> 3 vs. Northern Arizona, 2/23/12	<b>Minutes played</b> 39 vs. Weber State, 3/7/12
<b>3-point field goals</b> 2 vs. Weber State, 3/7/12		



## Player Profiles



and was named to the all-tournament team.

He was also the co-recipient of UM's Allan Nielsen Award, given annually to the player who "best represents Grizzly basketball." He shared the award with senior forward Derek Selvig.

**2010-11:** He played in all 32 games and was the team's sixth leading scorer. He shot 51.4% from the field and 81.0% from the line. He was instrumental in an 85-84 road win at Portland State when he matched his career-high with 14 points.

**2009-10:** He played in 30 games and started in one (at Colorado State)...Montana's eighth leading rebounder (1.5 pg) and ninth leading scorer (2.9 ppg) last season... Shot 54.8% from the field and 69.2% from the line, averaging 8.3 minutes a game.

**High School:** As a senior he averaged 23.5 points and 10.1 rebounds a game at Gig Harbor High School... Shot 52% from the field and 71% from the line his senior year...Set 23 school records, nine career marks, eight single-game records, and six single-season standards...A four-year starter...Set a single-game record with 56 points and 21 rebounds in a game against Central Kitsap as a senior...Senior campaign he set school standards with 610 points and 23.5 scoring average... Had career marks of 1,532 points, 806 rebounds, and 102 games..MVP of Washington's WIBCA 4A All-Star Game in 2008...Tacoma News All-Area selection... Prep coach was Lyle McIntosh.

**Personal:** His major is business. Birth date: June 13, 1990. His parents are Brian and Stephanie Ward of Gig Harbor. A four-time Honor Roll student in high school.



Year	G-S	Min.-Avg.	FG-FGA-Pct.	3PTers	FT-FTA-Pct.	O-D-Total-Avg.	PF-FO	A TO	Blk	Stl.	PTS-Avg.
2009-10	30-1	249-8.3	34-62-.548	0-0-.000	18-26-.692	15-31-46-1.5	34-0	6 19	1	7	86-2.9
2010-11	32-0	369-11.5	54-105-.514	1-2-.500	34-42.810	21-35-56-1.8	47-0	6 22	7	4	143-4.5
2011-12	32-30	837-26.2	129-240-.538	10-19-.526	80-102-.784	49-77-126-3.9	91-2	19 29	12	10	348-10.9
<b>TOTAL</b>	<b>94-31</b>	<b>1455-15.5</b>	<b>217-406-.534</b>	<b>11-21-.524</b>	<b>132-170-.776</b>	<b>85-143-228-2.4</b>	<b>172-2</b>	<b>31 70</b>	<b>20</b>	<b>21</b>	<b>577-6.1</b>




# Morgan Young

**Guard - 6-0 - 180 - Fr.- RS**

**Lustre, Mont.**

**Lustre Christian HS**



0



**Montana:** Morgan is a walk-on competing for playing time.

**2011-12:** He was a redshirt at UM.

**High School:** Lettered four times in basketball and once in track at Lustre High School...team captain as a senior...conference champions in 2009-10 with a record of 17-7...an all-state selection as a senior and junior...averaged 20.0 points, 6.0 rebounds and 4.0 assists per game his senior year...named all-defensive team as a senior...team captains his senior year...prep basketball coach was Clay Young.

**Personal:** He is a business major. His parents are Clay and Kellee Young of Wolf Point, Mont. Birth date: July 3, 1991.



## Player Profiles

# Kevin Henderson



**Guard/Forward**  
**6-5 - 208 - Soph. - IV**  
**Auburn, Wash.**  
**Auburn HS**

**Montana:** Kevin is a talented young player who adds quality depth this season.

**2011-12:** He saw action as a true freshman and played in 20 games.

**High School:** He averaged 22 points, 9 rebounds, and 3.5 steals per game as a senior for the Auburn

High School Trojans last season...head coach was Ryan Hansen...earned first-team all-South Puget Sound League honors and helped his squad reach the Washington state 4A tournament a year ago.....he participated in the Washington All-Star Game and Washington's the All-State All-Star Game...earned three letters in basketball...two-time team captain...voted his squad's offensive MVP as a junior and senior...set a school record by scoring more than 1,300 points...picked Montana over Portland State and others.

**Personal:** His major is psychology. His parents are Latina and Kevin Henderson Sr. Of Auburn. Birth date: Sept. 3, 1992.

## Henderson's Career Highs

**7 vs. Idaho State, 2/6/12**  
**7 at San Diego, 11/20/11**

**3-point field goals**  
**1 in Two Games**

**Assists**  
**1 vs. Hawaii, 2/18/12**

**Rebounds**  
**3 at San Diego, 11/20/11**

**3-point field goal attempts**  
**3 at Northern Arizona, 1/12/12**

**Blocks**  
**1 in Two Games**

**Field goals**  
**3 at San Diego, 11/20/11**

**Free throws**  
**2 in Three games**

**Steals**  
**1 at Northern Arizona, 1/12/12**

**Field goal attempts**  
**5 at San Diego, 11/20/11**

**Free throw attempts**  
**2 in Three Games**

**Minutes played**  
**15 vs. Idaho State, 2/6/12**

Year	G-S	Min-Avg.	FG-FGA-Pct.	3-PT-Att.-Pct.	FT-FTA-Pct.	O-D-REBS.-Avg.	PF-FO	A	TO	BLK	STL	PTS-Avg.
2011-12	20-0	98-4.9	12-30-.400	2-14-.143	9-11-.818	8-11-19-1.0	17-0	2	7	1	3	35-1.8



# Jordan Gregory

**Guard - 6-0 - 182 - Soph. - IV**  
**Pueblo, Colo.**  
**Pueblo East HS**



**Montana:** He adds solid depth to the Griz backcourt.

**2011-12:** He played as a true freshman, scoring 13 points in 18 games.

**High School:** He was considered one of the top guards in his region....lettered four times in hoops...an all-state selection as a senior when he was second in the state in scoring averaging 27 points a game...as a junior he led the state in scoring (24.0 ppg)...a three-time all-conference pick...named league MVP and team MVP as a senior...also earned all-academic league honors...chosen “Mr. Offense” four times in high school...prep basketball coach was David Ryder....also tabbed first team all-state by the Denver Post as a junior when his Pueblo East team went 25-2, and lost 61-56 overtime to Sierra High School in the 4A state championship game, in which he scored 19 points....named to several AAU all-tournament teams while playing for the Colorado Chaos Basketball Club and led his team to numerous tournament titles...also recruited by the University of Denver, Northern Arizona, Northeastern, Dartmouth, and Columbia.

**Personal:** His major is psychology. His parents are Mark and Tanya Gregory of Pueblo. Birth date: June 26, 1992.

## Gregory's Career Highs

<b>Points</b> 5 at Sac State, 2/11/12 5 at Weber State, 1/14/12	<b>3-point field goals</b> 1 in Two Games	<b>Assists</b> 3 at Northern Arizona, 1/12/12
<b>Rebounds</b> 2 in Two Games	<b>3-point field goal attempts</b> 3 at Weber State, 1/14/12	<b>Blocks</b> DNA
<b>Field goals</b> 2 at Weber State, 1/14/12	<b>Free throws</b> at Sac State, 2/11/12	<b>Steals</b> 1 in Two Games
<b>Field goal attempts</b> 5 vs. Great Falls, 11/14/11	<b>Free throw attempts</b> 2 in Two Games	<b>Minutes played</b> 17 at Weber State, 1/14/12

G/S	Min-Avg.	FG-FGA-Pct.	3Pt-3PTA-Pct.	FT-FTA-Pct.	Reb./O-D-Avg.	PF-DQ	A	TO	BLK	STL	PTS-Avg.
18/0	75-4.2	4-19-.211	2-9-.222	3-6-.500	1-3-4-0.2	8-0	4	3	0	2	13-0.7



## Player Profiles

# Jake Wiley



**Forward 6-7 - 204 - Fr. - HS**  
**Newport, Wash.**  
**Newport HS**

**Montana:** Jake is a talented young player who could see action as a true freshman.

**High School:** Jake was a two-sport star at Newport High School in Washington...he also attended Lake-wood High School in California...he earned four letters in football, three in basketball, and one in track...his senior season at Newport HS he was team captain, MVP,

Most Inspirational, and an all-state pick...as a senior he averaged 24.0 points and 12.0 rebounds a game...prep hoops coach was Jamie Pancho...also a team captain in football, chosen outstanding offensive player, and was an all-state selection at tight end when he had 50 receptions and 10 touchdowns...he was the team captain in track as well, and the "Golden Spikes Award" winner.

**Personal:** He is undecided on a major. His mom is Sheree Gilkey, his grandfather is Jack Wiley, and his guardian is Bryan Hopkins. Birth date: Sept. 4, 1994.





# Nick Emerson

**Forward - 6-5 - 205 - Fr. - RS**  
**Columbia Falls, Mont.**  
**Columbia Falls HS**

**Griz**

**15**



**Montana:** Nick has good range and hopes to see action this season at the three position.

**2011-12:** He was a walk-on and a redshirt, and was given a scholarship by Coach Tinkle after the season was over.

**High School:** Lettered three times in basketball, twice in golf, and once in tennis...first team all-state as a senior at Columbia Falls High School, when he averaged 18.0 points, 6.0 rebounds, and 4.5 assists per game...shot 56% from the field and 75% from the line his senior year...state champs last season with a 22-1 record...high school hoops coach was Cary Finberg...team MVP and team captain as a senior...junior team won the division title and finished third in the state with a 21-3 ledger...sophomore squad (16-7) also won divisional and placed second in the state tourney.

**Personal:** He is undecided on a major. His mom is Debbie Emerson of Columbia Falls. Birth date: Oct. 12, 1992.



## Player Profiles

# Keron DeShields



**Guard 6-2 - 182 - Soph. - IV**  
**Baltimore, Md.**  
**Vermont Academy**

**Montana:** Keron is expected to contribute at both guard positions this season.

**2011-12:** He saw action in 27 games as a true freshman.

**High School:** He attended Vermont Academy in Saxtons River, Vermont, as a senior...prep coach at Vermont Academy was Jesse Bopp...Wildcats were 17-14 and earned a berth in the NEPSAC AA playoffs his senior season...

he averaged a team-high 20 points a game and 5.0 assists per game, and was a first team all-conference selection as a senior...he was a part-time starter at Towson Catholic High School in Baltimore as a sophomore, but that school closed its doors and he moved on to St. Vincent Pallotti High School in Laurel, Maryland...was a starter and all-league player at St. Vincent Pallotti, where he averaged 22 points, 7 assists, and 5 rebounds per contest...scored a career-high 35 points in one game as a junior.

**Personal:** His major is undecided at this time. His parents are Angel Hammond and Mike Lloyd of Baltimore.

## DeShields's Career Highs

### Points

10 at North Dakota, 11/23/11

### 3-point field goals

3 at North Dakota, 11/23/11

### Assists

2 vs. Idaho State, 2/6/12

### Rebounds

1 in Six Games

### 3-point field goal attempts

4 at North Dakota, 11/23/11

### Blocks

1 vs. Portland State, 12/28/11

### Field goals

3 vs. Long Beach St., 11/26/11  
 3 at North Dakota, 11/23/11

### Free throws

3 vs. Idaho State, 2/6/12

### Steals

1 in Four Games

### Field goal attempts

5 in two different games

### Free throw attempts

4 vs. Idaho State, 2/6/12

### Minutes played

17 at North Dakota, 11/23/11

Year	G-S	Min-Avg.	FG-FGA-Pct.	3-PT-Att.-Pct.	FT-FTA-Pct.	O-D-REBS.-Avg.	PF-DQ	A	TO	BLK	STL	PTS-Avg.
2011-12	27-0	161-6.0	15-44-.341	8-22-.364	8-10-.800	0-8-0.3	13-0	9	6	1	4	46-1.7



# Spencer Coleman

**Forward - 6-6 1/2 - 198 - Jr. - JC**  
**Eugene, Ore.**  
**Eastern Arizona College**



24

**Montana:** Spencer should vie for a starting job this season.

**Junior College:** This past season Coleman was selected a junior college All-American, first team All-Region and all-conference, when he averaged 15.1 points and 7.3 rebounds a game, and shot 75% (66-of-88) from the line, and made 56 three-pointers for head coach Maurice Leitzke...Coleman's sophomore team went 21-10 and lost 66-53 to Arizona Western in a Region 1 play-off game...his freshman year he was also a first team all-league pick, and averaged 18.0 points a game and shot 40 percent from three-point range...the web site 247Sports.com said Coleman had offers from Idaho, Eastern Washington, Portland, Portland State, and Utah.

**High School:** He excelled in two sports at South Eugene High School, and was a second team all-state selection in basketball as a senior, and an all-league wide receiver as a junior.

**Personal:** His major is communication studies. His parents are Lionel and Michelle Coleman of Eugene. Birth date: April 4, 1992.





## Player Profiles

# Mike Weisner



**Forward - 6-7 - 195 - Soph. - IV**  
**Walla Walla, Wash.**  
**Walla Walla HS**

**Montana:** Mike adds good depth to the Griz forward position.

**2011-12:** He played in 22 games and scored 33 points.

**2010-11:** He was a redshirt at Montana.

**High School:** He earned seven letters at Walla Walla High School: three in basketball and four in football...

two-time captain in basketball and once in football...selected MVP in hoops following his junior and senior seasons...a two-time all-conference pick...averaged 18.0 points and 8.0 rebounds his senior year...high school basketball coach was John Golden.

**Personal:** His major is business. Birth date: August 8, 1991. His parents are Darcy and Holly Weisner of Walla Walla.

## Weisner's Career Highs

**Points**  
9 at Northern Arizona, 1/12/12

**3-point field goals**  
1 in Two Games

**Assists**  
1 in Two Games

**Rebounds**  
3 in Two Games

**3-point field goal attempts**  
3 at Colorado State, 11/11/11

**Blocks**  
2 vs. Weber State, 2/28/12

**Field goals**  
3 at Northern Arizona, 1/12/12

**Free throws**  
2 in Two Games

**Steals**  
1 in Two Games

**Field goal attempts**  
5 in Three Games

**Free throw attempts**  
3 at Northern Arizona, 1/12/12

**Minutes played**  
20 at Colorado State, 11/11/11

Year	G-S	Min-Avg.	FG-FGA-Pct.	3-PT-Att.-Pct.	FT-FTA-Pct.	O-D-REBS.-Avg.	PF-DQ	A	TO	BLK	STL	PTS-Avg.
2011-12	22-0	157-7.1	12-33-.364	5-18-.278	4-5-.800	1-18-19-0.9	13-0	5	8	5	2	33-1.5



# Andy Martin

***Center- 7-0 - 223 - Fr. - HS***  
***Casper, Wyo.***  
***Natrona County HS***



**Montana:** Andy will play this season as a true freshman.

**High School:** He was a defensive specialist at Natrona County High School in Casper in the 2010-11 season, when he averaged 9.0 points, 8.0 rebounds, and 2.2 blocked shots per game as a senior...his junior team won the state championship, while his senior squad won a league title...he lettered in track and field...his high school basketball coach at Natrona was Shawn Gillum.

**Personal:** His parents are David and Nancy Martin of Casper. He is a physics major. Birth date: Sept. 11, 1993.

**Misc.:** Last fall he participated in a prestigious "Under Armour" basketball camp that was hosted in Chicago and included 50 of the top high school sophomores, juniors and seniors in the nation...he attended St. John's Northwest Military Academy in Delafield, Wisconsin last year.  
Birth date: April 4, 1992.





## Player Profiles

## Eric Hutchison



**Center - 6-9 - 236 - Jr. - 2V**  
**Longview, Wash.**  
**Mark Morris HS**

**Montana:** Eric is expected to play a key role for the Grizzlies this season.

**2011-12:** He played in 26 games and started in eight. He was seventh on the team in rebounding and eighth in scoring.

**2010-11:** Eric saw limited action and played in 17 contests.

**2009-10 (Freshman):** He was a redshirt at UM.

**High School:** He lettered four times in basketball and three times in water polo at Mark Morris High School in Longview, Washington...he was named the 2A "Player of the Year" as a senior...his junior year his team placed third in the state, and he was a first team all-state selection...his high school basketball coach was Bill Bakamas.

**Personal:** His major is business. His parents are Kat Hutchison and Jim Mooney of Kalama, Wash. Birth date: July 20, 1990.

### Hutchison's Career Highs

**Points**  
**6 in Three Games**

**Field goal attempts**  
**5 at Northern Arizona, 1/12/12**

**Blocks**  
**2 at Colorado State, 11/11/11**

**Rebounds**  
**7 vs. Portland State, 12/28/11**  
**7 vs. Sac State, 2/10/11**

**Free throws**  
**4 vs. Sac State, 1/21/12**  
**4 vs. Great Falls, 11/14/11**

**Steals**  
**1 at Oregon State, 12/4/11**

**Field goals**  
**3 at Northern Arizona, 1/12/12**

**Free throw attempts**  
**4 vs. Sac State, 1/21/12**  
**4 vs. Great Falls, 11/14/11**

**Minutes played**  
**22 at Colorado State, 11/11/11**

Year	G-S	Min-Avg.	FG-FGA-Pct.	3-PT-Att.-Pct.	FT-FTA-Pct.	O-D-REBS.-Avg.	PF-FO	A	TO	BLK	STL	PTS-Avg.
2010-11	17-0	62-3.6	4-12-.333	0-0-.000	2-5-.400	8-9-17-1.0	9-0	0	2	2	0	10-0.6
2011-12	26-8	186-7.2	17-27-.630	0-0-.000	14-21-.667	17-29-46-1.8	31-0	0	12	3	2	48-1.8
<b>TOTALS</b>	<b>43-8</b>	<b>248-5.8</b>	<b>21-39-.538</b>	<b>0-0-.000</b>	<b>16-26-.615</b>	<b>25-38-63-1.5</b>	<b>40-0</b>	<b>0</b>	<b>14</b>	<b>5</b>	<b>2</b>	<b>58-1.3</b>



# 2012-13 Opponents



*Griz*



# 2012-13 Opponents

## at Colorado State

Friday, Nov. 9, 7 p.m. MT



Head coach Larry Eustachy



Senior guard Wes Eikmeier

### Schedule

#### NOVEMBER

##### 9 MONTANA -7:00

15 CHADRON STATE -7:05  
21 AT DENVER -7:05  
24 AT WASHINGTON-5:30  
26 NORTHERN COLORADO-7:05

#### DECEMBER

1 EVANSVILLE-2:30  
5 AT COLORADO-8:30  
8 UNIV. ILLINIOS CHICAGO-2:05  
17 NORTH FLORIDA-7:05  
19 CSU BAKERSFIELD-7:05  
22 VS PORTLAND-8:30  
23 VS VIRGINIA TECH/BRADLEY-TBA

##### 29 ADAMS STATE-2:30 JANUARY

2 UTEP-8:05  
5 ST. BONAVENTURE-2:30  
12 \*AT SAN DIEGO STATE-6:05

16 \*AIR FORCE-7:05

19 \*UNLV-5:05

23 \* AT NEW MEXICO-6:05

30 \*BOISE STATE-7:05

#### FEBRUARY

2 \*WYOMING-2:30  
6 \*AT NEVADA -8:05  
13 \*SAN DIEGO STATE-8:05  
16 \*AT AIR FORCE-2:05  
20 \*AT UNLV-8:05

23 \*NEW MEXICO-2:05  
27 \*FRESNO STATE-7:05

#### MARCH

2 \*AT BOISE STATE-6:05  
6 \*AT WYOMING -TBA  
9 \*NEVADA-6:30

All times Mountain

### RAM QUICK FACTS

Head Coach: Larry Eustachy

Years at Colorado State: First

Record at Eastern Washington: 0-0, Overall 402-258 (22 Seasons)

Assistant Coaches: Leonard Perry, Ross Hodge, Niko Medved

2011-12 Record: 8-6, 20-12 (4th MWC)

Starters Returning/Lost: 3/2

Incoming Freshmen/Transfers: 2/5

Location: Fort Collins, Colorado

Enrollment: 26,769

Arena (Capacity): Moby Arena (8,745)

Athletics Director: Jack Graham

Sports Info. Director: Danny Mattie

SID Phone: (970) 491-5050 (Office)

(970) 491-1348 (Cell)

(970) 491-1348 (Fax)

Website: www.csurams.com

## Minot State

Wednesday, Nov. 14, 7 p.m. MT



Head coach Matt Murkin



Junior forward Josh Johnson

### Schedule

#### NOVEMBER

9 AT METRO STATE - DENVER-6:00

10 AT COLO. SCHOOL OF MINES-6:00

##### 14 AT MONTANA-8:00

18 NORTHLAND COLLEGE-8:00

#### DECEMBER

1 AT \*MARY-8:00

7 \*MINN. ST.- MOORHEAD-8:00

8 \*NORTHERN STATE-6:00

11 JAMESTOWN COLLEGE (ND)-6:00

14 AT \*MINN.- CROOKSTON-8:00

15 AT \*BEMIDJI STATE-6:00

#### JANUARY

4 \*MINNESOTA DULUTH-8:00

5 AT \*ST CLOUD STATE-6:00

11 \*UPPER IOWA-8:00

12 \*RV WINONA STATE-6:00

15 \*MARY-8:00

18 AT \*WAYNE STATE-8:00

19 AT \*RV AUGUSTANA COLL. (SD)-6:00

25 \*ST CLOUD STATE-8:00

26 \*MINNESOTA DULUTH-6:00

#### FEBRUARY

1 \*CONCORDIA- ST PAUL-8:00

2 \*MINN. STATE- MANKATO-6:00

8 AT \*SIOUX FALLS (SD)-8:00

9 AT \*SW MINNESOTA STATE-7:00

15 \*BEMIDJI STATE-8:00

16 \*MINN.- CROOKSTON-6:00

22 AT \*NORTHERN STATE-8:00

23 AT \*MINN. ST.- MOOREHEAD-6:00

All times Central

### BEAVER QUICK FACTS

Head Coach: Matt Murkin

Years at Minot State: First Season

Record at Minot State: 0-0, Overall 46-16

Assistant Coaches: Jack Nelson, Bobby Howard, Byron Jones

2011-12 Record: 13-17

Starters Returning/Lost: 1/3

Incoming Freshmen/Transfers: 3//2

Location: Minot N.D.

Enrollment: 3,842

Arena (Capacity): Minot State Dome (9,600)

Athletics Director: Rick Hedberg

Sports Info. Director: Mike Lund

SID Phone: (701) 858-3681 (Office)

(701) 721-6431 (Cell)

(701) 858-3136 (Fax)

Website: www.goviks.com



**at Idaho**  
Saturday, Nov. 17, 8 p.m. MT



Head coach Don Verlin



Junior forward Stephen Madison

**Schedule**

**NOVEMBER**

9 WRIGHT STATE-8:00  
17 MONTANA-8:00  
20 GREEN BAY-7:00  
23 AT NEW MEXICO-8:00  
28 AT WASHINGTON STATE-8:00

**DECEMBER**

1 UC DAVIS 7:05  
6 AT EASTERN WASHINGTON-7:00  
8 AT TEXAS- EL PASO-5:00  
15 WALLA WALLA-7:05  
20 AT BOISE STATE-6:00  
29 \*SEATTLE-7:00

**JANUARY**

3 AT \*SAN JOSE STATE-7:00  
5 AT \*UTAH STATE-6:05  
10 \*DENVER-7:05  
12 \*NEW MEXICO STATE-7:05  
17 AT \*LOUISIANA STATE-5:00

19 AT \*TEXAS- ARLINGTON-6:00  
24 \*TEXAS STATE-7:05  
26 \*TEXAS- SAN ANTONIO-7:05  
31 \*UTAH STATE-7:00

**FEBRUARY**

2 \*SAN JOSE STATE-7:05  
7 AT \*NEW MEXICO STATE-6:00  
9 AT \*DENVER-6:00  
14 \*TEXAS- ARLINGTON-7:05  
16 \*LOUISIANA TECH-7:05  
28 AT \*TEXAS- SAN ANTONIO-6:00

**MARCH**

2 \*TEXAS STATE-5:00  
9 \*SEATTLE -7:05

*All times Pacific*

**VANDAL QUICK FACTS**

Head Coach: Don Verlin  
Years at Idaho: Fifth  
Record at Idaho: 69-60, Overall 69-60  
Assistant Coaches: Tim, Murphy, Mike Freeman, Chris Helbling  
2011-12 Record: 19-14, 9-5 WAC  
Starters Returning/Lost: 2/3  
Incoming Freshmen/Transfers: 0/4  
Location: Moscow, Idaho  
Enrollment: 11,180  
Arena (Capacity): Cowan Spectrum (6,000)  
Athletic Director: Dr. Rob Spear  
Sports Info. Director: Spencer Farrin  
SID Phone: (208) 885-7065 (Office)  
(208) 310-9610 (Cell)  
(208) 885-2862 (Fax)

Website: [www.govandals.com](http://www.govandals.com)

**San Diego**  
Saturday, Nov. 24, 6 p.m. MT



Head coach Bill Grier



Senior forward Johnny Dee

**Schedule**

**NOVEMBER**

9 SAN DIEGO CHRISTIAN-7:00  
14 NORTHERN KENTUCKY-7:00  
15 CAL STATE NORTHERIDGE-7:00  
16 AT TULSA-7:00  
18 SIENA-1:00  
21 AT UC SANTA BARBARA-7:00  
24 AT MONTANA-5:00

**DECEMBER**

1 AT STEPHEN F. AUSTIN-4:00  
4 AT SOUTHERN UTAH-6:00  
8 TULANE-6:00  
11 ARIZONA CHRISTIAN-7:00  
15 AT SAN DIEGO STATE-7:00  
22 OREGON STATE-6:00  
23 JAMES MADISON-3:30  
29 MORGAN STATE-7:30

**JANUARY**

3 \*PORTLAND-8:00

10 AT \*SAN FRANCISCO-7:00  
12 AT \*PEPPERDINE TBD  
17 \*LOYOLA MARYMOUNT-8:00  
19 AT \*BYU-6:00  
24 AT \*SAINT MARY'S-8:00  
26 \*SANTA CLARA-1:30

**FEBRUARY**

2 \*GONZAGA-8:00  
4 AT \*LOYOLA MARYMOUNT-7:00  
7 \*BYU-7:00  
9 \*SAINT MARY'S-8:00  
14 AT \*SANTA CLARA-TBD  
21 AT \*PORTLAND-TBD  
23 AT \*GONZAGA-TBD  
28 \*SAN FRANCISCO-6:00

**MARCH**

2 \*PEPPERDINE-12:00

*All times Pacific*

**TOREROS QUICK FACTS**

Head Coach: Bill Grier  
Years at San Diego: Sixth  
Record at San Diego: 68-93, Overall 68-93  
Assistant Coaches: Mike Burns, Kyle Bankhead, Rodney Tention  
2011-12 Record: 13-18, 7-9 WCC  
Starters Returning/Lost: 5/0  
Incoming Freshmen/Transfers: 3/1  
Location: San Diego, Calif.  
Enrollment: 8,200  
Arena (Capacity): Jenny Craig Pavilion (5,100)  
Athletic Director: Ky Snyder  
Sports Info. Director: Ted Gosen  
SID Phone: (619) 260-4745 (Office)  
(619) 954-2825 (Cell)  
(619) 260-2990 (Fax)

Website: [www.usdtereros.com](http://www.usdtereros.com)



## 2012-13 Opponents

**at Brigham Young****\*Wednesday Nov. 28, 7 p.m. MT****\*Energy Solutions Arena****Head coach Dave Rose****Senior center Brandon Davies****Schedule****NOVEMBER**

9 TENNESSEE STATE-7:00  
 13 GEORGIA STATE-7:00  
 16 FLORIDA STATE-7:00  
 17 NOTRE DAME-7:00  
 21 TEXAS- SAN ANTONIO-7:00  
 24 CAL STATE NORTHRIDGE-7:00  
 24 MONTANA-7:00

**DECEMBER**

1 AT IOWA STATE-7:00  
 5 UTAH STATE-7:00  
 8 UTAH-7:00  
 15 AT WEBER STATE-7:00  
 18 EASTERN NEW MEXICO-7:00  
 21 AT BAYLOR -7:00  
 27 NORTHERN ARIZONA -7:00  
 29 VIRGINIA TECH-12:00

**JANUARY**

3 \*LOYOLA MARYMOUNT-7:00

5 AT \*SAN FRANCISCO-7:00  
 10 \*PEPPERDINE-7:00  
 12 AT \*SANTA CLARA-TBD  
 16 \*SAINT MARY'S-9:00  
 19 \*SAN DIEGO-7:00  
 24 AT \*GONZAGA-9:00  
 26 AT \*PORTLAND-8:30  
 31 AT \*PEPPERDINE-8:00

**FEBRUARY**

2 \*SANTA CLARA-7:00  
 7 AT \*SAN DIEGO-8:00  
 9 SAN FRANCISCO-7:00  
 16 \*PORTLAND-7:00  
 19 \*UTAH STATE-7:00  
 21 AT \*SAINT MARY'S-8:00  
 28 \*GONZAGA -8:00

**MARCH**

2 AT \*LOYOLA MARYMOUNT-8:00

*All Times Mountain*

**COUGAR QUICK FACTS**

Head Coach: Dave Rose  
 Years at BYU: Seventh  
 Record at BYU: 185-54, Overall 185-54  
 Assistant Coaches: Terry Nashif, Tim LaComb, Mark Pope  
 2011-12 Record: 26-9, 12-4 WCC  
 Starters Returning/Lost: 4/2  
 Incoming Freshmen/Transfers: 2/2  
 Location: Provo, Utah  
 Enrollment: 32,955  
 Arena (capacity): Marriott Center (21,000)  
 Athletic Director: Tom Holmoe  
 Sports Info. Director: Kyle Chilton  
 SID Phone: (801) 422-4909 (Office)  
 (801) 372-2080 (Cell)

Website: [www.byucougars.com](http://www.byucougars.com)

**at San Francisco****Friday, Nov. 30, 8 p.m. MT****Head coach Rex Walters****Junior guard De'End Parker****Schedule****NOVEMBER**

9 STANFORD-8:00  
 13 CAL STATE EAST BAY-7:00  
 19 AT AMERICAN 7:30  
 24 COLUMBIA-7:00

**30 MONTANA-7:00****DECEMBER**

4 SAINT JOHNS -7:00  
 8 AT PACIFIC-5:00  
 15 AT NEVADA -3:00  
 18 HOLY CROSS-7:00  
 22 SAN DIEGO STATE-6:00  
 29 DOMINICAN (CA)-7:00

**JANUARY**

2 AT \*SANTA CLARA-7:00  
 5 \*BYU-7:00  
 10 \*SAN DIEGO-7:00  
 12 AT \*SAINT MARY'S 7:00  
 17 \*SANTA CLARA-8:00

19 \*LOYOLA MARYMOUNT-4:30

24 AT \*PORTLAND-TBD  
 26 AT \*GONZAGA-TBD  
 30 \*SAINT MARY'S-7:00

**FEBRUARY**

2 AT \*PEPPERDINE-5:30  
 9 AT \*BYU-9:00  
 14 \*PORTLAND-7:00  
 16 \*GONZAGA-4:30  
 21 AT \*LOYOLA MARYMOUNT  
 23 \*PEPPERDINE-6:00  
 28 AT \*SAN DIEG-6:00

**DONS QUICK FACTS**

Head Coach: Rex Walters  
 Years at Portland State: Fifth Season  
 Record at Portland State: 62-66, Overall 93-99  
 Assistant Coaches: Michael Lee, Jack Kennedy, Luck Wicks  
 2011-12 Record: 17-15, 10-6 BSC (3rd)  
 Starters Returning/Lost: 1/4  
 Incoming Freshmen/Transfers: 6/0  
 Location: San Francisco, Calif.  
 Enrollment: 10,017  
 Arena (Capacity): War Memorial Gym (4,800)  
 Athletics Director: Scott Sidwell  
 Sports Info. Director: Jim Young  
 SID Phone: (415) 422-6162 (Office)

Website: [www.usfdons.com](http://www.usfdons.com)



# Carroll College

Saturday, Dec. 8, 7 p.m. MT



Head coach Brandon Veltri



Senior guard Ben Cutler

## Schedule

### NOVEMBER

3 MSU- BILLINGS-7:30  
9 AT CONCORDIA (OR)-7:30  
10 AT COLLEGE OF IDAHO-7:30  
16 EASTERN OREGON-7:30  
17 EMBRY RIDDLE-7:30  
21 AT SOUTHERN UTAH-7:30  
23 AT WESTERN OREGON-7:30  
24 AT WILLAMETTE-7:30  
30 AT MSU- NORTHERN-7:30

### DECEMBER

8 AT MONTANA-7:00  
15 MOBILE ALABAMA-7:30  
18 AT ARIZONA CHRISTIAN-7:00  
20 AT CONCORDIA IRVINE-2:00  
21 AT THOMPSON RIVER-2:00  
29 AT MSU- BILLINGS-7:00

### JANUARY

3 \*GREAT FALLS-7:30

5 \*DICKINSON STATE-7:30  
9 \*MONTANA TECH-7:30  
12 AT \*DICKINSON STATE-7:30  
17 \*ROCKY MOUNTAIN-7:30  
19 AT \*WESTMINSTER-7:30  
24 AT \*LEWIS-CLARK STATE-7:30  
26 AT \*MONTANA TECH-7:30  
**FEBRUARY**  
1 \*UM WESTERN-7:30  
7 AT \*ROCKY MOUNTAIN-7:30  
6 \*MSU- NORTHERN-7:30  
14 AT 8GREAT FALLS-7:30  
16 AT \*UM WESTERN-7:30  
21 \*WESTMINSTER-7:30  
23 AT \*LEWIS-CLARK STATE-7:30

All Times Mountain

## SAINTS QUICK FACTS

Head Coach: Brandon Veltri  
Years at Carroll: Fourth  
Record at Carroll: 50-38, Overall 50-38  
Assistant Coaches: Brock Veltri, Ryan McDermott, Chris Medina  
2011-12 Record: 14-13, 7-7 Frontier  
Starters Returning/Lost: 4/1  
Incoming Freshmen/Transfers: 3/0  
Location: Helena, Mont.  
Enrollment: 1,502  
Arena (Capacity): Carroll PE Center (1,000)  
Athletic Director: Bruce Parker  
Sports Info. Director: Brock Veltri  
SID Phone: (406) 447-5183 (Office)

Website: [www.carroll.edu/athletics](http://www.carroll.edu/athletics)

# South Dakota State

Saturday, Dec. 15, 7 p.m. MT



Head coach Scott Naggy



Senior guard Nick Wolters

## Schedule

### NOVEMBER

9 AT ALABAMA-7:00  
13 TENNESSEE STATE-7:00  
16 AT HOFSTRA-7:00  
17 MARSHALL-2:30  
18 DISTRICT OF COLOMBIA-12:30  
21 SOUTHWEST MINN. ST.-7:00  
28 NORTH DAKOTA-8:30

### DECEMBER

1 NEBRASKA- OMAHA-7:30  
5 AT MINNESOTA -7:00  
6 DAKOTA STATE-8:00  
9 CAL STATE BAKERSFIELD-2:30  
15 AT MONTANA-8:00  
19 AT BELMONT-7:00  
22 AT NEW MEXICO-1:30  
29 AT NORTH DAKOTA STATE-7:00

### JANUARY

3 AT MISSOURI- KANSAS CITY-7:05

5 AT SOUTH DAKOTA-4:05  
10 OAKLAND-7:00  
12 IP- FORT WAYNE-4:00  
17 AT WESTERN ILLINOIS-7:00  
19 AT IUPUI-2:00  
26 NORHT DAKOTA STATE-3:05  
31 SOUTH DAKOTA-7:05  
**FEBRUARY**  
2 MISSOURI- KANSAS CITY-4:05  
7 AT IP- FORT WAYNE-6:00  
9 AT OAKLAND-5:00  
14 IUPUI-7:05  
16 WESTERN ILLINOIS-4:05  
20 CAL STATE BAKERSFIELD-9:00  
28 NEBRASKA- OMAHA-9:00

All Times Central

## JACKRABBIT QUICK FACTS

Head Coach: Scott Naggy  
Years at South Dakota State: Eighteenth  
Record at Sacramento State: 316-198, Overall 316-198  
Assistant Coaches: Rob Klinkefus, Austin Hanson, Brian Cooley  
2011-12 Record: 27-8, 15-3 Summit  
Starters Returning/Lost: 4/1  
Incoming Freshmen/Transfers: 4/0  
Location: Brookings, S.D.  
Enrollment: 12,583  
Arena (Capacity): Frost Arena (6,107)  
Athletic Director: Justin Sell  
Sports Info. Director: Ryan Sweeter  
SID Phone: (605) 688-4822 (Office)  
(605) 376-4422 (Cell)  
(605) 688-5999 (Fax)

Website: [www.gojacks.com](http://www.gojacks.com)



# 2012-13 Opponents

**Northern Arizona**  
at Wednesday, Dec. 19, 6:30 p.m. MT  
vs. Saturday, Mar. 9, 7p.m. MT



Head coach Jack Murphy



Senior guard Gabe Rogers

## Schedule

### NOVEMBER

10 AT OREGON-4:35  
12 AT UNLV-7:05  
18 AT UC DAVIS-2:05  
23 VS. JACKSONVILLE ST.-10 A.M.  
24 VS. CAMPBELL/NC A&T1-TBA  
28 AT ARIZONA-8:05

### DECEMBER

1 SAM HOUSTON STATE-4:35  
5 LOYOLA MARYMOUNT-6:35  
17 \*MONTANA STATE-6:35  
19 \*MONTANA-6:35  
21 AT COLORADO-6:35  
27 AT BYU-7:05

### JANUARY

3 \*SACRAMENTO STATE-6:35  
5 \*SOUTHERN UTAH-3:05  
10 \*AT EASTERN WASH.-7:05  
12 \*AT PORTLAND STATE-7:35

17 \*AT WEBER STATE-7:05  
19 \*AT IDAHO STATE-7:05  
24 \*NORTHERN COLORADO-6:35  
26 \*NORTH DAKOTA-2:05

### FEBRUARY

2 \*AT SOUTHERN UTAH-7:05  
4 \*AT SACRAMENTO STATE-7:05  
7 \*PORTLAND STATE-6:35  
9 \*EASTERN WASHINGTON-1:05  
14 \*AT NORTHERN COLO.-7:05  
16 \*AT NORTH DAKOTA-2:05  
23 BRACKET BUSTER (ROAD)  
28 \*IDAHO STATE-6:35

### MARCH

2 \*WEBER STATE-2:05  
7 \*AT MONTANA STATE-8:05  
9 \*AT MONTANA-7:05

All Times Mountain

## LUMBERJACK QUICK FACTS

Head Coach: Jack Murphy  
Years at Northern Arizona: First  
Record at Northern Arizona: 0-0, Overall 0-0  
Assistant Coaches: Jermone Riley, Matt Dunn, Vic Sfera  
2011-12 Record: 5-24, 1-15 Big Sky (9th)  
Starters Returning/Lost: 4/1  
Incoming Freshmen/Transfers: 3/2  
Location: Flagstaff, Ariz.  
Enrollment: 23,600  
Arena (Capacity): Rolle Activity Center (1,000)  
Athletic Director: Dr. Lisa Campos  
Sports Info. Director: Steve Shaff  
SID Phone: (928) 523-6792 (Office)  
(928) 606-6628 (Cell)  
(928) 523-6792 (Fax)

Website: www.nauathletics.com

**Sacramento State**  
at Friday, Dec. 21, 8 p.m. MT  
vs. Thursday, Mar. 7, 7 p.m. MT



Head coach Brian Katz



Senior forward John Dickson

## Schedule

### NOVEMBER

9 UC MERCED 7:05  
14 CSU BAKERSFIELD 7:05  
16 AT UTAH 7:05  
20 UC DAVIS 7:35  
24 AT CENTRAL ARKANSAS 7:05  
27 DOMINICAN 7:05

### DECEMBER

1 AT ARIZONA STATE 3:05  
8 AT SAN JOSE STATE 7:05  
19 \*MONTANA STATE 7:05  
21 \*MONTANA 7:05

### JANUARY

3 \*AT NORTHERN ARIZONA 6:35  
7 \*SOUTHERN UTAH 7:05  
10 \*AT PORTLAND STATE 7:35  
12 \*AT EASTERN WASH. 6:05  
17 \*AT IDAHO STATE 7:05  
19 \*AT WEBER STATE 7:05

24 \*NORTH DAKOTA 7:05  
26 \*NORTHERN COLORADO 7:05  
31 \*AT SOUTHERN UTAH 7:05

### FEBRUARY

4 \*NORTHERN ARIZONA 7:05  
7 \*EASTERN WASHINGTON 7:05  
9 \*PORTLAND STATE 7:05  
14 \*AT NORTH DAKOTA 7:05  
16 \*AT NORTHERN COLO. 7:05  
23 BRACKET BUSTER (ROAD)  
28 \*WEBER STATE 7:05

### MARCH

2 \*IDAHO STATE 7:50  
7 \*AT MONTANA 7:05  
9 \*AT MONTANA STATE 2:35

## HORNET QUICK FACTS

Head Coach: Brian Katz  
Years at Sacramento State: Fifth  
Record at Sacramento State: 28-87, Overall 28-87  
Assistant Coaches: Brandon Laird, Ajay Riding, Travis Okamoto  
2011-12 Record: 10-18, 5-11 Big Sky (T7th)  
Starters Returning/Lost: 4/1  
Incoming Freshmen/Transfers: 2/5  
Location: Sacramento, Calif.  
Enrollment: 28,000  
Arena (Capacity): Hornets Nest (1,200)  
Athletic Director: Dr. Terry Wanless  
Sports Info. Director: Ryan Bjork  
SID Phone: (916) 278-7426 (Office)  
(916) 838-7557 (Cell)  
(916) 278-5429 (Fax)

Website: www.hornetsports.com



# Eastern Washington

vs. Thursday, Jan. 3, 7 p.m. MT  
at Saturday, Feb. 2, 7 p.m. MT



Head coach Jim Hayford



Senior guard Jeffrey Forbes

## Schedule

### NOVEMBER

10 AT WASHINGTON STATE-TBA  
12 AT CS NORTHRIDGE-7:05  
18 AT SAINT MARY'S-5:05  
20 IVS. UTAH VALLEY-6:05  
21 IVS. SO. CAR. UPSTATE-6:05  
23 1AT SANTA CLARA-4:05  
30 CAL STATE FULLERTON-6:05

### DECEMBER

6 IDAHO-6:05  
10 SEATTLE-6:05  
17 AT UC DAVIS-7:05  
20 \*WEBER STATE-6:05  
22 \*IDAHO STATE-2:05

### JANUARY

3 \*AT MONTANA-7:05  
5 \*AT MONTANA STATE-7:05  
10 \*NORTHERN ARIZONA-6:05  
12 \*SACRAMENTO STATE-6:05

17 \*AT NORTH DAKOTA-7:05  
19 \*AT NORTHERN COLO.-7:05  
26 \*AT SOUTHERN UTAH-7:05  
28 \*PORTLAND STATE-6:05  
31 \*MONTANA STATE-6:05

### FEBRUARY

2 \*MONTANA-6:05  
7 \*AT SACRAMENTO STATE-7:05  
9 \*AT NORTHERN ARIZONA-1:05  
16 \*SOUTHERN UTAH-2:05  
18 \*AT PORTLAND STATE-7:35  
23 BRACKET BUSTER (HOME)  
28 \*NORTHERN COLORADO-6:05

### MARCH

2 \*NORTH DAKOTA-2:05  
7 \*AT IDAHO STATE-7:05  
9 \*AT WEBER STATE-7:05

All Times Pacific

## EAGLE QUICK FACTS

Head Coach: Jim Hayford  
Years at Eastern Washington: Second  
Record at Eastern Washington: 15-17, Overall 269-101 (13 Seasons)  
Assistant Coaches: Craig Fortier, Craig Ehlo, Shantay Legans  
2011-12 Record: 8-8, 15-17 (4th)  
Starters Returning/Lost: 2/3  
Incoming Freshmen/Transfers: 5/2  
Location: Cheney, Washington  
Enrollment: 12,130  
Arena (Capacity): Reese Court (6,000)  
Athletics Director: Bill Chaves  
Sports Info. Director: Dave Cook  
SID Phone: (509) 359-6334 (Office)  
(509) 280-2502 (Cell)  
(509) 359-2828 (Fax)

Website: www.goeags.com

# Portland State

vs. Saturday, Jan. 5, 7 p.m. MT  
at Thursday, Jan. 31, 8:30 p.m. MT



Head coach Tyler Geving



Senior guard Michael Harthun

## Schedule

### NOVEMBER

9 PACIFIC-8:05  
12 AT OREGON-6:35  
21 AT PORTLAND-7:05  
25 AT OKLAHOMA STATE-1:05

### DECEMBER

1 AT LOYOLA MARYMOUNT-5:05  
12 OREGON STATE-7:35  
15 GEORGE FOX-7:35  
20 \*IDAHO STATE-7:35  
22 \*WEBER STATE-7:35

### JANUARY

3 \*AT MONTANA STATE-7:05  
5 \*AT MONTANA-7:05  
10 \*SACRAMENTO STATE-7:35  
12 \*NORTHERN ARIZONA-7:35  
17 \*AT NORTHERN COLO.-7:05  
19 \*AT NORTH DAKOTA-2:05  
24 \*AT SOUTHERN UTAH-7:05

28 \*AT EASTERN WASH.-6:05

31 \*MONTANA-7:35

### FEBRUARY

2 \*MONTANA STATE-7:35  
7 \*AT NORTHERN ARIZONA-6:35  
9 \*AT SACRAMENTO STATE-7:05  
14 \*SOUTHERN UTAH-7:35  
18 \*EASTERN WASHINGTON-7:35  
23 BRACKETBUSTER (HOME)-7:35  
28 \*NORTH DAKOTA-7:35

### MARCH

2 \*NORTHERN COLORADO-7:35  
7 \*AT WEBER STATE-7:05  
9 \*AT IDAHO STATE-7:05

All Times Pacific

## VIKING QUICK FACTS

Head Coach: Tyler Geving  
Years at Portland State: Fourth Season  
Record at Portland State: 44-50, Overall 44-50  
Assistant Coaches: Eric Harper, Andy McCluskey, Anthony Owens  
2011-12 Record: 17-15, 10-6 BSC (3rd)  
Starters Returning/Lost: 2/3  
Incoming Freshmen/Transfers: 0/6  
Location: Portland, Oregon  
Enrollment: 29,818  
Nickname: Vikings  
Arena (Capacity): Stott Center(1,500)  
Athletics Director: Torre Chisholm  
Sports Info. Director: Mike Lund  
SID Phone: (503) 725-5602 (Office)  
(503) 866-0236 (Cell)

Website: www.goviks.com



## 2012-13 Opponents

**North Dakota**

at Thursday, Jan. 10, 6 p.m. MT  
vs. Saturday, Feb. , 7 p.m. MT



Head coach Brian Jones



Junior guard Troy Huff

**Schedule****NOVEMBER**

9 AT KANSAS STATE-TBA  
14 CROWN COLLEGE-7:05  
17 AT NORTHERN IOWA-1:05  
20 AT HAWAII-7:05  
28 AT SO. DAKOTA STATE-7:05

**DECEMBER**

5 UMKC-7:05  
9 AT NORTH DAKOTA STATE-7:05  
13 PRESENTATION COLL.-2:05  
17 \*AT SOUTHERN UTAH-5:05  
21 \*NORTHERN COLORADO-7:05  
28 BOWLING GREEN-7:05

**JANUARY**

3 \*AT IDAHO STATE-7:05  
5 \*AT WEBER STATE-7:05  
10 \*MONTANA-6:35  
12 \*MONTANA STATE-7:05  
17 \*EASTERN WASHINGTON-7:05

19 \*PORTLAND STATE-7:05  
24 \*AT SACRAMENTO ST-6:05  
26 \*AT NO. ARIZONA-2:05  
31 \*WEBER STATE-7:05

**FEBUARY**

2 \*IDAHO STATE-7:05  
7 \*AT MONTANA STATE-7:05  
9 \*AT MONTANA-7:05  
14 \*SACRAMENTO STATE-7:05  
16 \*NORTHERN ARIZONA-7:05  
20 \*NORTHERN COLORADO-7:05  
23 ROAD BRACKET BUSTER-7:05  
28 \*AT PORTLAND STATE-7:05

**MARCH**

2 \*AT EASTERN WASH.-2:05  
9 \*SOUTHERN UTAH-2:05

All Times Central

**NORTH DAKOTA QUICK FACTS**

Head Coach: Brian Jones

Years at North Dakota: Seventh season

Record at North Dakota: 86-97, Overall 86-97

Assistant Coaches: Gameli Ahelegbe, Dean Oliver, Brent Wilson

2011-12 Record: 17-15, 6-4 (2nd) Great West Conference

Starters Returning/Lost: 4/1

Incoming Freshmen/Transfers: 1/3

Location: Grand Forks, N.D.

Enrollment: 13,950

Arena (Capacity): Betty Engelstad Sioux Center (3,064)

Athletic Director: Brian Faison

Sports Info. Director: Ryan Powell

SID Phone: (701) 777-2986(Office)  
(701) 213-5921 (Cell)  
(701) 777-4352 (Fax)

Website: www.undsports.com

**Northern Colorado**

vs. Saturday, Jan. 5, 7 p.m. MT  
at Thursday, Jan. 31, 8:30 p.m. MT



Head coach B.J. Hill



Junior guard Tate Unruh

**Schedule****NOVEMBER**

10 SOUTHWEST (NM)-1:05  
15 AT CAL POLY-7:05  
21 WYOMING-7:05  
26 AT. COLORADO STATE-7:05

**DECEMBER**

1 AT UC RIVERSIDE-7:05  
5 AT NORTHERN IOWA-7:05  
8 AT WICHITA STATE-7:05  
17 TABOR COLLEGE-7:05  
21 \*AT NORTH DAKOTA-7:05  
29 \*AT SOUTHERN UTAH-7:35

**JANUARY**

3 \*AT WEBER STATE-7:05  
5 \*AT IDAHO STATE-7:05  
10 \*MONTANA STATE-7:05  
12 \*MONTANA-7:05  
17 \*PORTLAND STATE-7:05  
19 \*EASTERN WASHINGTON-7:05

24 \*AT NORTHERN ARIZ.-6:35  
26 \*AT SACRAMENTO ST.-7:05  
31 \*IDAHO STATE-7:05

**FEBRUARY**

2 \*WEBER STATE-7:05  
7 \*AT MONTANA-7:05  
9 \*AT MONTANA STATE-7:05  
14 \*NORTHERN ARIZONA-7:05  
16 \*SACRAMENTO STATE-7:05  
20 \*NORTH DAKOTA-7:05  
23 BRACKETBUSTER (ROAD)-TBA  
28 \*AT EASTERN WASH.-6:05

**MARCH**

2 \*AT PORTLAND STATE-7:35  
7 \*SOUTHERN UTAH-7:05

All Times Mountain

**BEAR QUICK FACTS**

Head Coach: B.J. Hill

Years at No. Colorado: Third Season

Record at Northern Colorado: 30-30, Overall 30-30

Assistant Coaches: Shawn Ellis, Ryan Martin, Logan Bean

2011-12 Record: 9-19, 5-11 Big Sky (T-7th)

Starters Returning/Lost: 4/1

Incoming Freshmen/Transfers: 2/1

Location: Greeley, Colo.

Enrollment: 12,148

Arena (Capacity): Butler-Hancock Sports Pavilion (2,992)

Athletic Director: Jay Hinrichs

Sports Info. Director: Dustin Main

SID Phone: (970) 351-9645 (Office)  
(970) 405-0001 (Cell)  
(970) 351-1995 (Fax)

Website: www.uncbears.com



## Southern Utah

vs. Thursday, Jan. 17, 7 p.m. MT  
at. Monday, Mar. 4, 7p.m. MT



Head coach Nick Robinson



Senior guard Damon Heuir

### Schedule

#### NOVEMBER

9 AT GONZAGA-6:05  
16 VS. UW GREEN BAY-8:35  
17 VS. CS FULLERTON-8:35  
18 AT NEVADA-3:35  
21 CARROLL COLLEGE-7:05  
29 AT TCU-TBA

#### DECEMBER

1 SAN DIEGO CHRISTIAN-7:35  
4 SAN DIEGO-7:05  
17 \*NORTH DAKOTA-7:35  
21 AT DENVER-4:05  
29 \*NORTHERN COLORADO-7:35

#### JANUARY

5 \*AT NORTHERN ARIZONA-3:05  
7 \*AT SACRAMENTO STATE-7:05  
10 \*WEBER STATE-7:05  
12 \*IDAHO STATE-7:05  
17 \*AT MONTANA-7:05

21 \*AT MONTANA STATE-TBA  
24 \*PORTLAND STATE-7:05  
26 \*EASTERN WASHINGTON-7:05  
31 \*SACRAMENTO STATE-7:05  
**FEBRUARY**  
2 \*NORTHERN ARIZONA-7:05  
7 \*AT IDAHO STATE-7:05  
9 \*AT WEBER STATE-7:05  
14 \*AT PORTLAND STATE-7:35  
16 \*AT EASTERN WASH.-2:05  
23 BRACKET BUSTER (HOME)  
28 \*MONTANA STATE-7:05  
**MARCH**  
4 \*MONTANA-7:05  
7 \*AT NORTHERN COLO.-7:05  
9 \*AT NORTH DAKOTA-2:05

All Times Mountain

### THUNDERBIRD QUICK FACTS

Head Coach: Nick Robinson  
Years at Weber State: First season  
Record at Southern Utah: 0-0, Overall 0-0  
Assistant Coaches: Jared Barrett, Todd Okeson, Drew Allen  
2011-12 Record: 14-17, 8-10\* (6th) \*Summit League  
Location: Cedar City, Utah  
Starters Returning/Lost: 2/3  
Incoming Freshmen/Transfers: 3/1  
Enrollment: 8,066  
Arena (Capacity): Centrum (5,300)  
Athletic Director: Ken Beazer  
Sports Info. Director: Neil Gardner  
SID Phone: (435) 586-7753 (Office)  
(435) 559-0275 (Cell)  
(435) 586-5444 (Fax)

Website: www.suutbirds.com

## Montana State

vs. Saturday, Jan. 19, 7 p.m. MT  
at Saturday, Mar. 2, 7 p.m. MT



Head coach Brad Huse



Senior guard Xavier Blount

### Schedule

#### NOVEMBER

11 AT SEATTLE-6:05  
18 PORTLAND-1:05  
21 AT AIR FORCE-7:05  
25 AT OREGON STATE-3:05  
29 PEPPERDINE-7:05

#### DECEMBER

1 SAN JOSE STATE-TBA  
6 MONTANA TECH-7:05  
17 \*AT NORTHERN ARIZ.-6:35  
19 \*AT SACRAMENTO ST.-7:05  
29 NORTHWEST INDIAN-7:05

#### JANUARY

3 \*PORTLAND STATE-7:05  
5 \*EASTERN WASHINGTON-7:05  
10 \*AT NORTHERN COLO.-7:05  
12 \*AT NORTH DAKOTA-2:05  
19 \*AT MONTANA-7:05  
21 \*NORTH DAKOTA-7:05

24 \*WEBER STATE-7:05  
26 \*IDAHO STATE-7:05  
31 \*AT EASTERN WASH.-6:05  
**FEBRUARY**  
2 \*AT PORTLAND STATE-7:35  
7 \*SOUTHERN UTAH-7:05  
9 \*NORTHERN COLORADO-TBA  
14 \*AT IDAHO STATE-7:05  
16 \*AT WEBER STATE-7:05  
24 BRACKET BUSTER (ROAD)  
28 \*AT SOUTHERN UTAH-7:05  
**MARCH**  
2 \*MONTANA-7:05  
7 \*NORTHERN ARIZONA-8:05  
9 \*SACRAMENTO STATE-2:35

All Times Mountain

### BOBCAT QUICK FACTS

Head Coach: Brad Huse  
Years at Montana State: Sixth season  
Record at Montana State: 70-90, Overall 264-160  
Assistant Coaches: Scott Carson, Aerick Sanders, Shawn Dirden  
2011-12 Record: 12-17, 7-9 BSC (T5th)  
Starters Returning/Lost: 2/3  
Incoming Freshmen/Transfers: 3/4  
Location: Bozeman, Mont.  
Enrollment: 13,559  
Arena (Capacity): Worthington Arena (7,250)  
Athletic Director: Peter Fields  
Sports Info. Director: Bill Lamberty  
SID Phone: (406) 994-5133 (Office)  
(406) 580-6781 (Cell)  
(406) 994-2278 (Fax)

Website: www.msubobcats.com



## 2012-13 Opponents

**Idaho State**

**vs. Thursday, Jan. 24, 7 p.m. MT**  
**at Saturday, Feb. , 7 p.m. MT**



Head coach Bill Evans



Senior guard Andre Hatchett

**Schedule****NOVEMBER**

10 AT WASHINGTON STATE-TBA  
 12 AT CS NORTHRIDGE-7:05  
 18 AT SAINT MARY'S-5:05  
 20 1VS. UTAH VALLEY-6:05  
 21 1VS. SO. CAR. UPSTATE-6:05  
 23 1AT SANTA CLARA-4:05  
 30 CAL STATE FULLERTON-6:05

**DECEMBER**

6 IDAHO-6:05  
 10 SEATTLE-6:05  
 17 AT UC DAVIS-7:05  
 20 \*WEBER STATE-6:05  
 22 \*IDAHO STATE-2:05

**JANUARY**

3 \*AT MONTANA-7:05  
 5 \*AT MONTANA STATE-7:05  
 10 \*NORTHERN ARIZONA-6:05  
 12 \*SACRAMENTO STATE-6:05

17 \*AT NORTH DAKOTA-7:05  
 19 \*AT NORTHERN COLO.-7:05  
 26 \*AT SOUTHERN UTAH-7:05  
 28 \*PORTLAND STATE-6:05  
 31 \*MONTANA STATE-6:05

**FEBRUARY**

2 \*MONTANA-6:05  
 7 \*AT SACRAMENTO STATE-7:05  
 9 \*AT NORTHERN ARIZONA-1:05  
 16 \*SOUTHERN UTAH-2:05  
 18 \*AT PORTLAND STATE-7:35  
 23 BRACKET BUSTER (HOME)  
 28 \*NORTHERN COLORADO-6:05

**MARCH**

2 \*NORTH DAKOTA-2:05  
 7 \*AT IDAHO STATE-7:05  
 9 \*AT WEBER STATE-7:05

All Times Mountain

**BENGAL QUICK FACTS**

Head Coach: Bill Evans  
 Years at Idaho State: First Season  
 Record at Idaho State: 0-0, Overall 209-223  
 Assistant Coaches: Tim Walsh, Andy Ward, Jay Collins  
 2011-12 Record: 9-21, 7-9 (6th)  
 Starters Returning/Lost: 2/3  
 Incoming Freshmen/Transfers: 1/5  
 Location: Pocatello, Idaho  
 Enrollment: 14,489  
 Arena (Capacity): Holt Arena (8,000)  
 Athletic Director: Jeff Tingey  
 Sports Info. Director: Steve Schaack  
 SID Phone: (208) 282-2621 (Office)  
 (208) 406-3570 (Cell)  
 (208) 282-3659 (Fax)

Website: www.isubengals.com

**Weber State**

**vs. Saturday, Jan. 26, 7 p.m. MT**  
**at Thursday, Feb. 14, 7 p.m. MT**



Head coach Randy Rahe



Senior guard Scott Bamforth

**Schedule****NOVEMBER**

9 ARIZONA CHRISTIAN-7:05  
 15 AT SAN JOSE STATE-7:00  
 24 AT UTAH STATE-7:05  
 28 AT DAYTON-TBA

**DECEMBER**

5 UTAH VALLEY-7:05  
 8 UC IRVINE-7:05  
 15 BYU-7:05  
 20 \*AT EASTERN WASH.-6:05  
 22 \*AT PORTLAND STATE-7:35  
 29 UNIV. OF SOUTHWEST-7:05

**JANUARY**

3 \*NORTHERN COLORADO-7:05  
 5 \*NORTH DAKOTA-7:05  
 10 \*AT SOUTHERN UTAH-7:05  
 14 \*AT IDAHO STATE-7:05  
 17 \*NORTHERN ARIZONA-7:05  
 19 \*SACRAMENTO STATE-7:05

24 \*AT MONTANA STATE-7:05

26 \*AT MONTANA-7:05

31 \*AT NORTH DAKOTA-7:05

**FEBRUARY**

2 \*AT NORTHERN COLO.-7:05  
 9 \*SOUTHERN UTAH-7:05  
 11 \*IDAHO STATE-7:05  
 14 \*MONTANA-7:35

16 \*MONTANA STATE-7:05

23 BRACKET BUSTER (ROAD)

28 \*AT SACRAMENTO ST.-7:05

**MARCH**

2 \*AT NORTHERN ARIZONA-TBA

7 \*PORTLAND STATE-7:05

9 \*EASTERN WASHINGTON-7:05

All Times Mountain

**WILDCAT QUICK FACTS**

Head Coach: Randy Rahe  
 Years at Weber State: Seventh season  
 Record at Weber State: 120-68, Overall 120-68  
 Assistant Coaches: Eric Duft, Tim Gardner, Phil Beckner, Keith Berard  
 2011-12 Record: 25-7, 14-2 Big Sky (2nd)  
 Starters Returning/Lost: 2/3  
 Incoming Freshmen/Transfers: 3/4  
 Location: Ogden, Utah  
 Enrollment: 25,300  
 Arena (Capacity): Dee Events Center (11,500)  
 Athletic Director: Jerry Bovee  
 Sports Info. Director: Paul Grua  
 SID Phone: (801) 626-7414 (Office)  
 (801) 452-3811 (Cell)  
 (801) 626-6490 (Fax)

Website: www.weberstatesports.com



# 2011-12 Results and Statistics





# 2011-12 Season Stats

## Player	GP-GS	Min	Avg	---TOTAL---		---3-PTS---			---REBOUNDS---												
				FG-FGA	Pct	3FG-FGA	Pct	FT-FTA	Pct	Off	Def	Tot	Avg	PF	FO	A	TO	Blk	Stl	PTS	Avg
05 Cherry, Will.....	32-32	1082	33.8	161-362	.445	51-137	.372	132-169	.781	20	104	124	3.9	80	1	105	90	11	83	505	15.8
32 Jamar, Kareem.....	32-32	1116	34.9	147-309	.476	49-111	.441	92-135	.681	26	152	178	5.6	49	0	118	71	20	36	435	13.6
40 Ward, Mathias.....	32-30	837	26.2	129-240	.538	10-19	.526	80-102	.784	49	77	126	3.9	91	2	19	29	12	10	348	10.9
01 Steward, Art.....	32-32	942	29.4	113-214	.528	11-26	.423	66-97	.680	55	93	148	4.6	99	4	43	46	19	33	303	9.5
24 Selvig, Derek.....	29-26	880	30.3	86-214	.402	38-87	.437	54-76	.711	35	141	176	6.1	82	2	87	63	35	29	264	9.1
50 Reader, Billy.....	12-0	172	14.3	27-49	.551	0-0	.000	7-11	.636	20	14	34	2.8	25	0	6	16	4	0	61	5.1
22 Stockton, Shawn....	32-0	500	15.6	44-106	.415	13-54	.241	13-20	.650	7	34	41	1.3	57	1	23	29	1	16	114	3.6
45 Hutchison, Eric....	26-8	186	7.2	17-27	.630	0-0	.000	14-21	.667	17	29	46	1.8	31	0	0	12	3	2	48	1.8
02 Henderson, Kevin...	20-0	98	4.9	12-30	.400	2-14	.143	9-11	.818	8	11	19	1.0	17	0	2	7	1	3	35	1.8
20 DeShields, Keron...	27-0	161	6.0	15-44	.341	8-22	.364	8-10	.800	0	8	8	0.3	13	0	9	6	1	4	46	1.7
33 Weisner, Mike...	22-0	157	7.1	12-33	.364	5-18	.278	4-5	.800	1	18	19	0.9	13	0	5	8	5	2	33	1.5
12 Wood, Jordan...	25-0	219	8.8	14-42	.333	6-27	.222	0-9	.000	5	21	26	1.0	20	0	15	18	3	9	34	1.4
10 Gregory, Jordan....	18-0	75	4.2	4-19	.211	2-9	.222	3-6	.500	1	3	4	0.2	8	0	4	3	0	2	13	0.7
TEAM.....										41	54	95	3.1	0		3		0			
Total.....	32	6425		781-1689	.462	195-524	.372	482-672	.717	285	759	1044	32.6	585	10	436	401	115	229	2239	70.0

2011-12 TEAM STATS	UM	OPP
SCORING.....	2239	1985
Points per game.....	70.0	62.0
Scoring margin.....	+7.9	-
FIELD GOALS-ATT.....	781-1689	684-1686
Field goal pct.....	.462	.406
3 POINT FG-ATT.....	195-524	165-497
3-point FG pct.....	.372	.332
3-pt FG made per game.	6.1	5.2
FREE THROWS-ATT.....	482-672	452-647
Free throw pct.....	.717	.699
F-Throws made per game	15.1	14.1
REBOUNDS.....	1044	1075
Rebounds per game....	32.6	33.6
Rebounding margin....	-1.0	-
ASSISTS.....	436	303
Assists per game.....	13.6	9.5
TURNOVERS.....	401	477
Turnovers per game....	12.5	14.9
Turnover margin.....	+2.4	-
Assist/turnover ratio.	1.1	0.6
STEALS.....	229	185
Steals per game.....	7.2	5.8
BLOCKS.....	115	119
Blocks per game.....	3.6	3.7
ATTENDANCE.....	72095	48763
Home games-Avg/Game...	18-4005	13-2922
Neutral site-Avg/Game.	-	1-10774
SCORE BY PERIODS:	1st	2nd OT Total
University of Montana....	1054	1175 10 - 2239
Opponents.....	953	1015 17 - 1985



<b>DATE</b>	<b>TIME</b>	<b>OPPONENT</b>	<b>SCORE</b>	<b>ATTEND</b>	<b>HIGH POINTS</b>	<b>HIGH REBOUNDS</b>
11/11/11	7 p.m.	at Colorado State	L 58-64	4666	(12)JAMAR, Kareem	(5)HUTCHISON, Eric (5)JAMAR, Kareem
11/14/11	7:00pm	UNIV. OF GREAT FALLS	W 60-59	2445	(14)JAMAR, Kareem	(14)JAMAR, Kareem
11/17/11	7:00pm	IDAHO	W 57-52	2684	(24)CHERRY, Will	(11)CHERRY, Will
11/20/11	5:05pm	at San Diego	W 73-60	1659	(14)JAMAR, Kareem	(6)SELVIG, Derek
11/23/11	7:07 p.m.	at North Dakota	L 81-88ot	1760	(28)CHERRY, Will	(9)READER, Billy
11/26/11	7:00pm	LBSU	W 73-71	3529	(14)SELVIG, Derek	(8)WARD, Mathias
12/1/11	7:05 p.m.	SAN FRANCISCO	L 62-65	3212	(17)STEWART, Art	(10)STEWART, Art
12/4/11	5:00 PM	at Oregon State	L 46-71	5518	(13)CHERRY, Will	(7)SELVIG, Derek
12/7/11	7:00 p.m.	MONTANA TECH	W 64-49	2835	(22)WARD, Mathias	(5)SELVIG, Derek
12/10/11	7:00 p.m.	NEVADA	L 64-70	2946	(18)CHERRY, Will	(8)SELVIG, Derek
12/17/11	7:00PM	at Portland	W 80-65	1312	(20)CHERRY, Will	(12)SELVIG, Derek
12/22/11	7:00pm	UTAH VALLEY	W 65-52	2591	(15)WARD, Mathias (15)JAMAR, Kareem	(7)SELVIG, Derek
12/28/11	7:05pm	* PORTLAND STATE	W 75-64	3492	(17)JAMAR, Kareem	(7)HUTCHISON, Eric
12/30/11	1:05pm	* EASTERN WASH.	W 79-71	3363	(28)WARD, Mathias	(7)JAMAR, Kareem
1/7/2012	7:05 p.m.	* at Idaho State	W 68-44	2203	(15)CHERRY, Will	(7)SELVIG, Derek (7)JAMAR, Kareem
1/12/12	6:35 p.m.	* at Northern Arizona	W 78-53	561	(15)JAMAR, Kareem	(7)JAMAR, Kareem
01/14/12	7:05 p.m.	* at Weber State	L 64-80	7236	(15)CHERRY, Will	(12)WARD, Mathias
1/19/12	7:05pm	* NORTHERN COLO.	W 76-58	2844	(27)CHERRY, Will	(6)WARD, Mathias
1/21/12	7:05pm	* SACRAMENTO STATE	W 85-56	3709	(20)STEWART, Art	(8)JAMAR, Kareem
1/26/12	6:05 p.m.	* at Eastern Washington	W 74-60	3512	(19)STEWART, Art	(8)CHERRY, Will (8)STEWART, Art
01/29/12	1:05 p.m.	* at Portland State	W 69-67	1307	(20)CHERRY, Will	(9)SELVIG, Derek
2/4/12	7:05 pm	* at Montana State	W 67-58	6018	(21)JAMAR, Kareem	(9)STEWART, Art
2/6/2012	7:05	* IDAHO STATE	W 76-40	3444	(21)CHERRY, Will	(7)JAMAR, Kareem
2/9/12	7:05 p.m.	* at Northern Colorado	W 75-68	1419	(30)CHERRY, Will	(4)CHERRY, Will (4)SELVIG, Derek (4)WARD, Mathias
2/11/12	7:05 p.m.	* at Sacramento State	W 67-58	818	(17)CHERRY, Will	(14)SELVIG, Derek
2/18/12	7:00pm	HAWAII	W 94-79	5009	(24)CHERRY, Will	(11)JAMAR, Kareem
2/23/12	7:05pm	* NORTHERN ARIZONA	W 78-60	3227	(19)SELVIG, Derek	(8)SELVIG, Derek
2/25/12	7:05pm	* MONTANA STATE	W 57-47	7003	(14)STEWART, Art	(10)JAMAR, Kareem
2/28/12	7:05pm	* WEBER STATE	W 66-51	7157	(23)CHERRY, Will	(12)STEWART, Art
3/6/12	8:00pm	\$EASTERN WASH.	W 74-66	5563	(19)WARD, Mathias	(13)JAMAR, Kareem
3/7/12	7:05pm	\$WEBER STATE	W 85-66	7042	(23)JAMAR, Kareem (23)WARD, Mathias	(9)SELVIG, Derek
3/15/12	12:10 p.m.	# vs Wisconsin	L 49-7	10774	(18)STEWART, Art	(4)SELVIG, Derek (4)JAMAR, Kareem

\* - Conference game  
\$ - Conference tournament  
# - NCAA tournament



## 2011-12 Box Scores

## University of Montana vs Colorado State

11/11/11 • 7 p.m. at Fort Collins, Colo. • Moby Arena

University of Montana 58 • 0-1

#	Player	3-Ptr	Rebounds	FT-FTA	Off	Def	Tot	PF	TP	A	TO	Blk	Stl	Min
01	STEWART, Art f	4-4	2-2	1-1	0	3	3	4	11	1	1	1	0	19
40	WARD, Mathias f	4-5	0-0	0-0	1	0	1	3	8	2	0	0	1	20
45	HUTCHISON, Eric f	2-2	0-0	0-2	1	4	5	3	4	0	3	2	0	22
05	CHERRY, Will g	2-14	1-5	6-6	0	1	1	2	11	3	3	0	0	37
32	JAMAR, Kareem g	5-10	1-2	1-1	0	5	5	4	12	3	0	0	1	29
02	HENDERSON, Kevin	0-0	0-0	0-0	0	1	1	0	0	0	0	0	0	2
10	GREGORY, Jordan	0-1	0-0	0-0	0	0	0	1	0	0	0	0	0	6
12	WOOD, Jordan	0-3	0-2	0-2	0	0	0	2	0	2	1	0	0	10
22	STOCKTON, Shawn	2-5	0-2	1-2	0	1	1	3	5	0	2	0	0	26
33	WEISNER, Mike	1-5	1-3	2-2	0	2	2	1	5	1	0	0	1	20
50	READER, Billy	1-3	0-0	0-0	1	1	2	3	2	0	0	0	0	9
Team					0	3	3							
Totals		21-52	5-16	11-16	3	21	24	26	58	12	10	3	3	200

FG % 1st Half: 10-29 34.5%

3FG % 1st Half: 3-10 30.0%

FT % 1st Half: 0-2 0.0%

Colorado State 64 • 1-0

#	Player	3-Ptr	Rebounds	FT-FTA	Off	Def	Tot	PF	TP	A	TO	Blk	Stl	Min
04	HORNUNG, Pierce f	3-6	1-2	3-4	5	7	12	1	10	0	1	1	2	34
23	BELL, Will f	0-3	0-0	5-6	0	2	2	4	5	0	2	1	0	19
44	SMITH, Greg f	6-11	0-1	2-7	3	5	8	4	14	0	1	0	0	27
10	EIKMEIER, Wes g	5-13	1-3	10-10	1	3	4	4	21	1	2	0	1	31
22	GREEN, Dorian g	0-3	0-1	0-0	1	3	4	1	0	2	5	0	0	34
03	WILLIAMS, Trevor	0-0	0-0	0-0	0	1	1	1	0	0	0	0	0	9
11	CARR, Jesse	4-11	2-5	2-2	1	5	6	1	12	0	1	0	1	31
33	SMITH, Dwight	1-2	0-1	0-0	0	2	2	2	2	1	1	0	1	15
Team					1	3	4							
Totals		19-49	4-13	22-29	12	31	43	18	64	4	13	2	5	200

FG % 1st Half: 8-22 36.4%

3FG % 1st Half: 2-6 33.3%

FT % 1st Half: 12-15 80.0%

Officials: Rick Batell, Ruben Ramos, Jimmy Casas

Technical fouls: University of Montana-None. Colorado State-None.

Attendance: 4666

Score by periods

University of Montana

Colorado State

## Univ. of Great Falls vs University of Montana

11/14/11 • 7:00pm at Missoula, MT • Dahlberg Arena

Univ. of Great Falls 59 • 4-1

#	Player	3-Ptr	Rebounds	FT-FTA	Off	Def	Tot	PF	TP	A	TO	Blk	Stl	Min
12	HOLMES, James f	0-4	0-1	2-2	1	4	5	1	2	0	2	0	0	19
24	ANDERSON, Ken c	7-9	0-0	4-5	3	3	6	3	18	0	2	3	1	34
05	WILLIAMS, Melvin g	4-8	2-5	2-2	0	4	4	1	12	2	6	0	4	36
10	BOCACHICA, M. g	0-4	0-4	0-0	1	0	1	3	0	0	2	1	0	16
32	TOWNS, Marcel g	6-14	1-2	4-5	3	0	3	2	17	3	0	0	8	39
03	UBBTON, Leon	2-7	2-6	0-0	0	0	0	2	6	2	2	0	0	25
21	SADTIGBO, David	1-2	0-1	0-0	0	0	0	0	2	0	0	0	0	2
22	MAYNARD, Naren	1-2	0-0	0-1	1	4	5	5	2	0	0	0	0	13
23	JONES, L.J.	0-1	0-0	0-1	0	1	1	2	0	1	2	0	1	13
44	SCHLESSER, Chris	0-0	0-0	0-0	0	0	0	1	0	0	0	0	1	3
Team					0	0	0							
Totals		21-51	5-19	12-16	9	16	25	20	59	8	16	4	15	200

FG % 1st Half: 8-27 29.6%

3FG % 1st Half: 2-10 20.0%

FT % 1st Half: 4-7 57.1%

University of Montana 60 • 1-1

#	Player	3-Ptr	Rebounds	FT-FTA	Off	Def	Tot	PF	TP	A	TO	Blk	Stl	Min
01	STEWART, Art f	1-7	0-1	4-5	4	2	6	3	6	0	2	0	1	30
40	WARD, Mathias f	3-4	0-0	0-0	0	2	2	4	6	0	3	0	0	15
45	HUTCHISON, Eric c	1-1	0-0	4-4	2	3	5	0	6	0	1	0	0	15
05	CHERRY, Will g	2-5	0-1	7-9	1	1	2	4	11	2	3	1	4	29
32	JAMAR, Kareem g	3-10	2-6	6-8	3	11	14	1	14	4	3	0	1	38
10	GREGORY, Jordan	0-5	0-2	0-0	1	1	2	1	0	0	0	0	0	14
12	WOOD, Jordan	1-2	0-1	0-2	0	1	1	1	2	0	3	0	0	7
22	STOCKTON, Shawn	2-7	0-2	0-2	0	2	2	2	4	0	5	0	0	20
33	WEISNER, Mike	1-1	0-0	0-0	0	0	0	0	2	0	0	0	0	7
50	READER, Billy	4-8	0-0	1-1	7	0	7	2	9	1	1	0	0	25
Team					0	1	1							
Totals		18-50	2-13	22-31	18	24	42	18	60	7	21	1	6	200

FG % 1st Half: 12-32 37.5%

3FG % 1st Half: 2-7 28.6%

FT % 1st Half: 7-8 87.5%

Officials: Shawn Cather, Mark Hughes, Jon Stigliano

Technical fouls: Univ. of Great Falls-None. University of Montana-None.

Attendance: 2445

Score by periods

Univ. of Great Falls

University of Montana

## Idaho vs University of Montana

11/17/11 • 7:00pm at Missoula, MT • Dahlberg Arena

Idaho 52 • 1-2

#	Player	3-Ptr	Rebounds	FT-FTA	Off	Def	Tot	PF	TP	A	TO	Blk	Stl	Min
15	Bandoumel, Djim f	2-3	0-0	2-2	1	5	6	2	6	0	1	2	0	28
34	Madison, Stephen f	5-8	3-4	1-2	3	1	4	4	14	1	2	0	0	24
33	Barone, Kyle c	4-9	0-0	4-7	2	11	13	3	12	1	2	5	1	35
10	Tatum, Landon g	1-5	0-0	0-1	0	3	3	2	5	1	0	0	0	33
35	Geiger, Deremy g	1-8	1-6	3-4	0	2	2	2	6	2	1	0	1	31
00	Starke, Dazmond	3-6	0-0	2-2	1	4	5	2	8	0	3	0	0	13
03	Habeeb, Mansa	1-4	0-1	2-4	0	2	2	3	4	0	4	0	0	14
12	McChristian, Mike	0-0	0-0	0-0	1	1	2	0	0	0	1	0	0	5
20	Borton, Matt	0-4	0-3	0-0	0	2	2	1	0	1	0	0	0	14
45	Faines, Wendell	0-2	0-0	0-0	2	0	2	0	0	0	0	0	0	3
Team					2	1	3							
Totals		17-49	4-14	14-22	12	32	44	20	52	10	15	7	2	200

FG % 1st Half: 6-28 21.4%

3FG % 1st Half: 0-7 0.0%

FT % 1st Half: 7-8 87.5%

University of Montana 57 • 2-1

#	Player	3-Ptr	Rebounds	FT-FTA	Off	Def	Tot	PF	TP	A	TO	Blk	Stl	Min
01	STEWART, Art f	1-8	0-1	6-8	5	3	8	3	8	1	0	1	1	34
40	WARD, Mathias f	0-5	0-1	1-2	2	3	5	3	1	2	0	2	1	32
45	HUTCHISON, Eric c	0-1	0-0	2-2	1	0	1	4	2	0	1	0	0	8
05	CHERRY, Will g	9-19	4-6	2-6	2	9	11	1	24	4	1	0	2	38
32	JAMAR, Kareem g	4-12	3-6	2-2	1	4	5	3	13	1	4	1	0	34
12	WOOD, Jordan	0-1	0-1	0-0	0	0	0	0	0	0	0	0	0	5
20	DESHIELDS, Keron	0-1	0-0	0-0	0	0	0	1	0	1	0	0	0	1
22	STOCKTON, Shawn	1-5	1-4	0-0	0	1	1	2	3	1	1	0	0	20
33	WEISNER, Mike	0-0	0-0	0-0	0	0	0	0	0	0	0	0	0	2
50	READER, Billy	3-5	0-0	0-1	0	2	2	4	6	1	1	2	0	24
Team					2	1	3							
Totals		18-57	8-19	13-21	13	23	36	21	57	11	8	6	5	200

FG % 1st Half: 11-28 39.3%

3FG % 1st Half: 7-12 58.3%

FT % 1st Half: 5-6 83.3%

Officials: Daniel Acosta, Chris Rastatter, Mark Riggs

Technical fouls: Idaho-None. University of Montana-HUTCHISON, Eric.

Attendance: 2684

Score by periods

Idaho

University of Montana

## University of Montana vs San Diego

11/20/11 • 5:05pm at San Diego, CA • Jenny Craig Pavilion

University of Montana 73 • 3-1

#	Player	3-Ptr	Rebounds	FT-FTA	Off	Def	Tot	PF	TP	A	TO	Blk	Stl	Min
01	STEWART, Art f	3-6	0-0	0-0	0	5	5	4	6	1	2	0	2	31
32	JAMAR, Kareem f	5-6	4-4	0-0	0	5	5	0	14	5	1	1	2	33
40	WARD, Mathias f	4-6	0-0	2-3	0	2	2	2	10	1	1	1	1	20
45	HUTCHISON, Eric f	0-0	0-0	0-0	0	0	0	3	0	0	0	0	0	7
05	CHERRY, Will g	5-7	0-0	3-3	0	2	2	1	13	5	7	0	1	36
02	HENDERSON, Kevin	3-5	0-2	1-1	1	2	3	0	7	0	1	1	0	10
20	DESHIELDS, Keron	1-2	0-1	0-0	0	0	0	0	2	0	0	0	0	4
22	STOCKTON, Shawn	1-2	0-1	0-0	0	2	2	1	2	2	1	0	2	18
24	SELVIG, Derek	3-7	0-1	2-3	0	6	6	0	8	2	2	1	1	23
50	READER, Billy	5-9	0-0	1-2	1	3	4	4	11	0	3	0	0	18
Team					1	1	2							
Totals		30-50	4-9	9-12	3	28	31	15	73	16	19	4	9	200

FG % 1st Half: 15-23 65.2%

3FG % 1st Half: 2-4 50.0%

FT % 1st Half: 2-3 66.7%

San Diego 60 • 2-1



University of Montana vs North Dakota  
11/23/11 • 7:07 p.m. at Grand Forks, N.D. • Sioux Center  
University of Montana 81 • 3-1

#	Player	3-Ptr	Rebounds	FG-FGA	FT-FTA	Off	Def	Tot	PF	TP	A	TO	Blk	Stl	Min
01	STEWART, Art	1-2	0-0	0-4	1	0	1	4	2	0	1	1	0	0	22
05	CHERRY, Will	10-20	2-8	6-7	2	5	7	4	28	2	4	0	5	43	
32	JAMAR, Kareem	8-15	1-4	7-9	1	6	7	2	24	3	1	2	4	43	
40	WARD, Mathias	0-1	0-0	1-2	2	1	3	4	1	1	1	0	1	12	
45	HUTCHISON, Eric	1-3	0-0	0-0	0	1	1	0	2	0	1	0	0	8	
00	READER, Billy	4-9	0-0	0-0	5	4	9	3	8	2	3	0	0	19	
02	HENDERSON, Kevin	0-0	0-0	2-2	1	0	1	4	2	0	1	0	0	5	
10	GREGORY, Jordan	0-3	0-1	0-0	0	0	0	0	0	0	0	0	0	5	
12	WOOD, Jordan	0-2	0-1	0-0	0	0	0	0	0	0	0	0	0	1	3
20	DESHIELDS, Keron	3-5	3-4	1-2	0	1	1	3	10	1	1	0	0	17	
22	STOCKTON, Shawn	0-1	0-1	0-0	0	0	0	0	3	0	1	1	0	1	10
24	SELVIG, Derek	0-7	0-2	4-5	5	2	7	5	4	2	4	0	1	29	
33	WEISNER, Mike	0-2	0-1	0-0	0	0	0	1	0	1	0	0	0	9	
Team					1	2	3								
Totals		27-70	6-22	21-31	18	22	40	33	81	13	18	3	13	225	

FG % 1st Half: 9-30 30.0% 2nd half: 15-29 51.7% OT: 3-11 27.3% Game: 27-70 38.6% Deadball  
3FG % 1st Half: 1-6 16.7% 2nd half: 5-11 45.5% OT: 0-5 0.0% Game: 6-22 27.3% Rebounds  
FT % 1st Half: 10-12 83.3% 2nd half: 7-15 46.7% OT: 4-4 100.0 Game: 21-31 67.7% 4

North Dakota 88 • 2-1

#	Player	3-Ptr	Rebounds	FG-FGA	FT-FTA	Off	Def	Tot	PF	TP	A	TO	Blk	Stl	Min
00	ANDERSON, Aaron	5-7	2-2	8-14	0	4	4	2	20	1	2	0	1	36	
05	HUFF, Troy	3-8	1-3	8-12	0	7	7	0	15	0	2	0	3	35	
11	WEBB, Jamal	5-9	2-3	2-6	2	2	4	2	14	4	6	0	2	29	
24	BREKKE, Brandon	5-5	0-0	5-7	3	8	11	5	15	0	2	1	0	23	
45	MITCHELL, Patrick	2-8	0-3	2-2	2	3	5	5	6	1	4	2	0	21	
02	HAUGEN, Nick	0-0	0-0	0-0	0	0	0	1	0	0	0	0	0	3	
03	ANTWI, Lenny	0-0	0-0	1-2	0	1	1	2	1	1	2	0	0	13	
12	ALLARD, Jordan	0-2	0-0	0-0	0	3	3	2	0	0	0	1	0	20	
22	WILMER, Mitch	2-2	0-0	1-2	0	3	3	2	5	0	1	1	0	7	
32	SCHULER, Josh	1-1	0-0	10-11	0	0	0	2	12	4	3	0	2	31	
33	ARCHER, Doug	0-1	0-1	0-0	0	1	1	1	0	0	0	0	0	8	
Team					1	0	1								
Totals		23-43	5-12	37-56	8	32	40	24	88	11	22	5	8	226	

FG % 1st Half: 12-19 63.2% 2nd half: 8-19 42.1% OT: 3-5 60.0% Game: 23-43 53.5% Deadball  
3FG % 1st Half: 1-2 50.0% 2nd half: 4-10 40.0% OT: 0-0 0.0% Game: 5-12 41.7% Rebounds  
FT % 1st Half: 15-21 71.4% 2nd half: 11-17 64.7% OT: 11-18 61.1% Game: 37-56 66.1% 9

Officials: John Yorkovich, Kelly Pfeifer, Chad Barlow

Technical fouls: University of Montana-None. North Dakota-None.

Attendance: 1760

Score by periods	1st	2nd	OT	Total
University of Montana	29	42	10	81
North Dakota	40	31	17	88

LBSU vs University of Montana  
11/26/11 • 7:00pm at Missoula, MT • Dahlberg Arena  
LBSU 71 • 3-2

#	Player	3-Ptr	Rebounds	FG-FGA	FT-FTA	Off	Def	Tot	PF	TP	A	TO	Blk	Stl	Min
04	Phelps, Eugene f	2-5	0-0	4-6	0	5	5	4	8	1	3	0	2	26	
11	Ennis, James f	0-2	0-1	0-0	1	0	1	3	0	1	2	0	1	18	
20	Robinson, T.J. f	7-11	0-0	11-12	3	10	13	2	25	0	3	0	1	38	
21	Anderson, Larry g	3-9	1-4	6-6	2	3	5	3	13	1	3	1	0	39	
22	Ware, Casper g	4-12	3-8	4-6	0	1	1	2	15	2	0	1	1	37	
02	Pappageorge, Peter	0-0	0-0	0-0	0	0	0	0	0	1	0	0	0	3	
05	Caffey, Mike	1-4	1-2	3-4	0	1	1	4	6	3	0	0	2	23	
13	Dervisevic, Edis	2-4	0-1	0-2	1	0	1	2	4	0	1	1	1	14	
33	Shepherd, Nick	0-0	0-0	0-0	0	0	0	1	0	0	0	0	0	2	
Team					1	0	1								
Totals		19-47	5-16	28-36	8	20	28	21	71	9	12	3	8	200	

FG % 1st Half: 11-24 45.8% 2nd half: 8-23 34.8% Game: 19-47 40.4% Deadball  
3FG % 1st Half: 4-10 40.0% 2nd half: 1-6 16.7% Game: 5-16 31.3% Rebounds  
FT % 1st Half: 12-14 85.7% 2nd half: 16-22 72.7% Game: 28-36 77.8% 5

University of Montana 73 • 4-2

#	Player	3-Ptr	Rebounds	FG-FGA	FT-FTA	Off	Def	Tot	PF	TP	A	TO	Blk	Stl	Min
01	STEWART, Art f	2-7	0-2	1-2	0	3	3	5	5	1	1	1	1	33	
24	SELVIG, Derek f	5-11	1-4	3-6	1	6	7	3	14	4	3	0	0	25	
45	HUTCHISON, Eric c	2-2	0-0	1-2	1	1	2	4	5	0	1	0	0	11	
05	CHERRY, Will g	3-6	1-3	6-6	0	1	1	4	13	2	3	1	2	28	
32	JAMAR, Kareem g	5-10	2-3	0-0	2	5	7	3	12	6	3	2	0	37	
20	DESHIELDS, Keron	3-4	1-2	0-0	0	1	1	7	1	1	0	1	0	16	
22	STOCKTON, Shawn	0-1	0-0	0-1	0	0	0	1	0	0	0	0	0	3	
33	WEISNER, Mike	0-0	0-0	0-0	0	0	0	1	0	0	0	0	0	5	
40	WARD, Mathias	4-7	0-1	1-1	4	4	8	2	9	0	0	0	0	21	
50	READER, Billy	2-3	0-0	4-5	1	1	2	1	8	0	3	0	0	21	
Team					0	1	1								
Totals		26-51	5-15	16-23	9	23	32	25	73	14	16	4	4	200	

FG % 1st Half: 13-29 44.8% 2nd half: 13-22 59.1% Game: 26-51 51.0% Deadball  
3FG % 1st Half: 3-10 30.0% 2nd half: 2-5 40.0% Game: 5-15 33.3% Rebounds  
FT % 1st Half: 3-6 50.0% 2nd half: 13-17 76.5% Game: 16-23 69.6% 3

Officials: Ruben Ramos, Brett Nansel, Levon Zakarian

Technical fouls: LBSU-None. University of Montana-None.

Attendance: 3529

Score by periods	1st	2nd	Total
LBSU	38	33	71
University of Montana	32	41	73

San Francisco vs University of Montana  
12/1/11 • 7:05 p.m. at Missoula, Mont. • Dahlberg Arena  
San Francisco 65 • 6-3

#	Player	3-Ptr	Rebounds	FG-FGA	FT-FTA	Off	Def	Tot	PF	TP	A	TO	Blk	Stl	Min
22	BLACKWELL, Perris f	2-6	0-0	2-2	1	1	2	3	6	1	1	1	0	13	
32	CALOIARO, Angelo f	3-10	2-4	7-10	2	4	6	1	15	1	2	1	1	30	
00	O'CONNOR, Dom. g	2-9	0-0	1-4	0	1	1	1	5	3	1	0	0	29	
13	GREEN, Rashad g	8-13	2-3	0-1	3	6	9	3	18	1	2	1	4	31	
45	DOOLIN, Cody g	5-6	1-1	0-0	0	3	3	1	11	2	0	0	0	32	
02	JOHNSON, Avery	2-3	1-1	0-0	1	1	2	1	5	0	0	0	0	10	
11	RAFFINGTON, Justin	0-3	0-0	0-0	1	4	5	0	0	0	2	0	0	15	
15	MURPHY, Khalil	1-2	0-0	0-0	1	0	1	0	2	0	0	0	0	5	
25	DICKERSON, Cole	1-4	0-2	1-2	2	3	5	2	3	0	1	2	0	21	
31	HOFFMANN, Gavin	0-1	0-0	0-0	1	0	1	1	0	0	0	0	0	14	
Team					1	1	2								
Totals		24-57	6-11	11-19	13	24	37	13	65	8	9	5	5	200	

FG % 1st Half: 12-27 44.4% 2nd half: 12-30 40.0% Game: 24-57 42.1% Deadball  
3FG % 1st Half: 4-7 57.1% 2nd half: 2-4 50.0% Game: 6-11 54.5% Rebounds  
FT % 1st Half: 6-9 66.7% 2nd half: 5-10 50.0% Game: 11-19 57.9% 3

University of Montana 62 • 4-3

#	Player	3-Ptr	Rebounds	FG-FGA	FT-FTA	Off	Def	Tot	PF	TP	A	TO	Blk	Stl	Min
01	STEWART, Art f	8-14	0-0	1-2	3	7	10	3	17	2	4	4	0	33	
24	SELVIG, Derek f	3-8	0-3	0-2	1	5	6	2	6	2	1	0	0	21	
45	HUTCHISON, Eric c	0-2	0-0	0-0	0	1	1	0	0	0	0	0	0	2	
05	CHERRY, Will g	2-6	1-2	0-0	1	2	3	3	5	3	1	0	0	32	
32	JAMAR, Kareem g	4-9	1-3	3-3	3	1	4	4	12	3	3	0	1	33	
02	HENDERSON, Kevin	0-1	0-1	2-2	0	1	1	0	2	0	0	0	0	3	
12	WOOD, Jordan	0-2	0-1	0-0	0	2	2	0	0	0	0	0	0	6	
20	DESHIELDS, Keron	1-3	0-1	0-0	0	1	1	0	2	0	0	0	0	16	
22	STOCKTON, Shawn	4-7	2-4	0-0	1	2	3	3	10	0	0	1	0	28	
33	WEISNER, Mike	1-2	1-1	0-0	0	1	1	0	3	1	0	1	0	7	
40	WARD, Mathias	0-1	0-0	0-0	0	0	0	0	1	0	1	0	1	0	6
50	READER, Billy	2-2	0-0	1-1	1	0	1	1	5	1	1	1	1	0	13
Team					0	2	2								
Totals		25-57	5-16	7-10	10	25	35	17	62	13	10	8	1	200	

FG % 1st Half: 11-30 36.7% 2nd half: 14-27 51.9% Game: 25-57 43.9% Deadball  
3FG % 1st Half: 3-7 42.9% 2nd half: 2-9 22.2% Game: 5-16 31.3% Rebounds  
FT % 1st Half: 3-5 60.0% 2nd half: 4-5 80.0% Game: 7-10 70.0% 1

Officials: Eric Curry, Chris Rastatter, John Weeks

Technical fouls: San Francisco-None. University of Montana-None.

Attendance: 3212

Score by periods	1st	2nd	Total
San Francisco	34	31	65
University of Montana	28	34	62

## Junior forward Kareem Jamar





## 2011-12 Box Scores

University of Montana vs Oregon State  
12/4/11 • 5:00 PM at Corvallis, Ore. • Gill Coliseum

University of Montana 46 • 4-4

	Total	3-Ptr	Rebounds											
#	Player	FG-FGA	FG-FGA	FT-FTA	Off	Def	Tot	PF	TP	A	TO	Blk	Stl	Min
01	STEWART, Art f	1-5	0-0	0-0	1	4	5	3	2	0	1	0	0	12
24	SELVIG, Derek f	2-5	1-1	0-1	2	5	7	4	5	0	3	1	0	29
40	WARD, Mathias f	2-7	0-0	2-2	5	0	5	5	6	1	3	0	0	26
05	CHERRY, Will g	5-15	1-4	2-4	0	3	3	3	13	4	4	0	2	31
32	JAMAR, Kareem g	1-3	0-2	2-4	0	1	1	0	4	0	3	0	1	28
10	GREGORY, Jordan	0-0	0-0	0-0	0	0	0	1	0	1	0	0	0	1
12	WOOD, Jordan	1-4	0-2	0-0	1	2	3	2	2	2	0	0	1	19
20	DESHIELDS, Keron	0-5	0-1	2-2	0	0	0	1	2	0	0	0	0	13
22	STOCKTON, Shawn	1-3	1-2	1-2	1	2	3	3	4	0	2	0	0	11
33	WEISNER, Mike	1-3	0-2	0-0	0	2	2	0	2	0	0	0	0	9
45	HUTCHISON, Eric	0-0	0-0	0-0	0	0	0	0	0	0	0	0	1	4
50	READER, Billy	3-4	0-0	0-0	1	1	2	2	6	0	2	0	0	17
Team					2	2	4							
Totals		17-54	3-14	9-15	13	22	35	24	46	8	18	1	5	200

FG % 1st Half: 8-24 33.3% 2nd half: 9-30 30.0% Game: 17-54 31.5% Deadball

3FG % 1st Half: 1-4 25.0% 2nd half: 2-10 20.0% Game: 3-14 21.4% Rebounds

FT % 1st Half: 4-7 57.1% 2nd half: 5-8 62.5% Game: 9-15 60.0% 2

Oregon State 71 • 6-1

#	Player	3-Ptr	Rebounds	FT-FTA	Off	Def	Tot	PF	TP	A	TO	Blk	Stl	Min
		FG-FGA	FG-FGA											
11	Burton, Joe f	1-6	0-0	3-4	3	2	5	2	5	2	2	0	1	32
44	Collier, Devon f	2-6	0-0	6-10	3	4	7	1	10	3	0	2	1	30
12	Brandt, Angus c	3-5	1-3	0-0	0	2	2	4	7	2	0	0	2	16
01	Cunningham, Jared g	4-10	2-6	4-5	0	4	4	2	14	2	1	1	3	34
03	Starks, Ahmad g	5-10	4-7	2-2	1	2	3	1	16	1	2	0	0	30
00	McShane, Kevin	1-1	0-0	0-0	0	2	2	1	2	0	1	0	0	7
02	Barton, Challe	1-2	1-2	0-0	0	2	2	1	3	1	0	0	1	15
10	Jones, Daniel	0-0	0-0	0-0	0	1	1	0	0	0	0	0	0	1
13	Murphy, Rhys	0-0	0-0	0-0	0	1	1	1	0	0	0	0	0	5
15	Moreland, Eric	1-4	0-0	1-2	3	2	5	1	3	0	2	3	0	10
24	Mitchell, C.J.	0-0	0-0	0-0	0	0	0	0	0	0	1	0	0	1
31	Powers, Jullian	0-0	0-0	0-0	0	0	0	0	0	0	0	0	0	1
55	Nelson, Roberto	2-7	0-2	7-7	1	4	5	3	11	5	3	0	1	18
Team					1	2	3							
Totals		20-51	8-20	23-30	12	28	40	17	71	16	12	6	9	200

FG % 1st Half: 10-26 38.5% 2nd half: 10-25 40.0% Game: 20-51 39.2% Deadball

3FG % 1st Half: 4-11 36.4% 2nd half: 4-9 44.4% Game: 8-20 40.0% Rebounds

FT % 1st Half: 10-13 76.9% 2nd half: 13-17 76.5% Game: 23-30 76.7% 4

Officials: Randy Burkhart, Jeff Ketchu, Brett Nansel Attendance: 5518

Technical fouls: University of Montana-STEWART, Art. Oregon State-BURTON, Joe.

Score by periods	1st	2nd	Total
University of Montana	21	25	46
Oregon State	34	37	71

Montana Tech vs University of Montana

12/7/11 • 7:00 p.m. at Missoula, Montana • Dahlberg Arena

Montana Tech 49 • 4-4

#	Player	3-Ptr	Rebounds	FT-FTA	Off	Def	Tot	PF	TP	A	TO	Blk	Stl	Min
		FG-FGA	FG-FGA											
30	GREGG, Adam f	3-12	0-0	3-4	1	3	4	1	9	0	1	0	0	34
34	THOMPSON, Trent f	0-2	0-0	0-0	1	7	8	3	0	1	2	0	0	29
01	HAYNIE, Tyree g	5-6	2-3	1-2	0	3	3	2	13	1	5	0	0	34
22	PAINE, AJ g	3-7	1-3	1-2	0	3	3	1	8	3	6	0	2	34
33	CUMMINGS, Brian g	8-13	1-3	0-0	3	2	5	2	17	1	1	0	0	28
03	NEUMANN, Tanner	0-0	0-0	0-0	0	1	1	1	0	0	2	0	0	3
05	CONWAY, Cole	0-1	0-1	0-0	0	3	3	2	0	1	2	0	0	20
21	BAERLOCKER, Reid	0-0	0-0	0-0	0	0	0	0	0	0	0	0	0	1
40	RYDBERG, Brandon	1-1	0-0	0-0	0	0	0	1	2	0	0	0	0	5
44	SIMON, Daniel	0-2	0-0	0-0	0	1	1	1	0	0	2	2	0	12
Team					1	0	1				1			
Totals		20-44	4-10	5-8	6	23	29	14	49	7	22	2	2	200

FG % 1st Half: 10-22 45.5% 2nd half: 10-22 45.5% Game: 20-44 45.5% Deadball

3FG % 1st Half: 1-4 25.0% 2nd half: 3-6 50.0% Game: 4-10 40.0% Rebounds

FT % 1st Half: 1-2 50.0% 2nd half: 4-6 66.7% Game: 5-8 62.5% 3

University of Montana 64 • 5-4

#	Player	3-Ptr	Rebounds	FT-FTA	Off	Def	Tot	PF	TP	A	TO	Blk	Stl	Min
		FG-FGA	FG-FGA											
01	STEWART, Art f	3-5	0-1	1-3	1	0	1	2	7	3	1	1	2	30
40	WARD, Mathias f	9-14	0-0	4-5	0	2	2	4	22	0	0	0	0	20
24	SELVIG, Derek c	0-4	0-0	2-2	1	4	5	2	2	3	1	0	4	29
05	CHERRY, Will g	2-8	0-3	1-3	0	3	3	1	5	8	4	0	1	37
32	JAMAR, Kareem g	6-10	1-4	2-2	1	3	4	1	15	2	1	1	1	36
10	GREGORY, Jordan	0-0	0-0	0-0	0	0	0	0	0	0	0	0	0	0+
12	WOOD, Jordan	4-4	2-2	0-0	1	3	4	2	10	3	2	0	2	21
20	DESHIELDS, Keron	1-3	1-2	0-0	0	0	0	0	3	0	0	0	0	6
22	STOCKTON, Shawn	0-4	0-4	0-0	2	1	3	2	0	1	0	0	0	14
33	WEISNER, Mike	0-1	0-0	0-0	0	1	1	0	0	0	0	0	0	3
50	READER, Billy	0-0	0-0	0-0	2	0	2	0	0	0	1	1	0	4
Team					1	1	2				1			
Totals		25-53	4-16	10-15	9	18	27	14	64	20	11	3	10	200

FG % 1st Half: 8-27 29.6% 2nd half: 17-26 65.4% Game: 25-53 47.2% Deadball

3FG % 1st Half: 3-10 30.0% 2nd half: 1-6 16.7% Game: 4-16 25.0% Rebounds

FT % 1st Half: 1-3 33.3% 2nd half: 9-12 75.0% Game: 10-15 66.7% 1

Officials: Matt Mason, Gregory Nixon, Kelly Pfeifer Attendance: 2835

Score by periods	1st	2nd	Total
Montana Tech	22	27	49
University of Montana	20	44	64

NEVADA vs University of Montana  
12/10/11 • 7:00 p.m. at Missoula, Mont. • Dahlberg Arena

NEVADA 70 • 7-3

#	Player	3-Ptr	Rebounds	FT-FTA	Off	Def	Tot	PF	TP	A	TO	Blk	Stl	Min
		FG-FGA	FG-FGA											
31	Czyz, Olek f	8-12	1-1	0-2	2	7	9	2	17	1	4	1	1	35
44	Hunt, Dario f	5-11	0-0	0-0	6	4	10	4	10	0	1	3	0	24
02	Evans, Jerry Jr. g	0-0	0-0	0-0	0	3	3	2	0	2	0	2	0	16
24	Burton, Deonte g	5-12	3-6	8-9	1	4	5	2	21	5	0	1	0	38
34	Story, Malik g	4-10	3-5	0-0	0	3	3	2	11	3	1	0	0	31
01	Nyeko, Patrick	0-1	0-0	0-0	0	1	1	5	0	0	1	0	0	14
04	Elliott, Devonte	0-0	0-0	0-0	0	0	0	2	0	0	0	0	0	1
12	Fuetsch, Keith	0-0	0-0	0-0	0	0	0	0	0	0	0	0	0	1
15	Finn, Jordan	1-1	0-0	0-0	0	0	0	0	0	0	0	0	0	1
20	Burris, Jordan	1-5	0-3	2-3	0	3	3	1	4	2	4	0	0	10
33	Panzer, Kevin	1-4	0-0	3-5	3	2	5	0	5	0	0	0	0	15
Team					0	0	0							
Totals		25-56	7-15	13-19	12	27	39	21	70	13	11	7	3	200

FG % 1st Half: 10-28 35.7% 2nd half: 15-28 53.6% Game: 25-56 44.6% Deadball

3FG % 1st Half: 2-7 28.6% 2nd half: 5-8 62.5% Game: 7-15 46.7% Rebounds

FT % 1st Half: 4-7 57.1% 2nd half: 9-12 75.0% Game: 13-19 68.4% 2

University of Montana 64 • 5-5

#	Player	3-Ptr	Rebounds	FT-FTA	Off	Def	Tot	PF	TP	A	TO	Blk	Stl	Min
		FG-FGA	FG-FGA											
01	STEWART, Art f	3-6	0-1	6-8	3	2	5	2	12	1	1	0	2	33
40	WARD, Mathias f	4-5	0-0	2-2	0	5	5	10	0	1	1	0	0	35
24	SELVIG, Derek c	3-10	2-3	0-0	3	5	8	3	8	1	1	2	0	31
05	CHERRY, Will g	4-14	3-5	7-10	2	5	7	2	18	4	3	0	3	39
32	JAMAR, Kareem g	3-11	0-4	6-9	1	5	6	3	12	3	3	0	2	30
12	WOOD, Jordan	0-2	0-1	0-0	0	0	0	0	0	1	1	0	0	13
20	DESHIELDS, Keron	0-1	0-1	0-0	0	0	0	1	0	0	0	0	0	4
22	STOCKTON, Shawn	0-0	0-0	0-0	0	0	0	1	0	0	0	0	0	3
33	WEISNER, Mike	0-0	0-0	0-0	0	0	0	0	0	0	0	0	0	2
50	READER, Billy	2-2	0-0	0-0	1	1	2	1	4	0	0	0	0	10
Team					1	0	1							
Totals		19-51	5-15	21-29	11	23	34	18	64	10	10	3	7	200

FG % 1st Half: 8-22 36.4% 2nd half: 11-29 37.9% Game: 19-51 37.3% Deadball

3FG % 1st Half: 1-5 20.0% 2nd half: 4-10 40.0% Game: 5-15 33.3% Rebounds

FT % 1st Half: 13-19 68.4% 2nd half:



Utah Valley vs University of Montana  
12/22/11 • 7:00pm at Missoula, MT • Dahlberg Arena  
Utah Valley 52 • 6-8

Total		3-Ptr	Rebounds		FT-FTA	Off	Def	Tot	PF	TP	A	TO	Blk	Stl	Min
#	Player	FG-FGA	FG-FGA	FT-FTA	Off	Def	Tot	PF	TP	A	TO	Blk	Stl	Min	
15	ROBINSON, Geddes f	2-7	0-0	0-0	3	7	10	1	4	3	1	0	2	3	35
33	THOMPSON, Keith f	1-4	0-1	4-6	0	2	2	1	6	0	1	0	1	14	
34	AIRD, Ben c	5-10	0-0	2-4	1	3	4	3	12	0	3	3	2	28	
02	WILLIAMS, Isiah g	3-8	2-6	0-1	1	2	3	1	8	0	5	0	3	32	
12	HUNSAKER, Holton g	4-10	1-4	0-0	1	0	1	3	9	1	0	0	1	27	
03	ENOS, Kewee	0-0	0-0	0-0	0	0	0	0	0	0	1	0	0	6	
05	WOODS, Kevin	1-3	0-0	0-0	0	1	1	0	2	4	0	0	0	18	
20	HUBBARD, Alfonso	3-5	1-1	0-2	1	1	2	1	7	1	2	0	2	23	
24	JONES, Zach	0-0	0-0	2-2	0	0	0	1	2	0	2	0	0	4	
32	BROWN, Taylor	0-0	0-0	0-0	0	0	0	0	0	0	0	0	0	3	
42	FANNON, Rory	1-1	0-0	0-0	0	0	0	2	2	0	0	0	0	10	
Team					2	2	4				1				
Totals		20-48	4-12	8-15	9	18	27	13	52	9	16	3	11	200	

FG % 1st Half: 10-25 40.0% 2nd half: 10-23 43.5% Game: 20-48 41.7% Deadball  
3FG % 1st Half: 3-8 37.5% 2nd half: 1-4 25.0% Game: 4-12 33.3% Rebounds  
FT % 1st Half: 5-7 71.4% 2nd half: 3-8 37.5% Game: 8-15 53.3% 4

University of Montana 65 • 7-5

Total		3-Ptr	Rebounds		FT-FTA	Off	Def	Tot	PF	TP	A	TO	Blk	Stl	Min
#	Player	FG-FGA	FG-FGA	FT-FTA	Off	Def	Tot	PF	TP	A	TO	Blk	Stl	Min	
01	STEWART, Art f	1-4	0-1	0-0	2	1	3	3	2	3	1	1	2	21	
40	WARD, Mathias f	6-8	0-0	3-4	3	2	5	2	15	2	0	1	0	31	
24	SELVIG, Derek c	4-6	4-5	1-2	2	5	7	1	13	6	2	4	0	36	
05	CHERRY, Will g	2-10	0-5	3-4	0	1	1	1	7	1	3	0	3	25	
32	JAMAR, Kareem g	5-11	2-4	3-4	0	3	3	1	15	3	2	0	2	38	
02	HENDERSON, Kevin	0-2	0-2	0-0	0	0	0	1	0	0	0	0	0	3	
10	GREGORY, Jordan	0-0	0-0	0-0	0	0	0	0	0	0	0	0	0	1	
12	WOOD, Jordan	1-3	0-2	0-0	0	2	2	2	2	0	1	0	0	10	
20	DESHIELDS, Keron	0-0	0-0	0-0	0	0	0	0	0	0	0	0	0	4	
22	STOCKTON, Shawn	3-7	1-5	0-0	0	2	2	1	7	2	1	0	0	19	
33	WEISNER, Mike	0-0	0-0	0-0	0	3	3	0	0	0	1	1	0	7	
45	HUTCHISON, Eric	1-1	0-0	0-0	2	0	2	1	2	0	0	0	0	3	
50	READER, Billy	1-1	0-0	0-0	0	0	0	2	2	0	1	0	0	2	
Team					2	3	5								
Totals		24-53	7-24	10-14	11	22	33	15	65	17	12	7	7	200	

FG % 1st Half: 9-28 32.1% 2nd half: 15-25 60.0% Game: 24-53 45.3% Deadball  
3FG % 1st Half: 2-13 15.4% 2nd half: 5-11 45.5% Game: 7-24 29.2% Rebounds  
FT % 1st Half: 8-10 80.0% 2nd half: 2-4 50.0% Game: 10-14 71.4% 4

Officials: Mark Cook, Dennis Flannery Jr., Gregg Morstein

Technical fouls: Utah Valley-None. University of Montana-None.

Attendance: 2591

Score by periods		1st	2nd	Total
Utah Valley		28	24	52
University of Montana		28	37	65

Senior forward Mathias Ward



Portland State vs University of Montana  
12/28/11 • 7:05pm at Missoula, MT • Dahlberg Arena  
Portland State 64 • 6-7, 0-1 BSC

Total		3-Ptr	Rebounds		FT-FTA	Off	Def	Tot	PF	TP	A	TO	Blk	Stl	Min
#	Player	FG-FGA	FG-FGA	FT-FTA	Off	Def	Tot	PF	TP	A	TO	Blk	Stl	Min	
11	TAPSCOTT, Chehales f	3-8	0-0	1-2	5	7	12	2	7	2	0	2	3	35	
42	LOZEAU, Nate c	1-8	0-0	2-2	0	3	3	4	4	0	4	0	0	19	
01	McMULLAN, Lateef g	0-7	0-4	0-0	0	0	0	1	0	1	1	0	0	22	
02	ODUM, Charles g	8-13	2-4	9-9	2	2	4	3	27	2	3	0	1	35	
04	HARTHUN, Michael g	1-4	1-4	0-0	0	2	2	1	3	0	0	0	1	33	
14	WINSTON, Gary	2-6	0-2	0-0	0	1	1	3	4	2	0	0	0	21	
23	WHITMORE, Martin	1-3	1-3	0-0	0	0	0	2	3	0	1	0	1	10	
30	PARKER, Renado	7-12	0-0	2-2	5	3	8	2	16	0	2	1	2	25	
Team					2	1	3								
Totals		23-61	4-17	14-15	14	19	33	18	64	7	11	3	8	200	

FG % 1st Half: 8-24 33.3% 2nd half: 15-37 40.5% Game: 23-61 37.7% Deadball  
3FG % 1st Half: 1-8 12.5% 2nd half: 3-9 33.3% Game: 4-17 23.5% Rebounds  
FT % 1st Half: 7-8 87.5% 2nd half: 7-7 100.0% Game: 14-15 93.3% 1

University of Montana 75 • 8-5, 1-0 BSC

Total		3-Ptr	Rebounds		FT-FTA	Off	Def	Tot	PF	TP	A	TO	Blk	Stl	Min
#	Player	FG-FGA	FG-FGA	FT-FTA	Off	Def	Tot	PF	TP	A	TO	Blk	Stl	Min	
01	STEWART, Art f	6-9	1-1	2-3	1	3	4	4	15	2	0	2	0	31	
40	WARD, Mathias f	4-7	1-1	0-0	0	4	4	2	9	0	2	0	0	20	
24	SELVIG, Derek c	2-6	2-2	2-2	0	4	4	5	8	4	4	0	0	32	
05	CHERRY, Will g	6-11	3-5	0-0	1	3	4	2	15	3	3	1	2	37	
32	JAMAR, Kareem g	5-10	2-3	5-6	1	3	4	0	17	4	4	1	0	37	
20	DESHIELDS, Keron	0-0	0-0	2-2	0	1	1	0	2	1	0	1	0	6	
22	STOCKTON, Shawn	0-1	0-0	4-4	1	1	2	2	4	1	0	0	2	15	
33	WEISNER, Mike	0-1	0-1	0-0	0	0	0	1	0	0	0	0	0	4	
45	HUTCHISON, Eric	2-2	0-0	1-2	2	5	7	0	5	0	0	0	0	18	
Team					0	0	0								
Totals		25-47	9-13	16-19	6	24	30	16	75	15	13	5	4	200	

FG % 1st Half: 15-26 57.7% 2nd half: 10-21 47.6% Game: 25-47 53.2% Deadball  
3FG % 1st Half: 7-9 77.8% 2nd half: 2-4 50.0% Game: 9-13 69.2% Rebounds  
FT % 1st Half: 6-7 85.7% 2nd half: 10-12 83.3% Game: 16-19 84.2% 0

Officials: Mark Cook, Robert Lehigh, Jeff Wooten

Technical fouls: Portland State-None. University of Montana-None.

Attendance: 3492

Score by periods		1st	2nd	Total
Portland State		24	40	64
University of Montana		43	32	75

Eastern Washington vs Montana

12/30/11 • 1:05pm at Missoula, MT • Dahlberg Arena

Eastern Washington 71 • 7-7, 1-1

Total		3-Ptr	Rebounds		FT-FTA	Off	Def	Tot	PF	TP	A	TO	Blk	Stl	Min
#	Player	FG-FGA	FG-FGA	FT-FTA	Off	Def	Tot	PF	TP	A	TO	Blk	Stl	Min	
15	GRIFFIN, Laron f	3-4	0-0	3-6	4	4	8	4	9	0	2	0	0	20	
24	CHIVERTON, Collin f	4-15	2-7	2-2	1	1	2	3	12	0	1	0	2	32	
42	EDERAINE, Cliff f	2-4	0-0	4-6	1	3	4	5	8	0	5	1	1	23	
11	COLIMON, Cliff g	10-17	4-8	2-2	1	3	4	4	26	4	0	0	1	38	
22	FORBES, Jeffrey g	1-2	0-0	0-0	2	0	2	3	2	1	0	0	0	30	
10	KELLY, Parker	0-0	0-0	0-0	0	0	0	2	0	0	0	0	0	5	
20	JOHNSON, Tremayne	5-13	3-8	1-3	4	6	10	2	14	1	1	1	0	32	
23	WINFORD, Kevin	0-0	0-0	0-0	0	0	0	0	0	0	0	0	0	2	
25	HICKERT, Jordan	0-3	0-3	0-0	0	2	2	3	0	1	0	0	0	16	
34	HENRY, Jaylen	0-0	0-0	0-0	0	0	0	0	0	0	0	0	0	2	
Team					0	1	1								
Totals		25-58	9-26	12-19	13	20	33	26	71	7	9	2	4	200	

FG % 1st Half: 16-25 64.0% 2nd half: 9-33 27.3% Game: 25-58 43.1% Deadball  
3FG % 1st Half: 8-13 61.5% 2nd half: 1-13 7.7% Game: 9-26 34.6% Rebounds  
FT % 1st Half: 1-2 50.0% 2nd half: 11-17 64.7% Game: 12-19 63.2% 2

Montana 79 • 9-5, 2-0

Total		3-Ptr	Rebounds		FT-FTA	Off	Def	Tot	PF	TP	A	TO	Blk	Stl	Min
#	Player	FG-FGA	FG-FGA	FT-FTA	Off	Def	Tot	PF	TP	A	TO	Blk	Stl	Min	
01	STEWART, Art f	5-6	0-0	2-2	3	3	6	2	12	1	2	2	1	29	
40	WARD, Mathias f	9-11	0-0	10-13	1	4	5	2	28	0	1	1	0	35	
24	SELVIG, Derek c	0-3	0-2	0-0	1	4	5	4	0	5	3	0	0	30	
05	CHERRY, Will g	4-9	3-5	11-13	1	5	6	5	22	6	3	0	2	38	
32	JAMAR, Kareem g	2-10	1-5	4-9	2	5	7	1	9	4	0	0	0	37	
12	WOOD, Jordan	1-2	1-2	0-0	1	1	2	0	3	0	1	1	0	9	
22	STOCKTON, Shawn	2-7	1-4	0-0	0	1	1	2	5	1	0	0	0	20	
45	HUTCHISON, Eric	0-0	0-0	0-0	0	0	0	1	0	0	0	0	0	2	
Team					1	2	3								
Totals		23-48	6-18	27-37	10	25	35	17	79	17	10	4	3	200	

FG % 1st Half: 11-23 47.8% 2nd half: 12-25 48.0% Game: 23-48 47.9% Deadball  
3FG % 1st Half: 2-9 22.2% 2nd half: 4-9 44.4% Game: 6-18 33.3% Rebounds  
FT % 1st Half: 12-14 85.7% 2nd half: 15-23 65.2% Game: 27-37 73.0% 5

Officials: Scott Brown, Jeffery Kent, Matthew Rukasin

Technical fouls: Eastern Washington-CHIVERTON, Collin. Montana-None.

Attendance: 3363

Attendance: 550			
Score by periods	1st	2nd	Total
Eastern Washington	41	30	71
Montana	36	43	79



## 2011-12 Box Scores

## University of Montana vs Idaho State

1/7/2012 • 7:05 p.m. at Pocatello, ID • ICCU Court at Holt Arena

University of Montana 68 • 10-5, 3-0

Total		3-Ptr	Rebounds											
#	Player	FG-FGA	FG-FGA	FT-FTA	Off	Def	Tot	PF	TP	A	TO	Blk	Stl	Min
01	STEWART, Art f	4-6	0-0	2-2	0	3	3	3	10	2	3	0	2	33
24	SELVIG, Derek f	5-8	1-2	0-0	1	6	7	4	11	3	5	0	0	31
40	WARD, Mathias f	4-8	0-0	3-3	2	2	4	1	11	0	1	0	0	29
05	CHERRY, Will g	5-8	2-4	3-4	0	0	0	3	15	3	3	0	4	35
32	JAMAR, Kareem g	5-8	2-2	0-1	0	7	7	2	12	2	3	1	1	33
02	HENDERSON, Kevin	1-1	0-0	0-0	0	0	0	0	2	0	0	0	0	2
10	GREGORY, Jordan	0-0	0-0	0-0	0	0	0	0	0	0	1	0	0	1
12	WOOD, Jordan	1-1	1-1	0-0	0	0	0	0	3	0	0	1	1	17
20	DESHIELDS, Keron	0-0	0-0	0-0	0	1	1	1	0	0	0	0	0	3
22	STOCKTON, Shawn	2-5	0-2	0-0	0	1	1	0	4	2	1	0	3	15
45	HUTCHISON, Eric	0-0	0-0	0-0	0	0	0	0	0	0	0	0	0	1
	Team				0	3	3							
Totals		27-45	6-11	8-10	3	23	26	14	68	12	17	2	11	200

FG % 1st Half: 16-28 57.1%

3FG % 1st Half: 4-8 50.0%

FT % 1st Half: 0-0 0.0%

Idaho State 44 • 3-12, 1-3

	Total	3-Ptr	Rebounds											
#	Player	FG-FGA	FG-FGA	FT-FTA	Off	Def	Tot	PF	TP	A	TO	Blk	Stl	Min
15	HATCHETT, André f	1-5	0-0	2-2	2	2	4	1	4	1	0	0	0	21
32	MOREIRA, Abner c	2-3	0-0	0-0	3	5	8	1	4	2	7	0	1	34
02	GRABAU, Chase g	5-6	3-3	1-2	0	3	3	2	14	0	3	1	2	34
03	MORGAN, Melvin g	6-12	1-5	2-4	0	3	3	0	15	1	7	0	4	35
11	MCGOWEN, Kenny g	0-8	0-3	0-0	0	0	0	4	0	5	1	0	0	32
05	BALDWIN, Sherrod	0-2	0-0	0-0	0	0	0	1	0	0	1	0	0	9
10	MASON, Nick	0-0	0-0	0-0	0	0	0	0	0	0	0	0	0	2
13	KUSMIERUK, Jakub	0-0	0-0	0-0	1	0	1	0	0	0	1	0	0	5
21	MARTIN, Travis	0-1	0-0	0-0	0	0	0	0	0	0	0	0	0	1
33	SWANSON, Garrett	1-4	0-0	0-0	1	2	3	1	2	0	0	1	1	15
40	KOSTUR, Dejan	1-2	0-1	3-6	0	1	1	1	5	0	1	0	0	12
	Team				0	0	0							

FG % 1st Half: 7-17 41.2%

3FG % 1st Half: 1-5 20.0%

FT % 1st Half: 3-4 75.0%

Idaho State 44 • 3-12, 1-3

Officials: Ruben Ramos, Jason Hinch, Matt Mason				
Technical fouls: University of Montana-None. Idaho State-None.				Attendance: 2203
Score by periods	1st	2nd	Total	
University of Montana	36	32	68	
Idaho State	18	26	44	

FG % 1st Half: 17-28 60.7%

3FG % 1st Half: 3-7 42.9%

FT % 1st Half: 2-3 66.7%

Northern Arizona 53 • 5-12, 1-4 BSC

Total		3-Ptr	Rebounds											
#	Player	FG-FGA	FG-FGA	FT-FTA	Off	Def	Tot	PF	TP	A	TO	Blk	Stl	Min
01	STEWART, Art f	4-4	0-0	0-0	0	1	1	4	8	1	1	0	0	15
24	SELVIG, Derek f	2-4	1-2	1-2	0	4	4	3	6	4	2	1	0	25
32	JAMAR, Kareem f	6-8	1-2	2-2	0	7	7	0	15	3	2	0	0	30
40	WARD, Mathias f	5-10	0-0	0-0	0	2	2	3	10	1	0	0	0	24
05	CHERRY, Will g	5-10	2-4	0-0	0	3	3	3	12	3	3	0	3	31
02	HENDERSON, Kevin	1-3	1-3	0-0	0	2	2	1	3	1	2	0	1	13
10	GREGORY, Jordan	1-2	0-1	0-0	0	2	2	1	2	3	1	0	1	7
12	WOOD, Jordan	0-1	0-1	0-0	1	1	2	0	0	3	2	0	0	8
20	DESHIELDS, Keron	2-2	0-0	0-0	0	1	1	1	4	0	1	0	0	4
22	STOCKTON, Shawn	1-2	0-0	1-1	0	2	2	1	3	0	0	0	0	15
33	WEISNER, Mike	3-5	1-2	2-3	1	2	3	1	9	0	1	0	0	16
45	HUTCHISON, Eric	3-5	0-0	0-3	3	3	6	2	6	0	0	1	0	12
	Team				0	0	0							
Totals		33-56	6-15	6-11	5	30	35	20	78	19	15	2	5	200

FG % 1st Half: 17-28 60.7%

3FG % 1st Half: 3-7 42.9%

FT % 1st Half: 2-3 66.7%

Northern Arizona 53 • 5-12, 1-4 BSC

Total		3-Ptr	Rebounds		Off	Def	Tot	PF	TP	A	TO	Blk	Stl	Min
#	Player	FG-FGA	FG-FGA	FT-FTA										
34	NORMAN, Durrell f	1-6	0-0	5-6	3	4	7	2	7	1	4	0	1	28
42	EKANEM, Ephraim f	4-7	0-0	0-0	1	5	6	3	8	0	0	0	1	25
01	DOUGLAS, James g	4-9	1-2	3-4	0	4	4	2	12	3	3	0	1	31
11	ROGERS, Gabe g	4-16	2-5	3-4	2	0	2	1	13	1	5	0	3	35
21	SALDIVAR, Stallon g	1-3	0-1	0-0	0	2	2	0	2	3	0	0	0	21
02	DUNN, Michael	1-4	0-1	2-5	1	2	3	2	4	1	3	0	1	23
12	CHEEK, Danny	0-5	0-3	0-0	0	0	0	3	0	0	0	0	1	10
20	BEWERNICK, Gaellan	0-2	0-0	0-0	1	2	3	1	0	1	1	0	0	8
22	GRUBER, Colin	0-0	0-0	0-0	0	0	0	0	0	0	1	0	0	1
33	JACOBSEN, Max	2-3	0-0	2-2	3	1	4	0	6	1	0	0	1	5
40	OLAYINKA, Ben	0-0	0-0	1-2	0	2	2	1	1	0	0	1	0	13
	Team				0	0	0							
	Totals	17-55	3-12	16-23	11	22	33	15	53	11	17	1	9	200

FG % 1st Half: 9-24 37.5%

3FG % 1st Half: 0-5 0.0%

FT % 1st Half: 5-7 71.4%

Northern Arizona 53 • 5-12, 1-4 BSC

Technical fouls: University of Montana-None, Northern Arizona-ROGERS, Gabe.			
Attendance: 561			
Score by periods	1st	2nd	Total
University of Montana	39	39	78
Northern Arizona	23	30	53

FG % 1st Half: 17-28 60.7%

3FG % 1st Half: 3-7 42.9%

FT % 1st Half: 2-3 66.7%

Northern Arizona 53 • 5-12, 1-4 BSC

#	Player	3-Ptr	Rebounds	FT-FTA	Off	Def	Tot	PF	TP	A	TO	Blk	Stl	Min
Total	FG-FGA	FG-FGA	FT-FTA	Off	Def	Tot	PF	TP	A	TO	Blk	Stl	Min	
01	STEWART, Art f	4-4	0-0	0-0	0	1	1	4	8	1	1	0	0	15
24	SELVIG, Derek f	2-4	1-2	1-2	0	4	4	3	6	4	2	1	0	25
32	JAMAR, Kareem f	6-8	1-2	2-2	0	7	7	0	15	3	2	0	0	30
40	WARD, Mathias f	5-10	0-0	0-0	0	2	2	3	10	1	0	0	0	24
05	CHERRY, Will g	5-10	2-4	0-0	0	3	3	3	12	3	3	0	3	31
02	HENDERSON, Kevin	1-3	1-3	0-0	0	2	2	1	3	1	2	0	1	13
10	GREGORY, Jordan	1-2	0-1	0-0	0	2	2	1	2	3	1	0	1	7
12	WOOD, Jordan	0-1	0-1	0-0	1	1	2	0	0	3	2	0	0	8







## 2011-12 Box Scores

University of Montana vs Montana State  
2/4/12 7:05 pm at Bozeman, MT • Worthington Arena  
University of Montana 67 • 16-6/9-1 BSC

#	Player	3-Ptr	Rebounds	FT-FTA	Off	Def	Tot	PF	TP	A	TO	Blk	Stl	Min
		FG-FGA	FG-FGA											
01	STEWART, Art f	3-7	0-1	0-0	3	6	9	5	6	1	1	0	1	27
24	SELVIG, Derek f	4-9	3-4	4-4	1	4	5	4	15	0	3	1	0	28
40	WARD, Mathias c	3-7	0-1	2-6	3	3	6	3	8	1	1	0	0	32
05	CHERRY, Will g	3-8	1-4	4-4	0	6	6	4	11	1	0	0	0	21
32	JAMAR, Kareem g	8-15	4-5	1-2	0	2	2	1	21	3	3	0	0	36
02	HENDERSON, Kevin	0-2	0-2	0-0	1	1	2	0	0	1	0	0	0	5
12	WOOD, Jordan	0-3	0-2	0-0	0	2	2	1	0	2	0	0	1	20
20	DESHIELDS, Keron	0-2	0-1	0-0	0	0	0	1	0	0	0	0	0	8
22	STOCKTON, Shawn	3-5	0-0	0-0	0	1	1	2	6	0	2	0	1	22
45	HUTCHISON, Eric	0-0	0-0	0-0	0	0	0	0	0	0	0	0	0	1
Team					3	2	5							
Totals		24-58	8-20	11-16	11	27	38	21	67	9	10	1	3	200

FG % 1st Half: 13-29 44.8% 2nd half: 11-29 37.9% Game: 24-58 41.4% Deadball  
3FG % 1st Half: 3-7 42.9% 2nd half: 5-13 38.5% Game: 8-20 40.0% Rebounds  
FT % 1st Half: 8-12 66.7% 2nd half: 3-4 75.0% Game: 11-16 68.8% 1

#	Player	3-Ptr	Rebounds	FT-FTA	Off	Def	Tot	PF	TP	A	TO	Blk	Stl	Min
		FG-FGA	FG-FGA											
23	BLOUNT, Xavier f	2-12	0-5	0-0	0	3	3	3	4	0	1	0	1	27
24	JOHNSON, Tre f	3-8	0-0	5-5	2	3	5	3	11	2	2	1	0	29
15	FALL, Mohammed c	4-6	0-0	0-2	4	3	7	2	8	0	1	3	0	21
04	SINGLETON, Rod g	0-1	0-0	3-6	2	5	7	2	3	4	4	0	1	37
33	MOON, Christian g	3-10	2-7	0-0	1	2	3	3	8	2	3	0	1	31
03	DISON, Michael	0-1	0-0	0-0	0	0	0	0	0	1	0	0	0	3
20	REID, Shawn	3-10	0-4	3-5	0	4	4	2	9	0	0	0	2	22
21	ALLOU, Jourdain	5-5	0-0	5-7	1	5	6	3	15	1	1	2	0	28
40	BUDINICH, Jeff	0-0	0-0	0-0	1	1	2	0	0	0	0	0	0	2
Team					1	1	2				1			
Totals		20-53	2-16	16-25	12	27	39	18	58	9	14	6	5	200

FG % 1st Half: 10-28 35.7% 2nd half: 10-25 40.0% Game: 20-53 37.7% Deadball  
3FG % 1st Half: 0-8 0.0% 2nd half: 2-8 25.0% Game: 8-20 40.0% Rebounds  
FT % 1st Half: 8-12 66.7% 2nd half: 8-13 61.5% Game: 26-25 64.0% 3

Officials: Jimmy Casas, Scott Brown, Charles Rydzak  
Technical fouls: University of Montana-None. Montana State-None.

Attendance: 6018

Score by periods	1st	2nd	Total
University of Montana	37	30	67
Montana State	28	30	58

Idaho State vs University of Montana  
2/6/2012 • 7:05 at Missoula, Mont. • Dahlberg Arena  
Idaho State 40 • 8-15/6-5

#	Player	3-Ptr	Rebounds	FT-FTA	Off	Def	Tot	PF	TP	A	TO	Blk	Stl	Min
		FG-FGA	FG-FGA											
32	MOREIRA, Abner f	2-5	0-0	1-2	2	3	5	3	5	1	2	0	0	35
02	GRABAU, Chase g	3-11	1-2	1-2	3	3	6	2	8	1	2	1	2	33
03	MORGAN, Melvin g	3-9	0-3	3-6	1	1	2	4	9	1	2	0	0	35
11	MCGOWEN, Kenny g	2-9	1-5	4-5	2	0	2	3	9	2	2	0	0	26
15	HATCHETT, Andre' g	4-14	0-1	0-0	3	3	6	3	8	0	1	1	0	33
05	BALDWIN, Sherrod	0-2	0-0	1-1	0	0	0	1	1	0	3	0	1	11
10	MASON, Nick	0-0	0-0	0-0	0	0	0	0	0	0	0	0	0	6
13	KUMIERUK, Jakub	0-2	0-0	0-0	1	1	2	1	0	0	0	1	0	6
33	SWANSON, Garrett	0-2	0-1	0-0	1	1	2	1	0	0	2	0	0	7
40	KOSTUR, Dejan	0-3	0-0	0-0	0	0	0	0	0	0	1	0	0	7
Team					1	1	2				1			
Totals		14-57	2-12	10-16	14	13	27	18	40	5	16	3	3	200

FG % 1st Half: 8-31 25.8% 2nd half: 6-26 23.1% Game: 14-57 24.6% Deadball  
3FG % 1st Half: 1-7 14.3% 2nd half: 1-5 20.0% Game: 2-12 16.7% Rebounds  
FT % 1st Half: 6-7 85.7% 2nd half: 4-9 44.4% Game: 10-16 62.5% 5,2

#	Player	3-Ptr	Rebounds	FT-FTA	Off	Def	Tot	PF	TP	A	TO	Blk	Stl	Min
		FG-FGA	FG-FGA											
01	STEWART, Art f	7-9	0-0	0-0	2	3	5	3	14	0	1	0	2	30
40	WARD, Mathias f	2-7	0-0	2-3	2	2	4	3	6	0	1	0	0	22
24	SELVIG, Derek c	1-5	0-2	3-3	0	4	4	1	5	8	3	6	1	32
05	CHERRY, Will g	8-10	2-3	3-4	1	2	3	21	1	0	1	3	25	
32	JAMAR, Kareem g	5-13	1-4	2-2	1	7	8	0	13	1	2	0	1	32
02	HENDERSON, Kevin	2-3	1-1	2-2	1	1	2	3	7	0	1	0	0	15
10	GREGORY, Jordan	0-1	0-0	0-0	0	0	0	0	0	0	0	0	0	7
12	WOOD, Jordan	0-2	0-1	0-0	0	4	4	0	0	1	0	1	0	12
20	DESHIELDS, Keron	0-0	0-0	3-4	0	0	0	0	3	2	0	0	0	5
22	STOCKTON, Shawn	2-3	1-2	0-0	0	4	4	3	5	0	2	0	0	15
45	HUTCHISON, Eric	1-1	0-0	0-0	0	0	0	0	2	0	1	0	0	6
Team					3	3	6							
Totals		28-54	5-13	15-18	10	30	40	20	76	12	12	7	8	201

FG % 1st Half: 13-27 48.1% 2nd half: 15-27 55.6% Game: 28-54 51.9% Deadball  
3FG % 1st Half: 3-8 37.5% 2nd half: 2-5 40.0% Game: 5-13 38.5% Rebounds  
FT % 1st Half: 3-3 100.0% 2nd half: 12-15 80.0% Game: 15-18 83.3% 1

Officials: Eric Curry, Ruben Ramos, Chris Rastatter  
Technical fouls: Idaho State-None. University of Montana-None.

Attendance: 3444

Score by periods	1st	2nd	Total
Idaho State	23	17	40
University of Montana	32	44	76

University of Montana vs Northern Colorado  
2/9/12 7:05 p.m. • at Greeley, Colo. • Butler-Hancock  
University of Montana 75 • 18-6, 11-1 BSC

#	Player	3-Ptr	Rebounds	FT-FTA	Off	Def	Tot	PF	TP	A	TO	Blk	Stl	Min
		FG-FGA	FG-FGA											
01	STEWART, Art f	2-8	1-2	3-8	1	1	2	1	8	3	0	0	0	32
40	WARD, Mathias f	3-6	1-1	2-2	1	3	4	3	9	0	2	0	2	38
24	SELVIG, Derek c	4-8	2-3	2-2	0	4	4	4	12	4	1	0	1	34
05	CHERRY, Will g	12-20	3-6	3-4	1	3	4	3	30	4	4	0	8	38
32	JAMAR, Kareem g	4-10	3-5	1-4	2	1	3	3	12	5	2	0	2	29
02	HENDERSON, Kevin	2-3	0-0	0-0	1	1	2	2	4	0	0	0	0	12
12	WOOD, Jordan	0-0	0-0	0-0	0	0	0	0	0	0	0	0	0	2
22	STOCKTON, Shawn	0-1	0-1	0-0	0	0	0	1	0	0	2	0	0	11
45	HUTCHISON, Eric	0-0	0-0	0-0	1	1	2	2	0	0	0	0	0	4
Team					2	1	3							
Totals		27-56	10-18	11-20	9	15	24	19	75	16	11	0	13	200

FG % 1st Half: 12-26 46.2% 2nd half: 15-30 50.0% Game: 27-56 48.2% Deadball  
3FG % 1st Half: 5-10 50.0% 2nd half: 5-8 62.5% Game: 10-18 55.6% Rebounds  
FT % 1st Half: 7-8 87.5% 2nd half: 4-12 33.3% Game: 11-20 55.0% 4

#	Player	3-Ptr	Rebounds	FT-FTA	Off	Def	Tot	PF	TP	A	TO	Blk	Stl	Min
		FG-FGA	FG-FGA											
22	HUSKISSON, Tim f	2-3	1-1	0-0	3	5	8	1	5	2	5	0	0	23
41	PROCTOR, Mike f	6-8	0-0	6-8	1	4	5	3	18	3	4	0	3	30
34	OSBORNE, Connor c	5-6	0-0	2-3	0	7	7	3	12	0	2	2	0	32
05	SVIHOVEC, Tevin g	4-7	1-1	1-3	1	1	2	2	10	2	3	1	0	38
15	UNRUH, Tate g	5-9	3-6	2-2	0	1	1	0	15	1	3	0	0	38
03	GARNICA, Paul	1-3	1-2	0-0	0	2	2	0	3	0	4	1	0	15
21	KEANE, Brendan	0-1	0-0	0-0	0	0	0	0	2	0	1	0	0	4
24	ADDO, Emmanuel	1-3	0-1	2-2	1	2	3	1	4	0	4	0	0	14
25	DOUVIER, Bryce	0-1	0-0	1-2	1	0	1	4	1	1	0	0	0	6
Team					1	3	4				1			
Totals		24-41	6-11	14-20	8	25	33	16	68	9	27	4	3	200

FG % 1st Half: 13-24 54.2% 2nd half: 11-17 64.7% Game: 24-41 58.5% Deadball  
3FG % 1st Half: 3-5 60.0% 2nd half: 3-6 50.0% Game: 6-11 54.5% Rebounds  
FT % 1st Half: 6-10 60.0% 2nd half: 8-10 80.0% Game: 14-20 70.0% 0

Officials: Jason Hinch, Wilson Holland and Jon Stigliano  
Technical fouls: University of Montana-HENDERSON, Kevin. Northern Colorado-None.

Attendance: 1419

Score by periods	1st	2nd	Total
University of Montana	36	39	75
Northern Colorado	35	33	68

University of Montana vs Sacramento State  
2/11/12 7:05 p.m. • at Sacramento, CA • The Nest  
University of Montana 67 • 19-6, 12-1 BSC

	Total	3-Ptr	Rebounds											
#/	Player	FG-FGA	FG-FGA	FT-FTA	Off	Def	Tot	PF	TP	A	TO	Blk	Stl	Min
01	STEWART, Art f	6-7	0-0	4-6	4	4	8	3	16	2	4	0	2	38
40	WARD, Mathias f	3-6	0-0	2-2	0	3	3	3	8	0	1	0	1	23
24	SELVIG, Derek c	3-6	1-1	7-8	4	10	14	2	14	4	2	3	2	39
05	CHERRY, Will g	2-8	1-3	12-15	0	4	4	2	17	4	2	1	2	31
32	JAMAR, Kareem g	2-8	1-3	0-2	0	5	5	3	5	2	4	0	2	33
02	HENDERSON, Kevin	1-3	0-1	0-0	1	0	1	2	2	0	2	0	0	8
10	GREGORY, Jordan	1-2	1-1	2-2	0	0	0	0	5	0	0	0	0	6
12	WOOD, Jordan	0-2	0-2	0-0	0	0	0	0	0	0	1	1	0	6
20	DESHIELDS, Keron	0-1	0-1	0-0	0	0	0	0	0	0	0	0	0	2
22	STOCKTON, Shawn	0-1	0-1	0-0	0	1	1	2	0	1	0	0	0	9
33	WEISNER, Mike	0-2	0-2	0-0	0	0	0	0	0	0	0	0	0	5
	Team				2	3	5							



## Sophomore guard Keron DeSheilds



### Hawai'i vs University of Montana

2/18/12 • 7:00pm at Missoula, MT • Dahlberg Arena (Sears Bracketbusters)

Hawai'i 79 • 15-11

Total		3-Ptr	Rebounds											
#	Player	FG-FGA	FG-FGA	FT-FTA	Off	Def	Tot	PF	TP	A	TO	Blk	Stl	Min
05	Thomas, Joston f	4-6	0-0	3-7	3	2	5	5	11	3	2	0	0	19
21	Brereton, Hauns f	4-8	1-2	3-4	1	2	3	1	12	1	0	0	0	23
15	Joaquin, Vander c	7-11	0-0	3-5	4	6	10	3	17	0	3	1	0	26
03	Johnson, Zane g	3-10	2-5	0-0	1	3	4	1	8	3	1	0	0	31
11	Ostrowski, Jeremiah g	1-2	0-1	0-0	0	1	1	3	2	6	4	0	0	25
01	Miles, Bobby	0-1	0-0	0-0	0	0	0	1	0	0	2	0	1	12
02	Jefferson, Garrett	1-1	0-0	0-4	0	1	1	2	2	0	0	1	1	7
04	Stokes, Shaquille	3-9	3-6	4-5	0	0	0	1	13	0	1	0	1	20
13	Rozitis, Davis	1-2	0-0	1-2	2	1	3	1	3	0	1	0	1	14
23	Minns, Pi'i	1-1	0-0	0-0	0	1	1	0	2	0	0	0	0	2
31	Wiseman, Trevor	2-4	0-0	5-7	1	3	4	3	9	0	1	0	1	21
Team					0	1	1							
Totals		27-55	6-14	19-34	12	21	33	21	79	13	15	2	5	200
FG % 1st Half: 12-27 44.4%		2nd half: 15-28 53.6%		Game: 27-55 49.1%		Deadball								
3FG % 1st Half: 3-8 37.5%		2nd half: 3-6 50.0%		Game: 6-14 42.9%		Rebounds								
FT % 1st Half: 7-11 63.6%		2nd half: 12-23 52.2%		Game: 19-34 55.9%		6								
University of Montana 94 • 20-6														

University of Montana 94 • 20-6

#	Player	G-FGA	FG-FGA	FT-FTA	Off	Def	Tot	PF	TP	A	TO	Blk	Stl	Min
01	STEWART, Art f	2-5	0-0	4-4	1	6	7	5	8	1	2	0	3	32
40	WARD, Mathias f	8-12	2-3	0-0	0	1	1	3	18	0	1	1	0	24
24	SELVIG, Derek c	2-10	1-5	2-2	1	2	3	4	7	5	2	1	1	35
05	CHERRY, Will g	10-13	3-5	1-2	0	2	2	3	24	2	2	1	5	33
32	JAMAR, Kareem g	5-8	2-4	9-13	0	11	11	1	21	11	1	1	0	34
02	HENDERSON, Kevin	0-0	0-0	0-0	0	0	0	0	0	0	0	0	1	1
10	GREGORY, Jordan	0-0	0-0	1-2	0	0	0	0	1	0	1	0	0	2
12	WOOD, Jordan	0-0	0-0	0-0	0	0	0	0	0	0	0	0	0	3
20	DESHEILDs, Keron	2-2	2-2	0-0	0	0	0	1	6	1	2	0	1	8
22	STOCKTON, Shawn	3-6	1-4	0-0	1	2	3	5	7	3	0	0	0	22
33	WEISNER, Mike	0-0	0-0	0-0	0	0	0	1	0	0	0	0	0	1
45	HUTCHISON, Eric	1-1	0-0	0-0	1	0	1	3	2	0	0	0	0	5
	Team				2	1	3							
	Totals	33-57	11-23	17-23	6	25	31	26	94	23	11	4	11	200
	FG % 1st Half: 17-30 56.7%	2nd half: 16-27 59.3%		Game: 33-57 57.9%		Deadball								
	3FG % 1st Half: 8-15 53.3%	2nd half: 3-8 37.5%		Game: 11-23 47.8%		Rebounds								
	FT % 1st Half: 5-9 55.6%	2nd half: 12-14 85.7%		Game: 17-23 73.9%		3								
	Officials: Mike Giarratano, Chris Rastatter, Jimmy Casas													
	Technical fouls: Hawai'i-Team. University of Montana-None.													
	Score by periods		1st	2nd	Total									
	Hawai'i		34	45	79									
	University of Montana		47	47	94									

### Northern Arizona vs University of Montana

2/23/12 • 7:05pm at Missoula, MT • Dahlberg Arena

Northern Arizona 60 • 5-23, 1-14

Total		3-Ptr		Rebounds											
#	Player	FG-FGA	FG-FGA	FT-FTA	Off	Def	Tot	PF	TP	A	TO	Blk	Stl	Min	
20	BEWERNICK, G. f	2-6	0-0	0-0	1	4	5	2	4	2	0	2	1	32	
40	OLAYINKA, Ben f	3-5	0-0	0-0	3	0	3	2	6	0	3	3	0	15	
01	DOUGLAS, James g	0-5	0-2	2-2	1	2	3	0	2	3	1	0	1	19	
11	ROGERS, Gabe g	7-19	4-8	0-0	0	0	0	2	18	1	4	0	1	35	
12	CHEEK, Danny g	0-3	0-1	0-0	1	0	1	0	0	0	2	0	0	7	
02	DUNN, Michael	3-5	1-1	0-1	1	1	2	5	7	0	3	1	3	27	
21	SALDIVAR, Stallon	3-7	1-3	0-0	3	6	9	1	7	3	4	0	1	25	
22	GRUBER, Colin	0-2	0-1	0-0	0	0	0	0	0	0	0	0	0	6	
23	FLORES, Luis	0-0	0-0	0-0	0	0	0	0	0	0	0	0	0	2	
34	NORMAN, Durrell	2-4	2-2	5-6	3	2	5	0	11	2	5	0	0	21	
42	EKANEM, Ephraim	2-5	0-0	1-2	2	1	3	1	5	0	0	1	1	11	
Team															
Totals		22-61	8-18	8-11	17	20	37	13	60	11	22	7	8	200	
FG % 1st Half: 9-34 26.5%		2nd half: 13-27 48.1%		Game: 22-61 36.1%		Deadball									
3FG % 1st Half: 3-8 37.5%		2nd half: 5-10 50.0%		Game: 8-18 44.4%		Rebounds									
FT % 1st Half: 3-5 60.0%		2nd half: 5-6 83.3%		Game: 8-11 72.7%		2									

University of Montana 78 • 21-6, 13-1

Total		3-Ptr	Rebounds												
#	Player	FG-FGA	FG-FGA	FT-FTA	Off	Def	Tot	PF	TP	A	TO	Blk	Stl	Min	
01	STEWART, Art f	4-7	0-2	0-0	2	1	3	1	8	2	2	0	4	27	
40	WARD, Mathias f	5-8	0-0	3-4	1	2	3	2	13	3	0	0	1	30	
24	SELVIG, Derek c	7-12	2-4	3-4	1	7	8	2	19	6	6	4	3	34	
05	CHERRY, Will g	4-11	2-7	1-1	1	4	5	1	11	3	2	1	4	34	
32	JAMAR, Kareem g	5-9	2-3	2-2	1	2	3	2	14	4	2	1	0	34	
02	HENDERSON, Kevin	1-4	0-0	1-2	1	1	2	0	3	0	0	0	0	3	
10	GREGORY, Jordan	0-0	0-0	0-0	0	0	0	0	0	0	0	0	0	3	
12	WOOD, Jordan	0-0	0-0	0-1	0	1	1	1	0	0	1	0	0	3	
20	DESHEILDs, Keron	1-2	1-2	0-0	0	0	0	0	3	0	0	0	0	3	
22	STOCKTON, Shawn	3-7	1-3	0-0	1	1	2	0	7	3	1	0	3	21	
33	WEISNER, Mike	0-0	0-0	0-0	0	0	0	0	0	0	1	1	0	2	
45	HUTCHISON, Eric	0-0	0-0	0-0	0	2	2	0	0	0	0	0	0	6	
Team					5	2	7								
Totals		30-60	8-21	10-14	13	23	36	9	78	21	15	7	15	200	
FG % 1st Half: 18-32 56.3%		2nd half: 12-28 42.9%		Game: 30-60 50.0%		Deadball									
3FG % 1st Half: 5-11 45.5%		2nd half: 3-10 30.0%		Game: 8-21 38.1%		Rebounds									
FT % 1st Half: 2-2 100.0		2nd half: 8-12 66.7%		Game: 10-14 71.4%		1									



Eastern Washington vs University of Montana																		
3/6/12 • 8:00 pm at Missoula, MT • Dahlberg Arena (BSC Semifinal game)																		
Eastern Washington 66 • 15-17																		
	Total	3-Ptr	Rebounds															
#	Player	FG-FGA	FG-FGA	FT-FTA	Off	Def	Tot	PF	TP	A	TO	Blk	Std	Min				
15	GRIFFIN, Laron f	5-10	0-0	5-7	4	10	14	4	15	0	1	3	2	34				
34	CHIVERTON, Collin f	0-5	0-2	0-0	1	2	3	2	0	0	1	0	0	16				
42	EDERAINE, Cliff f	8-11	0-2	0-0	1	3	4	4	16	2	5	2	0	34				
11	COLMON, Cliff g	10-20	2-7	5-5	0	4	4	1	27	2	3	0	1	40				
22	FORBES, Jeffrey g	2-5	0-2	1-1	1	1	2	3	5	1	1	0	0	39				
10	KELLY, Parker	1-2	1-1	0-0	0	1	1	5	3	0	1	0	2	23				
20	JOHNSON, Tremayne	0-0	0-0	0-0	0	0	0	1	0	0	0	0	0	4				
23	WINFORD, Kevin	0-1	0-0	0-0	0	0	0	0	0	0	0	0	0	3				
25	HICKERT, Jordan	0-1	0-1	0-0	0	0	0	3	0	0	1	0	0	7				
	Team				1	2	3											
	Totals	26-55	3-15	11-13	8	23	31	23	66	5	13	5	5	200				
FG % 1st Half: 15-30 50.0%																		
3FG % 1st Half: 2-9 22.2%																		
FT % 1st Half: 3-4 75.0%																		
University of Montana 74 • 24-6																		
	Total	3-Ptr	Rebounds															
#	Player	FG-FGA	FG-FGA	FT-FTA	Off	Def	Tot	PF	TP	A	TO	Blk	Std	Min				
01	STEWART, Art f	1-3	0-0	4-5	2	3	5	3	6	2	1	1	1	31				
40	WARD, Mathias f	3-10	1-1	12-12	4	3	7	3	19	1	1	1	0	35				
24	SELVIG, Derek c	4-8	1-2	3-4	0	1	1	3	12	3	1	2	1	37				
05	CERRY, Will g	7-13	0-2	2-3	2	1	3	2	16	2	2	1	3	40-				
32	JAMAR, Kareem g	6-15	0-5	6-8	2	11	13	1	18	0	4	1	2	36-				
20	DESHIELDS, Keron	0-2	0-1	0-0	0	0	0	0	0	0	0	0	0	5				
22	STOCKTON, Shawn	1-3	1-2	0-0	0	1	1	1	3	0	1	0	0	12				
33	WEISNER, Mike	0-0	0-0	0-0	0	1	1	1	0	0	1	0	0	4				
	Team				3	1	4											
	Totals	22-54	3-13	27-32	13	22	35	14	74	8	11	6	7	200				
FG % 1st Half: 8-30 26.7%																		
3FG % 1st Half: 1-9 11.1%																		
FT % 1st Half: 13-16 81.3%																		
Officials: Greg Nixon, Eric Curry, Scott Brown																		
Technical fouls: Eastern Washington-None. University of Montana-None.																		
Attendance: 5563																		
Score by periods																		
Eastern Washington																		
University of Montana																		

2



A full-page advertisement featuring LeBron James in a powerful, forward-leaning pose, breaking through a shattered glass barrier. He is wearing a black Nike headband, a black compression top, black shorts with red mesh, a black elbow sleeve, and black and red Nike Soldier IV shoes. He is holding a basketball in his left hand. The background is dark with blue and white geometric shapes and shattered glass fragments.

**PREPARE  
FOR COMBAT**

**DRIVE HARD TO THE HOOP,  
SLOW DOWN FOR NO ONE**

LeBron James is wearing NIKE Pro Combat Hyperstrong Compression Basketball Top, Hyperstrong Basketball Vis Short, Hyperstrong Elbow Sleeve and the NIKE Soldier IV shoes.



# The Big Sky Conference





## BIG SKY UNVEILS NEW LOGO, BRAND

Ogden, Utah (July 16, 2012) – The Big Sky Conference unveiled its new logo and branding campaign Monday as part of the leagues' Summer Kickoff in Park City, Utah.



A new era in the Big Sky Conference begins in 2012-13 as the league enters its 50th year of athletic competition, and its 25th sponsoring women's collegiate athletics. The Division I Big Sky Conference welcomes the University of North Dakota and Southern Utah University into the fold as full members. Cal Poly and UC Davis join the league as affiliate members in football, where the league competes at the Championship Subdivision level (formerly I-AA).

The additions of North Dakota and Southern Utah give the stable Big Sky 11 full institutions and 13 football members. The current lineup includes four of the six charter members: Idaho State University, The University of Montana, Montana State University and Weber State. Northern Arizona enters its 43rd season in the Big Sky, giving the conference five members with at least 40 years of continuous membership.

Eastern Washington University joined the Big Sky Conference in 1987, followed by Portland State University and Sacramento State in 1996. The Big Sky became a nine-team league in 2006 with the addition of the University of Northern Colorado.

The league has become one of the strongest Division I conferences in the West and is a national leader in the Football Championship Subdivision. Six times, Big Sky teams have won the Division I National Championship, including Eastern Washington in 2010. A Big Sky team has played for the national championship in three of the past four seasons.

The Big Sky Conference was established in 1963 by six charter members – Idaho, Idaho State, Gonzaga, Montana, Montana State and Weber State. Those six schools formed the foundation of the Big Sky before the league expanded in 1970 by adding Boise State and Northern Arizona. Gonzaga left the Sky in 1979 and was replaced by Nevada, which gave the league eight members. The conference grew to nine schools in 1987 with the addition of Eastern Washington.

The 1990s saw change in the makeup of the league, beginning in 1992 when Nevada departed and put the Big Sky back at eight teams. In 1996 Boise State and Idaho left and at the same time the conference added Portland State, Sacramento State and Cal State Northridge. The Big Sky maintained nine teams for five years before Cal State Northridge departed in the spring of 2001.

The Big Sky now includes nine states spanning from the

Pacific Ocean to the Red River Valley of North Dakota. The league is represented along the entire west coast with institutions in Washington, Oregon and California. League schools also range up and down the Rocky Mountains with institutions in Montana, Idaho, Utah, Arizona and Colorado.

On Feb 25, 1963, the name Big Sky was adopted by the six presidents of the charter members as the name of the new conference. The name Big Sky originated in a novel written by the late A.B. (Bud) Guthrie of Great Falls, Mont., in 1947 entitled "The Big Sky." Jack Hollowell, a former Montana advertising director, promoted the Big Sky theme for the Treasure State. While on a track and field trip from Pocatello, Idaho, to Missoula, Mont., legendary Dubby Holt of Idaho State saw a "Welcome to Big Sky Country" sign as his team entered Montana. Holt, and his athletes thought "Big Sky" would be a perfect name for the new conference. Harry Missildine of the Spokane Spokesman-Review called for the newly formed league to be named the Big Sky Conference in his column dated Feb. 20, 1963.

The Big Sky sponsors championships in 15 sports, including men's and women's cross country, indoor and outdoor track and field, basketball and tennis. In addition, there are also championships in football, and women's volleyball, golf and soccer. This upcoming spring, the Big Sky will sponsor a softball championship for the first time.

In 1988-89, the Big Sky Conference first began sponsoring women's sports. The former Mountain West Conference existed from 1982-88, sponsoring championships for women's sports at the same institutions the Big Sky had men's programs. The Big Sky merged with the Mountain West in 1988, forming one league for both men and women.

Doug Fullerton, the fifth commissioner of the Big Sky Conference, is in his 18th year at the helm. Fullerton took over the Big Sky on July 1, 1995, replacing longtime commissioner Ron Stephenson, who passed away in 2011. Stephenson served the league for 14 years. Steve Belko was the commissioner from 1977-81, while John Roning held the post from 1971-77. The first league commissioner was Jack Friel, who served from 1963-71.





# Big Sky Conference

## Big Sky Regular-Season Champions and Runners-Up

Year	Champions	Runners-up
2011-12	<b>Montana (15-1)</b>	Weber State (14-2)
2010-11	Northern Colorado (13-3)	<b>Montana (12-4)</b>
2009-10	Weber State (13-3)	Northern Colorado (12-4)
2008-09	Weber State (15-1)	Portland State, Montana (11-5)
2007-08	Portland State (14-2)	Northern Arizona (11-5)
2006-07	Weber State, NAU (11-5)	<b>Montana (10-6)</b>
2005-06	Northern Arizona (12-3)	<b>Montana (10-4)</b>
2004-05	Portland State (11-3)	<b>Montana</b> , Montana State (9-5)
2003-04	Eastern Washington (11-3)	NAU, ISU, Sac. State, Weber St. (7-7)
2002-03	Weber State (14-0)	Eastern Washington (9-5)
2001-02	Montana State (12-2)	Eastern Washington (10-4)
2000-01	CS Northridge (13-3)	Eastern Washington (11-5)
1999-00	<b>Montana (12-4)</b>	Eastern Washington (12-4)
1998-99	Weber State (13-3)	Northern Arizona (12-4)
1997-98	Northern Arizona (13-3)	Weber State (12-4)
1996-97	Northern Arizona (14-2)	<b>Montana (11-5)</b>
1995-96	Montana State (11-3)	<b>Montana</b> , Weber St., Boise State (10-4)
1994-95	<b>Montana</b> , Weber State (11-3)	Montana State (8-6)
1993-94	Weber State, Idaho (10-4)	Idaho State (9-5)
1992-93	Idaho (11-3)	Boise State, Weber State (10-4)
1991-92	<b>Montana (14-2)</b>	Nevada (13-3)
1990-91	<b>Montana (13-3)</b>	Nevada (12-4)
1989-90	Idaho (13-3)	Eastern Washington (11-5)
1988-89	Idaho, Boise State (13-3)	<b>Montana (11-5)</b>
1987-88	Boise State (13-3)	Idaho (11-5)
1986-87	Montana State (12-2)	Boise State (10-4)
1985-86	Northern Arizona (9-5)	<b>Montana (9-5)</b>
1984-85	Nevada (11-3)	<b>Montana (10-4)</b>
1983-84	Weber State (12-2)	<b>Montana (9-5)</b>
1982-83	Nevada, Weber State (10-4)	<b>Montana (9-5)</b>
1981-82	Idaho (13-1)	<b>Montana (10-4)</b>
1980-81	Idaho (12-2)	<b>Montana</b> , Montana State (11-3)
1979-80	Weber State (13-1)	Idaho (9-5)
1978-79	Weber State (10-5)	Northern Arizona, Idaho State (8-6)
1977-78	<b>Montana (12-2)</b>	Idaho State (11-3)
1976-77	Idaho State (13-1)	Weber State (11-3)
1975-76	Boise State (11-5)	Weber State (10-6)
1974-75	<b>Montana (13-1)</b>	Idaho State (9-5)
1973-74	Idaho State (12-3)	<b>Montana (11-4)</b>
1972-73	Weber State (13-1)	Idaho State (10-4)
1971-72	Weber State (10-4)	Idaho State, Gonzaga, N. Arizona (8-6)
1970-71	Weber State (12-2)	Idaho, Montana State (8-6)
1969-70	Weber State (12-3)	Idaho State (11-4)
1968-69	Weber State (15-0)	Montana State (11-4)
1967-68	Weber State (12-3)	Idaho (9-6)
1966-67	Montana State, Gonzaga (7-3)	Idaho State, Idaho, Weber State (5-5)
1965-66	Gonzaga, Weber State (8-2)	<b>Montana (6-4)</b>
1964-65	Weber State (8-2)	Montana State, Gonzaga (6-4)
1963-64	Montana State (8-2)	Weber State (7-3)

## Montana Big Sky Players of the Week, 2011-12

Will Cherry, Guard	January 2
Will Cherry, Guard	February 13
Kareem Jamar, Guard/Forward	February 20
Will Cherry, Guard	February 29

## 2011-12 Big Sky Conference All-Conference Team

### FIRST TEAM

Cliff Colimon, EWU, G, 6-0, Sr.  
**Will Cherry\*#, UM, G, 6-1, Jr.**  
**Kareem Jamar, UM, F/G, 6-5, So.**  
Chehales Tapscott, PSU, F, 6-0, Sr.  
Charles Odum#, PSU, G, 6-5, Sr.  
Damian Lillard, #\$, WSU, G, 6-2, Jr.  
#Unanimous Selection  
\*Two-Time Selection  
\$Three-Time Selection

### SECOND TEAM

Chase Grabau, ISU, G/F, 6-5, Sr.  
Kenny McGowen, ISU, G, 6-0, Sr.  
**Derek Selvig, UM, F/C, 7-0, Sr.**  
**Art Steward, UM, F, 6-4, Sr.**  
Scott Bamforth, WSU, G, 6-2, Jr.

### HONORABLE MENTION

Colin Chiverton, EWU, F, 6-6, Jr.  
Shawn Reid, MSU, G, 6-5, So.  
Mike Proctor, NC, F/C, 6-8, Sr.  
Dylan Garrity, Sac State, G, 6-2, Fr.  
Kyle Tresnak, WSU, C, 6-10, So.

### INDIVIDUAL AWARD WINNERS

Damian Lillard, WSU, MVP  
**Will Cherry, UM,**  
**Def. Player of the Year**  
Dylan Garrity, Sac State,  
Freshman of the Year  
Collin Chiverton, EWU,  
Newcomer of the Year

## Big Sky 2012-13 Tournament At Regular-Season Champion

### THURSDAY, MARCH 14 QUARTERFINALS

No. 7 seed vs. No. 2 seed  
No. 6 seed vs. No. 3 seed  
No. 5 seed vs. No. 4 seed

### FRIDAY, MARCH 15 SEMIFINALS

Semifinal No. 1  
Semifinal No. 2

### SATURDAY, MARCH 16 CHAMPIONSHIP

7 p.m. MST (ESPNU)



### Griz All-Conference Selections 1st and 2nd Teams

2011-12	Will Cherry	(1st team)
	Kareem Jamar	(1st team)
	Derek Selvig	(2nd team)
	Art Steward	(2nd team)
2010-11	Will Cherry	(1st team)
	Brian Qvale	(1st team)
2009-10	Anthony Johnson	(1st team)
2008-09	Anthony Johnson	(1st team)
	Jordan Hasquet	(2nd team)
2007-08	Andrew Strait	(1st team)
2006-07	Jordan Hasquet	(1st team)
	Andrew Strait	(1st team)
2005-06	Kevin Criswell	(1st team)
	Andrew Strait	(1st team)
2004-05	Kamarr Davis	(1st team)
	Kevin Criswell	(1st team)
2003-04	Kamarr Davis	(1st team)
2002-03	David Bell	(1st team)
2001-02	David Bell	(1st team)
1999-2000	Matt Williams	(1st team)
1998-99	Matt Williams	(1st team)
1997-98	J.R. Camel	(1st team)
1996-97	J.R. Camel	(1st team)
	Kirk Walker	(1st team)
1995-96	Shawn Samuelson	(1st team)
	Shane Belnap	(1st team)
1994-95	Matt Kempfert	(1st team)
	Jeremy Lake	(1st team)
	Shawn Samuelson	(1st team)
1991-92	Delvon Anderson	(1st team)
	Roger Fasting	(1st team)
1990-91	Kevin Kearney	(1st team)
	Daren Engellant	(1st team)
1989-90	Kevin Kearney	(2nd team)
	Daren Engellant	(2nd team)
1988-89	Wayne Tinkle	(2nd team)
1987-88	Wayne Tinkle	(2nd team)
1986-87	Scott Zanon	(1st team)
1985-86	Larry Krystkowiak	(1st team)
1984-85	Larry Krystkowiak	(1st team)
	Larry McBride	(1st team)
1983-84	Larry Krystkowiak	(1st team)
	Marc Glass	(1st team)
1982-83	Derrick Pope	(1st team)
1981-82	Derrick Pope	(1st team)
1980-81	Craig Zanon	(1st team)
1979-80	John Stroeder	(2nd team)
	Craig Zanon	(2nd team)
1978-79	John Stroeder	(2nd team)
	Allan Nielsen	(2nd team)
1977-78	Michael R. Richardson	(1st team)
	Allan Nielsen	(1st team)
	John Stroeder	(2nd team)
1976-77	Michael R. Richardson	(1st team)
	Michael J. Richardson	(1st team)

1975-76	Michael R. Richardson	(1st team)
1974-75	Ken McKenzie	(1st team)
	Eric Hays	(1st team)
1973-74	Ken McKenzie	(1st team)
	Eric Hays	(1st team)
	Robin Selvig	(1st team)
1972-73	Mike Murray	(1st team)
1971-72	Mike Murray	(1st team)
1969-70	Dave Gustafson	
1968-69	Harold Ross	(1st team)
	Ron Moore	(1st team)
1967-68	Ron Moore	(1st team)
1965-66	John Holiday, John Quist	
1964-65	Ed Samelton	
1963-64	Tim Aldrich	(2nd team)

### 2011-12 Big Sky Conference Basketball Standings

Big Sky Games	W	L	Pct.	H	A
Montana*\$	15	1	.938	8-0	7-1
Weber State	14	2	.875	8-0	6-2
Portland State	10	6	.625	5-3	5-3
Eastern Washington	8	8	.500	4-4	4-4
Idaho State	7	9	.438	3-5	4-4
Montana State	7	9	.438	4-4	3-5
Sacramento State	5	11	.313	2-6	3-5
Northern Colorado	5	11	.313	3-5	2-6
Northern Arizona	1	15	.063	1-7	0-8

\$Regular-season champion  
\*NCAA Automatic Qualifier

All Games	W	L	Pct.	H	A	Neut.	Strk.
Montana	25	7	.781	16-2	9-4	0-1	L1
Weber State	25	7	.781	16-0	7-7	2-0	L1
Portland State	17	15	.531	10-3	5-11	2-1	L2
Eastern Washington	15	17	.469	9-4	6-13	0-0	L1
Idaho State	9	21	.300	5-8	4-13	0-0	L5
Montana State	12	17	.414	7-6	5-11	0-0	L1
Sacramento State	10	18	.357	6-9	4-9	0-0	W1
Northern Colorado	9	19	.321	5-9	2-10	2-0	L2
Northern Arizona	5	24	.172	4-9	1-12	0-3	L16





# Griz Leaders and Records





# Griz Records – Leaders

## Season Scoring (1947-Present)

Year	Name	Total Pts.	PPG
2011-12	Will Cherry	505	15.8
2010-11	Brian Qvale	478	14.9
2009-10	Anthony Johnson	614	19.2
2008-09	Anthony Johnson	509	17.6
2007-08	Jordan Hasquet	411	13.7
2006-07	Andrew Strait	450	15.0
2005-06	Andrew Strait	516	16.6
2004-05	Kamarr Davis	349	15.2
2003-04	Kamarr Davis	394	14.1
2002-03	David Bell	529	17.6
2001-02	David Bell	425	13.7
2000-01	Dan Trammel	336	12.4
1999-00	Matt Williams	539	19.2
1998-99	Matt Williams	410	15.2
1997-98	J.R. Camel	342	11.8
1996-97	J.R. Camel	306	11.3
1995-96	S. Samuelson	447	16.0
1994-95	Matt Kempfert	407	14.0
1993-94	Matt Kempfert	361	13.4
1992-93	Jeremy Lake	294	10.5
1991-92	Delvon Anderson	448	14.5
1990-91	Kevin Kearney	568	18.3
1989-90	John Reckard	367	12.7
1988-89	Wayne Tinkle	529	17.1
1987-88	Wayne Tinkle	470	16.2
1986-87	Scott Zanon	496	17.1
1985-86	Larry Krystkowiak	709 <sup>^</sup>	22.2
1984-85	Larry Krystkowiak	632	21.1
1983-84	Larry Krystkowiak	539	18.0
1982-83	Derrick Pope	520	17.9
1981-82	Derrick Pope	471	17.4
1980-81	Craig Zanon	475	17.0
1979-80	Craig Zanon	377	15.1
1978-79	Allan Nielsen	355	13.9
1977-78	Michael Ray Richardson	653	24.2 <sup>^</sup>
1976-77	Michael Ray Richardson	500	19.2
1975-76	Michael Ray Richardson	456	18.2
1974-75	Ken McKenzie	518	17.9
1973-74	Ken McKenzie	505	18.7
1972-73	Mike Murray	438	16.8
1971-72	Mike Murray	381	14.7
1970-71	Ray Howard	332	13.8
1969-70	Dave Gustafson	506	19.5
1968-69	Harold Ross	479	18.4
1967-68	Don Parsons	286	11.9
1966-67	Dennis Biletnikof	363	15.1
1965-66	John Holliday	248	17.8
1964-65	Ed Samelton	478	18.4
1963-64	Tim Aldrich	297	14.1
1962-63	Ray Lucien	260	10.8
1961-62	Steve Lowry	363	15.1

Year	Name	Total Pts.	PPG
1960-61	Bob O'Billovich	328	14.3
1959-60	Dan Balko	397	16.6
1958-59	Dan Balko	390	16.3
1957-58	Jim Powell	288	13.1
1956-57	Zip Rhoades	316	14.4
1955-56	Ed Argenbright	428	16.5
1954-55	Ray Howard	446	17.2
1953-54	Ed Argenbright	337	12.5
1952-53	Charles Davis	437	17.5
1951-52	Charles Davis	369	14.2
1950-51	Robert Hasquet	388	12.5
1949-50	Bob Cope	701	22.7
1947-48	Bob Cope	509	15.9

## ^UM Record

## Season Rebounding (1953-Present)

Year	Name	Total Rebs.	RPG
2011-12	Kareem Jamar	178	5.6
2010-11	Brian Qvale	281	8.8
2009-10	Brian Qvale	214	7.1
2008-09	Jordan Hasquet	174	6.0
2007-08	Jordan Hasquet	215	7.2
2006-07	Jordan Hasquet	204	6.4
2005-06	Andrew Strait	192	6.4
2005-06	Andrew Strait	197	6.4
2004-05	Kamarr Davis	141	6.1
2003-04	Kamarr Davis	176	6.3
2002-03	Marcus Rosser	215	7.2
2001-02	Dan Trammel	206	6.6
2000-01	Dan Trammel	210	7.8
1999-00	Matt Williams	287	10.2
1998-99	Matt Williams	214	7.9
1997-98	Ryan Dick	204	7.0
1996-97	Ryan Dick	219	6.8
1995-96	Shawn Samuelson	207	7.4
1994-95	Shawn Samuelson	238	8.2
1993-94	Shawn Samuelson	237	8.5
1992-93	Matt Kempfert	143	5.5
1991-92	Daren Engellant	272	8.8
1990-91	Daren Engellant	269	8.7
1989-90	Daren Engellant	201	7.2
1988-89	Wayne Tinkle	268	8.7
1987-88	Wayne Tinkle	243	8.4
1986-87	Wayne Tinkle	258	8.9
1985-86	Larry Krystkowiak	364	11.4
1984-85	Larry Krystkowiak	306	10.2
1983-84	Larry Krystkowiak	315	10.5
1982-83	Derrick Pope	247	8.5
1981-82	Derrick Pope	223	8.3
1980-81	Rod Brandon	148	5.5
1979-80	John Stroeder	162	6.8
1978-79	John Stroeder	211	7.8
1977-78	Michael R. Richardson	185	6.9



## Records

## Griz Records – Leaders

Year	Name	Total Rebs.	RPG
1976-77	Michael J. Richardson	273	11.3
1975-76	Michael J. Richardson	203	8.1
1974-75	Ken McKenzie	311	10.7
1973-74	Ken McKenzie	301	11.1
1972-73	Ken McKenzie	247	9.5
1971-72	Ray Howard	224	9.7
1970-71	Ray Howard	268	11.2
1969-70	Howard Clark	189	7.3
1968-69	George Yule	182	7.3
1967-68	Don Parsons	212	8.8
1966-67	Norm Clark	240	10.0
1965-66	Norm Clark	232	9.7
1964-65	Ed Samelton	204	7.8
1963-64	John Quist	150	6.5
1962-63	Steve Lowry	163	10.2
1961-62	Steve Lowry	276	11.6
1960-61	Steve Lowry	321	14.0
1959-60	Duane Ruegsegger	223	10.6
1958-59	Darrol Dunham	292	12.1
1957-58	Russ Sheriff	289	13.1
1956-57	Russ Sheriff	200	10.0
1955-56	Russ Sheriff	299	11.5
<b>1954-55</b>	<b>Ray Howard</b>	<b>393<sup>^</sup></b>	<b>15.1</b>
1953-54	Eddie Anderson	166	6.4

<sup>^</sup>UM Record

## Season Assists (1969-Present)

Year	Name	Assists	Avg.
2011-12	Kareem Jamar	118	3.7
2010-11	Will Cherry	128	4.3
2009-10	Anthony Johnson	95	3.4
2008-09	Anthony Johnson	90	3.1
2007-08	Ceylon Elgin-Taylor	106	3.5
2006-07	Bryan Ellis	131	4.2
2005-06	Virgil Matthews	125	4.0
2004-05	Matt Martin	104	3.5
2003-04	Derrick Mansell	111	4.1
2002-03	David Bell	84	2.7
2001-02	Shane Christensen	133	4.8
2000-01	Shane Christensen	123	4.6
1999-00	Shane Christensen	138	4.9
1998-99	Cory Reiser	121	4.5
1997-98	J.R. Camel	170	5.9
1996-97	J.R. Camel	124	4.6
1995-96	Shane Belnap	185	6.6
1994-95	Shane Belnap	128	4.3
<b>1993-94</b>	<b>Travis DeCuire</b>	<b>199</b>	<b>7.1</b>
1992-93	Travis DeCuire	150	5.4
1991-92	Keith Crawford	128	4.1
1991-90	Roger Fasting	133	4.3
1989-90	Eric Jordan	104	4.3
1988-89	Nate DuChesne	129	4.2
1987-88	Nate DuChesne	138	4.8

Year	Name	Assists	Avg.
1986-87	Scott Zanon	170	5.9
1985-86	Scott Zanon	174	5.4
1984-85	Leroy Washington	122	4.1
1983-84	Marc Glass	145	4.8
1982-83	Doug Selvig	121	4.2
1982-81	Doug Selvig	97	3.7
1980-81	Blaine Taylor	102	4.4
1979-80	Blaine Taylor	104	3.7
1978-79	Blaine Taylor	84	3.1
1977-78	Michael Ray Richardson	96	3.8
1976-77	No Record	-----	----
1975-76	Michael Ray Richardson	95	3.8
1974-75	Tom Peck	111	3.8
1973-74	No Data	-----	----
1972-73	No Data	-----	----
1971-72	No Data	-----	----
1970-71	Mike Vernon	25	1.1
1969-70	Dave Gustafson	86	3.3

## Season Free Throws Made (1970-Present)

Year	Name	Free Throws
2011-12	Will Cherry	132
2010-11	Will Cherry	121
<b>2009-10</b>	<b>Anthony Johnson</b>	<b>202</b>
2008-09	Anthony Johnson	162
2007-08	Jordan Hasquet	87
2006-07	Jordan Hasquet	72
2005-06	Kevin Criswell	135
2004-05	Kamarr Davis	84
2003-04	Kamarr Davis	132
2002-03	David Bell	107
2001-02	Dan Trammel	89
2000-01	Travis Greenwalt	90
1999-00	Matt Williams	156
1998-99	Matt Williams	122
1997-98	J.R. Camel	86
1996-97	Brandon Dade	70
1995-96	Shawn Samuelson	126
1994-95	Matt Kempfert	118
1993-94	Shawn Samuelson	116
1992-93	Jeremy Lake	79
1991-92	Roger Fasting	100
1990-91	Gary Kane	51
1989-90	John Reckard	53
1988-89	Wayne Tinkle	142
1987-88	Steve Vanek	103
1986-87	Incomplete	----
1985-86	Scott Zanon	61
<b>1984-85</b>	<b>Larry Krystkowiak</b>	<b>202</b>
1983-84	Larry Krystkowiak	169
1982-83	Derrick Pope	130
1981-82	Derrick Pope	105
1980-81	Craig Zanon	161



## Griz Records – Leaders

**Season Free Throws Made**

Year	Name	FTs
1979-80	Craig Zanon	133
1978-79	No data	---
1977-78	Michael R. Richardson	101
1976-77	No Data	---
1975-76	Michael R. Richardson	82
1974-75	Eric Hays	75
1973-74	No Data	---
1972-73	No Data	---
1971-72	No Data	---
1970-71	Ray Howard	55

**Season Blocks Leaders****(1984-Present)**

Year	Name	Blocks
2011-12	Derek Selvig	35
2010-11	Brian Qvale	95*



Derek Selvig

Year	Name	Blocks
2009-10	Brian Qvale	61
2008-09	Brian Qvale	52
2007-08	Brian Qvale	39
2006-07	Andrew Strait	35
2005-06	Matt Dlouhy	27
	Andrew Strait	27
2004-05	John Seyfert	27
2003-04	John Seyfert	23
2002-03	Marcus Rosser	31
2001-02	Dan Trammel	41
2000-01	Dan Trammel	30
1999-00	Dominique Davis	35
1998-99	Bob Olson	15
1997-98	Bob Olson	13
1996-97	Bob Olson	16
1995-96	Brent Smith	35
1994-95	Matt Kempfert	34
1993-94	Shawn Samuelson	31
1992-93	Matt Kempfert	23
1991-92	Daren Engellant	65
1990-91	Daren Engellant	71
1989-90	Daren Engellant	20
1988-89	Daren Engellant	26
1987-88	Wayne Tinkle	17
1986-87	No Data	---
1985-86	Larry McBride	34
1984-85	Larry McBride	66

\*Big Sky Conference record

**Season 3-Points Made  
(1987-Present)**

Year	Name	3-Ptrs
2011-12	Will Cherry	51
2010-11	Derek Selvig	39
2009-10	Ryan Staudacher	70
2008-09	Ryan Staudacher	56
2007-08	Matt Martin	65
	Ryan Staudacher	65
2006-07	Matt Dlouhy	57
2005-06	Kevin Criswell	70
2004-05	Matt Martin	56
2003-04	Kevin Criswell	46
2002-03	David Bell	98
2001-02	David Bell	98
2000-01	Jared Buckmaster	59
1999-00	Mike Warhank	70
1998-99	Mike Warhank	49
1997-98	Mike Warhank	52
1996-97	Kirk Walker	54
1995-96	Shane Belnap	40
1994-95	Jeremy Lake	76
1993-94	Jeremy Lake	62
1992-93	Jeremy Lake	49

Year	Name	3-Ptrs
1991-92	Delvon Anderson	42
1990-91	Gary Kane	68
1989-90	John Reckard	31
1988-89	John Reckard	53
1987-88	Nate DuChesne	20

**Top 10 Career Points**

1.	Larry Krystkowiak (1982-86)	2,017
2.	M.R. Richardson (1974-78)	1,827
3.	Bob Cope (1946-50)	1,810
4.	Kevin Criswell (2002-06)	1,663
5.	Andrew Strait (2005-08)	1,617
6.	Wayne Tinkle (1985-89)	1,500
7.	Jordan Hasquet (2006-09)	1,396
8.	Ken McKenzie (1972-75)	1,321
9.	Shawn Samuelson (1993-96)	1,293
10.	Derrick Pope (1979-83)	1,289

**Top 10 Career Rebounds**

1.	Larry Krystkowiak (1982-86)	1,105
2.	Daren Engellant (1989-92)	874
3.	Ken McKenzie (1972-75)	859
4.	Wayne Tinkle (1985-89)	836
5.	Shawn Samuelson (1993-96)	791
6.	Russell Sheriff (1955-58)	788
7.	Steve Lowry (1960-62)	763
8.	Brian Qvale (2007-10)	721
9.	Jordan Hasquet (2006-09)	718
10.	Andrew Strait (2005-08)	711

**Top 10 Career Assists**

1.	Travis DeCuire (1991-94)	435
2.	Shane Christensen (1999-02)	431
3.	Scott Zanon (1984-87)	411
4.	M. R. Richardson (1974-78)	372
5.	Marc Glass (1980-84)	369
6.	J.R. Camel (1996-98)	365
7.	Roger Fastings (1988-92)	363
8.	Doug Selvig (1980-84)	361
9.	Tony Reed (1985-89)	339
10.	Matt Martin (2005-08)	317

**Top Five Career FT Percentage**

1.	Anthony Johnson (2008-10)	364-417 .873
2.	Jeremy Lake (1992-95)	225-261 .862
3.	Mike Warhank (1997-00)	75-209 .837
4.	Blaine Taylor (1977-81)	178-216 .824
5.	David Bell (2001-03)	160-196 .816

**Top Five Career Steals**

1.	Will Cherry (2010-Present)	223
2.	J.R. Camel (1995-98)	215
3.	Chris Spoja (1994-97)	151
4.	Doug Selvig (1981-84)	147
5.	Will Cherry (2010-present)	140



# Records

## Griz Records – Leaders

### Single-Game Leaders

#### Most points

42, Anthony Johnson (vs. Weber State, 2010)

#### Most field goals made

18, Michael R. Richardson (vs. MSU, 1976)

18, Ron Moore (vs. Montana State, 1968)

#### Highest field goal percentage

1.000, Matt Kempfert

(14-of-14 at Boise State, 1995)

#### Most 3-point shots made

9, Mike Warhank (at EWU, 1998)

#### Most free throws made

20, Ron Moore (vs. Gonzaga, 1968)

#### Most rebounds

26, Russ Sheriff (vs. Gonzaga, 1958)

#### Most assists

14, Nate DuChesne (vs. Simon Fraser, 1989)

#### Most steals

10, Delvon Anderson (vs. Simon Fraser, 1991)

#### Most blocks

7, Daren Engellant (vs. Boise State, 1991)

### Single-Season Leaders

#### Highest scoring average

24.2, Michael R. Richardson (1977-78, 27g)

#### Most made field goals

276, Bob Cope (1959-60)

#### Highest field goal percentage

66.2%, Steve Vanek (1986-87, 137-of-207)

#### Most free throws made

204, Larry Krystkowiak (1984-85)

#### Highest free throw percentage

89.9%, Jeremy Lake (1992-93, 71-of-79)

#### Most 3-point shots made

98, David Bell (2001-02 and 2002-03)

#### Highest 3-point percentage

49.5%, Mike Warhank (1999-2000, 52-of-105)

#### Most rebounds

393, Ray Howard (1954-55)

#### Most assists

199, Travis DeCuire (1993-94)

#### Most steals

90, J.R. Camel (1997-98)

#### Most blocks

95, Brian Qvale (2010-11)\*

\*Big Sky Conference record

### Career Records Leaders

#### Most points

2,017, Larry Krystkowiak (1982-83)

#### Most free throws made

619, Larry Krystkowiak (1982-86)

#### Highest field goal percentage

62.7%, Steve Vanek (1984-87, 195-of-311)

#### Highest free throw percentage

87.3%, Anthony Johnson (2008-10, 364-of-417)

#### Most 3-point shots made

218, Kevin Criswell (2002-06)

#### Most rebounds

1,105, Larry Krystkowiak (1982-86)

#### Most assists

435, Travis DeCuire (1991-94)

#### Most steals

223, Will Cherry (2010-Present)

#### Most blocks

247, Brian Qvale (2008-11)\*

\*Big Sky Conference record

## Griz All-Americans

**Bob Cope** 1947-48

(Helms Athletic Foundation)

**Charles Davis** 1952-53

(Collier's Magazine, Honorable Mention)

**Russell Sheriff** 1957-58

(United Press, Honorable Mention)

**Dan Balko** 1958-59

(Selector Unknown, 2nd Team)

**Dan Balko** 1959-60

(Selector Unknown, 2nd Team)

**Michael Ray Richardson** 1976-77

(Converse, Honorable Mention)

**Michael Ray Richardson** 1977-78

(Associated Press Honorable Mention)

**Derrick Pope** 1981-82

(Associated Press Honorable Mention)

**Derrick Pope** 1982-83

(Associated Press Honorable Mention)

**Larry Krystkowiak** 1983-84

(Associated Press Honorable Mention)

**Larry Krystkowiak** 1984-85

(Associated Press Honorable Mention)

**Larry Krystkowiak** 1985-86

(Associated Press Honorable Mention)

**Anthony Johnson** 2009-10

(CollegeInsider.com)

**Will Cherry** 2009-10

(CollegeInsider.com)

**Brian Qvale** 2010-11

(CollegeInsider.com, defensive team)

**Will Cherry** 2011-12

(Lou Hensen Mid-Major All-American Team/CollegeInsider.com, defensive team)

## Team Records

### Single-Game Team Records

#### Highest score

111 (vs. Idaho State, 1966)

#### Highest opponent's score

124 (vs. Idaho State, 1970)

#### Highest field goal percentage

71.7 percent (vs. Wash. State, 1968)

#### Most field goals made

51 (vs. Idaho State, 1966)

#### Most free throws made

36 (vs. Montana State, 1982)

#### Most 3-point shots made

16 (at Portland State, 2002)

### Single-Season Team Records

#### Most points

2,453 (1990-91, 31 games)

#### Highest scoring average

83.6 (1965-66, 2,006 points in 24 games)

#### Highest field goal percentage

51.5 percent (1986-87, 801-of-1,554)

#### Highest free throw percentage

76.0 percent (1997-98, 472-of-621)

#### Most rebounds

1,250 (1964-65, 26 games)

#### Most consecutive wins

14 (2011-12)

#### Highest 3-point percentage

40.3% (1985-86, 77-of-191)

Will Cherry





# Griz 1,000 Point Club



**#1 – Larry  
Krystkowiak  
2,017**

Year	G	FGM	FTM	TP	AVG
1982-83	28	42	53	137	4.9
1983-84	30	185	169	539	18.0
1984-85	30	214	204	632	21.1
1985-86	32	258	193	709	22.2
<b>Totals</b>	<b>120</b>	<b>699</b>	<b>619</b>	<b>2,017</b>	<b>16.8</b>



**#2 – Michael Ray  
Richardson  
1,827**

Year	G	FGM	FTM	TP	AVG
1974-75	29	92	34	218	7.5
1975-76	25	187	82	456	18.2
1976-77	26	221	58	500	19.2
1977-78	27	272	109	653	24.2
<b>Totals</b>	<b>107</b>	<b>772</b>	<b>283</b>	<b>1,827</b>	<b>17.1</b>



**#3 – Bob  
Cope  
1,810**

Year	G	FGM	FTM	TP	AVG
1946-47	28	61	53	175	6.3
1947-48	32	185	139	509	15.9
1948-49	25	156	111	423	16.9
1949-50	31	277	149	703	22.7
<b>Totals</b>	<b>116</b>	<b>679</b>	<b>452</b>	<b>1,810</b>	<b>15.6</b>



**#4 – Kevin  
Criswell  
1,663**

Year	G	FGM	FTM	TP	AVG
2002-03	30	206	102	452	15.1
2003-04	28	151	87	343	12.2
2004-05	30	146	117	369	12.3
2005-06	31	147	135	499	16.1
<b>Totals</b>	<b>119</b>	<b>650</b>	<b>441</b>	<b>1,663</b>	<b>14.0</b>




**#5 – Andrew  
Strait  
1,617**

Year	G	FGM	FTM	TP	AVG
2004-05	30	98	58	253	8.4
2005-06	31	225	68	516	16.6
2006-07	30	196	58	450	15.0
2007-08	30	168	64	398	13.3
<b>Totals</b>	<b>121</b>	<b>682</b>	<b>248</b>	<b>1,617</b>	<b>13.4</b>



**#6 – Wayne  
Tinkle  
1,500**

Year	G	FGM	FTM	TP	AVG
1985-86	30	28	17	73	2.4
1986-87	29	165	98	428	14.8
1987-88	29	180	117	470	16.2
1988-89	31	196	142	529	17.1
<b>Totals</b>	<b>119</b>	<b>557</b>	<b>374</b>	<b>1,500</b>	<b>12.6</b>



**#7 – Jordan  
Hasquet  
1,396**

Year	G	FGM	FTM	TP	AVG
2005-06	31	122	27	250	8.1
2006-07	32	193	72	417	13.0
2007-08	30	187	87	411	13.7
2008-09	29	114	50	318	11.0
<b>Totals</b>	<b>122</b>	<b>504</b>	<b>236</b>	<b>1,396</b>	<b>11.4</b>



**#8 – Ken  
McKenzie  
1,321**

Year	G	FGM	FTM	TP	AVG
1972-73	26	129	54	312	12.0
1973-75	26	216	59	491	18.9
1974-75	29	230	58	518	17.9
<b>Totals</b>	<b>81</b>	<b>575</b>	<b>171</b>	<b>1,321</b>	<b>16.3</b>



**#9 – Shawn  
Samuelson  
1,293**

Year	G	FGM	FTM	TP	AVG
1992-93	26	49	34	132	5.1
1993-94	26	105	116	323	11.5
1994-95	29	146	113	391	13.5
1995-96	28	167	126	447	16.0
<b>Totals</b>	<b>111</b>	<b>437</b>	<b>389</b>	<b>1,293</b>	<b>11.7</b>



**#10 – Derrick  
Pope  
1,289**

Year	G	FGM	FTM	TP	AVG
1979-80	25	35	48	116	4.6
1980-81	26	74	36	182	7.0
1981-82	27	185	105	471	17.4
1982-83	29	205	130	520	17.9
<b>Totals</b>	<b>107</b>	<b>485</b>	<b>319</b>	<b>1,289</b>	<b>12.0</b>



**#11 – Lou  
Rocheleau  
1,235**

Year	G	FGM	FTM	TP	AVG
1945-46	--	140	49	329	---
1946-47	--	114	45	273	---
1947-48	--	118	63	299	---
1948-49	--	142	50	334	---
<b>Totals</b>	<b>--</b>	<b>514</b>	<b>207</b>	<b>1,235</b>	<b>---</b>



**#12 – Darren  
Engellant  
1,224**

Year	G	FGM	FTM	TP	AVG
1988-89	29	70	32	171	5.9
1989-90	28	122	35	278	9.9
1990-91	31	137	84	356	11.5
1991-92	31	168	93	419	13.5
<b>Totals</b>	<b>119</b>	<b>483</b>	<b>244</b>	<b>1,224</b>	<b>10.3</b>



## Records

## Griz 1,000 Point Club

#13 – Charles Davis  
1,214

Year	G	FGM	FTM	TP	AVG
1946-47	--	97	58	252	---
1950-51	--	56	44	156	---
1951-52	--	127	115	369	---
1952-53	--	139	159	437	17.4
<b>Totals</b>	<b>--</b>	<b>419</b>	<b>376</b>	<b>1,214</b>	<b>---</b>

#14 – Will Cherry  
1,191

Year	G	FGM	FTM	PTS	AVG
2009-10	32	100	58	264	8.3
2010-11	30	139	121	422	14.1
2011-12	32	161	132	505	15.8
<b>Totals</b>	<b>94</b>	<b>400</b>	<b>311</b>	<b>1,191</b>	<b>12.7</b>

#15 – Matt Kempfert  
1,131

Year	G	FGM	FTM	TP	AVG
1991-92	31	48	23	119	3.8
1992-93	26	97	50	244	9.4
1993-94	27	134	93	361	13.4
1994-95	29	145	118	407	14.0
<b>Totals</b>	<b>113</b>	<b>423</b>	<b>284</b>	<b>1,131</b>	<b>10.0</b>

#16 – Anthony Johnson  
1,124

Year	G	FGM	FTM	TP	AVG
2008-09	29	164	162	509	17.6
2009-10	32	184	202	615	19.2
<b>Totals</b>	<b>61</b>	<b>348</b>	<b>364</b>	<b>1,124</b>	<b>18.43</b>

#17 – Chris Spoja  
1,111

Year	G	FGM	FTM	TP	AVG
1993-94	27	99	37	222	8.2
1994-95	29	142	61	313	10.8
1995-96	28	129	57	288	10.3
1996-97	30	131	47	288	9.6
<b>Totals</b>	<b>114</b>	<b>408</b>	<b>202</b>	<b>1,111</b>	<b>9.8</b>

#18 – Ed Argenbright  
1,100

Year	G	FGM	FTM	TP	AVG
1953-54	27	131	75	337	12.5
1954-55	26	113	109	335	12.9
1955-56	26	155	118	428	16.5
<b>Totals</b>	<b>79</b>	<b>399</b>	<b>302</b>	<b>1,100</b>	<b>13.9</b>

#19 – Craig Zanon  
1,071

Year	G	FGM	FTM	TP	AVG
1977-78	18	11	10	32	1.8
1978-79	26	65	57	187	7.2
1979-80	25	121	135	377	15.1
1980-81	28	157	161	475	17.0
<b>Totals</b>	<b>97</b>	<b>354</b>	<b>363</b>	<b>1,071</b>	<b>11.8</b>

#20 – Scott Zanon  
1,070

Years	G	FGM	FTM	TP	AVG
1983-84	12	3	8	14	1.3
1984-85	30	60	55	188	6.3
1985-86	32	133	61	372	12.0
1986-87	29	163	89	496	17.1
<b>Totals</b>	<b>102</b>	<b>359</b>	<b>213</b>	<b>1,070</b>	<b>10.5</b>

#21 – Roger Fasting  
1,047

Years	G	FGM	FTM	TP	AVG
1987-88	26	16	23	55	2.1
1989-90	29	109	84	284	9.8
1990-91	31	149	73	346	11.2
1991-92	30	148	100	362	12.1
<b>Totals</b>	<b>116</b>	<b>345</b>	<b>280</b>	<b>1,047</b>	<b>9.0</b>

#22 – Brian Qvale  
1,046

Year	G	FGM	FTM	TP	AVG
2007-08	26	44	15	103	4.0
2008-09	29	62	39	159	5.5
2009-10	30	120	66	306	10.2
2010-11	32	189	100	478	14.9
<b>Totals</b>	<b>117</b>	<b>415</b>	<b>220</b>	<b>1,046</b>	<b>8.9</b>

#22 – Mike Warhank  
1,046

Years	G	FGM	FTM	TP	AVG
1996-97	30	31	13	93	3.1
1997-98	30	88	33	261	8.7
1998-99	27	101	52	303	11.2
1999-00	28	121	77	389	13.9
<b>Totals</b>	<b>115</b>	<b>341</b>	<b>175</b>	<b>1,046</b>	<b>9.1</b>

#24 – Jeremy Lake  
1,036

Years	G	FGM	FTM	TP	AVG
1991-92	16	8	20	40	2.5
1992-93	28	87	71	294	10.5
1993-94	28	102	53	319	11.4
1994-95	30	113	81	383	12.8
<b>Totals</b>	<b>102</b>	<b>310</b>	<b>225</b>	<b>1,036</b>	<b>10.2</b>



## Griz 1,000 Point Club



**#25 – Dan  
Balko  
1,025**

Years	G	FGM	FTM	TP	AVG
1957-58	22	86	66	238	10.8
1958-59	24	152	86	390	16.2
1959-60	24	149	99	397	16.6
<b>Totals</b>	<b>70</b>	<b>387</b>	<b>251</b>	<b>1,025</b>	<b>14.6</b>



**#26 – Matt  
Martin  
1,021**

Years	G	FGM	FTM	TP	AVG
2004-05	30	91	45	283	9.4
2005-06	31	71	22	208	6.7
2006-07	32	66	49	214	6.7
2007-08	29	99	53	316	10.9
<b>Totals</b>	<b>122</b>	<b>327</b>	<b>153</b>	<b>1,021</b>	<b>8.4</b>



**#27 – Doug  
Selvig  
1,000**

Years	G	FGM	FTM	TP	AVG
1981-82	17	22	10	54	3.2
1982-83	26	116	52	284	10.9
1983-84	29	115	77	307	10.6
1984-85	30	150	55	355	11.8
<b>Totals</b>	<b>102</b>	<b>403</b>	<b>194</b>	<b>1,000</b>	<b>9.8</b>

## Griz All-Conference Selections

**All-Northwest Conference**

Ernest Prescott 1917

**All-Pacific Coast Conference**

Ted Illman 1924-25 (1st Team)

Sam Kain 1925-26 (2nd Team)

1927-28 (1st Team)

Cloyce Overturf 1927-28 (2nd Team)

**All-Skyline Conference**

Charles Davis 1952-53 (1st Team)

Edward Anderson 1953-54 (1st Team)

Rudolph Rhoades 1956-57 (1st Team)

Russell Sheriff 1956-57 (2nd Team)

1957-58 (1st Team)

James Powell 1957-58 (2nd Team)

Dan Balko 1958-59 (1st Team)

1959-60 (2nd Team)

**All-Big Sky Conference**

Tim Aldrich 1963-64 (2nd Team)

Ed Samelton 1964-65 (2nd Team)

John "Doc" Holiday 1965-66 (2nd Team)

John Quist 1965-66 (2nd Team)

Ron Moore 1967-68 (2nd Team)

1968-69 (2nd Team)

Harold Ross 1968-69 (1st Team)

Dave Gustafson 1969-70 (1st Team)

Mike Murray 1971-72 (1st Team)

1972-73 (2nd Team)

Eric Hays 1973-74 (2nd Team)

1974-75 (1st Team)

Kenneth McKenzie 1973-74 (1st Team)

1974-75 (1st Team)

Robin Selvig 1973-74 (2nd Team)

Michael R. Richardson 1975-76 (1st Team)

1976-77 (1st Team)

1977-78 (1st Team)

Michael J. Richardson 1976-77 (2nd Team)

Alan Nielson 1977-78 (2nd Team)

1978-79 (2nd Team)

John Stroeder 1977-78 (2nd Team)

1978-79 (2nd Team)

1979-78 (2nd Team)

Craig Zanon 1979-80 (2nd Team)

1980-81 (1st Team)

Derrick Pope 1981-82 (1st Team)

1982-83 (1st Team)

Marc Glass 1983-84 (1st Team)

Larry Krystkowiak\* 1983-84 (1st Team)

1984-85 (1st Team)

1985-86 (1st Team)

Larry McBride 1984-85 (2nd Team)

Scott Zanon 1986-87 (2nd Team)

Wayne Tinkle 1987-88 (2nd Team)

1988-89 (2nd Team)

John Reckard 1989-1990 (1st Team)

Daren Engellant 1990-91 (1st Team)

1991-92 (1st Team)

Kevin Kearney\* 1990-91 (1st Team)

Delvon Anderson\* 1991-92 (1st Team)

Roger Fasting 1991-92 (1st Team)

Matt Kempfert 1994-95 (1st Team)

Jeremy Lake 1994-95 (1st Team)

Shaw Samuelson 1994-95 (1st Team)

1995-96 (1st Team)

Shane Belnap 1995-96 (1st Team)

J.R. Camel 1996-97 (1st Team)

1997-98 (1st Team)

Kirk Walker 1996-97 (1st Team)

Matt Williams 1998-99 (1st Team)

1999-2000 (1st Team)

David Bell 2001-02 (1st Team)

2002-03 (1st Team)

Kamarr Davis 2003-04 (1st Team)

2004-05 (1st Team)

Kevin Criswell 2004-05 (1st Team)

2005-06 (1st Team)

Andrew Strait 2005-06 (1st Team)

Jordan Hasquet 2006-07 (1st Team)

Anthony Johnson 2008-09 (1st Team,

Newcomer of the

Year)

Jordan Hasquet 2008-09 (2nd Team)

Anthony Johnson 2009-10 (1st Team)

Will Cherry 2010-11 (1st Team)

Brian Qvale 2010-11 (1st Team,

Defensive Player

of the Year)

Will Cherry 2011-12 (1st Team,

Defensive Player

of the Year)

Kareem Jamar 2011-12 (1st Team)

Derek Selvig 2011-12 (2nd Team)

Art Steward 2011-12 (2nd Team)

\*MVP



Kareem Jamar



# Awards and Hall of Fame





# Griz Basketball Awards

## CARL E. DRAGSTEDT AWARD

### Most Valuable Player

1953-54	Edward Anderson	1985-86	Larry Krystkowiak
1954-55	Ed Argenbright	1986-87	Scott Zanon
1955-56	Ed Argenbright	1987-88	Wayne Tinkle
1956-57	Zip Rhoades	1988-89	Wayne Tinkle
1957-58	Russ Sheriff	1989-90	Kevin Kearney
1958-59	Dan Balko	1990-91	Kevin Kearney
1959-60	Dan Balko	1991-92	Delvon Anderson
1960-61	Bob O'Billovich	1992-93	Travis DeCuire
1961-62	Dan Sullivan	1993-94	Travis DeCuire
1962-63	Ray Lucien		Matt Kempfert
1963-64	Tim Aldrich	1994-95	Matt Kempfert
1964-65	Ed Samelton	1995-96	Shawn Samuelson
1965-66	Gary Peck	1996-97	Ryan Dick
1966-67	Dennis Biletnikoff	1997-98	Ryan Dick
1967-68	Dan Parsons	1998-99	Matt Williams
1968-69	Ron Moore	1999-00	Matt Williams
1969-70	Dave Gustafson	2000-01	Jared Buckmaster
1970-71	Don Wetzel		Dan Trammel
1971-72	Ray Howard	2001-02	Dan Trammel
1972-73	Mike Murray	2002-03	David Bell
1973-74	Ken McKenzie	2003-04	Kamarr Davis
1974-75	Ken McKenzie	2004-05	Kamarr Davis
1975-76	M.R. Richardson	2005-06	Andrew Strait
1976-77	M.R. Richardson	2006-07	Jordan Hasquet
1977-78	M.R. Richardson	2007-08	Jordan Hasquet
1978-79	Allan Nielsen		Andrew Strait
1979-80	John Stroeder	2008-09	Anthony Johnson
1980-81	Craig Zanon	2009-10	Anthony Johnson
1981-82	Derrick Pope	2010-11	Brian Qvale
1982-83	Derrick Pope	2011-12	Will Cherry
1983-84	Larry Krystkowiak		Kareem Jamar
1984-85	Larry Krystkowiak		

## NASEBY RHINEHART AWARD


### Most Inspirational Player

1972-73	Dale Parker	1994-95	Shane Belnap
1973-74	Eric Hays	1995-96	Nate Covill
1974-75	Eric Hays	1996-97	Brent Smith
1975-76	Tim Stambaugh	1997-98	Mike Warhank
1976-77	M.J. Richardson	1998-99	Mat Seidensticker
1977-78	Jim Molloy		Mike Warhank
1978-79	John Stroeder	1999-00	Mike Warhank
1979-80	Craig Zanon	2000-01	Shane Christensen
1980-81	Blaine Taylor	2001-02	Ryan Slider
1981-82	Craig Larsen		Deldre Carr
1982-83	Larry Krystkowiak	2002-03	Kevin Criswell
1983-84	Rob Hurley	2003-04	Ryan Pederson
1984-85	John Boyd		Victor Venters
1985-86	John Bates		Steve Horne
1986-87	Mike Ahlers	2004-05	Kevin Criswell
1987-88	K.C. McGowan	2005-06	John Seyfert
1988-89	K.C. McGowan	2006-07	Mike Chavez
1989-90	Tom Lytle		Greg Spurgetis
1990-91	Delvon Anderson	2007-08	Matt Martin
	Eric Jordan	2008-09	Kyle Sharp
1991-92	Delvon Anderson	2009-10	Vassy Banny
1992-93	Israel Evans	2010-11	Art Steward
1993-94	Gary Kane	2011-12	Jordan Wood

Jordan Wood



Andrew Strait





## Awards

## Griz Basketball Awards

**ALLAN NIELSEN AWARD***Best Represents Griz Basketball*

1978-79	Craig Zanon	1995-96	Chris Spoja
1979-80	Tim McCauley	1996-97	Chris Spoja
1980-81	Blaine Taylor	1997-98	Mike Warhank
1981-82	Craig Larsen	1998-99	Mike Warhank
1982-83	Craig Larsen	1999-00	Mike Warhank
1983-84	Marc Glass	2000-01	Kasey Williams
1984-85	Bruce Burns	2001-02	Travis Greenwalt
1985-86	Larry Krystkowiak	2002-03	Ryan Pederson
1986-87	Steve Vanek	2003-04	Brent Cummings
1987-88	Nate DuChesne	2004-05	Matt Martin
1988-89	Nate DuChesne	2005-06	Kevin Criswell
1989-90	John Reckard	2006-07	Andrew Strait
1990-91	Daren Engellant	2007-08	Ryan Staudacher
1991-92	Daren Engellant	2008-09	Jordan Hasquet
	Roger Fasting	2009-10	Ryan Staudacher
1992-93	Jeremy Lake	2010-11	Jordan Wood
1993-94	Jeremy Lake	2011-12	Derek Selvig
1994-95	Jeremy Lake		Mathias Ward

**JOHN EAHEART MEMORIAL AWARD***Outstanding Defensive Player*

1960-61	Kay Roberts	1988-89	Tony Reed
1961-62	Bob O'Billovich	1989-90	Ossie Young
1962-63	Tim Aldrich		Andy Woods
1963-64	Harold Fullerton	1990-91	Delvon Anderson
1964-65	Gary Meggeline	1991-92	Nate Atchison
1965-66	Greg Hanson	1992-93	Matt Kempfert
1966-67	Greg Hanson	1993-94	Travis DeCuire
1967-68	Rick Johnston	1994-95	Jeremy Lake
1968-69	Dave Gustafson	1995-96	Shane Belnap
1969-70	Howard Clark	1996-97	Chris Spoja
1970-71	Mike Vernon	1997-98	J.R. Camel
1971-72	Earl Tye		Mat Seidensticker
1972-73	Earl Tye	1998-99	Mat Seidensticker
1973-74	Robin Selvig	1999-00	Dominique Davis
1974-75	Tom Peck	2000-01	Brent Cummings
1975-76	Tim Stambaugh	2001-02	Shane Christensen
1976-77	Ben DeMers	2002-03	Marcus Rosser
1977-78	Jim Molloy	2003-04	Kevin Criswell
1978-79	Rod Brandon		Derrick Mansell
1979-80	Rod Brandon	2004-05	Virgil Matthews
1980-81	Rod Brandon	2005-06	Virgil Matthews
1981-82	Rob Hurley	2006-07	Bryan Ellis
1982-83	Doug Selvig	2007-08	Ceylon Elgin-Taylor
1983-84	Doug Selvig	2008-09	Brian Qvale
1984-85	Leroy Washington	2009-10	Brian Qvale
1985-86	John Boyd		Will Cherry
1986-87	Todd Powell	2010-11	Will Cherry
1987-88	Mike Ahlers	2011-12	Art Steward

Mathias Ward



Art Steward





# Basketball Hall of Fame

## Hall of Fame

**Editor's Note:** Montana's Basketball, Football and Track and Field Hall of Fames have all been replaced with the Grizzly Sports Hall of Fame, inaugurated in the fall of 1993. Members of the Basketball Hall of Fame who have been inducted into the Grizzly Sports Hall of Fame include: Harry Adams, Bob Cope, George "Jiggs" Dahlberg, Naseby Rhinehart, Larry Krystkowiak, and Russell Sweet, all inducted in 1993. Bob O'Billovich was inducted in 1994, and Micheal Ray Richardson and Robin Selvig were both inducted in 2001.

### Inducted February 15, 1951

Name	Years Played	Hometown
Roy McPhail	1905-1908	New Chicago, Mont.
Arthuar Bishop	1907-1909	Missoula, Mont.
Ray Hamilton	1907-1909	Missoula, Mont.
Edwin Cummins	1913-1916	Helena, Mont.
Ernest Prescott	1914; 1916; 1918	Missoula, Mont.
William Larkin	1917-1918; 1920-1921	Red Lodge, Mont.
George Dahlberg	1923-1925	Butte, Mont.
Edward Illman	1924-1926	Missoula, Mont.
Sam Kain	1926-1928	Helena, Mont.
Edward Chinske	1928-1930	Michigan City, Ind.
Billy LeRoy Rohlfss	1929-1931	Salem, S.D.
William Lazetich	1937-1939	Anaconda, Mont.
Bernard Ryan	1938-1940	Billings, Mont.
William DeGroot	1940-1942	Livingston, Mont.

### Inducted March 1, 1955

Louis Rocheleau	1946-1949	Missoula, Mont.
Richard Carstensen	1947-1950	Helena, Mont.
Robert Cope	1947-1950	Missoula, Mont.
Ed Wenger	1906-1908	Anaconda, Mont.

### Inducted April 1, 1957

John Eaheart	1948-1950	Missoula, Mont.
Harold Sherbeck	1951-1952	Big Sandy, Mont.
Robert Sparks	1950-1952	Missoula, Mont.
Edward Anderson	1951-1954	Missoula, Mont.
Fred Whistler	1912-1913	Missoula, Mont.

### Inducted November 27, 1967

Rudolph Rhoades	1955-1957	Kalispell, Mont.
Russell Sheriff	1956-1958	Helena, Mont.
Daniel Balko	1958-1960	Great Falls, Mont.
Robert O'Billovich	1960-1962	Butte, Mont.
Charles Burgess	1941-1943	Dillon, Mont.

### Inducted January 28, 1971

Charles G. Miller	1936-1938	Anaconda, Mont.
Dave Gustafson	1968-1970	Vaughn, Mont.

### Inducted February 24, 1979

Timothy Aldrich	1962-1964	Missoula, Mont.
Raymond Lucien	1961-1963	Baton Rouge, La.

### Inducted February 16, 1980

Allan Nielsen	1976-1979	Westby, Mont.
Ray Howard	1954-1957	Helena, Mont.
Jim Powell	1957-1959	Missoula, Mont.
Dan Sullivan	1960-1962	Butte, Mont.

### Inducted January 24, 1981

Naseby Rhinehart Sr.	1933-1935	Milwaukee, Wisc.
Rae Greene	1939-1941	Chicago, Ill.
Charles Moses	1946-1948	Midwest, Wyo.
John Creek	1946-1948	Dillon, Mont.
Charles Davis	1947; 1952-1953	Dillon, Mont.
Edward Argenbright	1954-1956	Cut Bank, Mont.
Bill "Biff" Hall	1939-1941	Sioux Falls, S.D.
Eric Hays	1973-1975	Junction City, Ore.
Steve Lowry	1961-1963	Red Lodge, Mont.

### Inducted February 27, 1982

Ken McKenzie	1972-1975	Port Coquitlam, B.C.
Mike Murray	1972-1973	Seattle, Wash.

### Inducted February 19, 1983

Jim Graham	1946-1949	Columbus, Mont.
Robin "Bo" Selvig	1971-1974	Outlook, Mont.

### Inducted February 14, 1984

Ben DeMers	1973-1976	Missoula, Mont.
------------	-----------	-----------------

### Inducted February 23, 1985

M. R. Richardson	1975-1978	Denver, Colo.
------------------	-----------	---------------

### Inducted Sept. 3, 1993

Harry Adams	1915-16; 1919-20	Aberdeen, Wash.
Bob Cope	1946-50	Missoula, Mont.
Geo. "Jiggs" Dahlberg	1921-25;	Butte, Mont.
Head Basketball Coach	1937-42 and 1944-55	
Will. "Wild Bill" Kelly	1924-26	Missoula, Mont.
Larry Krystkowiak	1983-86	Missoula, Mont.
Naseby Rhinehart, Sr.	1932-35	Milwaukee, Wisc.
Russell Sweet	1924-26	Miles City, Mont.

### Inducted Nov. 3, 1995

Bob O'Billovich	1959-62	Butte, Mont.
-----------------	---------	--------------

### Inducted Sept. 2, 1994

Jack Swarthout	1939-41	Prosser, Wash.
----------------	---------	----------------

### Inducted Oct. 26, 1996

Jud Heathcote (Coach)	1971-76	Spokane, Wash.
-----------------------	---------	----------------

### Inducted Feb. 9, 2001

Michael Ray Richardson	1974-78	Denver, Colo.
Robin Selvig	1970-74	Outlook, Mont.

### Inducted Oct. 21, 2005

Derrick Pope	1980-83	Aurora, Colo.
Hal Sherbeck	1950-51	Big Sandy, Mont.

### Inducted Nov. 12, 2010

Basketball Team	1974-75	
Ed Anderson	1951-54	Missoula, Mont.



# Grizzly Lettermen





## \*=Letters won

Player is listed the first year he earned a letter. If any players have been omitted or if there are questions regarding letters won, please contact Sports information at (406) 243-6899.

### 1903-04

Name	Hometown
Fred Dion*	Unknown
Elmer Johnson*	Missoula
Floyd Hardenburgh*	New Chicago
Roy McPhail***	New Chicago
Lawrence Goodbourne*	Missoula
Joseph Farrell***	Missoula
King Garlington*	Missoula

### 1905-06

Ralph Gilham**	Townsend
DeWitt Smith*	New Chicago
Edward Wenger***	Anaconda

### 1906-07

Arthur Bishop**	Missoula
James Flaherty*	Bozeman
Ray Hamilton***	Missoula
Eugene McCarthy*	Townsend
Ewing Montgomery*	Anaconda

### 1907-08

George Little**	Missoula
Emmitt Ryan**	Valier

### 1909-10-11 (No Team)

### 1911-12

Daniel O'Connor*	Darby
Patrick McCarthy*	Missoula
John Sheedy*	Missoula
Roy Weidman*	Pony
Kenneth Wolfe*	Butte
Fred Whistler*	Missoula

### 1912-13

Edwin "Red" Cummins***	Helena
Sam Denhart*	Denton
Norman "Peter" Streit**	Missoula
Harry Tabor*	St. Ignatius

### 1913-14

Sam Crawford**	Big Timber
Stuart McHaffie*	Missoula
Ernest Prescott***	Missoula
Ray Ricketts*	Paola, KS
Phillip Sheridan**	Paola, KS

### 1914-15

Earl Clark*	Everett, WA
Max Flint*	WA
Alfred Robertson**	MN

### 1915-16

Maurice Dietrick*	Helena
Frank Dreis*	Helena
Claude McQuarrie**	Missoula

### 1916-17

Frank Johnson*	Helena
Alden Jones*	Missoula
William Larkin***	Red Lodge
Richie Newman*	Helena
Floyd Sailor**	Havre
Lawson Sanderson*	Shelton, WA

### 1917-18

Christian Bentz*	Aberdeen, SD
George Crouch*	Missoula
Stephen Sullivan***	Butte

### 1918-19

(No Team – Influenza Epidemic & WWI)

### 1919-20

Ronald Ahearn***	Anaconda
William Walterskirchen*	Missoula

### 1920-21

Harry Adams*	Aberdeen, WA
Harold Baird**	Missoula
Harvey Elliott*	Missoula
Lawrence Higbee*	Missoula
Oscar Levin*	Little Falls, MN

### 1921-22

Kirk Badgley**	Iola, KS
Ronald McDonnell**	Big Timber
Gilbert Porter**	Stevensville
Alva Straw*	Forsyth
Gordon Tanner***	Miles City

### 1922-23

George "Jiggs" Dahlberg***	Butte
Oscar Dahlberg***	Butte
Edward Thorson*	Valley City, ND

### 1923-24

Force Baney***	Libby
Albert Berg**	Helena
John Carney**	Springdale
Edward "Ted" Illman***	Missoula
Fred Sterling**	Missoula

### 1924-25

Clarence Coyle***	Alberton
William "Wild Bill" Kelly**	Missoula
Russell Sweet***	Miles City

### 1925-26

Sam Kain***	Helena
Cloyce Overturf**	Darby

### 1926-27

Lester Graham**	Columbus
Horatio Kilroy**	Butte
Steiner Larson*	Anaconda
Jacob Miller*	Columbus
Louis Wendt***	Missoula

### 1927-28

James L. Brown**	Mondovi, WI
Edward Chinske***	Michigan City, IN
Raymond Lewis*	Butte
Karl Rankin***	Hardin
Harold "Ted" Rule**	Deer Lodge

### 1928-29

John Lewis**	Billings
William Rohlf**	Salem, SD

### 1929-30

George Carey**	Wolf Point
Jack Doherty**	Butte
Glenn Lockwood***	Missoula
Clifton Rohlf**	Salem, ND

### 1930-31

Lloyd Andrews**	Big Timber
Richard Fox**	Billings
Everett Logan**	St. Regis
Donald Stocking*	Helena
Frank Thrailkill*	Missoula

### 1931-32

Alfred Dahlberg***	Butte
William Erickson***	Butte
David Fitzgerald**	Livingston



Robert Cope, 1946-47, 4VL



# Lettermen – 1931-1950

(1931-32 CONTINUED)

Dale Hinman**	Greybull, WY
James Jones*	Bemidji, MN
Chalmer Lyman*	Helena
Henry Murray*	Missoula
Louis Steensland*	Big Timber

## 1932-33

James G. Brown***	Butte
Albert Heller***	Twin Bridges
William Hileman***	Whitefish
Donald Halloway***	Townsend
Jack McDonald*	Livingston
Naseby Rhinehart, Sr.***	Milwaukee, WI

## 1933-34

Henry Blastic***	Chicago, IL
Charles Flanagan*	Great Falls
Linwood Reynolds*	Butte

## 1934-35

Walter Keithley**	Miles City
Raymond Stevens**	Forsyth

## 1935-36

Douglas Brown*	Butte
Paul Chumrau***	Anaconda
Marvyn Glover*	Big Lake, TX
Charles Miller***	Anaconda
Thomas Mitchell*	Dayton, OH
Robert Thompson***	Anaconda

## 1936-37

Donald Holmquist*	Whitefish
William Lazetich***	Anaconda
Joseph Mariana**	Miles City
Robert Robinson**	Kalispell
James Seyler***	Twin Bridges
Thomas Tobin*	Miles City

## 1937-38

Arthur Merrick***	Great Falls
Frank Nugent***	Miles City
Bernard Ryan***	Livingston
Gordon Shields**	Great Falls
Donald Sundquist**	Great Falls

## 1938-39

Rae Greene***	Chicago, IL
William Hall***	Sioux Falls, SD
Edward Hudacek**	Wheeling, WV

## 1939-40

Henry Dahmer**	Havre
Eugene Clawson***	Missoula
William DeGroot***	Billings
Charles "Bill" Jones***	Livingston
Eso Naranche***	Butte

## 1940-41

Charles "Chuck" Burgess***	Dillon
Earl Fairbanks*	Dillon
Allen McKenzie***	Phillipsburg
Gordon Nordgren*	Missoula
Jack Swarthout*	Prosser, WA
Joseph Taylor***	Chicago, IL

## 1941-42

John "Jack" Burgess**	Missoula
Russell Edwards*	Missoula
Harry Hesser**	Whitehall
Paul Nicholas*	Hayes, KS

## 1942-43

Richard Bowman*	Casper, WY
Ray Krone*	Hardin
Ray Rieder*	Valier
Arnold Scott*	Plains

## 1943-44

John Bellusci*	Missoula
Richard Boese*	Richey
John Bulin*	Great Falls
Gasper Cornell*	Missoula
Vernell Fisher**	Fort Benton
Ted Greeley**	Great Falls
William Jesse*	Missoula
George VanDelinder	Belgrade



Charles Davis, 1946-47, 4VL

## 1944-45

Kenneth Drahos*	Puyallup, WA
Max French*	Gardiner
William Hinrichs*	Havre
Arthur Jacobson*	Missoula
James Lucas*	Miles City
Donald McDonald*	Miles City
Edison McGarry*	Butte
Robert Phillips*	Lewistown
Sam Phillips*	Lewistown

## 1945-46

Duane Baracker*	Poplar
John Cheek***	Dillon
Dale Clawson*	Missoula
John Holding****	Missoula
Ainer Larson*	Anaconda
Daniel Marankovich****	Anaconda
Charles Moses***	Midwest, WY
Don Peterson*	Cut Bank
Ralph Peterson*	Great Falls
Richard Pew*	Missoula
Louis Rocheleau****	Missoula
Don Schwend*	Bridger
Tom Selstad****	Great Falls

## 1946-47

Ray Bauer***	Great Falls
Richard Carstensen****	Helena
Robert Cope****	Missoula
Charles Davis****	Dillon
James Graham****	Columbus
John "Gus" Nash*	Missoula

## 1947-48

Rudy Collins*	Florence
John Eaheart***	Missoula
Burt Thompson**	Spokane, WA

## 1948-49

Mike Dudik*	Endicott, NY
Tom Kingsford*	Missoula

## 1949-50

Richard Anderson**	Hamilton
Joe Brennan*	Helena
Robert Byrne***	Billings
Robert Hasquet**	Shelby
Jack Luckman****	Glasgow
Robert Sparks***	Missoula
Walter Stockhoff*	Jersey City, NJ

## 1950-51

Richard Gunlikson*	Shelby
Dale Johnson***	Missoula
Donald Lucas*	Miles City
Harold Maus*	Hamilton
Vernon Powell*	Florence



(1950-51 CONTINUED)

Harold Sherbeck\*\*  
Paul Wold\*

Big Sandy  
Laurel

### 1951-52

Edward Anderson\*\*\*  
Harold Bellis\*  
Richard Johnson\*\*\*  
James McNaney\*\*  
Frank Nickel\*\*  
Richard Trinastich\*\*

Missoula  
Helena  
Helena  
Miles City  
Billings  
Great Falls

### 1952-53

Jack Coppedge\*  
Pat Curran\*  
Edward Fine\*\*\*  
George Samuelson\*\*\*

Polson  
Minneapolis, MN  
Kalispell  
Glendive

### 1953-54

David Adams\*\*  
Edward Argenbright\*\*\*  
Eddie Berquist\*\*\*  
Kenneth Byerly\*  
Gary Jystad\*\*  
Harold Winterholler\*\*

Midwest, WY  
Cut Bank  
Billings  
Lewistown  
Kalispell  
Worland, WY

### 1954-55

Maury Colberg\*\*  
Alan Dunham\*\*\*  
Ray Howard\*\*\*  
Jerry Johnson\*  
Merritt Monson\*  
Rudolph Rhodes\*\*\*

Billings  
Shelby  
Helena  
Lewistown  
Bozeman  
Kalispell

### 1955-56

Harold Erickson\*\*\*  
Thomas Jensen\*  
Robert Powell\*  
Naseby Rhinehart, Jr.\*  
Russell Sheriff\*\*\*

Sioux Falls, SD  
Michigan City, IN  
Missoula  
Missoula  
Helena

### 1956-57

Forrest Cox, Jr.\*\*  
James Powell\*\*  
Clarence Waters\*\*

Missoula  
Missoula  
Newton, KS

### 1957-58

Dan Balko\*\*\*  
Darroll Dunham\*\*  
Joe Johnstone\*\*\*  
Tom McEachron\*  
David Shelby\*\*  
Marvin Suttles\*\*

Great Falls  
Shelby  
Deer Lodge  
Santa Maria, CA  
Albany, OR  
Chicago, IL

### 1958-59

Mike Allen\*  
Gale Henrickson\*  
Vince Ignatowitz\*\*  
John Lands\*\*  
Paul Miller\*\*

Cut Bank  
Spokane, WA  
Elizabeth, NJ  
Baton Rouge, LA  
Newton, KS

Kay Roberts\*\*\*  
Duane Rueggsegger\*\*  
Terry Screnar\*\*

Newton, KS  
Billings  
East Helena

### 1959-60

Blaine Hendricks\*\*\*  
Robert O'Billovich\*\*\*  
Ronald Quilling\*\*\*  
Daniel Sullivan\*\*\*

Missoula  
Butte  
Sidney  
Butte

### 1960-61

Richard Held\*  
Steve Lowry\*\*\*  
Ray Lucien\*\*\*  
Larry Riley\*

Butte  
Red Lodge  
Baton Rouge, LA  
Roundup

### 1961-62

Tim Aldrich\*\*\*  
Harold Fullerton\*\*\*  
Keith Law\*\*\*  
Harold Peterson\*\*\*

Missoula  
Ronan  
Bourbonnais, IL  
Kankakee, IL

### 1962-63

Bruce Denison\*\*  
Rocky Greenfield\*  
David Hilger\*  
Donald Morrison\*

Missoula  
Missoula  
Dillon  
Troy

William Rice\*\*\*  
Francis Ricci\*  
Jay Sumner\*

Chadron, NE  
Livingston  
Livingston

### 1963-64

Ronald Harper\*  
Gary Meggellin\*\*  
Gary Peck\*\*\*  
Michael Persha\*\*  
James Pramenko\*  
John Quist\*\*\*

Sidney  
Chula Vista, CA  
Libby  
Red Lodge  
Missoula  
Cut Bank

### 1964-65

Wade Hughes\*\*  
Jon King\*  
Ed Samelton\*\*  
Tom Schilke\*\*  
Glenn Smith\*  
William Sullivan\*\*  
Gene Williams\*\*

South Bend, IN  
Cut Bank  
South Bend, IN  
Racine, WI  
Missoula  
Anaconda  
Pekin, IL


### 1965-66

Dennis Biletnikoff\*\*  
Norman Clark\*\*  
Arthur Davis\*  
Greg Hanson\*\*\*  
John "Doc" Holliday\*  
Lee Levknecht\*  
Gordie Zillges\*

Chula Vista, CA  
Milwaukee, WI  
Los Angeles, CA  
Missoula  
Charlottesville, IN  
Kimberly, WI  
Kimberly, WI

### 1966-67

Steve Brown\*\*\*  
Ken Conrad\*

Corvallis  
East Peoria, IL


John "Doc" Holliday, 1965-66, 1VL

Donald Durgin\*  
Sid Hudson\*  
Rick Johnstson\*  
Don Parsons\*\*

Las Vegas, NV  
Ft. Pierce, FL  
Albuquerque, NM  
Richland, WA

### 1967-68

Mark Agather\*\*  
Max Agather\*\*  
John Cheek, Jr.\*  
Ray Dirindin\*\*  
Dave Gustafson\*\*\*  
Tom Jones\*  
Ron Moore\*\*  
Sidney Rhinehart\*\*\*  
Stan Yoder\*

Libby  
Libby  
Anaconda  
Lowell, IN  
Vaughn  
Edina, MN  
Indianapolis, IN  
Missoula  
Fort Wayne, IN

### 1968-69

James Clawson\*\*  
Michael Heroux\*\*\*  
Harold Ross\*  
Don Wetzel\*\*\*  
George Yule\*\*

Missoula  
Menasha, WI  
Seattle, WA  
Cut Bank  
Newport Beach, CA

### 1969-70

Willie Bascus\*\*\*  
Howard Clark\*\*  
John Harrell\*  
Ray Howard\*\*\*  
Lonzo Lewis\*\*

Brawley, CA  
Kansas City, MO  
Hamilton, OH  
Great Falls  
Rockford, IL

### 1970-71

Larry Chapman\*  
Kirk Johnson\*

Norfolk, NE  
Helena



# Lettermen – 1970-1992

(1970-71 CONTINUED)

Michael Judd\* Butte  
Jeff Nord\* Missoula  
Earl Tye\*\*\* Central Point, OR  
Michael Vernon\*\* Oakland, CA  
James Walker\* Livingston

## 1971-72

Chris Anderson\*\* Olympia, WA  
Scott Hollenbeck\*\*\* Spokane, WA  
Mike Hubbard\* Seattle, WA  
Blake Lyman\*\* Missoula  
Mike Murray\*\* Seattle, WA  
Dale Parker\*\* Galetton, CO  
Kevin Rocheleau\*\*\* Missoula  
Robin Selvig\*\*\* Outlook  
Clarence Walker\* Calipatria, CA  
Virgil Owens\* Seattle, WA

## 1972-73

Eric Hays\*\*\* Junction City, OR  
Ken McKenzie\*\*\* Port Coquitlan, BC  
Dennis Murphy\*\*\* Ronan  
Mark Nord\*\*\* Missoula  
Tom Peck\*\*\* Libby  
Don Ryan\*\*\* Great Falls  
Larry Smedley\*\*\* Vancouver, WA

## 1973-74

Tim Blaine\*\*\* Albany, OR  
Ben DeMers\*\*\* Missoula  
Pat Dolezal\* Harlem  
Rick McGinnis\*\* Missoula  
Tim Stambuagh\*\*\* Portland, OR

## 1974-75

Jim Darby\* Vancouver, BC  
Steve DeMers\* Missoula  
Chris Powers\* Kettering, OH  
Mark Reich\*\* Missoula  
Michael J. Richardson\*\*\* Denver, CO  
Michael R. Richardson\*\*\* Denver, CO  
Jim Swain\* Billings

## 1975-76

Craig Henkel\*\*\*\* Libby  
Jim Malloy\*\* Malta  
Allan Nielsen\*\*\*\* Westby  
Kirk Rocheleau\*\* Missoula  
Charlie Yankus\*\*\*\* Medical Lake, WA

## 1976-77

Greg Bauska\* Kalispell  
Bill Hansen\* Morris, NY  
John Stroeder\*\*\*\* Port Townsend, WA

## 1977-78

Rod Brandon\*\*\*\* Norwalk, CA  
Tim McCauley\*\*\* Sun Prairie, WI  
Blaine Taylor\*\*\*\* Missoula

Craig Zanon\*\*\*\*

Rick Zanon\*\*

## 1978-79

Marty Green\*\*\*

## 1979-80

Jim Caler\*\*\*\*  
Greg Crutcher\*  
Richie Edwards\*  
Dave Johnson\*\*  
Tim Knight\*\*  
Craig Larsen\*\*\*\*  
Brian Morris\*\*\*\*  
Derrick Pope\*\*\*\*

## 1980-81

Ron Brumfield\*\* San Jose, CA  
Marc Glass\*\*\*\* Battleground, WA  
Rob Hurley\*\*\*\* Anaconda  
D.J. Johnson\*\*\* Los Angeles, CA  
Doug Selvig\*\*\*\* Outlook  
1981-82  
John Bates\*\*\*\* Corvallis, OR  
Bruce Burns\*\*\*\* Pittsburg, CA  
Larry Krystkowiak\*\*\*\* Missoula  
Larry McBride\*\*\*\* Anchorage, AK  
Leroy Washington\*\*\*\* Long Beach, CA

## 1982-83

John Boyd\*\*\*\* Seattle, WA  
Scott Zanon\*\*\*\* Kalispell

## 1983-84

Todd Powell\*\*\*\* Corvallis, OR  
Steve Vanek\*\*\*\* Warren, OR

## 1984-85

Herb Jones\* Spanaway, WA  
(Letter given posthumously)

## 1985-86

K.C. McGowan\*\*\*\* Missoula  
Marc Murphy\* Butte  
John Reckard\*\*\*\* Keenesburg, CO  
Tony Reed\*\*\*\* Anchorage, AK  
Wayne Tinkle\*\*\*\* Spokane, WA

## 1986-87

Mike Ahlers\*\* Tacoma, WA  
Mike Boken\*\*\* Los Angeles, CA  
Nate DuChesne\*\*\* Snohomish, WA  
Mark Schultz\*\* Spokane, WA

## 1987-88

Roger Fasting\*\*\*\* Glendive  
Kevin Harris\* Sumner, WA  
Kevin Hood\* Canton, OH  
Eric Jordan\*\*\*\* Inglewood, CA  
Tom Lytle\*\*\* Salt Lake City, UT

Kalispell

Kalispell

Missoula

Lakewood, CO

Cincinnati, OH

New York, NY

Rowland Heights, CA

Riverside, CA

Aurora, CO

Missoula

Aurora, CO

San Jose, CA

Battleground, WA

Anaconda

Los Angeles, CA

Outlook

Corvallis, OR

Pittsburg, CA

Missoula

Anchorage, AK

Long Beach, CA

## 1988-89

Daren Engellant\*\*\*\* Geraldine  
Ossie Young\*\* Oklahoma City, OK  
Andy Woods\* Richmond, CA

## 1989-90

Al Brown\* Berkeley, CA  
Keith Crawford\*\*\* Long Beach, CA  
Kevin Kearney\*\* Kansas City, MO

## 1990-91

Nate Atchison\*\* Milwaukee, WI  
Delvon Anderson\*\* San Francisco, CA  
Gary Kane\*\*\*\* Butte  
Josh Lacheur\*\*\*\* Sacramento, CA

## 1991-92

Travis DeCuire\*\*\* Seattle, WA  
Don Hedge\*\* Langston, OK  
Matt Kempfert\*\*\*\* Missoula  
Jeremy Lake\*\*\*\* Lambert  
Anthony Mayfield\* Lafayette, LA

## 1992-93

Guy Bonner\* St. Louis, MO  
Nate Covill\*\*\*\* Long Beach, CA



Earl Tye, 1970-71, 3VL



### (1992-93 CONTINUED)

Israel Evans\* Georgetown, SC  
Paul Perkins\*\* Pasadena, CA  
Shawn Samuelson\*\*\*\* Broadus  
Kirk Walker\*\*\*\* Darby

### 1993-94

Brandon Dade\*\*\*\* Los Angeles, CA  
Marcus Knox\* Milwaukee, WI  
Chris Spoja\*\*\*\* Helena

### 1994-95

Shane Belnap\*\* Hooper, UT  
J.R.Camel\*\* Missoula  
Ryan Dick\*\*\*\* Missoula  
Bob Olson\*\*\*\* Butte

### 1995-96

Eric Bowie\*\*\*\* Kansas City, MO  
Mat Seidensticker\*\*\*\* Shelby  
Brent Smith\*\* Walnut Creek, CA

### 1996-97

Don Carter\* Corbett, OR  
Dominique Davis\*\*\*\* San Jose, CA  
Mike Warhank\*\*\*\* Great Falls

### 1997-98

Jared Buckmaster\*\*\*\* Beaverton, OR  
Cory Reiser\*\* West Valley, UT  
Nate Sil\*\* Missoula  
Kasey Williams\*\*\*\* Missoula

### 1998-99

Shane Christensen\*\*\*\* Las Vegas NV  
Jason Collins\* Minneapolis, MN  
Travis Greenwalt\*\*\*\* Spangle, WA  
Kyle Keyes\*\* Kirkland, WA  
Ryan Slider\*\*\* Tigard, OR  
Matt Williams\*\* Santa Barbara, CA

### 1999-00

Mike Card\* Calgary, Alberta  
Dan Carter\* Medford, OR  
Brent Cummings\*\*\*\* Pullman, WA  
Gary Lynch\* Great Falls  
Zoran Milosavljevic\*\* Trstenik, Serbia  
Sam Riddle\*\*\* Missoula

### 2000-01

Spencer Allred\* Grantsville, UT  
Deldre Carr\* Las Vegas, NV  
Ryan Pederson\*\*\*\* Minneapolis, MN  
Jake Stuart\* Gildford  
Dan Trammel\*\* Pittsburg, CA

### 2001-02

David Bell\*\* Oakland, CA  
Marcus Rosser\*\* Philadelphia, PA  
Victor Venters\*\*\* Richmond, CA

### 2002-03

Mike Chavez\*\*\* Heart Butte  
Kevin Criswell\*\*\*\* Colstrip  
Corey Easley\*\*\* Rosemount, MN  
Steve Horne\*\* Pensacola, FL  
Derrick Mansell\*\* Costa Mesa, CA  
Chris McKay\*\*\* Victoria, BC

### 2003-04

Roy Booker\* Portageville, MO  
Kamarr Davis\*\* Milwaukee, WI  
Matt Dlouhy\*\*\*\* Coeur d'Alene, ID  
Brian Lynch\*\* Great Falls  
John Seyfert\*\* Stevensville  
Jon Wilkins\* Phoenix, AZ

### 2004-05

Lamarr Farr\* Beloit, WI  
Matt Martin\*\*\*\* Spearfish, SD  
Virgil Matthews\*\* Spanaway, WA  
Richard Stapleton\* Marietta, GA  
Andrew Strait\*\*\*\* Yakima, WA  
Nick Thierry\* Beaverton, OR

### 2005-06

Bryan Ellis\*\* Detroit, MI  
Jordan Hasquet\*\*\*\* Missoula  
Stuart Mayes\*\* Elkhart, IN  
Kyle Sharp\*\*\*\* Hollister, CA  
Greg Spurgetis\*\*\* Spokane, WA  
Austin Swift\*\* Santa Cruz, CA

### 2006-07

Cameron Rundles\*\* Minneapolis, MN  
Ryan Staudacher\*\*\* Kirkland, WA  
Dave Vanderjagt\*\* Townsville, Australia

### 2007-08

Ceylon Elgin-Taylor\*\* Los Angeles, CA  
Zack Graves\* Sacramento, CA  
Brian Qvale\*\*\*\* Williston, ND

### 2008-09

Vassy Banny\*\* Ivory Coast, Africa  
Anthony Johnson\*\* Tacoma, WA  
Jack McGillis\*\* Missoula, MT  
Derek Selvig\*\*\*\* Glendive, MT  
Shawn Stockton\*\*\*\* Spokane, WA  
Michael Taylor\*\* Brewster, WA

### 2009-10

Will Cherry\*\*\* Oakland, CA  
Mathias Ward\*\*\* Gig Harbor, WA  
Raason Young\* Washington, DC

### 2010-11

Chase Adams\* Tucson, AZ  
Vaughn Autry\* Los Angeles, CA  
Eric Hutchison\*\* Longview, WA  
Kareem Jamar\*\* Venice, CA

Billy Reader\*\*

Art Steward\*\*

Jordan Wood\*\*

Lake Oswego, OR

Casper, WY

Cedar City, UT

### 2011-12

Keron DeShields\*

Jordan Gregory\*

Kevin Henderson\*

Mike Weisner\*

Baltimore, MD

Pueblo, CO

Auburn, WA

Walla Walla, WA



Keron DeShields, 2011-12 to present, 1VL



# Year-by-Year Results





Season	W	L	PCT.	
1901-02	0	1	.000	No coach listed
1902-03	1	1	.500	No coach listed
1903-04	1	0	1.00	No coach listed
1904-05			(No team)	

**FRED W. SCHULE (WISCONSIN)**

1905-06	4	2	.667
1906-07	2	2	.500
<b>Total</b>	<b>6</b>	<b>4</b>	<b>.600</b>

**ALBION G. FINDLEY (WISCONSIN)**

1907-08	6	3	.667
<b>Total</b>	<b>6</b>	<b>3</b>	<b>.667</b>

1908-09	(No Scores listed)		
1909-10	(No Team)		
1910-11	(No Team)		

**ALBERT N. WHITLOCK (KENTUCKY)**

1911-12	1	6	.143
<b>Total</b>	<b>1</b>	<b>6</b>	<b>.143</b>

**W. W. H. MUSTAINE (KENTUCKY)**

1912-13	5	3	.625
1913-14	3	8	.273
<b>Total</b>	<b>8</b>	<b>11</b>	<b>.421</b>

**JERRY NISSEN (WASHINGTON STATE)**

1914-15	4	6	.400
1915-16	7	3	.700
1916-17	4	11	.267
1917-18	6	6	.500
<b>Total</b>	<b>21</b>	<b>26</b>	<b>.447</b>

1918-19	(World War I – No Team)		
---------	-------------------------	--	--

**BERNARD BIERMAN (MINNESOTA)**

1919-20	6	9	.400
1920-21	12	8	.600
1921-22	14	7	.667
<b>Total</b>	<b>32</b>	<b>24</b>	<b>.571</b>

**J.W. STEWART (GENEVA COLLEGE)**

1922-23	7	14	.333
1923-24	7	8	.467
1924-25	9	10	.474
1925-26	5	10	.333
1926-27	5	11	.313
1927-28	6	8	.429
1928-29	9	11	.450
1929-30	13	9	.591
1930-31	10	12	.455
1931-32	6	14	.300
<b>Total</b>	<b>77</b>	<b>107</b>	<b>.418</b>

**A.J. LEWANDOWSKI**

1932-33	8	11	.421
1933-34*	16	9	.615
1934-35	6	18	.250
1935-36	13	11	.542
1936-37	14	12	.538
<b>Total*</b>	<b>57</b>	<b>61</b>	<b>.479</b>

\*One tied game

**GEORGE "JIGGS" DAHLBERG (MONTANA)**

1937-38	9	18	.333
1938-39	17	13	.567
1939-40	17	8	.680
1940-41	13	14	.481
1941-42	14	10	.583
<b>Total</b>	<b>70</b>	<b>63</b>	<b>.526</b>

**CLYDE CARPENTER (MONTANA) /  
ED CHINSKE (MONTANA)**

1942-43	15	9	.625
<b>Total</b>	<b>15</b>	<b>9</b>	<b>.625</b>

**ED BUZZETTI (MONTANA)**

1943-44	1	11	.083
<b>Total</b>	<b>1</b>	<b>11</b>	<b>.083</b>

**GEORGE DAHLBERG (MONTANA)**

1944-45	7	22	.241
1945-46	14	16	.467
1946-47	12	16	.429
1947-48	21	11	.656
1948-49	12	13	.480
1949-50	27	4	.871
1950-51	12	18	.400
1951-52	12	14	.462
1952-53	14	11	.560
1953-54	8	19	.296
1954-55	12	14	.462
<b>Total^</b>	<b>165</b>	<b>170</b>	<b>.493</b>

^Career Total: W 235, L 233, .502

**FORREST "FROSTY" COX (KANSAS)**

1955-56	14	12	.538
1956-57	13	9	.591
1957-58	12	10	.545
1958-59	10	14	.417
1959-60	7	17	.292
1960-61	14	9	.609
1961-62	10	14	.417
<b>Total</b>	<b>80</b>	<b>73</b>	<b>.573</b>

**RON NORD (WISCONSIN)**

1962-63	6	18	.250
1963-64	6	17	.261
1964-65	11	15	.423
1965-66	14	10	.583
1966-67	6	18	.250
1967-68	8	17	.320
<b>Total</b>	<b>51</b>	<b>95</b>	<b>.349</b>



Head Coach Larry Krystkowiak



# Coaching Records

## BOB COPE (MONTANA)

1968-69	9	17	.346
1969-70	4	17	.190
<b>Total</b>	<b>13</b>	<b>34</b>	<b>.277</b>

## LOU ROCHELEAU (MONTANA)

1970-71	9	15	.375
<b>Total</b>	<b>9</b>	<b>15</b>	<b>.375</b>

## JUD HEATHCOTE (WASHINGTON STATE)

1971-72	14	12	.538
1972-73	13	13	.500
1973-74	19	8	.704
1974-75	19	8	.704
1975-76	13	12	.520
<b>Total</b>	<b>78</b>	<b>53</b>	<b>.595</b>

## JIM BRANDENBURG (COLORADO STATE)

1976-77	6	20	.231
1977-78	20	9	.690
<b>Total</b>	<b>26</b>	<b>29</b>	<b>.473</b>

!Forfeited 11 wins due to ineligible player

## MIKE MONTGOMERY (LONG BEACH STATE)

1978-79	14	13	.519
1979-80	17	11	.607
1980-81	19	9	.679
1981-82	17	10	.630
1982-83	22	7	.759
1983-84	23	7	.767
1984-85	22	8	.733
1985-86	21	11	.656
<b>Total</b>	<b>155</b>	<b>79</b>	<b>.671</b>

## STEW MORRILL (GONZAGA)

1986-87	18	11	.621
1987-88	18	11	.621
1988-89	20	11	.645
1989-90	19	10	.655
1990-91	22	9	.710
<b>Total</b>	<b>97</b>	<b>59</b>	<b>.651</b>

## BLAINE TAYLOR (MONTANA)

1991-92	26	5	.839
1992-93	17	11	.607
1993-94	19	9	.679
1994-95	21	9	.700
1995-96	20	8	.714
1996-97	21	11	.656
1997-98	16	14	.533
<b>Total</b>	<b>140</b>	<b>67</b>	<b>.676</b>

## DON HOLST (MSU-NORTHERN)

1998-99	13	14	.481
1999-00	17	11	.607
2000-01	11	16	.407
2001-02	16	15	.516
<b>Total</b>	<b>57</b>	<b>56</b>	<b>.504</b>

## PAT KENNEDY

2002-03	13	17	.433
2003-04	10	18	.357
<b>Total</b>	<b>23</b>	<b>35</b>	<b>.397</b>


## LARRY KRYSTKOWIAK (MONTANA)

2004-05	18	13	.581
2005-06	24	7	.774
<b>Total</b>	<b>42</b>	<b>20</b>	<b>.677</b>

## WAYNE TINKLE (MONTANA)

2006-07	17	15	.531
2007-08	14	16	.467
2008-09	17	12	.586
2009-10	22	10	.688
2010-11	21	11	.656
2011-12	25	7	.781
<b>Total</b>	<b>116</b>	<b>71</b>	<b>.620</b>

Head Coach Wayne Tinkle





### 1901-02 (0-1) - No Coach Listed

Preps	L, 18-11
1902-03 (1-1) - No Coach Listed	
Preps & Tzi Dal Tais	W, 25-19
Helena HS	L, 14-12
1903-04 (1-0) - No Coach Listed	
Missoula Athletic Association	W, 20-0

### 1904-05 (NO TEAM)



**FRED W. SCHULE**



### 1905-06 (4-2) - FRED W. SCHULE

YMCA	W, 15-10
YMCA	W, 42-8
YMCA	W, 28-11
Missoula High School	W, 24-10
Montana State College	L, 39-32
at Montana State College	L, 53-10

### 1906-07 (2-2) - FRED W. SCHULE

at Montana State College	L, 43-14
at Helena Business College	W, 27-17
Helena Business College	W, 32-22
Montana State	L, 16-15



**ALBION FINDLEY**



### 1907-08 (6-3) - ALBION FINDLEY

All-Stars	W, 46-9
All-Stars	W, 81-5
Montana Wesleyan College	W, 87-2
Montana School of Mines!	W, 52-10
Montana State	L, 25-17
Montana State	L, 33-9
at Montana Wesleyan	W, 44-1
at Montana School of Mines	W, 26-19
Muscatine, Iowa	L, 59-24
!Montana Tech	
1908-09 (no scores listed) - A. Findley	
Montana Wesleyan	
at Anaconda Athletic Club	
at Montana State	
Anaconda Athletic Club	
Montana State	
at Spokane Athletic Club	
at Washington State College	
Montana State	
Montana Wesleyan	

### 1909-11 (NO TEAM)

### 1911-12 (1-6) - ALBERT N. WHITLOCK

Fort Missoula	W, 70-2
Montana State	L, 27-17
Carroll Club	L, 30-19
at Montana State	L, 31-4
at Montana School of Mines	L, 39-11
at Carroll Club	L, 48-22
Montana School of Mines	L, 30-22

### 1912-13 (5-3) - W. W. H. MUSTAINE

All Stars	W, 29-8
Montana State	W, 19-16
Utah	L, 38-17
Carroll Club	W, 43-10
at Montana State	L, 23-16
Montana State (in Helena)	L, 26-18
Montana School of Mines	W, 47-17
Stevensville All-Stars	W, 36-9

### 1913-14 (3-8) - W. W. H. MUSTAINE

Montana School of Mines	W, 47-11
Montana State	W, 23-21
Washington State	L, 43-22
Washington State	L, 70-12
at Utah State College!	L, 74-31
at Utah	L, 82-17
at Salt Lake City YMCA	L, 45-24
at Brigham Young	L, 73-17
at Pocatello Athletic Club	L, 47-27
at Montana School of Mines	W, 27-16
at Montana State	L, 39-25
!Utah State University	



**JERRY NISSEN**



### 1914-15 (4-6) - JERRY NISSEN

Utah	L, 35-27
Brigham Young	L, 25-18
at Kalispell YMCA	W, 44-18
at Washington State	L, 41-24
at Washington State	L, 27-22
Montana School of Mines	W, 42-24
Montana State	W, 33-25
at Montana State	L, 29-27
Illinois Amateur Athletic Club	L, 47-31
Montana Wesleyan	W, 56-24

### 1915-16 (7-3) - JERRY NISSEN

Missoula High School	W, 44-25
Helena High School	W, 44-17
Gonzaga	W, 40-20
Gonzaga	W, 36-15
Washington State	L, 36-31
at Washington State	W, 25-24
at Gonzaga	W, 22-21
at Washington State	L, 41-24
at Idaho	L, 23-18
at Gonzaga	W, 17-13

### 1916-17 (4-11) - JERRY NISSEN

Whitman	W, 37-27
Whitman	L, 31-29
Idaho	W, 24-19
Idaho	W, 25-21
Oklahoma Normal College!	W, 25-24
Oklahoma Normal College!	L, 30-24
Montana State	L, 30-5
Montana State	L, 31-15
at Whitman	L, 31-17
at Whitman	L, 43-14
at Idaho	L, 32-16
at Idaho	L, 42-23
at Washington State	L, 33-22
at Montana State	L, 34-27
at Montana State	L, 31-17
!Oklahoma State	

### 1917-18 (6-6) - JERRY NISSEN

at Washington State	L, 24-23
at Washington State	W, 30-21
at Idaho	L, 51-17
at Idaho	L, 43-20
at Montana State	L, 22-16
at Montana State	W, 18-16
Montana State	W, 30-21
Idaho	L, 31-25
Idaho	W, 29-28
Washington State	W, 22-20
Washington State	L, 15-7
Montana State	W, 33-19

### 1918-19 (NO TEAM)



**BERNARD BIEMAN**



### 1919-20 (7-9) - BERNARD BIEMAN

Montana Wesleyan	W, 36-18
at Gonzaga	W, 32-18
at Idaho	L, 28-16
at Idaho	L, 13-11
at Washington State	L, 34-30
at Washington State	L, 33-19
Montana School of Mines	W, 25-18
Montana State	L, 32-17
Montana State	L, 19-15
Gonzaga	W, 30-10
at Montana State	L, 32-15
at Montana State	L, 30-12
at Montana School of Mines!	W, 2-0
at Montana Wesleyan	W, 35-16
Idaho	W, 28-26
Idaho	L, 23-20
!Forfeit game by Montana School of Mines	

### 1920-21 (12-8) - BERNARD BIEMAN

Mount St. Charles College!	W, 41-9
Stevensville Independent	W, 50-5



## Scoring History – 1920-1929

Whitman	W, 33-20	Montana State	L, 20-15	Oregon State College	L, 38-15
Whitman	W, 30-18	Montana State	L, 25-19	<b>1926-27 (5-11) - J. W. STEWART</b>	
Barney's Independents	W, 32-10	Pacific	W, 27-7	Butte YMCA	W, 34-31
at Montana State	L, 19-18	Pacific	W, 15-12	Butte YMCA	W, 29-21
at Montana State	W, 20-5	at Gonzaga	L, 38-20	Mount St. Charles	W, 28-20
at Washington State	L, 28-24	Gonzaga	W, 31-24	Mount St. Charles	W, 32-13
at Idaho	L, 41-13	Gonzaga	L, 14-13	at Idaho	L, 45-19
at Idaho	L, 22-15	at Whitman	L, 19-17	at Washington State	L, 33-18
at Whitman	L, 27-22	at Whitman	L, 33-19	Washington State	L, 31-28
at Whitman	L, 27-23	<b>1923-24 (7-8) - J. W. STEWART</b>		Montana State	L, 50-32
at Gonzaga	L, 26-23	at Idaho	L, 19-9	Oregon	L, 37-24
at Carroll	W, 54-19	at Idaho	L, 29-20	at Washington	L, 46-17
at Montana School of Mines	W, 24-15	Idaho	W, 36-17	at Oregon State College	L, 48-35
at Montana School of Mines	W, 36-15	Idaho	W, 35-20	at Oregon	L, 54-32
Montana State	W, 36-26	at Washington State	L, 28-25	at Montana State	L, 51-32
Montana State	W, 23-19	at Washington State	L, 24-18	Washington	L, 35-27
Idaho	L, 42-22	Washington State	L, 27-24	Oregon State College	W, 38-25
Idaho	W, 38-26	Washington State	W, 25-23	Idaho	L, 44-29
!Carroll College		at Gonzaga	L, 30-8	<b>1927-28 (6-8) - J. W. STEWART</b>	
<b>1921-22 (14-7) - BERNARD BIERMAN</b>		Gonzaga	W, 25-20	at Gonzaga	W, 28-18
at Whitman	L, 18-17	Gonzaga	W, 32-22	at Gonzaga	W, 43-25
at Whitman	L, 25-15	Washington	L, 34-22	Washington State	W, 40-16
Montana School of Mines	W, 24-14	Washington	L, 33-31	at Montana State	L, 77-26
Montana Wesleyan	W, 43-8	Mount St. Charles	W, 31-16	Montana State	L, 52-39
Mount St. Charles	W, 30-20	Mount St. Charles	W, 46-16	at Idaho	L, 48-26
Montana State	W, 33-23	<b>1924-25 (9-10) - J. W. STEWART</b>		at Washington State	W, 35-30
Montana State	W, 24-17	North Dakota State	W, 25-24	at Washington	L, 44-24
Idaho	L, 23-22	Whitman	W, 33-28	at Oregon State	L, 31-12
Idaho	W, 26-22	Washington State	L, 28-17	at Oregon	L, 36-33
at Idaho	L, 56-18	Idaho	W, 31-27	Washington	L, 51-31
Deerlodge Athletic Club	W, 31-19	at Washington	L, 39-27	Oregon State	W, 44-43
at Gonzaga	W, 24-19	at Oregon State	L, 24-22	Oregon	L, 32-30
at Spokane Ath. Club	L, 30-21	at Oregon	L, 33-24	Idaho	W, 38-35
Gonzaga	W, 32-24	at Multnomah Athletic Club	W, 34-17	<b>1928-29 (9-11) - J. W. STEWART</b>	
Gonzaga	W, 32-15	Gonzaga	W, 45-34	Gonzaga	W, 36-30
at Montana State	L, 30-29	Gonzaga	W, 45-33	Gonzaga	L, 35-30
at Montana State	W, 29-18	Gonzaga	W, 28-22	Gonzaga	W, 28-18
Montana School of Mines	W, 31-14	Montana State	L, 36-28	Montana School of Mines	W, 33-22
at Montana Wesleyan	W, 20-16	Montana State	W, 33-28	Montana School of Mines	W, 30-22
Mount St. Charles	W, 37-15	at Whitman	L, 32-17	Washington State	L, 44-23
at Idaho	L, 42-24	at Washington State	L, 41-16	Montana State	L, 54-38
		at Idaho	L, 44-35	Idaho	L, 33-31
		at Gonzaga	W, 33-28	Oregon State	L, 29-25
		Washington	L, 28-17	Oregon	W, 29-28
		at Montana State	L, 16-15	at Montana State	L, 62-18
		at Montana State		Washington	L, 42-20
		<b>1925-26 (5-10) - J. W. STEWART</b>		at Oregon State	L, 28-26
		Mount St. Charles	W, 33-21	at Oregon	L, 45-21
		at Washington State	L, 28-18	at Washington	L, 46-27
		at Idaho	L, 19-18	at Mount St. Charles	W, 30-22
		at Washington	L, 28-19	at Mount St. Charles	W, 37-19
		at Oregon	L, 40-19	at Idaho	L, 44-31
		at Oregon State College!	L, 31-19	at Washington State	W, 37-27
		at Gonzaga	L, 45-33	at Gonzaga	L, 40-35
		Oregon	L, 35-17	<b>1929-30 (13-9) - J. W. STEWART</b>	
		Washington State	W, 23-13	at North Dakota State	L, 13-24
		Gonzaga	W, 30-26	at Minnesota	L, 24-27
		at Montana State	L, 36-23	at North Dakota	L, 22-24
		Idaho	W, 35-24	at North Dakota	L, 25-24
		Montana State	W, 35-31	at Valley City Normal College!	W, 34-26
		Washington	L, 23-20		



J. W. STEWART

**1922-23 (7-14) - J. W. STEWART**

at Idaho	L, 38-17
at Idaho	L, 44-17
at Washington State	L, 33-13
Washington State	L, 35-11
Washington State	L, 24-14
Mount St. Charles	W, 24-14
at Mount St. Charles	L, 27-11
at Washington State	L, 37-14
at Montana School of Mines	W, 26-16
Montana School of Mines	W, 17-11
at Montana State	L, 27-24
at Montana State	W, 30-23



Idaho W, 29-24  
 at Billings Independents W, 34-26  
 Montana State L, 45-35  
 Washington State W, 54-24  
 Mount St. Charles W, 41-34  
 Mount St. Charles W, 63-32  
 at Idaho W, 29-17  
 at Washington State W, 32-23  
 Whitman W, 56-33  
 Whitman W, 46-38  
 at Montana State L, 44-32  
 Gonzaga L, 35-40  
 Gonzaga W, 55-29  
 at Whitman L, 37-29  
 at Whitman W, 36-32  
 at Gonzaga L, 29-36  
 at Gonzaga W, 43-18  
 !Valley City State (North Dakota)

### 1930-31 (10-12) - J. W. STEWART

at Utah L, 41-31  
 at UCLA L, 29-28  
 at UCLA L, 59-27  
 at USC L, 28-21  
 at USC W, 29-25  
 at Stanford L, 34-33  
 at California L, 37-23  
 at Nevada L, 30-29  
 Montana School of Mines W, 40-21  
 Montana School of Mines W, 47-17  
 Gonzaga W, 33-27  
 Gonzaga W, 36-22  
 at Montana State L, 42-34  
 at Montana State W, 31-29  
 at Montana School of Mines W, 47-27  
 at Montana School of Mines W, 49-18  
 Mount St. Charles W, 59-25  
 Mount St. Charles W, 41-28  
 at Gonzaga L, 33-28  
 at Gonzaga L, 42-18  
 Montana State L, 35-24  
 Montana State L, 33-31

### 1931-32 (6-14) - J. W. STEWART

Idaho L, 44-41  
 Idaho L, 41-27  
 at Washington State L, 54-25  
 at Idaho L, 49-22  
 Washington State L, 52-20  
 Washington State L, 60-31  
 Gonzaga W, 33-27  
 Gonzaga L, 41-33  
 at Montana State L, 40-34  
 at Montana State L, 30-20  
 at Washington L, 44-16  
 at Washington L, 54-29  
 at Whitman L, 29-28  
 at Whitman L, 38-31  
 at Gonzaga W, 31-30  
 at Gonzaga W, 28-27  
 Montana School of Mines W, 39-29  
 Montana School of Mines W, 45-36  
 Montana State L, 43-37

Montana State W, 43-30

### 1932-33 (8-11) - A. J. LEWANDOWSKI

Idaho L, 45-20  
 Idaho W, 52-38  
 Golden Bobcats L, 39-37  
 Polson Independents W, 52-44  
 Meiji Univ. (Japan) W, 67-19  
 Mount St. Charles L, 39-34  
 Montana State W, 44-35  
 Montana State L, 63-40  
 at Ellensburg Normal College! L, 39-15  
 at Ellensburg Normal College L, 27-22  
 at Whitman W, 55-40  
 at Idaho L, 62-30  
 at Montana State L, 57-30  
 at Montana State W, 42-38  
 at Montana School of Mines W, 56-40  
 at Montana School of Mines L, 45-38  
 Idaho Southern Branch^ L, 45-44  
 Idaho Southern Branch W, 51-34  
 House of David L, 66-46  
 !Central Washington University

### 1933-34 (16-9-1) - A. J. LEWANDOWSKI

Polson Independents W, 34-29  
 at Helena All-Stars W, 39-29  
 Golden Bobcats L, 57-32  
 Idaho L, 29-27  
 at Billings Polytechnic! W, 52-37  
 at Eastern Montana Normal College W, 59-35  
 Gonzaga W, 29-19  
 Montana School of Mines W, 46-38  
 Ellensburg Normal College W, 34-33  
 Ellensburg Normal College L, 34-26  
 at Montana School of Mines W, 47-37  
 at Dillon Normal College& L, 44-35  
 at Idaho South Branch W, 38-37  
 at Ellensburg Normal College L, 46-24  
 at College of Puget Sound% W, 40-34  
 at College of Puget Sound% L, 42-39  
 at Washington W, 32-29  
 at Washington L, 60-24  
 Montana State W, 36-33  
 Montana State W, 40-38  
 House of David W, 38-36  
 House of David T, 31-31  
 at Montana State W, 37-36  
 at Montana State W, 31-23  
 Olson's Swedes L, 38-17  
 Olson's Swedes L, 44-43  
 !Rocky Mountain College  
 ^Montana State University-Billings  
 & University of Montana-Western  
 %University of Puget Sound

### 1934-35 (6-18) - A. J. LEWANDOWSKI

Hamilton Lions Independents. W, 59-24  
 Polson Independents W, 30-29  
 Golden Bobcats L, 66-29  
 at Washington L, 44-21  
 at Washington L, 50-23

at Spokane Desert Independents. L, 46-21  
 at Washington State L, 51-33  
 at Idaho L, 44-27  
 at Gonzaga L, 59-46  
 Montana School of Mines W, 32-24  
 Idaho South Branch L, 32-29  
 at Dillon Normal School L, 44-42  
 at Montana State L, 49-36  
 at Montana State L, 49-23  
 at Dillon Normal School L, 34-22  
 at Montana School of Mines W, 43-37  
 Harlem Globe Trotters L, 35-33  
 Gonzaga L, 47-28  
 Gonzaga W, 40-37  
 Ellensburg Normal College L, 37-34  
 Montana State L, 56-39  
 Montana State W, 43-31  
 House of David L, 31-25  
 House of David L, 49-47

### 1935-36 (13-11) - A. J. LEWANDOWSKI

Fresno State L, 37-25  
 Fresno State W, 35-32  
 University Alumni L, 49-44  
 Washington State L, 42-28  
 Washington State L, 53-14  
 at Northern Montana Normal College! W, 61-28  
 at Montana Intermountain College W, 48-34  
 Dillon Normal College W, 37-34  
 at Billings Polytechnic W, 65-40  
 at Eastern Montana Normal College W, 77-22  
 Montana School of Mines W, 51-42  
 Northern Montana Normal College W, 51-30  
 Montana Intermountain College W, 35-32  
 at Gonzaga L, 46-25  
 at Cheney Normal College^ L, 29-22  
 Billings Polytechnic W, 49-31  
 Montana State L, 55-52  
 Cheney Normal College L, 31-29  
 Gonzaga L, 57-52  
 at Montana School of Mines L, 38-30  
 at Montana State L, 41-39  
 at Dillon Normal College W, 54-41  
 at Montana School of Mines W, 52-26  
 Rustic Tavern Independents W, 64-41  
 !Montana State University-Northern  
 ^ Eastern Washington University

### 1936-37 (14-12) - A. J. LEWANDOWSKI

Polson Independents W, 61-23  
 at Nebraska L, 53-39  
 at Peru Teachers College! W, 51-37  
 at Wabash College L, 40-36  
 at Evansville College^ W, 45-37  
 at Purdue L, 68-29  
 at Montana State L, 60-25  
 at Montana State L, 49-31  
 Montana School of Mines W, 50-34  
 Idaho W, 32-29  
 Idaho L, 37-36  
 Dillon Normal College W, 60-38  
 at Standard Oil of Kalispell. W, 47-34  
 at Whitefish Ramblers W, 40-21



## Scoring History – 1936-1942

at Gonzaga  
at Cheney Normal College  
at Washington State  
at Dillon Normal College  
at Montana School of Mines  
Cheney Normal College  
Gonzaga  
Washington State  
Montana State  
Montana State  
House of David  
Hellers All-Stars Independents  
!Peru State College(Nebraska)  
^University of Evansville

L, 42-41  
W, 38-34  
L, 44-38  
W, 66-32  
W, 35-17  
L, 46-44  
W, 39-35  
L, 46-30  
L, 51-46  
W, 41-36  
L, 41-36  
W, 61-32

Cheney Normal College  
Cheney Normal College  
at Idaho  
at Idaho  
at Washington  
at Washington  
Gonzaga  
Gonzaga  
Washington State  
Washington State  
Idaho Southern Branch  
at Montana State  
at Montana State  
Mexico  
at Montana School of Mines  
at Gonzaga  
at Cheney Normal College  
Montana State  
Montana State

W, 60-48  
L, 51-50  
L, 49-44  
L, 46-40  
L, 34-28  
L, 41-33  
W, 38-33  
W, 54-34  
L, 48-41  
W, 38-37  
W, 56-32  
W, 43-37  
L, 35-29  
W, 53-51  
W, 64-26  
W, 42-36  
L, 49-39  
W, 66-52  
W, 65-45

at Washington  
at Washington  
at Montana State  
at Montana State  
Gonzaga  
Gonzaga  
at Gonzaga  
at Gonzaga  
Idaho Southern Branch  
Idaho Southern Branch  
at Idaho South Branch  
at Idaho South Branch  
Montana State  
Montana State  
!Hamline University, St. Paul, Minn.  
^University of Wisconsin-Superior  
&Iowa State University

W, 47-41  
L, 39-31  
W, 47-42  
W, 50-48  
W, 53-43  
W, 49-39  
L, 63-43  
W, 59-49  
W, 59-49  
L, 42-41  
W, 46-37  
L, 42-41  
W, 59-48  
W, 47-45

**GEORGE DAHLBERG****1937-38 (10-19) - GEORGE DAHLBERG**

Spokane Silverloafs  
at Great Falls JC's  
at Carroll  
at Ellensburg Normal College  
at Ellensburg Normal College  
Idaho  
Idaho  
Washington  
Washington  
at Oregon State  
at Oregon State  
at Oregon  
at Oregon  
at Idaho  
at Idaho  
at Washington State  
at Washington State  
Oregon State  
Oregon State  
Montana State  
Montana State  
Washington State  
Washington State  
at Washington  
at Washington  
at Montana State  
at Montana State

W, 60-37  
W, 48-39  
W, 65-18  
W, 39-32  
W, 35-33  
W, 47-38  
W, 33-32  
L, 59-52  
L, 58-36  
L, 46-36  
L, 43-31  
L, 69-44  
L, 63-49  
L, 55-34  
L, 48-34  
L, 59-37  
L, 56-30  
L, 57-47  
L, 37-28  
W, 55-47  
W, 55-45  
L, 53-46  
L, 63-40  
L, 42-24  
L, 54-44  
L, 65-49  
L, 64-60

**1938-39 (17-13) - GEORGE DAHLBERG**

Sports Shop Independents  
BYU  
BYU  
at Dillon Normal College  
at Utah State College  
at Utah State College  
at BYU  
at BYU  
at Utah  
at Idaho Southern Branch  
at Montana School of Mines

W, 58-29  
W, 71-50  
L, 54-47  
W, 58-20  
L, 54-36  
W, 52-44  
L, 50-45  
W, 45-38  
L, 45-36  
L, 30-29  
W, 54-35

**1939-40 (17-8) - GEORGE DAHLBERG**

Concordia College (Minn.)  
Idaho  
Idaho  
Cheney Normal College  
Cheney Normal College  
at Washington  
at Washington  
at Washington State  
at Washington State  
at Idaho  
at Montana School of Mines  
Montana State  
Montana State  
Idaho Southern Branch  
Idaho Southern Branch  
at Cheney Normal College  
at Gonzaga  
at Gonzaga  
Gonzaga  
Gonzaga  
at Montana State  
at Montana State  
Wichita Independents^  
Gary, Indiana Independents^  
Denver Nuggets Independents^  
^A.A.U. National Tourn., Denver, Colo.

W, 48-42  
L, 38-26  
W, 34-33  
W, 38-30  
W, 53-47  
L, 39-34  
L, 56-43  
L, 52-45  
L, 57-47  
L, 46-43  
W, 34-27  
W, 47-37  
W, 61-41  
W, 42-41  
W, 43-39  
W, 54-45  
W, 71-58  
L, 60-53  
W, 59-44  
W, 64-49  
W, 51-41  
W, 56-52  
W, 36-27  
W, 42-39  
L, 60-36

**1940-41 (13-14) - GEORGE DAHLBERG**

Hamline College!  
Washington State  
Washington State  
Williamette University  
at Brigham Young  
at Brigham Young  
at Miles City All-Stars  
at Superior Teachers College^  
at Minnesota  
at Iowa State College&  
at Jamestown College  
at North Dakota State  
at North Dakota  
at Bismark All-Stars

L, 45-30  
L, 57-30  
L, 41-36  
W, 57-34  
L, 47-41  
W, 48-44  
W, 69-33  
L, 59-39  
L, 53-38  
L, 41-27  
L, 50-48  
L, 56-43  
L, 39-26  
L, 48-34

**1941-42 (14-10) - GEORGE DAHLBERG**

at Idaho  
at Idaho  
at Washington State  
at Washington State  
at Wyoming  
at Brigham Young  
Kansas State College  
Idaho  
Idaho  
Idaho South Branch  
Idaho South Branch  
Gonzaga  
Gonzaga  
Dillon Normal College  
Dillon Normal College  
Montana State  
Montana State  
at Cheney Normal College  
at Gonzaga  
at Gonzaga  
Whitman  
Whitman  
at Montana State  
at Montana State

L, 49-28  
L, 41-25  
L, 74-45  
L, 48-47  
L, 47-34  
L, 46-34  
L, 44-34  
W, 55-35  
L, 42-29  
W, 58-39  
W, 39-35  
W, 73-50  
W, 52-31  
W, 57-40  
W, 57-35  
W, 47-44  
W, 44-43  
W, 63-50  
W, 56-51  
W, 55-42  
W, 76-63  
W, 75-49  
L, 44-30  
L, 46-42

**1942-43 (15-9) - CLYDE CARPENTER/****Ed CHINSKE**

at Great Falls Air Force  
at Great Falls Air Force  
Utah  
Utah  
Utah State  
Idaho  
at Utah State  
at Idaho  
College Commandos!  
Idaho Southern Branch  
Idaho Southern Branch  
at Montana State  
at Montana State  
Gonzaga  
Gonzaga  
at Whitman  
at Whitman

W, 55-26  
W, 61-50  
L, 55-51  
W, 49-42  
W, 48-44  
L, 52-35  
W, 44-43  
W, 42-30  
W, 51-30  
W, 32-31  
W, 47-41  
L, 56-45  
L, 66-45  
W, 58-49  
W, 54-45  
L, 70-66  
W, 54-53



at Pasco Air Force Base	L, 61-49
at Gonzaga	W, 49-46
at Gonzaga	L, 63-61
Denver	W, 66-61
Denver	L, 49-47
Montana State	L, 69-59
Montana State	W, 50-48
!UM Alumni	
1943-44* (2-10) - Edward Buzzetti	
Montana School of Mines	L, 49-41
Montana School of Mines	L, 51-34
at Carroll College	L, 60-34
at Carroll College	L, 56-39
at Eastern Washington College	L, 67-39
at Eastern Washington College	L, 59-44
Eastern Washington College	L, 67-41
Eastern Washington College	L, 66-46
Carroll College	L, 54-41
Carroll College	W, 43-33
Montana School of Mines	W, 55-46
Montana School of Mines	L, 55-43

\*All-freshman team due to World War II



**GEORGE DAHLBERG**



### 1944-45 (7-22) - GEORGE DAHLBERG

A.S.T.R.P. Cadets	W, 45-42
Great Falls	W, 49-43
at Gonzaga	W, 50-46
at Gonzaga	L, 33-42
at Ft. George Wright (Spokane)	L, 38-43
Carroll	L, 27-59
Carroll	L, 43-57
Fort Missoula	W, 49-42
at Whitman	W, 41-40
at Whitman	L, 40-51
at McCaw Military Hospital.	L, 40-49
Gonzaga	L, 39-65
Gonzaga	L, 37-57
at Montana School of Mines!	L, 28-64
at Montana School of Mines!	L, 48-57
at Carroll^	L, 45-70
at Carroll!	L, 47-62
Montana State	L, 31-41
Montana State	W, 36-30
Whitman	L, 51-71
Whitman	W, 42-39
at Eastern Washington	L, 80-32
at Eastern Washington	L, 72-36
Montana School of Mines!	L, 64-54
Montana School of Mines!	L, 63-41
Eastern Washington	L, 46-27
Eastern Washington	L, 75-39
at Montana State	L, 58-33
at Montana State	L, 49-25
!Navy team	

### 1945-46 (13-16) - GEORGE DAHLBERG

Fort Missoula	L, 52-50
Butte Cheerio Club	W, 59-52
at Wyoming	L, 61-35
at Montana State	L, 42-25
Utah State	L, 37-36
Montana State	W, 46-41
at Eastern Washington	L, 53-47
at Eastern Washington	L, 56-50
at Farragut Naval Base	L, 42-37
at Farragut Naval Base	L, 44-43
at Walla Walla Air Base	L, 57-42
at Whitman	L, 45-40
at Whitman	W, 37-35
at Eastern Washington	L, 61-53
at Eastern Washington	L, 57-26
Gonzaga	W, 103-34
Gonzaga	W, 59-42
at Montana State	L, 66-51
at Montana State	L, 64-57
at Gonzaga	W, 78-52
at Gonzaga	W, 102-49
at Idaho	W, 58-57
at Idaho	L, 53-46
Whitman	W, 71-36
Whitman	W, 81-53
Farragut Naval Base	W, 69-52
Farragut Naval Base	W, 69-52
Farragut Naval Base	W, 60-52
Montana State	L, 63-59
Montana State	W, 80-60

### 1946-47 (12-16) - GEORGE DAHLBERG

Dillon Normal College	W, 80-39
Central Washington	L, 55-47
Central Washington	W, 53-52
Puget Sound	W, 55-45
at City College of New York	L, 78-61
at Toledo	L, 63-60
at Lawrence Technical College!	L, 55-46
at Niagra	L, 64-39
Washington State	L, 60-49
Washington State	L, 44-40
Santa Clara	L, 69-48
Santa Clara	L, 56-46
at Eastern Washington	L, 55-46
at Eastern Washington	L, 62-55
Farragut Technical College	W, 95-28
Farragut Technical College	W, 70-37
at Gonzaga	W, 61-51
at Gonzaga	L, 58-57
Montana State	W, 74-55
Montana State	L, 64-52
at Farragut Technical College	W, 95-28
at Farragut Technical College	W, 60-29
Gonzaga	W, 75-53
Gonzaga	W, 62-35
Eastern Washington	W, 70-51
Eastern Washington	L, 54-52
at Montana State	L, 74-58
at Montana State	L, 68-57

!Lawrence Technological University

### 1947-48 (21-11) - GEORGE DAHLBERG

at Montana School of Mines	W, 80-22
at Dillon Normal College	W, 90-44
at Idaho	L, 44-62
at Idaho	L, 51-57
Pacific Lutheran	W, 68-47
Pacific Lutheran	L, 47-51
at Utah	L, 43-72
at Utah	L, 58-63
Idaho	W, 58-51
Idaho	L, 54-55
Eastern Washington	W, 70-58
Eastern Washington	W, 59-37
at Idaho State	W, 49-44
at Idaho State	W, 66-56
at Regis	W, 60-48
Nevada	W, 69-67
Nevada	W, 67-64
Utah State	W, 68-64
Utah State	W, 78-65
at Montana State	L, 49-56
at Montana State	L, 50-53
at Eastern Washington	W, 57-52
at Eastern Washington	L, 60-66
at Gonzaga	L, 36-40
at Gonzaga	W, 69-43
Idaho State	W, 69-61
Idaho State	W, 74-63
Gonzaga	W, 54-48
Gonzaga	W, 65-58
Montana State	W, 66-50
Montana State	W, 58-52
Connecticut State College!	L, 52-63
!NAIB Tournament in Kansas City, Mo.	

### 1948-49 (12-13) - GEORGE DAHLBERG

Washington State	L, 74-63
Washington State	L, 61-56
at Utah State	L, 75-67
at Wyoming	L, 77-51
at Washington State	L, 61-45
at Washington State	L, 65-53
Whitworth	W, 76-66
Whitworth	W, 79-59
at BYU	W, 76-74
at Pepperdine	L, 59-42
Wyoming (Los Angeles, Calif.)	L, 54-42
at San Jose State	L, 68-59
Idaho State	W, 73-60
Idaho State	W, 72-53
at Gonzaga	L, 55-38
at Gonzaga	L, 65-57
Montana State	W, 83-71
Montana State	W, 84-71
at Dillon Normal College!	W, 83-44
at Whitman	W, 76-61
at Whitman	L, 61-59
Dillon Normal College	W, 74-45
Gonzaga	W, 59-55
at Montana State	W, 58-56
at Montana State	L, 82-81
!University of Montana-Western	



## Scoring History – 1949-1954

**1949-50 (27-4) - GEORGE DAHLBERG**

North Dakota!	W, 83-53
North Dakota!	W, 73-61
College of Idaho!	W, 83-34
Eastern Washington!	W, 84-76
Whitman	W, 81-30
Whitman	W, 79-56
Whitworth	W, 78-63
Whitworth	W, 91-61
Eastern Washington^	L, 67-59
Rocky Mountain College	W, 95-52
Rocky Mountain College	W, 84-31
Idaho State College	W, 79-70
Idaho State College	W, 81-74
Gonzaga	W, 89-73
Gonzaga	W, 67-65
at Montana State	W, 59-58
at Montana State	L, 51-46
Thompson's Goodies (A.A.U. team)	W, 94-52
Portland	W, 93-55
Portland	W, 63-46
at Idaho State College	W, 87-50
at Idaho State College	W, 78-53
at Gonzaga	W, 75-68
at Gonzaga	L, 65-42
at Whitworth	W, 95-73
Montana State	W, 71-51
Montana State	W, 72-56
Western Montana College%	W, 80-53
at Butte All-Stars	W, 91-83
at Helena All-Stars	W, 101-62
\$Portland	L, 48-47

!Played in Pocatello, Idaho  
 %Played in Anaconda, Mont.

^ Played in Wallace, Idaho

\$NAIB Tournament in Kansas City, Mo.

**1950-51 (13-17) - GEORGE DAHLBERG**

at Eastern Washington	L, 59-51
at Idaho	L, 47-43
at Idaho	L, 52-50
Pacific Lutheran	L, 54-50
Pacific Lutheran	W, 64-51
Eastern Washington	W, 56-55
Whitworth	W, 72-58
Whitworth	L, 52-38
Utah State!	L, 67-58
Colorado State!	L, 65-54
New Mexico!	L, 71-59
at Rocky Mountain	L, 67-63
at Rocky Mountain	W, 60-52
Collegians (Alumni)	L, 52-64
Collegians (Alumni)	W, 63-58
at Whitworth	L, 75-63
at Gonzaga	L, 56-52
at Gonzaga	L, 63-56
Montana State	L, 81-58
Montana State	W, 57-54
Idaho State	W, 54-47
Idaho State	L, 60-49
at Williamette	W, 64-52
at Portland	L, 76-60

at Portland	L, 67-50
Gonzaga	W, 61-49
Gonzaga	W, 59-57
Rocky Mountain	W, 73-47
Rocky Mountain	W, 72-61
at Montana State	L, 53-41
at Montana State	L, 72-45
!Played in Denver, Colo.	

**1951-52 (12-14) - GEORGE DAHLBERG**

Idaho	L, 64-58
Idaho!	L, 64-54
Washington State	L, 46-45
Washington State	W, 52-51
at Washington State	L, 68-63
at Washington State	L, 63-49
Gonzaga^	W, 70-56
Gonzaga%	L, 69-62
Gonzaga\$	W, 83-64
at Utah State	W, 72-70
at Utah	L, 82-54
at BYU	L, 80-56
at Idaho State	W, 56-54
Wyoming	L, 71-51
at Wyoming	L, 81-50
at Colorado State	W, 54-51
New Mexico	W, 74-64
at Montana State	L, 69-56
Montana State	W, 84-56
BYU	L, 50-47
Utah	W, 63-60
Colorado State	W, 57-46
Denver	W, 66-53
at New Mexico	W, 63-59
at Denver	L, 66-59
Utah State	L, 72-60

!Played in Wallace, Idaho  
 ^Played in Kalispell, Mont.  
 %Played in Anaconda, Mont.  
 \$Played in Great Falls, Mont.

**1952-53 (14-11) - GEORGE DAHLBERG**

at Washington State	W, 78-71
at Idaho	L, 70-50
Gonzaga!	L, 77-69
Gonzaga^	W, 89-75
at Washington State^	W, 64-52
Washington State	W, 85-61
Montana State^	W, 77-55
at Colorado State	L, 93-86
at Wyoming	L, 79-65
BYU	W, 56-51
Utah	W, 83-72
Montana State	W, 84-71
Montana State	W, 69-68
at BYU	L, 91-56
at Utah	L, 68-51
at Utah State	L, 87-78
Denver	W, 74-57
New Mexico	W, 78-70
Colorado State	W, 68-66
Wyoming	L, 69-60
at New Mexico	L, 70-63

at Montana State	L, 66-60
at Montana State	W, 69-66
Utah State	W, 76-61
at Denver	L, 69-62
!Played in Kalispell, Mont.	
^Played in Butte, Mont.	

**1953-54 (8-19) - GEORGE DAHLBERG**

at Washington State	L, 67-55
at Idaho	L, 68-49
at Idaho	L, 58-40
Indiana	L, 74-54
Idaho	L, 66-57
Idaho	W, 60-57
at Montana State	W, 64-62
at Montana State	W, 70-60
at Colorado State	L, 73-50
at Wyoming	L, 65-49
Utah	W, 76-56
BYU	L, 71-62
at BYU	L, 62-54
at Utah	L, 73-62
at Idaho State	L, 87-62
Colorado State	L, 67-64
Wyoming	L, 68-53
at Denver	L, 70-65
at New Mexico	L, 76-67
Utah State	L, 70-66
at Gonzaga	W, 82-78
at Gonzaga	W, 86-84
Denver	W, 60-52
New Mexico	W, 76-65
Montana State	L, 54-53
Montana State	L, 80-57
at Utah State	L, 85-56

**1954-55 (12-14) - GEORGE DAHLBERG**

Whitworth!	L, 86-71
Gonzaga	W, 77-58
Gonzaga	W, 73-71
at Idaho	L, 100-70
Idaho	W, 63-58
at Washington State	L, 72-63
at Whitworth	W, 63-62
vs. St. John's^	W, 75-65
Wyoming	W, 44-42
Colorado State	L, 75-58
at BYU	L, 92-76
at Utah	L, 91-58
at Utah State	L, 86-61
Montana State	W, 71-62
Montana State	W, 83-64
Denver	W, 69-55
New Mexico	W, 66-60
at New Mexico	W, 57-47
at Denver	L, 74-68
at Colorado State	L, 54-48
at Wyoming	L, 72-37
Utah	L, 101-68
BYU	L, 63-62
at Montana State	W, 67-60
at Montana State	L, 80-56
Utah State	L, 79-70



!Played in Kalispell, Mont.

^Played in Billings, Mont.



**FORREST COX**



### 1955-56 (14-12) - FORREST COX

Idaho	W, 70-63
at Whitworth	L, 67-65
at Idaho	W, 70-65
Washington State	W, 73-54
Gonzaga	W, 85-69
Whitworth!	W, 60-46
Utah	L, 71-56
BYU	L, 73-64
at New Mexico	L, 92-79
at New Mexico	L, 73-50
at Denver	L, 65-51
at Utah	L, 89-60
Utah State	W, 62-60
St. Francis	W, 72-56
at Montana State	L, 55-54
at Montana State	W, 69-57
at Wyoming	L, 92-68
at Colorado State	L, 96-76
Gonzaga	W, 78-73
Denver	W, 89-72
Montana State	W, 74-66
Montana State	W, 68-58
at Utah State	L, 73-67
at BYU	L, 95-73
Wyoming	W, 59-56
Colorado State	W, 63-62

!Played in Kalispell, Mont.

### 1956-57 (13-9) - FORREST COX

Idaho	L, 72-56
at Washington State	L, 81-58
at Idaho	L, 57-52
Washington State	W, 66-48
Washington State	W, 66-61
North Dakota State	W, 71-47
at BYU	L, 85-68
at Utah State	L, 80-79
New Mexico	W, 69-50
Denver	W, 52-49
Utah	W, 60-48
Montana State	W, 60-46
Wyoming	W, 64-60
Colorado State	W, 74-63
at Utah	L, 84-70
at Denver	L, 55-53
at New Mexico	W, 36-33
Utah State	W, 78-67
BYU	W, 71-63
at Montana State	L, 88-71
at Wyoming	W, 81-78
at Colorado State	L, 59-55

### 1957-58 (12-10) - FORREST COX

at Idaho	L, 64-56
at Washington State	W, 78-62
Colorado	L, 77-60
Idaho	W, 64-60
Washington State	L, 67-59
Washington State	W, 68-58
Montana State	W, 75-66
at Utah	W, 73-67
BYU	W, 71-69
at Denver	L, 55-53
at New Mexico	W, 68-49
Utah State	W, 59-47
at Montana State	L, 72-63
at Wyoming	L, 68-62
at Colorado State	L, 75-59
Utah	L, 69-60
New Mexico	W, 71-45
Denver	L, 55-52
at Utah State	W, 77-75
at BYU	L, 81-73
Colorado State	W, 51-44
Wyoming	W, 75-55

### 1958-59 (10-14) - FORREST COX

Idaho	L, 71-51
at Nebraska	L, 75-43
at Colorado	L, 86-55
at Montana State	L, 51-49
at Idaho	L, 67-57
Washington State	W, 53-43
at Oregon	L, 70-69
at Oregon	W, 82-75
Montana State	W, 73-50
at Washington State	L, 66-58
Utah	L, 71-69
at BYU	L, 82-59
Denver	L, 66-62
New Mexico	W, 63-44
at Utah State	L, 75-59
Wyoming	W, 73-61
Colorado State	W, 49-43
at Utah	L, 83-71
at New Mexico	W, 84-59
at Denver	L, 74-70
Utah State	L, 81-79
BYU	W, 93-68
at Colorado State	W, 70-66
at Wyoming	W, 85-65

### 1959-60 (7-17) - FORREST COX

Idaho	W, 71-67
at Washington State	L, 84-60
at Idaho	L, 76-59
South Dakota	W, 73-63
at Oregon State	L, 67-52
at Oregon State	L, 78-58
Nebraska	W, 64-58
at Utah	L, 78-62
BYU	L, 63-58
at Denver	W, 70-69
at New Mexico	L, 77-69
Utah State	L, 83-74

at Montana State	L, 73-72
Montana State	W, 86-71
at Wyoming	L, 74-69
at Colorado State	L, 78-58
Washington State	L, 74-70
Utah	L, 92-76
New Mexico	L, 80-79
Denver	L, 79-70
at Utah State	L, 89-63
at BYU	W, 87-67
Colorado State	L, 71-55
Wyoming	W, 82-67

### 1960-61 (14-9) - FORREST COX

at Idaho	W, 67-55
Montana State	L, 71-66
Montana State	W, 63-54
Idaho State	W, 57-41
North Dakota State	W, 86-53
at Idaho State	W, 60-58
at BYU	L, 74-66
Denver	W, 61-44
New Mexico	W, 83-66
Idaho	W, 64-59
at Utah State	L, 58-57
at Utah	L, 72-56
at Montana State	W, 71-69
at Montana State	L, 62-59
Wyoming	W, 72-61
Colorado State	W, 70-60
Utah	L, 76-55
at New Mexico	W, 56-53
at Denver	L, 56-36
Utah State	W, 66-58
BYU	L, 72-64
at Colorado State	L, 67-49
at Wyoming	W, 64-55

### 1961-62 (10-14) - FORREST COX

Oregon State	L, 82-76
Oregon State	W, 56-54
at Washington	L, 59-42
at Washington	L, 73-57
at Montana State	W, 63-45
at Eastern Washington	W, 101-63
at Idaho	L, 81-62
Montana State	W, 69-61
Idaho	W, 63-61
BYU	L, 63-59
at New Mexico	W, 91-79
at Denver	L, 60-55
Utah	L, 68-66
Utah State	L, 62-57
at Montana State	L, 76-63
at Colorado State	L, 58-36
at Wyoming	L, 72-64
at Utah	L, 97-61
Denver	W, 63-54
New Mexico	W, 73-47
at BYU	L, 80-66
at Utah State	L, 66-62
Wyoming	W, 78-72
Colorado State	W, 71-62



## Scoring History – 1962-1968

**RON NORD****1962-63 (6-18) - RON NORD**

at Kansas	L, 68-56
at Missouri	L, 86-66
at Oklahoma State	L, 65-47
North Dakota	W, 95-83
Washington State	W, 75-57
Washington	L, 59-50
Washington	L, 57-54
Macalester	W, 78-51
Idaho	L, 75-60
Seattle	L, 58-54
Utah State	L, 84-58
at Air Force	L, 86-62
at Weber State	L, 89-69
at Idaho	L, 78-69
Montana State	W, 78-71
Cal State Fullerton	W, 74-72
at BYU	L, 83-80
at Utah State	L, 85-67
at Seattle	L, 100-63
at Washington State	L, 74-63
at Montana State	L, 78-68
at Montana State	L, 77-68
Weber State	W, 84-75
Montana State	L, 88-73

**1963-64 (6-17) - RON NORD**

Nevada	W, 68-54
at North Dakota	W, 79-77
at North Dakota State	W, 76-51
at Bemidji State	W, 80-70
Minnesota-Duluth	L, 80-72
BYU	L, 89-65
Pacific Lutheran	W, 78-73
at Gonzaga	L, 100-83
Air Force	L, 74-56
Weber State	W, 74-62
Utah State	L, 99-70
at Montana State	L, 96-61
Colorado State	L, 69-47
Idaho State	L, 73-72
Montana State	L, 81-69
at Idaho	L, 66-64
at Oregon	L, 97-67
at Oregon	L, 64-51
at Utah State	L, 103-81
at Gonzaga	L, 83-81
Idaho	L, 64-51
at Idaho State	L, 111-88
at Weber State	L, 83-78

**1964-65 (11-15) - RON NORD**

Colorado State-Pueblo	W, 75-69
-----------------------	----------

at Wyoming  
North Dakota  
North Dakota State  
(1964-65 continued)  
at Bemidji State  
at Minnesota-Duluth  
Augsburg  
New Mexico State  
Idaho

San Diego  
Montana State  
at Gonzaga  
at Idaho  
Weber State  
Idaho State  
UW-Milwaukee  
Gonzaga  
at Utah  
Cal State Fullerton!  
at UNLV  
at Weber State  
at Idaho State  
Hawaii  
at Montana State  
British Columbia  
British Columbia  
!Played in Las Vegas, Nev.

**1965-66 (14-10) - RON NORD**

Arizona State  
Cal State-Chico  
at Washington State  
Washington State  
Wyoming  
at Wisconsin  
at Bradley  
San Diego State  
at British Columbia  
at British Columbia  
at Gonzaga  
at Idaho  
at Montana State  
Portland State  
Pan American  
Hawaii  
at Portland State  
Idaho State  
Weber State  
Montana State  
Gonzaga  
Idaho  
at Idaho State  
at Weber State

**1966-67 (6-18) - RON NORD**

Hiram Scott College  
Illinois State  
Northern Michigan  
at Washington State  
at Seattle Pacific  
at Hawaii  
Notre Dame!  
Harvard!

L, 94-66  
L, 71-62  
W, 87-72  
W, 88-70  
L, 77-71  
L, 78-65  
W, 76-65  
L, 77-58  
L, 68-67  
L, 76-74  
L, 91-79  
L, 91-68  
W, 75-74  
L, 71-66  
W, 96-62  
W, 83-82  
L, 92-109  
W, 95-66  
W, 89-71  
L, 98-75  
L, 96-80  
L, 73-69  
L, 84-78  
W, 95-80  
W, 76-73

W, 95-79  
W, 83-67  
L, 92-62  
L, 84-78  
L, 77-69  
L, 76-72  
L, 87-77  
W, 88-74  
L, 74-69  
W, 93-66  
L, 100-69  
L, 90-73  
W, 80-76  
W, 94-68  
W, 93-63  
W, 94-72  
W, 84-74  
W, 111-84  
W, 84-66  
W, 75-73  
L, 82-81  
W, 100-91  
W, 101-86  
L, 106-82

W, 76-69  
W, 89-80  
W, 94-70  
L, 78-58  
W, 84-75  
L, 61-55  
W, 70-69  
L, 88-69

San Diego  
Idaho  
Gonzaga  
Weber State  
Idaho State  
Montana State  
at Washington  
at Portland State  
Washington  
at Montana State  
at Gonzaga  
at Idaho  
Whitworth  
at Weber State  
at Idaho State  
Portland State  
!Played in Hawaii

**1967-68 (8-17) - RON NORD**

at Illinois State  
at Northern Michigan  
Augustana  
Washington State  
Fresno State  
at Evansville  
vs. George Washington  
at Weber State  
at Weber State  
at Idaho State  
Gonzaga  
Gonzaga  
Idaho  
at Montana State  
at Montana State  
at Washington State  
at Washington  
Washington  
Montana State  
at Idaho  
at Idaho  
at Gonzaga  
Idaho State  
Idaho State  
Weber State

L, 71-67  
L, 82-79  
L, 94-73  
L, 72-70  
W, 89-75  
L, 82-80  
L, 85-72  
L, 95-82  
L, 85-79  
L, 90-69  
L, 102-60  
L, 69-64  
L, 69-64  
L, 98-77  
L, 88-82  
L, 108-99

L, 93-76  
L, 93-74  
W, 94-79  
L, 81-61  
W, 88-72  
L, 116-76  
L, 67-66  
W, 74-67  
L, 75-51  
L, 85-69  
W, 94-75  
L, 83-82  
L, 76-69  
L, 83-79  
L, 107-75  
L, 79-57  
L, 74-64  
W, 78-75  
L, 61-60  
L, 77-61  
W, 75-66  
L, 80-54  
W, 73-67  
W, 83-81  
L, 83-63

**BOB COPE****1968-69 (9-17) - BOB COPE**

Seattle Pacific  
St. Cloud State  
at Washington State  
Northern Iowa  
Washington State  
Northern Michigan  
at Southern Illinois  
at San Diego State  
Idaho

W, 100-89  
W, 62-57  
L, 90-57  
W, 85-75  
W, 100-96  
W, 75-66  
L, 88-66  
L, 71-61  
W, 67-61



Idaho	W, 57-56
Gonzaga	L, 87-69
at Idaho State	L, 80-73
at Idaho State	L, 82-72
at Weber State	L, 91-61
at Montana State	L, 93-74
Montana State	L, 85-68
St. Francis	L, 96-79
at Washington	L, 78-75
at Montana State	L, 82-78
at Portland State	L, 84-83
at Gonzaga	L, 71-68
at Gonzaga	W, 76-74
at Idaho	L, 75-65
Weber State	L, 96-72
Weber State	L, 95-77
Idaho State	W, 78-67

### 1969-70 (4-17) - BOB COPE

Eastern Washington	W, 91-81
at Denver	L, 92-58
at Colorado State	L, 100-77
at Oregon	L, 92-81
at Washington State	L, 106-77
at Utah	L, 109-93
Boise State	L, 89-77
Idaho State	W, 81-73
Idaho State	L, 96-89
Weber State	L, 85-80
Montana State!	W, 86-72
at Montana State	L, 82-69
Portland State	W, 107-87
Puget Sound	L, 85-60
Washington	L, 76-68
at Gonzaga	L, 102-60
at Idaho	L, 86-85
Whitworth	L, 69-64
at Weber State	L, 98-77
at Idaho State	L, 88-82
Portland State	L, 108-99



**LOU ROCHELEAU**



### 1970-71 (9-15) - LOU ROCHELEAU

at Augustana (Sioux Falls, S.D.)	L, 82-68
at South Dakota	W, 69-65
at Washington State	L, 80-63
at Washington	L, 86-67
Washington State	L, 81-69
Northern Colorado	W, 72-63
at Weber State	L, 85-64
at Northern Arizona	W, 72-63
Montana State	L, 85-82
Puget Sound	L, 96-71
at Gonzaga	L, 81-71
at Idaho	L, 82-60
at Montana State	W, 74-69

Oral Roberts	L, 111-79
at Puget Sound	L, 89-50
at Portland State	L, 93-79
Gonzaga	W, 82-71
Idaho	W, 98-66
at Boise State	L, 98-74
at Idaho State	L, 109-79
Boise State	W, 104-85
Idaho State	W, 85-64
Weber State	L, 82-57
Northern Arizona	W, 109-92



**JUD HEATHCOTE**



### 1971-72 (14-12) - JUD HEATHCOTE

at Oregon	L, 69-65
at Washington State	L, 73-55
at Wyoming	L, 88-75
UC Santa Barbara!	L, 98-69
St. Mary's	W, 82-76
Midwestern State	W, 90-59
South Dakota	W, 76-68
UC Santa Barbara	L, 86-43
Portland State	W, 76-74
Idaho State	W, 64-62
Boise State	L, 73-71
at Montana State	L, 59-57
Puget Sound	W, 68-61
Air Force	W, 70-63
Montana State	W, 75-66
Idaho	W, 78-61
Gonzaga	L, 66-63
at Idaho	W, 55-40
at Gonzaga	W, 69-53
at Puget Sound	W, 69-66
Northern Arizona	W, 88-67
Weber State	W, 62-60
at Northern Arizona	L, 80-54
at Weber State	L, 71-60
at Idaho State	L, 66-55
at Boise State	L, 94-63

### 1972-73 (13-13) - JUD HEATHCOTE

Morningside Collge	W, 75-44
UW-Stout	W, 71-60
at Puget Sound	L, 67-44
Portland State!	L, 76-74
Washington State	W, 72-49
Wyoming	W, 58-49
Cal State Hayward	W, 75-62
at Oregon State	L, 79-62
Great Falls	W, 73-52
at Weber State	L, 61-48
at Northern Arizona	W, 70-62
at Colorado-State Pueblo	L, 72-70
at Air Force	L, 69-54

Montana State	L, 70-65
Washington	L, 77-59
Gonzaga	W, 57-54
Idaho	W, 66-50
at Gonzaga	L, 60-57
at Idaho	W, 69-55
at Boise State	L, 74-69
Idaho State	L, 80-58
Boise State	W, 78-63
Idaho State	W, 65-55
Weber State	L, 67-56
Northern Arizona	W, 99-56
at Montana State	L, 53-52

### 1973-74 (19-8) - JUD HEATHCOTE

at San Jose State	L, 79-71
at Portland	L, 96-76
at Portland State	L, 66-64
Augustana	W, 89-65
Colorado State-Pueblo	W, 80-48
at Puget Sound	L, 59-58
at Seattle	W, 69-63
Portland State	W, 90-70
Macalster	W, 101-54
at Idaho State	L, 66-52
at Boise State	L, 58-55
at Idaho	W, 73-68
at Gonzaga	L, 69-68
Great Falls	W, 79-68
Puget Sound	W, 88-49
at Montana State	W, 92-69
Simon Fraser	W, 96-42
Idaho	W, 93-68
Gonzaga	W, 89-54
Northern Arizona	W, 84-52
Weber State	W, 88-69
at Northern Arizona	W, 64-56
at Weber State	W, 62-61
Idaho State	W, 73-58
Boise State	W, 58-56
Montana State	W, 95-86
Idaho State	L, 60-57

### 1974-75 (21-8) - JUD HEATHCOTE

at Colorado State	W, 54-48
Great Falls	W, 64-45
Arizona State&	L, 93-66
vs. Long Beach State&	L, 78-56
San Jose State	W, 70-63
Portland State	W, 83-47
Seattle	W, 80-61
at UC Santa Barbara	L, 72-62
at Portland State	L, 88-69
Puget Sound	W, 67-58
Weber State	W, 68-48
Northern Arizona	W, 106-75
Montana State	W, 103-77
at Hawaii	L, 83-69
at Hawaii	W, 93-62
at Montana State	W, 70-57
at Gonzaga	W, 53-39
at Idaho	W, 70-63



## Scoring History – 1974-1980

Gonzaga	W, 55-51
Idaho	W, 81-49
at Boise State	W, 81-66
at Idaho State	L, 49-47
Boise State	W, 68-67
Idaho State	W, 67-36
at Weber State	W, 62-59
at Northern Arizona	W, 81-75
Utah State#	W, 69-63
UCLA#	L, 67-64
UNLV#	L, 75-67
&Arizona Invitational	
#NCAA tournament	

**1975-76 (13-12) - JUD HEATHCOTE**

at Utah State	L, 66-62
UWiscconsin-Stout	W, 59-57
at Puget Sound	L, 77-65
at San Jose State	L, 67-61
at Portland State	W, 63-62
Great Falls	W, 83-54
Portland State	L, 69-67
Idaho State	W, 76-71
Boise State	L, 80-74
Air Force	W, 77-56
Colorado State	W, 69-57
Hardin-Simmons	W, 96-77
at Montana State	L, 57-55
Idaho	W, 77-52
Gonzaga	W, 72-54
Arizona State	L, 79-71
at Idaho	W, 81-74
at Gonzaga	L, 60-49
Northern Arizona	W, 78-65
Weber State	W, 69-60
at Northern Arizona	L, 80-64
at Weber State	L, 76-66
at Idaho State	L, 25-23
at Boise State	L, 67-66
Montana State	W, 84-75

**JIM BRANDENBURG****1976-77 (6-20) - JIM BRANDENBURG**

San Jose State\$	W, 87-71
at Air Force\$	W, 65-59
at Creighton\$	L, 74-65
Great Falls\$	W, 98-62
Northern Colorado\$	W, 80-52
Portland\$	W, 81-65
at Arizona State\$	L, 88-82
at Long Beach State\$	W, 77-75
MSU-Billings\$	W, 84-63
Boston College\$!	W, 84-73
at Minnesota\$	L, 102-81
at Weber State\$	L, 83-72
at Northern Arizona\$	W, 68-59

Montana State\$	W, 79-66
at Montana State\$	W, 79-72
Gonzaga	W, 53-50
Idaho	W, 55-50
at Gonzaga	L, 63-60
at Idaho	W, 69-63
Utah State	W, 73-67
at Boise State	L, 82-67
at Idaho State	L, 68-51
Boise State	L, 82-72
Idaho State	L, 66-63
Weber State	W, 77-62
Northern Arizona	W, 76-58
\$Forefeited due to ineligible player	
!Played in Minneapolis, Minn.	

**1977-78 (20-9) - JIM BRANDENBURG**

UW-Stout	W, 77-67
at Northern Colorado	L, 76-75
at Denver	W, 71-64
at Portland	W, 79-71
at BYU%	W, 76-72
William & Mary%	L, 71-60
St. Cloud State	W, 95-64
Creighton	L, 71-67
at Univ. of the Pacific	W, 64-61
at Fresno State	L, 49-44
Great Falls	W, 93-64
at Idaho State	L, 65-57
at Boise State	L, 77-59
at Montana State	W, 74-58
Montana State	W, 65-57
at Idaho	W, 67-60
at Gonzaga	W, 69-55
Idaho	W, 81-68
Gonzaga	W, 59-47
Athletes in Action	W, 88-87
Northern Arizona	W, 58-46
Weber State	W, 67-52
at Northern Arizona	W, 81-72
at Weber State	L, 76-58
Idaho State	W, 93-77
Boise State	W, 73-67
Utah State	L, 89-68
Boise State*	W, 70-61
Weber State*	L, 62-55 OT
%BYU Tourney	
*Big Sky tournament in Missoula, Mont.	

**MIKE MONTGOMERY****1978-79 (14-13) - MIKE MONTGOMERY**

UW-Stout	W, 61-41
at Puget Sound	L, 74-65
Carroll College	W, 85-41
at Washington	L, 58-44
at Portland State	L, 69-54

Univ. of the Pacific	W, 65-57
at Kansas State	W, 61-60
Northern Colorado	W, 84-42
Fresno State	L, 37-36
vs. La Salle%	W, 91-78
vs. Portland%	L, 77-69
Gonzaga	W, 68-53
Idaho	W, 70-49
at Northern Arizona	L, 72-59
at Weber State	L, 60-46
Air Force	W, 67-53
Idaho State	W, 70-55
Boise State	W, 61-50
at Montana State	L, 57-50
at Idaho	L, 62-56
at Gonzaga	L, 56-52
Weber State	W, 78-73
Northern Arizona	W, 55-51
at Boise State	L, 79-78
at Idaho State	L, 78-77
Montana State	W, 55-53
at Weber State*	L, 98-71
%KOA Classic in Billings, Mont.	
*Big Sky tournament in Ogden, UT	

**1979-80 (17-11) - MIKE MONTGOMERY**

Doane College	W, 65-63
UW-Stout	W, 78-64
at Air Force	L, 44-43
at San Jose State	W, 74-72
Cal State Dominguez Hills	W, 86-62
Carroll College	W, 94-33
Denver	W, 78-59
Minnesota State	W, 78-68
at UNLV	L, 99-69
at North Texas	L, 69-60
Long Beach State	L, 88-77
at Northern Arizona	L, 65-53
at Nevada	L, 59-53
Idaho State	W, 77-54
Weber State	L, 51-48
at Boise State	W, 64-59
at Idaho	L, 63-62
Montana State	W, 92-78
Nevada	W, 56-55
Northern Arizona	W, 66-56
at Weber State	L, 74-60
at Idaho State	W, 65-52
Idaho	L, 51-44
Boise State	W, 83-62
Portland State	W, 88-70
at Montana State	W, 85-78
Idaho*	W, 63-53
Weber State*	L, 98-71
*Big Sky tournament in Ogden, Utah	

**1980-81 (19-9) - MIKE MONTGOMERY**

Western Washington	W, 74-55
San Jose State	L, 50-49
at Portland State	W, 96-74
Puget Sound	L, 68-59
at Northern Colorado	W, 71-52
Cal State Chico	W, 64-55



Eastern Washington W, 78-60  
 Maine% W, 59-58  
 Gonzaga% L, 59-57  
 at Nebraska L, 69-46  
 MSU-Billings W, 58-44  
 UC Irvine L, 65-63  
 Nevada W, 81-77  
 Northern Arizona W, 77-65  
 at Weber State W, 69-62  
 at Idaho State W, 53-49  
 Idaho L, 47-44 OT  
 Boise State W, 47-40  
 at Montana State L, 71-54  
 at Northern Arizona W, 64-56  
 at Nevada W, 60-58  
 Idaho State W, 79-62  
 Weber State W, 68-51  
 at Boise State W, 60-57  
 at Idaho L, 87-78  
 Montana State W, 63-58  
 Montana State\* W, 85-64  
 at Idaho\* L, 70-64

%Montana Holiday tournament, Missoula

\* Big Sky tournament in Moscow, Idaho

## 1981-82 (17-10) - MIKE MONTGOMERY

Wisconsin-Stout W, 55-32  
 Utah State W, 61-46  
 Augustana W, 81-60  
 at Gonzaga L, 80-77  
 Washington L, 70-58  
 at St. Mary's L, 53-51 OT  
 College of Idaho W, 84-58  
 Arkansas State% W, 69-49  
 UC Irvine% L, 46-44  
 at Washington State L, 73-59  
 at UC Santa Barbara W, 64-61  
 Carroll W, 78-47  
 at Idaho State L, 47-44  
 at Weber State W, 47-44  
 Montana State L, 58-57  
 Boise State W, 86-75  
 Idaho W, 53-51  
 at Nevada L, 75-67  
 at Northern Arizona W, 67-65  
 Weber State W, 61-50  
 Idaho State W, 53-39  
 at Montana State W, 82-67  
 at Idaho L, 71-58  
 at Boise State W, 70-69  
 Northern Arizona W, 65-52  
 Nevada W, 82-74  
 Nevada\* L, 97-93

%Montana Holiday tournament, Missoula

\*Big Sky tournament in Moscow, Idaho

## 1982-83 (22-7) - MIKE MONTGOMERY

Simon Fraser W, 69-63  
 Central Washington W, 74-48  
 Nebraska W, 61-51  
 St. Mary's W, 69-56  
 South Dakota State W, 98-58  
 Southern Utah W, 80-53

Washington State W, 61-58  
 West Texas State% W, 88-82  
 Portland% W, 49-46 OT  
 at Fresno State L, 55-41  
 at Pacific W, 66-65  
 Gonzaga L, 57-54  
 at Washington W, 72-65  
 Lewis-Clark State W, 87-57  
 at Weber State L, 70-63  
 at Idaho W, 65-58  
 at Montana State W, 64-42  
 Idaho W, 59-49  
 Boise State W, 71-61 OT  
 Nevada W, 84-56  
 Northern Arizona W, 54-50  
 at Idaho W, 80-61  
 at Boise State L, 62-59  
 Idaho State W, 69-55  
 Weber State L, 56-54  
 Montana State W, 60-54  
 at Northern Arizona L, 76-70  
 at Nevada W, 75-73  
 Weber State\* L, 54-53

%Montana Holiday tournament, Missoula

\*Big Sky tournament in Reno, Nev.

## 1983-84 (23-7) - MIKE MONTGOMERY

Pacific W, 76-64  
 St. Martin's W, 80-51  
 Linfield W, 76-48  
 at Air Force W, 70-55  
 at Washington State W, 47-45  
 Tennessee Tech% W, 68-61  
 Cal State Fullerton% W, 60-46  
 Eastern Washington W, 97-63  
 at UC Irvine L, 91-83  
 at Loyola Marymount W, 92-80  
 SE Missouri State W, 72-50  
 at Eastern Washington W, 87-81 OT  
 Central Washington W, 71-58  
 Boise State W, 62-52  
 Idaho W, 72-53  
 at Nevada L, 59-61  
 at Northern Arizona W, 59-54  
 at Weber State L, 67-59 OT  
 Idaho State W, 74-50  
 Montana State W, 65-51  
 at Idaho W, 76-56  
 at Boise State L, 75-71  
 Northern Arizona W, 69-58  
 Nevada W, 79-62  
 at Idaho State W, 61-58  
 at Weber State L, 59-58  
 at Montana State L, 60-59  
 Northern Arizona\* W, 69-54  
 Montana State\* W, 76-64  
 Nevada\* L, 71-69

%Montana Holiday tournament, Missoula

\*Big Sky tournament in Ogden, Utah

## 1984-85 (22-8) - MIKE MONTGOMERY

Simon Fraser W, 87-52  
 UW-Stout W, 56-54

at Oregon L, 58-57  
 Air Force W, 80-55  
 MSU-Billings W, 72-58  
 Georgia State% W, 74-62  
 Northeastern% W, 81-80  
 Washington State L, 54-53  
 UC Irvine W, 83-68  
 at Cal State Fullerton W, 60-59  
 at Eastern Washington W, 77-70  
 Seattle Pacific W, 79-72  
 Eastern Washington W, 72-59  
 at Loyola Marymount W, 74-58  
 at Boise State W, 61-51  
 at Idaho W, 60-54  
 Nevada W, 80-69  
 Northern Arizona W, 76-69  
 at Weber State L, 95-70  
 at Idaho State W, 73-65  
 at Montana State L, 74-71  
 Idaho W, 71-50  
 Boise State W, 65-49  
 at Northern Arizona L, 76-72  
 at Nevada L, 86-81  
 Idaho State W, 63-62  
 Weber State W, 66-58  
 Montana State W, 66-50  
 at Boise State\* L, 67-54  
 at UCLA\$ L, 78-47

%Montana Holiday tournament, Missoula

\*Big Sky tournament in Boise, Idaho

\$NIT in Los Angeles, Calif.

## 1985-86 (21-11) - MIKE MONTGOMERY

Simon Fraser W, 108-73  
 Seattle W, 92-46  
 at Texas Tech L, 65-58  
 at Rice L, 64-61  
 at Eastern Washington W, 59-56  
 San Diego% W, 84-77  
 South Alabama% W, 71-66  
 at UC Irvine L, 85-72  
 at Pacific L, 63-57  
 UC Santa Barbara W, 78-65  
 Washington W, 78-65  
 Eastern Washington W, 86-67  
 Eastern Montana College W, 63-57  
 Portland W, 68-50  
 at Nevada W, 69-68  
 at Northern Arizona L, 72-61  
 Weber State W, 87-61  
 Idaho State W, 65-50  
 at Idaho L, 70-64  
 at Boise State W, 75-61  
 Montana State W, 88-74  
 Northern Arizona W, 73-71  
 Nevada W, 92-75  
 at Idaho State L, 66-59  
 at Weber State L, 95-80  
 Boise State W, 91-76  
 Idaho W, 91-68  
 at Montana State L, 88-76  
 Idaho\* W, 68-60



## Scoring History – 1985-1990

Weber State\* W, 72-68  
 Montana State\* L, 82-77  
 TCUS L, 76-69  
 %Montana Holiday tournament, Missoula  
 \*Big Sky tournament in Reno, Nev.  
 SNIT in Missoula, Mont.



STEW MORRILL

**1986-87 (18-11) - STEW MORRILL**

Simon Fraser W, 104-54  
 Oregon L, 92-86  
 at Washington State L, 73-64  
 Fresno State W, 80-65  
 Southern Oregon W, 77-49  
 Kent State% W, 73-63  
 Houston Baptist% W, 91-83  
 Eastern Washington W, 65-43  
 UC Irvine W, 101-80  
 Pacific W, 76-65  
 Central Washington W, 91-66  
 Lewis-Clark State W, 88-73  
 at Santa Clara L, 78-70  
 at Portland L, 67-65  
 Nevada W, 73-66  
 Northern Arizona W, 73-61  
 at Weber State L, 84-70  
 at Idaho State W, 71-65  
 Idaho W, 74-57  
 Boise State W, 75-63  
 at Montana State L, 98-90

(1986-87 continued)

at Northern Arizona W, 66-61  
 at Nevada L, 78-65  
 Idaho State W, 73-66  
 Weber State W, 82-78  
 at Boise State L, 86-51  
 at Idaho L, 102-76  
 Montana State L, 96-86  
 Idaho\* L, 63-62

%Montana Holiday tournament, Missoula

\*Big Sky tournament in Flagstaff, Ariz.

**1987-88 (18-11) - STEW MORRILL**

Wisconsin-Stout W, 70-66  
 at MSU-Billings W, 67-63  
 Cal State Fullerton W, 71-66  
 at San Diego L, 61-56  
 Texas Tech W, 72-62  
 Florida A&M% W, 83-77  
 Georgia Southern% W, 68-57  
 at St. Mary's W, 53-52  
 Santa Clara W, 82-74  
 Rice W, 64-48  
 Central Washington W, 68-62  
 Weber State W, 60-57  
 Boise State L, 76-61

at Nevada  
 at Northern Arizona  
 Eastern Washington  
 Idaho  
 Idaho State  
 at Montana State  
 at Weber State  
 at Boise State  
 Nevada  
 Northern Arizona  
 at Idaho State  
 Montana State  
 at Idaho  
 at Eastern Washington  
 Northern Arizona\*  
 Montana State\*

%Montana Holiday tournament, Missoula

\*Big Sky tournament in Bozeman, Mont.

**1988-89 (20-11) - STEW MORRILL**

Simon Fraser W, 87-61  
 Stanford% L, 79-63  
 North Dakota State W, 98-69  
 at Portland W, 67-62  
 St. Mary's L, 71-58  
 Valparaiso% W, 73-61  
 St. Peter's% L, 71-67  
 Montana Tech W, 86-53  
 at Creighton L, 57-51  
 San Diego W, 80-65  
 Western Washington W, 90-63  
 at U.S. International W, 82-80  
 at Colorado State L, 68-66 OT  
 Idaho W, 62-54 OT  
 Eastern Washington W, 81-60  
 at Boise State L, 60-54  
 at Idaho State W, 64-54  
 at Northern Arizona W, 78-75 OT  
 at Nevada L, 93-78  
 Idaho State W, 77-54  
 Montana State W, 86-67  
 at Montana State W, 80-59  
 Boise State W, 68-61  
 Weber State L, 76-66  
 at Eastern Washington W, 86-79  
 at Idaho L, 92-79  
 at Weber State W, 65-59  
 Nevada L, 102-93 OT  
 Northern Arizona W, 90-53  
 Montana State\* W, 87-84  
 Idaho\* L, 66-56

& Preseason NIT

%Montana Holiday tournament, Missoula

\*Big Sky tournament in Boise, Idaho

**1989-90 (19-10) - STEW MORRILL**

Simon Fraser W, 100-62  
 Portland W, 88-65  
 Creighton W, 56-50  
 at Wyoming L, 70-58  
 Pacific Lutheran W, 82-51  
 Monmouth% W, 56-53  
 Boston% W, 73-64

U.S. International W, 93-69  
 Colorado State W, 50-47  
 at St. Mary's L, 60-54  
 at Univ. of the Pacific L, 61-50  
 UW-LaCrosse W, 51-42  
 at Northern Arizona W, 68-67  
 at Nevada W, 80-70  
 Idaho L, 77-68  
 Eastern Washington L, 71-70  
 at Boise State L, 46-44  
 at Weber State W, 65-51  
 Idaho State W, 102-76  
 at Montana State L, 75-72  
 Montana State W, 89-77  
 at Eastern Washington L, 85-68  
 at Idaho L, 75-60  
 Nevada W, 90-71  
 Northern Arizona W, 87-66  
 Weber State W, 65-63  
 Boise State W, 61-43  
 at Idaho State W, 80-62  
 Montana State\* L, 69-57

%Montana Holiday tournament, Missoula

\*Big Sky tournament in Boise, Idaho

**1990-91 (23-8) - STEW MORRILL**

Simon Fraser W, 87-56  
 Pacific W, 76-67  
 at Washington L, 78-62  
 SW Texas State% W, 84-74  
 St. Peter's% L, 70-54  
 Cal State Northridge W, 108-73  
 Wyoming L, 75-67  
 at U.S. International W, 104-86  
 Seattle W, 80-68  
 at Portland W, 85-86 OT  
 at Oregon L, 85-76  
 St. Mary's W, 79-58  
 Idaho State W, 98-67  
 Boise State W, 66-56  
 at Northern Arizona W, 62-60  
 at Nevada L, 86-77  
 Idaho W, 72-67  
 Eastern Washington W, 88-87  
 Weber State W, 72-60  
 at Montana State W, 91-69  
 at Boise State L, 72-53  
 at Idaho State W, 82-77  
 Nevada W, 79-63  
 Northern Arizona W, 89-68  
 at Weber State W, 79-67  
 at Eastern Washington W, 95-93  
 at Idaho L, 78-68  
 Montana State W, 74-67  
 Idaho State\* W, 109-97  
 Idaho\* W, 67-62  
 UNLV# L, 99-65

%Montana Holiday tournament, Missoula

\*Big Sky tournament in Missoula, Mont.

#NCAA tournament in Tucson, Ariz.




**BLAINE TAYLOR**

**1991-92 (27-4) - BLAINE TAYLOR**

Simon Fraser	W, 87-58
Oregon	W, 78-39
at San Jose State	W, 72-51
Southeastern Louisiana%	W, 89-47
Texas-Arlington%	W, 71-68
Portland	W, 98-68
at Cal State Northridge	W, 67-48
at Pepperdine	W, 89-88
at Southern Utah	L, 74-65
Washington	W, 60-55
Coastal Carolina	W, 74-52
Lewis-Clark State	W, 85-65
Weber State	W, 62-60
Idaho State	W, 87-74
at Eastern Washington	W, 71-65
Montana State	W, 73-59
Idaho	W, 73-58
Boise State	W, 53-48
at Northern Arizona	W, 74-59
at Nevada	L, 89-67
at Idaho State	W, 84-75
at Weber State	W, 77-73
Eastern Washington	W, 91-66
at Montana State	W, 72-71
at Boise State	W, 71-58
at Idaho	L, 73-63
Nevada	W, 103-86
Northern Arizona	W, 90-59
Idaho*	W, 69-52
Nevada*	W, 73-68
Florida State#	L, 78-68
%Montana Holiday tournament, Missoula	
*Big Sky tournament in Missoula, Mont.	
#NCAA tournament in Boise, Idaho	

**1992-93 (17-11) - BLAINE TAYLOR**

Simon Fraser	W, 76-63
Southern Utah	L, 60-55
Bucknell%	W, 63-60
(1992-93 continued)	
Texas Tech%	L, 85-82 2OT
San Jose State	W, 55-51
at Portland	W, 74-66
Sacramento State	W, 53-38
Pepperdine	L, 68-58
Rocky Mountain	W, 72-56
Cal State Northridge	W, 63-55
at Northeastern Illinois	W, 65-59
at Creighton	L, 84-78 2OT
MSU-Billings	W, 95-47
at Idaho	L, 60-50
at Eastern Washington	L, 75-68
Weber State	W, 68-61
Northern Arizona	W, 74-55

at Idaho State	W, 54-53
at Boise State	L, 66-75
Montana State	L, 62-65 OT
Eastern Washington	W, 85-65
Idaho	W, 68-65
at Northern Arizona	W, 54-46
at Weber State	L, 74-66
Boise State	L, 59-56
Idaho State	W, 68-62
at Montana State	W, 56-54
Idaho State*	L, 61-50
%Montana Holiday tournament, Missoula	
*Big Sky tournament in Moscow, Idaho	

**1993-94 (19-9) - BLAINE TAYLOR**

Sacramento State	W, 76-36
Simon Fraser	W, 99-67
at Washington	W, 80-73 3OT
Southern Utah%	W, 79-54
UMKC%	W, 97-72
Montana Western	W, 63-54
at Cal Poly	W, 60-52
Creighton	W, 67-58
Northeastern Illinois	W, 88-74
Westen Oregon State	W, 90-67
Portland	W, 91-69
at UMKC	W, 56-54
at Rice	W, 79-70
Idaho	L, 74-71
Eastern Washington	W, 77-51
at Weber State	L, 97-91 3OT
at Northern Arizona	W, 74-60
Idaho State	L, 85-82
Boise State	W, 72-68
at Montana State	L, 80-79
at Eastern Washington	W, 70-69
at Idaho	L, 62-54
Northern Arizona	W, 98-85
Weber State	L, 84-75
at Boise State	L, 66-60
at Idaho State	L, 91-77
Montana State	W, 70-55
Idaho*	L, 74-63
%Montana Holiday tournament, Missoula	
*Big Sky tournament in Boise, Idaho	

**1994-95 (21-9) - BLAINE TAYLOR**

Simon Fraser	W, 88-65
Washington	W, 67-56
Texas Southern%	W, 64-58
Mississippi State%	L, 90-85
at St. Mary's	W, 66-56
at Nevada	L, 73-63
Southern Oregon State	W, 99-75
Central Washington	W, 83-75
at Long Beach State	L, 79-69
Cal Poly	W, 103-54
at Oregon	L, 102-97
Rice	W, 90-81
Lewis-Clark State	W, 91-60
at Northern Arizona	L, 68-67
at Weber State	W, 92-87
Montana State	W, 82-78

Boise State	L, 74-66
Idaho State	W, 88-66
at Idaho	W, 76-71
at Eastern Washington	W, 74-65
Weber State	L, 57-54
Northern Arizona	W, 76-62
at Montana State	W, 66-64
at Boise State	W, 76-63
at Idaho State	W, 86-69
Eastern Washington	W, 84-76
Idaho	W, 80-64
Montana State*	W, 83-73
Weber State*	L, 84-62
at UTEP\$	L, 90-60
%Montana Holiday tournament, Missoula	
*Big Sky tournament in Ogden, Utah	
\$NIT in El Paso, Texas	

**1995-96 (20-8) - BLAINE TAYLOR**

Simon Fraser	W, 83-57
UMKC	W, 70-60
at Sacramento State	W, 76-70
Cal Poly!	W, 87-68
Fairfield!	W, 92-62
at Arizona	L, 84-66
Nevada	W, 74-56
at Washington State	L, 87-98
Lewis-Clark State	W, 77-59
Oregon	L, 66-64
at Cal State Fullerton	W, 70-62
Black Hills State	W, 74-62
St. Mary's	W, 70-63
Northern Arizona	W, 66-64
Weber State	W, 84-77
at Montana State	L, 72-65
at Boise State	L, 69-59
at Idaho State	W, 94-75
Idaho	W, 94-68
Eastern Washington	W, 71-70
at Weber State	L, 97-80
at Northern Arizona	W, 77-46
Montana State	W, 73-64
Idaho State	W, 80-69
Boise State	W, 76-61
at Eastern Washington	W, 76-69
at Idaho	L, 75-84
Idaho*	L, 67-72
%Montana Holiday tournament, Missoula	
*Big Sky tournament in Bozeman, Mont.	

**1996-97 (21-11) - BLAINE TAYLOR**

vs. Middle Tennessee State@	L, 66-63
at Alaska-Fairbanks@	W, 65-54
vs. Baylor@	L, 77-71
Sacramento State	W, 69-45
Cal State Fullerton	L, 80-73
American%	W, 77-68
Oral Roberts%	L, 78-69
Washington State	W, 71-65
at Gonzaga	W, 67-63
Montana Western	W, 87-67
Long Beach State	W, 80-70
at Texas-Arlington	W, 69-48



## Scoring History – 1996-2001

at Idaho State	L, 82-73
at Weber State	L, 104-95
Northern Arizona	L, 82-69
Cal State Northridge	W, 76-62
at Portland State	W, 69-68
at Eastern Washington	W, 73-69
at Sacramento State	W, 81-51
Montana State	W, 81-71
Weber State	L, 72-68
Idaho State	W, 60-58
at Cal State Northridge	W, 78-75
at Northern Arizona	L, 72-69
Sacramento State	W, 95-51
at Oral Roberts	L, 96-67
Portland State	W, 68-57
Eastern Washington	W, 74-67
at Montana State	W, 65-47
Weber State*	W, 81-56
Cal State Northridge*	W, 82-79
Kentucky#	L, 92-54

@Game played in Fairbanks, Alaska

%Montana Holiday tournament, Missoula

\*Big Sky tournament in Flagstaff, Ariz.

#NCAA in Salt Lake City, Utah

**1997-98 (16-14) - BLAINE TAYLOR**

at Bradley	L, 81-54
Oral Roberts	L, 80-68
Texas-Arlington	W, 89-60
Valparaiso!	L, 70-58
at Hawaii-Hilo!	W, 82-76
Wisconsin!	L, 78-61
Western Illinois%	W, 67-65
Illinois-Chicago%	L, 80-70
Whitman	W, 86-46
Gonzaga	L, 87-80
at Southern Utah	W, 76-52
at San Jose State	W, 69-39
Alaska-Fairbanks	W, 73-53
Idaho State	W, 54-48
Weber State	L, 60-58
at Northern Arizona	L, 73-60
at Cal State Northridge	L, 84-72
Portland State	W, 76-67
Eastern Washington	W, 78-66
Sacramento State	W, 52-50
at Montana State	L, 93-73
at Weber State	L, 70-63
at Idaho State	W, 60-55
Cal State Northridge	W, 84-65
Northern Arizona	W, 73-66
at Sacramento State	W, 61-51
at Portland State	L, 57-66
at Eastern Washington	L, 66-77
Montana State	W, 72-66
Montana State*	L, 60-68

(1997-98 continued)

!At Big Island Classic in Hilo, Hawaii

%Montana Holiday tournament, Missoula

\*Big Sky tournament in Flagstaff, Ariz.

**DON HOLST****1998-99 (13-14) - DON HOLST**

Simon Fraser	W, 89-60
Southern Utah	L, 74-70
Carroll	W, 89-56
at Idaho	L, 73-70
at St. Mary's	L, 74-73
San Jose State!	L, 79-52
vs. St. Mary's%	W, 69-62
vs. Idaho%	W, 67-60
Evergreen State	W, 82-70
at Youngstown State	W, 81-74 OT
at Illinois-Chicago	W, 63-57
at Montana State	L, 71-61
at Idaho State	W, 73-61
at Weber State	L, 79-61
Northern Arizona	L, 62-59
Cal State Northridge	L, 92-88
at Portland State	L, 73-58
at Eastern Washington	L, 76-69
at Sacramento State	L, 60-57
Montana State	L, 87-74
Weber State	W, 87-53
Idaho State	W, 81-58
Cal State Northridge	W, 74-68
at Northern Arizona	L, 77-53
Sacramento State	W, 78-50
Portland State	W, 87-81 OT
Eastern Washington	L, 81-75
!game played in Billings, Mont.	
%Montana Holiday tournament in Butte, Mont.	

**1999-2000 (17-11) - DON HOLST**

Gonzaga	L, 76-61
Montana Tech	W, 70-60
at Southeast Missouri State	L, 66-61
at Southern Utah	L, 85-75
at Idaho	L, 70-68 OT
Southeast Missouri State%	W, 60-48
Idaho%	L, 72-71
Youngstown State	W, 103-83
at Gonzaga	L, 88-70
St. Mary's	W, 65-62
Rocky Mountain	W, 78-53
Montana State	W, 82-68
Idaho State	W, 71-56
Weber State	L, 78-76
at Northern Arizona	L, 85-72
at Cal State Northridge	L, 79-67
Portland State	W, 78-76
Eastern Washington	W, 88-82
Sacramento State	W, 59-47 OT
at Montana State	W, 73-48
at Weber State	W, 66-54
at Idaho State	W, 71-64
Cal State Northridge	W, 73-70 OT

Northern Arizona	L, 85-59
at Sacramento State	W, 80-57
at Portland State (OT)	W, 88-79
at Eastern Washington	W, 77-75
Cal State Northridge*	L, 65-76
%Montana Holiday tournament, Missoula	
* Big Sky tournament in Missoula, Mont.	

**2000-01 (11-16) - DON HOLST**

Carroll	W, 86-76
Northern Iowa	W, 75-58
at Nevada	L, 86-85
at Pacific	L, 82-64
Southeastern Louisiana	W, 68-59
Gonzaga	L, 77-69
Southern Utah	L, 89-87
at Washington State	L, 67-54
Idaho	W, 79-56
Whitman	W, 86-55
at Baylor	L, 77-57
Portland State	W, 79-58
Eastern Washington	L, 78-76
at Montana State	L, 70-67
at Idaho State	L, 97-69
at Weber State	L, 80-69
Northern Arizona	W, 78-63
Cal State Northridge	L, 74-65
at Portland State	L, 67-60
at Eastern Washington	L, 79-66
at Sacramento State	W, 67-66
Montana State	W, 84-82
Weber State	W, 66-63
Idaho State	L, 79-75
at Cal State Northridge	L, 92-68
at Northern Arizona	L, 77-66
Sacramento State	W, 84-67

**2001-02 (16-15) - DON HOLST**

Evergreen State	W, 80-77
at Gonzaga	L, 83-63
at Northern Iowa	L, 87-67
Concordia-Irvine	W, 72-48
Washington State	W, 75-71
Pacific	L, 77-64
Nevada	W, 75-68
at Idaho	L, 48-47
at Colorado	L, 84-71
Navy!	W, 78-61
Tulsa!	L, 92-82
New Mexico State!	L, 79-67
Loyola Marymount	W, 82-67
at Weber State	W, 80-73
at Eastern Washington	L, 79-46
at Portland State	W, 99-88
Weber State	L, 90-71
Idaho State	W, 74-65
at Northern Arizona	L, 77-64
at Sacramento State	W, 88-78
at Montana State	L, 76-56
Portland State	W, 80-66
Eastern Washington	L, 80-78
at Idaho State	L, 79-64
Sacramento State	W, 86-53



Northern Arizona W, 70-63  
 Montana State L, 75-55  
 Northern Arizona\* W, 82-64  
 at Montana State\* W, 70-68  
 Eastern Washington\* W, 70-66  
 Oregon# L, 81-62  
 !at BYU-Hawaii tournament  
 \*Big Sky tournament in Bozeman, Mont.  
 #NCAA tournament in Salt Lake City, Utah



**PAT KENNEDY**



### 2002-03 (13-17) - PAT KENNEDY

Northern Iowa L, 71-77  
 Denver W, 75-47  
 Michigan State L, 80-60  
 Loyola Marymount L, 65-62  
 at Alaska-Anchorage L, 69-52  
 Gonzaga L, 75-67  
 Montana Tech W, 66-52  
 at Washington State L, 73-61  
 Idaho W, 81-69  
 at Stanford W, 70-68  
 Pepperdine L, 86-69  
 at Loyola Marymount W, 75-68  
 Southern Utah W, 81-61  
 at Denver L, 62-54  
 at Purdue L, 84-71  
 Eastern Washington L, 72-62  
 Portland State W, 61-49  
 at Idaho State W, 90-88  
 at Weber State L, 97-73  
 at Montana State L, 62-58  
 Northern Arizona L, 97-93  
 Sacramento State W, 66-59  
 at Portland State W, 67-49  
 at Eastern Washington L, 87-72  
 Weber State L, 75-72  
 Idaho State W, 69-65  
 Montana State W, 66-63  
 at Sacramento State W, 77-71  
 at Northern Arizona L, 69-59  
 Sacramento State\* L, 88-75  
 \*Big Sky tournament in Missoula

### 2003-04 (10-18) - PAT KENNEDY

at UW-Milwaukee L, 95-83  
 Montana Tech W, 85-40  
 Southeast Missouri State% W, 61-50  
 St. Mary's% W, 75-68  
 at Cal State Northridge L, 72-63  
 San Francisco L, 72-71  
 at Auburn L, 73-51  
 Washington State L, 64-50  
 Jackson State L, 71-64  
 at Southern Illinois L, 82-71  
 at UNLV L, 86-67  
 at Gonzaga L, 88-67

at Eastern Washington W, 79-68  
 at Portland State L, 89-78  
 Idaho State W, 91-76  
 Weber State L, 74-61  
 at Montana State L, 77-61  
 at Northern Arizona L, 83-67  
 at Sacramento State L, 76-67  
 Portland State L, 59-57  
 Eastern Washington L, 71-52  
 at Weber State W, 58-55  
 at Idaho State W, 88-85  
 Great Falls W, 90-46  
 Montana State W, 67-58  
 Sacramento State W, 80-69  
 Northern Arizona L, 80-78 OT  
 at Idaho State\* L, 74-73  
 %Montana Holiday tournament, Missoula  
 \*Big Sky tournament in Pocatello, Idaho



**LARRY KRYSWKOWIAK**



### 2004-05 (18-13) - LARRY KRYSWKOWIAK

at Gonzaga L, 78-62  
 at Western Kentucky L, 72-46  
 Cal State Northridge W, 90-80  
 Southern Utah W, 69-57  
 Santa Clara L, 77-75  
 at Southeast Missouri State W, 69-66  
 at Missouri L, 87-62  
 Montana Tech W, 62-44  
 at UC Santa Barbara L, 55-46  
 at San Francisco L, 79-58  
 at Stanford L, 84-66  
 Eastern Michigan W, 80-68  
 Rocky Mountain W, 73-67  
 at Idaho State W, 70-41  
 at Weber State L, 76-62  
 Montana State L, 62-60  
 Northern Arizona W, 83-79  
 Sacramento State W, 84-72  
 at Portland State L, 89-77  
 at Eastern Washington W, 68-58  
 Weber State W, 80-72  
 Idaho State W, 80-63  
 at Montana State L, 72-62  
 at Sacramento State L, 83-80  
 Eastern Washington W, 55-53  
 Portland State W, 79-65  
 at Northern Arizona W, 77-69  
 Eastern Washington\* W, 58-48  
 vs. Montana State\* W, 58-48  
 vs. Weber State\* W, 63-61  
 vs. Washington# L, 88-77

\*Big Sky tournament in Portland, Ore.  
 #NCAA tournament in Boise, Idaho

### 2005-06 (24-7) - LARRY KRYSWKOWIAK

at Boise State L, 90-69  
 at Loyola Marymount W, 81-75  
 Western Oregon W, 86-57  
 Utah Valley State W, 75-59  
 Stanford W, 88-69  
 Loyola Marymount W, 76-61  
 vs. Mississippi Valley State W, 81-57  
 at Drake W, 78-72 OT  
 UM-Western W, 110-71  
 at UC Riverside W, 77-67  
 at Santa Clara W, 67-56  
 UW-Milwaukee L, 78-74  
 Idaho State W, 80-76  
 Weber State W, 71-65  
 at Montana State W, 80-64  
 at Northern Arizona L, 83-80  
 at Sacramento State W, 73-71  
 Portland State W, 98-77  
 Eastern Washington W, 78-72  
 at Weber State L, 72-67  
 at Idaho State L, 95-70  
 Montana State W, 70-61  
 Sacramento State W, 84-79  
 Oral Roberts! W, 88-74  
 at Eastern Washington W, 68-46  
 at Portland State L, 93-92 OT  
 Northern Arizona W, 96-83  
 vs. Eastern Washington\* W, 73-71 OT  
 at Northern Arizona\* W, 73-60  
 vs. Nevada# W, 87-79  
 vs. Boston College# L, 69-56

!Bracket Busters  
 \*Big Sky tournament in Flagstaff, Ariz.

#NCAA tournament in Salt Lake City, Utah



**WAYNE TINKLE**



### 2006-07 (10-6, 17-15) - WAYNE TINKLE

MSU-Northern W, 83-42  
 at Utah Valley State L, 74-57  
 at Wyoming L, 76-71  
 vs. West Virginia% L, 73-56  
 vs. Virginia Tech% L, 77-56  
 vs. Minnesota% W, 72-65  
 Boise State W, 62-58  
 Western Kentucky L, 81-65  
 UC Riverside W, 72-65  
 South Dakota State W, 87-47  
 Montana Tech W, 92-63  
 at Oral Roberts L, 69-58  
 at Portland L, 61-58  
 at Portland State W, 80-74  
 at Eastern Washington L, 74-71  
 at Sacramento State L, 80-72  
 Montana State W, 73-65  
 Idaho State L, 79-69



# Scoring History – 2006-2011

Weber State W, 90-86 OT  
at Northern Arizona W, 74-71  
at Northern Colorado W, 68-51  
Portland State L, 70-68  
Eastern Washington W, 85-78  
Sacramento State W, 76-69  
at Montana State W, 72-63  
at Weber State L, 73-67  
Pacific! L, 78-77  
Northern Arizona L, 88-81  
Northern Colorado W, 85-64  
at Idaho State W, 72-71 OT  
Idaho State W, 70-63 OT  
Northern Arizona\* L, 78-71  
%Old Spice Classic in Orlando, Fla.  
!Bracket Busters  
\*Big Sky tournament in Ogden, Utah

## 2007-08 (14-16) - WAYNE TINKLE

Colorado State W, 75-39  
at Gonzaga L, 77-54  
MSU-Northern W, 72-47  
at South Dakota State W, 70-61  
at Washington State^ L, 66-55  
vs. Air Force^ W, 59-57  
vs. Mississippi Valley State^ W, 69-62  
Cal State-Fullerton L, 100-91  
Portland L, 58-57  
at Pacific L, 76-71 OT  
at Santa Clara L, 60-49  
at Cal State-Fullerton L, 79-76 OT  
Montana Tech W, 91-36  
at Montana State L, 74-58  
at Northern Arizona L, 72-64  
at Sacramento State W, 76-69  
Idaho State L, 56-54  
Weber State L, 68-67  
Eastern Washington W, 80-61  
at Northern Colorado W, 71-60  
at Portland State L, 70-68  
at Eastern Washington W, 59-57  
Montana State W, 88-76  
Sacramento State W, 90-57  
Northern Arizona L, 80-76  
at Weber State L, 76-67  
at Idaho State W, 72-63 (OT)  
Northern Colorado W, 81-66  
Portland State L, 108-56  
at Idaho State\* L, 67-65  
^Hispanic College Fund Challenge,  
Spokane, Wash.  
\*Big Sky Tournament in Pocatello, Idaho

## 2008-09 (17-12) WAYNE TINKLE

at Colorado State L, 85-55  
Montana-Western W, 75-67  
Mississippi Valley State W, 82-65  
at Duke L, 78-58  
at Utah Valley L, 82-75  
Santa Clara L, 71-68  
North Dakota W, 83-63  
Denver% W, 63-44  
Texas-Arlington% W, 67-65

at Fresno State W, 69-65  
at UC Riverside L, 58-53  
at Portland State L, 72-45  
at Washington L, 75-53  
Montana State W, 73-59  
Northern Arizona w, 62-61  
Sacramento State W, 80-63  
at Idaho State L, 77-67  
at Weber State L, 71-55  
at Eastern Washington W, 63-50  
Northern Colorado W, 68-59  
Portland State W, 72-65  
Eastern Washington W, 60-52  
at Montana State W, 78-63  
at Sacramento State W, 60-48  
at Northern Arizona W, 73-54  
Weber State L, 69-58  
Idaho State W, 79-64  
at Northern Colorado L, 67-57  
Montana State\* L, 56-54  
%Montana Holiday tournament, Missoula  
\*Big Sky tournament in Missoula, Mont.

## 2009-10 (22-10) - WAYNE TINKLE

North Dakota^ W, 61-37  
Boise State^ W, 95-82  
Loyola Marymount^ W, 64-63  
at Denver L, 56-49  
at Oregon W, 68-55  
at Washington L, 63-59  
Northern Arizona W, 71-54  
Northern Colorado L, 59-48  
at Loyola Marymount W, 82-73  
at Colorado State L, 62-61  
MSU-Northern W, 57-43  
UC Riverside W, 67-52  
Fresno State W, 59-56  
Great Falls W, 100-52  
at Idaho State L, 67-65  
at Weber State L, 64-56  
Eastern Washington W, 79-66  
Portland State W, 90-58  
Sacramento State W, 57-56  
at Montana State L, 61-52  
at Northern Colorado W, 64-62  
at Northern Arizona W, 84-64  
Weber State W, 75-61  
Idaho State W, 91-68  
at Portland State W, 81-76  
at Eastern Washington L, 69-68  
Sacramento State W, 86-58  
Montana State L, 73-67  
Northern Arizona\* W, 81-60  
Northern Colorado\*\* W, 68-63  
Weber State\*\* W, 66-65  
New Mexico# L, 62-57

^Karl Tyler Chevrolet Tournament, Missoula  
\*Big Sky Conference tournament, Missoula  
\*\*Big Sky Conference semi-final/final tourn.,  
Ogden, Utah  
#NCAA tournament, San Jose, Calif.

## 2010-11 (21-11) WAYNE TINKLE

at Nevada L, 81-66  
at Utah L, 80-71  
Montana Tech W, 78-51  
Idaho W, 75-33  
Cal State Fullerton W, 75-67  
Portland L, 58-54  
at UCLA W, 66-57  
Great Falls W, 85-50  
at San Francisco L, 50-48 (OT)  
Oregon State W, 71-66  
at Idaho W, 64-63  
at Cal State Fullerton W, 71-57  
Northern Arizona W, 83-80  
Weber State W, 75-56  
at Northern Colorado L, 63-45  
at Sacramento State W, 68-52  
Eastern Washington W, 66-47  
Portland State W, 77-70  
at Idaho State W, 75-65  
Montana State W, 75-61  
at Montana State W, 79-58  
at Weber State L, 68-52  
at Northern Arizona L, 70-53  
Sacramento State W, 64-44  
Northern Colorado W, 55-42  
Idaho State W, 71-52  
at Long Beach State^ L, 74-56  
at Portland State W, 85-84  
at Eastern Washington L, 59-55 (OT)  
vs. Weber State\* W, 57-40  
at Northern Colorado\* L, 65-60  
Duquesne% L, 87-76  
^BracketBusters  
\*Big Sky Conference Tournament  
% Zebra Pen CBI

## 2011-12 (25-7) - WAYNE TINKLE

at Colorado State L, 64-58  
University of Great Falls W, 60-59  
Idaho W, 57-52  
at San Diego W, 73-60  
at North Dakota L, 88-81 (OT)  
Long Beach State W, 73-71  
San Francisco L, 65-62  
at Oregon State L, 71-46  
Montana Tech W, 64-49  
Nevada L, 70-64  
at Portland W, 80-65  
Utah Valley W, 65-52  
Portland State W, 75-64  
Eastern Washington W, 79-71  
at Idaho State W, 68-44  
at Northern Arizona W, 78-53  
at Weber State L, 80-64  
Northern Colorado W, 76-58  
Sacramento State W, 85-56  
at Eastern Washington W, 74-60  
at Portland State W, 69-67  
at Montana State W, 67-58  
Idaho State W, 76-40  
at Northern Colorado W, 75-68



at Sacramento State	W, 67-58
Hawai'i^	W, 94-79
Northern Arizona	W, 78-60
Montana State	W, 57-47
Weber State	W, 66-51
Eastern Washington**	W, 74-66
Weber State**	W, 85-66
vs. Wisconsin#	L, 49-73
^BracketBusters	
**Big Sky Conference semi-final/final tourn.,	
Missoula	
#NCAA tournament, Albuquerque, N.M.	



Head Coach Blaine Taylor

### Non-University Opponents

All-Stars	3-0	McCaw Military Hospital	0-1
Anaconda Athletic Club	0-1	Meiji University (Japan)	1-0
A.S.T.R.P. Cadets	1-0	Mexico, University of	1-0
Athletes in Action	1-0	Miles City All-Stars	1-0
Barney's Independents	1-0	Missoula Athletic Association	1-0
Billings Polytechnic	3-0	Missoula High School	2-0
Billings Independents	1-0	Montana Intermountain	2-0
Bismark All-Stars	0-1	Montana Wesleyan	8-0
Butte All-Stars	1-0	Multnomah Athletic Club	1-0
Butte Cheerio Club	1-0	Muscatine, Iowa	0-1
Butte YMCA	2-0	Pocatello Athletic Club	0-1
Collegians	1-0	Polson Independents	4-0
Deerlodge Athletic Club	1-0	Preps	0-1
Denver Nuggets Independents	0-1	Olson's Swedes	0-2
Farragut Naval Base	3-2	Rustic Tavern Independents	1-0
Farragut Technical College	4-0	Salt Lake City YMCA	0-1
Fort Missoula	2-1	Spokane Athletic Club	0-1
Ft. George Wright	0-1	Spokane Desert Independents	0-1
Gary Independents	1-0	Spokane Silverloafs	1-0
Golden Bobcats	0-3	Sports Shop Independents	1-0
Great Falls Air Force	2-0	Standard Oil of Kalispell	1-0
Great Falls JC's	1-0	Stevensville All-Stars	1-0
Hamilton Lions Independents	1-0	Stevensville Independent	1-0
Harlem Globe Trotters	0-1	Tompson's Goodies	1-0
Helena All-Stars	2-0	Tzi Dal Tais	1-0
Helena Business College	2-0	UM Alumni	1-1
Helena High School	1-0	U.S. International	3-0
Hellers All-Stars (Indiana)	1-0	Walla Walla Air Base	0-1
Hiram Scott College	1-0	Whitefish Ramblers	1-0
House of David	1-4-1	Wichita Independents (Kansas)	1-0
Illinois Amateur Athletic Club	0-1	YMCA	3-0
Kalispell YMCA	1-0	Non-university record	77-28-1
Lawrence Technical College	0-1		





# Post-Season History





**The 2011-12 Montana Grizzlies** made their second NCAA appearance in three seasons and ninth overall trip to "The Big Dance."

The Grizzlies earned a 13 seed and an opportunity to play fourth-seeded Wisconsin.

The Badger's top-ranked scoring defense in the nation gave few open baskets and held the Griz to just 18-of-47 from the field on the way to a 73-49 win.

Junior guard Ryan Evans scored 18 points and All-American point guard Jordan Taylor added 17 to pace the Badgers.

Senior forward Art Steward had a big game on the national stage, he scored 18 points, but it wasn't enough to get the Griz into the game.

The trip to the tournament was a great ride.

Coach Wayne Tinkle's squad rode the momentum of a 14-game win streak to a 15-1 Big Sky record and regular season championship, Montana's first in a decade. The Grizzlies capitalized on home court advantage in the tournament and defeated Eastern Washington 74-66 in the semifinals.

In the championship game Montana faced Weber State and NBA lottery pick Damian Lillard, but the Grizzlies rolled to an 85-66 win.

Sophomore guard Kareem Jamar scored 23 points and seven assists on his way to the championship MVP. Junior forward Mathias Ward also scored 23 and eight rebounds to earn a spot on the all-tournament team.

Junior guard Will Cherry played all eighty minutes of the two Big Sky Tournament games. Cherry played a huge role defensively in the championship game. He matched up against Lillard and still contributed 13 points and six assists and was also named to the all-tourney team.



Mike Weisner, So. Forward

### 1974-75

- Montana 69, Utah State 63 (Western Division NCAA playoff, Pullman, Wash.)
- UCLA 64, Montana 67 (NCAA playoff, Portland, Ore.)
- UNLV 75, Montana 67 (NCAA playoff, Portland, Ore.)

### 1977-78

- Montana 70, Boise State 61 (Big Sky Semifinal, Missoula)
- Weber State 62, Montana 55 (OT) (Big Sky Championship, Missoula)

### 1978-79

- Weber State 98, Montana 71 (Big Sky Semifinal, Ogden, Utah)

### 1979-80

- Montana 63, Idaho 53 (Big Sky Semifinal, Ogden, Utah)
- Weber State 50, Montana 42 (Big Sky Championship, Ogden, Utah)

### 1980-81

- Montana 85, Montana State 64 (Big Sky Semifinal, Moscow, Idaho)
- Idaho 70, Montana 64 (Big Sky Championship, Moscow, Idaho)

### 1981-82

- Nevada 97, Montana 93 (2 OT's) (Big Sky Semifinal, Moscow, Idaho)

### 1982-83

- Weber State 54, Montana 53 (Big Sky Semifinal, Reno, Nev.)

### 1983-84

- Montana 69, Northern Arizona 54 (Big Sky Quarterfinal, Missoula)
- Montana 76, Montana State 64 (Big Sky Semifinal, Ogden, Utah)
- Nevada 71, Montana 69 (Big Sky Championship, Ogden, Utah)

### 1984-85

- Boise State 67, Montana 54 (Big Sky Quarterfinal, Boise, Idaho)
- UCLA 78, Montana 47 (1st Round N.I.T., Los Angeles, Calif.)

### 1985-86

- Montana 68, Idaho 60 (Big Sky Quarterfinal, Reno, Nev.)
- Montana 72, Weber State 68 (Big Sky Semifinal, Reno, Nev.)
- Montana State 82, Montana 77 (Big Sky Championship, Reno, Nev.)
- Texas Christian 76, Montana 69 (1st Round N.I.T., Missoula)

### 1986-87

- Idaho 63, Montana 62 (Big Sky Quarterfinal, Flagstaff, Ariz.)

### 1987-88

- Montana 77, Northern Arizona 72 (Big Sky Quarterfinal, Bozeman, Mont.)
- Montana State 60, Montana 54 (Big Sky Semifinal, Bozeman, Mont.)

### 1988-89

- Montana 87, Montana State 84 OT (Big Sky Quarterfinal, Boise, Idaho)
- Idaho 77, Montana 56 (Big Sky Semifinal, Boise, Idaho)

### 1989-90

- Montana State 69, Montana 57 (Big Sky Semifinal, Boise, Idaho)

### 1990-91

- Montana 109, Idaho State 97 (Big Sky Semifinal, Missoula)
- Montana 76, Idaho 68 (Big Sky Championship, Missoula)
- UNLV 99, Montana 65 (1st Round NCAA, Tuscon, Ariz.)

### 1991-92

- Montana 68, Idaho 52 (Big Sky Quarterfinal, Missoula)
- Montana 73, Nevada Reno 68 (Big Sky Semifinal, Missoula)
- Florida State 78, Montana 68 (1st Round NCAA, Boise, Idaho)



# Post Season Play

## 1992-93

- Idaho State 61, Montana (Big Sky Quarterfinal, Moscow, Idaho)

## 1993-94

- Idaho 74, Montana 63 (Big Sky Quarterfinal, Boise, Idaho)

## 1994-95

- Montana 83, Montana State 73 (Big Sky Semifinal, Ogden, Utah)
- Weber St. 84, Montana 62 (Big Sky Championship, Ogden, Utah)
- UTEP 90, Montana 60 (1st Round N.I.T., El Paso, Texas)

## 1995-96

- Idaho 72, Montana 67 (Big Sky Quarterfinal, Bozeman, Mont.)

## 1996-97

- Montana 81, Weber State 56 (Big Sky Semifinal, Flagstaff, Ariz.)
- Montana 82, CS Northridge 79 (Big Sky Championship, Flagstaff, Ariz.)
- Kentucky 92, Montana 54 (1st Round NCAA Tournament, Salt Lake City, Utah)

## 1997-98

- Montana State 68, Montana 60 (Big Sky Quarterfinal, Flagstaff, Ariz.)

## 1999-00

- Cal State Northridge 66, Montana 53 (Big Sky Quarterfinal, Missoula)

## 2001-02

- Montana 82, N. Arizona 64 (Big Sky Quarterfinal, Bozeman, Mont.)
- Montana 70, Montana State 68 (Big Sky Semifinalm Bozeman, Mont.)
- Montana 70, E. Washington 66 (Big Sky Championship, Bozeman, Mont.)
- Oregon 81, Montana 62 (1st Round NCAA Tournament, Sacramento, Calif.)

## 2002-03

- Sacramento State 88, Montana 75 (Big Sky Quarterfinal, Missoula)

## 2003-04

- Idaho State 74, Montana 73 (Big Sky Quarterfinal, Pocatello, Idaho)

## 2004-05

- Montana 58, Eastern Washington 48 (Big Sky Quarterfinal, Missoula)
- Montana 79, Montana State 67 (Big Sky Semifinal, Portland, Ore.)
- Montana 63, Weber State 61 (Big Sky Championship, Portland, Ore.)
- Washington 88, Montana 77(1st Round NCAA Tournament, Boise, Idaho)

## 2005-06

- Montana 73, Eastern Washington 71 (Big Sky Semifinal, Flagstaff, Ariz.)
- Montana 73, Northern Arizona 60 (Big Sky Championship, Flagstaff, Ariz.)
- Montana 87, Nevada 79 (1st Round NCAA Tournament, Salt Lake City, Utah)

- Boston College 69, Montana 56 (2nd Round NCAA Tournament, Salt Lake City, Utah)

## 2006-07

- Montana 70, Idaho State 63 (Big Sky Quarterfinal, Missoula)
- Northern Arizona 78, Montana 71 (Big Sky Semifinal, Ogden, Utah)

## 2007-08

- Idaho State 67, Montana 65 (Big Sky Quarterfinal, Pocatello, Idaho)

## 2008-09

- Montana State 56, Montana 54 (Big Sky Quarterfinal, Missoula)

## 2009-10

- Montana 81, Northern Arizona 60 (Big Sky Quarterfinal, Missoula)
- Montana 68, Northern Colorado 63 (Big Sky Semifinal, Ogden, Utah)
- Montana 66, Weber State 65 (Big Sky Championship, Ogden, Utah)
- New Mexico 62, Montana 57(1st Round NCAA Tournament, San Jose, Calif.)

## 2010-11

- Montana 57, Weber State 40 (Big Sky Semifinal, Greeley, Colo.)
- At Northern Colorado 65 Montana 60 (Big Sky Championship, Greeley, Colo.)
- Duquesne 87 at Montana 76 (Zebra Pen CBI) (Missoula)

## 2011-12

- Montana 74, Eastern Washington 66 (Big Sky Semifinal, Missoula)
- Montana 85, Weber State 66 (Big Sky Championship, Missoula)
- Wisconsin 73, Montana 49 (1st Round NCAA Tournament, Albuquerque, N.M.)



Jordan Gregory, So. Guard



# 122 TEAMS. 61 GAMES. FOR THE ELEVENTH TIME.



A total of 122 teams – representing 15 collegiate athletic conferences – will compete in the two-day event (February 22-23), with the entire BracketBusters slate of matchups to be announced in late January.

Of the 61 games, 13 will be televised, with 5 contests on ESPN2, 4 will be aired on ESPNU and 4 on ESPN3. Please consult local listings for start times.

## HOME TEAMS

Vermont, Eastern Washington, Idaho State, Montana State, Portland State, Southern Utah, Campbell, High Point, Liberty, Presbyterian, UNC-Asheville, Winthrop, Cal Poly, Hawaii, Long Beach State, UC Davis, UC Santa Barbara, Loyola, Univ. of Illinois Chicago, Valparaiso, Wright State, Youngstown State, Fairfield, Marist, Niagara, Rider, Siena, Akron, Buffalo, Eastern Michigan, Northern Illinois, Toledo, Western Michigan, Hampton, Drake, Indiana State, Northern Iowa, Southern Illinois, Wichita State, Tennessee Tech, Tennessee State, UT-Martin, SE Missouri State, Murray State, Belmont, College of Charleston, Western Carolina, Davidson, Central Arkansas, Lamar, Oral Roberts, Texas A&M-CC, IPFW, IUPUI, Nebraska Omaha, Oakland, Western Illinois University, Utah State, UT-San Antonio, UT-Arlington and Saint Mary's.

## AWAY TEAMS

Albany, Montana, Northern Arizona, North Dakota, Northern Colorado, Sacramento State, Weber State, Charleston Southern, Coastal Carolina, Gardner-Webb, Longwood, Radford, VMI, Cal State-Fullerton, Cal State-Northridge, UC Irvine, UC Riverside, Pacific, Cleveland State, Detroit, Green Bay, Milwaukee, Canisius, Iona, Loyola, Manhattan, Saint Peter's, Ball State, Bowling Green, Central Michigan, Kent State, Miami, Ohio, Morgan State, Savannah State, Bradley, Creighton, Evansville, Illinois State, Missouri State, Austin Peay, Eastern Illinois, Eastern Kentucky, Jacksonville State, Morehead State, SIU-Edwardsville, The Citadel, McNeese State, Nicholls State, Northwestern State, Sam Houston State, Southeastern Louisiana, Stephen F. Austin, UMKC, North Dakota State Univ., South Dakota State Univ., Univ. of South Dakota, Texas State, Denver, Idaho and Loyola Marymount.

**ESPN**

**ESPN 2**

**ESPN 3**





# The University of Montana





UM offers 14 intercollegiate programs in men's and women's basketball, men's and women's cross country, indoor track and field, outdoor track and field, football, women's golf, women's soccer, men's and women's tennis and women's volleyball. UM plans to compete in women's softball in the spring of 2014.

The Grizzlies/Lady Griz compete at the NCAA Division I level and are eligible for postseason competition, except for football, which competes in the NCAA Football Championship Subdivision (formerly called Division I-AA), which employs a 16-team playoff system.

Montana is a charter (1963) member of the Big Sky Conference, headquartered in Ogden, Utah. There are now 11 schools in the Big Sky Conference plus two football only schools, Cal Poly and UC Davis. The 11 schools are: Eastern Washington, Idaho State, Montana, Montana State, Northern Arizona, Portland State, Sacramento State, Weber State, Northern Colorado and new for the 2011-12 season, North Dakota and Southern Utah.

### ADMINISTRATION



**Royce Engstrom**  
UM President



**Kent Haslam**  
Athletic Director



**Jean Gee**  
Associate Athletic  
Director, SWA



**Christie Anderson**  
Assistant A.D.  
Marketing



**James Gibson**  
Assistant A.D.  
Fiscal Operations



**Dave Guffey**  
Associate A.D. for  
Communications



**Chuck Maes**  
Associate A.D.  
Internal Operations



**Colleen Marks**  
Assistant to the  
A.D.



**Brynn Molloy**  
Assistant Director  
Grizzly Scholarship  
Association



**Dennis Murphy**  
Head Certified  
Athletic Trainer



**Rob Stack**  
Director of Equipment  
Operations, HAEC



**Greg Sundberg**  
Executive Director  
Grizzly Scholarship  
Assoc.



**Charlie Woida**  
Director of  
Strength and  
Performance



### HEAD COACHES



**Steve Ascher**  
Women's Tennis



**Courtney Babcock**  
Cross Country



**Mick Delaney**  
Football



**Emily Milberger**  
Women's Golf



**Mark Plakorus**  
Women's Soccer



**Kris Nord**  
Men's Tennis



**Brian Schweyen**  
Track and Field



**Robin Selvig**  
Women's Basketball



**Wayne Tinkle**  
Men's Basketball



**Jerry Wagner**  
Women's Volleyball



# Assistant Coaches / Staff Directory

## ASSISTANT COACHES



**Scott Gragg**  
Football



**Adam Bork**  
Track & Field



**Sophie Clough**  
Soccer



**Trish Duce**  
Women's  
Basketball



**Justin  
Green**  
Football



**Ty Gregorak**  
Football



**Kefense  
Hynson**  
Football



**Jono  
Metzger-Jones**  
Men's Basketball



**Rob Oviatt**  
Football



**Freddie  
Owens**  
Men's Basketball



**Lauren  
Robertson**  
Soccer



**Annette  
Rocheleau**  
Women's  
Basketball



**Kerry Rupp**  
Men's  
Basketball



**Gina  
Schmidt**  
Volleyball



**Shannon  
Schweyen**  
Women's  
Basketball



**Legi  
Suiaunoa**  
Football



**Allison  
Lawrence**  
Volleyball



**Vicky Pounds**  
Track & Field



**Aric  
Williams**  
Football

## Athletic Department Directory

**ATHLETIC DEPARTMENT MAIN LINE**  
(406 AREA CODE; 243- exchange)..... 4749

**ADAMS CENTER TICKET OFFICE**  
Local Box Office..... 4051  
Toll Free ..... 1-888-MONTANA

**ADMINISTRATION**  
Jean Gee, Assoc. Athletic Director ..... 5370  
James Gibson, Asst. A.D., Fiscal Ops..... 6926  
**Kent Haslam, Athletic Director ..... 5348**  
Jim Lopach, NCAA Faculty Rep ..... 4829  
Colleen Marks, Asst. to the A.D. .... 6472

**ADMINISTRATIVE SUPPORT**  
Heather Alexander, Business Office ..... 5990  
Suzi Walsh, Admin. Assistant ..... 5435  
Laurel Hanson, Compliance ..... 5729  
Grace Harris, Academic Advisor ..... 4420  
Aaron Heiner, Computer Technician ..... 5489  
Paul Hengel, Facilities Assistant..... 2214  
Stacey Kahler, A.D. Admin. Asst..... 5348  
Ryan Martin, Athletic Business Mgr..... 5404  
Jennifer Zellmer-Cuarsema,  
Academic Advisor..... 2600

**ATHLETIC DEVELOPMENT**  
**Kent Haslam, Assoc. A.D., Develop..... 6294**

**ATHLETIC PERFORMANCE CENTER**  
Asst. Director, TBA..... 4085  
**Charlie Woida, Director..... 4085**

**CROSS COUNTRY**  
**Courtney Babcock, Head Coach ..... 5420**

**FOOTBALL**  
Ross Brunelle, Video Coordinator/  
Assistant Special Teams..... 2969  
Linda Cardinal, Program Coordinator ..... 2969  
**Mick Delaney, Head Coach ..... 2969**  
Roland Ford, Dir. of FB Operations..... 2969  
Scott Gragg, Co-Off. Coord./OTs ..... 5377  
Justin Green, Running Backs..... 6101  
Ty Gregorak, Def. Coord./Linebackers..... 5391  
Kefense Hynson, Co-Off. Coord..... 2969  
Rob Oviatt, Strength & Conditioning ..... 4498  
Leggie Suiaunoa, Defensive Line ..... 5383  
Aric Williams, Cornerbacks..... 5368

**GRIZZLY SCHOLARSHIP ASSOCIATION**  
Colleen McChesney, Admin. Assistant..... 6487  
Brynn Molloy, Assistant Director ..... 5405  
Cyndi Steigers, Receptionist..... 6481  
**Greg Sundberg, Executive Director ..... 6481**

**HACKNEY ATHLETIC EQUIPMENT CENTER**  
Misti Battaiola, Asst. Equipment Mgr..... 6969  
Doug Sirois, Asst. Equipment Manager..... 6969  
**Rob Stack, Dir. of Equipment Ops. .... 4351**

**INTERNAL OPERATIONS**  
**Chuck Maes, Assoc. Athletic Director..... 2213**  
Sue DeMers, Events Coordinator ..... 2233  
Tia Fluri, Events Coordinator ..... 2222  
Janie Haight, Events Coordinator ..... 2202

**MARKETING & PROMOTIONS/SPIRIT SQUAD**  
**Christie Anderson, Assistant A.D. .... 4336**  
Sarah Bigelow, Marketing Assistant ..... 2696  
Brent Reser, New Media Director..... 2250

**MEN'S BASKETBALL**  
Bill Evans, Assistant Coach ..... 5399  
Jono Metzger-Jones, Assistant Coach..... 5366  
Freddie Owens, Assistant Coach..... 5408  
Kerry Rupp, Assistant Coach ..... 5399  
**Wayne Tinkle, Head Coach ..... 5334**  
Julie Tonkin, Program Coordinator..... 5334

**RHINEHART ATHLETIC TRAINING CENTER**  
Drew Babcock, Assistant Certified  
Athletic Trainer ..... 6362  
Karla Judge, Assistant Certified  
Athletic Trainer ..... 6362  
**Dennis Murphy, Head Certified  
Athletic Trainer..... 6362**  
J.C. Weida, Associate Certified  
Athletic Trainer ..... 6362

**SPORTS INFORMATION**  
Alyse Bekus, Intern..... 5414  
Joel Carlson, Asst. S.I.D. .... 5414  
**Dave Guffey, Assoc. A.D. .... 5402**  
Renee Valley, Media Editor ..... 6899  
Jerek Wolcott, Staff..... 801-367-4004

**TENNIS**  
**Steve Ascher, Head Women's Coach ..... 9436**  
**Kris Nord, Head Men's Coach..... 5410**

**TRACK & FIELD**  
Adam Bork, Assistant Coach ..... 5423  
Vicky Pounds ..... 5423  
**Brian Schweyen, Head Coach..... 5413**

**VOLLEYBALL**  
Allison Lawrence, Assistant Coach ..... 5165  
Gina Schmidt, Assistant Coach..... 1582  
**Jerry Wagner, Head Coach..... 5411**

**WOMEN'S BASKETBALL**  
Trish Duce, Assistant Coach ..... 5779  
Annette Rocheleau, Assistant Coach ..... 5941  
Shannon Schweyen, Assistant Coach ..... 5338  
**Robin Selvig, Head Coach..... 5334**  
Julie Tonkin, Admin. Assistant ..... 5334

**WOMEN'S GOLF**  
**Emily Milberger ..... 4377**

**WOMEN'S SOCCER**  
Sophie Clough, Assistant Coach..... 4397  
**Mark Plakorus, Head Coach..... 6624**  
Loren Robertson, Assistant Coach..... 4378



WASHINGTON-GRIZZLY STADIUM AT JOHN HOYT FIELD



Washington-Grizzly Stadium accommodates 25,217 fans.

DAHLBERG ARENA



Dahlberg Arena has a seating capacity of 7,321.

WEST AUXILIARY GYM (WAG)



The West Auxiliary Gym (WAG) has seating for 1,000 volleyball fans.

ATHLETIC PERFORMANCE CENTER



The 7,000-square foot Athletic Performance Center is home to the Griz student-athletes and is geared to enhance the overall athletic performance of the teams.



# Athletic Facilities

## UM GOLF COURSE




The UM Golf Course is home to the Lady Griz golf and men's and women's cross country teams and is also open to the public. It is a nine-hole course and the oldest course in Missoula, established in 1924.

## ROBERT O. LINDSAY TENNIS CENTER



Lindsay Tennis Center, home of Griz Tennis.

## GRIZZLY POOL



As part of UM Campus Recreation, the Grizzly swimming pool has seven lanes, a weight room and sauna.

## ADAMS CENTER Adams Center, home of the Grizzly Athletic Department.



## DORNBLASER STADIUM



Dornblaser Stadium is home to track and field.

## SOUTH CAMPUS SOCCER STADIUM



South Campus Soccer Stadium has seating for 1,000 soccer fans.





**Heather Alexander**  
Account Associate



**Drew Babcock**  
Athletic Trainer



**Alyse Backus**  
Sports Information



**Misti Battaiola**  
Asst. Equipment Mgr.



**Sarah Bigelow**  
Marketing Assistant



**Linda Cardinal**  
Football Program Coord



**Joel Carlson**  
Assistant S.I.D.



**Jenny Carr**  
Cheer Coach



**Sue DeMers**  
Internal Operations/  
WGS Suite Services



**Tia Fluri**  
Internal Ops Asst.



**Roland Ford**  
Dir. of FB Operations



**Janie Haight**  
Events Coordinator,  
Internal Operations



**Laurel Hanson**  
Compliance Assistant



**Aaron Heiner**  
Computer Technician



**Paul Hengel**  
Facilities Assistant,  
Internal Operations



**Karla Judge**  
Athletic Trainer



**Stacey Kahler**  
Admin. Asst., A.D.



**Ryan Martin**  
Athletic Business Mgr.



**Nate Michael**  
Video Production Coord.



**Colleen O'Brien**  
GSA Admin. Asst.



**Brent Reser**  
New Media Director



**Megan Riley**  
Dance Team Coach



**Doug Sirois**  
Asst. Equipment Mgr.



**Cyndi Steigers**  
GSA Receptionist



**Julie Tonkin**  
Basketball Prog. Coord.



**Renee Valley**  
Sports Information  
Media Editor



**J.C. Weida**  
Athletic Trainer



**Jerek Wolcott**  
Sports Information



**Jennifer Zellmer-Cuaresma**  
Athletic Academic Advisor

