

2010 – 2011 Montana Grizzlies Schedule

Date	Day	Opponent	Time#
November 4	Thurs.	Lewis Clark St. (Exhibition)	7:05 p.m.
November 13	Sat.	@ Nevada	3:05 p.m.
November 17	Wed.	@Utah	7:00 p.m.
November 19	Fri.	Montana Tech	3:05 p.m.
November 22	Mon.	Idaho	7:05 p.m.
November 30	Tues.	Fullerton	7:05 p.m.
December 3	Fri.	Portland	7:05 p.m.
December 5	Sun.	@ UCLA	TBA
December 12	Sun.	@Univ. of San Francisco	2:00 p.m.
December 15	Wed.	Oregon State	7:05 p.m.
December 18	Sat.	@ Idaho	8:05 p.m.
December 22	Wed.	@ Fullerton	8:05 p.m.

Big Sky Conference Games

December 29	Wed.	Northern Arizona*	1:05 p.m.
December 31	Fri.	Weber State*	1:05 p.m.
January 6	Thurs.	@Northern Colorado*	7:05 p.m.
January 8	Sat.	@ Sacramento State*	8:05 p.m.
January 13	Thurs.	Eastern Washington*	7:05 p.m.
January 15	Sat.	Portland State*	7:05 p.m.
January 20	Thurs.	@Idaho State*	7:05 p.m.
January 22	Sat.	Montana State* (KPAX-TV)	7:05 p.m.
January 29	Sat.	@Montana State* (KPAX-TV)	7:05 p.m.
February 3	Thurs.	@Weber State*	7:05 p.m.
February 5	Sat.	@Northern Arizona*	6:35 p.m.
February 10	Thurs.	Sacramento State*	7:05 p.m.
February 12	Sat.	Northern Colorado*	7:05 p.m.
February 16	Wed.	Idaho State*	7:05 p.m.
February 19	Sat.	@Bracket Buster/Opp. TBA	TBA
February 24	Thurs.	@Portland State*	8:05 p.m.
February 26	Sat.	@Eastern Washington* (Altitude TV)	8:05 p.m.
March 5	Sat.	BSC Quarterfinals (@host school)	TBA
March 8/9	Tues./Wed.	BSC Semi-finals and Finals (hosted by regular-season winner)	TBA

BOLD INDICATES HOME GAME

*Big Sky Conference game

#Times Mtn. Subject to change

Senior Center Brian Qvale



Table of Contents

Basketball Facts.....	2	Freshman Forward Taylor Farnsworth.....	37
Hall of Fame.....	3	Freshman Forward Kareem Jamar.....	38
Media.....	4	Freshman Forward Mike Weisner.....	39
Media & Sports Information.....	5	Freshman Forward Billy Reader.....	40
Media Team Roster.....	6	2009-10 Results and Box Scores.....	43-54
Adams Center/Dahlberg Arena.....	7	2010-11 Opponents.....	55-63
Mascot.....	8	<i>Non-Conference</i>	
2010-2011 Season Preview.....	9-12	Nevada, Utah, Montana Tech.....	56
Coaching Staff.....	13-18	Idaho, Cal State Fullerton, Portland.....	57
Head Coach Wayne Tinkle.....	14-15	UCLA, Great Falls, San Francisco.....	58
Assistant Coaches.....	16-18	Oregon State.....	59
Coaching History.....	19-20	<i>Big Sky Conference</i>	
2010-11 Montana Grizzlies.....	21-42	Northern Arizona.....	59
<i>Grizzly Returners:</i>		Weber State, Northern Colorado.....	60
Senior Center Brian Qvale.....	22-23	Sacramento State, Eastern Washington.....	61
Junior Guard Shawn Stockton.....	24-25	Portland State, Idaho State.....	62
Junior Forward Derek Selvig.....	26-27	Montana State.....	63
Sophomore Guard Will Cherry.....	28-29	Bracket Busters.....	63
Sophomore Guard Mathias Ward.....	30-31	Opponent History.....	64
Freshman Forward Eric Hutchison.....	32	Big Sky Conference.....	65-68
<i>New Grizzlies:</i>		Griz Leaders.....	69-76
Junior Forward Art Steward.....	33	Post-Season History.....	77-80
Junior Guard Jordan Wood.....	34	Griz Award Winners and Lettermen.....	81-88
Sophomore Guard Chase Adams.....	35	All-Time Results.....	89-103
Freshman Guard Vaughn Autry.....	36	Head Coaches, Facilities, Staff.....	104-108

2009-10 RESULTS

2009-10 record	22-10
Home	14-2
Away	7-7
Neutral.....	1-1
2009-10 Big Sky record.....	10-6
.....	(3rd, tie)
Home	6-2
Away	4-4



GENERAL INFORMATION/BB QUICK FACTS

Name	The University of Montana
Founded.....	Feb. 17, 1893
President	Dr. Royce Engstrom
Athletic Director.....	Jim O'Day
Athletic Dept. Phone.....	406-243-5331
Enrollment.....	15,642
Nickname	Grizzlies
Colors.....	Maroon and Silver
Arena.....	Dahlberg Arena (7,500)
Affiliation.....	NCAA Division I
Conference	Big Sky
2010-11 Returning Starters	2
2010-11 Returning Lettermen	5
2010-11 JC Signees.....	3
2010-11 Prep Additions.....	5
2010-11 Returning Redshirts.....	1
2009-10 Starters Lost	3
2009-10 Lettermen Lost.....	6

COACHING STAFF

Head Coach.....	Wayne Tinkle (Montana (2005)
Record at UM.....	70-53 overall/39-25 Big Sky (four seasons)
Tinkle Overall record.....	same
Assistant Coach	Bill Evans (Southern Utah, 1972)
Assistant Coach	Andy Hill (Eastern Washington, 2000)
Assistant Coach	Freddie Owens (Wisconsin, 2004)
Administrative Assistant	Julie Tonkin
BB Phone	406-243.5334
BB E-mail.....	tonkinjr@mso.umt.edu

2009-10 SEASON LEADERS (RETURNEE BOLD FACE)

Points/Avg.	Anthony Johnson, G, 615 (19.2 ppg)
Rebounds.....	Brian Qvale, C, 174 (7.1 rpg)
Assists.....	Anthony Johnson, G, 95 (3.0 apg)
Steals.....	Will Cherry, G, 61 (1.9 stl pg)
Blocks	Brian Qvale, C, 52 (1.8 blk pg)

GRIZ BASKETBALL HISTORY

First Year	1901-02
All-Time Record.....	1,296 - 1,154 (.529)
National Tournament appearances.....	11
NCAA Tournament appearances.....	8
.....	1975, 1991, 1992, 1997, 2002, 2005, 2006, 2010
Regular-season Big Sky titles	6
.....	1975, 1978, 1991, 1992, 1995, 2000
Post-season Big Sky titles	7
Big Sky Tournament appearances	30
Last Big Sky Tournament appearance.....	2009-10
(Defeated Weber State 66-65 in championship game in Ogden, Utah)	

QUICK FACTS: GRIZZLY BASKETBALL

DID YOU KNOW THAT THE MONTANA GRIZZLIES...

- Have advanced to the NCAA Tournament eight times?
- Have been in the NCAA Tournament three of the last six years and advanced to the second round in 2006 with an 87-79 win over 20th ranked Nevada?
- Have had 39 players play professional basketball since the 1974-75 season?
- Junior center Brian Qvale was ranked 47th in the nation in blocks (2.0 per game)?
- Has three of the top eight shot blockers in league history in all-time leader Daren Engellant (212), Larry McBride (fifth, 162), and Qvale (eighth, 150).
- At one time had Jud Heathcote, Jim Brandenburg, Mike Mike Montgomery, Stew Morrill, Blaine Taylor were the head mentors of the Grizzlies?
- Were ranked ninth in the nation in three-point field goal percentage in 2009-10 at 39.9% (210-of-526)?
- Have qualified for the Big Sky Conference's post-season tournament 31 times?
- Guard Anthony Johnson's 42-point effort against Weber State in the league's post-season tourney title game against Weber State last year was eighth highest total in Division 1?
- Johnson (AJ) was ranked 22nd in the nation in free throw percentage (87.4%, 202-of-231).
- AJ was 42nd in the country in scoring at 19.2 ppg?
- Griz head coach Wayne Tinkle is one of 15 Division 1 head coaches who scored 1,500 points in their college careers?
- Were ranked 12th in the nation in field goal percentage a year ago at 48.3% (791-of-1636)?
- Have had players named Academic All-American 10 times since the 1980 season, and the Big Sky has had 22 total players receive that honor since that time?
- True freshman Will Cherry was ranked 52nd in the nation in steals with 1.9 per contest?
- Cherry set a Big Sky post-season tourney record with 9 steals in three games?
- Were ranked 29th in the country in scoring defense last season, allowing 61.3 points a game?
- Defeated 17th-ranked Stanford 70-68 in Palo Alto in 2002?
- Were ranked 38th in Division 1 a year ago in scoring margin at +8.4 points a game?



BASKETBALL HALL OF FAME

NAME	YEARS PLAYED	HOMETOWN
Roy McPhail	1905-1908	New Chicago, Mont.
Arthur Bishop	1907-1909	Missoula, Mont.
Ray Hamilton	1907-1909	Missoula, Mont.
Edwin Cummins	1913-1916	Helena, Mont.
Ernest Prescott	1914; 1916; 1918	Missoula, Mont.
William Larkin	1917-1918; 1920-1921	Red Lodge, Mont.
George Dahlberg	1923-1925	Butte, Mont.
Edward Illman	1924-1926	Missoula, Mont.
Sam Kain	1926-1928	Helena, Mont.
Edward Chinske	1928-1930	Michigan City, Ind.
Billy LeRoy Rohlfss	1929-1931	Salem, S.D.
William Lazetich	1937-1939	Anaconda, Mont.
Bernard Ryan	1938-1940	Billings, Mont.
William DeGroot	1940-1942	Livingston, Mont.
(INDUCTED FEBRUARY 15, 1951)		
Louis Rocheleau	1946-1949	Missoula, Mont.
Richard Carstensen	1947-1950	Helena, Mont.
Robert Cope	1947-1950	Missoula, Mont.
Ed Wenger	1906-1908	Anaconda, Mont.
(INDUCTED MARCH 1, 1955)		
John Eaheart	1948-1950	Missoula, Mont.
Harold Sherbeck	1951-1952	Big Sandy, Mont.
Robert Sparks	1950-1952	Missoula, Mont.
Edward Anderson	1951-1954	Missoula, Mont.
Fred Whistler	1912-1913	Missoula, Mont.
(INDUCTED APRIL 1, 1957)		
Rudolph Rhoades	1955-1957	Kalispell, Mont.
Russell Sheriff	1956-1958	Helena, Mont.
Daniel Balko	1958-1960	Great Falls, Mont.
Robert O'Billovich	1960-1962	Butte, Mont.
Charles Burgess	1941-1943	Dillon, Mont.
(INDUCTED NOVEMBER 27, 1967)		
Timothy Aldrich	1962-1964	Missoula, Mont.
Raymond Lucien	1961-1963	Baton Rouge, La.
(INDUCTED JANUARY 28, 1971)		
Charles G. Miller	1936-1938	Anaconda, Mont.
Dave Gustafson	1968-1970	Vaughn, Mont.
(INDUCTED FEBRUARY 24, 1979)		
Allan Nielsen	1976-1979	Westby, Mont.
Ray Howard	1954-1957	Helena, Mont.
Jim Powell	1957-1959	Missoula, Mont.
Dan Sullivan	1960-1962	Butte, Mont.
(INDUCTED FEBRUARY 16, 1980)		
Naseby Rhinehart Sr.	1933-1935	Milwaukee, Wisc.
Rae Greene	1939-1941	Chicago, Ill.
Charles Moses	1946-1948	Midwest, Wyo.
John Creek	1946-1948	Dillon, Mont.
Charles Davis	1947; 1952-1953	Dillon, Mont.
Edward Argenbright	1954-1956	Cut Bank, Mont.
Bill "Biff" Hall	1939-1941	Sioux Falls, S.D.
Eric Hays	1973-1975	Junction City, Ore.
Steve Lowry	1961-1963	Red Lodge, Mont.
(INDUCTED JANUARY 24, 1981)		
Ken McKenzie	1972-1975	Port Coquitlam, B.C.
Mike Murray	1972-1973	Seattle, Wash.
(INDUCTED FEBRUARY 27, 1982)		
Jim Graham	1946-1949	Columbus, Mont.

Robin "Bo" Selvig 1971-1974 Outlook, Mont.
(INDUCTED FEBRUARY 19, 1983)

Ben DeMers 1973-1976 Missoula, Mont.
(INDUCTED FEBRUARY 14, 1984)

Micheal Ray Richardson 1975-1978 Denver, Colo.
(INDUCTED FEBRUARY 23, 1985)

ATHLETIC HALL OF FAME - BASKETBALL ATHLETES

Harry Adams 1915-16; 1919-20 Aberdeen, Wash.
Bob Cope 1946-50 Missoula, Mont.
George "Jiggs" Dahlberg 1921-25; Butte, Mont.
Head Basketball Coach 1937-42 and 1944-55
William "Wild Bill" Kelly 1924-26 Missoula, Mont.
Larry Krystkowiak 1983-86 Missoula, Mont.
Naseby Rhinehart, Sr. 1932-35 Milwaukee, Wisc.
Russell Sweet 1924-26 Miles City, Mont.

(INDUCTED SEPT. 3, 1993)

Bob O'Billovich 1959-62 Butte, Mont.
(INDUCTED SEPT. 2, 1994)

Jack Swarthout 1939-41 Prosser, Wash.
(INDUCTED NOV. 3, 1995)

Head Coach Jud Heathcote 1971-76 Spokane, Wash.
(INDUCTED OCT. 26, 1996)

Micheal Ray Richardson 1974-78 Denver, Colo.
Robin Selvig 1970-74 Outlook, Mont.
(INDUCTED FEB. 9, 2001)

Derrick Pope 1980-83 Aurora, Colo.
Hal Sherbeck 1950-51 Big Sandy, Mont.
(INDUCTED OCT. 21, 2005)

1974-75 Basketball Team
Ed Anderson 1951-54 Missoula, Mont.
(INDUCTED NOV. 12, 2010)

Editor's Note: Montana's Basketball, Football and Track and Field Hall of Fames have all been replaced with the Grizzly Athletic Hall of Fame, inaugurated in the fall of 1993. Members of the Basketball Hall of Fame who have been inducted into the Grizzly Athletic Hall of Fame include: Harry Adams, Bob Cope, George "Jiggs" Dahlberg, Naseby Rhinehart, Larry Krystkowiak, and Russell Sweet, all inducted in 1993, Bob O'Billovich, inducted in 1994, and Micheal Ray Richardson and Robin Selvig, inducted in 2001.




Head Coach Jud Heathcote, inducted Oct. 26, 1996

**KGVO RADIO AND KXGZ-FM
THE VOICE OF THE GRIZZLIES MICK HOLIEN**

Mick Holien is in his 19th year as the "Voice of the Grizzlies" and his 27th season overall as the play-by-play announcer at The University of Montana for KXGZ Radio (Griz Country 101.5 FM) and KGVO Radio (1290 AM).

He has been selected the National Sportswriters and Sports Broadcasters Association's "Montana Sports Broadcaster of the Year" nine times. Holien resides in Polson. Mick has two children, a son, Chris, and a daughter, Stephanie Landers, and two step-children, Eric Olson and Breanne Loewen, and four grandchildren.



**HOME COURT COLOR COMMENTATOR
GREG SUNDBERG**

Greg Sundberg is going into his ninth season at the Grizzly Scholarship Association (GSA) and is in his sixth season as the executive director. He is entering his fourth year as basketball color commentator for all home games.

Greg graduated from UM with a Bachelor of Science degree in business administration with a minor in communications and a Masters degree in business administration. He and his wife Jaclyn have a son, Drew.



**MISSOULIAN
BOB MESEROLL, SPORTS EDITOR**

Bob Meseroll is in his 20th year as the sports editor of the Missoulian and has been the Grizzly basketball beat writer for the past 14 seasons.

Meseroll, a native of New Jersey, graduated from the University of Wisconsin in 1981. Prior to joining the Missoulian's staff, Meseroll worked at the Billings Gazette, Idaho Falls Post-Register and Miles City Star.



Missoulian

**KPAX-TV
DEREK BUERKLE, SPORTS DIRECTOR**

Derek Buerkle became the sports director at KPAX in the summer of 2010 and has spent his first season as the television play-by-play announcer for Montana Grizzly football. He previously worked as the KPAX weekend sports anchor and Grizzly sideline reporter for the past 3 seasons.

Derek grew up in Big Timber, Montana, and graduated from Sweet Grass County High School in 2002. He then came to the University of Montana and received a bachelor's degree in broadcast journalism in 2006.



INTERVIEWS

All player and coaching staff interviews must be made through Dave Guffey at least one day in advance to assure a time slot. Players and coaches are not available before games.

SERVICES

The UM Sports Information Department provides rosters, releases and updated statistics prior to every game at the Dahlberg Arena press row. Printed box scores will also be available for media during and immediately following the completion of home games. A complete box score will be faxed and e-mailed to media outlets and competing schools after the conclusion of each match.

PARKING

Parking passes will be issued to media upon request.

PHOTOGRAPHERS

Photographers are limited to the marked areas along sidelines and baselines in accordance with NCAA guidelines. Photographers will not be allowed in team bench areas or behind the official scorer's table.

PRACTICES

Media is allowed at Griz basketball practice when proper notice has been given. Please call (406-243-5402) or e-mail (guffeydb@mso.umt.edu) Dave Guffey to check practice status (open or closed), as well as time and location.

POSTGAME

Following a 10-minute cooling-off period, head coach Wayne Tinkle and Grizzly basketball players will be available to the media. Interviews are to take place outside the team locker room or down on the Dahlberg Arena floor. A member of the UM Sports Information Department will be available to assist in arranging postgame interviews as needed.



NEWSPAPERS

Missoulian

Missoula, Montana
Bob Meseroll, Basketball Writer
Phone: (406) 523-5265
sportsdesk@missoulian.com
www.missoulian.com

Billings Gazette

Billings, Montana
Mike Zimmer, Sports Editor
Phone: (406) 657-1291
sports@billingsgazette.com
www.billingsgazette.com

Daily Interlake

Kalispell, Montana
Dave Lesnick, Sports Editor
Phone: (406) 755-7000
sports@dailyinterlake.com
www.dailyinterlake.com

Great Falls Tribune

Great Falls, Montana
George Geise, Sports Editor
Phone: (406) 791-1470
tribsports@sofast.net
www.greatfallstribune.com

Independent Record

Helena, Montana
Jeff Windmueller, Sports Editor
Phone: (406) 447-4065
irsports@helena.com
www.helenair.com

Montana Kaimin

The University of Montana
Phone: (406) 243-4020
editor@kaimin.org
www.montanakaimin.com

Montana Standard

Butte, Montana
Bruce Saylor, Sports Editor
Phone: (406) 496-5535
bruce.saylor@lee.net
www.mtstandard.com

Ravalli Republic

Hamilton, Montana
David Erickson, Sports Editor
david.erickson@ravallipublic.com
Phone: (406) 363-3300
www.ravallirepublic.com



TELEVISION

KECI-TV (NBC)

Missoula, Montana
Zach Borg, Sports Director
Phone: (406) 721-5642
zborg@keci.com
www.nbcmontana.com

KPAX-TV (CBS)

Missoula, Montana
Derek Buerkle, Sports Director
Phone: (406) 542-4455
derek@kpax.com
www.kpax.com

KTMF (ABC/Fox)

Missoula, Montana
Ben Conn, Sports Director
Phone: (406) 251-1360
conn@maxmontana.com
www.abcmontana.com

RADIO

KBGA-FM

The University of Montana
Phone: (406) 243-6426
sports@kbga.com
www.kbga.com

KGVO-AM/KXGZ-FM

Missoula, Montana
Pete Deneault, Sports Director
Phone: (406) 523-9809
petedenault@gapbroadcasting.com
www.kgvo1290.com

Northern Sports Network

Billings, Montana
Rocky Erickson, Sports Director
Phone: (406) 252-6661
rerickson@northernbroadcasting.com
www.northernbroadcasting.com

WIRE SERVICE

Associated Press

Helena, Montana
Amy Hanson
Phone: (800) 221-0094
ahanson@ap.org
www.ap.org/montana/

SPORTS INFORMATION OFFICE



Dave Guffey

Associate A.D.,
External & Media Relations
33rd year

(406) 243-5402 - W • 370-9435 - C
guffeydb@mso.umt.edu

BB Press row phone - 406-243-4281

Mailing address:
The University of Montana
Sports Information
32 Campus Drive/Hoyt Athletic Complex
Missoula, MT 59812

SPORTS INFORMATION STAFF



Joel Carlson

Assistant Sports
Information Director



Renee Valley

Media Editor



Jeff Cincoski

Sports Information
Intern

BASKETBALL SUPPORT STAFF



Dennis Murphy

Head Certified
Athletic Trainer



Kurtis Paulson

Graduate Assistant
Coach



Julie Tonkin

Program Coordinator

BASKETBALL MANAGERS



T.J. Morrison



Joey Peschl



Jordan Vaughn

Vaughn Autry



0 Freshman
GUARD

Art Steward



1 Junior
FORWARD

Taylor Farnsworth



3 Freshman
FORWARD

Will Cherry



5 Sophomore
GUARD

Jordan Wood



12 Junior
GUARD

Chase Adams



20 Sophomore
GUARD

Shawn Stockton



22 Junior
GUARD

Derek Selvig



24 Junior
FORWARD

Kareem Jamar



32 Freshman
FORWARD

Mike Weisner



33 Freshman
FORWARD

Mathias Ward



40 Sophomore
FORWARD

Brian Qvale



41 Senior
CENTER

Eric Hutchison



45 Freshman
FORWARD

Billy Reader



50 Freshman
FORWARD

Wayne Tinkle



HEAD
COACH



ADAMS CENTER'S DAHLBERG ARENA



Dahlberg Arena, home of the Griz and Lady Griz basketball teams, seats 7,321.

First opened in 1953 as the Harry Adams Field House and named after famed athletic director, head track and field coach, and assistant football coach, the field house had a two-year renovation in 1999, opening as the Adams Events Center.

Along with being the home of The University of Montana Athletic Department, the Adams Center also hosts concerts with such famous acts as Elton John, Sting, Bob Dylan, James Taylor, and Wilco; the University and local high school graduations; trade shows, among other activities.

Dahlberg Arena, the home of the Griz and Lady Griz, has a capacity of 7,321.

Along with an expansion of facilities, concessions and rest rooms, theater style seating was added. Two new practice gyms (WAG and EAG) were added to the venue along with a 7,000 square foot weight room, 4,500 square foot athletic treatment center, academic center and meeting rooms.

The women's locker room was expanded along with the equipment room. In 2004 a wide screen Griz Vision TV was added on the north end of the arena and a central scoreboard was added above the floor.

The University of Montana recently replaced its old and worn out portable sports floor that it had used since the 1978-79 season, with a new permanent, state of the art maple sports floor. The new floor, which cost \$350,000, is 15,000 square feet. The floor is called the FOCUS and is manufactured by Connor Sports Floors and was installed by Northern Hardwood of Deer Park, Wash. The floor is a fixed resilient sectional channel system with a plywood panel subfloor and a continuous recessed lineal padding, featuring Nike grind material.

The floor is 2001 DIN compliant, which means it meets or exceeds all athletic performance qualities as measured by DIN. DIN testing measures the floors performance in four specific categories:

- Ball rebound: Measures the basketball's response off the sports floor system as compared to the ball's response of concrete (Fast play and quick response).
- Shock Absorption: Measures the flooring system's ability to absorb impact forces normally absorbed by the athlete when landing on a hard surface (User friendly and comfortable).
- Vertical Deflection: Measures the floor system's downward movement during the impact of an athlete landing on the surface (user friendly and comfortable).
- Area Deflection: Measures the floor system's ability to contain the deflected area under an athlete's impact, measured within 20" of the impacted area (Insures resilience for all athletes).
- DIN and DIN 2001 what is the difference? For DIN compliance an Average of all test points must comply with DIN levels. For DIN 2001 compliance ALL test points must comply, guaranteeing uniformity of the flooring system.



HOME GAME ATTENDANCE

Year	G	Attendance	Avg.
2009-10	16	54,108	3,382
2008-09	15	55,691	3,713
2007-08	13	54,986	4,230
2006-07	16	64,653	4,041
2005-06	14	69,680	4,978
2004-05	14	48,608	3,472
2003-04	14	50,468	3,605
2002-03	14	62,872	4,491
2001-02	13	47,686	3,668
2000-01	15	53,529	3,569
1999-00	16	69,952	4,372
1998-99*	15	27,672	2,306
1997-98	15	66,828	4,455
1996-97	16	71,804	4,787
1995-96	16	85,229	5,290
1994-95	16	91,013	5,688
1993-94	16	96,751	6,047
1992-93	16	105,764	6,623
1991-92	18	126,613	7,034
1990-91	18	110,782	6,155
1989-90	17	95,020	5,589
1988-89	17	109,074	6,416
1987-88	16	105,176	6,574
1986-87	17	103,484	6,087
1985-86	14	96,440	6,889
1984-85	18	124,474	6,915
1983-84	16	110,020	6,876
1982-83	18	133,134	7,396
1981-82	15	111,539	7,438
1980-81	12	92,095	7,675
1979-80	14	90,188	6,422
1978-79	13	101,645	7,819
1977-78	15	118,948	7,930
1976-77	13	91,847	7,065
1975-76	14	93,327	6,666

*Home games played in Missoula Sentinel High School gym

DAHLBERG ARENA RECORDS

Most Points By Individual

42, Wayne Estes, Utah State, 1964

Most Points By UM Player

40, M. R. Richardson vs. Montana State, 1976

Most Points By UM

111 vs. Idaho State, 1966

Most Points By Team Other Than UM

111 by Oral Roberts, 1971

Highest Attendance - Game

9,540 vs. Montana State, February 28, 1981

Highest Attendance - Season

7,932 average, 1977-78



Dahlberg Arena - Mascot

MASCOT HISTORY

Game day in Dahlberg wouldn't be the same without the one and only UM mascot, Monte. Monte gets the crowd fired up with his stunts and antics.

The UM mascot came on the scene as early as 1897 when the football team traveled with a live bear provided by a local family.

In 1923 when the Montana football team was admitted to the Pacific Coast Conference, the

team officially became the Montana Grizzlies and sometimes called the Silvertips.

Before 1991 there were several incarnations of the Montana mascot, but it's in 1991 that "Monte" was officially born.

Since then Monte has won the Capital One All-American Mascot two times, the 2002-03 and 2004-05 seasons.



2010-11

THE UNIVERSITY OF MONTANA BASKETBALL



2010-11 SEASON OUTLOOK



2010-11 GRIZ OUTLOOK: SEVERAL NEW FACES THIS SEASON

The University of Montana, coming off its eighth NCAA Tournament appearance in school history, has some talented players returning from its 22-10 team of a year ago.

However, there are eight new players and just one senior on the squad this season, plus the Grizzlies lost a pair of talented starting guards and three-point marksman Ryan Staudacher and high-scoring Anthony Johnson.

The Grizzlies advanced to the NCAA tourney last season thanks to a dramatic 66-65 come-from-behind victory over the regular-season champion Weber State Wildcats in the Big Sky Conference post-season tourney on WSU's home court in Ogden. Johnson scored a school-record 42 points, including 34 in the second half, in a game UM trailed by 20 (40-20) at halftime.

UM also posted a win (68-63) over second-seeded Northern Colorado in a semifinal game in Ogden and defeated visiting Northern Arizona 81-60 in the first round.

Montana was ranked ninth in the nation in three-point percentage (39.9%) and 12th in field goal percentage (48.3%) thanks in large part to Johnson and Staudacher, who shot better than 45 percent from three-point range.

Johnson was ranked 22nd in the nation in free throw percentage at 87.4%, and he set a school record for career percentage (87.3%).

"That (the guard position) is really where the bulk of our question marks are," said fifth-year Griz Head Coach Wayne Tinkle. "We are excited about the group that we have, but when you talk about Anthony and Ryan's offensive production, not only scoring the ball, but shooting the ball from beyond the arc, those are big shoes to fill."

Also gone from last year's NCAA tourney squad are starting forward Jack McGillis and guard Michael Taylor, along with forwards Vassy Banny and Raason Young who were valuable contributors off the bench. McGillis and Banny graduated, while seniors Taylor and Young transferred to other schools.

"We lost some leaders, in Jack McGillis and Michael Taylor, and our spiritual leader was Vassy Banny," Tinkle said. "We've got a lot of holes to fill. We like the guys we have on board obviously, but we have some hurdles ahead of us."

"We are asking Will and Shawn to be our leaders at the guard position," Tinkle said. "We've got some new kids from the junior college and high school ranks, and normally you'd look to maybe have them start contributing around Christmas, but it's going to have to be earlier than that this season."

"We're excited and we're cautiously enthusiastic, but we've probably got the toughest pre-



Sophomore guard Will Cherry

season schedule (the Griz play at Nevada, at Utah, at UCLA, and against Oregon State, to name a few) in awhile," he continued. "I love the way that we are going to test our guys early, because I know it will pay dividends once we get into the Big Sky race."

Montana lost 61 percent of its scoring, or 1,356 of the 2,228 points it scored last season. Johnson, the Big Sky tournament MVP, averaged 19.2 points a game (which tied him for the sixth most points in a season at UM) and accounted for 28 percent (615 points) of UM's scoring.

The Grizzlies were a respectable 29th in the nation in scoring defense, allowing 61.3 points a game. UM was ranked 38th in scoring margin at plus 8.4 points a game.

The sole senior back is a quality player, though, in 6-11 center Brian Qvale, who led the Grizzlies in rebounding (7.1 rpg) and was their second-leading scorer (10.2 ppg).

"Our veterans will need to step it up and that starts with Brian Qvale," Tinkle said. "We are going to throw the ball down in the post as much as we can until he gets sick of it. We need to have Derek (Selvig) score for us down there. Derek loves to play behind the three-point line and show his shooting and passing skills, but he's got to get some production down there and get to the free throw line for us."

"We've got to get to the free throw line more and knock them down," Tinkle said. "We lost two guys (Johnson and Staudacher) who were over 80 percent from the line."

Explosive guard and freshman All-American Will Cherry (6-1) returns for his sophomore season, while junior forward Derek Selvig, a 7-footer with three-point range, scored 34 points and hauled down 30 rebounds in UM's four post-season tournament games.

Cherry was the team's fourth-leading (8.3 ppg) scorer as a true freshman, and had a team-high 61 steals. Despite not starting, Selvig was second in rebounds (5.1 rpg) and fifth in scoring (6.0 ppg).

The other two lettermen back are junior combo guard Shawn Stockton (6-1) and sophomore forward Mathias Ward (6-7). Also back is 6-9 forward Eric Hutchison who redshirted last season.

Ward played in 30 games, while Stockton played in 25, and each player had one start a year ago.



Junior guard Shawn Stockton



Junior forward Derek Selvig

Newcomers include three from the junior college ranks in 6-3 guard Chase Adams (Bakersfield College 6-4 forward Art Steward (Casper College) and 6-3 guard Jordan Wood (Snow College), along with five players from the high school ranks.

The prep players are 6-2 guard Vaughn Autry (Serra HS in Los Angeles), 6-6 forward Taylor Farnsworth (Mead HS, Spokane, Wash.), 6-5 forward Kareem Jamar (Westchester HS in LA), 6-9 forward Billy Reader (Lake Oswego HS, Oregon), and 6-7 forward Mike Weisner (Walla Walla HS, Washington).

"Obviously we are going to have to have some of the new guys play key roles, we just need to see where they fit in," Tinkle said. "I've never had a problem playing freshmen if they show they are worthy of playing time. We need some of them to step up. They are all confident kids, and tough kids. It's going to be a challenge here early on, but we are very excited about the new players we have in our program."

GUARD

Tinkle is hoping Cherry, who is an excellent defensive player and penetrator, and worked hard on his outside shot and free throws during the off-season, can become more of a scorer this season.

"We are hoping and expecting for Will and Shawn to be our leaders out there at the point," Tinkle said. "They can play together. They compliment each other. Shawn is rock solid and is a very good passer and gets us into offense, where Will is a tempo changer. He can get some things going defensively, and he showed in a handful of games that he can explode offensively. Those two will be the central focus as far as how our team competes night-in

and night-out.

"Then you look at the two-guard position, and you know we love to shoot threes when they are there," Tinkle said. "Guys like Chase and Jordan have to be able to knock the ball down at a proficient level for us so that we're not facing two-three zones and double teams in the post, because everybody's going to know that we are going to try to get the ball to Brian Qvale down there.

"We talked earlier about the loss of AJ, but the neat thing is that I think we're more athletic and a little bit longer this year out on the perimeter, so we might be able to do some things defensively to maybe create a little more offense than years past."

Steward also has the ability to play the two guard, and Autry can play at the one or at the two.

"Art is kind of a slashing scorer guy at the three spot, but he could play a little two and maybe play a little four," he said. "In the Big Sky there are a lot of four men who are undersized, and he can defend all three of those positions. So, we feel like, by committee, with Brian scoring more, Derek and Will scoring more, we will make up for the loss of AJ and Staud's point production, but these other guys have got to step in to those other roles and make sure that we're even improving upon what we were able to do last year.

"Vaughn is kind of a pass-first point guard, but he does have the ability to knock down shots and get to the rim and make some plays," Tinkle said. "He's going to figure into things. He's a mature kid, he's a tough kid, and physically I think he is ready to compete. How many points he's going to be able to give us I am not sure, but he might be capable of getting some points by distributing the ball for us."

FORWARD

Selvig is an inside-outside threat, but is also affective under the basket. Ward can play forward or center, as can Hutchison.

"We mentioned Art and his ability to slash and score, and defend and rebound," Tinkle said. "Kareem was on a high school team that was loaded, and he was in the top three scoring-wise. He does have a pure jump shot right now, and we are working on that, but he needs to find a way to put the ball in the hole. He's crafty and he really competes defensively. I see him having the kind of impact that Will did last year, just at a different position.

"Derek might be able to slide over and play a little bit of time at the three, but we really like his match-up at the four and at the five to pull people away from the basket," he said. "But, again, he is such a good passer down there and has got to get comfortable with his back to the basket.

"We like versatility at the wing which has been a strength of ours the last couple of years, and I feel like this year we even added to that," Tinkle continued.



Senior center Brian Qvale

"Moving on to the post positions, our four man Derek, and Mathias has played almost exclusively at the five, and we are hoping with improved ball-handling and shooting that Mathias will be able to back Derek up at the four and fill in at the five if we need him there. He has a nice little touch from the perimeter and is a little more explosive than he looks, and he gives us some physical presence. We've got to get him a little better defensively, both in man, and in zone.

"Billy Reader is a guy who could figure into things," Tinkle said. "He's got good size and length, he has toughness, and he will compete. It wouldn't surprise me at all if at some point he's getting quality back-up points if we decide to keep him active.

"We've also got Michael Weisner, who is kind of a three-four, but we see him playing more down the road," he said. "We'll give him a year to redshirt and get bigger and strong and learn our system."

CENTER

"We've got Hutch and Brian at the five," Tinkle said. "Brian has just become so comfortable down there between the blocks scoring the ball. We saw what he did against New Mexico (26 points and 13 rebounds). He's riding a real high into this season and knows that there are a lot responsibilities on his shoulders. I think he has reached the point now that he can handle that, and it will pay big dividends on both ends of the floor.

"Hutch is a little raw offensively, but defensively he will sure compete and give us everything he has," he continued. "We compare him a little bit to (Steve) Panos from Weber, in that he's not a guy you're going to go to a whole lot offensively, but he's going to knock you around on the defensive end and on the glass.

"So I think we have good depth especially on the wings and in the post," Tinkle said. "We are certainly going to need that as we go through our difficult preseason schedule and try to prepare for the Big Sky race."

THE SCHEDULE

"It's challenging, that's for sure," Tinkle said. "Scheduling has become one of the toughest parts of our job. It's hard to get teams to come to Missoula. Everyone wants to play us at there place, but they don't want to play us here.

"We have not shied away from challenges," he said. "We might take some heat from our non-league record, but I think the experiences that our guys gain from going to the Dukes, the Washingtons, Oregon, Nevadas, and UCLAs will pay huge dividends for us down the road when the race really matters in league. It's also a great experience for our players playing those kind of teams.

"The league is going to be tough," Tinkle said. "Everybody has gotten better. Weber is going to be good again. Northern Arizona is going to be much improved. You know Northern Colorado and Montana State are going to figure into things. Eastern is as talented as they have been in awhile.

"It's always a challenge, but I think that experiences that we will be able to draw on for the pre-conference schedule will allow us to figure into things down the stretch run, much like we did last year," Tinkle concluded.



Sophomore forward Mathias Ward

Montana COACHING STAFF



Mike Bashor photo



WAYNE TINKLE – HEAD COACH

70-53, Fourth Season at UM

Health and human performance
degree, UM, 2005





TINKLE ON CAREER WINS LIST AT MONTANA

Rk.	Coach	W	L
1.	Jiggs Dahlberg	221	221
2.	Mike Montgomery	155	76
3.	Blaine Taylor	114	62
4.	Stew Morrill	97	52
5.	Forrest Cox	80	85
6.	Jud Heathcote	78	55
	J.W. Stewart	78	108
8.	Wayne Tinkle	70	53
9.	A.J. Lewandowski	58	60
10.	Don Holst	57	56

COACH TINKLE YEAR-BY-YEAR

Season	O-all:W-L Sky:	W-L
2006-07	17-15	10-6 (3rd)
2007-08	14-16	8-8 (T, 4th)
2008-09	17-12	11-5 (T, 2nd)
2009-19	22-10	10-6 (T, 3rd)
TOTALS	70-53	39-25

A MONTANA TEAM HAS WON 22 OR MORE GAMES EIGHT TIMES IN SCHOOL HISTORY:

1949-50: 27-2 (Jiggs Dahlberg)
 1990-91: 22-9 (Stew Morrill)
 1982-83: 22-7 (Mike Montgomery)
 1991-92: 27-4 (Blaine Taylor)
 1983-84: 23-7 (Montgomery)
 2005-06: 24-7 (Larry Krystkowiak)
 1984-85: 22-8 (Montgomery)
2009-10: 22-10 (Wayne Tinkle)

Wayne Tinkle has an overall record of 70-53 (.569) and is 39-25 (.609) in the Big Sky. He is ranked eighth in school history with his 70 victories.

He garnered his first career 20-win season in 2009-10, going 22-10 overall. It is just the 13th 20-win season in school history, and the second in the past 13 seasons.

Montana's 2009-10 NCAA tournament berth was its eighth overall, but it was the fourth for Coach Tinkle. He has been to the tournament three times as an assistant coach and one as the head mentor. His NCAA trips include: 2001-02 (against Oregon) with head coach Don Holst; 2004-05 (vs. Washington) and 2005-06 (against Nevada and Boston College) with head man Larry Krystkowiak; and this past season (against New Mexico).

Tinkle, 41, was named the 26th head coach at Montana in the summer of 2006. He served as an assistant coach at UM for the previous five seasons, working with Krystkowiak for two seasons, two years with Pat Kennedy (2002-04), and one with Don Holst (2001-02).

In his inaugural season (2006-07) as head coach at his alma mater, Coach Tinkle guided Montana to a 17-15 overall record and a third-place finish in league with a 10-6 mark.

Tinkle was a standout forward for the Griz from 1985-89 and a three-time All-Big Sky pick his sophomore, junior and senior seasons.


He is ranked fourth in UM history in career rebounds with 836 and sixth in career points with 1,500. He is also ranked among the Big Sky's career leaders in both of those two categories.

He was Montana's Carl Dragstedt Award (MVP) winner in 1988 and 1989. He led the team in rebounding in 1987 (8.9 average), 1988 (8.4 average), and 1989 (8.7 avg.), and in scoring in 1988 (16.2 ppg) and 1989 (17.1 ppg).

He played in the professional ranks for 12 seasons, from 1990 to 2001. He played in the Continental Basketball League in Topeka, Kansas, and finished the year playing in Venezuela. In his professional career he played in the CBA and in Sweden, Spain, Italy and Greece. He played his final four seasons in Spain from 1995-99, where he ranked among the league's top scorers and rebounders.

Wayne was born in Milwaukee, Wis., and is the youngest of 11 children (seven girls and four boys). He is a 1984 graduate of Ferris High School in Spokane, Wash. He received his degree in health and human performance from UM in 2005.

He married former Lady Griz basketball star Lisa McLeod. Wayne and Lisa have three children: daughters Joslyn and Elleson, and son Tres. Joslyn currently plays basketball at Stanford University.



The Tinkle family, Wayne and Lisa, Tres, Elleson and Joselyn

Head Coach – Wayne Tinkle



ANDY HILL – ASSISTANT COACH

Seventh Season at UM

Education degree, Eastern Washington, 2000

Andy Hill is in his seventh at The University of Montana. During Andy's tenure six-year stint as an assistant coach at Montana, the Grizzlies advanced to the NCAA Tournament last year, and also in back-to-back seasons, in 2005 and 2006. Montana went 22-10 last season on its way to the national tournament, and in 2005 and 2006 the Grizzlies compiled an overall record of 42-20.

Hill has numerous administrative duties, some of which include assisting with the scheduling of games, coordinating camps, on-court coaching, and recruiting.

He is also instrumental in coordinating the annual Grizzly coaching clinics and also works closely with the fund-raising efforts of UM's hoops Roundball Club.

He served as a graduate assistant coach during the 2003-04 season at fellow Big Sky Conference member Eastern Washington, the 2004 league champions. While at EWU, Hill was involved in promotion of the Eagles' camps and assisted in recruiting as well.

During the 2001-02 and 2002-03 seasons he served as an assistant at Lewis-Clark State College in Lewiston, Idaho. In his two seasons at Lewis-Clark State, the Warriors advanced to consecutive NAIA National Tournaments.

He was also an assistant coach and recruiting coordinator at Whitworth College in Spokane during the 2000-01 season.

Hill graduated from Eastern Washington in 2000 with a degree in education. He is single.

Quoting head coach Wayne Tinkle:

"Andy brings a lot of energy. I am really impressed on how far he has come as far as the coaching aspects – the X's and O's. He's always been a great recruiter. He's a guy who handles a lot of administrative duties like campus visits and off-campus recruiting. Now he has become a real full-fledged coach. He has a great understanding of what we want to do here offensively and defensively, and he feels confident in contributing to those aspects now. This is going to be his sixth year at Montana, and it is kind of nice to have a guy who has been through the rigors with you."





Bill Evans – ASSISTANT COACH

Third Season at UM

Physical education degree, Southern Utah, 1972

Master's degree, athletic administration, Idaho, 1985

Bill Evans is a veteran coach, who is in his third season at The University of Montana. Bill has been in the coaching ranks for 32 years. Most recently he was the head coach at his alma mater, Southern Utah University, where he was the head man for 15 seasons from 1992 to 2007. He served as an assistant coach for the Thunderbirds from 1990-92 before being elevated to the head job.

His 209 career victories at Southern Utah are the most in school history. He was named the coach of the year four times during his tenure there. He guided the Thunderbirds to their first ever NCAA tournament berth in 2001, a 67-64 setback to ninth-ranked Boston College and had a record of 25-6 that season. He coached 27 all-conference players during his tenure at SUU.

Prior to coaching at SUU, he had stints at the University of Alaska-Anchorage (1986-90); an assistant at SUU (1985-86); at Idaho State (a graduate assistant from 1984-85); and was a volunteer assistant coach at Southern Utah State College in the 1983-84 season.

Evans began his coaching career as the head mentor at Port Sulphur High School in New Orleans, from 1977-83, and had a six-year record of 112-47 there.

He earned his B.A. degree in physical education at Southern Utah in 1972. He received his master's degree in athletic administration from Idaho State in 1985.

Bill and his wife, Sunny, have five children: Quentin, Dave, Tori, Trajan, and Kansas.

Quoting head coach Wayne Tinkle:

"I love having Bill on our staff. He just does a great job whatever we ask him to do. We have a good thing going. The days that I am owlsh and on and edge getting after them he's there to give them a fist pound or pat on the back. When my batteries are a little low or they are tired of hearing from me, he picks up on that. He gets after them when it is appropriate. It's a nice little two-man deal that we've got going. It's great having a guy with his experience who has gone for so much right there next to you. We're glad to have Bill. I thought he did a lot for us defensively last year."



The Evans family, Trajan, Sunny and Kansas



Jerek Wolcott photos



FREDDIE OWENS – ASSISTANT COACH

Second Season at UM

Life sciences and communications major, Wisconsin, 2005

A former basketball standout at Wisconsin, Freddie Owens is now in his second year at The University of Montana.

Owens, 27, spent last season as a graduate assistant coach for the Iowa State Cyclones, handling film exchange, various administrative duties, and assisting in scouting.

Prior to his stint at ISU, Owens was an assistant coach at Adams State College in Alamosa, Colo., where he assisted in game day preparation, scouting, and film editing.

He played professionally in Latvia in 2005-06 and was an AAU coach for a season before joining the Adams State Grizzlies coaching staff in 2007. The Grizzlies went 18-10, recording their most wins since joining the Division II ranks (1992-93) in his only season there.

A native of Milwaukee, Wis., Owens was a starter for head coach Bo Ryan and the Badgers in 2003 and 2004 and the “sixth man” as a sophomore. He scored 796 points in his four-year career (2001-04).

A 6-2 guard, Freddie was on two Big Ten regular-season championship teams (2002, 2003) and one Big Ten Tournament championship squad (2004). Wisconsin qualified for NCAA Tournament play in all four of his seasons in Madison, including a Sweet Sixteen appearance as a junior in 2003 when Owens nailed a buzzer-beating 3-pointer to defeat Tulsa.

He earned a degree in life sciences and communications from Wisconsin in 2005. Freddie recently became engaged to Carmen Gust. His dad is Lawrence Owens Sr. of Milwaukee.

Quoting head coach Wayne Tinkle:

“Freddie brings instant credibility because he was a great player in a great conference, the Big 10, when he was at Wisconsin. He’s a young guy who can get out there and show the guys what he is talking about, instead of always just telling them. He’s got a nice understanding of X’s and O’s and of course he played for a great one in Bo Ryan. I think on the court he’s already paid big dividends as far as player development and skill development. The players will be attentive to him because he’s been through it. He’s a young, confident, vocal coach.”



Head Coach Stew Morrill, 1987-1991



Head Coach Mike Montgomery, 1979-1986

Season	W	L	T	PCT.*	Coach (Alma Mater)
1901-02	0	1		.000	No coach listed
1902-03	1	1		.500	No coach listed
1903-04	1	0		1.00	No coach listed
1904-05	-	-			(No team)
1905-06	4	2		.667	Fred W. Schule (Wisconsin)
1906-07	2	2		.500	Fred W. Schule
1907-08	6	3		.667	Albion G. Findley (Wisconsin)
1908-09	-	-			(No Scores listed)
1909-10	-	-			(No Team)
1910-11	-	-			(No Team)
1911-12	1	6		.143	Albert N. Whitlock (Kentucky)
1912-13	5	3		.625	W. W. H. Mustaine (Kentucky)
1913-14	3	8		.273	W. W. H. Mustaine
1914-15	4	6		.400	Jerry Nissen (Washington State)
1915-16	7	3		.700	Jerry Nissen
1916-17	4	11		.267	Jerry Nissen
1917-18	6	6		.500	Jerry Nissen
1918-19	-	-			(World War I – No Team)
1919-20	6	9		.400	Bernard Bierman (Minnesota)
1920-21	12	8		.600	Bernard Bierman
1921-22	14	7		.667	Bernard Bierman
1922-23	7	14		.333	J.W. Stewart (Geneva College)
1923-24	7	8		.467	J.W. Stewart
1924-25	9	10		.474	J.W. Stewart
1925-26	5	10		.333	J.W. Stewart
1926-27	5	11		.313	J.W. Stewart
1927-28	6	8		.429	J.W. Stewart
1928-29	9	11		.450	J.W. Stewart
1929-30	13	9		.591	J.W. Stewart
1930-31	10	12		.455	J.W. Stewart
1931-32	6	14		.300	J.W. Stewart
1932-33	8	11		.421	A.J. Lewandowski
1933-34	16	9	1	.615	A.J. Lewandowski
1934-35	6	18		.250	A.J. Lewandowski
1935-36	13	11		.542	A.J. Lewandowski
1936-37	14	12		.538	A.J. Lewandowski
1937-38	9	18		.333	George Dahlberg (Montana)
1938-39	17	13		.567	George Dahlberg
1939-40	17	8		.680	George Dahlberg
1940-41	13	14		.481	George Dahlberg
1941-42	14	10		.583	George Dahlberg
1942-43	15	9		.625	Clyde Carpenter (Montana)
					Ed Chinske (Montana)
1943-44	1	11		.083	Ed Buzzetti (Montana)
1944-45	7	22		.241	George Dahlberg (Montana)
1945-46	14	16		.467	George Dahlberg
1946-47	12	16		.429	George Dahlberg
1947-48	21	11		.656	George Dahlberg
1948-49	12	13		.480	George Dahlberg
1949-50	27	4		.871	George Dahlberg
1950-51	12	18		.400	George Dahlberg
1951-52	12	14		.462	George Dahlberg
1952-53	14	11		.560	George Dahlberg
1953-54	8	19		.296	George Dahlberg
1954-55	12	14		.462	George Dahlberg
1955-56	14	12		.538	Forrest Cox (Kansas)



Head Coach Blaine Taylor, 1991-98

Season	W	L	T	PCT.*	Coach (Alma Mater)
1956-57	13	9		.591	Forrest Cox
1957-58	12	10		.545	Forrest Cox
1958-59	10	14		.417	Forrest Cox
1959-60	7	17		.292	Forrest Cox
1960-61	14	9		.609	Forrest Cox
1961-62	10	14		.417	Forrest Cox
1962-63	6	18		.250	Ron Nord (Wisconsin)
1963-64	6	17		.261	Ron Nord
1964-65	11	15		.423	Ron Nord
1965-66	14	10		.583	Ron Nord
1966-67	6	18		.250	Ron Nord
1967-68	8	17		.320	Ron Nord
1968-69	9	17		.346	Bob Cope (Montana)
1969-70	4	17		.190	Bob Cope
1970-71	9	15		.375	Lou Rocheleau (Montana)
1971-72	14	12		.538	Jud Heathcote (Washington State)
1972-73	13	13		.500	Jud Heathcote
1973-74	19	8		.704	Jud Heathcote
1974-75	19	8		.704	Jud Heathcote
1975-76	13	12		.520	Jud Heathcote
1976-77!	6	20		.231	Jim Brandenburg (Colorado State)
1977-78	20	9		.690	Jim Brandenburg

Season	W	L	T	PCT.*	Coach (Alma Mater)
1978-79	14	13		.519	Mike Montgomery (Long Beach St.)
1979-80	17	11		.607	Mike Montgomery
1980-81	19	9		.679	Mike Montgomery
1981-82	17	10		.630	Mike Montgomery
1982-83	22	7		.759	Mike Montgomery
1983-84	23	7		.767	Mike Montgomery
1984-85	22	8		.733	Mike Montgomery
1985-86	21	11		.656	Mike Montgomery
1986-87	18	11		.621	Stew Morrill (Gonzaga)
1987-88	18	11		.621	Stew Morrill
1988-89	20	11		.645	Stew Morrill
1989-90	19	10		.655	Stew Morrill
1990-91	22	9		.710	Stew Morrill
1991-92	26	5		.839	Blaine Taylor (Montana)
1992-93	17	11		.607	Blaine Taylor
1993-94	19	9		.679	Blaine Taylor
1994-95	21	9		.700	Blaine Taylor
1995-96	20	8		.714	Blaine Taylor
1996-97	21	11		.656	Blaine Taylor
1997-98	16	14		.533	Blaine Taylor
1998-99	13	14		.481	Don Holst (MSU-Northern)
1999-00	17	11		.607	Don Holst
2000-01	11	16		.407	Don Holst
2001-02	16	15		.516	Don Holst
2002-03	13	17		.433	Pat Kennedy
2003-04	10	18		.357	Pat Kennedy
2004-05	18	13		.581	Larry Krystkowiak (Montana)
2005-06	24	7		.774	Larry Krystkowiak
2006-07	17	15		.531	Wayne Tinkle (Montana)
2007-08	14	16		.467	Wayne Tinkle
2008-09	17	12		.586	Wayne Tinkle
2009-10	22	10		.688	Wayne Tinkle

!Forfeited 11 wins due to ineligible player.



Head Coach Larry Krystkowiak, 2004-06

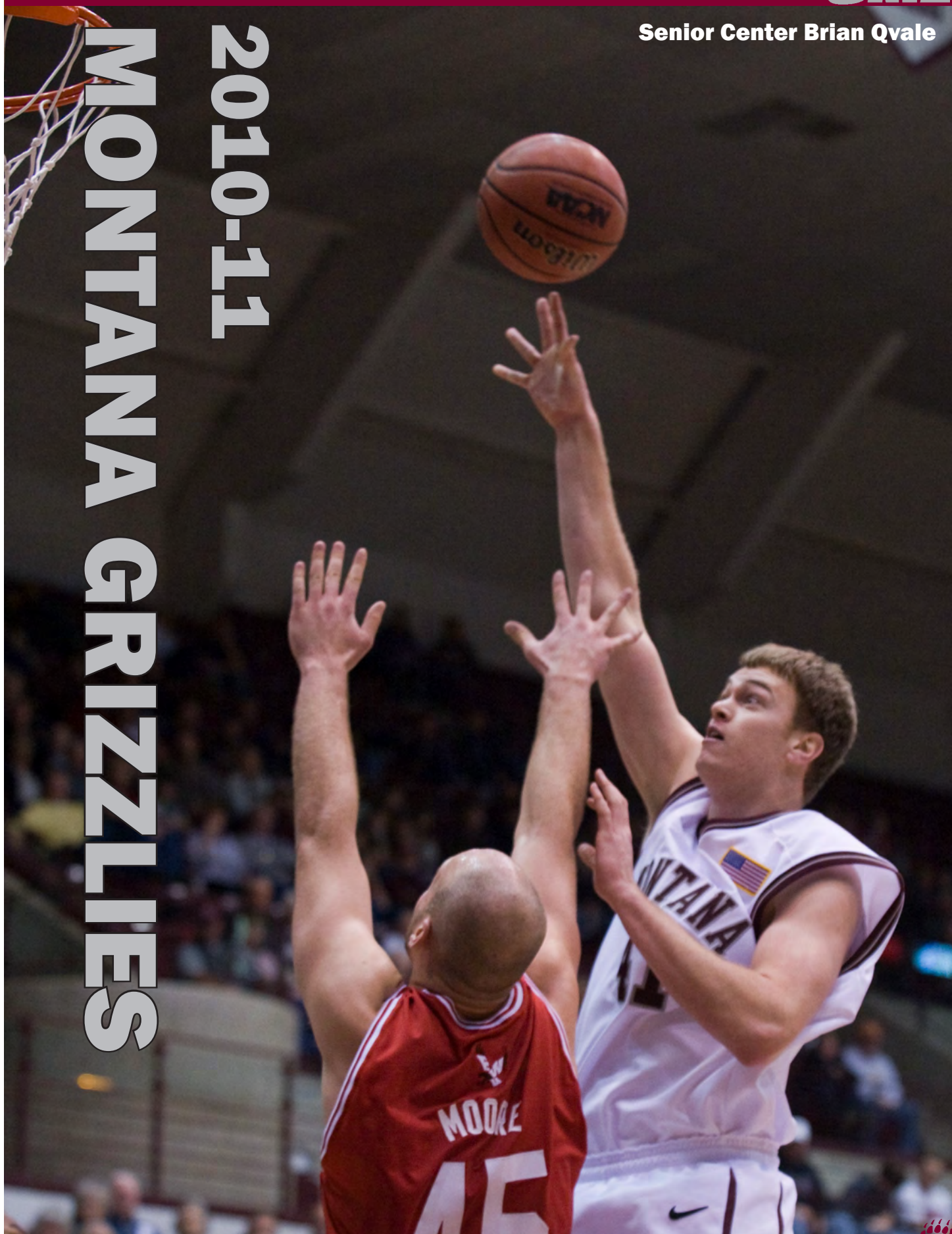
2010-11

THE UNIVERSITY OF MONTANA BASKETBALL



Senior Center Brian Qvale

2010-11 MONTANA GRIZZLIES





41 | Brian Qvale

Senior Center | 6-11 | 265 | 3V

Williston, N.D. | Williston High School

Health and human performance major



Brian and his mom Carol at a Nebraska game



QVALE'S CAREER HIGHS

Points

26 vs. New Mexico (3/18/10)

Rebounds

14 at Weber State (3/10/10)

14 at Washington (11/29/09)



Field goals

12 vs. New Mexico (3/18/10)

Field goal attempts

16 vs. New Mexico (3/18/10)

3-point field goals

NA

3-point field goal attempts

1 vs. Northern Arizona (3/6/10)

Free throws

7 vs. UM-Western (11/17/08)

Free throw attempts

10 vs. UM-Western (11/17/08)

Assists

4 at Portland State (1/31/08)

Blocks

6 at Weber State (3/10/10)

6 vs. Eastern Washington (1/8/10)

6 at N. Colorado (2/26/09)

6 at N. Colorado (1/26/08)

Steals

2 vs. in Five Games

Minutes played

37 vs. New Mexico (3/18/10)

BRIAN AT A GLANCE:

He will start for the second year in a row and should be one of the premier centers in the West.

MONTANA:

Brian begins his senior season with 85 career games and 50 starts. He is ranked third in school history and eighth in Big Sky Conference history with 152 career blocked shots.

2009-10 (JUNIOR):

He was the Grizzlies' leading rebounder (7.1 pg) and second-leading scorer (10.2 ppg)...ranked fourth in the Big Sky Conference in rebounding and 24th in scoring...ranked second in the league and 47th in the nation in blocks (2.0 pg) and fourth in field goal percentage (61.5%)...named co-recipient of UM's John Eaheart Award (Outstanding Defensive Player) with guard Will Cherry...fourth in the conference with five double-doubles...

2008-09 (SOPHOMORE):

UM's second (tie) leading rebounder at 5.0 a game...sixth leading scorer (5.6 ppg)...ranked second in the Big Sky at 1.79 blocks per game...given John Eaheart Award...had first career double-double (15 points/10 rebounds) in the season opener at Colorado State...had two or more blocked shots in 15 games, including a career-high six at Northern Colorado.

2007-08 (FRESHMAN):

Started eight games as a "true" freshman...led Montana and was ranked second in the Big Sky in blocks at 1.5 a game...shot 55.0% from the field...fourth on the team in rebounding (3.3 pg).

HIGH SCHOOL:

He lettered in four sports, earning a total of 12 at Williston High School: four in both basketball and football, three in baseball, and one in track...team captain in football, basketball, and baseball...a three-time all-state and all-conference selection in hoops for coach Mark Slotsve...named "Mr. Basketball" and "Male Athlete of the Year" in North Dakota as a senior...averaged 21 points, 11 rebounds, and 4 assists a game his senior year...junior basketball team won the conference championship with a 22-4 record.

PERSONAL:

His major is health and human performance. Birth date: Nov. 3, 1988. His parents are Sanford and Carol Qvale of Williston. Pronounced: quall-EE.



Teammate Derek Selvig and Brian

Year	G-S	Min-Avg.	FG-FGA-Pct.	3-PT-Att.-Pct.	FT-FTA-Pct.	O-D-REBS.-Avg.	PF-FO	A	TO	BLK	STL	PTS-Avg.
2007-08	26-8	379-14.6	44-80-.550	0-0-.000	15-30-.500	28-58-86-3.3	52-2	15	20	39	10	103-4.0
2008-09	29-13	563-19.4	62-127-.488	0-0-.000	39-68-.574	47-97-144-4.8	68-0	17	33	52	5	163-5.5
2009-10	30-29	788-26.3	120-195-.615	0-1-.000	66-92-.717	60-154-214-7.1	88-4	21	32	61	13	306-10.2
TOTALS	85-50	1730-20.4	226-402-.562	0-1-.000	120-190-.632	135-305-444-5.2	208-6	53	85	152	28	572-6.7



Mike Bashor photo

22 | Shawn Stockton

Junior Guard | 6-0 | 191 | 2V

Spokane, Wash. | Ferris High School

Business major



**STOCKTON AT A GLANCE:**

Shawn will once again be a key player at point guard for the Grizzlies.

2009-10:

He played in 25 games and started in one start (at Northern Colorado)... scored in eight games.

2008-09:

Played in 13 games (eight Big Sky Conference contests) as a "true" freshman, scoring in five games.

HIGH SCHOOL:

His Ferris High School teams won back-to-back state 4A championships, going 29-0 in the 2006-07 and 2007-08 seasons...high school's 58 consecutive wins are a Washington state record...his senior year he usually played in just the first half of Ferris' games during the regular season and averaged 10 points, 4 rebounds, 5 assists, 3 steals a game, while shooting 58% from the field...his junior season he was named first team all-state, 4A state tournament MVP, and Region MVP...he was a four-year letterman in basketball and started in every game his sophomore, junior, and senior seasons...he was a two-time team captain in basketball...he also earned three letters in football and three in baseball...his senior year the football team was the league champion with a 12-1 record...he was also a team captain in football and an all-conference selection...his prep basketball coach was Don Van Lierop.

PERSONAL:

He is a business major. Birth date: Dec. 12, 1989. His parents are Steve and Mary Ann Stockton of Spokane. His cousin, Houston Stockton, is a defensive back on the Griz football team and his uncle is NBA Hall of Famer John Stockton (Houston's dad). He attended the same high school that Griz head coach Wayne Tinkle did.

**STOCKTON'S CAREER HIGHS****Points**

5 at Montana State (1/23/10)
5 vs. Great Falls (12/23/09)

Rebounds

4 vs. Great Falls (12/23/09)

Field goals

2 vs. Great Falls (12/23/09)
2 at Washington (12/28/08)

Field goal attempts

3 vs. Great Falls (12/23/09)

3-point field goals

DNA

3-point field goal attempts

1 vs. Great Falls (12/23/09)
1 at Oregon (11/23/09)

Free throws

2 vs. North Dakota (11/13/09)

Free throw attempts

2 vs. Great Falls (12/23/09)
2 vs. North Dakota (11/13/09)

Assists

4 vs. Great Falls (12/23/09)

Blocks

1 at Washington (12/28/08)

Steals

2 vs. Sac State (1/10/09)
2 at Weber State (1/2/10)

Minutes played

16 in Three Games

Year	G-S	Min-Avg.	FG-FGA-Pct.	3-PT-Att.-Pct.	FT-FTA-Pct.	O-D-REBS.-Avg.	PF-FO	A	TO	BLK	STL	PTS-Avg.
2008-09	13-0	72-5.5	5-7-.714	0-0-.000	3-3-1.000	0-9-9-0.7	9-0	7	6	1	3	13-1.0
2009-10	25-1	169-6.8	8-21-.381	0-2-.000	6-9-.667	4-17-21-0.8	24-0	17	15	0	7	22-0.9
TOTALS	38-1	241-6.3	13-28-.464	0-2-.000	9-12-.750	4-26-30-0.8	33-0	24	21	1	10	35-0.9



Mike Bashor photo



24 | Derek Selvig

Junior Forward | 7-0 | 230 | 2V

Glendive, Mont. | Dawson County HS

Health and human performance major





Mike Bashor photo

SELVIG AT A GLANCE:

Despite being a 7-footer, Derek has an inside-outside game and could start at three different positions.

2009-10:

He had an outstanding sophomore season, playing in all 22 games and starting in two (at Loyola Marymount and at Colorado State)...UM's second leading rebounder (5.1 rpg) and number five scorer (6.0 ppg)...ranked 14th in the Big Sky in rebounds... named to the Big Sky's all-tournament team, scoring 18 points and grabbing 15 rebounds in the semis and title game...had six double-figure scoring games and also had two double-doubles.

2008-09 (FRESHMAN):

He was a solid contributor but missed the last seven games of the season because of an injury...played in the first 22 games, averaging 10.9 minutes per contest.

2007-08:

He was a redshirt at Montana.

HIGH SCHOOL:

He lettered four times in basketball and three times in football at Dawson County High School... averaged 21.1 points, 8.0 rebounds, 4.0 blocks, and 4.0 assists as a senior...all-state in hoops as a junior and senior, and a four-time all-conference pick...basketball league MVP as a senior...team captain in basketball and football...hoop teams won divisional championships his junior and senior seasons, both teams compiling 22-2 records...his high school coach was his dad, Doug Selvig, a former basketball standout for the Grizzlies.

PERSONAL:

His major is Health and Human Performance. Birth date: April 11, 1989. His dad, Doug, is eighth in UM history with 361 career assists and scored 1,000 career points (1980-84)...his mom Anita (Novak) is ranked among Lady Griz (1981-85) all-time leaders with 1,158 career points and 791 rebounds... his uncle, Robin Selvig is in his 32nd season as the Lady Griz head coach...his aunt Sandy (Selvig) Sullivan played for the Lady Griz from 1978-81. His dad also wore the number 24 when he played for the Grizzlies. His sister, Carly, is a freshman on the Lady Griz team.

SELVIG'S CAREER HIGHS**Points**

18 at Loyola Marymount (12/10/09)

Rebounds

10 at Northern Colorado (1/28/10)

10 at Loyola Marymount (12/10/09)

Field goals

7 at Loyola Marymount (12/10/09)

Field goal attempts

11 vs. Montana State (2/27/10)

11 at Loyola Marymount (12/10/09)

3-point field goals

3 vs. Portland State (1/9/10)

3 at Loyola Marymount (12/10/09)

3-point field goal attempts

7 at Loyola Marymount (12/10/09)

Free throws

6 at Northern Colorado (1/28/10)

Free throw attempts

7 at Northern Colorado (1/28/10)

Assists

6 vs. Idaho State (2/6/10)

Turnovers

5 at Northern Colorado (1/28/10)

Blocks

2 in Five Games

Steals

4 vs. Sac State, 2/20/10

Minutes played

36 vs. Montana State (2/27/10)



Year	G-S	Min-Avg.	FG-FGA-Pct.	3-PT-Att.-Pct.	FT-FTA-Pct.	O-D-REBS.-Avg.	PF-FO	A	TO	BLK	STL	PTS-Avg.
2008-09	23-0	251-11.4	24-59-.407	7-23-.304	9-18-.500	13-42-.55-2.5	39-0	13	27	7	11	64-2.9
2009-10	32-3	666-20.8	73-150-.487	22-54-.407	24-43-.558	48-116-.41-5.1	77-3	59	61	21	21	192-6.0
TOTALS	55-3	917-17.0	97-209-.469	29-77-.377	33-61-.541	61-158-.41-4.1	116-3	72	88	28	32	256-4.7



5 | Will Cherry

Sophomore Guard | 6-1 | 177 | So | 1V
Oakland, Calif. | McClymonds HS
Business major





CHERRY'S CAREER HIGHS

Rebounds

9 vs. Northern Arizona (3/6/10)

Field goals

7 at Northern Arizona (1/30/10)

7 vs. Eastern Washington (1/8/10)

7 at Weber State (1/2/10)

Field goal attempts

13 vs. Eastern Washington (1/8/10)

13 at Weber State (1/2/10)

3-point field goals

1 in Four Games

3-point field goal attempts

3 in Two Games

Free throws

5 at Northern Arizona (1/30/10)

Free throw attempts

8 at Sac State (1/15/10)

8 vs. Fresno State (12/21/09)

Assists

7 vs. Great Falls (12/23/09)

Blocks

1 in Six Games

Steals

7 vs. Eastern Washington (1/8/10)

Minutes played

35 at Portland State (2/12/10)

Quoting Head Coach Wayne Tinkle: "He ended up really producing for us as a true freshman. He didn't get freshman of the year, which we thought he was very deserving of, but making that freshmen All-America team really says it all. We need him to be a leader for us. He plays so hard on both ends. He is an unselfish kid, and we are just thrilled to have him in the program. He does great in school, and people fall in love with his personality; and with his work ethic on the court. We're going to look for him to do a lot for us this year. We just hope that it's not asking too much of a kid that is still pretty young."

WILL AT A GLANCE:

Will is an explosive athlete. He broke into the starting line-up at point guard early in the season a year ago, and he is not expected to relinquish that role for the next three seasons at Montana.

2009-10:

He had a break-out season as a true freshman, playing in all 32 and starting in 22...team's fourth leading scorer at 8.3 points a game... named to the Mid-Major Freshman All-American team by CollegeInsider.com.... ranked fourth in the Big Sky and 52nd in the nation with 1.9 steals per game...15th in the Big Sky Conference with 2.4 assists per contest...honorable mention all-league pick...co-recipient of Montana's John Eaheart Award (Outstanding Defensive Player) with center Brian Qvale.

HIGH SCHOOL:

Will averaged 12.0 points, 8.0 rebounds, 5.0 assists, and a league-leading 4.0 steals a game as a senior for the undefeated (33-0) McClymonds High School Warriors...prep team was ranked eighth in the nation his senior year...scored a game-high 19 points and grabbed 14 rebounds in the state championship game...his Bay Area team was the first East Bay squad in 38 years to complete an unbeaten season... league and team MVP as a senior and also served as team captain that year...his high school coaches were Dwight Nathaniel and Brandon Brooks.

PERSONAL:

Will's mom is Yvette Martin of Oakland. He is a business major. Birth date: February 8, 1991.



Year	G-S	Min-Avg.	FG-FGA-Pct.	3-PT-Att.-Pct.	FT-FTA-Pct.	O-D-REBS.-Avg.	PF-FO	A	TO	BLK	STL	PTS-Avg.
2009-10	32-22	728-22.8	100-229-.437	6-35-.171	58-106-.547	16-73-89-2.8	59-2	78	57	7	61	264-8.3



40 | Mathias Ward

Sophomore Forward | 6-7 | 236 | 1V
Gig Harbor, Wash. | Gig Harbor HS
Business major



**MATHIAS AT A GLANCE:**

He will see plenty of action inside for the Griz this season.

2009-10:

He played in 30 games and started in one (at Colorado State)...Montana's eighth leading rebounder (1.5 pg) and ninth leading scorer (2.9 ppg) last season...shot 54.8% from the field and 69.2% from the line, averaging 8.3 minutes a game.

HIGH SCHOOL:

As a senior he averaged 23.5 points and 10.1 rebounds a game at Gig Harbor High School...shot 52% from the field and 71% from the line his senior year...set 23 school records, nine career marks, eight single-game records, and six single-season standards...a four-year starter...set a single-game record with 56 points and 21 rebounds in a game against Central Kitsap as a senior...senior campaign he set school standards with 610 points and 23.5 scoring average...had career marks of 1,532 points, 806 rebounds, and 102 games...MVP of Washington's WIBCA 4A All-Star Game in 2008...Tacoma News All-Area selection...prep coach was Lyle McIntosh.

PERSONAL:

Business major. Birth date: June 13, 1990. His parents are Brian and Stephanie Ward of Gig Harbor. A four-time Honor Roll student in high school.

Quoting Head Coach Wayne Tinkle: "Mathias is a guy who has now logged some minutes, and he will probably be our first post player off the bench, at least initially. He's probably a little bit undersized, but we've worked on him using angles, much like Andrew Strait had to learn over the years. He just has a knack for getting the ball in the rim. Sometimes he plays like he's a 6-11 enforcer and just tries to bowl people over. He's really worked on his game and getting in better shape. We feel like he will add a lot to our rotation in the post."

**MATHIAS' CAREER HIGHS****Points**

8 at Sac State (1/15/1)
8 vs. Portland State (1/9/10)

Rebounds

4 vs. Portland State (1/9/10)
4 vs. Boise State (11/14/09)

Field goals

3 in Three Games

Field goal attempts

5 in Three Games

3-point field goals

DNA

3-point field goal attempts

DNA

Free throws

2 in Eight Games

Free throw attempts

3 at Sac State (1/15/1)

Assists

2 vs. Boise State (11/14/09)

Turnovers

2 in Three Games

Blocks

1 vs. Great Falls (12/23/09)

Steals



2 vs. Great Falls (12/23/09)

Minutes played

17 at Colorado State (12/12/09)



Year	G-S	Min-Avg.	FG-FGA-Pct.	3-PT-Att.-Pct.	FT-FTA-Pct.	O-D-REBS.-Avg.	PF-FO	A	TO	BLK	STL	PTS-Avg.
2009-10	30-1	249-8.3	34-62-.548	0-0-.000	18-26-.692	15-31-46-1.5	34-0	6	19	1	7	86-2.9



45 | Eric Hutchison

Freshman Forward | 6-9 | 230 | RS
Longview, Wash. | Mark Morris HS
Business major

2009-10 (FRESHMAN):

He was a redshirt at UM.

HIGH SCHOOL:

Eric lettered four times in basketball and three times in water polo at Mark Morris High School in Longview, Washington...he was named the 2A "Player of the Year" as a senior... senior squad finished second in the district...his junior year his team placed third in the state, and he was a first team all-state selection...his sophomore year his team went 27-1 and was runner-up in the state and district champions...his high school basketball coach was Bill Bakamas.

PERSONAL:

His major is business. His parents are Kat Hutchison and Jim Mooney of Kalama, Wash. Birth date: July 20, 1990.

Quoting Head Coach Wayne Tinkle: "We love Hutch's attitude. He is very coachable, and he works his tail off. He has a big motor, and when you hear coaches say that it is a high compliment. He's got a ways to go offensively, but if he will get in there and knock guys around and defend and rebound for us, he's going to contribute. We'll work on his skills, and he is only a redshirt freshman. He's going to get to where he can score the ball. The best thing for him right now is to go against Brian Qvale every day in practice. We look for big things from him down the road."

ART AT A GLANCE:

He is expected to help right away and could vie for a starting berth as well.

JUNIOR COLLEGE:

Art was named All-Region 9, all-conference and named to Region 9 all-tourney squad as a sophomore at Casper College...tabbed All-Region 9 "Defensive Player of the Year"...averaged 14.8 points and 4.0 rebounds a game a year ago for his 24-9 team...his Casper team advanced to the national junior college region finals, and he averaged 20 points a game there...coach at Casper was Joel Davidson...also a team captain in junior college last year...played one season at Wallace State CC in Alabama.

HIGH SCHOOL:

He was a member of two state championship teams at Natrona County High School in Casper his sophomore and senior seasons and was named tourney MVP in both championship games...chosen all-state three times and all-conference four times...three-time team MVP...played on the Wyoming All-Star team.

PERSONAL:

His major is psychology. Birth date: November 14, 1988. His parents are Abe and Arlene Steward of Casper.

Quoting Head Coach Wayne Tinkle: "We think he can contribute right away. We followed his career since he was in high school. He had a fine career at Casper and was named the Region's MVP on defense as a sophomore. He's going to bring us that slashing, tough-nosed defending small forward who can make some plays at the rim. He can guard the other team's best player, and we haven't had that kind of toughness at that position for awhile."


**1 | Art Steward**

Junior Forward | 6-4 | 210 | JC

Casper, Wyo. | Casper College

Psychology major





JORDAN AT A GLANCE:

Jordan will see plenty of PT and may challenge for a starting position at the two guard as well.

JUNIOR COLLEGE:

He was a two-year letterman at Snow College (Ephraim, Utah), where he was an all-conference selection...his sophomore season he averaged team-highs of 15.0 points, 4.0 assists, and 2.0 steals a game, which also ranked him among Region 18 leaders...JC coach was Michael Ostlund...second team All-Region 18 pick as a sophomore...named Academic All-American in junior college with a 3.8 GPA...he started his college career at his hometown school of Southern Utah, but did not play while there.

HIGH SCHOOL:

He earned nine letters at Cedar High School: three each in basketball, football, and baseball, and team captain in all three sports as a senior...all-state honors in football and basketball...led the state in scoring in hoops as a senior at 22.0 points a game...an all-conference selection in three different sports...football team won a Region title.

PERSONAL:

His major is exercise science. Birth date: June 1, 1987. His parents are Lee and Linda Wood of Cedar City. He served a two-year mission in Brazil. His wife's name is Tessi.

Quoting Head Coach Wayne Tinkle: "When you look and see we lost well over 60 percent of our offense, one of the guys who is kind of forgotten is Ryan Staudacher. His ability, not only to shoot the ball in, but he was our best post passer, and a great defender. We feel like Jordan can maybe fill in for him a little bit. He can shoot it. He handles a little bit better than 'Stauds.'" Jordan is a super tough kid, who will do exactly what we ask of him and do it every day. Look for him to have a very big hand in what we do this year."

12 | Jordan Wood

Junior Guard | 6-3 | 200 | JC

Cedar City, Utah | Snow College

Exercise science major





20 | Chase Adams

Sophomore Guard | 6-3 | 195 | JC
Tucson, Ariz. | Bakersfield College
Business major

CHASE AT A GLANCE:

Chase joined the program late last summer and should compete for playing time this season.

JUNIOR COLLEGE:

He was an all-conference selection at Bakersfield College, averaging 15 points, 5 rebounds, 2.0 steals, and 1.5 assists a game...his JC team was 26-6 last season and coached by Rich Hughes.


HIGH SCHOOL:

He attended Salpointe Catholic High School in Tucson, where he was a four-year letterman in basketball...a two-time team captain...named all-state and conference MVP as a senior...a two-time all-league pick for coach Shawn Loomer...averaged 23 points a game as a senior.

PERSONAL:

He is a business major. Birth date: July 15, 1989. His parents are Ron and Liz Adams of Tucson.

Quoting Head Coach Wayne Tinkle: "He is a tough-nosed kid. He can shoot the ball and make plays off the dribble. We've got to get him a little bit better defensively in our system. We feel like he and Jordan (Woods) both will kind of be the replacements for Michael Taylor and Ryan Staudacher, and maybe add a little bit. He's coming in a little later, so it's probably going to take him a little more time. By the second half of the season we hope he is paying dividends. The neat thing is that we have him for three years."



0 | Vaughn Autry

Freshman Guard | 6-2 | 192 | HS

Los Angeles, Calif. | Junipero Serra HS

Communications major

VAUGHN AT A GLANCE:

He will very likely contribute right away, if not earn a starting job.

HIGH SCHOOL:

Was a two-time all-state, All-C.I.F., all-area, and all-conference pick...his senior year at Junipero Serra High School won the state 3A championship, and he averaged 19.6 points, 7.0 rebounds, and 4.0 rebounds a game...also lettered in football...senior team went 34-2 en route to the state title...team captain and MVP in basketball...junior hoop squad went 24-4 and was runners-up for the C.I.F. championship...junior year he averaged 16.7 points per game, and he set a league record with nine steals in a game...chosen league MVP following his junior season...high school basketball coach was Dwan Hurt.

PERSONAL:

His major is communications, and he hopes to pursue a career as a sports broadcaster. Birth date: April 28, 1992. His mom is Dionne Autry of Los Angeles.

Quoting Head Coach Wayne Tinkle: "He is a talented combo guard from the L.A. area whose team won the 3A championship. He probably is physically ready to play as any freshman we've had in awhile. He can really defend and has a been strong body. He can handle the ball versus pressure and make some plays. We are really excited about his future. He lost his father in the middle of his senior year and has fought through some tough times. But he's a high-character kid, and we're certainly glad he's a Grizzly."



3 | Taylor Farnsworth

Freshman Forward | 6-6 | 210 | HS
Spokane, Wash. | Mead HS
Accounting major

TAYLOR AT A GLANCE:

He is a walk-on who will more-than-likely redshirt this season.

HIGH SCHOOL:

Taylor earned one letter in basketball and four in golf at Mead High School...was voted "Newcomer of the Year" in basketball following his senior season...named most improved in golf...his prep basketball coach was Glenn Williams.

PERSONAL:

His major is business (accounting). Birth date: June 3, 1992. His parents are Kari and Brad Farnsworth of Spokane.

Quoting Head Coach Wayne Tinkle: "Taylor is a great kid. He was 5-5 as an eighth grader/freshman, and grew over 10 inches in just over a year. He really has an upside. He works his tail off. He has some ties to The University of Montana – his dad went to school here for little while. We're probably try to redshirt him. We think a couple of years down the road he's going to pay some dividends, just because he's such a hard worker and has a high ceiling."



32 | Kareem Jamar

Freshman Forward | 6-5 | 210 | HS

Venice, Calif. | Westchester HS

Major: Undecided

KAREEM AT A GLANCE:

He is a skilled athlete who will be counted on this season.

HIGH SCHOOL:

A key player on Westchester High School's two state championships as a junior and senior...team captain in basketball...named to the all-city team...scored a team-high 16 points in Westchester's 63-56 victory over Newark Memorial High School last season...senior squad was ranked ninth in the nation by USA Today...averaged 12 points, 5 assists, and 4.5 rebounds per game as a senior...a McDonald's All-American nominee...when his prep team won the state title his junior year they defeated McClymond's High School, a team on which current Griz Will Cherry played...prep coach was Ed Aaam, who has 677 wins and six state championships at Westchester the past 31 seasons.

PERSONAL:

He is undecided on a major. Birth date: October 16, 1992. His mom is Deloris Jamar of Venice.

Quoting Head Coach Wayne Tinkle: "We are thrilled to have Kareem in our program. He is along the same lines as a Will Cherry. We worked hard in the recruiting process to get him here, and we just think he's got a big future for us. How much he helps us this year we're not sure, and that's asking an awful lot of a true freshman. But we feel at some point of the season he's really going to contribute. He is very skilled with a high IQ when he is out there on the court. He finds a way to put the ball in the basket, and you can't put too high of a dividend on that."



33 | Mike Weisner

Freshman Forward | 6-7 | 185 | HS
Walla Walla, Wash. | Walla Walla HS
Business major

MIKE AT A GLANCE:

He may have a role this season, but could be a redshirt as well.

HIGH SCHOOL:

Earned seven letters at Walla Walla High School: three in basketball and four in football...two-time captain in basketball and once in football...selected MVP in hoops following his junior and senior seasons...a two-time all-conference pick...averaged 18.0 points and 8.0 rebounds his senior year...high school basketball coach was John Golden.

PERSONAL:

His major is business. Birth date: August 8, 1991. His parents are Darcy and Holly Weisner of Walla Walla.

Quoting Head Coach Wayne Tinkle: "Michael is a guy who is going to surprise some people down the road. His dad was a coach, and Mike is another high IQ guy. He is a skilled three-four, who can shoot the ball from outside. He has showed us early in workouts that he is a pretty solid rebounder and defender as well. He's got to get in the weight room and add some size and strength; and that will happen with time. We feel that down the road, when Derek (Selvig) moves on, he's going to be able to step in to that kind of a role for us, and play away from the basket which will help to spread the defense out a bit. He can get some work done in the paint too. He's a lefty, so that makes him a little unorthodox down there. But we love what he brings to the table."



50 | Billy Reader

Freshman Forward | 6-9 | 217 | HS

Lake Oswego, Ore. | Lake Oswego HS

Major: Undecided

MONTANA:

Billy may see action this season, but he may redshirt as well.

HIGH SCHOOL:

He was a two-time all-league selection and three-year letterman in basketball at Lake Oswego High School...junior season his team placed fourth in the state, going 21-4...as a junior he averaged 10.0 points, 6.0 rebounds, and shot 63 percent from the field...team captain as a senior...high school hoops coach was Mark Shoff.

PERSONAL:

He is undecided on a major. Birth date: June 3, 1992. His parents are Dennis and LeAnn Reader of Lake Oswego.

Quoting Head Coach Wayne Tinkle: "He's really been a pleasant surprise. We knew he was a solid high school player, and he's really improved. He's a legit 6-9, and I think his wingspan is over seven feet. He's active and can shoot the ball. Right now he's trying to take everything in and learn our system. The one thing he does do is compete, and he plays hard every time out. He is a redshirt candidate, but if he shows that he can get some things done early, we might just keep him active and roll with him."

VAUGHN AUTRY'S FAVORITES

Favorite Food: Mexican.
 Favorite class: Writing 101.
 Favorite book: The Black Thang.
 Favorite TV show: Entourage, Sportscenter.
 Favorite musical group: Young Money.
 Favorite movie: Pard in Full.
 Favorite sport other than basketball: Soccer.
 Favorite sports figure: Rajon Rondo, Brandon Roy.
 Favorite NBA team: Memphis Grizzlies.
 My favorite thing about Montana basketball is: we win and we run.
 My favorite thing about Coach Tinkle is: That he is.

JORDAN WOOD'S FAVORITES

Favorite Food: Enchiladas, steak and potatoes.
 Favorite class: Foundations in Sport & Exercise Psychology.
 Favorite book: The Traveler's Gift.
 Favorite TV show: The Office; Sportscenter.
 Favorite musical group: Jack Johnson; George Strait; Boston.
 Favorite movie: Remember the Titans.
 Favorite sport other than basketball: Football.
 Favorite sports figure: Steve Young.
 Favorite NBA team: Utah Jazz.
 My favorite thing about Montana basketball is: its growing tradition & the chance to play in the NCAA tournament.
 My favorite thing about Coach Tinkle is: his passion for the game & his way of working with people.

KAREEM JAMAR'S FAVORITES

Favorite Food: Fried chicken.
 Favorite class: Drama.
 Favorite book: Black Boy.
 Favorite TV show: Real NBA.
 Favorite movie: 6h Man.
 Favorite sport other than basketball: Softball or volleyball.
 Favorite sports figure: Kobe Bryant.
 Favorite NBA team: Lakers.
 My favorite thing about Montana basketball is: we are a family.
 My favorite thing about Coach Tinkle is: His is very tall.

Brian Qvale

ART STEWARD'S FAVORITES

Favorite Food: Home cooked ribs.
 Favorite class: Nonverbal communication.
 Favorite TV show: Family Guy.
 Favorite musical group: Drake, Lil Wayne (Young Money).
 Favorite movie: Love and Basketball.
 Favorite sport other than basketball: Football.
 Favorite sports figure: Kobe Bryant.
 Favorite NBA team: Lakers.
 My favorite thing about Montana basketball is: my teammates and coaches.
 My favorite thing about Coach Tinkle is: How tall he is.

CHASE ADAMS' FAVORITES

Favorite Food: Pasta.
 Favorite class: Economics.
 Favorite book: Holes.
 Favorite TV show: Prison Break.
 Favorite musical group: Phoenix.
 Favorite movie: Slumdog Millionaire.
 Favorite sport other than basketball: Football.
 Favorite sports figure: Kobe Bryant.
 Favorite NBA team: Phoenix Suns.
 My favorite thing about Montana basketball is: winning.
 My favorite thing about Coach Tinkle is: His resume.

MIKE WEISNER'S FAVORITES

Favorite Food: Mexican.
 Favorite class: Math.
 Favorite book: The Jordan Rules.
 Favorite TV show: Pardon the Interruption.
 Favorite movie: Snatch.
 Favorite sports figure: John Stockton.
 Favorite NBA team: Old Seattle Sonics.
 My favorite thing about Montana basketball is: my teammates and coaches.
 My favorite thing about Coach Tinkle is: His knowledge and the way he coaches.

ERIC HUTCHISON'S FAVORITES

Favorite Food: Shrimp curry.
 Favorite class: Ceramics.
 Favorite book: I Am Legend.
 Favorite TV show: Breaking Bad.
 Favorite musical group: Tool.
 Favorite movie: Princess Bride.
 Favorite sports figure: Bob Munden.
 Favorite NBA team: Portland Blazers.
 My favorite thing about Montana basketball is: The constant positive environment.
 My favorite thing about Coach Tinkle is: His love for UM.

TAYLOR FARNSWORTH'S FAVORITES

Favorite Food: Rib-eye steak.
 Favorite class: Geology.
 Favorite book: Alex Rider series.
 Favorite TV show: Las Vegas.
 Favorite musical group: Akon.
 Favorite movie: The Guardian.
 Favorite sport other than basketball: Football.
 Favorite sports figure: Brett Favre.
 Favorite NBA team: Miami Heat.
 My favorite thing about Montana basketball is: The competitiveness.
 My favorite thing about Coach Tinkle is: His fairness to each player.

SHAWN STOCKTON'S FAVORITES

Favorite Food: Prime rib.
 Favorite class: Entertainment Management.
 Favorite book: Bleachers.
 Favorite TV show: Entourage.
 Favorite musical group: Kid Rock.
 Favorite movie: Remember the Titans.
 Favorite sport other than basketball: Football.
 Favorite sports figure: Tiger Woods..
 Favorite NBA team: Utah Jazz.
 My favorite thing about Montana basketball is: The guys on the team.
 My favorite thing about Coach Tinkle is: Ability to coach all positions.

MATHIAS WARD'S FAVORITES

Favorite Food: Mexican.
 Favorite class: Any Math class.
 Favorite book: I am America (And So Can You!).
 Favorite TV show: The Office.
 Favorite musical group: John Mayer.
 Favorite movie: Inception/Avatar.
 Favorite sport other than basketball: Tennis.
 Favorite sports figure: Dikembe Mutombo.
 Favorite NBA team: LA Lakers.
 My favorite thing about Montana basketball is: GRIZ NATION.
 My favorite thing about Coach Tinkle is: His dedication to the University.

Derek Selvig

WILL CHERRY'S FAVORITES

Favorite Food: Cornbread and Top Ramen.
 Favorite class: Writing.
 Favorite book: Bud Not Buddy.
 Favorite TV show: Jersey Shore and The Game.
 Favorite movie: Love & Basketball.
 Favorite musical group: Young Money.
 Favorite sport other than basketball: Football.
 Favorite sports figure: Jason Kidd.
 My favorite thing about Montana basketball is: The fans.
 My favorite thing about Coach Tinkle is: how tall he is.

DEREK SELVIG'S FAVORITES

Favorite Food: Pasta.
 Favorite class: Racquetball.
 Favorite book: Da Vinci Code.
 Favorite TV show: True Blood.
 Favorite musical group: Dirt Nasty.
 Favorite movie: Inglorious Bastards.
 Favorite sport other than basketball: Football.
 Favorite sports figure: Dirk Nowitzki.
 Favorite NBA team: Miami Heat.
 My favorite thing about Montana basketball is: Tradition.
 My favorite thing about Coach Tinkle is: His sense of humor.

BRIAN QVALE'S FAVORITES

Favorite Food: Pizza
 Favorite class: Math.
 Favorite book: Hatchet.
 Favorite TV show: Family Guy.
 Favorite musical group: Cold Play.
 Favorite movie: Step Brothers.
 Favorite sport other than basketball: Football.
 Favorite sports figure: Dwight Howard.
 My favorite thing about Montana basketball is: the winning tradition.
 My favorite thing about Coach Tinkle is: He played my position and is someone I can look to for advice.

BILLY READER'S FAVORITES

Favorite Food: Italian.
 Favorite class: Geography.
 Favorite book: Siddhartha.
 Favorite TV show: Family Guy.
 Favorite musical group: Young Money.
 Favorite movie: Reggie Miller: Winning Time.
 Favorite sport other than basketball: Football.
 Favorite sports figure: Josh Smith.
 Favorite NBA team: Atlanta Hawks.
 My favorite thing about Montana basketball is: my teammates.
 My favorite thing about Coach Tinkle is: His connection to his players.



2010-11 GRIZ BASKETBALL TEAM

Left to right: assistant coaches Freddie Owens and Bill Evans, Will Cherry, Jordan Wood, Chase Adams, Art Steward, Taylor Farnsworth, Billy Reader, Brian Qvale, head coach Wayne Tinkle, Derek Selvig, Eric Hutchison, Mathias Ward, Mike Weisner, Kareem Jamar, Vaughn Autry, Shawn Stockton, assistant coach Andy Hill, graduate assistant coach Kurt Paulson.

MONTANA ROSTER

PLAYER	POS.	HT.	WT.	YR.	EXP.	HOMETOWN (PREV. SCHOOL)
0-Vaughn Autry	G	6-2	192	Fr.	HS	Los Angeles, Calif. (Serra HS)
1-Art Steward	F	6-4	210	Jr.	JC	Casper, Wyo. (Casper College)
3-Taylor Farnsworth	F	6-6	210	Fr.	HS	Spokane, Wash. (Mead HS)
5-Will Cherry	G	6-1	177	So.	1V	Oakland, Calif. (McClymonds HS)
12-Jordan Wood	G	6-3	200	Jr.	JC	Cedar City, Utah (Snow College)
20-Chase Adams	G	6-3	185	So.	JC	Tucson, Ariz. (Bakersfield College)
22-Shawn Stockton	G	6-1	195	Jr.	2V	Spokane, Wash. (Ferris HS)
24-Derek Selvig	F	7-0	230	Jr.	2V	Glendive, Mont. (Dawson County HS)
32-Kareem Jamar	F	6-5	210	Fr.	HS	Venice, Calif. (Westchester HS)
33-Mike Weisner	F	6-7	185	Fr.	HS	Walla Walla, Wash. (Walla Walla HS)
40-Mathias Ward	F	6-7	236	So.	1V	Gig Harbor, Wash. (Gig Harbor HS)
41-Brian Qvale	C	6-11	260	Sr.	3V	Williston, ND (Williston HS)
45-Eric Hutchison	F	6-9	230	Fr.	RS	Longview, Wash. (Mark Morris HS)
50-Billy Reader	F	6-9	217	Fr.	HS	Lake Oswego, Ore. (Lake Oswego HS)

2009-10 RESULTS & BOX SCORES

Junior Forward Derek Selvig

2009-10 Montana Grizzly Basketball (All games as of Mar. 18, 2010)

Date	Opponent		Score	Att.	High Points	High Rebounds
11/13/09	NORTH DAKOTA	W	61-37	3176	(20) JOHNSON, Anthony	(10) BANNY, Vassy
11/14/09	BOISE STATE	W	95-82	3135	(25) JOHNSON, Anthony	(8) QVALE, Brian
11/15/09	LOYOLA MARYMOUNT	W	64-63	2551	(22) JOHNSON, Anthony	(4) QVALE, Brian
						(4) MCGILLIS, Jack
11/19/09	at Denver		49-56	L 1625	(23) JOHNSON, Anthony	(12) QVALE, Brian
11/23/09	at Oregon	W	68-55	7095	(20) JOHNSON, Anthony	(10) QVALE, Brian
11/29/09	at Washington		59-63	L 8515	(15) CHERRY, Will	(14) QVALE, Brian
12/04/09	NORTHERN ARIZONA*	W	71-54	3479	(22) JOHNSON, Anthony	(7) BANNY, Vassy
						(7) SELVIG, Derek
12/5/09	NORTHERN COLORADO*		48-59	L 3308	(16) QVALE, Brian	(11) QVALE, Brian
12/10/09	at Loyola Marymount	W	82-73	1444	(22) JOHNSON, Anthony	(10) SELVIG, Derek
12/12/09	at Colorado State		61-62	L 2498	(19) JOHNSON, Anthony	(9) SELVIG, Derek
12/16/09	MSU NORTHERN	W	57-43	2407	(23) QVALE, Brian	(9) QVALE, Brian
						(9) SELVIG, Derek
12/19/09	UC RIVERSIDE	W	67-52	2790	(23) JOHNSON, Anthony	(9) SELVIG, Derek
						(9) QVALE, Brian
12/21/09	FRESNO STATE	W	59-56	2726	(11) CHERRY, Will	(5) JOHNSON, Anthony
					(11) JOHNSON, Anthony	
12/23/09	GREAT FALLS	W	100-52	2371	(20) YOUNG, Raason	(6) QVALE, Brian
12/31/09	at Idaho State*		65-67	L 1933	(15) JOHNSON, Anthony	(6) QVALE, Brian
01/02/10	at Weber State*		56-64	L 4490	(17) CHERRY, Will	(11) MCGILLIS, Jack
01/08/10	EASTERN WASHINGTON*	W	79-66	3243	(25) JOHNSON, Anthony	(5) QVALE, Brian
01/09/10	PORTLAND STATE*	W	90-58	3276	(20) JOHNSON, Anthony	(6) SELVIG, Derek
01/15/10	at Sacramento State*	W	57-56	709	(18) JOHNSON, Anthony	(5) SELVIG, Derek
						(5) MCGILLIS, Jack
						(5) QVALE, Brian
01/23/10	at Montana State*		52-61	L 6427	(18) QVALE, Brian	(8) JOHNSON, Anthony
01/28/10	at Northern Colorado*	W	64-62	2892	(19) JOHNSON, Anthony	(10) SELVIG, Derek
01/30/10	at Northern Arizona*	W	84-64	1437	(28) JOHNSON, Anthony	(7) CHERRY, Will
02/05/10	WEBER STATE*	W	75-61	4557	(18) JOHNSON, Anthony	(8) QVALE, Brian
						(8) BANNY, Vassy
02/06/10	IDAHO STATE*	W	91-68	3761	(30) JOHNSON, Anthony	(9) QVALE, Brian
02/12/10	at Portland State*	W	81-76	1408	(22) JOHNSON, Anthony	(6) QVALE, Brian
02/14/10	at Eastern Washington*		68-69	L 2147	(28) JOHNSON, Anthony	(7) SELVIG, Derek
						(7) QVALE, Brian
02/20/10	SACRAMENTO STATE*	W	86-58	3749	(17) STAUDACHER, Ryan	(9) QVALE, Brian
02/27/10	MONTANA STATE*		67-73	L 6927	(31) JOHNSON, Anthony	(8) SELVIG, Derek
03/06/10	NORTHERN ARIZONA^	W	81-60	2652	(22) JOHNSON, Anthony	(9) CHERRY, Will
03/09/10	vs. Northern Colorado#	W	68-63	1236	(19) JOHNSON, Anthony	(8) BANNY, Vassy
						(8) SELVIG, Derek
03/10/10	at Weber State!	W	66-65	6308	(42) JOHNSON, Anthony	(14) QVALE, Brian
03/18/10	vs. New Mexico\$	L	57-62	15427	(26) QVALE, Brian	(13) QVALE, Brian

* Big Sky Conference game

^Big Sky Conference quarterfinal, Missoula, Mont.

#Big Sky Conference semifinal game, Ogden, Utah

!BSC championship game, Ogden, Utah

\$1st Round NCAA tournament, San Jose, Calif.



2009-10 Montana Grizzly Basketball Combined Team Statistics - All Games

#	Player	GP-S	TOTAL		3-PTS		F-THROWS		REBOUNDS				SCORING							
			FG-FGA	FG%	3FG-FGA	3FG%	FT-FTA	FT%	Off	Def	Tot	Avg	PF	A	TO	Blk	Stl	Pts	Avg	
23	JOHNSON, Anthony	32-32	184-374	.492	45-101	.446	202-231	.874	22	80	102	3.2	52	95	89	4	24	615	19.2	
41	QVALE, Brian	30-29	120-195	.615	0-1	.000	66-92	.717	60	154	214	7.1	88	21	32	61	13	306	10.2	
03	STAUDACHER, R.	32-32	94-206	.456	70-154	.455	16-20	.800	11	49	60	1.9	42	41	17	1	16	274	8.6	
05	CHERRY, Will	32-22	100-229	.437	6-35	.171	58-106	.547	16	73	89	2.8	59	78	57	7	61	264	8.3	
24	SELVIG, Derek	32-3	73-150	.487	22-54	.407	24-43	.558	48	116	164	5.1	77	59	61	21	21	192	6.0	
44	MCGILLIS, Jack	30-27	62-144	.431	11-44	.250	26-44	.591	32	70	102	3.4	84	35	30	9	19	161	5.4	
02	YOUNG, Raason	31-9	56-127	.441	27-65	.415	1-5	.200	11	33	44	1.4	38	12	22	0	6	140	4.5	
13	TAYLOR, Michael	29-0	44-93	.473	29-69	.420	6-7	.857	5	34	39	1.3	37	23	19	1	16	123	4.2	
40	WARD, Mathias	30-1	34-62	.548	0-0	.000	18-26	.692	15	31	46	1.5	34	6	19	1	7	86	2.9	
33	BANNY, Vassy	28-4	15-33	.455	0-1	.000	13-20	.650	24	60	84	3.0	36	9	24	1	16	43	1.5	
32	ROPER, Justin	2-0	1-2	.500	0-0	.000	0-0	.000	0	0	0	0.0	0	0	0	0	0	2	1.0	
22	STOCKTON, Shawn	25-1	8-21	.381	0-2	.000	6-9	.667	4	17	21	0.8	24	17	15	0	7	22	0.9	
15	NELSON, Ryan	4-0	0-0	.000	0-0	.000	0-0	.000	0	0	0	0.0	0	0	1	0	0	0	0.0	
TEAM																				
TOTAL			32	791-1636	.483	210-526	.399	436-603	.723	283	765	1048	32.8	571	396	390	106	206	2228	69.6
OPPONENTS			32	690-1654	.417	181-503	.360	399-609	.655	318	643	961	30.0	564	319	404	82	180	1960	61.2

Record:	Overall	Home	Away	Neutral
All Games	22-10	14-2	7-7	1-1
Conference	10-6	6-2	4-4	0-0
Non-Conference	12-4	8-0	3-3	1-1

Team Statistics	UM	OPP	
Scoring	2228	1960	
Points per game	69.6	61.2	
Scoring margin	+8.4	--	
Field Goals-Attempts	791-1636	690-1654	
Field goal pct.	.483	.417	
3 Point FG-Attempts	210-526	181-503	
3-point FG pct.	.399	.360	
3-point FG made per game	6.6	5.7	
Free Throws Attempted	436-603	399-609	
Free throw pct.	.723	.655	
Rebounds	1048	961	
Rebounds per game	32.8	30.0	
Rebounding margin	+2.7	--	
Assists	396	319	
Assists per game	12.4	10.0	
Turnovers	390	404	
Turnovers per game	12.2	12.6	
Turnover margin	+0.4	--	
Assist/turnover ratio	1.0	0.8	
Steals	206	180	
Steals per game	6.4	5.6	
Blocks	106	82	
Blocks per game	3.3	2.6	
Winning Streak	0	--	
Home win streak	1	--	
Attendance	54108	64355	
Home games-Avg/Game	16-3382	14-3495	
Neutral site-Avg/Game	--	2-8332	
Score by Periods	1st	2nd	Totals
Montana	1021	1207	2228
Opponents	942	1018	1960



2009-2010 Schedule, Results and Attendance

Date	Opponent		Score	Att.
11/13/09	NORTH DAKOTA	W	61-37	3176
11/14/09	BOISE STATE	W	95-82	3135
11/15/09	LOYOLA MARYMOUNT	W	64-63	2551
11/19/09	at Denver	L	49-56	1625
11/23/09	at Oregon	W	68-55	7095
11/29/09	at Washington	L	59-63	8515
* 12/04/09	NORTHERN ARIZONA	W	71-54	3479
* 12/5/09	NORTHERN COLORADO	L	48-59	3308
12/10/09	at Loyola Marymount	W	82-73	1444
12/12/09	at Colorado State	L	61-62	2498
12/16/09	MSU NORTHERN	W	57-43	2407
12/19/09	UC RIVERSIDE	W	67-52	2790
12/21/09	FRESNO STATE	W	59-56	2726
12/23/09	GREAT FALLS	W	100-52	2371
* 12/31/09	at Idaho State	L	65-67	1933
* 01/02/10	at Weber State	L	56-64	4490
* 01/08/10	EASTERN WASHINGTON	W	79-66	3243
* 01/09/10	PORTLAND STATE	W	90-58	3276
* 01/15/10	at Sacramento State	W	57-56	709
* 01/23/10	at Montana State	L	52-61	6427
* 01/28/10	at Northern Colorado	W	64-62	2892
* 01/30/10	at Northern Arizona	W	84-64	1437
* 02/05/10	WEBER STATE	W	75-61	4557
* 02/06/10	IDAHO STATE	W	91-68	3761
* 02/12/10	at Portland State	W	81-76	1408
* 02/14/10	at Eastern Washington	L	68-69	2147
* 02/20/10	SACRAMENTO STATE	W	86-58	3749
* 02/27/10	MONTANA STATE	L	67-73	6927
^ 03/06/10	NORTHERN ARIZONA	W	81-60	2652
# 03/09/10	vs. Northern Colorado	W	68-63	1236
! 03/10/10	at Weber State	W	66-65	6308
\$ 03/18/10	vs. New Mexico	L	57-62	15427

* Big Sky Conference game

#BSC semifinal game

\$1st Round NCAA tournament

^BSC quarterfinal game

!BSC championship game

NORTH DAKOTA VS. MONTANA

11/13/09 8:33 p.m. at Missoula, Mont. – Dahlberg Arena

VISITORS: North Dakota 37 • 0-1

#	Player Name	Total	3-Ptr	Rebounds					PF	TP	A	TO	BLK	S	MIN
		FG-FGA	FG-FGA	FT-FTA	OF	DE	TOT								
44	Benter, Derek-f	0-8	0-3	0-0	2	2	4	3	0	2	2	0	0	19	
45	Mitchell, Patrick-f	5-9	4-5	1-2	0	2	2	3	15	0	2	0	1	29	
33	Archer, Doug-c	0-2	0-1	0-0	0	0	0	3	0	0	0	0	1	18	
10	Monsebroten, Doug-g	1-2	0-0	0-1	1	1	2	1	2	0	1	0	0	22	
15	Mertens, Travis-g	2-3	0-0	0-0	2	7	9	2	4	3	7	0	1	28	
02	Haugen, Nick	0-3	0-1	0-0	0	2	2	0	0	1	0	0	1	13	
04	Mathison, Mike	1-1	1-1	0-0	0	3	3	1	3	0	2	0	0	9	
12	Allard, Jordan	0-4	0-3	0-0	0	0	0	0	0	0	1	0	0	13	
13	Bledsoe, Travis	3-4	1-2	0-3	0	2	2	1	7	0	1	0	0	14	
23	Goodman, Spencer	1-3	0-0	0-0	1	1	2	1	2	0	0	0	1	13	
31	Clausen, Chris	1-4	0-2	2-2	0	1	1	1	4	0	2	0	1	22	
Team					1	1	2								
Totals		14-43	6-18	3-8	7	22	29	16	37	6	18	0	6	200	
FG%	1st half: 7-17	41.2%	2nd half: 7-26	26.9%	Game: 14-43		32.6%	DB Rebs: 1,1							
3FG%	1st half: 5-10	50.0%	2nd half: 1-8	12.5%	Game: 6-18		33.3%								
FT%	1st half: 3-5	60.0%	2nd half: 0-3	0.0%	Game: 3-8		37.5%								

HOME TEAM: Montana 61 • 1-0

#	Player Name	Total	3-Ptr	Rebounds										PF	TP	A	TO	BLK	S	MIN
		FG-FGA	FG-FGA	FT-FTA	OF	DE	TOT													
02	Young, Raason-f	3-8	3-6	0-0	0	2	2	3	9	1	1	0	0	21						
44	McGillis, Jack-f	3-9	2-4	1-2	1	3	4	2	9	1	2	0	1	30						
41	Qvale, Brian-c	1-1	0-0	1-2	1	3	4	1	3	0	0	3	2	26						
03	Staudacher, Ryan-g	4-10	3-8	0-0	1	3	4	1	11	0	0	0	3	35						
23	Johnson, Anthony-g	7-13	2-4	4-6	1	3	4	2	20	6	3	0	0	34						
05	Cherry, Will	0-2	0-0	0-0	0	0	0	1	0	1	1	0	0	13						
22	Stockton, Shawn	0-1	0-0	2-2	0	2	2	0	2	1	1	0	1	7						
24	Selvig, Derek	1-2	1-2	0-0	0	1	1	1	3	0	1	0	0	7						
33	Banny, Vassy	0-0	0-0	0-0	2	8	10	1	0	1	1	0	1	16						
40	Ward, Mathias	2-2	0-0	0-1	1	1	2	3	4	0	2	0	0	11						
Team					0	0	0													
Totals		21-48	11-24	8-13	7	26	33	15	61	11	12	3	8	200						
FG% 1st half: 9-23		39.1%	2nd half: 12-25	48.0%	Game: 21-48		43.8%	DB Rebs: 2												
3FG% 1st half: 2-10		20.0%	2nd half: 9-14	64.3%	Game: 11-24		45.8%													
FT% 1st half: 4-4		100.0%	2nd half: 4-9	44.4%	Game: 8-13		61.5%													

Officials: John Stigiano, Ty Elkin, Gregg Morstein

Technical fouls: North Dakota-None. Montana-None. Attendance: 3176

Score by periods	1st	2nd	Total
North Dakota	22	15	37
Montana	24	37	61

BOISE STATE VS. MONTANA

11/14/09 8:05 p.m. at Missoula, Mont. – Dahlberg Arena

VISITORS: Boise State 82 • 1-1

#	Player	Total	3-Ptr	Rebounds			PF	TP	A	TO	BLK	S	MIN	
		FG-FGA	FG-FGA	FT-FTA	OFF	DEF								TOT
03	Okoye, Ike-f	7-12	0-0	6-7	3	6	9	4	20	0	1	0	2	28
25	Noonan, Paul-F	3-6	2-4	0-0	0	4	4	0	8	0	0	0	0	27
50	Cunningham, Kurt-c	4-6	0-0	5-7	0	0	0	3	13	1	3	0	0	13
11	Thomas, Anthony-g	3-6	0-1	1-1	0	1	1	5	7	3	3	0	0	31
24	Anderson, La'Shard-g	6-12	0-2	4-4	2	2	4	3	16	5	2	0	1	39
02	Montreal, Daequon	1-6	0-0	2-2	2	5	7	1	4	1	2	1	0	26
04	Salzwedel, Justin	0-0	0-0	0-0	1	0	1	0	0	0	0	0	0	1
21	Arnold, Robert	2-9	0-3	4-6	2	1	3	3	8	2	1	2	2	26
32	Moritz, Zack	3-6	0-0	0-0	1	0	1	1	6	0	0	0	0	9
Team					1	0	1							
Totals		29-63	2-10	22-27	12	19	31	20	82	12	12	3	5	200
FG%	1st half: 17-31	54.8%	2nd half: 12-32	37.5%	Game: 29-63		46.0%	DB Rebs: 1						
3FG%	1st half: 2-5	40.0%	2nd half: 0-5	0.0%	Game: 2-10		20.0%							
FT%	1st half: 6-8	75.0%	2nd half: 16-19	84.2%	Game: 22-27		81.5%							

Montana 95 • 2-0

#	Player	Total	3-Ptr	Rebounds			PF	TP	A	TO	BLK	S	MIN
		FG-FGA	FG-FGA	FT-FTA	OFF	DEF							
02	Young, Raason-f	8-14	6-8	0-0	0	4	4	3	22	1	1	0	31
44	McGillis, Jack-f	7-12	1-3	0-1	3	4	7	4	15	3	3	0	2
41	Qvale, Brian-c	5-6	0-0	2-4	1	7	8	5	12	0	0	3	0
03	Staudacher-g	4-6	3-3	0-0	0	2	2	0	11	3	0	0	30
23	Johnson, Anthony-g	5-14	1-4	14-14	2	2	4	0	25	5	4	0	1
05	Cherry, Will	0-2	0-0	1-4	0	0	0	1	1	1	0	0	8
22	Stockton, Shawn	0-0	0-0	0	0	0	0	1	0	0	0	0	4
24	Selvig, Derek	3-4	1-2	0-0	0	4	4	1	7	3	2	0	19
33	Banny, Vassy	0-0	0-0	0-0	0	1	1	3	0	0	0	0	4
40	Ward, Mathias	0-1	0-0	2-2	2	2	4	2	2	2	2	0	12
Team					2	0	2						
Totals		32-59	12-20	19-25	10	26	36	20	95	18	13	3	3
FG%		1st half: 20-32	62.5%	2nd half: 12-27	44.4%	Game: 32-59		54.2%	DB Rebs: 4				
3FT%		1st half: 8-11	72.7%	2nd half: 4-9	44.4%	Game: 12-20		60.0%					
FT%		1st half: 4-6	66.7%	2nd half: 15-19	78.9%	Game: 19-25		76.0%					

Officials: Chris Rastatter, Randy Burkhart, Brett Nansel

Technical fouls: Boise State-TEAM. Montana-None.

Attendance: 3135

Score by periods	1st	2nd	Total
Boise State	42	40	82
Montana	52	43	95



Senior center Brian Qvale

LOYOLA MARYMOUNT VS. MONTANA

11/15/09 3:05 p.m. at Missoula, Mont. – Dahlberg Arena

VISITORS: Loyola Marymount 63 • 1-2

#	Player Name	Total	3-Ptr	Rebounds										PF	TP	A	TO	BLK	S	MIN
		FG-FGA	FG-FGA	FT-FTA	OF	DE	TOT													
32	Diederichs, Tim-f	3-6	0-0	0-0	0	3	3	1	6	0	0	0	0	14						
34	Viney, Drew-f	8-13	4-5	2-3	0	7	7	0	22	0	2	0	1	36						
00	DuBois, Jarred-g	0-6	0-2	0-0	0	1	1	4	0	1	3	0	1	31						
01	Teel, Vernon-g	4-8	0-0	2-4	5	2	7	4	10	7	6	1	0	38						
33	Davis, Larry-g	8-16	0-1	3-7	5	6	11	1	19	1	6	0	2	36						
12	Armstead, LaRon	0-0	0-0	0-0	0	1	1	0	0	0	0	0	0	4						
21	Garibay, Edgar	3-9	0-0	0-0	4	3	7	4	6	0	0	3	0	26						
40	Young, Kevin	0-1	0-0	0-0	0	1	1	1	0	0	0	2	1	15						
Team					1	0	1													
Totals		26-59	4-8	7-14	15	24	39	15	63	9	17	6	5	200						
FG%	1st half: 12-29	41.4%	2nd half: 14-30	46.7%	Game: 26-59		44.1%	DB Rebs: 3												
3FT%	1st half: 1-5	20.0%	2nd half: 3-3	100.0	Game: 4-8		50.0%													
FT%	1st half: 2-5	40.0%	2nd half: 5-9	55.6%	Game: 7-14		50.0%													

HOME TEAM: Montana 64 • 3-0

#	Player Name	Total	3-Ptr	Rebounds					PF	TP	A	TO	BLK	S	MIN
		FG-FGA	FG-FGA	FT-FTA	OF	DE	TOT								
02	Young, Raason-f	1-2	1-2	0-0	0	2	2	1	3	0	3	0	0	21	
44	McGillis, Jack-f	4-5	0-1	0-0	2	2	4	3	8	0	1	1	0	21	
41	Qvale, Brian-c	6-9	0-0	4-4	0	4	4	4	16	1	0	2	0	22	
03	Staudacher, Ryan-g	2-10	1-8	0-0	1	0	1	2	5	1	0	0	0	27	
23	Johnson, Anthony-g	7-9	4-5	4-4	1	2	3	0	22	3	2	0	1	38	
05	Cherry, Will	2-6	0-1	2-5	0	2	2	1	6	1	0	0	0	20	
22	Stockton, Shawn	0-1	0-0	0-0	0	0	0	1	0	2	0	0	0	15	
24	Selvig, Derek	0-6	0-1	0-0	2	1	3	0	0	2	2	0	1	19	
33	Banny, Vassy	0-1	0-0	0-0	0	3	3	0	0	1	3	0	0	12	
40	Ward, Mathias	1-4	0-0	2-2	0	2	2	1	4	0	1	0	0	5	
Team					1	4	5								
Totals		23-53	6-18	12-15	7	22	29	13	64	11	12	3	2	200	
FG%	1st half: 12-30	40.0%	2nd half: 11-23	47.8%	Game: 23-53		43.4%	DB Rebs: 2							
3FG%	1st half: 2-9	22.2%	2nd half: 4-9	44.4%	Game: 6-18		33.3%								
FT%	1st half: 2-2	100.0	2nd half: 10-13	76.9%	Game: 12-15		80.0%								

MONTANA VS. OREGON

11/23/09 7 p.m. at Eugene, Ore. – McArthur Court

VISITORS: Montana 68 • 4-1

#	Player Name	Total	3-Ptr		Rebounds				PF	TP	A	TO	BLK	S	MIN
		FG-FGA	FG-FGA	FT-FTA	OF	DE	TOT								
03	Staudacher, Ryan-f	2-7	1-6	0-0	0	1	1	1	5	2	0	0	0	0	27
44	McGillis, Jack-f	1-4	0-2	0-0	2	2	4	5	2	1	1	0	0	0	18
41	Qvale, Brian-c	7-8	0-0	1-1	2	8	10	2	15	0	0	1	2	34	
05	Cherry, Will-g	3-5	0-0	2-5	0	1	1	1	8	2	5	0	3	22	
23	Johnson, Anthony-g	3-6	0-1	14-15	0	4	4	1	20	3	5	0	0	36	
02	Young, Raason	1-4	0-2	0-0	0	0	0	1	2	1	1	0	0	8	
13	Taylor, Michael	3-5	2-4	4-4	0	2	2	3	12	1	3	0	1	19	
22	Stockton, Shawn	0-1	0-1	0-0	0	1	1	1	0	0	0	0	0	5	
24	Selvig, Derek	0-0	0-0	2-4	0	5	5	3	2	1	3	0	0	20	
33	Banny, Vassy	0-0	0-0	0-2	0	0	0	0	0	0	1	0	0	5	
40	Ward, Mathias	1-1	0-0	0-0	0	0	0	0	2	0	0	0	1	6	
	Team				2	3	5								
	Totals	21-41	3-16	23-31	6	27	33	18	68	11	19	1	7	200	

FG% 1st half: 11-20 55.0% 2nd half: 10-21 47.6% Game: 21-41 51.2% DB Rebs: 3,1

3FG% 1st half: 1-8 12.5% 2nd half: 2-8 25.0% Game: 3-16 18.8%

FT% 1st half: 7-12 58.3% 2nd half: 16-19 84.2% Game: 23-31 74.2%

HOME TEAM: Oregon 55 • 3-2

#	Player Name	Total	3-Ptr		Rebounds				PF	TP	A	TO	BLK	S	MIN
		FG-FGA	FG-FGA	FT-FTA	OF	DE	TOT								
24	Longmire, L-f	2-4	0-0	0-0	0	0	0	4	4	0	2	0	0	23	
32	Williams, Teondre-f	4-8	2-2	6-8	3	2	5	4	16	0	4	1	1	26	
42	Crittler, Josh-c	0-1	0-0	0-0	0	0	0	1	0	0	1	0	0	9	
11	Armstead, Malcolm-g	3-8	0-1	3-4	0	2	2	2	9	4	3	0	4	37	
12	Porter, Tajuan-g	1-5	0-3	0-0	0	0	0	2	2	0	1	0	1	24	
03	Sim Garrett	4-7	2-4	1-1	0	2	2	5	11	2	2	0	0	21	
14	Humphrey, Matthew	2-6	1-4	2-2	0	1	1	3	7	1	0	0	0	9	
21	Wilson, Jamil	0-1	0-0	0-1	0	2	2	2	0	0	0	0	0	17	
22	Wiley, Drew	0-3	0-3	0-0	1	0	1	1	0	0	0	0	0	6	
23	Jacob, Jeremy	2-9	0-0	2-2	2	4	6	1	6	0	0	1	0	26	
25	Singler, E.J.	0-2	0-0	0-0	2	3	5	0	0	0	0	0	0	12	
	Team				1	1	2								
	Totals	18-54	5-17	14-18	9	17	26	25	55	7	13	2	7	200	

FG% 1st half: 8-24 33.3% 2nd half: 10-30 33.3% Game: 18-54 33.3% DB Rebs: 3,2

3FG% 1st half: 3-8 37.5% 2nd half: 2-9 22.2% Game: 5-17 29.4%

FT% 1st half: 1-2 50.0% 2nd half: 13-16 81.3% Game: 14-18 77.8%

Officials: David Hall, Verne Davis, Scott Thornley

Technical fouls: Montana-None. Oregon-None. Attendance: 7095

Score by periods	1st	2nd	Total
Montana	30	38	68
Oregon	20	35	55

MONTANA VS. DENVER

11/19/09 7 p.m. at Denver, Colo. – Magness Arena

VISITORS: Montana 39 • 3-1

#	Player Name	Total	3-Ptr		Rebounds				PF	TP	A	TO	BLK	S	MIN
		FG-FGA	FG-FGA	FT-FTA	OF	DE	TOT								
02	Young, Raason-f	1-3	0-1	0-0	0	1	1	5	2	0	0	0	0	13	
44	McGillis, Jack-f	2-4	0-1	0-0	1	3	4	5	4	1	2	0	0	23	
41	Qvale, Brian-c	6-8	0-0	0-2	2	10	12	2	12	1	2	1	0	31	
03	Staudacher, Ryan-g	0-2	0-2	0-0	0	2	2	3	0	0	1	0	1	33	
23	Johnson, Anthony-g	9-21	0-3	5-5	1	1	2	0	23	3	3	0	0	38	
05	Cherry, Will	1-1	0-0	0-0	0	1	1	0	2	0	2	0	0	12	
13	Taylor, Michael	0-1	0-1	0-0	0	2	2	0	0	0	1	0	0	7	
22	Stockton, Shawn	0-1	0-0	0-0	0	1	1	1	0	0	0	0	1	16	
24	Selvig, Derek	2-2	0-0	0-2	2	2	4	2	4	0	0	0	0	10	
33	Banny, Vassy	0-0	0-0	2-2	2	2	4	0	2	0	0	1	0	10	
40	Ward, Mathias	0-1	0-0	0-0	0	2	2	0	0	1	1	0	0	7	
	Team Totals	21-44	0-8	7-11	8	27	35	18	49	6	12	2	2	200	

FG% 1st half: 10-20 50.0% 2nd half: 11-24 45.8% Game: 21-44 47.7% DB Rebs: 1

3FG% 1st half: 0-4 0.0% 2nd half: 0-4 0.0% Game: 0-8 0.0%

FT% 1st half: 2-5 40.0% 2nd half: 5-6 83.3% Game: 7-11 63.6%

HOME TEAM: Denver 56 • 2-1

#	Player Name	Total	3-Ptr		Rebounds				PF	TP	A	TO	BLK	S	MIN
		FG-FGA	FG-FGA	FT-FTA	OF	DE	TOT								
12	Coughlin, Justin-f	1-3	0-1	0-1	0	1	1	1	2	1	0	1	0	17	
05	Stafford, Brian-g	1-6	1-4	2-2	0	0	0	4	5	1	1	0	2	34	
11	Lewis, Kyle-g	1-4	0-1	1-2	0	0	0	4	3	2	0	0	2	25	
24	Rohnert, Nate-g	6-13	0-0	8-10	0	5	5	1	20	6	1	0	2	35	
35	Hallam, Chase-g	6-7	2-2	0-0	0	5	5	3	14	1	1	0	0	33	
13	Thalken, Tyler	0-1	0-0	0-0	0	0	0	2	0	0	0	0	0	15	
15	Hallam, Travis	0-0	0-0	0-0	0	0	0	2	0	0	0	0	0	8	
23	Chen, Sabatino	0-1	0-1	0-0	1	2	3	0	0	0	0	0	1	10	
33	Hooper, Andrew	4-7	3-5	1-3	0	4	4	2	12	0	2	0	0	23	
	Team				0	1	1								
	Team Totals	19-42	6-14	12-18	1	18	19	19	56	11	5	1	7	200	

FG% 1st half: 14-25 56.0% 2nd half: 5-17 29.4% Game: 19-42 45.2% DB Rebs: 1

3FG% 1st half: 3-5 60.0% 2nd half: 3-9 33.3% Game: 6-14 42.9%

FT% 1st half: 5-6 83.3% 2nd half: 7-12 58.3% Game: 12-18 66.7%

Officials: Randy Heimerman, K.C. Ely, Rodrick Dixon

Technical fouls: Montana-None. Denver-None.

Attendance: 1625

Score by periods	1st	2nd	Total
Montana	22	27	49
Denver	36	20	56

MONTANA VS. WASHINGTON

11/29/09 6:00 p.m. at Seattle, Wash. – Bank of America Arena

VISITORS: Montana 59 • 4-2

#	Player Name	Total	3-Ptr		Rebounds				PF	TP	A	TO	BLK	S	MIN
		FG-FGA	FG-FGA	FT-FTA	OF	DE	TOT								
44	McGillis, Jack-f	2-7	1-3	0-0	0	2	2	4	5	2	1	0	2	27	
41	Qvale, Brian-c	5-9	0-0	3-4	3	11	14	4	13	1	1	3	0	26	
03	Staudacher, Ryan-g	3-7	2-4	0-0	0	5	5	3	8	0	1	0	0	35	
05	Cherry, Will-g	6-7	1-2	2-4	1	0	1	2	15	0	6	0	1	19	
23	Johnson, Anthony-g	5-14	0-5	0-0	1	1	2	2	10	5	4	0	3	38	
02	Young, Raason	0-3	0-1	0-0	0	0	0	0	0	0	0	0	0	5	
13	Taylor, Michael	1-3	1-3	0-0	0	3	3	2	3	1	2	0	0	18	
22	Stockton, Shawn	0-0	0-0	0-0	0	0	0	1	0	0	1	0	0	4	
24	Selvig, Derek	1-2	1-2	0-0	0	2	2	2	3	0	1	1	0	10	
33	Banny, Vassy	0-2	0-0	0-0	1	3	4	3	0	0	1	0	0	7	
40	Ward, Mathias	1-1	0-0	0-0	1	0	1	1	2	0	1	0	0	11	
	Team				1	1									
	Totals	24-55	6-20	5-8	7	28	35	24	59	9	19	4	6	200	

FG% 1st half: 13-27 48.1% 2nd half: 11-28 39.3% Game: 24-55 43.6% DB Rebs: 3,2

3FG% 1st half: 2-6 33.3% 2nd half: 4-14 28.6% Game: 6-20 30.0%

FT% 1st half: 1-1 100% 2nd half: 4-7 57.1% Game: 5-8 62.5%

HOME TEAM: Washington 63 • 5-0

#	Player Name	Total	3-Ptr		Rebounds				PF	TP	A	TO	BLK	S	MIN
		FG-FGA	FG-FGA	FT-FTA	OF	DE	TOT								
11	Bryan-Amaning, M.-f	3-5	0-0	2-4	5	3	8	0	8	0	3	0	2	22	
33	Breshers, Tyreese-f	2-4	0-0	0-2	1	1	2	2	4	0	0	0	0	16	
02	Thomas, Isaiah-g	5-16	2-6	1-2	0	1	1	1	13	3	4	0	1	30	
10	Gaddy, Abdul-g	0-4	0-2	0-0	0	0	0	2	0	2	1	0	0	17	
20	Pondexter, Quincy-g	2-10	0-0	3-3	2	5	7	3	7	2	1	0	3	34	
01	Overton, Venoy	3-7	1-2	3-4	1	2	3	3	10	4	0	1	0	20	
12	Trent, Clarence	0-1	0-0	2-2	1	1	2	2	2	0	1	0	0	4	
15	Suggs, Scott	1-5	1-3	0-0	0	1	1	0	3	0	0	0	0	16	
22	Holiday, Justin	0-3	0-0	3-4	2	1	3	0	3	0	0	0	0	6	
31	Turner, Elston	4-8	2-6	1-3	2	3	5	1	11	0	0	0	0	28	
44	Gant, Darnell	0-2	0-0	2-2	4	0	4	1	2	0	0	0	0	7	



Junior forward Derek Selvig (Mike Bashor photo)

NORTHERN COLORADO VS. MONTANA

12/5/09 7:00 p.m. at Missoula, Mont. – Dahlberg Arena

Northern Colorado 59 • 8-1, 1-1 BSC

#	Player Name	Total	3-Ptr	Rebounds										
		FG-FGA	FG-FGA	FT-FTA	OF	DE	TOT	PF	TP	A	TO	BLK	S	MIN
41	Proctor, Mike-f	4-10	0-0	3-6	3	5	8	2	11	2	0	1	0	30
34	Osborne, Connor-c	2-3	0-0	0-0	1	2	3	4	4	0	1	1	0	14
02	Figures, Will-g	2-9	1-3	6-7	3	6	9	1	11	2	2	0	1	36
20	Bonner, Yahosh-g	3-6	3-4	10-10	0	1	1	2	19	1	1	0	2	37
32	Beitzel, Devon-g	1-5	0-3	0-0	1	4	5	1	2	0	4	0	2	36
10	Kaba, Chris	0-1	0-0	0-0	0	0	0	1	0	0	1	0	0	7
11	Lloyd, Elliott	0-0	0-0	0-1	0	1	1	2	0	0	0	0	0	7
21	Brereton, Hauns	0-0	0-0	2-2	0	0	0	0	2	0	0	0	0	6
33	Kingman, Neal	1-4	0-2	2-2	1	1	2	2	4	0	1	0	0	16
44	Montgomery, Taylor	2-3	0-0	2-2	1	2	3	4	6	0	1	0	0	11
Team					0	2	2							
Totals		15-41	4-12	25-30	10	24	34	19	59	5	11	2	5	200
FG%	1st half: 7-21	33.3%	2nd half: 8-20	40.0%	Game: 15-41		36.6%	DB Rebs: 0						
3FG%	1st half: 2-5	40.0%	2nd half: 2-7	28.6%	Game: 4-12		33.3%							
FT%	1st half: 8-10	80.0%	2nd half: 17-20	85.0%	Game: 25-30		83.3%							

Montana 48 • 5-3, 1-1 BSC

	Total	3-Ptr		Rebounds										
##	Player Name	FG-FGA	FG-FGA	FT-FTA	OF	DE	TOT	PF	TP	A	TO	BLK	S	MIN
44	McGillis, Jack-f	1-4	0-2	2-2	1	5	6	4	4	1	0	0	0	23
41	Qvale, Brian-c	6-10	0-0	4-4	3	8	11	4	16	0	0	0	2	25
03	Staudacher, Ryan-g	3-7	2-5	0-0	0	0	0	2	8	3	0	0	1	28
05	Cherry, Will-g	1-4	0-1	1-3	0	1	1	3	3	2	4	1	0	28
23	Johnson, Anthony-g	2-10	0-1	3-4	2	2	4	4	7	2	3	0	0	36
02	Young, Raason	2-5	1-2	0-0	0	0	0	2	5	0	1	0	0	15
13	Taylor, Michael	0-1	0-1	1-1	1	0	1	2	1	0	0	0	2	11
22	Stockton, Shawn	0-1	0-0	0-0	0	0	0	0	0	1	0	0	0	5
24	Selvig, Derek	1-5	0-3	0-2	1	1	2	2	2	0	1	1	0	9
33	Banny, Vassy	1-3	0-0	0-0	1	2	3	0	2	0	2	0	0	11
40	Ward, Mathias	0-3	0-0	0-0	2	1	3	1	0	0	1	0	1	9
	Team				3	1	4							
	Totals	17-53	3-15	11-16	14	21	35	24	48	9	12	2	6	200
FG%	1st half: 7-26	26.9%	2nd half: 10-27	37.0%	Game:	17-53	32.1%	DB Rebs: 3						
3FG%	1st half: 1-7	14.3%	2nd half: 2-8	25.0%	Game:	3-15	20.0%							
FT%	1st half: 6-8	75.0%	2nd half: 5-8	62.5%	Game:	11-16	68.8%							
Officials: Chris Rastatter, Jon Stigliano, Gregg Morstein														
Technical fouls: Northern Colorado-None. Montana-None.														
Attendance: 3308														
Score by periods		1st	2nd	Total										
Northern Colorado		24	35	59										
Montana		21	27	48										

MONTANA VS. LOYOLA MARYMOUNT

12/10/09 7:05 p.m. at Los Angeles, Calif. (Gersten Pavilion)

VISITORS: Montana 82 • 6-3

#	Player Name	Total	3-Ptr	Rebounds										
		FG-FGA	FG-FGA	FT-FTA	OF	DE	TOT	PF	TP	A	TO	BLK	S	MIN
24	Selvig, Derek-f	7-11	3-7	1-1	4	6	10	3	18	1	4	1	0	31
44	McGillis, Jack-f	1-5	1-2	0-0	1	0	1	4	3	2	2	0	2	30
03	Staudacher, Ryan-g	6-11	4-7	2-2	0	1	1	1	18	3	1	0	0	34
05	Cherry, Will-g	5-10	0-1	0-0	2	0	2	4	10	3	1	0	1	20
23	Johnson, Anthony-g	4-8	0-1	14-14	0	5	5	0	22	5	1	0	2	33
02	Young, Raason	1-3	1-1	0-0	0	1	1	0	3	0	0	0	2	9
13	Taylor, Michael	1-4	0-2	0-0	1	3	4	2	2	2	1	0	1	22
22	Stockton, Shawn	2-3	0-0	0-0	0	0	0	0	4	1	2	0	0	5
33	Banny, Vassy	0-1	0-0	0-0	0	1	1	2	0	1	0	0	3	9
40	Ward, Mathias	1-1	0-0	0-0	0	1	1	1	2	0	0	0	0	7
Team					0	0	0							
Totals		28-57	9-21	17-17	8	18	26	17	82	18	12	1	11	200
FG%	1st half: 14-26	53.8%	2nd half: 14-31	45.2%	Game: 28-57		49.1%	DB Rebs: 0						
3FG%	1st half: 6-10	60.0%	2nd half: 3-11	27.3%	Game: 9-21		42.9%							
FT%	1st half: 4-4	100.0	2nd half: 13-13	100.0	Game: 17-17		100.0							

HOME TEAM: Loyola Marymount 73 • 3-7

	Total	3-Ptr	Rebounds											
##	Player Name	FG-FGA	FG-FGA	FT-FTA	OF	DE	TOT	PF	TP	A	TO	BLK	S	MIN
34	Viney, Drew-f	5-15	3-8	9-11	3	7	10	3	22	1	4	0	1	38
40	Young, Kevin-f	7-9	0-1	4-7	2	2	4	2	18	2	3	1	1	38
32	Diederichs, Tim-c	0-0	0-0	0-0	0	1	1	0	0	0	0	0	0	7
00	DuBois, Jarred-g	4-9	2-5	1-2	0	2	2	1	11	2	0	0	3	35
01	Teel, Vernon-g	3-6	0-0	0-0	1	1	2	2	6	7	7	0	2	36
03	Kalipinde, Given	4-8	1-3	1-2	2	1	3	3	10	1	0	0	1	18
05	Hamilton, Ashley	0-1	0-0	0-0	1	0	1	1	0	0	1	1	0	4
15	Osborne, Alex	3-4	0-0	0-0	2	4	6	1	6	0	2	0	0	24
Team					0	3	3							
Totals		26-52	6-17	15-22	11	21	32	13	73	13	17	2	8	200
FG% 1st half: 17-29		58.6%	2nd half: 9-23	39.1%	Game: 26-52		50.0%	DB Rebs: 4						
3FG% 1st half: 3-7		42.9%	2nd half: 3-10	30.0%	Game: 6-17		35.3%							
FT% 1st half: 5-9		55.6%	2nd half: 10-13	76.9%	Game: 15-22		68.2%							
Officials: Kevin Cutler, Jeff Ketchu, Phil White														
Technical fouls: Montana-None. Loyola Marymount-None.														
Attendance: 1444														
Score by periods		1st	2nd	Total										
Montana		38	44	82										
Loyola Marymount		42	31	73										

MONTANA VS. COLORADO STATE

12/12/09 7:05 p.m. at Fort Collins, Colo. – Moby Arena

VISITORS: Montana 61 • 6-4

#	Player Name	Total	3-Ptr	Rebounds												
		FG-FGA	FG-FGA	FT-FTA	OF	DE	TOT	PF	TP	A	TO	BLK	S	MIN		
24	Selvig, Derek-f	5-8	0-1	0-0	2	7	9	4	10	0	2	2	1	30		
40	Ward, Mathias-f	2-3	0-0	0-0	0	0	0	2	4	0	1	0	1	17		
03	Staudacher, Ryan-g	1-5	1-4	0-0	0	0	0	1	3	2	1	0	1	34		
05	Cherry, Will-g	4-8	0-2	0-0	0	3	3	4	8	0	3	0	5	25		
23	Johnson, Anthony-g	5-14	0-2	9-12	0	1	1	2	19	3	1	0	1	36		
02	Young, Raason	0-2	0-1	0-0	0	0	0	0	0	0	0	0	0	2		
13	Taylor, Michael	3-5	1-3	0-0	1	4	5	1	7	0	0	0	0	18		
22	Stockton, Shawn	0-0	0-0	0-0	0	1	1	2	0	0	1	0	0	6		
33	Banny, Vassy	0-0	0-0	0-0	0	2	2	2	0	0	0	0	0	11		
44	McGillis, Jack	3-8	1-1	3-4	4	1	5	3	10	2	0	0	1	21		
Team					2	1	3									
Totals		23-53	3-14	12-16	9	20	29	21	61	7	9	2	10	200		
FG%	1st half: 9-27	33.3%	2nd half: 14-26	53.8%	Game: 23-53 43.4%										DB Rebs: 0	
3FG%	1st half: 0-8	0.0%	2nd half: 3-6	50.0%	Game: 3-14 21.4%											
FT%	1st half: 5-8	62.5%	2nd half: 7-8	87.5%	Game: 12-16 75.0%											

MSU NORTHERN VS. MONTANA

12/16/09 7:05 p.m. at Missoula, Mont. – Dahlberg Arena

VISITORS: MSU Northern 43

#	Player Name	Total	3-Ptr	Rebounds										
		FG-FGA	FG-FGA	FT-FTA	OF	DE	TOT	PF	TP	A	TO	BLK	S	MIN
24	Greenland, Clay-f	4-9	0-0	0-0	2	3	5	3	8	0	1	1	1	34
40	Santiago, Brian-f	2-7	0-0	0-0	2	1	3	4	4	0	2	0	1	18
03	Tisby, Eric-g	2-4	2-3	0-0	0	0	0	0	6	2	2	0	3	29
23	Dennis, Justin-g	5-15	3-9	0-0	0	1	1	0	13	4	0	0	2	35
31	Sellers, Andrew-g	1-8	1-3	0-0	1	4	5	4	3	1	1	1	3	26
20	Jackson, Devin	0-2	0-2	0-0	1	0	1	0	0	2	1	0	0	15
22	Payovich, Mark	0-0	0-0	0-0	0	0	0	0	0	0	0	0	0	1
34	LaValley, Mike	1-4	1-4	0-0	0	1	1	1	3	0	2	0	0	14
50	Burgess, Walynn	3-7	0-0	0-3	2	4	6	0	6	2	1	0	0	28
	Team				2	1	3				1			
	Totals	18-56	7-21	0-3	10	15	25	12	43	11	11	2	10	200
FG%	1st half: 7-25	28.0%	2nd half: 11-31	35.5%	Game:	18-56	32.1%	DB Rebs: 1						
3FG%	1st half: 4-11	36.4%	2nd half: 3-10	30.0%	Game:	7-21	33.3%							
FT%	1st half: 0-0	0.0%	2nd half: 0-3	0.0%	Game:	0-3	0.0%							

HOME TEAM: Montana 57 • 7-4

#	Player Name	Total	3-Ptr		Rebounds										PF	TP	A	TO	BLK	S	MIN
		FG-FGA	FG-FGA	FT-FTA	OF	DE	TOT														
44	McGillis, Jack-f	5-9	0-2	0-0	0	3	3	1	10	4	2	1	1	24							
41	Qvale, Brian-c	9-11	0-0	5-5	2	7	9	2	23	0	1	4	0	32							
03	Staudacher, Ryan-g	1-4	1-3	2-2	1	0	1	1	5	3	0	0	0	27							
05	Cherry, Will-g	1-2	0-1	1-4	1	3	4	2	3	3	1	0	1	19							
23	Johnson, Anthony-g	3-6	0-0	1-2	0	4	4	0	7	2	2	1	0	33							
02	Young, Raason	1-2	0-0	0-0	0	0	0	2	2	0	3	0	0	14							
13	Taylor, Michael	1-4	1-3	0-0	0	3	3	0	3	0	2	0	2	25							
22	Stockton, Shawn	0-1	0-0	0-0	0	2	2	0	0	0	1	0	0	3							
24	Selvig, Derek	0-1	0-0	0-0	3	6	9	0	0	1	3	0	3	12							
33	Banny, Vassy	0-0	0-0	0-0	1	0	1	0	0	0	0	0	0	3							
40	Ward, Mathias	2-3	0-0	0-2	0	1	1	1	4	0	0	0	0	8							
	Team				0	1	1														
	Totals	23-43	2-9	9-15	8	30	38	9	57	13	15	6	7	200							
FG% 1st half: 11-22		50.0%	2nd half: 12-21	57.1%	Game: 23-43		53.5%	DB Rebs: 3													
3FG% 1st half: 2-5		40.0%	2nd half: 0-4	0.0%	Game: 2-9		22.2%														
FT% 1st half: 7-11		63.6%	2nd half: 2-4	50.0%	Game: 9-15		60.0%														

Officials: Randy Burkhart, Ty Elkin, Rob Tesch

Technical fouls: MSU Northern-None. Montana-None.

Attendance: 2407

Score by periods	1st	2nd	Total
MSU Northern	18	25	43
Montana	31	26	57

UC RIVERSIDE VS. MONTANA

12/19/09 7:05 p.m. at Missoula, Mont. – Dahlberg Arena

VISITORS: UC Riverside 52 • 6-4

#	Player Name	Total	3-Ptr	Rebounds											MIN
		FG-FGA	FG-FGA	FT-FTA	OF	DE	TOT	PF	TP	A	TO	BLK	S		
20	Austin, Kyle-f	6-12	1-3	1-3	2	1	3	2	14	1	4	0	0	36	
30	Chavarria, David-f	1-2	0-0	1-2	0	1	1	2	3	2	0	0	0	14	
13	Cunningham, Sean-g	3-5	3-4	0-0	0	6	6	1	9	3	0	0	1	33	
24	Dowdy, Brandon-g	1-7	1-5	0-0	0	2	2	1	3	0	0	0	2	22	
42	Gurganius, Larry-g	1-5	0-1	0-0	0	6	6	1	2	2	2	1	0	24	
03	Gordon, Dwight	2-7	1-3	0-0	0	0	0	0	5	3	1	0	0	20	
04	Hampton, Bryson	2-5	0-0	0-0	5	2	7	3	4	0	2	1	1	24	
11	Diggs, Jalanni	0-0	0-0	0-0	0	0	0	0	0	0	0	0	0	4	
12	McMullan, Lateef	4-5	4-5	0-0	0	0	0	1	12	1	2	0	0	16	
32	Meo, Rudy	0-0	0-0	0-0	0	0	0	1	0	0	1	0	0	1	
41	Veteto, Konner	0-2	0-0	0-0	0	0	0	4	0	0	3	0	0	6	
Team					2	0	2								
Totals		20-50	10-21	2-5	9	18	27	16	52	12	15	2	4	200	
FG%	1st half: 9-25	36.0%	2nd half: 11-25	44.0%	Game: 20-50		40.0%	DB Rebs: 0							
3FG%	1st half: 4-9	44.4%	2nd half: 6-12	50.0%	Game: 10-21		47.6%								
FT%	1st half: 0-0	0.0%	2nd half: 2-5	40.0%	Game: 2-5		40.0%								

HOME TEAM: Montana 67 • 8-4

#	Player Name	Total	3-Ptr	Rebounds					PF	TP	A	TO	BLK	S	MIN	
		FG-FGA	FG-FGA	FT-FTA	OF	DE	TOT									
02	Young, Raason-f	0-3	0-2	0-0	1	0	1	0	0	0	0	0	0	13		
44	McGillis, Jack-f	2-3	1-2	1-3	1	0	1	4	6	0	1	0	1	18		
41	Qvale, Brian-c	0-4	0-0	5-6	2	7	9	4	5	1	3	3	0	27		
03	Staudacher, Ryan-g	4-10	3-6	2-3	1	0	1	1	13	1	0	0	0	34		
23	Johnson, Anthony-g	9-13	4-7	1-2	1	3	4	0	23	3	3	0	0	35		
04	Cherry, Will	1-4	0-0	0-2	0	3	3	0	2	3	0	0	2	16		
13	Taylor, Michael	3-7	3-7	0-0	1	2	3	1	9	1	1	0	0	21		
24	Selvig, Derek	2-3	1-1	0-0	1	8	9	2	5	5	2	0	0	26		
33	Banny, Vassy	0-0	0-0	0-2	3	1	4	1	0	0	2	0	0	7		
40	Ward, Mathias	2-2	0-0	0-0	0	0	0	1	4	0	0	0	0	3		
	Team				0	0	0									
	Totals	23-49	12-25	9-18	11	24	35	14	67	14	12	3	3	200		
FG%	1st half: 14-24	58.3%	2nd half: 9-25	36.0%	Game:	23-49	46.9%	DB Rebs: 6								
3FG%	1st half: 9-16	56.3%	2nd half: 3-9	33.3%	Game:	12-25	48.0%									
FT%	1st half: 3-8	37.5%	2nd half: 6-10	60.0%	Game:	9-18	50.0%									
Officials: John Weeks, Ronald Brokenbrough, Don Wescott																

Officials: John Weeks, Ronald Brokenbrough, Don Wescott

Technical fouls: UC Riverside-None. Montana-None.

Attendance: 2790

Score by periods	1st	2nd	Total
UC Riverside	22	30	52
Montana	40	27	67

FRESNO STATE VS. MONTANA

12/21/09 7:05 p.m. at Missoula, Mont. – Dahlberg Arena

VISITORS: Fresno State 56 • 6-6

#	Player Name	Total	3-Ptr	Rebounds					PF	TP	A	TO	BLK	S	MIN
		FG-FGA	FG-FGA	FT-FTA	OF	DE	TOT								
24	George Paul-f	9-17	6-10	4-4	3	7	10	2	28	1	1	0	3	39	
30	Seay, Sylvester-f	3-10	0-3	5-6	1	3	4	1	11	1	3	0	0	32	
22	Smith, Greg-c	2-7	0-0	1-1	2	2	4	4	5	2	2	2	1	31	
01	Ladd, Mike-g	2-8	1-5	0-0	1	3	4	1	5	1	0	1	0	37	
12	Shepp, Steven-g	2-5	1-3	0-0	0	3	3	4	5	5	4	0	1	34	
11	Brown, Jerry	0-0	0-0	0-0	0	0	0	1	0	0	0	0	0	1	
15	Golubovic, Nedeljko	0-0	0-0	2-2	0	2	2	0	2	0	1	0	0	11	
32	Sperling, Brandon	0-0	0-0	0-0	0	2	2	1	0	0	1	0	0	9	
42	Webster, Brandon	0-0	0-0	0-0	0	0	0	0	0	1	0	0	0	6	
	Team				3	0	3					1			
	Totals	18-47	8-21	12-13	10	22	32	14	56	11	13	3	5	200	
FG% 1st half: 10-27		37.0%	2nd half: 8-20	40.0%	Game: 18-47		38.3%	DB Rebs: 2							
3FG% 1st half: 6-15		40.0%	2nd half: 2-6	33.3%	Game: 8-21		38.1%								
FT% 1st half: 2-2		100.0	2nd half: 10-11	90.9%	Game: 12-13		92.3%								

HOME TEAM: Montana 59 • 9-4

#	Player Name	Total	3-Ptr	Rebounds					PF	TP	A	TO	BLK	S	MIN
		FG-FGA	FG-FGA	FT-FTA	O	DE	TOT								
02	Young, Raason-f	1-2	1-2	0-0	0	0	0	1	3	0	2	0	1	10	
44	McGillis, Jack-f	1-4	1-3	0-2	0	1	1	3	3	2	1	0	1	24	
41	Qvale, Brian-c	4-6	0-0	2-2	1	1	2	2	10	1	0	3	0	34	
03	Staudacher, Ryan-g	3-7	3-7	0-0	0	1	1	0	9	2	1	0	0	30	
23	Johnson, Anthony-g	4-9	2-4	1-2	1	4	5	1	11	2	2	1	0	38	
05	Cherry, Will	3-3	1-1	4-8	0	3	3	1	11	2	2	0	0	29	
13	Taylor, Michael	2-3	2-3	0-0	0	3	3	1	6	3	0	0	1	21	
24	Selvig, Derek	2-6	0-2	2-2	2	2	4	4	6	2	3	0	1	16	
33	Banny, Vassy	0-0	0-0	0-0	0	0	0	1	0	0	0	0	0	3	
40	Ward, Mathias	0-2	0-0	0-0	0	3	3	0	0	0	0	0	0	5	
	Team				1	0	1								
	Totals	20-42	10-22	9-16	5	18	23	14	59	14	11	5	5	200	
FG% 1st half: 11-23		47.8%	2nd half: 9-19		47.4%	Game: 20-42		47.6%	DB Rebs: 2						
3FG% 1st half: 6-12		50.0%	2nd half: 4-10		40.0%	Game: 10-22		45.5%							
FT% 1st half: 0-2		0.0%	2nd half: 9-14		64.3%	Game: 9-16		56.3%							
Officials: Gregory Nixon, Jeff Kent, Shawn Cather															

MONTANA VS. IDAHO STATE

12-31-09 3:05 p.m. at Holt Arena

VISITORS: Montana 65 • 10-5, 1-2 BSC

#	Player Name	Total	3-Ptr	Rebounds			PF	TP	A	TO	BLK	S	MIN
		FG-FGA	FG-FGA	FT-FTA	OF	DE							
44	McGillis, Jack-f	5-9	1-3	1-1	3	1	4	1	12	1	1	0	32
41	Qvale, Brian-c	2-3	0-0	1-2	2	4	6	4	5	1	0	1	16
02	Young, Raason-g	1-3	1-2	0-0	0	0	0	0	3	0	2	0	12
03	Staudacher, Ryan-g	4-10	4-9	0-0	0	2	2	2	12	2	0	0	33
23	Johnson, Anthony-g	3-8	2-4	7-8	1	0	1	3	15	3	2	0	37
05	Cherry, Will	2-6	1-1	5-7	1	4	5	1	10	3	2	1	22
13	Taylor, Michael	2-5	2-5	0-0	0	2	2	1	6	1	0	0	16
24	Selvig, Derek	1-5	0-1	0-0	2	2	4	5	2	1	1	1	25
40	Ward, Mathias	0-0	0-0	0-0	0	3	3	1	0	0	1	0	7
Team					1	1	2						
Totals		20-49	11-25	14-18	10	19	29	18	65	12	9	3	4 200
FG%		1st half: 11-26	42.3%	2nd half: 9-23	39.1%	Game: 20-49		40.8%	DB Rebs: 4				
3FG%		1st half: 8-18	44.4%	2nd half: 3-7	42.9%	Game: 11-25		44.0%					
FT%		1st half: 5-5	100.0	2nd half: 9-13	69.2%	Game: 14-18		77.8%					

HOME TEAM: Idaho State 67 • 4-10, 1-1 BSC

#	Player Name	Total	3-Ptr	Rebounds			PF	TP	A	TO	BLK	S	MIN
		FG-FGA	FG-FGA	FT-FTA	OF	DE							
25	Tatum, Chron-f	0-1	0-0	2-4	1	4	5	3	2	0	0	1	18
21	Monroe, Demetrius-c	5-10	0-0	0-1	3	6	9	0	10	1	1	1	36
01	Morgan, Amorrow-g	12-17	2-2	6-9	2	1	3	1	32	2	1	0	38
02	Gilchrist, Broderick-g	4-10	1-3	1-4	1	1	2	5	10	1	4	0	24
23	Kilpatrick, Austin-g	4-8	1-3	0-0	4	2	6	4	9	3	1	1	33
05	Lacey, Mike	0-0	0-0	0-0	0	0	0	0	0	0	0	0	4
12	Baldwin, Sherrod	1-2	0-0	0-0	0	1	1	2	2	0	1	0	11
20	Carson, Donnie	1-5	0-0	0-0	0	2	2	2	2	1	0	0	26
Team					1	1	2						
Totals		27-53	4-8	9-18	12	18	30	17	67	8	8	3	7 200
FG%		1st half: 13-26	50.0%	2nd half: 14-27	51.9%	Game: 27-53		50.9%	DB Rebs: 4,1				
3FG%		1st half: 1-3	33.3%	2nd half: 3-5	60.0%	Game: 4-8		50.0%					
FT%		1st half: 5-9	55.6%	2nd half: 4-9	44.4%	Game: 9-18		50.0%					

Officials: Michael Irving, Jon Stigliano, Chuck Rydzak

Technical fouls: Montana-None. Idaho State-None.

Attendance: 1933

Score by periods	1st	2nd	Total
Montana	35	30	65
Idaho State	32	35	67

MONTANA VS. WEBER STATE

01-02-10 7:00 p.m. at Ogden, Utah – Dee Events Center

VISITORS: Montana 56 • 10-6, 1-3 BSC

#	Player Name	Total	3-Ptr	Rebounds			PF	TP	A	TO	BLK	S	MIN
		FG-FGA	FG-FGA	FT-FTA	OF	DE							
02	Young, Raason-f	1-5	0-2	0-0	0	2	2	0	2	0	0	0	23
44	McGillis, Jack-f	2-7	0-2	1-2	2	9	11	3	5	0	0	1	25
41	Qvale, Brian-c	4-8	0-0	6-6	1	6	7	5	14	0	1	3	31
03	Staudacher, Ryan-g	0-1	0-1	0-0	0	2	2	2	0	0	1	0	15
23	Johnson, Anthony-g	4-14	1-4	2-3	2	0	2	4	11	1	2	0	30
05	Cherry, Will	7-13	0-2	3-4	1	4	5	3	17	0	3	0	25
13	Taylor, Michael	0-0	0-0	0	0	0	0	1	0	0	1	0	16
22	Stockton, Shawn	0-1	0-0	1-2	1	1	2	1	1	2	1	0	27
24	Selvig, Derek	1-3	0-2	0-0	1	2	3	2	2	1	1	1	17
33	Banny, Vassy	0-0	0-0	2-2	0	0	0	0	2	0	0	0	4
40	Ward, Mathias	1-4	0-0	0-0	1	0	1	3	2	1	1	0	7
Team					1	2	3						
Totals		20-56	1-13	15-19	10	28	38	24	56	5	11	5	8 200
FG%		1st half: 8-25	32.0%	2nd half: 12-31	38.7%	Game: 20-56		35.7%	DB Rebs: 1				
3FG%		1st half: 0-3	0.0%	2nd half: 1-10	10.0%	Game: 1-13		7.7%					
FT%		1st half: 7-8	87.5%	2nd half: 8-11	72.7%	Game: 15-19		78.9%					

HOME TEAM: Weber State 64 • 9-6, 3-0 BSC

#	Player Name	Total	3-Ptr	Rebounds			PF	TP	A	TO	BLK	S	MIN
		FG-FGA	FG-FGA	FT-FTA	OF	DE							
03	Bullinger, Kyle-f	2-4	1-1	0-0	0	2	2	5	5	0	0	0	15
12	Hansen, Nick-f	3-7	2-6	1-1	1	3	4	0	9	2	0	0	33
41	Panos, Steve-c	3-7	0-0	4-9	2	3	5	4	10	1	1	0	27
05	Lillard, Damian-g	8-15	4-7	10-13	1	6	7	2	30	5	2	2	34
23	Session, Franklin-g	2-9	0-3	1-6	3	6	9	3	5	2	5	1	32
15	Hughey, Lindsey	0-3	0-1	0-0	0	1	1	0	0	0	1	0	18
21	Noble, Josh	0-1	0-1	0-0	0	0	0	0	0	0	0	0	3
30	Mahoney, Darin	1-3	0-0	0-0	2	4	6	0	2	0	1	0	19
33	Washington, Matt	0-1	0-0	0-0	1	1	2	0	0	0	1	0	16
55	Morris, Trevor	1-2	0-0	1-2	1	2	3	2	3	0	1	1	13
Team					0	1	1						
Totals		20-52	7-19	17-31	11	29	40	16	64	10	12	4	4 200
FG%		1st half: 13-31	41.9%	2nd half: 7-21	33.3%	Game: 20-52		38.5%	DB Rebs: 7				
3FG%		1st half: 4-12	33.3%	2nd half: 3-7	42.9%	Game: 7-19		36.8%					
FT%		1st half: 3-7	42.9%	2nd half: 14-24	58.3%	Game: 17-31		54.8%					

Officials: Bob Scofield, Kurt Walker, Kevin Cutler

Technical fouls: Montana-None. Weber State-None.

Attendance: 4490

Score by periods	1st	2nd	Total
Montana	23	33	56
Weber State	33	31	64



Sophomore guard Will Cherry

EASTERN WASHINGTON VS. MONTANA

01/08/10 7:05 p.m. at Missoula, Mont. – Dahlberg Arena

VISITORS: Eastern Washington 66 • 5-11, 1-2 BSC

#	Player Name	Total	3-Ptr	Rebounds			PF	TP	A	TO	BLK	S	MIN
		FG-FGA	FG-FGA	FT-FTA	OF	DE							
42	Dunn, Mark-f	3-4	2-2	0-0	0	3	3	1	8	1	2	0	37
45	Moore, Brandon-c	3-10	0-0	2-2	2	9	11	3	8	0	4	2	30
01	Dean, Glen-g	6-11	3-4	0-0	0	3	3	3	15	1	6	0	23
02	Forbes, Jeffrey-g	5-9	2-4	0-0	1	4	5	2	12	1	6	0	34
10	Gibbs, Alden-g	1-5	0-1	0-0	1	1	2	1	2	3	0	0	12
14	Gibson, Gary	2-2	0-0	2-2	0	2	2	3	6	2	4	0	21
15	Griffin, Laron	2-7	0-0	4-4	2	3	5	3	8	0	0	1	11
23	Winford, Kevin	2-4	0-1	3-3	0	0	0	2	7	0	0	0	14
32	Brunell, Matthew	0-0	0-0	0-0	0	0	0	0	0	1	0	0	2
Team					5	0	5						
Totals		24-52	7-12	11-11	11	25	36	18	66	9	22	3	3 200
FG%		1st half: 15-27	55.6%	2nd half: 9-25	36.0%	Game: 24-52		46.2%	DB Rebs: 0				
3FG%		1st half: 4-7	57.1%	2nd half: 3-5	60.0%	Game: 7-12		58.3%					
FT%		1st half: 7-7	100.0	2nd half: 4-4	100.0	Game: 11-11		100.0					

HOME TEAM: Montana 79 • 11-6, 2-3 BSC

#	Player Name	Total	Rebounds											
		FG-FGA	3-Ptr	FT-FTA	OF	DE	TOT	PF	TP	A	TO	BLK	S	MIN
44	McGillis, Jack-f	2-4	0-1	2-4	0	4	4	2	6	0	0	0	1	27
41	Qvale, Brian-c	1-4	0-0	2-2	3	2	5	2	4	0	1	6	2	29
03	Staudacher, Ryan-g	4-6	3-4	0-0	0	1	1	1	11	2	0	0	2	33
05	Cherry, Will-g	7-13	0-3	3-4	0	2	2	3	17	1	1	0	7	24
23	Johnson, Anthony-g	6-14	3-4	10-12	0	3	3	1	25	2	2	0	1	37
02	Young, Raason	3-6	0-1	0-0	2	0	2	1	6	1	0	0	0	16
13	Taylor, Michael	0-1	0-0	0-0	0	0	0	0	0	0	0	0	0	3
22	Stockton, Shawn	0-1	0-0	1-2	1	1	2	0	1	0	2	0	0	7
24	Selvig, Derek	2-4	1-2	0-2	1	3	4	0	5	0	1	0	0	16
40	Ward, Mathias	2-2	0-0	0-0	0	1	1	4	4	0	0	0	0	8
	Team				1	0	1							
	Totals	27-55	7-15	18-26	8	17	25	14	79	6	7	6	13	200
FG%	1st half: 12-26	46.2%	2nd half: 15-29	51.7%	Game: 27-55 49.1%									
FT%	1st half: 3-7	42.9%	2nd half: 4-8	50.0%	Game: 7-15 46.7%									
3P%	1st half: 10-18	55.6%	2nd half: 8-8	100.0	Game: 18-26 69.2%									

PORTLAND STATE VS. MONTANA

01/09/10 at Missoula, Mont. – Dahlberg Arena

VISITORS: Portland State 58 • 7-9, 2-2 BSC

#	Player Name	Totals		3-Ptrs		Rebounds		PF	TP	A	TO	BLK	S	MIN
		FG-FGA	FG-FGA	FT-FTA	OF	DE	TOT							
21	Nelson, Phil-f	6-13	1-3	3-3	1	1	2	1	16	0	0	1	34	
44	Jones, Jamie-f	3-7	0-0	2-2	1	4	5	4	8	0	0	2	0	23
04	Jones, Melvin-g	3-8	0-2	0-0	2	4	6	1	6	1	0	0	0	32
11	Waters, Dominic-g	4-7	0-3	5-6	0	0	0	1	13	5	5	0	0	31
12	Guede, Paul-g	1-3	1-3	0-0	1	4	5	5	3	1	1	0	1	25
13	Thomas, Phillip	2-5	0-0	4-6	1	0	1	1	8	0	0	0	0	17
14	Brandon, Alonzo	0-1	0-1	0-0	0	1	1	0	0	0	0	0	0	8
15	Johnson, Dane	0-2	0-1	0-0	0	1	1	0	0	1	1	0	1	11
23	Harriel, Chris	0-2	0-2	4-8	1	1	2	2	4	0	1	0	0	18
30	Bansemir, Kenton	0-0	0-0	0-0	0	0	0	0	0	0	0	0	0	1
	Team				1		1				2			
	Totals	19-48	2-15	18-25	8	16	24	15	58	8	10	2	3	200
FG%	1st half: 12-28	42.9%	2nd half: 7-20	35.0%	Game: 19-48	39.6%	DB Rebs: 3							
3FG%	1st half: 0-8	0.0%	2nd half: 2-7	28.6%	Game: 2-15	13.3%								
FT%	1st half: 4-4	100%	2nd half: 14-21	66.7%	Game: 18-25	72.0%								

HOME TEAM: Montana 90 • 12-6, 3-3 BSC

#	Player Name	Total		3-Ptr		Rebounds		PF	TP	A	TO	BLK	S	MIN
		FG-FGA	FG-FGA	FT-FTA	OF	DE	TOT							
44	McGillis, Jack-f	1-3	0-1	3-4	0	1	1	3	5	1	1	0	0	22
41	Qvale, Brian-c	8-9	0-0	3-4	2	2	4	2	19	0	0	1	0	28
03	Staudacher, Ryan-g	5-7	2-4	3-3	1	4	5	1	15	2	0	1	1	26
05	Cherry, Will-g	2-8	0-1	1-2	0	2	2	5	5	2	0	0	0	19
23	Johnson, Anthony-g	6-12	1-2	7-7	0	1	1	0	20	4	2	0	0	37
02	Young, Raason	3-6	1-3	0-0	2	3	5	3	7	1	0	0	0	17
13	Taylor, Michael	0-1	0-0	0-0	0	2	2	4	0	2	0	0	2	18
15	Nelson, Ryan	0-0	0-0	0-0	0	0	0	0	0	0	0	0	0	1
22	Stockton, Shawn	0-0	0-0	0-0	0	0	0	0	2	0	0	0	0	3
24	Selvig, Derek	4-4	3-3	0-0	2	4	6	0	11	3	0	0	0	17
40	Ward, Mathias	3-5	0-0	2-2	1	3	4	2	8	0	0	0	0	12
	Team				3	3	3							
	Totals	32-55	7-14	19-22	8	25	33	20	90	17	3	2	3	200
FG%	1st half: 18-33	54.5%	2nd half: 14-22	63.6%	Game: 22-55	58.2%	DB Rebs: 2							
3FG%	1st half: 4-9	44.4%	2nd half: 3-5	60.0%	Game: 7-14	50.0%								
FT%	1st half: 1-2	50.0%	2nd half: 18-20	90.0%	Game: 19-22	86.4%								
Officials: Jimmy Casas, Greg Nixon, Kurt Walker														
Technical fouls: Portland State-None. Montana-None. Attendance: 3276														
Score by Periods		1st	2nd	Total										
Portland State		28	30	58										
Montana		41	49	90										

MONTANA VS. SACRAMENTO STATE

1/15/10 7:05 p.m. at Sacramento, Calif. – The Hornets Nest

VISITORS: Montana 57 • 13-6, 4-3 BSC

#	Player Name	Total		3-Ptr		Rebounds		PF	TP	A	TO	BLK	S	MIN
		FG-FGA	FG-FGA	FT-FTA	OF	DE	TOT							
44	McGillis, Jack-f	1-3	0-1	0-0	0	5	5	1	2	1	2	1	0	18
41	Qvale, Brian-c	0-2	0-0	1-2	1	4	5	4	1	2	1	1	0	23
03	Staudacher, Ryan-g	2-9	2-8	0-0	0	2	2	6	0	0	0	0	0	27
05	Cherry, Will-g	3-9	0-1	3-8	0	4	4	0	9	3	1	0	4	27
23	Johnson, Anthony-g	7-10	0-1	4-4	0	3	3	2	18	2	6	0	0	37
02	Young, Raason	2-4	1-2	0-0	0	3	3	0	5	0	0	0	0	15
13	Taylor, Michael	1-3	1-3	0-0	0	0	0	1	3	2	0	0	0	16
24	Selvig, Derek	2-5	1-3	0-0	1	4	5	5	5	2	2	0	1	24
40	Ward, Mathias	3-5	0-0	2-3	1	2	3	1	8	0	0	0	0	13
	Team				2	2	4							
	Totals	21-50	5-19	10-17	5	29	34	16	57	12	12	2	5	200
FG%	1st half: 12-27	44.4%	2nd half: 9-23	39.1%	Game: 21-50	42.0%	DB Rebs: 3							
3FG%	1st half: 4-10	40.0%	2nd half: 1-9	11.1%	Game: 5-19	26.3%								
FG%	1st half: 1-4	25.0%	2nd half: 9-13	69.2%	Game: 10-17	58.8%								

HOME TEAM: Sacramento State 56 • 7-11, 1-4 BSC

#	Player Name	Total		3-Ptr		Rebounds		PF	TP	A	TO	BLK	S	MIN
		FG-FGA	FG-FGA	FT-FTA	OF	DE	TOT							
05	Dickson, John-f	2-11	0-2	2-2	2	5	7	3	6	0	1	0	1	26
40	Eller, Justin-c	4-11	0-0	6-8	4	8	12	1	14	1	0	1	0	32
12	Stigall, Jared-g	0-2	0-1	0-0	0	1	1	1	0	0	0	0	0	12
22	Flaggs, Antonio-g	4-8	2-4	1-2	0	5	5	2	11	0	0	0	2	32
23	Daniel, Domineek-g	6-11	0-1	0-0	1	4	5	3	12	1	2	1	3	22
14	Marcial, Mike	0-2	0-1	0-0	0	2	2	2	0	4	0	0	0	22
21	Toles-Bey, Sultan	3-6	1-2	0-0	0	2	2	0	7	3	3	0	1	29
32	Selling, Michael	1-2	0-0	2-2	1	0	1	1	4	1	3	1	1	12
33	Bjegovic, Duro	1-5	0-1	0-0	1	1	2	3	2	0	1	0	0	13
	Team				0	0	0							
	Totals	21-58	3-12	11-14	9	28	37	16	56	10	10	3	8	200
FG%	1st half: 12-28	42.9%	2nd half: 9-30	30.0%	Game: 21-58	36.2%	DB Rebs: 2							
3FG%	1st half: 2-5	40.0%	2nd half: 1-7	14.3%	Game: 3-12	25.0%								
FT%	1st half: 4-4	100.0	2nd half: 7-10	70.0%	Game: 11-14	78.6%								
Officials: Bob Scofield, John Weeks, Aaron Schlessinger														
Technical fouls: Montana-None. Sacramento State-None.														
Attendance: 709														
Score by periods		1st	2nd	Total										
Montana		29	28	57										
Sacramento State		30	26	56										

MONTANA VS. MONTANA STATE

1/23/10 7:05 p.m. at Bozeman, Mont. – Worthington Arena

VISITORS: Montana 52 • 13-7, 4-4 BSC

#	Player Name	Total		3-Ptr		Rebounds		PF	TP	A	TO	BLK	S	MIN
		FG-FGA	FG-FGA	FT-FTA	OF	DE	TOT							
44	McGillis, Jack-f	4-8	1-1	3-5	2	5	7	2	12	2	3	0	1	26
41	Qvale, Brian-c	7-8	0-0	4-6	1	1	2	2	18	0	1	1	1	27
03	Staudacher, Ryan-g	0-2	0-1	0-0	0	2	2	2	0	1	1	0	1	30
05	Cherry, Will-g	0-4	0-0	0-0	0	1	1	2	0	2	2	0	0	18
23	Johnson, Anthony-g	2-9	0-2	4-5	1	7	8	3	8	2	3	0	0	36
02	Young, Raason	1-3	1-3	0-0	0	1	1	2	3	0	0	0	0	11
13	Taylor, Michael	0-3	0-2	0-0	0	1	1	1	0	0	0	0	1	16
22	Stockton, Shawn	2-2	0-0	1-1	0	0	0	2	5	0	1	0	0	6
24	Selvig, Derek	1-3	0-2	4-4	2	2	4	3	6	5	1	0	0	22
33	Banny, Vassy	0-0	0-0	0-0	0	1	1	1	0	0	0	0	0	4
40	Ward, Mathias	0-0	0-0	0-0	0	1	1	0	0	0	0	0	0	4
	Team				0	1	1							
	Totals	17-42	2-11	16-21	6	23	29	20	52	12	12	1	5	200
FG%	1st half: 6-20	30.0%	2nd half: 11-22	50.0%	Game: 17-42	40.5%	DB Rebs: 2							
3FG%	1st half: 1-6	16.7%	2nd half: 1-5	20.0%	Game: 2-11	18.2%								
FT%	1st half: 8-10	80.0%	2nd half: 8-11	72.7%	Game: 16-21	76.2%								

HOME TEAM: Montana State 61 • 11-8, 6-2 BSC

	Total	3-Ptr		Rebounds										
##	Player Name	FG-FGA	FG-FGA	FT-FTA	OF	DE	TOT	PF	TP	A	TO	BLK	S	MIN
15	Howard, Bobby-f	5-10	0-3	2-3	3	6	9	2	12	1	1	0	0	35
23	Rush, Erik-f	4-11	1-2	2-4	0	3	3	2	11	3	4	1	3	36
42	Johnson, Branden-c	4-11	2-5	1-2	3	3	6	3	11	1	0	0	1	30
03	Navarre, Marquis-g	4-8	1-1	3-6	0	1	1	3	12	2	0	0	0	33
20	Bynum, Will-g	3-7	0-0	2-2	1	5	6	1	8	2	3	0	2	29
01	Brown, Austin	0-0	0-0	0-0	1	1	2	0	0	0	0	0	0	3
04	Henderson, Cameron	2-2	0-0	1-1	0	0	0	3	5	0	0	0	0	13
33	Piepoli, Danny	1-4	0-2	0-0	1	2	3	1	2	0	0	0	0	17
34	Anderson, Cody	0-0	0-0	0-0	0	0	0	1	0	0	0	0	0	4
Team:					1	1	2							
Totals		23-53	4-13	11-18	10	22	32	16	61	9	8	1	6	200
FG%	1st half: 11-28	39.3%	2nd half: 12-25	48.0%	Game:		23-53	43.4%			DB		Rebs: 5	
3FG%	1st half: 2-6	33.3%	2nd half: 2-7	28.6%	Game:		4-13	30.8%						
FT%	1st half: 4-6	66.7%	2nd half: 7-12	58.3%	Game:		11-18	61.1%						
Officials: Bob Scofield, Kevin Cutler, Jeff Wooten														
Technical fouls: Montana-None. Montana State-TEAM.														
Attendance: 6427														
Score by periods		1st	2nd	Total										
Montana		21	31	52										
Montana State		28	33	61										

MONTANA VS. NORTHERN ARIZONA

1/30/10 6:35 p.m. at Flagstaff, Ariz. – Walkup Skydome

VISITORS: Montana 84 • 15-7, 6-4 BSC

##	Player Name	Total	3-Ptr	Rebounds									
		FG-FGA	FG-FGA	FT-FTA	OF	DE	TOT	PF	TP	A	TO	BLK	S
44	McGillis, Jack-f	4-6	0-1	1-2	3	2	5	4	9	2	0	0	20
41	Qvale, Brian-c	3-4	0-0	1-2	1	2	3	1	7	3	0	0	29
03	Staudacher, Ryan-c	2-6	1-4	2-2	0	1	1	0	7	1	1	0	27
05	Cherry, Will-g	7-10	0-0	5-6	1	6	7	1	19	1	1	0	5 27
23	Johnson, Anthony-g	9-14	1-1	9-9	0	4	4	2	28	2	5	0	3 31
02	Young, Raason	2-4	1-1	0-0	0	0	0	0	5	0	0	0	10
13	Taylor, Michael	2-3	0-0	0-0	0	1	1	0	4	0	0	0	13
22	Stockton, Shawn	1-1	0-0	0-0	0	0	0	3	2	1	2	0	1 10
24	Selvig, Derek	1-3	1-1	0-0	1	2	3	2	3	3	1	1	0 20
33	Banny, Vassy	0-0	0-0	0-0	0	1	1	0	0	0	0	0	3
40	Ward, Mathias	0-1	0-0	0-0	0	0	0	1	0	1	1	0	0 10
Team					0	5	5						
Totals		31-52	4-8	18-21	6	24	30	14	84	14	11	1	9 200
FG%	1st half: 12-27	44.4%	2nd half: 19-25	76.0%	Game: 31-52		59.6%	DB Rebs: 2					
3FG%	1st half: 2-4	50.0%	2nd half: 2-4	50.0%	Game: 4-8		50.0%						
FT%	1st half: 3-4	75.0%	2nd half: 15-17	88.2%	Game: 18-21		85.7%						

HOME TEAM: Northern Arizona 64 • 11-10, 5-5 BSC

#	Player Name	Total	3-Ptr	Rebounds					PF	TP	A	TO	BLK	S	MIN
		FG-FGA	FG-FGA	FT-FTA	OF	DE	TOT								
32	Larson, Nick–f	1-5	1-4	0-0	1	5	6	3	3	2	2	0	0	27	
42	Lepley, Josh–f	4-9	0-0	5-7	1	1	2	3	13	1	1	1	2	19	
10	Jones, Cameron–g	9-18	2-4	2-2	1	2	3	0	22	4	2	0	0	38	
11	Rogers, Gabe–g	1-6	1-6	0-0	1	0	1	3	3	0	1	0	1	28	
12	Olubuyi, Julian–g	0-0	0-0	2-4	0	2	2	3	2	7	3	0	1	37	
02	Jones, DeAngelo	6-10	1-4	1-1	1	0	1	2	14	2	1	0	1	16	
21	Saldivar, Stallon	0-0	0-0	0-0	0	0	0	0	0	0	2	0	0	3	
33	Wallace, Reid	0-1	0-1	0-0	1	1	2	2	0	0	1	0	0	11	
40	Johannsen, Shane	3-6	0-0	1-2	2	3	5	3	7	0	1	0	0	21	
Team					1	2	3								
Totals		24-55	5-19	11-16	9	16	25	19	64	16	14	1	5	200	
FG%	1st half: 11-26	42.3%	2nd half: 13-29	44.8%	Game: 24-55		43.6%	DB Rebs: 3							
3FG%	1st half: 3-10	30.0%	2nd half: 2-9	22.2%	Game: 5-19		26.3%								
FT%	1st half: 5-8	62.5%	2nd half: 6-8	75.0%	Game: 11-16		68.8%								

Officials: Scott Twardoski, Jeff Pfaff, Mark Cook

Technical fouls: Montana-None. Northern Arizona-None.

Attendance: 1437

Score by periods 1st 2nd Total

Montana	29	55	84
Northern Arizona	30	34	64

WEBER STATE VS. MONTANA

02/05/10 7:05 p.m. at Missoula, Mont. – Dahlberg Arena

VISITORS: Weber State 61 • 14-8, 8-2 BSC

#	Player Name	Total	3-Ptr	Rebounds										MIN
		FG-FGA	FG-FGA	FT-FTA	OF	DE	TOT	PF	TP	A	TO	BLK	S	
03	Bullinger, Kyle-f	2-9	1-3	0-1	1	2	3	1	5	0	1	1	0	29
23	Session, Franklin-f	6-14	0-2	0-1	5	5	10	3	12	4	1	3	1	36
45	Panos, Steve-c	2-4	0-0	0-0	1	2	3	5	4	0	0	0	0	14
01	Lillard, Damian-g	8-17	4-7	4-4	1	3	4	3	24	2	3	0	0	34
12	Hansen, Nick-g	0-5	0-5	0-0	0	1	1	1	0	1	2	0	0	19
15	Hughey, Lindsey	4-9	2-6	2-4	0	2	2	2	12	0	1	0	1	27
21	Noble, Josh	0-0	0-0	0-0	0	1	1	0	0	1	0	0	0	3
30	Mahoney, Darin	1-3	0-0	0-0	2	0	2	2	2	0	0	1	1	16
33	Washington, Matt	1-2	0-0	0-0	0	0	0	0	2	0	0	0	0	4
55	Morris, Trevor	0-1	0-0	0-0	1	0	1	5	0	0	0	0	0	18
Team					2	0	2							
Totals		24-64	7-23	6-10	13	16	29	22	61	8	8	5	3	200
FG%	1st half: 10-26	38.5%	2nd half: 14-38	36.8%	Game: 24-64		37.5%	DB Rebs: 2						
3FG%	1st half: 2-6	33.3%	2nd half: 5-17	29.4%	Game: 7-23		30.4%							
FT%	1st half: 4-6	66.7%	2nd half: 2-4	50.0%	Game: 6-10		60.0%							

HOME TEAM: Montana 75 • 16-7, 7-4 BSC

#	Player Name	Total	3-Ptr	Rebounds										PF	TP	A	TO	BLK	S	MIN
		FG-FGA	FG-FGA	FT-FTA	OF	DE	TOT													
33	Banny, Vassy-f	3-5	0-1	0-0	0	8	8	2	6	1	0	0	1	23						
41	Qvale, Brian-c	3-8	0-0	0-0	2	6	8	1	6	1	2	3	0	31						
03	Staudacher, Ryan-g	5-8	5-7	1-2	1	4	5	1	16	1	1	0	3	35						
05	Cherry, Will-g	3-10	0-2	8-12	0	2	2	2	14	2	3	0	1	32						
23	Johnson, Anthony-g	3-9	0-1	12-14	2	2	4	3	18	5	1	0	0	38						
02	Young, Raason	2-2	0-0	0-0	0	2	2	1	4	1	2	0	0	10						
13	Taylor, Michael	0-0	0-0	0-0	0	0	0	0	0	1	0	0	0	5						
22	Stockton, Shawn	0-0	0-0	0-0	0	0	0	0	0	0	0	0	0	1						
24	Selvig, Derek	4-4	1-1	0-0	3	1	4	2	9	3	2	2	0	20						
40	Ward, Mathias	1-1	0-0	0-0	0	2	2	0	2	0	1	0	0	5						
Team					1	2	3													
Totals		24-47	6-12	21-28	9	29	38	12	75	15	12	5	5	200						
FG% 1st half: 15-26		57.7%	2nd half: 9-21	42.9%	Game: 24-47		51.1%	DB Rebs: 5												
3FG% 1st half: 4-8		50.0%	2nd half: 2-4	50.0%	Game: 6-12		50.0%													
FT% 1st half: 3-6		50.0%	2nd half: 18-22	81.8%	Game: 21-28		75.0%													

Officials: Ruben Ramos, Gregory Nixon, Courtney Holmes

Technical fouls: Weber State-None. Montana-None.

Attendance: 4557

Score by periods 1st 2nd Total

Weber State	26	35	61
Montana	37	38	75



2009-10 Box Scores

IDAHO STATE VS. MONTANA

02/06/10 7:05 p.m. at Missoula, Mont. – Dahlberg Arena

VISITORS: Idaho State 68 • 6-17, 3-8 BSC

#	Player Name	Total	3-Ptr	Rebounds										PF	TP	A	TO	BLK	S	MIN
		FG-FGA	FG-FGA	FT-FTA	OF	DE	TOT													
23	Kilpatrick, Austin-f	5-10	1-5	2-2	1	2	3	3	13	3	3	0	0	32						
25	Tatum, Chron-f	5-10	0-0	3-3	2	4	6	4	13	2	3	1	0	28						
21	Monroe, Demetrius-c	5-5	0-0	0-1	3	1	4	3	10	2	0	0	3	37						
02	Gilchrest, Broderick-g	5-15	3-7	9-11	1	1	2	3	22	2	2	0	1	38						
20	Carson, Donnie-g	1-4	0-0	3-4	0	1	1	2	5	2	1	1	0	27						
04	Little, Rolando	1-2	0-0	1-2	0	0	0	1	3	1	0	0	0	8						
05	Lacey, Mike	1-2	0-0	0-2	1	0	1	0	2	1	0	0	0	14						
10	Starks, Todd	0-0	0-0	0-0	0	0	0	0	0	0	0	0	0	0+						
12	Baldwin, Sherrod	0-0	0-0	0-0	0	0	0	1	0	1	1	0	2	16						
Team					3	0	3													
Totals		23-48	4-12	18-25	11	9	20	17	68	14	10	2	6	200						
FG% 1st half: 11-23		47.8%	2nd half: 12-25	48.0%	Game: 23-48		47.9%	DB Rebs: 2												
3FG% 1st half: 1-4		25.0%	2nd half: 3-8	37.5%	Game: 4-12		33.3%													
FT% 1st half: 7-10		70.0%	2nd half: 11-15	73.3%	Game: 18-25		72.0%													

HOME TEAM: Montana 91 • 17-7, 8-4 BSC

#	Player Name	Total	3-Ptr	Rebounds					PF	TP	A	TO	BLK	S	MIN
		FG-FGA	FG-FGA	FT-FTA	OF	DE	TOT								
33	Banny, Vassy-f	1-2	0-0	2-2	2	2	4	3	4	0	1	0	3	16	
41	Qvale, Brian-c	8-8	0-0	2-3	4	5	9	3	18	1	2	1	1	24	
03	Staudacher, Ryan-g	3-4	2-3	0-0	1	0	1	1	8	1	1	0	0	23	
05	Cherry, Will-g	3-6	0-0	1-2	2	3	5	1	7	6	2	1	2	26	
23	Johnson, Anthony-g	7-10	4-6	12-14	0	1	1	0	30	2	2	0	0	28	
02	Young, Raason	4-9	0-3	1-3	0	2	2	1	9	1	1	0	0	15	
13	Taylor, Michael	2-3	1-2	0-0	0	0	0	1	5	0	0	0	0	19	
15	Nelson, Ryan	0-0	0-0	0-0	0	0	0	0	0	0	0	0	0	1	
22	Stockton, Shawn	1-1	0-0	0-0	0	0	0	2	2	0	1	0	0	8	
24	Selvig, Derek	0-2	0-1	0-0	0	4	4	4	0	6	2	1	1	26	
32	Roper, Justin	1-1	0-0	0-0	0	0	0	0	2	0	0	0	0	1	
40	Ward, Mathias	2-3	0-0	2-2	1	1	2	2	6	0	0	0	0	13	
	Team				1	1	2								
	Totals	32-49	7-15	20-26	11	19	30	18	91	17	12	3	7	200	

MONTANA VS. EASTERN WASHINGTON

02/14/10 1:05 p.m. at Cheney, Wash. – Reese Court

VISITORS: Montana 68 • 18-8, 9-5 BSC

#	Player Name	Total	3-Ptr	Rebounds												
##		FG-FGA	FG-FGA	FT-FTA	OF	DE	TOT	PF	TP	A	TO	BLK	S	MIN		
33	Banny, Vassy-f	2-4	0-0	1-2	1	5	6	2	5	0	2	0	0	16		
41	Qvale, Brian-f	3-8	0-0	2-5	5	2	7	2	8	0	0	3	2	31		
03	Staudacher, Ryan-g	0-4	0-4	0-0	0	2	2	0	0	1	1	0	0	30		
05	Cherry, Will-g	2-6	0-1	1-2	0	0	0	2	5	2	2	0	3	25		
23	Johnson, Anthony-g	11-16	4-7	2-2	1	2	3	5	28	2	2	1	0	39		
02	Young, Raason	0-0	0-0	0-0	0	0	0	0	0	0	1	0	0	6		
13	Taylor, Michael	4-5	3-3	0-0	1	1	2	0	11	0	1	1	0	17		
22	Stockton, Shawn	0-2	0-0	0-0	1	0	1	1	0	0	1	0	0	3		
24	Selvig, Derek	2-7	1-4	2-2	1	6	7	4	7	2	3	0	0	22		
40	Ward, Mathias	1-1	0-0	2-2	1	0	1	1	4	0	0	0	1	6		
44	McGillis, Jack	0-1	0-1	0-0	1	0	1	4	0	0	1	0	0	5		
Team					1	1	2									
Totals		25-54	8-20	10-15	13	19	32	21	68	7	14	5	6	200		
FG%	1st half: 11-29	37.9%	2nd half: 14-25	56.0%	Game: 25-54		46.3%	DB Rebs: 2								
3FG%	1st half: 3-9	33.3%	2nd half: 5-11	45.5%	Game: 8-20		40.0%									
FT%	1st half: 3-5	60.0%	2nd half: 7-10	70.0%	Game: 10-15		66.7%									

HOME TEAM: Eastern Washington 69 • 8-18, 4-8 BSC

#	Player Name	Total	3-Ptr	Rebounds										PF	TP	A	TO	BLK	S	MIN
		FG-FGA	FG-FGA	FT-FTA	OF	DE	TOT													
42	Dunn, Mark-f	5-9	2-4	1-4	1	2	3	2	13	0	0	0	0	31						
45	Moore, Brandon-f	0-5	0-0	2-2	3	3	6	2	2	0	0	2	1	17						
01	Dean, Glen-g	7-9	4-5	5-8	0	3	3	3	23	7	6	0	1	39						
02	Forbes, Jeffrey-g	6-13	5-7	1-2	2	3	5	3	18	0	1	0	1	40						
23	Winford, Kevin-g	2-6	1-3	0-0	0	1	1	1	5	0	3	0	0	31						
05	Valentine, Benny	0-1	0-0	0-0	0	1	1	0	0	2	1	0	2	10						
15	Griffin, Laron	3-3	0-0	2-3	1	5	6	3	8	0	1	1	1	23						
32	Brunell, Matthew	0-0	0-0	0-0	0	0	0	4	0	0	3	0	0	9						
	Team				2	1	3													
	Totals	23-46	12-19	11-19	9	19	28	18	69	9	16	3	6	200						
FG%	1st half: 13-22	59.1%	2nd half: 10-24	41.7%	Game: 23-46		50.0%	DB Rebs: 3												
3FG%	1st half: 6-9	66.7%	2nd half: 6-10	60.0%	Game: 12-19		63.2%													
FT%	1st half: 4-6	66.7%	2nd half: 7-13	53.8%	Game: 11-19		57.9%													

Officials: Bob Scofield, Chris Rastatter, Scott Twardoski

Technical fouls: Montana-None. Eastern Washington-None.

Attendance: 2147

Score by periods 1st 2nd Total

Montana 28 40 68

Eastern Washington 36 33 69

SACRAMENTO STATE VS. MONTANA

02/20/10 4:05 p.m. at Missoula, Mont. – Dahlberg Arena

VISITORS: Sacramento State 58 • 9-18, 3-10 BSC

#	Player Name	Total	3-Ptr		Rebounds										PF	TP	A	TO	BLK	S	MIN
		FG-FGA	FG-FGA	FT-FTA	OF	DE	TOT														
05	Dickson, John-f	2-6	1-3	0-0	1	1	2	2	5	0	1	0	0	25							
40	Eller, Justin-c	5-9	0-0	3-5	1	6	7	4	13	1	3	0	0	36							
14	Marcial, Mike-g	0-2	0-1	0-0	0	1	1	2	0	2	3	0	0	22							
22	Flaggs, Antonio-g	2-7	2-5	2-2	0	1	1	3	8	3	1	1	0	32							
23	Daniel, Domineek-g	0-0	0-0	0-0	0	2	2	5	0	0	1	0	0	4							
10	Malloy, Jonathan	1-4	1-2	2-2	0	0	0	0	5	1	2	0	0	16							
12	Stigall, Jared	0-1	0-1	0-0	0	2	2	0	0	1	2	0	1	16							
21	Toles-Bey, Sultan	4-8	3-4	3-4	1	1	2	1	14	1	5	0	0	25							
32	Selling, Michael	6-12	0-1	1-4	3	3	6	2	13	1	0	0	1	22							
33	Bjegovic, Duro	0-0	0-0	0-0	0	1	1	0	0	0	0	0	0	2							
	Team				2	1	3														
	Total	20-49	7-17	11-17	8	19	27	19	58	10	19	1	2	200							
FG%	1st half: 12-26	46.2%	2nd half: 8-23	34.8%	Game: 20-49		40.8%	DB Rebs: 1,1													
3FG%	1st half: 4-10	40.0%	2nd half: 3-7	42.9%	Game: 7-17		41.2%														
FT%	1st half: 3-7	42.9%	2nd half: 8-10	80.0%	Game: 11-17		64.7%														

HOME TEAM: Montana 86 • 19-8, 10-5 BSC

		Total	3-Ptr	Rebounds												
##	Player Name	FG-FGA	FG-FGA	FT-FTA	OF	DE	TOT	PF	TP	A	TO	BLK	S	MIN		
44	McGillis, Jack-f	2-3	0-0	0-1	1	3	4	2	4	2	0	0	1	18		
41	Qvale, Brian-c	3-4	0-0	2-2	0	9	9	3	8	0	0	1	0	18		
03	Staudacher, Ryan-g	6-10	5-7	0-0	0	2	2	2	17	1	1	0	0	29		
05	Cherry, Will-g	6-11	1-3	3-3	4	4	8	2	16	5	4	0	2	30		
23	Johnson, Anthony-g	6-8	1-2	3-4	0	3	3	1	16	2	1	0	2	29		
13	Taylor, Michael	4-6	3-5	0-0	0	0	0	3	11	3	2	0	3	19		
15	Nelson, Ryan	0-0	0-0	0-0	0	0	0	0	0	0	0	0	0	2		
22	Stockton, Shawn	0-0	0-0	0-0	0	1	1	0	0	0	0	0	0	6		
24	Selvig, Derek	3-5	0-1	2-4	0	1	1	2	8	4	1	2	4	25		
32	Roper, Justin	0-1	0-0	0-0	0	0	0	0	0	0	0	0	0	2		
33	Banny, Vassy	1-2	0-0	0-1	1	1	2	2	2	3	2	0	2	14		
40	Ward, Mathias	1-2	0-0	2-5	0	1	1	1	4	0	2	0	0	8		
	Team				0	1	1									
	Totals	32-52	10-18	12-20	6	26	32	18	86	20	13	3	14	200		
FG%	1st half: 14-24	58.3%	2nd half: 18-28	64.3%	Game: 32-52		61.5%	DB Rebs: 2								
3FG%	1st half: 4-10	40.0%	2nd half: 6-8	75.0%	Game: 10-18		55.6%									
FT%	1st half: 5-9	55.6%	2nd half: 7-11	63.6%	Game: 12-20		60.0%									

Officials: Ruben Ramos, Joh Stigliano, Rob Tesch

Technical fouls: Sacramento State-None. Montana-None.

Attendance: 3749

Score by periods 1st 2nd Total

Sacramento State 31 27 58

Montana 37 49 86

MONTANA STATE VS. MONTANA

02/27/10 7:05 p.m. at Missoula, Mont. – Dahlberg Arena

VISITORS: Montana State 73 • 15-13, 10-6 BSC

#	Player Name	Total	3-Ptr		Rebounds										PF	TP	A	TO	BLK	S	MIN
		FG-FGA	FG-FGA	FT-FTA	OF	DE	TOT														
15	Howard, Bobby-f	6-12	0-1	5-6	5	7	12	1	17	2	0	0	1	35							
42	Johnson, Branden-f	3-5	2-2	3-7	3	5	8	3	11	0	0	0	0	34							
03	Navarre, Marquis-g	0-1	0-0	0-0	0	1	1	4	0	1	0	0	0	12							
20	Bynum, Will-g	5-6	0-0	12-17	2	3	5	3	22	3	3	0	2	37							
23	Rush, Erik-g	5-11	1-3	1-4	0	3	3	2	12	1	2	0	0	38							
01	Brown, Austin	0-0	0-0	0-0	0	0	0	2	0	2	1	0	0	3							
04	Henderson, Cameron	2-4	0-0	0-1	1	1	2	2	4	0	0	0	0	10							
33	Piepoli, Danny	1-5	1-3	4-4	0	3	3	2	7	1	0	0	0	31							
Team					1	3	4					1									
Totals		22-44	4-9	25-39	12	26	38	19	73	10	7	0	3	200							
FG%	1st half: 14-21	66.7%	2nd half: 8-23	34.8%	Game: 22-44		50.0%	DB Rebs: 6													
3FG%	1st half: 3-5	60.0%	2nd half: 1-4	25.0%	Game: 4-9		44.4%														
FT%	1st half: 7-10	70.0%	2nd half: 18-29	62.1%	Game: 25-39		64.1%														



Guard Anthony Johnson

MONTANA VS. NORTHERN COLORADO

03/09/10 4:35 p.m. at Ogden, Utah – Dee Events Center

VISITORS: Montana 68 • 21-9

#	Player Name	Total		3-Ptr		Rebounds				PF	TP	A	TO	BLK	S	MIN
		FG-FGA	FG-FGA	FT-FTA	OF	DE	TOT	PF	TP							
44	McGillis, Jack-f	1-2	0-0	0-0	1	2	3	3	2	0	0	0	0	0	4	4
41	Qvale, Brian-c	4-7	0-0	1-3	4	2	6	3	9	1	4	3	0	31	0	31
03	Staudacher, Ryan-g	4-5	2-3	0-0	1	0	1	0	10	1	1	0	0	29	0	29
05	Cherry, Will-g	4-12	0-3	2-4	0	2	2	1	10	4	2	1	2	32	0	32
23	Johnson, Anthony-g	5-12	2-5	7-8	1	2	3	2	19	3	5	1	3	36	0	36
02	Young, Raason	1-3	0-2	0-0	1	1	2	2	2	1	0	0	1	8	0	8
13	Taylor, Michael	2-3	2-3	0-0	0	1	1	1	6	1	0	0	0	16	0	16
24	Selvig, Derek	3-8	0-1	0-0	2	6	8	2	6	0	1	0	0	21	0	21
33	Banny, Vassy	1-1	0-0	2-2	2	6	8	1	4	1	0	0	1	23	0	23
	Team				1	1	2						1			
	Totals	25-53	6-17	12-17	13	23	36	15	68	12	14	5	7	200		

FG% 1st half: 15-31 48.4% 2nd half: 10-22 45.5% Game: 25-53 47.2% DB Rebs: 2

3FG% 1st half: 3-10 30.0% 2nd half: 3-7 42.9% Game: 6-17 35.3%

FT% 1st half: 0-1 0.0% 2nd half: 12-16 75.0% Game: 12-17 70.6%

HOME TEAM: Northern Colorado 63 • 24-7

#	Player Name	Total		3-Ptr		Rebounds				PF	TP	A	TO	BLK	S	MIN
		FG-FGA	FG-FGA	FT-FTA	OF	DE	TOT	PF	TP							
10	Kaba, Chris-f	3-6	1-1	2-4	0	2	2	1	9	2	4	1	1	29	0	29
33	Kingman, Neal-f	2-4	1-3	1-2	1	1	2	3	6	0	0	0	0	19	0	19
44	Montgomery, T.-c	3-7	0-0	2-2	3	2	5	2	8	0	1	0	0	30	0	30
02	Figures, Will-g	7-17	4-8	5-6	1	4	5	3	23	5	3	0	2	36	0	36
20	Bonner, Yahosh-g	2-4	1-3	0-0	0	1	1	4	5	1	0	0	2	32	0	32
11	Lloyd, Elliott	1-6	0-3	0-0	0	2	2	0	2	1	0	0	1	22	0	22
21	Brereton, Hauns	0-0	0-0	0-0	0	0	0	1	0	0	0	0	0	3	0	3
41	Proctor, Mike	5-7	0-0	0-0	1	6	7	3	10	1	2	1	1	29	0	29
	Team				1	0	1									
	Totals	23-51	7-18	10-14	7	18	25	17	63	10	10	2	7	200		

FG% 1st half: 11-27 40.7% 2nd half: 12-24 50.0% Game: 23-51 45.1% DB Rebs: 2

3FG% 1st half: 2-10 20.0% 2nd half: 5-8 62.5% Game: 7-18 38.9%

FG% 1st half: 8-10 80.0% 2nd half: 2-4 50.0% Game: 10-14 71.4%

Officials: Bob Scofield, Chris Rastatter, Ruben Ramos

Technical fouls: Montana-None. Northern Colorado-None.

Attendance: 1236

2010 Big Sky Conference tournament semifinal game

Score by periods

	1st	2nd	Total
Montana	33	35	68
Northern Colorado	32	31	63

MONTANA VS. WEBER STATE

03/10/10/ 7:07 p.m. at Ogden, Utah – Dee Events Center

VISITORS: Montana 66 • 22-9

#	Player Name	Total		3-Ptr		Rebounds				PF	TP	A	TO	BLK	S	MIN
		FG-FGA	FG-FGA	FT-FTA	OF	DE	TOT	PF	TP							
44	McGillis, Jack-f	0-1	0-0	0-0	0	2	2	2	0	0	1	1	0	10	0	10
41	Qvale, Brian-c	2-6	0-0	0-0	4	10	14	2	4	1	4	6	0	32	0	32
03	Staudacher, Ryan-g	2-5	2-3	0-0	1	1	2	2	6	2	1	0	1	39	0	39
05	Cherry, Will-g	0-4	0-1	0-0	0	3	3	3	0	1	1	0	3	22	0	22
23	Johnson, Anthony-g	13-22	2-5	14-14	0	2	2	4	42	1	4	0	2	40	0	40
02	Young, Raason	1-2	0-1	0-1	0	1	1	1	2	1	0	0	0	7	0	7
13	Taylor, Michael	0-1	0-1	0-0	0	0	0	0	0	1	3	0	0	8	0	8
22	Stockton, Shawn	0-0	0-0	0-0	0	1	1	2	0	1	0	0	0	4	0	4
24	Selvig, Derek	5-7	2-2	0-2	2	5	7	4	12	1	4	2	3	30	0	30
33	Banny, Vassy	0-0	0-0	0-0	1	0	1	1	0	0	1	0	0	2	0	2
40	Ward, Mathias	0-0	0-0	0-0	0	0	0	2	0	0	1	0	0	6	0	6
	Team				1	2	3									
	Totals	23-48	6-13	14-17	9	27	36	23	66	9	20	9	9	200		

FG% 1st half: 7-25 28.0% 2nd half: 16-23 69.6% Game: 23-48 47.9% DB Rebs: 1

3FG% 1st half: 2-8 25.0% 2nd half: 4-5 80.0% Game: 6-13 46.2%

FT% 1st half: 4-5 80.0% 2nd half: 10-12 83.3% Game: 14-17 82.4%

HOME TEAM: Weber State 65 • 20-10

#	Player Name	Total		3-Ptr		Rebounds				PF	TP	A	TO	BLK	S	MIN
		FG-FGA	FG-FGA	FT-FTA	OF	DE	TOT	PF	TP							
03	Bullinger, Kyle-f	1-4	0-0	1-2	1	4	5	4	3	2	0	1	1	20	0	20
12	Hanson, Nick-f	2-5	1-4	3-3	0	1	1	2	8	0	0	0	2	32	0	32
45	Panos, Steve-c	1-6	0-0	3-4	1	3	4	2	5	1	1	0	1	14	0	14
01	Lillard, Damian-g	5-13	2-6	4-4	1	4	5	0	16	2	5	0	2	38	0	38
23	Session, Franklin-g	2-7	1-4	5-12	2	2	4	2	10	1	0	0	0	37	0	37
15	Hughey, Lindsey	3-8	0-2	2-2	2	1	3	2	8	3	1	0	3	13	0	13
30	Mahoney, Darin	3-4	1-1	1-2	2	1	3	4	8	0	2	1	0	18	0	18
55	Morris, Trevor	2-4	0-0	3-4	2	1	3	0	7	0	0	1	0	28	0	28
	Team				2	1	3									
	Totals	19-51	5-17	22-33	13	18	31	16	65	8	10	3	9	200		

FG% 1st half: 12-26 46.2% 2nd half: 7-25 28.0% Game: 19-51 37.3% DB Rebs: 5

3FG% 1st half: 4-10 40.0% 2nd half: 1-7 14.3% Game: 5-17 29.4%

FT% 1st half: 12-18 66.7% 2nd half: 10-15 66.7% Game: 22-33 66.7%

Officials: Chris Rastatter, Bob Scofield, Kevin Cutler

Technical fouls: Montana-None. Weber State-None.

Attendance: 6308

2010 Big Sky Conference tournament championship game

Score by periods

	1st	2nd	Total
Montana	20	46	66
Weber State	40	25	65

MONTANA VS. NEW MEXICO

03/18/10 7:40 p.m. at San Jose, Calif. – HP Pavilion

VISITORS: Montana 57 • 22-10

#	Player Name	Total		3-Ptr		Rebounds				PF	TP	A	TO	BLK	S	MIN
		FG-FGA	FG-FGA	FT-FTA	OF	DE	TOT	PF	TP							
44	McGillis, Jack-f	0-1	0-1	0-0	0	0	0	1	0	2	1	0	0	7	0	7
41	Qvale, Brian-c	12-16	0-0	2-4	3	10	13	4	26	2	1	2	0	37	0	37
03	Staudacher, Ryan-g	2-7	2-7	0-0	0	1	1	3	6	1	0	0	0	31	0	31
05	Cherry, Will-g	3-9	2-3	0-0	0	2	2	4	8	4	1	0	3	27	0	27
23	Johnson, Anthony-g	1-12	0-4	4-6	1	0	1	3	6	2	4	0	0	35	0	35
02	Young, Raason	0-1	0-1	0-0	0	1	1	1	0	0	0	0	0	10	0	10
13	Taylor, Michael	1-3	0-2	0-0	0	0	0	1	2	0	1	0	0	15	0	15
22	Stockton, Shawn	0-0	0-0	0-0	0	2	2	2	0	2	0	0	0	3	0	3
24	Selvig, Derek	3-4	2-3	1-2	3	6	9	1	9	4	4	0	1	32	0	32
33	Banny, Vassy	0-1	0-0	0-0	1	0	1	1	0	0	0	0	1	2	0	2
40	Ward, Mathias	0-0	0-0	0-0	0	0	0	0	0	0	0	0	0	1	0	1
	Team				3	4	7									
	Totals	22-54	6-21	7-12	11	26	37	21	57	17	12	2	5	200		

FG% 1st half: 12-27 44.4% 2nd half: 10-27 37.0% Game: 22-54 40.7% DB Rebs: 4,1

3FT% 1st half: 2-7 28.6% 2nd half: 4-14 28.6% Game: 6-21 28.6%

FT% 1st half: 3-6 50.0% 2nd half: 4-6 66.7% Game: 7-12 58.3%

HOME TEAM: New Mexico 62 • 30-4

#	Player Name	Total	3-Ptr	Rebounds												
		FG-FGA	FG-FGA	FT-FTA	OF	DE	TOT	PF	TP	A	TO	BLK	S	MIN		
00	Hardeman, A.J.-f	3-6	0-0	1-3	1	1	2	4	7	0	0	1	1	25		
30	Martinez, Roman-f	7-17	3-10	2-3	2	4	6	2	19	4	0	2	1	40		
01	Hobson, Darington-g	4-8	0-3	3-6	2	9	11	2	11	6	2	0	2	38		
05	Gary, Daiese-g	4-9	0-0	7-10	1	1	2	1	15	3	3	0	1	32		
23	McDonald, Phillip-g	3-6	2-5	0-1	1	1	2	2	8	0	0	0	1	36		
04	Adams, Chad	0-1	0-0	0-0	1	1	2	0	0	0	0	0	0	2		
11	Garth, Nate	0-2	0-1	0-0	1	0	1	0	0	1	1	0	1	10		
13	Fenton, Jamal	0-1	0-1	0-0	0	0	0	1	0	0	0	0	0	2		
15	Brown, Will	1-3	0-0	0-0	0	3	3	2	2	0	0	0	1	15		
	Team				1	1	2									
	Totals	22-53	5-20	13-23	10	21	31	14	62	14	6	3	8	200		

2010-11

THE UNIVERSITY OF MONTANA BASKETBALL



2010-11 OPPONENTS





David Carter
Head Coach



Dario Hunt
Junior Forward



Jim Boylan
Head Coach



David Foster
Junior Center



Aaron Woliczko
Head Coach



Kellan Hasquet
Sr. Forward



2010-2011 Nevada Schedule

11/6 Seattle Pacific (Exhibition)
11/13 Montana
 11/15 Pacific^
 11/16 UCLA/Pepperdine^
 11/30 at South Dakota State
 12/4 UNLV
 12/6 at Houston
 12/11 San Francisco State
 12/17 Arizona State
 12/20 Portland State
 12/22 at Washington
 12/27 at Portland
 12/31 Hawaii*
 1/3 at Fresno State*
 1/8 Utah State*
 1/12 at Idaho*
 1/15 at Boise State*
 1/20 New Mexico State*
 1/22 Louisiana Tech*
 1/27 Fresno State*
 2/2 at Utah State*
 2/5 San Jose State*
 2/12 at San Jose State*
 2/14 at Hawaii
 2/19 ESPN BracketBusters
 2/24 Idaho*
 2/26 Boise State*
 3/3 at Louisiana Tech*
 3/5 at New Mexico State*
 3/9-12 WAC Tournament\$
 ^ Dick's Sporting Goods NIT
 Season Tip-Off, Los Angeles, Calif.
 *Western Athletic Conference game
 \$WAC Tournament, Las Vegas, Nev.



2010-2011 Utah Schedule

11/5 Adams State (Exhibition)
 11/12 Grand Canyon (Exhibition)
11/17 Montana
 11/20 Weber State
 11/24 at Utah State
 11/27 Oral Roberts
 11/30 Fresno State
 12/4 at Bradley^
 12/7 Pepperdine^
 12/10 at Michigan^
 12/17 Boise State^
 12/22 Butler#
 12/23 Florida State/Hawaii#
 12/31 at Portland
 1/5 at Air Force*
 1/8 San Diego State*
 1/11 BYU*
 1/15 at Wyoming*
 1/19 New Mexico*
 1/22 at TCU*
 1/29 Colorado State*
 2/2 at UNLV*
 2/5 Air Force*
 2/8 San Diego State*
 2/12 at BYU*
 2/16 Wyoming*
 2/19 at New Mexico*
 2/22 TCU*
 3/2 at Colorado State*
 3/5 UNLV*
 ^MWC/MVC Challenge
 #Diamond Head Classic, Honolulu, Hawaii
 *Mountain West game



2010-2011 Montana Tech Schedule

10/29 at Boise State (Exhibition)
 10/31 Dickinson State
 11/5 Eastern Oregon^
 11/6 College of Idaho^
 11/12 at South Dakota Tech
 11/13 at Black Hills State
 11/18 Minot State
11/19 at Montana (Exhibition)
 11/26 Colorado Christian#
 11/27 Warner Pacific#
 11/29 at Idaho State (Exhibition)
 12/10 at Minot State
 12/11 at Dickinson State
 12/19 King's University
 12/29 University of Lethbridge\$
 12/30 Black Hills State\$
 1/6 at Westminster College*
 1/8 at Lewis-Clark State*
 1/14 Montana State-Northern*
 1/15 University of Great Falls*
 1/19 at Montana-Western*
 1/27 at Rocky Mountain College*
 1/29 at Carroll*
 2/4 Lewis-Clark State*
 2/5 Westminster College*
 2/11 at University of Great Falls*
 2/12 at Montana State-Northern*
 2/19 Montana-Western*
 2/25 Carroll*
 2/26 Rocky Mountain College*
 3/3-6 Frontier Conference Tournament
 3/17-23 NAIA National Tournament
 ^ Aramark Quinn Classic at La Grande, OR
 # Westminster Thanksgiving Classic at Salt Lake City, UT
 \$ AmericInn Classic at Havre, MT
 *Frontier Conference game



Don Verlin
Head Coach



Brandon Wiley
Sr. Forward



Bob Burton
Head Coach



Jer'Vaughn Johnson
Sr. Forward



Eric Reveno
Head Coach



Eric Stohl
Sr. Guard

IDAHO

November 22 • at Montana
Adams Center • Missoula, Mont.
7:05 p.m. (Mtn)

December 18 • at Idaho
Cowan Spectrum • Moscow, Idaho
7:05 p.m. (Pac)
www.GoVandals.com

CAL STATE FULLERTON

November 30 • at Montana
Adams Center • Missoula, Mont.
7:00 p.m. (Mtn)

December 22 • at Cal State Fullerton
• Fullerton, Calif.
7:00 p.m. (Pac)
www.fullertontitans.com

PORTLAND

December 3 • at Montana
Adams Center • Missoula, Mont.
7:00 p.m. (Mtn)
www.portlandpilats.com

2010-11 Idaho Schedule

10/30 Northwest Christian (Exhibition)
11/6 Lewis & Clark State (Exhibition)
11/13 Eastern Oregon
11/16 at Washington State
11/20 Portland
11/22 at Montana
11/27 at Eastern Washington
12/3 North Dakota*
12/4 Monmouth^
12/5 Eastern Michigan^
12/11 at Seattle University
12/18 Montana
12/21 at Oregon
12/29 New Mexico State*
12/31 Louisiana Tech*
1/6 at Hawaii*
1/8 at San Jose State*
1/12 Nevada*
1/15 at Cal State Bakersfield
1/17 at Fresno State*
1/22 Boise State*
1/27 at Louisiana Tech*
1/29 at New Mexico State*
2/3 San Jose State*
2/5 Hawaii*
2/9 Utah State*
2/12 at Boise State*
2/19 at ESPN Bracketbuster#
2/24 at Nevada*
2/26 at Utah State*
3/3 Fresno State*
3/5 Seattle University
3/10-12 WAC Tournament\$
^BTI Classic, Moscow, Idaho
*Western Athletic Conference game
#ESPNU Bracketbusters
\$WAC tournament, Las Vegas, Nev.

2010-2011 Fullerton Schedule

11/6 Cal State Los Angeles
11/12 Central Michigan^
11/13 Hawaii^
11/15 Montana State^
11/21 at San Diego
11/24 at USC
11/27 Cal State Bakersfield
11/30 at Montana
12/4 San Diego
12/8 at Arizona
12/12 at Portland State
12/18 Occidental
12/22 Montana
12/28 UC Davis*
12/30 Pacific*
1/5 at UC Irvine*
1/8 at UC Riverside*
1/13 at Cal Poly*
1/15 at Cal State Northridge*
1/19 Long Beach State*
1/22 UC Santa Barbara*
1/25 at Cal State Bakersfield
1/29 at Long Beach State*
2/3 UC Irvine*
2/5 UC Riverside*
2/10 Cal State Northridge*
2/16 UC Santa Barbara*
2/19 at ESPNU Bracketbuster
2/26 Cal Poly*
3/3 at Pacific*
3/5 at UC Davis*
3/10 Big West Tournament\$
^Rainbow Classic
*Big West Conference game
\$Big West Tournament, Anaheim, Calif.

2010-2011 Portland Schedule

11/7 Concordia (Calif.) (Exhibition)
11/12 UW Milwaukee^
11/13 UC Davis^
11/14 Florida Atlantic^
11/19 at Kentucky
11/20 at Idaho
11/23 Washington State#
11/27 UC Santa Barbara
11/30 Saint Louis
12/3 at Montana
12/6 at Washington
12/11 at Denver
12/18 at Portland State
12/22 Boise State
12/27 Nevada
12/31 Utah
1/8 at Gonzaga*
1/13 Loyola Marymount*
1/15 Pepperdine*
1/20 at San Francisco*
1/22 at Santa Clara*
1/27 San Diego*
1/29 Saint Mary's*
2/3 Gonzaga*
2/5 at Seattle
2/10 at Pepperdine*
2/12 at Loyola Marymount*
2/17 San Francisco*
2/19 Santa Clara*
2/24 at San Diego*
2/26 at Saint Mary's*
3/4-7 WCC Championships\$
^Athletes in Action Classic
#Cougar Hardwood Classic, Seattle, Wash.
*West Coast Conference game
\$West Coast Championships, Las Vegas, Nev.




Ben Howland
Head Coach



Malcolm Lee
Jr. Guard



Steve Silsby
Head Coach



Mark Celaya
Sr. Guard



Rex Walters
Head Coach



Angelo Caloario
Jr. Forward



2010-2011 UCLA Schedule

11/4 Westmont College
11/9 Cal State Los Angeles
11/12 Cal State Northridge
11/15 Pepperdine^
11/16 Nevada/Pacific^
12/2 at Kansas%
12/5 Montana
12/11 Cal Poly
12/13 UC Davis
12/18 BYU#
12/21 Montana State
12/23 UC Irvine
12/29 Washington State*
12/31 Washington*
1/9 at USC*
1/13 at Oregon State*
1/15 at Oregon*
1/20 California*
1/22 Stanford*
1/27 at Arizona*
1/29 at Arizona State*
2/2 USC*
2/5 St. John's
2/10 Oregon*
2/12 Oregon State*
2/17 at Stanford*
2/20 at California*
2/24 Arizona State*
2/26 Arizona*
3/3 at Washington*
3/5 at Washington State*
3/9-12 Pac-10 Tournament
^Dick's Sporting Goods NIT Season Tip-Off, Los Angeles, Calif.
% Pac-10/Big 12 Hardwood Series
#John R. Wooden Classic
*Pac-10 Conference game

2010-2011 Great Falls Schedule

10/8 University of Lethbridge
10/22 University of Regina
11/5 Minot State
11/6 Dickinson State
11/12 Concordia^
11/13 Mountain State^
11/19 at Idaho State (Exhibition)
11/22 at South Dakota Tech
11/23 at Dickinson State
12/3 at Walla Walla University
12/4 at Walla Walla University
12/9 at Montana
12/20 Concordia
12/21 King's College
12/28 Grand Canyon Classic#
12/29 Grand Canyon Classic#
12/30 Grand Canyon Classic#
1/3 at University of Lethbridge
1/7 Montana State-Northern*
1/14 at Montana-Western*
1/15 at Montana Tech*
1/21 Rocky Mountain College*
1/22 Carroll*
1/27 at Westminster College*
1/29 at Lewis-Clark State*
2/5 at Montana State-Northern*
2/11 Montana Tech*
2/12 Montana-Western
2/17 at Carroll*
2/19 at Rocky Mountain College
2/25 Lewis-Clark State*
2/36 Westminster College*
3/6-8 Frontier Conference Tournament
3/16-22 NAIA National Tournament
^Las Vegas Shootout
#Grand Canyon Classic, Phoenix, Ariz.
*Frontier Conference game

2010-2011 San Francisco Schedule

11/7 Menlo (Exhibition)
11/12 Seattle
11/17 at San Jose State
11/20 Colorado
11/24 at Montana State
11/27 Loyola (Illinois)
12/1 Holy Names
12/4 at Cal State Bakersfield
12/8 at Louisville
12/12 Montana
12/18 at Washington
12/21 San Diego State^
12/23 IUPUI^
12/28 Colorado State#
12/30 Hampton#
1/1 Dominican (California)
1/8 at Santa Clara*
1/13 at Saint Mary's*
1/15 at San Diego*
1/20 Portland*
1/22 Gonzaga*
1/27 at Loyola Marymount*
1/29 at Pepperdine*
2/5 Santa Clara*
2/10 San Diego*
2/12 Saint Mary's*
2/17 at Portland*
2/19 at Gonzaga*
2/24 at Pepperdine*
2/26 Loyola Marymount*
3/4-7 West Coast Tournament
^Jerry Tarkanian Classic, Las Vegas, Nev.
#Hilltop Challenge
*West Coast Conference game



Craig Robinson
Head Coach




Calvin Haynes
Sr. Guard

OREGON STATE

December 15 • at Montana
Adams Center • Missoula, Mont.
7:05 p.m. (Mtn)
www.osubeavers.com

2010-2011 Oregon State Schedule

11/9	Western Oregon (Exhibition)
11/14	UT- Arlington
11/17	at Seattle University
11/21	Texas Southern
11/24	UNC Charlotte
11/27	at Howard
12/1	Utah Valley
12/4	at Colorado
12/12	Texas-Pan America
12/15	at Montana
12/18	George Washington
12/22	Illinois-Chicago
12/30	Arizona State*
1/2	Arizona*
1/6	at Washington State*
1/8	at Washington*
1/13	UCLA*
1/15	USC*
1/22	Oregon*
1/27	at California*
1/29	at Stanford*
2/3	Washington*
2/5	Washington State*
2/10	at USC*
2/12	at UCLA*
2/19	at Oregon*
2/24	Stanford*
2/26	California*
3/3	at Arizona*
3/5	at Arizona State*
3/9-11	Pacific-10 Conference Tourn.
*Pac-10 Conference game	



Mike Adras
Head Coach



Cameron Jones
Sr. Guard

NORTHERN ARIZONA

Dec. 29 • at Montana
Adams Center • Missoula, Mont.
1:00 p.m. (Mtn)

Feb. 5 • at Northern Arizona
J. Lawrence Skydome • Flagstaff, Ariz.
6:35 p.m. (Mtn)

NAU QUICK FACTS

Location: Flagstaff, Ariz.
Enrollment: 23,600
Conference: Big Sky
Nickname: Lumberjacks
Colors: Blue, Gold and Sage
Arena: J. Lawrence Walkup Skydome
Capacity: 7,000
Head Coach: Mike Adras
Alma Mater: UC Santa Barbara

Year: 1983
2009-10 Season Record: 14-14
Conference Record: 8-8
Finish: 4th
Starters Lost, Returning: 4, 1
Lettermen Lost, Returning: 9, 2
Basketball Office: (928) 523-5630
Press Row Phone: (928) 523-1912
www.nauathletics.com

2009-10 Results (8-8, 14-14)

Date	Opp.	Score
11/13	Southwest. Col.	W 113-60
11/15	@Arizona	L 87-70
11/17	Fresno State	L 65-59
11/19	Pacific	Suspended
11/25	@Santa Clara	W 88-72
11/28	@San Diego State	L 89-48
12/4	@Montana*	L 71-54
12/5	@Montana State*	L 62-50
12/13	UC Riverside	W 68-56
12/16	@New Mexico	L 96-57
12/19	@Air Force	W 60-52
12/20	@Colorado State	L 64-56
12/28	@Texas-Pan Am.	W 64-59
12/30	N. New Mexico	W 113-68
1/2	N. Colorado*	L 75-66
1/7	Idaho State*	W 68-56
1/9	Weber State*	L 87-62
1/15	@Eastern Wash.*	W 73-69
1/17	@Portland State*	W 93-86
1/24	Sacramento State*	W 75-71
1/28	Montana State*	W 71-58
1/30	Montana*	L 84-64
2/7	@N. Colorado*!	L 70-63
2/12	@Weber State*	L 76-66
2/13	@Idaho State*!	L 73-71
2/18	Portland State*%	W 86-85
2/20	Eastern Wash.*!	W 74-71
2/26	@Sac State*	W 73-59
3/6	@Montana^	L 81-60

*Big Sky Conference Game

^Big Sky Conference Quarterfinal Game

!OT

%2OT

2010-11 NAU Schedule


11/3	Western N.M.
11/12	at Iowa State
11/14	at Creighton
11/16	Alabama State^
11/19	Southwestern (AZ)
11/22	Kennesaw State
11/28	at Pepperdine
11/30	at Cal State Bakersfield
12/4	Bethany (Cal.)
12/8	Texas-Pan American
12/11	at USC
12/16	at Arizona
12/22	Air Force
12/29	at Montana*
12/31	at Montana State*
1/6	Idaho State*
1/8	Weber State*
1/15	Sacramento State*
1/20	at Eastern Washington*
1/22	at Portland State*
1/31	Northern Colorado*
2/3	Montana State*
2/5	Montana*
2/10	at Weber State*
2/12	at Idaho State*
2/16	Eastern Washington*
2/19	ESPNU BracketBusters
2/24	at Sacramento State*
2/26	at Northern Colorado*
3/2	Portland State*

^ At Tim's Toyota Center, Prescott, Ariz.

*Big Sky Conference game



Randy Rahe
Head Coach



Damian Lillard Jr.
Jr. Guard

WEBER STATE

Dec. 31 • at Montana
Adams Center • Missoula, Mont.
1:00 p.m. (Mtn)

Feb. 3 • at Weber State
Dee Events Center • Ogden, Utah
7:00 p.m. (Mtn)

WSU QUICK FACTS

Location: Ogden, Utah
Enrollment: 21,600
Conference: Big Sky
Nickname: Wildcats
Colors: Royal Purple and White
Arena: Dee Events Center
Capacity: 12,000
Head Coach: Randy Rahe
Alma Mater: Buena Vista

Year: 1982

2009-10 Season Record: 20-10
Conference Record: 13-3
Finish: 1st
Starters Returning, Lost: 2, 3
Lettermen Returning, Lost: 6, 4
Basketball Office: (801) 626-7292
Press Row Phone: (801) 626-6588

www.weberstatesports.com

2009-10 Results (13-3, 20-10)

11/13 Utah State L 66-60
11/17 @UC Santa Barbara L 66-57
11/22 @Seattle L 91-87
11/24 Western State W 89-62
11/27 @Brigham Young L 87-70
12/2 Utah W 83-76
12/5 @Sac State* W 80-65
12/9 Montana Tech W 73-70
12/12 Southern Utah W 84-66
12/17 @Nevada Las Vegas L 72-63
12/21 Cal St. Fullerton# W 82-71
12/22 vs. Morehead St.# W 66-64
12/23 @Utah State# L 85-73
12/31 Montana State* W 75-62
1/2 **Montana*** **W 64-56**
1/7 @N. Colorado* L 84-75
1/9 @N. Arizona* W 87-62
1/16 @Idaho State* W 95-93, 3 OT
1/22 Portland State* W 86-83
1/23 Eastern Wash.* W 89-67
1/29 Sacramento State* W 81-59
2/5 **@Montana*** **L 75-61**
2/6 @Montana State* W 75-71
2/12 Northern Arizona* W 76-66
2/13 N. Colorado* W 81-76
2/20 Idaho State* W 89-64
2/26 @Eastern Wash.* W 85-57
2/28 @Portland State* L 84-79
3/9 Portland State! W 69-60
3/10 **Montana**** **L 66-65**
3/17 @Cincinnati\$ L 76-62

#Gossner Foods Classic, Logan, Utah
*Big Sky Conference Game
!Big Sky Conference Semifinal Game
**BSC Championship Game
\$First Round NIT, Cincinnati, Ohio

2010-11 WSU Schedule

10/27 Purple and White Game
11/1 Laval University (Exhib.)
11/6 W. New Mexico (Exhib.)
11/13 at Utah State
11/16 Colorado Christian
11/20 at Utah
11/25 Alaska-Anchorage^
12/4 Seattle
12/11 at Southern Utah
12/16 at University of Tulsa
12/18 University of the Southwest
12/21 Brigham Young
12/29 at Montana State*
12/31 **at Montana***
1/8 at Northern Arizona*
1/13 Sacramento State*
1/15 Idaho State*
1/20 at Portland State*
1/22 at Northern Colorado*
1/29 Northern Colorado*
2/3 **Montana***
2/5 Montana State*
2/10 Northern Arizona*
2/12 at Eastern Washington*
2/16 Portland State*
2/19 BracketBusters
2/22 at Idaho State*
2/26 at Sacramento State*
3/2 Eastern Washington*
3/5-9 Big Sky Conf. Tournament

^Carrs/Safeway Great Alaska Shootout
*Big Sky Conference game



B.J. Hill
Head Coach



Devon Beitzel
Sr. Guard

NORTHERN COLORADO

Jan. 6 • at Northern Colorado
Butler-Hancock • Greeley, Colo.
7:00 p.m. (Mtn)

Feb. 12 • at Montana
Adams Center • Missoula, Mont.
7:00 p.m. (Mtn)

UNC QUICK FACTS

Location: Greeley, Colo.
Enrollment: 11,925
Conference: Big Sky
Nickname: Bears
Colors: Blue and Gold
Arena: Butler-Hancock Sports Pav.
Capacity: 2,734
Head Coach: B.J. Hill
Alma Mater: Grand View College

Year: 1996

2009-10 Season Record: 24-7
Conference Record: 12-4
Finish: 2nd
Starters Returning, Lost: 3, 2
Lettermen Returning, Lost: 9, 3
Basketball Office: (970) 351-1716
Press Row Phone: (970) 351-2522

www.uncbears.com

2009-10 Results (12-4, 24-7)

11/13 McNeese State# W 101-73
11/15 Southern Utah# W 73-51
11/16 at Hawaii# W 81-75
11/20 vs. Texas Southern% W 66-62
11/21 @Air Force% W 70-46
11/27 @North Dakota W 70-63
12/1 Colorado State W 70-63
12/4 @Montana State* L 87-63
12/5 **@Montana*** **W 59-48**
12/12 Wyoming L 76-70
12/16 Louisiana-Monroe W 95-84
12/19 @Oklahoma L 80-79
12/21 San Jose State W 93-69
12/28 Denver W 72-57
12/30 @Texas Christian W 64-53
1/2 @Northern Arizona* W 75-66
1/7 Weber State* W 84-75
1/9 Idaho State* W 78-66
1/15 @Portland State* L 85-69
1/16 @Eastern Wash.* W 74-71
1/22 Sacramento State* W 79-65
1/28 **Montana*** **L 64-62**
1/31 Montana State* W 74-68
2/7 N. Arizona* W 70-63, OT
2/12 @Idaho State* W 68-59
2/13 @Weber State* L 81-76
2/18 Eastern Washington* W 58-54
2/20 Portland State* W 64-61
2/23 Johnson & Wales W 88-67
2/27 @Sacramento State* W 78-66
3/9 **vs. Montana!** **L 68-63**
3/17 Portland\$ W 81-73
3/22 Pacific\$\$ L 63-59

#Rainbow Classic, Honolulu, Hawaii
%Reggie Minton Air Force Classic
*Big Sky Conference Game
!BSC Semifinal Game
\$CollegeInsider.com 1st Round
\$\$CollegeInsider.com Quarterfinal

2010-11 UNC Schedule

11/1 Western State (Exhib.)
11/12 Tabor College
11/16 Wyoming
11/21 at Arizona^
11/23 at Santa Clara^
11/26 Valparaiso^
11/27 TBA^
12/4 Black Hills State
12/12 at Illinois
12/18 at Denver
12/20 at Colorado State
12/22 at La.-Monroe
12/29 at Portland State*
12/31 at Eastern Washington*
1/6 **Montana***
1/8 Montana State*
1/13 Idaho State*
1/20 at Sacramento State*
1/22 Weber State*
1/29 at Weber State*
1/31 at Northern Arizona*
2/3 Eastern Washington*
2/5 Portland State*
2/10 at Montana State*
2/12 **at Montana***
2/19 BracketBusters
2/21 North Dakota
2/26 Northern Arizona*
2/26 at Idaho State*
3/2 Sacramento State*
3/5-9 Big Sky Conf. Tourn.

^Las Vegas Invitational
*Big Sky Conference game



Brian Katz
Head Coach



Sultan Toles-Bey
Sr. Guard

SACRAMENTO STATE

Jan. 8 • Sacramento State
Hornets Nest • Sacramento, Calif.
7:00 p.m. (Pac.)

Feb. 10 • Missoula, Mont.
Adams Center • Missoula, Mont.
7:00 p.m. (Mtn)

SAC STATE QUICK FACTS

Location: Sacramento, Calif.
Enrollment: 29,011
Conference: Big Sky
Nickname: Hornets
Colors: Green and Gold
Arena: Hornets Nest
Capacity: 1,200
Head Coach: Brian Katz
Alma Mater: Sacramento State

Year: 1980

2009-10 Season Record: 9-21
Conference Record: 3-13
Finish: 8th
Starters Returning, Lost: 2, 3
Lettermen Returning, Lost: 3, 9
Basketball Office: (916) 278-6133
Press Row Phone: (916) 278-7531

www.hornetsports.com

2009-10 Results (3-13, 9-21)

11/13 @Rice# L 81-51
11/14 Houston Baptist# W 70-60
11/15 South Alabama# L 70-58
11/18 Bethany W 90-75
11/21 @Oregon State W 65-63
11/24 @Idaho L 75-61
11/28 UC Riverside L 59-58
12/2 @UC Davis W 59-57
12/5 @Weber State* L 80-65
12/8 @Southern Calif. L 51-36
12/12 @Pacific L 79-49
12/19 Idaho State* W 64-63
12/21 William Jessup W 74-42
12/27 Loyola Marymount L 82-78
12/31 @Eastern Wash.* L 79-75
1/2 @Portland State* L 94-66
1/9 Seattle W 80-67
1/15 **Montana*** **L 57-56**
1/17 Montana State* L 58-53
1/22 @N. Colorado* L 79-65
1/24 @N. Arizona* L 75-71
1/29 @Weber State* L 81-59
1/30 @Idaho State* W 72-55
2/5 Portland State* L 76-62
2/7 Eastern Wash.* W 74-67
2/13 @Seattle L 98-67
2/18 @Montana State* L 80-74
2/20 **@Montana*** **L 86-58**
2/26 N. Arizona* L 73-59
2/27 N. Colorado* L 78-66

#Rice Tournament, Houston, Texas

*Big Sky Conference Game

2010-11 Sac State Schedule

11/5 Menlo (Exhibition)
11/14 Cal State Bakersfield
11/16 Bethany
11/19 at North Dakota
11/23 UC Davis
11/27 Cal Poly
11/30 at Washington State
12/4 at Utah Valley
12/7 at Loyola Marymount
12/10 William Jessup
12/19 at McNeese State
12/21 at Oklahoma
12/29 at Eastern Washington*
12/31 at Idaho State*
1/6 Montana State*
1/8 **Montana***
1/13 at Weber State*
1/15 at Northern Arizona*
1/20 Northern Colorado*
1/22 Eastern Washington*
1/27 Idaho State*
1/29 at Portland State*
2/3 Portland State*
2/10 **at Montana***
2/13 at Montana State*
2/19 BracketBusters
2/24 Northern Arizona*
2/26 Weber State*
3/2 at Northern Colorado*
3/5-9 Big Sky Conference

Tournament

*Big Sky Conference game



Kirk Earlywine
Head Coach



Dean Glenn
Soph. Guard

EASTERN WASHINGTON

Jan. 13 • at Montana
Adams Center • Missoula, Mont.
7:00 p.m. (Mtn)

Feb 26 • at Eastern Washington
Reese Court • Cheney, Wash.
7:00 p.m. (Pac)

EWU Quick facts

Location: Cheney, Wash.
Enrollment: 9,897
Conference: Big Sky
Nickname: Eagles
Colors: Red and White
Arena: Reese Court
Capacity: 6,000
Head Coach: Kirk Earlywine
Alma Mater: Campbell University

Year: 1987

2009-10 Season Record: 9-21
Conference Record: 5-11
Finish: 6th
Starters Returning, Lost: 3, 2
Lettermen Returning, Lost: 4, 5
Basketball Office: (509) 359-2497
Press Row Phone: (509) 359-6331

www.goegs.com

2009-10 Results (5-11, 9-21)

11/14 Portland L 64-58
11/16 @Wash. State L 67-61
11/17 Whitman W 100-88
11/21 @Texas-Arlington W 72-68
11/24 Boise State L 82-69
11/28 @Idaho L 76-54
12/1 Walla Walla W 89-61
12/5 @Portland State* L 98-75
12/12 Seattle W 100-97, OT
12/17 @Nevada L 73-70
12/19 @Brigham Young L 91-34
12/22 Chicago State# L 62-53
12/23 Jackson State# L 72-67
12/28 @Gonzaga L 94-52
12/31 Sacramento State* W 79-75
1/8 **@Montana*** **L 79-66**
1/10 @Montana State* W 75-73
1/15 N. Arizona* L 73-69
1/16 N. Colorado* L 74-71
1/22 @Idaho State* L 80-74
1/23 @Weber State* L 89-67
1/30 Portland State* L 85-77
2/1 @Seattle% L 68-62
2/7 @Sac. State* L 74-67
2/12 Montana State* W 74-69
2/14 **Montana*** **W 69-68**
2/18 @N. Colorado* L 58-56
2/20 @N. Arizona* L 74-71 OT
2/26 Weber State* L 85-57
2/27 Idaho State* W 79-71

#Las Vegas Invitational,

Las Vegas, Nev. %Key Arena

*Big Sky Conference Game

2010-11 EWU Schedule

11/2 Seattle Pacific (Exhib.)
11/8 MSU-Billings (Exhib.)
11/12 San Jose State
11/16 at Washington
11/18 Northwest (Wash.)
11/24 at Boise State
11/27 Idaho
11/30 at Gonzaga
12/4 New Hope Christian Col.
12/12 at San Jose State
12/15 Seattle University
12/18 at Nebraska
12/20 at South Dakota
12/29 Sacramento State*
12/31 Northern Colorado*
1/6 at Seattle University
1/8 at Portland State*
1/13 **at Montana***
1/16 at Montana State
1/20 Northern Arizona*
1/22 at Sacramento State*
1/27 Portland State*
1/29 Idaho State*
2/3 at Northern Colorado*
2/5 at Idaho State*
2/12 Weber State*
2/16 at Northern Arizona*
2/19 BracketBusters
2/24 Montana State*
2/26 **Montana***
3/2 at Weber State*
3/5-9 Big Sky Conf. Tourn.
*Big Sky Conference game



Tyler Geving
Head Coach



Phil Nelson
Sr. Forward

PORTLAND STATE

Jan. 15 • at Montana
Adams Center • Missoula, Mont.
7:00 p.m. (Mtn)

Feb. 24 • at Portland State
Peter Stott Center • Portland, Ore.
7:00 p.m. (Pac)

PSU QUICK FACTS

Location: Portland, Ore.
Enrollment: 27,000
Conference: Big Sky
Nickname: Vikings
Colors: Green, White and Silver
Arena: Peter W. Stott Center
Capacity: 1,500
Head Coach: Tyler Geving
Alma Mater: Central Washington

Year: 1996
2009-10 Season Record: 13-19
Conference Record: 7-9
Finish: 5th
Starters Returning, Lost: 3, 2
Lettermen Returning, Lost: 8, 5
Basketball Office: (503) 725-5630
Press Row Phone: (503) 725-5597

www.goviks.com

2009-10 Results (7-9, 13-19)

11/13	vs. Belmont#	L 74-67
11/14	vs. Wright State#	L 75-70
11/15	at Washington#	L 111-55
11/21	Cal Poly	W 92-83
11/29	@Stanford	L 83-64
12/2	@Portland	W 86-82
12/5	Eastern Wash.*	W 98-75
12/9	Linfield	W 85-52
12/13	@Pepperdine	W 93-81
12/15	@Saint Mary's	L 101-80
12/19	Washington St.%	L 93-69
12/21	@Boise State	L 69-62
12/29	Willamette	W 97-90
1/2	Sacramento State*	W 94-66
1/8	@Montana State*	L 77-71
1/9	@Montana*	L 90-58
1/15	N. Colorado*	W 85-69
1/17	N. Arizona*	L 93-86
1/22	@Weber State*	L 86-83
1/23	@Idaho State*	L 88-80, OT
1/30	@Eastern Wash.*	W 85-77
2/5	@Sac. State*	W 76-62
2/7	Seattle	L 80-77
2/12	Montana*	L 81-76
2/13	Montana State*	L 79-71
2/18	@N. Arizona*	L 86-85, 2 OT
2/20	@N. Colorado*	L 64-61
2/26	Idaho State*	W 98-63
2/28	Weber State*	W 84-79
3/2	@Seattle	L 93-80
3/6	@Montana State^	W 68-65
3/9	@Weber State!	L 69-60

#Gossner Classic, Seattle, Wash.

%@Kennewick, Wash.

*BSC Game ^BSC Quarterfinal

!BSC Semifinal Game

2010-11 PSU Schedule

11/5	Linfield
11/12	Pepperdine
11/19	Southern Methodist^
11/20	Lamar^
11/21	UC Riverside^
12/1	Seattle University
12/5	at Oregon
12/9	George Fox
12/12	Cal State Fullerton
12/15	at Cal State Bakersfield
12/18	Portland
12/20	at Nevada
12/23	Utah Valley
12/29	Northern Colorado*
1/2	Idaho State*
1/8	Eastern Washington*
1/13	at Montana State*
1/15	at Montana*
1/20	Weber State*
1/22	Northern Arizona*
1/27	at Eastern Washington*
1/29	Sacramento State*
2/3	at Sacramento State*
2/5	at Northern Colorado*
2/10	Idaho State*
2/16	at Weber State*
2/19	BracketBuster
2/24	Montana*
2/26	Montana State*
3/2	at Northern Arizona*
3/10	at Seattle University

^Southern Methodist Tournament
*Big Sky Conference game



Joe O'Brien
Head Coach



Broderick Gilchrest
Sr. Guard

IDAHO STATE

Jan. 20 • at Idaho State
Holt Arena • Pocatello, Idaho
7:00 p.m. (Mtn)

Feb. 16 • at Montana
Adams Center • Missoula, Mont.
7:00 p.m. (Mtn)

ISU QUICK FACTS

Location: Pocatello, Idaho
Enrollment: 13,493
Conference: Big Sky
Nickname: Bengals
Colors: Black and Orange
Arena: Holt Arena/Reed Gym
Capacity: 8,000/3,141
Head Coach: Joe O'Brien
Alma Mater: Monmouth

Year: 1977
2009-10 Season Record: 7-22
Conference Record: 4-12
Finish: 7th
Starters Returning, Lost: 1, 4
Lettermen Returning, Lost: 4, 6
Basketball Office: (208) 282-4492
Press Row Phone: (208) 282-2952

www.isubengals.com

2009-10 Results (4-12, 7-22)

11/13	@Iowa State	L 88-68
11/15	@Bradley	L 74-69
11/17	@Brigham Young	L 87-53
11/21	Colo. Christian	W 77-60
11/24	@Utah State	L 77-44
11/28	@Missouri-KC	W 68-65
12/1	@Notre Dame	L 80-70
12/5	@Utah	L 68-56
12/9	Boise State	L 79-67
12/11	@Southern Cal	L 59-53
12/19	@Sac State*	L 64-63
12/22	@Oregon	L 77-71
12/28	Montana Tech	W 63-55
12/31	Montana*	W 67-65
1/3	Montana State*	L 70-63
1/7	@N. Arizona*	L 68-56
1/9	@N. Colorado*	L 78-66
1/16	Weber State*	L 95-93, 3OT
1/22	Eastern Wash.*	W 80-74
1/23	Portland St.*	W 88-80, OT
1/30	Sacramento State*	L 72-55
2/5	@Montana State*	L 63-60
2/6	@Montana*	L 91-68
2/12	N. Colorado*	L 68-59
2/13	N. Arizona*	W 73-71, OT
2/15	Cal St. Bakersfield	L 82-79
2/20	@Weber State*	L 89-64
2/26	@Portland State*	L 98-63
2/27	@Eastern Wash.*	L 79-71

*Big Sky Conference Game

2010-11 ISU Schedule

11/6	Carroll (Exhibition)
11/12	at Colorado
11/14	at Arizona
11/19	Great Falls
11/23	at South Dakota State
11/29	Montana Tech
12/4	at Iowa
12/7	at Cal State Bakersfield
12/11	Missouri-Kansas City
12/18	at Creighton
12/21	Utah State^
12/22	Troy^
12/23	Western Michigan^
12/31	Sacramento State*
1/2	Portland State*
1/6	at Northern Arizona*
1/13	at Northern Colorado*
1/15	at Weber State*
1/20	Montana*
1/24	Montana State*
1/27	at Sacramento State*
1/29	at Eastern Washington*
2/5	Eastern Washington*
2/10	at Portland State*
2/12	Northern Arizona*
2/16	at Montana*
2/19	BracketBuster
2/22	Weber State*
2/28	Northern Colorado*
3/2	at Montana State*
3/5-9	Big Sky Conf. Tourn.

^Utah State Tourn., Logan, Utah
*Big Sky Conference game



Brad Huse
Head Coach



Bobby Howard
Senior Forward

MONTANA STATE

Jan. 22 • at Montana
Adams Center • Missoula, Mont.
7:00 p.m. (Mtn)

Jan. 29 at Montana State
Worthington • Bozeman, Mont.
7:00 p.m. (Mtn)

MSU Quick Facts

Location: Bozeman, Mont.
Enrollment: 12,200
Conference: Big Sky
Nickname: Bobcats
Colors: Blue and Gold
Arena: Worthington Arena
Capacity: 7,250
Head Coach: Brad Huse
Alma Mater: Montana Tech

Year: 1989

2009-10 Season Record: 15-14
Conference Record: 10-6
Finish: 3rd (T)
Starters Returning, Lost: 2, 3
Lettermen Returning, Lost: 4, 5
Basketball Office: (406) 994-6790
Press Row Phone: (406) 994-3210

www.msubobcats.com

2009-10 Results (10-6, 15-14)

11/14	@Nevada	L 75-61
11/17	Colorado Christian	W 68-58
11/21	Southern Mississippi	L 66-62
11/25	@San Francisco	W 70-66
11/28	@Oregon	L 89-66
12/4	N. Colorado*	W 87-63
12/5	N. Arizona*	W 62-50
12/9	@Memphis	L 76-51
12/12	N. New Mexico	W 103-54
12/18	UC Santa Barbara	W 76-64
12/21	@Cal Poly	W 76-72
12/23	@Boise State	L 58-56
12/31	@Weber State*	L 75-62
1/3	@Idaho State*	W 70-63
1/8	Portland State*	W 77-71
1/10	Eastern Wash.*	L 75-73
1/17	@Sac State*	W 58-53
1/18	@Cal St. Bakersfield	L 71-61
1/23	Montana*	W 61-52
1/28	@N. Arizona*	L 71-58
1/31	@N. Colorado*	L 74-68
2/5	Idaho State*	W 63-60
2-6	Weber State*	L 75-71
2-12	@Eastern Wash.*	L 74-69
2-13	@Portland State*	W 79-71
2-18	Sacramento State*	W 80-74
2-20	San Jose State	L 77-66
2-27	@Montana*	W 73-67
3-6	Portland State^	L 68-65

*Big Sky Conference Game

^BSC Quarterfinal Game

2010-11 MSU Schedule

11/5	Mayville State
11/12	Hawaii^
11/13	Central Michigan^
11/15	Cal State Fullerton
11/19	Minot State
11/21	Cal Poly
12/24	San Francisco
11/27	at Iowa State
11/29	at Seattle
12/4	at Illinois State
12/10	Johnson & Wales
12/19	at UC Riverside
12/21	at UCLA
12/29	Weber State*
12/31	Northern Arizona*
1/6	at Sacramento State*
1/8	at Northern Colorado*
1/13	Portland State*
1/16	Eastern Washington*
1/22	at Montana*
1/24	at Idaho State*
1/29	Montana*
2/3	at Northern Arizona*
2/5	at Weber State*
2/10	Northern Colorado*
2/13	Sacramento State*
2/15	at San Jose State
2/19	BracketBuster
2/24	at Eastern Washington*
2/26	at Portland State*
3/2	Idaho State
3/5-9	Big Sky Conf. Tourn.

^Outrigger Hotels Rainbow Classic
*Big Sky Conference game



ESPN ANNOUNCES 2010 BRACKETBUSTERS PAIRINGS

FOR IMMEDIATE RELEASE
February 1, 2010

Event to Feature 11 Games Feb. 19-20 on ESPN Networks; Selections Highlighted by No. 15 Butler, No. 22 Northern Iowa

BracketBusters will feature 11 nationally televised games live, selected from a pool of 98 teams. ESPNU, the 24-hour college sports network, will televise five BracketBusters games, and ESPN2 will televise six, all simulcast on ESPN360.com, ESPN's customized broadband service. Three of the ESPN2 telecasts will be in high definition. The matchups are highlighted by Old Dominion at No. 22 Northern Iowa on Friday, Feb. 19, at 7 p.m., and Siena at No. 15 Butler on Saturday, Feb. 20 at 11 a.m. ET, both on ESPN2 HD and ESPN360.com.

This year's 22 BracketBusters teams represent 10 conferences and:

- Two ranked teams: No. 15 Butler and No. 22 Northern Iowa
- 19 teams in the Ratings Percentage Index (RPI) top 100: No. Iowa (16); Butler (18); Siena (44); Old Dominion (46); Wichita State (48); William & Mary (51); Utah State (55); Northeastern (56); Virginia Commonwealth (60); Nevada (66); Kent State (69); Western Carolina (73); La. Tech (74); New Mexico State (82); Missouri State (84); Iona (85); Murray State (92); College of Charleston (94); Pacific (95)
- Seven 2009 NCAA Tournament participants: Northern Iowa; Siena; Butler; Morgan State; Akron; Virginia Commonwealth; Utah State
- 16 teams with 15 or more wins overall: Old Dominion; Northern Iowa; William & Mary; Iona; Siena; Butler; Morgan State; Murray State; La. Tech; Missouri State; Akron; Virginia Commonwealth; George Mason; Western Carolina; Wichita State; Utah State
- Four teams undefeated in conference play: Butler; Siena; Morgan State and Murray State

About BracketBusters

The BracketBusters concept, named because of the success of participating teams from these conferences in NCAA Tournament play through the years, provides programs with an opportunity to play top non-conference opponents roughly three weeks before Selection Sunday. Each conference selects its participating teams before the season, and the matchups for the event are determined by ESPN in conjunction with the conferences. BracketBusters is an example of ESPN college basketball franchise programming. Others include Rivalry Week Presented by Cisco, Feast Week Presented by Lowe's, Holiday Hoops Presented by Kay Jewelers, ESPNU Campus Connection Week, Judgment Week and Championship Week Presented by Dick's Sporting Goods.

ALL-OPPONENT HISTORY

Air Force	6-5	Hawaii-Hilo	1-0	Regis	1-0
Alaska-Anchorage	0-1	Houston Baptist	1-0	Rice	3-1
Alaska-Fairbanks	2-0	Idaho	77-106	Rocky Mountain	8-1
Albertson	1-0	Idaho State	89-44	Sacramento State	28-5
American	1-0	Illinois-Chicago	1-1	San Diego	2-3
Arizona	0-1	Illinois State	1-1	San Diego State	1-1
Arizona State	1-3	Indiana	0-1	San Jose State	5-6
Arkansas State	1-0	Iowa State	0-1	San Francisco	0-2
Auburn	0-1	Jackson State	0-1	Santa Clara	2-6
Augsburg	0-1	Jamestown	0-1	Seattle	4-2
Augustana	3-1	Kansas	0-1	Seattle Pacific	3-0
Baylor	0-2	Kansas State	1-1	Simon Fraser	14-0
Bemidji State	3-1	Kent State	1-0	South Alabama	1-0
Black Hills State	1-0	Kentucky	0-1	South Dakota	3-0
Boise State	28-29	La Salle	1-0	South Dakota State	3-0
Boston College	0-2	Lewis-Clark State	5-0	Southeast Missouri State	4-1
Boston University	1-0	Linfield	1-0	Southeastern Louisiana	2-0
Bradley	0-2	Long Beach State	1-4	Southern California	1-1
Brigham Young	10-25	Loyola Marymount	8-1	Southern Illinois	0-2
British Columbia	2-0	Macalester	2-0	Southern Oregon	2-0
Bucknell	1-0	Maine	1-0	Southern Utah	5-5
Cal State Chico	2-0	Michigan State	0-1	Southwestern	1-0
Cal State Dominguez Hills	1-0	Middle Tennessee State	0-1	Stanford	2-3
Cal State Fullerton	6-3	Midwestern State	1-0	St. Cloud State	2-0
Cal State Hayward	1-0	Minnesota	1-3	St. Francis	1-1
Cal State Northridge	10-7	Minnesota-Duluth	0-2	St. John's	1-0
California	0-1	Minnesota State	1-0	St. Martin's	1-0
California-Los Angeles	0-4	Mississippi State	0-1	St. Mary's	9-4
California-Irvine	2-4	Mississippi Valley State	3-0	St. Peter's	0-2
California-Riverside	3-1	Missouri	0-2	Tennessee Tech	1-0
California-Santa Barbara	2-4	Missouri-Kansas City	3-0	Texas-Arlington	4-0
Cal Poly	3-0	Monmouth	1-0	Texas Christian	0-1
Carroll	23-12	Montana State	134-147	Texas-El Paso	0-1
Central Connecticut State	0-1	Montana State-Northern	15-0	Texas Southern	1-0
Central Washington	9-6	Montana Tech	43-11	Texas Tech	1-2
City College of New York	0-1	Montana-Western	6-3	Toledo	0-1
Coastal Carolina	1-0	Morningside	1-0	Tulsa	0-1
Colorado	1-2	Navy	1-0	UNLV	1-4
Colorado State	14-18	Nebraska	2-3	Utah	6-28
Colorado State-Pueblo	2-1	Nevada	23-14	Utah State	15-25
Concordia College (Minn.)	1-0	New Mexico	16-8	Utah Valley State	1-2
Concordia-Irvine	1-0	New Mexico State	1-1	Valley City State	1-0
Creighton	2-4	Niagra	0-1	Valparaiso	1-1
Denver	14-17	North Dakota	4-6	Wabash	0-1
Doane	1-0	North Dakota State	5-2	Washington	9-43
Drake	1-0	North Texas	0-1	Washington State	27-84
Duke	0-1	Northeastern	1-0	Weber State	49-57
Eastern Michigan	1-0	Northeastern Illinois	2-0	Western Illinois	1-0
Eastern Washington	57-37	Northern Arizona	58-28	Western Kentucky	0-2
Evansville	1-1	Northern Colorado	11-3	Western Oregon	2-0
Evergreen State	2-0	Northern Iowa	2-2	Western Washington	2-0
Fairfield	1-0	Northern Michigan	2-1	West Texas A&M	1-0
Florida A&M	1-0	Nortre Dame	1-0	West Virginia	0-1
Florida State	0-1	Oklahoma State	1-2	Whitman	21-18
Fresno State	5-4	Oral Roberts	1-5	Whitworth	9-5
George Washington	0-1	Oregon	4-21	Williamette	2-0
Georgia Southern	1-0	Oregon State	3-16	William & Mary	0-1
Georgia State	1-0	Pacific	8-5	Wisconsin	0-2
Gonzaga	86-63	Pacific Lutheran	4-2	Wisconsin-LaCrosse	1-0
Great Falls	9-0	Pan American	1-0	Wisconsin-Milwaukee	1-2
Hamline	0-1	Pasco Air Force Base	0-1	Wisconsin-Stout	8-0
Hardin-Simmons	1-0	Pepperdine	1-3	Wisconsin-Superior	0-1
Harvard	0-1	Peru State	1-0	Wyoming	12-21
Hawaii	2-3	Portland	12-8	Youngstown State	2-0
		Portland State	25-18	All-time record	*1,219-1,127
		Puget Sound	6-9		
		Purdue	0-2		

*Does not include non-university opponents

2010-11

THE UNIVERSITY OF MONTANA BASKETBALL

THE GRIZ

**Anthony Johnson, 2010 Big Sky
Conference Tournament MVP**
(Mike Bashor photo)

BIG SKY CONFERENCE



The Big Sky Conference enters its 48th year of athletic competition in 2009-10. The Big Sky is an NCAA Division I member in all sports, with member institutions classified in the Football Championship Subdivision (formally I-AA). The Big Sky returned to a nine-team format in 2006 with the addition of Northern Colorado.

The current lineup includes Eastern Washington, Idaho State, Montana, Montana State, Northern Arizona, Northern Colorado, Portland State, Sacramento State and Weber State. The league has become one of the strongest Division I conferences in the West and is a national leader in the Football Championship Subdivision.

The Big Sky Conference was established in 1963 by six charter members - Idaho, Idaho State, Gonzaga, Montana, Montana State and Weber State. Those six schools formed the foundation of the Big Sky before the league expanded in 1970 by adding Boise State and Northern Arizona. Gonzaga left the Sky in 1979 and was replaced by Nevada, which gave the league eight members. The conference grew to nine schools in 1987 with the addition of Eastern Washington.

The 1990s saw change in the makeup of the league, beginning in 1992 when Nevada departed and put the Big Sky back at eight teams. In 1996 Boise State and Idaho left and at the same time the conference added Portland State, Sacramento State and Cal State Northridge. The Big Sky maintained nine teams for five years before Cal State Northridge departed in the spring of 2001.

With the addition of Northern Colorado in 2006, the Big Sky spreads across eight states spanning from the Pacific Ocean to the Rocky Mountain Front. The Big Sky is represented along the entire west coast with schools in Washington, Oregon and California. League schools also range up and down the Rocky Mountains with institutions in Montana, Idaho, Utah, Arizona, Colorado, and soon North Dakota.

On Nov. 1, 2010, the Big Sky announced that North Dakota and Southern Utah will officially join the conference on July 1, 2012. The league also recently added Cal Poly and UC Davis as football-only members.

On Feb 25, 1963, the name Big Sky was adopted by the six presidents of the charter members as the name of the new conference. The name Big Sky originated in a novel written by the late A.B. (Bud) Guthrie of Great Falls, Mont., in 1947 entitled "The Big Sky." Jack Hollowell, a former Montana advertising director, promoted the Big Sky theme for the Treasure State. While on a track and field trip from Pocatello, Idaho, to Missoula, Mont., the legendary Dubby Holt of Idaho State saw a "Welcome to Big Sky Coun-

try" sign as his team entered Montana. Holt, and his athletes thought "Big Sky" would be a perfect name for the new conference. Harry Missildine of the Spokane Spokesman-Review called for the newly formed league to be named the Big Sky Conference in his column dated Feb. 20, 1963.

The Big Sky sponsors championships in 14 sports, including men's and women's cross country, indoor and outdoor track and field, basketball and tennis. In addition, there are also championships in football, and women's volleyball, golf and soccer.

The 2010-11 season will mark the 23rd year that the Big Sky Conference will sponsor championships in women's sports. The former Mountain West Conference existed from 1982-88, sponsoring championships for women's sports at the same institutions the Big Sky had men's programs. The Big Sky merged with the Mountain West in 1988, forming one league for both men and women.

Doug Fullerton, the fifth commissioner of the Big Sky Conference, will enter his 16th year at the helm. Fullerton took over the Big Sky on July 1, 1995, replacing longtime commissioner Ron Stephenson. Stephenson served the league for 14 years. Steve Belko was the commissioner from 1977-81 while John Roning held the post from 1971-77. The first league commissioner was Jack Friel, who served from 1963-71.

All-Time Conference Winning Percentage

Team	Wins	Losses	Pct.	Year Joined
UM*	459	275	.625	1963
WSU*	447	296	.602	1963
MSU*	368	371	.498	1963
PSU	188	185	.504	1996
ISU*	321	401	.445	1963
NAU	317	370	.461	1970
EWU	209	321	.394	1987
CSUS	99	264	.273	1996
UNC	47	59	.443	2006

*Charter member



2009-2010 Conference Standings

BIG SKY GAMES

	W	L	Pct.	Home	Away
WSU\$	13	3	.813	8-0	5-3
UNC	12	4	.750	7-1	5-3
MSU	10	6	.625	6-2	4-4
UM#	10	6	.625	6-2	4-4
NAU	8	8	.500	5-3	3-5
PSU	7	9	.438	5-3	2-6
EWU	5	11	.312	4-4	1-7
ISU	4	12	.250	4-4	0-8
CSUS	3	13	.188	2-6	1-7

\$Regular-season champion

#Postseason champ/NCAA automatic qualifier

ALL GAMES

	W	L	Pct.	Home	Away	Neut.	Strk.
WSU	20	11	.645	14-1	4-9	2-0	L2
UNC	25	8	.757	13-2	9-4	3-2	L1
MSU	15	14	.517	9-5	6-9	0-0	L1
UM	22	10	.688	13-2	6-7	1-1	L1
NAU	14	14	.500	8-4	6-10	0-0	L1
PSU	13	19	.406	8-4	5-12	0-3	L1
EWU	9	21	.300	7-5	2-13	0-3	W1
ISU	7	22	.241	6-6	1-16	0-0	L4
CSUS	9	21	.300	5-8	3-12	1-1	L5

2009-2010 All-Conference Team

FIRST TEAM

Player	School	Pos.	Yr.
Will Figures*	UNC	G	Sr.
Bobby Howard	MSU	F	Jr.
Anthony Johnson*#	UM	G	Sr.
Cameron Jones*	NAU	G	Jr.
Jamie Jones	PSU	F	Sr.
Damian Lillard*#	WSU	G	So.

*Unanimous Selections #Repeat Selections

SECOND TEAM

Player	School	Pos.	Yr.
Devon Beitzel	UNC	G	Jr.
Amorrow Morgan	ISU	G	Sr.
Steve Panos	WSU	C	Sr.
Franklin Session	WSU	F/G	Jr.
Dominic Waters	PSU	G	Sr.

HONORABLE MENTION

Player	School	Pos.	Yr.
Will Cherry	UM	G	Fr.
Glen Dean	EWU	G	Fr.
Justin Eller	CSUS	C	Sr.
Broderick Gilchrest	ISU	G	Jr.
Marquis Navarre	MSU	G	Sr.
Ryan Staudacher	UM	G	Sr.

INDIVIDUAL AWARD WINNERS

Most Valuable Player

Damian Lillard, G, Weber State

Newcomer of the Year

Franklin Session, G/F, Eastern Washington

Freshman of the Year

Glen Dean, G, Eastern Washington

Defensive Player of the Year

Yahosh Bonner, G, Northern Colorado

Big Sky Regular-Season Champions and Runners-Up

Year	Champions	Runners-up
2009-10	Weber State (13-3)	Northern Colorado (12-4)
2008-09	Weber State (15-1)	Portland State, Montana (11-5)
2007-08	Portland State (14-2)	Northern Arizona (11-5)
2006-07	Weber State, Northern Arizona (11-5)	Montana (10-6)
2005-06	Northern Arizona (12-3)	Montana (10-4)
2004-05	Portland State (11-3)	Montana , Montana State (9-5)
2003-04	Eastern Washington (11-3)	N. Ariz., Idaho St., Sac. State, Weber St. (7-7)
2002-03	Weber State (14-0)	Eastern Washington (9-5)
2001-02	Montana State (12-2)	Eastern Washington (10-4)
2000-01	CS Northridge (13-3)	Eastern Washington (11-5)
1999-00	Montana (12-4)	Eastern Washington (12-4)
1998-99	Weber State (13-3)	Northern Arizona (12-4)
1997-98	Northern Arizona (13-3)	Weber State (12-4)
1996-97	Northern Arizona (14-2)	Montana (11-5)
1995-96	Montana State (11-3)	Montana , Weber St., Boise State (10-4)
1994-95	Montana , Weber State (11-3)	Montana State (8-6)
1993-94	Weber State, Idaho (10-4)	Idaho State (9-5)
1992-93	Idaho (11-3)	Boise State, Weber State (10-4)
1991-92	Montana (14-2)	Nevada (13-3)
1990-91	Montana (13-3)	Nevada (12-4)
1989-90	Idaho (13-3)	Eastern Washington (11-5)
1988-89	Idaho, Boise State (13-3)	Montana (11-5)
1987-88	Boise State (13-3)	Idaho (11-5)
1986-87	Montana State (12-2)	Boise State (10-4)
1985-86	Northern Arizona (9-5)	Montana (9-5)
1984-85	Nevada (11-3)	Montana (10-4)
1983-84	Weber State (12-2)	Montana (9-5)
1982-83	Nevada, Weber State (10-4)	Montana (9-5)
1981-82	Idaho (13-1)	Montana (10-4)
1980-81	Idaho (12-2)	Montana , Montana State (11-3)
1979-80	Weber State (13-1)	Idaho (9-5)
1978-79	Weber State (10-5)	Northern Arizona, Idaho State (8-6)
1977-78	Montana (12-2)	Idaho State (11-3)
1976-77	Idaho State (13-1)	Weber State (11-3)
1975-76	Boise State (11-5)	Weber State (10-6)
1974-75	Montana (13-1)	Idaho State (9-5)
1973-74	Idaho State (12-3)	Montana (11-4)
1972-73	Weber State (13-1)	Idaho State (10-4)
1971-72	Weber State (10-4)	Idaho State, Gonzaga, N. Arizona (8-6)
1970-71	Weber State (12-2)	Idaho, Montana State (8-6)
1969-70	Weber State (12-3)	Idaho State (11-4)
1968-69	Weber State (15-0)	Montana State (11-4)
1967-68	Weber State (12-3)	Idaho (9-6)
1966-67	Montana State, Gonzaga (7-3)	Idaho State, Idaho, Weber State (5-5)
1965-66	Gonzaga, Weber State (8-2)	Montana (6-4)
1964-65	Weber State (8-2)	Montana State, Gonzaga (6-4)
1963-64	Montana State (8-2)	Weber State (7-3)

2010 Big Sky Championship Recap: No. 4 Montana 66, No. 1 Weber State 65

Anthony Johnson put Montana on his back and rallied the Grizzlies from a 20-point half-time deficit in a 66-65 victory over top-seeded Weber State in the title game of the Big Sky men's basketball championship. Johnson, a senior guard, set the Big Sky single-game tournament scoring record with 42 points, including 34 in the second half. Johnson scored Montana's final 21 points, including the game-winning shot with 11 seconds to play.

Johnson's 42 points were a career-high, a Montana school record, and a Dee Events Center record. The previous tournament single-game record was 39 points by Cal State Northridge's Mike O'Quinn in a 1998 quarterfinal game. The previous championship game record was 34 set by Idaho's Ken Green against Weber State in 1983.

Montana shot 28 percent in the first half and didn't score its 10th point of the game until 6:17 remained before halftime.

Johnson made 13-of-22 shots from the floor and was 14-of-14 from the free-throw line. The 14 free-throws were also a single-game tournament record. Johnson was named the tournament MVP. Sophomore Derek Selvig, who scored 12 points with seven rebounds, was also named to the All-Tournament Team.

Montana (22-9) earned the Big Sky's automatic bid to the NCAA tournament. The Grizzlies have won seven Big Sky championships and made its eighth NCAA tournament appearance. *(Courtesy Big Sky Conference)*

All-Tournament Team

MVP – Anthony Johnson; Derek Selvig, F, Montana; Damian Lillard, G, Weber State; Franklin Session, G, Weber State; Will Figures, G, Northern Colorado; Julius Thomas, F, Portland State



Anthony Johnson (Mike Bashor photo)



Doug Fullerton
Commissioner



Jon Kasper
Asst. Commissioner/
Media Relations



Ron Loghry
Associate
Commissioner



Jaynee Nadolski
Asst. Commissioner/
Compliance/SWA

Griz All-Conference Selections – 1st and 2nd Teams

2009-10	Anthony Johnson	(1st team)
2008-09	Anthony Johnson	(1st team)
	Jordan Hasquet	(2nd team)
2007-08	Andrew Strait	(1st team)
2006-07	Jordan Hasquet	(1st team)
	Andrew Strait	(1st team)
2005-06	Kevin Criswell	(1st team)
	Andrew Strait	(1st team)
2004-05	Kamarr Davis	(1st team)
	Kevin Criswell	(1st team)
2003-04	Kamarr Davis	(1st team)
2002-03	David Bell	(1st team)
2001-02	David Bell	(1st team)
1999-2000	Matt Williams	(1st team)
1998-99	Matt Williams	(1st team)
1997-98	J.R. Camel	(1st team)
1996-97	J.R. Camel	(1st team)
	Kirk Walker	(1st team)
1995-96	Shawn Samuelson	(1st team)
	Shane Belnap	(1st team)
1994-95	Matt Kempfert	(1st team)
	Jeremy Lake	(1st team)
	Shawn Samuelson	(1st team)
1991-92	Delvon Anderson	(1st team)
	Roger Fasting	(1st team)
1990-91	Kevin Kearney	(1st team)
	Daren Engellant	(1st team)
1989-90	Kevin Kearney	(2nd team)
	Daren Engellant	(2nd team)
1988-89	Wayne Tinkle	(2nd team)
1987-88	Wayne Tinkle	(2nd team)
1986-87	Scott Zanon	(1st team)
1985-86	Larry Krystkowiak	(1st team)
1984-85	Larry Krystkowiak	(1st team)
	Larry McBride	(1st team)
1983-84	Larry Krystkowiak	(1st team)
	Marc Glass	(1st team)
1982-83	Derrick Pope	(1st team)
1981-82	Derrick Pope	(1st team)
1980-81	Craig Zanon	(1st team)
1979-80	John Stroeder	(2nd team)
	Craig Zanon	(2nd team)
1978-79	John Stroeder	(2nd team)
	Allan Nielsen	(2nd team)
1977-78	M. R. Richardson	(1st team)
	Allan Nielsen	(1st team)
	John Stroeder	(2nd team)
1976-77	M. R. Richardson	(1st team)
	M. J. Richardson	(1st team)
1975-76	M. R. Richardson	(1st team)
1974-75	Ken McKenzie	(1st team)
	Eric Hays	(1st team)
1973-74	Ken McKenzie	(1st team)
	Eric Hays	(1st team)
	Robin Selvig	(1st team)
1972-73	Mike Murray	(1st team)
1971-72	Mike Murray	(1st team)
1969-70	Dave Gustafson	
1968-69	Harold Ross	(1st team)
	Ron Moore	(1st team)
1967-68	Ron Moore	(1st team)
1965-66	John Holiday, John Quist	
1964-65	Ed Samelton	
1963-64	Tim Aldrich	(2nd team)

2009-10 Top Five Conference Leaders

SCORING

##	Player-Team	G	FG	3FG	FT	Pts	Avg/G
1.	Damian Lillard-WSU	31	185	84	163	617	19.9
2.	Cameron Jones-NAU	28	203	33	102	541	19.3
3.	Anthony Johnson-UM	32	184	45	202	615	19.2
4.	Dominic Waters-PSU	32	193	70	138	594	18.6
5.	Will Figures-UNC	33	151	59	188	549	16.6

FIELD GOAL PERCENTAGE

##	Player-Team	G	FGM	FGA	Pct.
1.	Julius Thomas-PSU	31	139	207	.671
2.	Shane Johannsen-NAU	26	105	167	.629
3.	Brian Qvale-UM	30	120	195	.615
4.	Jamie Jones-PSU	32	180	309	.583
5.	Demetrius Monroe-ISU	29	114	203	.562

REBOUNDING

##	Player-Team	G	Off	Def	Total	Avg/G
1.	Jamie Jones-PSU	32	99	146	245	7.7
2.	Brandon Moore-EWU	29	50	167	217	7.5
3.	Demetrius Monroe-ISU	29	92	118	210	7.2
4.	Brian Qvale-UM	30	60	154	214	7.1
5.	Nick Larson-NAU	28	35	146	181	6.5

ASSISTS

##	Player-Team	Cl	G	No	Avg/G
1.	Dominic Waters-PSU	Sr	32	151	4.7
2.	Glen Dean-EWU	Fr	30	133	4.4
3.	Julian Olubuyi-NAU	Jr	28	113	4.0
4.	Damian Lillard-WSU	So	31	112	3.6
5.	Mike Marcial-SAC	Sr	30	103	3.4

STEALS

##	Player-Team	Cl	G	No	Avg/G
1.	Will Bynum-MSU	Sr	26	53	2.0
2.	Devon Beitzel-UNC	Jr	26	52	2.0
3.	Broderick Gilchrest-ISU	Jr	27	53	2.0
4.	Will Cherry-UM	Fr	32	61	1.9
5.	Franklin Session-WSU	Jr	31	55	1.8

BLOCKED SHOTS

##	Player-Team	Cl	G	No	Avg/G
1.	Jamie Jones-PSU	Sr	32	75	2.3
2.	Brian Qvale-UM	Jr	30	61	2.0
3.	Shane Johannsen-NAU	Jr	26	34	1.3
4.	John Dickson-SAC	Fr	30	29	1.0
5.	Franklin Session-WSU	Jr	31	28	0.9

3-POINT FG MADE

##	Player-Team	Cl	G	3FG	Avg/G
1.	Damian Lillard-WSU	So	31	84	2.7
2.	Devon Beitzel-UNC	Jr	26	68	2.6
3.	Melvin Jones-PSU	Jr	32	81	2.5
4.	Nick Hansen-WSU	Sr	31	75	2.4
5.	Ryan Staudacher-UM	Sr	32	70	2.2
	Dominic Waters-PSU	Sr	32	70	2.2

MINUTES PLAYED

##	Player-Team	Cl	G	No	Avg/G
1.	Broderick Gilchrest-ISU	Jr	27	965	35.7
2.	Cameron Jones-NAU	Jr	28	986	35.2
3.	Anthony Johnson-UM	Sr	32	1116	34.9
4.	Amorror Morgan-ISU	Sr	28	972	34.7
5.	Damian Lillard-WSU	So	31	1062	34.3

2010-11

THE UNIVERSITY OF MONTANA BASKETBALL



Sophomore Guard Will Cherry

Griz LEADERS



YEAR-BY-YEAR SCORING

Year	Name	TPts	PPG
2009-10	Anthony Johnson	614	19.2
2008-09	Anthony Johnson	509	17.6
2007-08	Jordan Hasquet	411	13.7
2006-07	Andrew Strait	450	15.0
2005-06	Andrew Strait	516	16.6
2004-05	Kamarr Davis	349	15.2
2003-04	Kamarr Davis	394	14.1
2002-03	David Bell	529	17.6
2001-02	David Bell	425	13.7
2000-01	Dan Trammel	336	12.4
1999-00	Matt Williams	539	19.2
1998-99	Matt Williams	410	15.2
1997-98	J.R. Camel	342	11.8
1996-97	J.R. Camel	306	11.3
1995-96	S. Samuelson	447	16.0
1994-95	Matt Kempfert	407	14.0
1993-94	Matt Kempfert	361	13.4
1992-93	Jeremy Lake	294	10.5
1991-92	Delvon Anderson	448	14.5
1990-91	Kevin Kearney	568	18.3
1989-90	John Reckard	367	12.7
1988-89	Wayne Tinkle	529	17.1
1987-88	Wayne Tinkle	470	16.2
1986-87	Scott Zanon	496	17.1
1985-86	Larry Krystkowiak	709*	22.2
1984-85	Larry Krystkowiak	632	21.1
1983-84	Larry Krystkowiak	539	18.0
1982-83	Derrick Pope	520	17.9
1981-82	Derrick Pope	471	17.4
1980-81	Craig Zanon	475	17.0
1979-80	Craig Zanon	377	15.1
1978-79	Allan Nielsen	355	13.9
1977-78	M.R. Richardson	653	24.2*
1976-77	M.R. Richardson	500	19.2
1975-76	M.R. Richardson	456	18.2
1974-75	Ken McKenzie	518	17.9
1973-74	Ken McKenzie	505	18.7
1972-73	Mike Murray	438	16.8
1971-72	Mike Murray	381	14.7
1970-71	Ray Howard	332	13.8
1969-70	Dave Gustafson	506	19.5
1968-69	Harold Ross	479	18.4
1967-68	Don Parsons	286	11.9
1966-67	Dennis Biletznikof	363	15.1
1965-66	John Holliday	248	17.8
1964-65	Ed Samelton	478	18.4
1963-64	Tim Aldrich	297	14.1
1962-63	Ray Lucien	260	10.8
1961-62	Steve Lowry	363	15.1
1960-61	Bob O'Billovich	328	14.3
1959-60	Dan Balko	397	16.6
1958-59	Dan Balko	390	16.3
1957-58	Jim Powell	288	13.1
1956-57	Zip Rhoades	316	14.4
1955-56	Ed Argenbright	428	16.5
1954-55	Ray Howard	446	17.2
1953-54	Ed Argenbright	337	12.5
1952-53	Charles Davis	437	17.5
1951-52	Charles Davis	369	14.2
1950-51	Robert Hasquet	388	12.5
1949-50	Bob Cope	701	22.6
1947-48	Bob Cope	509	15.9

*UM Record

YEAR-BY-YEAR REBOUNDING

Year	Name	TRebs	RPG
2009-10	Brian Qvale	214	7.1
2008-09	Jordan Hasquet	174	6.0
2007-08	Jordan Hasquet	215	7.2
2006-07	Jordan Hasquet	204	6.4
2005-06	Andrew Strait	192	6.4
2005-06	Andrew Strait	197	6.4
2004-05	Kamarr Davis	141	6.1
2003-04	Kamarr Davis	176	6.3
2002-03	Marcus Rosser	215	7.2
2001-02	Dan Trammel	206	6.6
2000-01	Dan Trammel	210	7.8
1999-00	Matt Williams	287	10.2
1998-99	Matt Williams	214	7.9
1997-98	Ryan Dick	204	7.0
1996-97	Ryan Dick	219	6.8
1995-96	Shawn Samuelson	207	7.4
1994-95	Shawn Samuelson	238	8.2
1993-94	Shawn Samuelson	237	8.5
1992-93	Matt Kempfert	143	5.5
1991-92	Daren Engellant	272	8.8
1990-91	Daren Engellant	269	8.7
1989-90	Daren Engellant	201	7.2
1988-89	Wayne Tinkle	268	8.7
1987-88	Wayne Tinkle	243	8.4
1986-87	Wayne Tinkle	258	8.9
1985-86	Larry Krystkowiak	364	11.4
1984-85	Larry Krystkowiak	306	10.2
1983-84	Larry Krystkowiak	315	10.5
1982-83	Derrick Pope	247	8.5
1981-82	Derrick Pope	223	8.3
1980-81	Rod Brandon	148	5.5
1979-80	John Stroeder	162	6.8
1978-79	John Stroeder	211	7.8
1977-78	M.R. Richardson	185	6.9
1976-77	M.J. Richardson	273	11.3
1975-76	M.J. Richardson	203	8.1
1974-75	Ken McKenzie	311	10.7
1973-74	Ken McKenzie	301	11.1
1972-73	Ken McKenzie	247	9.5
1971-72	Ray Howard	224	9.7
1970-71	Ray Howard	268	11.2
1969-70	Howard Clark	189	7.3
1968-69	George Yule	182	7.3
1967-68	Don Parsons	212	8.8
1966-67	Norm Clark	240	10.0
1965-66	Norm Clark	232	9.7
1964-65	Ed Samelton	204	7.8
1963-64	John Quist	150	6.5
1962-63	Steve Lowry	163	10.2
1961-62	Steve Lowry	276	11.6
1960-61	Steve Lowry	321	14.0
1959-60	D. Ruegsegger	223	10.6
1958-59	Darrol Dunham	292	12.1
1957-58	Russ Sheriff	289	13.1
1956-57	Russ Sheriff	200	10.0
1955-56	Russ Sheriff	299	11.5
1954-55	Ray Howard	393*	15.1
1953-54	Eddie Anderson	166	6.4

*UM Record

Anthony Johnson led the Grizzlies with 95 assists and 615 points during the 2009-10 season. (Mike Bashor photo)

YEAR-BY-YEAR ASSIST LEADER

Year	Name	APG	Avg.
2009-10	Anthony Johnson	95/32	3.4
2008-09	Anthony Johnson	90/29	3.1
2007-08	Ceylon Elgin-Taylor	106/30	3.5
2006-07	Bryan Ellis	131/31	4.2
2005-06	Virgil Matthews	125/31	4.0
2004-05	Matt Martin	104/30	3.5
2003-04	Derrick Mansell	111/27	4.1
2002-03	David Bell	84/30	2.7
2001-02	Shane Christensen	133/28	4.8
2000-01	Shane Christensen	123/27	4.6
1999-00	Shane Christensen	138/28	4.9
1998-99	Cory Reiser	121/27	4.5
1997-98	J.R. Camel	170/29	5.9
1996-97	J.R. Camel	124/27	4.6
1995-96	Shane Belnap	185/28	6.6
1994-95	Shane Belnap	128/30	4.3
1993-94	Travis DeCuire	199/28	7.1
1992-93	Travis DeCuire	150/28	5.4
1991-92	Keith Crawford	128/31	4.1
1991-90	Roger Fasting	133/31	4.3
1989-90	Eric Jordan	104/24	4.3
1988-89	Nate DuChesne	129/31	4.2
1987-88	Nate DuChesne	138/29	4.8
1986-87	Scott Zanon	170/29	5.9
1985-86	Scott Zanon	174/32	5.4
1984-85	Leroy Washington	122/30	4.1
1983-84	Marc Glass	145/30	4.8
1982-83	Doug Selvig	121/29	4.2
1982-81	Doug Selvig	97/26	3.7
1980-81	Blaine Taylor	102/23	4.4
1979-80	Blaine Taylor	104/28	3.7
1978-79	Blaine Taylor	84/27	3.1
1977-78	M. R. Richardson	96/25	3.8
1976-77	No Record	-----	----
1975-76	M. R. Richardson	95/25	3.8
1974-75	Tom Peck	111/29	3.8
1973-74	No Data	-----	----
1972-73	No Data	-----	----
1971-72	No Data	-----	----
1970-71	Mike Vernon	25/23	1.1
1969-70	Dave Gustafson	86/26	3.3



YEAR-BY-YEAR BLOCKS LEADERS

Year	Name	Blocks
2009-10	Brian Qvale	61
2008-09	Brian Qvale	52
2007-08	Brian Qvale	39
2006-07	Andrew Strait	35
2005-06	Matt Dlouhy	27
	Andrew Strait	27
2004-05	John Seyfert	27
2003-04	John Seyfert	23
2002-03	Marcus Rosser	31
2001-02	Dan Trammel	41
2000-01	Dan Trammel	30
1999-00	Dominque Davis	35
1998-99	Bob Olson	15
1997-98	Bob Olson	13
1996-97	Bob Olson	16
1995-96	Brent Smith	35
1994-95	Matt Kempfert	34
1993-94	Shawn Samuelson	31
1992-93	Matt Kempfert	23
1991-92	Daren Engellant	65
1990-91	Daren Engellant	71
1989-90	Daren Engellant	20
1988-89	Daren Engellant	26
1987-88	Wayne Tinkle	17
1986-87	Incomplete	----
1985-86	Larry McBride	34
1984-85	Larry McBride	66

YEAR-BY-YEAR 3-PT LEADERS

Year	Name	3-Ptrs
2009-10	Ryan Staudacher	70
2008-09	Ryan Staudacher	56
2007-08	Matt Martin	65
	Ryan Staudacher	65
2006-07	Matt Dlouhy	57
2005-06	Kevin Criswell	70
2004-05	Matt Martin	56
2003-04	Kevin Criswell	46
2002-03	David Bell	98
2001-02	David Bell	98
2000-01	Jared Buckmaster	59
1999-00	Mike Warhank	70
1998-99	Mike Warhank	49
1997-98	Mike Warhank	52
1996-97	Kirk Walker	54
1995-96	Shane Belnap	40
1994-95	Jeremy Lake	76
1993-94	Jeremy Lake	62
1992-93	Jeremy Lake	49
1991-92	Delvon Anderson	42
1990-91	Gary Kane	68
1989-90	John Reckard	31
1988-89	John Reckard	53
1987-88	Nate DuChesne	20
1986-87	Incomplete	----

(Editor's note: Free throws researched through the 70-71 season; blocks, the 84-85 season; and three pointers the 86-87 season.)



Kevin Criswell, 2005-06 free throw leader with 135.

YEAR-BY-YEAR FREE THROW LEADERS (FTS MADE)

Year	Name	FTs
2009-10	Anthony Johnson	202
2008-09	Anthony Johnson	162
2007-08	Jordan Hasquet	87
2006-07	Jordan Hasquet	72
2005-06	Kevin Criswell	135
2004-05	Kamarr Davis	84
2003-04	Kamarr Davis	132
2002-03	David Bell	107
2001-02	Dan Trammel	89
2000-01	Travis Greenwalt	90
1999-00	Matt Williams	156
1998-99	Matt Williams	122
1997-98	J.R. Camel	86
1996-97	Brandon Dade	70
1995-96	Shawn Samuelson	126
1994-95	Matt Kempfert	118
1993-94	Shawn Samuelson	116
1992-93	Jeremy Lake	79
1991-92	Roger Fasting	100
1990-91	Gary Kane	51
1989-90	John Reckard	53
1988-89	Wayne Tinkle	142
1987-88	Steve Vanek	103
1986-87	Incomplete	----
1985-86	Scott Zanon	61
1984-85	Larry Krystkowiak	202
1983-84	Larry Krystkowiak	169
1982-83	Derrick Pope	130
1981-82	Derrick Pope	105
1980-81	Craig Zanon	161
1979-80	Craig Zanon	133
1978-79	No data	----
1977-78	Michael Ray Richardson	101
1976-77	No Data	----
1975-76	Michael Ray Richardson	82
1974-75	Eric Hays	75
1973-74	No Data	----
1972-73	No Data	----
1971-72	No Data	----
1970-71	Ray Howard	55

SINGLE-GAME

Most points

42, Anthony Johnson (vs. Weber State, 2010)

Most field goals made

18, Michael R. Richardson (vs. MSU, 1976)

18, Ron Moore (vs. Montana State, 1968)

Highest field goal percentage

1.000, Matt Kempfert

(14-of-14 at Boise State, 1995)

Most 3-point shots made

9, Mike Warhank (at EWU, 1998)

Most free throws made

20, Ron Moore (vs. Gonzaga, 1968)

Most rebounds

26, Russ Sheriff (vs. Gonzaga, 1958)

Most assists

14, Nate DuChesne (vs. Simon Fraser, 1989)

Most steals

10, Delvon Anderson (vs. Simon Fraser, 1991)

Most blocks

7, Daren Engellant (vs. Boise State, 1991)

SINGLE-SEASON

Highest scoring average

24.2, Michael R. Richardson (1977-78, 27g)

Most made field goals

276, Bob Cope (1959-60)

Highest field goal percentage

66.2%, Steve Vanek (1986-87, 137-of-207)

Most free throws made

204, Larry Krystkowiak (1984-85)

Highest free throw percentage

89.9%, Jeremy Lake (1992-93, 71-of-79)

Most 3-point shots made

98, David Bell (2001-02, 2002-03)

Highest 3-point percentage

49.5%, Mike Warhank (1999-2000, 52-of-105)

Most rebounds

393, Ray Howard (1954-55)

Most assists

199, Travis DeCuire (1993-94)

Most steals

90, J.R. Camel (1997-98)

Most blocks

71, Daren Engellant (1991-92)

CAREER RECORDS

Most points

2,017, Larry Krystkowiak (1982-83)

Most free throws made

619, Larry Krystkowiak (1982-86)

Highest field goal percentage

62.7%, Steve Vanek (1984-87, 195-of-311)

Highest free throw percentage

87.3%, Anthony Johnson (2008-10, 364-of-417)

Most 3-point shots made

218, Kevin Criswell (2002-06)

Most rebounds

1,105, Larry Krystkowiak (1982-86)

Most assists

435, Travis DeCuire (1991-94)

Most steals

215, J.R. Camel (1996-98)

Most blocks

212, Daren Engellant (1989-92)

TOP 10 CAREER POINTS

1. Larry Krystkowiak (1982-86)	2,017
2. Michael R. Richardson (1974-78)	1,827
3. Bob Cope (1946-50)	1,810
4. Kevin Criswell (2002-06)	1,663
5. Andrew Strait (2005-08)	1,617
6. Wayne Tinkle (1985-89)	1,500
7. Ken McKenzie (1972-75)	1,321
8. Shawn Samuelson (1993-96)	1,293
9. Derrick Pope (1979-83)	1,289
10. Lou Rocheleau (1945-49)	1,235

TOP 10 CAREER REBOUNDS

1. Larry Krystkowiak (1982-86)	1,105
2. Daren Engellant (1989-92)	874
3. Ken McKenzie (1972-75)	859
4. Wayne Tinkle (1985-89)	836
5. Shawn Samuelson (1993-96)	791
6. Russell Sheriff (1955-58)	788
7. Steve Lowry (1960-62)	763
8. Andrew Strait (2005-08)	711
9. Derrick Pope (1979-83)	675
10. Michael Ray Richardson (1974-78)	670

TOP 10 CAREER ASSISTS

1. Travis DeCuire (1991-94)	435
2. Shane Christensen (1999-02)	431
3. Scott Zanon (1984-87)	411
4. Michael Ray Richardson (1974-78)	372
5. Marc Glass (1980-84)	369
6. J.R. Camel (1996-98)	365
7. Roger Fastings (1988-92)	363
8. Doug Selvig (1980-84)	361
9. Tony Reed (1985-89)	339
10. Matt Martin (2005-08)	317

TOP FIVE CAREER FT% RECORDS LEADERS

	FTM-FTA	Pct.
1. Anthony Johnson (2008-10)	364-417	.873
2. Jeremy Lake (1992-95)	225-261	.862
3. Mike Warhank (1997-00)	175-209	.837
4. Blaine Taylor (1977-81)	178-216	.824
5. David Ball (2001-03)	160-196	.816



Andrew Strait and Matt Martin

GRIZ 1000 POINTERS

#1

Larry Krystkowiak 2,017

Year	G	FGM	FTM	TP	AVG
1982-83	28	42	53	137	4.9
1983-84	30	185	169	539	18.0
1984-85	30	214	204	632	21.1
1985-86	32	258	193	709	22.2
TOTALS	120	699	619	2,017	16.8



#2

Michael Ray Richardson 1,827

Year	G	FGM	FTM	TP	AVG
1974-75	29	92	34	218	7.5
1975-76	25	187	82	456	18.2
1976-77	26	221	58	500	19.2
1977-78	27	272	109	653	24.2
TOTALS	107	772	283	1827	17.1



#3

Bob Cope 1,808


Year	G	FGM	FTM	TP	AVG
1946-47	--	61	53	175	---
1947-48	--	185	139	509	---
1948-49	--	156	111	423	---
1949-50	--	277	149	703	---
TOTALS	--	679	452	1,810	---



#4

Kevin Criswell 1,663

Year	G	FGM	FTM	TP	AVG
2002-03	30	206	102	452	15.1
2003-04	28	151	87	343	12.2
2004-05	30	146	117	369	12.3
2005-06	31	147	135	499	16.1
TOTALS	119	650	441	1,663	14.0



#5

Andrew Strait 1,617

Year	G	FGM	FTM	TP	AVG
2004-05	30	98	58	253	8.4
2005-06	31	225	68	516	16.6
2006-07	30	196	58	450	15.0
2007-08	30	168	64	398	13.3
TOTAL	121	682	248	1,617	13.4



GRIZ 1000 POINTERS

#6

Wayne Tinkle 1,500

Year	G	FGM	FTM	TP	AVG
1985-86	30	28	17	73	2.4
1986-87	29	165	98	428	14.8
1987-88	29	180	117	470	16.2
1988-89	31	196	142	529	17.1
TOTALS	119	557	374	1,500	12.6



#7

Jordan Hasquet 1,396

Year	G	FGM	FTM	TP	AVG
2005-06	31	122	27	250	8.1
2006-07	32	193	72	417	13.0
2007-08	30	187	87	411	13.7
2008-09	29	114	50	318	11.0
TOTALS	122	504	236	1,396	11.4



#8

Ken McKenzie 1,321

Year	G	FGM	FTM	TP	AVG
1972-73	26	129	54	312	12.0
1973-75	26	216	59	491	18.9
1974-75	29	230	58	518	17.9
TOTALS	81	575	171	1321	16.3



#9

Shawn Samuelson 1,293

Year	G	FGM	FTM	TP	AVG
1992-93	26	49	34	132	5.1
1993-94	26	105	116	323	11.5
1994-95	29	146	113	391	13.5
1995-96	28	167	126	447	16.0
TOTALS	111	437	389	1,293	11.7



#10

Derrick Pope 1,289

Year	G	FGM	FTM	TP	AVG
1979-80	25	35	48	116	4.6
1980-81	26	74	36	182	7.0
1981-82	27	185	105	471	17.4
1982-83	29	205	130	520	17.9
TOTALS	107	485	319	1,289	12.0



GRIZ 1000 POINTERS

#11

Lou Rocheleau 1,235

Year	G	FGM	FTM	TP	AVG
1945-46	--	140	49	329	---
1946-47	--	114	45	273	---
1947-48	--	118	63	299	---
1948-49	--	142	50	334	---
TOTALS	--	514	207	1235	---



#12

Daren Engellant 1,224

Year	G	FGM	FTM	TP	AVG
1988-89	29	70	32	171	5.9
1989-90	28	122	35	278	9.9
1990-91	31	137	84	356	11.5
1991-92	31	168	93	419	13.5
TOTALS	119	483	244	1,224	10.3



#13

Charles Davis 1,214

Year	G	FGM	FTM	TP	AVG
1946-47	--	97	58	252	---
1950-51	--	56	44	156	---
1951-52	--	127	115	369	---
1952-53	--	139	159	437	17.4
TOTALS	--	419	376	1,214	---



#14

Matt Kempfert 1,131

Year	G	FGM	FTM	TP	AVG
1991-92	31	48	23	119	3.8
1992-93	26	97	50	244	9.4
1993-94	27	134	93	361	13.4
1994-95	29	145	118	407	14.0
TOTALS	113	423	284	1,131	10.0



#15

Anthony Johnson 1,124

Year	G	FGM	FTM	TP	AVG
2008-09	29	164	162	509	17.6
2009-10	32	184	202	615	19.2
Totals	61	348	364	1,124	18.43



GRIZ 1000 POINTERS

#16

Chris Spoja

1,111



Year	G	FGM	FTM	TP	AVG
1993-94	27	99	37	222	8.2
1994-95	29	142	61	313	10.8
1995-96	28	129	57	288	10.3
1996-97	30	131	47	288	9.6
TOTALS	114	408	202	1,111	9.8

#17

Ed Argenbright

1,100



Year	G	FGM	FTM	TP	AVG
1953-54	27	131	75	337	12.5
1954-55	26	113	109	335	12.9
1955-56	26	155	118	428	16.5
TOTALS	79	399	302	1,100	13.9

#18

Craig Zanon

1,071



Year	G	FGM	FTM	TP	AVG
1977-78	18	11	10	32	1.8
1978-79	26	65	57	187	7.2
1979-80	25	121	135	377	15.1
1980-81	28	157	161	475	17.0
TOTALS	97	354	363	1,071	11.8

#19

Scott Zanon

1,070



Years	G	FGM	FTM	TP	AVG
1983-84	12	3	8	14	1.3
1984-85	30	60	55	188	6.3
1985-86	32	133	61	372	12.0
1986-87	29	163	89	496	17.1
TOTALS	102	359	213	1,070	10.5

#20

Roger Fasting

1,047



Years	G	FGM	FTM	TP	AVG
1987-88	26	16	23	55	2.1
1989-90	29	109	84	284	9.8
1990-91	31	149	73	346	11.2
1991-92	30	148	100	362	12.1
TOTALS	116	345	280	1,047	9.0

GRIZ 1000 POINTERS

#21

Mike Warhank

1,046



Years	G	FGM	FTM	TP	AVG
1996-97	30	31	13	93	3.1
1997-98	30	88	33	261	8.7
1998-99	27	101	52	303	11.2
1999-00	28	121	77	389	13.9
TOTALS	115	341	175	1,046	9.1

#22

Jeremy Lake

1,036



Years	G	FGM	FTM	TP	AVG
1991-92	16	8	20	40	2.5
1992-93	28	87	71	294	10.5
1993-94	28	102	53	319	11.4
1994-95	30	113	81	383	12.8
TOTALS	102	310	225	1,036	10.2

#23

Dan Balko

1,025



Years	G	FGM	FTM	TP	AVG
1957-58	22	86	66	238	10.8
1958-59	24	152	86	390	16.2
1959-60	24	149	99	397	16.6
TOTALS	70	387	251	1,025	14.6

#24

Matt Martin

1,021



Years	G	FGM	FTM	TP	AVG
2004-05	30	91	45	283	9.4
2005-06	31	71	22	208	6.7
2006-07	32	66	49	214	6.7
2007-08	29	99	53	316	10.9
TOTALS	122	327	153	1,021	8.4

#25

Doug Selvig

1,000



Years	G	FGM	FTM	TP	AVG
1981-82	17	22	10	54	3.2
1982-83	26	116	52	284	10.9
1983-84	29	115	77	307	10.6
1984-85	30	150	55	355	11.8
TOTALS	102	403	194	1,000	9.8

ALL-CONFERENCE LEADERS

Northwest Conference

Ernest Prescott..... 1917

Pacific Coast Conference

Ted Illman 1924-25 (1st Team)

Sam Kain..... 1925-26 (2nd Team)

..... 1927-28 (1st Team)

Cloyce Overturf..... 1927-28 (2nd Team)

Skyline Conference

Charles Davis 1952-53 (1st Team)

Edward Anderson..... 1953-54 (1st Team)

Rudolph Rhoades 1956-57 (1st Team)

Russell Sheriff..... 1956-57 (2nd Team)

..... 1957-58 (1st Team)

James Powell..... 1957-58 (2nd Team)

Dan Balko..... 1958-59 (1st Team)

..... 1959-60 (2nd Team)

Big Sky Conference

Tim Aldrich..... 1963-64 (2nd Team)

Ed Samelton 1964-65 (2nd Team)

John Holiday 1965-66 (2nd Team)

John Quist..... 1965-66 (2nd Team)

Ron Moore..... 1967-68 (2nd Team)

..... 1968-69 (2nd Team)

Harold Ross 1968-69 (1st Team)

Dave Gustafson..... 1969-70 (1st Team)

Mike Murray 1971-72 (1st Team)

..... 1972-73 (2nd Team)

Eric Hays..... 1973-74 (2nd Team)

..... 1974-75 (1st Team)

Kenneth McKenzie..... 1973-74 (1st Team)

..... 1974-75 (1st Team)

Robin Selvig..... 1973-74 (2nd Team)

Michael Ray Richardson 1975-76 (1st Team)

..... 1976-77 (1st Team)

..... 1977-78 (1st Team)

Michael John Richardson . 1976-77 (2nd Team)

Alan Nielson..... 1977-78 (2nd Team)

..... 1978-79 (2nd Team)

John Stroeder 1977-78 (2nd Team)

..... 1978-79 (2nd Team)

..... 1979-78 (2nd Team)

Craig Zanon 1979-80 (2nd Team)

..... 1980-81 (1st Team)

Derrick Pope 1981-82 (1st Team)

..... 1982-83 (1st Team)

Marc Glass 1983-84 (1st Team)

Larry Krystkowiak..... 1983-84 (MVP 1st Team)

..... 1984-85 (MVP 1st Team)

..... 1985-86 (MVP 1st Team)

Larry McBride..... 1984-85 (2nd Team)

Scott Zanon 1986-87 (2nd Team)

Wayne Tinkle 1987-88 (2nd Team)

..... 1988-89 (2nd Team)

John Reckard..... 1989-1990 (1st Team)

Daren Engellant 1990-91 (1st Team)

..... 1991-92 (1st Team)

Kevin Kearney..... 1990-91 (MVP, 1st Team)

Delvon Anderson 1991-92 (MVP, 1st Team)

Roger Fasting 1991-92 (1st Team)

Matt Kempfert..... 1994-95 (1st Team)

Jeremy Lake 1994-95 (1st Team)

Big Sky Conference continued

Shaw Samuelson 1994-95 (1st Team)

..... 1995-96 (1st Team)

Shane Belnap 1995-96 (1st Team)

J.R. Camel..... 1996-97 (1st Team)

..... 1997-98 (1st Team)

Kirk Walker..... 1996-97 (1st Team)

Matt Williams..... 1998-99 (1st Team)

..... 1999-2000 (1st Team)

David Bell 2001-02 (1st Team)

..... 2002-03 (1st Team)

Big Sky Conference continued

Kamarr Davis..... 2003-04 (1st Team)

..... 2004-05 (1st Team)

Kevin Criswell 2004-05 (1st Team)

..... 2005-06 (1st Team)

Andrew Strait..... 2005-06 (1st Team)

Jordan Hasquet 2006-07 (1st Team)

Anthony Johnson..... 2008-09 (1st Team,

..... Newcomer of the Year)

Jordan Hasquet 2008-09 (2nd Team)

Anthony Johnson..... 2009-10 (1st Team)

Mike Bashor photo
Jordan Hasquet, BSC 1st team, 2006-07

Kamarr Davis, BSC 1st team, 2003-05

ALL-AMERICANS

Bob Cope 1947-48

(Helms Athletic Foundation)

Charles Davis 1952-53

(Collier's Magazine, Honorable Mention)

Russell Sheriff..... 1957-58

(United Press, Honorable Mention)



Will Cherry, CollegeInsider.com All-American, 2009-10

Dan Balko 1958-59

(Selector Unknown, 2nd Team)

Dan Balko 1959-60

(Selector Unknown, 2nd Team)

Michael Ray Richardson..... 1976-77

(Converse, Honorable Mention)

Michael Ray Richardson..... 1977-78

(AP Honorable Mention)

Derrick Pope 1981-82

(AP Honorable Mention)

Derrick Pope 1982-83

(AP Honorable Mention)

Larry Krystkowiak..... 1983-84

(AP Honorable Mention)

Larry Krystkowiak..... 1984-85

(AP Honorable Mention)

Larry Krystkowiak..... 1985-86

(AP Honorable Mention)

All-Americans continued

Anthony Johnson..... 2009-10

(CollegeInsider.com)

Will Cherry 2009-10

(CollegeInsider.com)

SINGLE-GAME RECORDS

Highest score

111 (vs. Idaho State, 1966)

Highest opponent's score

124 (vs. Idaho State, 1970)

Highest field goal percentage

71.7 percent (vs. Wash. State, 1968)

Most field goals made

51 (vs. Idaho State, 1966)

Most free throws made

36 (vs. Montana State, 1982)

Most 3-point shots made

16 (at Portland State, 2002)

SINGLE-SEASON RECORDS

Most points

2,453 (1990-91, 31 games)

Highest scoring average

83.6 (1965-66, 2,006 points in 24 games)

Highest field goal percentage

51.5 percent (1986-87, 801-of-1,554)

Highest free throw percentage

76.0 percent (1997-98, 472-of-621)

Most rebounds

1,250 (1964-65, 26 games)

Most consecutive wins

13 (1941-42 and 1973-74)

Highest 3-point percentage

40.3% (1985-86, 77-of-191)



1974-75 MEN'S BASKETBALL TEAM (19-8)

Inducted into the Grizzly Sports Hall of Fame, 2010

- Had a record of 21-8 overall
- Went 13-1 in the Big Sky Conference and is first Grizzly team to win league basketball title
- Beat Utah State 69-63 in Pullman, Wash., for the school's first-ever NCAA win (At that time the NCAA tourney had 32 teams and Montana advanced to the "Sweet 16" that season)
- Lost 67-64 to UCLA (in Portland, Oregon), forward Eric Hays scoring 32 points (Bruins went on to win the NCAA championship, the last title for legendary coach John Wooden)
- Center Ken McKenzie and forward Eric Hays were first team All-Big Sky picks
 - Guards Michael Ray Richardson and Tom Peck, and forward Larry Smedley named honorable mention all-league
 - Eric Hays named to NCAA Western Regional first team and ranked seventh in the NCAA at 85.8 FT%
 - Montana was ranked seventh in the NCAA in scoring defense (62.5 ppg)
 - Guards Tom Peck and Michael Ray Richardson and forward Larry Medley were honorable mention selections
 - Montana's 21 wins were the second most in school history at the time
 - The team won the first ever Big Sky title in basketball for the Griz
 - Head Coach Jud Heathcote is credited with starting the emergence of Grizzly basketball

TEAM RECORDS

1903-04 team, top left; bottom left, 2009-10 team 22-10, overall/10-6, Big Sky Conference; bottom right, 2004-05 team, 18-13 overall.



2010-11

THE UNIVERSITY OF MONTANA BASKETBALL



Junior Guard Shawn Stockton

Griz POST SEASON





Griz center Brian Qvale battles for possession of the ball with the New Mexico Lobos in the first round of the NCAA tournament in 2010. (Photo compliments of the Missoulian)

GRIZ POST SEASON HISTORY

1974-75

Montana 69, Utah State 63 (*Western Division NCAA playoff at Pullman, Wash.*)
 UCLA 64, Montana 67 (*NCAA playoff at Portland, Ore.*)
 UNLV 75, Montana 67 (*NCAA playoff at Portland, Ore.*)

1977-78

Montana 70, Boise State 61 (*Big Sky Semifinal at Missoula*)
 Weber State 62, Montana 55 (OT) (*Big Sky Championship at Missoula*)

1978-79

Weber State 98, Montana 71 (*Big Sky Semifinal at Ogden, Utah*)

1979-80

Montana 63, Idaho 53 (*Big Sky Semifinal at Ogden, Utah*)
 Weber State 50, Montana 42 (*Big Sky Championship at Ogden, Utah*)

1980-81

Montana 85, Montana State 64 (*Big Sky Semifinal at Moscow, Idaho*)
 Idaho 70, Montana 64 (*Big Sky Championship at Moscow, Idaho*)

1981-82

Nevada 97, Montana 93 (2 OT's) (*Big Sky Semifinal at Moscow, Idaho*)

1982-83

Weber State 54, Montana 53 (*Big Sky Semifinal at Reno, Nev.*)

1983-84

Montana 69, Northern Arizona 54 (*Big Sky Quarterfinal at Missoula*)
 Montana 76, Montana State 64 (*Big Sky Semifinal at Ogden, Utah*)
 Nevada 71, Montana 69 (*Big Sky Championship at Ogden, Utah*)

1984-85

Boise State 67, Montana 54 (*Big Sky Quarterfinal at Boise, Idaho*)
 UCLA 78, Montana 47 (*1st Round N.I.T.*)

The Montana Grizzlies advanced to their eighth NCAA tournament berth in school history in dramatic fashion in the 2009-10 season, battling back from a 20-point halftime deficit to defeat the Big Sky Conference and regular-season champion Weber State Wildcats 66-65 in the league's post-season tournament title game, hosted by the Wildcats.

Grizzly guard Anthony Johnson led the comeback, scored a tournament and school-record 42 points, which included 34 second-half points, on a game televised nationally on ESPN2. Fourth-seed Montana defeated second-seeded Northern Colorado in the semi-finals in Ogden, and a few days earlier beat fifth-seeded Northern Arizona in a first-round contest in Missoula.

Johnson was named the tourney MVP, and sophomore forward Derek Selvig, who had 18 points and 15 rebounds in the two wins in Ogden, was named to the all-tournament team.

Montana earned a 14th seed in the NCAA Tournament, and the Grizzlies gave the third-seeded New Mexico Lobos all that they wanted in a 62-57 setback at HP Pavilion in San Jose, Calif. Griz junior center Brian Qvale had career-highs of 26 points and 13 rebounds against the Lobos. Unfortunately, Johnson struggled, making just 1-of-12 shots from the field and scored just six points. Selvig had 9 points, 9 rebounds, and 4 assists in the loss.

The Grizzlies out-rebounded the Lobos 37 to 31, and led 29-28 at halftime. Forward Roman Martinez scored a team-high 19 points for UNM, while guard Darington Hobson had 11 points and 11 rebounds.

1985-86

Montana 68, Idaho 60 (*Big Sky Quarterfinal at Reno, Nev.*)
 Montana 72, Weber State 68 (*Big Sky Semifinal at Reno, Nevada*)
 Montana State 82, Montana 77 (*Big Sky Championship at Reno, Nev.*)
 Texas Christian 76, Montana 69 (*1st Round N.I.T., Missoula*)



Senior guard Anthony Johnson set school, Big Sky tournament and Dee Events Center records by scoring 42 points in the Grizzlies' dramatic come-from-behind Big Sky Conference tournament win in Ogden, Utah, 2010. (Mike Bashor photo)

1986-87

Idaho 63, Montana 62
(Big Sky Quarterfinal at Flagstaff, Ariz.)

1987-88

Montana 77, Northern Arizona 72 *(Big Sky Quarterfinal at Bozeman, Mont.)*
 Montana State 60, Montana 54
(Big Sky Semifinal at Bozeman, Mont.)

1988-89

Montana 87, Montana State 84 OT
(Big Sky Quarterfinal at Boise, Idaho)
 Idaho 77, Montana 56
(Big Sky Semifinal at Boise, Idaho)
 1989-90 Montana State 69, Montana 57
(Big Sky Semifinal at Boise, Idaho)

1990-91

Montana 109, Idaho State 97
(Big Sky Semifinal at Missoula)
 Montana 76, Idaho 68
(Big Sky Championship at Missoula)
 UNLV 99, Montana 65
(1st Round NCAA at Tuscon, Ariz.)

1991-92

Montana 68, Idaho 52
(Big Sky Quarterfinal at Missoula)
 Montana 73, Nevada Reno 68
(Big Sky Semifinal at Missoula)
 Florida State 78, Montana 68
(1st Round NCAA at Boise, Idaho)

1992-93

Idaho State 61, Montana
(Big Sky Quarterfinal at Moscow, Idaho)

1993-94

Idaho 74, Montana 63
(Big Sky Quarterfinal Boise, Idaho)

1994-95

Montana 83, Montana State 73
(Big Sky Semifinal at Ogden, Utah)
 Weber St. 84, Montana 62
(Big Sky Championship at Ogden, Utah)
 UTEP 90, Montana 60
(1st Round N.I.T. at El Paso, Texas)

1995-96

Idaho 72, Montana 67
(Big Sky Quarterfinal at Bozeman, Mont.)

1996-97

Montana 81, Weber State 56
(Big Sky Semifinal at Flagstaff, Ariz.)
 Montana 82, CS Northridge 79
(Big Sky Championship at Flagstaff, Ariz.)
 Kentucky 92, Montana 54
(1st Round NCAA Tournament at Salt Lake City, Utah)

1997-98

Montana State 68, Montana 60
(Big Sky Quarterfinal at Flagstaff, Ariz.)

1999-00

CS Northridge 66, Montana 53
(Big Sky Quarterfinal at Missoula)

2001-02

Montana 82, N. Arizona 64
(Big Sky Quarterfinal at Bozeman, Mont.)
 Montana 70, Montana State 68
(Big Sky Semifinal at Bozeman, Mont.)
 Montana 70, E. Washington 66
(Big Sky Championship at Bozeman, Mont.)
 Oregon 81, Montana 62
(1st Round NCAA Tourn. at Sacramento, Calif.)

2002-03

Sacramento State 88, Montana 75
(Big Sky Quarterfinal at Missoula)

2003-04

Idaho State 74, Montana 73
(Big Sky Quarterfinal at Pocatello, Idaho)

2004-05

Montana 58, Eastern Washington 48
(Big Sky Quarterfinal at Missoula)
 Montana 79, Montana State 67
(Big Sky Semifinal at Portland, Ore.)
 Montana 63, Weber State 61
(Big Sky Championship at Portland, Ore.)
 Washington 88, Montana 77
(1st Round NCAA Tournament at Boise, Idaho)

2005-06

Montana 73, Eastern Washington 71
(Big Sky Semifinal at Flagstaff, Ariz.)
 Montana 73, Northern Arizona 60
(Big Sky Championship at Flagstaff, Ariz.)
 Montana 87, Nevada 79
1st Round NCAA Tournament at Salt Lake City, Utah)
 Boston College 69, Montana 56
(2nd Round NCAA Tournament at SLC, Utah)

2006-07

Montana 70, Idaho State 63
(Big Sky Quarterfinal at Missoula)
 Northern Arizona 78, Montana 71
(Big Sky Semifinal at Ogden, Utah)

2007-08

Idaho State 67, Montana 65
(Big Sky Quarterfinal at Pocatello, Idaho)

2008-09

Montana State 56, Montana 54
(Big Sky Quarterfinal at Missoula)

2009-10

Montana 81, Northern Arizona 60
(Big Sky Quarterfinal at Missoula)
 Montana 68, Northern Colorado 63
(Big Sky Semifinal at Ogden, Utah)
 Montana 66, Weber State 65
(Big Sky Championship at Ogden, Utah)
 New Mexico 62, Montana 57
(1st Round NCAA Tourn. at San Jose, Calif.)



**PREPARE
FOR COMBAT**


**DRIVE HARD TO THE HOOP,
SLOW DOWN FOR NO ONE**

LeBron James is wearing NIKE Pro Combat Hyperstrong Compression Basketball Top, Hyperstrong Basketball Vis Short, Hyperstrong Elbow Sleeve and the NIKE Soldier IV shoes.

Sophomore Forward Mathias Ward
(Mike Bashor photo)

Griz

LETTERMEN & AWARDS



C. R. DRAGSTEDT AWARD (MVP)

1953Charles Davis
1954Ed Anderson
1955Ed Argenbright
1956Ed Argenbright
1957Zip Rhoades
1958Russ Sheriff
1959Dan Balko
1960Dan Balko
1961Bob O'Billovich
1962Dan Sullivan
1963Ray Lucien
1964Tim Aldrich
1965Ed Samelton
1966Gary Peck
1967Dennis Biletnikoff
1968Dan Parsons
1969Ron Moore
1970Dave Gustafson
1971Don Wetzel
1972Ray Howard
1973Mike Murray
1974Ken McKenzie
1975Ken McKenzie
1976M.R. Richardson
1977M.R. Richardson
1978M.R. Richardson
1979Allan Nielsen
1980John Stroeder
1981Craig Zanon
1982Derrick Pope
1983Derrick Pope
1984Larry Krystkowiak
1985Larry Krystkowiak
1986Larry Krystkowiak
1987Scott Zanon
1988Wayne Tinkle
1989Wayne Tinkle
1990Kevin Kearney
1991Kevin Kearney
1992Delvon Anderson
1993Travis DeCuire
1994Travis DeCuire
1994Matt Kempfert
1995Matt Kempfert
1996Shawn Samuelson
1997Ryan Dick
1998Ryan Dick
1999Matt Williams
2000Matt Williams
2001Jared Buckmaster
2001Dan Trammel
2002Dan Trammel
2003David Bell
2004Kamarr Davis
2005Kamarr Davis
2006Andrew Strait
2007Jordan Hasquet
2008Jordan Hasquet
Andrew Strait
2009Anthony Johnson
2010Anthony Johnson

NASEBY RHINEHART AWARD – MOST INSPIRATIONAL

1973Dale Parker	1994Gary Kane
1974Eric Hays	1995Shane Belnap
1975Eric Hays	1996Nate Covill
1976Tim Stambaugh	1997Brent Smith
1977M.J. Richardson	1998Mike Warhank
1978Jim Molloy	1999Mat Seidensticker
1979John Stroeder	1999Mike Warhank
1980Craig Zanon	2000Mike Warhank
1981Blaine Taylor	2001Shane Christensen
1982Craig Larsen	2002Ryan Slider
1983Larry Krystkowiak	Deldre Carr
1984Rob Hurley	2003Kevin Criswell
1985John Boyd	2004Ryan Pederson
1986John Bates	Victor Venters
1987Mike Ahlers	Steve Horne
1988K.C. McGowan	2005Kevin Criswell
1989K.C. McGowan	2006John Seyfert
1990Tom Lytle	2007Mike Chavez
1991Eric Jordan	Greg Spurgetis
1991Delvon Anderson	2008Matt Martin
1992Delvon Anderson	2009Kyle Sharp
1993Israel Evans	2010Vassy Banny

GRIZ AWARDS



2009-10 Naseby Rhinehart Award winner (most inspirational player) Vassy Banny

ALLAN NIELSEN AWARD**BEST REPRESENTS GRIZ BASKETBALL**

1979	Craig Zanon
1980	Tim McCauley
1981	Blaine Taylor
1982	Craig Larsen
1983	Craig Larsen
1984	Marc Glass
1985	Bruce Burns
1986	Larry Krystkowiak
1987	Steve Vanek
1988	Nate DuChesne
1989	Nate DuChesne
1990	John Reckard
1991	Daren Engellant
1992	Daren Engellant
1992	Roger Fasting
1993	Jeremy Lake
1994	Jeremy Lake
1995	Jeremy Lake
1996	Chris Spoja
1997	Chris Spoja
1998	Mike Warhank
1999	Mike Warhank
2000	Mike Warhank
2001	Kasey Williams
2002	Travis Greenwalt
2003	Ryan Pederson
2004	Brent Cummings
2005	Matt Martin
2006	Kevin Criswell
2007	Andrew Strait
2008	Ryan Staudacher
2009	Jordan Hasquet
2010	Ryan Staudacher

JOHN EAHEART MEMORIAL – OUTSTANDING DEFENSIVE PLAYER

1963	Tim Aldrich	1980	Tim McCauley
1964	Harold Fullerton	1981	Blaine Taylor
1965	Gary Meggeline	1982	Craig Larsen
1966	Greg Hanson	1983	Craig Larsen
1967	Greg Hanson	1984	Marc Glass
1968	Rick Johnston	1985	Bruce Burns
1969	Dave Gustafson	1986	Larry Krystkowiak
1970	Howard Clark	1987	Steve Vanek
1971	Mike Vernon	1988	Nate DuChesne
1972	Earl Tye	1989	Nate DuChesne
1973	Earl Tye	1990	John Reckard
1974	Robin Selvig	1991	Daren Engellant
1975	Tom Peck	1992	Daren Engellant
1976	Tim Stambaugh	1992	Roger Fasting
1977	Ben DeMers	1993	Jeremy Lake
1978	Jim Molloy	1994	Jeremy Lake
1979	Rod Brandon	1995	Jeremy Lake
1980	Rod Brandon	1996	Shane Belnap
1981	Rod Brandon	1997	Chris Spoja
1982	Rob Hurley	1998	J.R. Camel
1983	Doug Selvig	1998	Mat Seidensticker
1984	Doug Selvig	1999	Mat Seidensticker
1985	Leroy Washington	2000	Dominique Davis
1986	John Boyd	2001	Brent Cummings
1987	Todd Powell	2002	Shane Christensen
1988	Mike Ahlers	2003	Marcus Rosser
1989	Tony Reed	2004	Kevin Criswell
1990	Ossie Young		Derrick Mansell
1990	Andy Woods	2005	Virgil Matthews
1991	Delvon Anderson	2006	Virgil Matthews
1992	Nate Atchison	2007	Bryan Ellis
1993	Matt Kempfert	2008	Ceylon Elgin-Taylor
1994	Travis DeCuire	2009	Brian Qvale
1979	Craig Zanon	2010	Brian Qvale
			Will Cherry



Forward Ryan Pederson best represented Griz basketball by winning the Allan Nielsen Award for the 2002-03 season.

Forward Brent Cummings won the John Eaheart Memorial Award for outstanding defensive player in 2001 and the Allen Nielsen Award in 2004.



GRIZ LETTERMEN

*=Letters won

Player is listed the first year he earned a letter.

1903-04

Name Hometown
Fred Dion* NA
Elmer Johnson* Missoula
Floyd Hardenburgh* New Chicago
Roy McPhail*** New Chicago
Lawrence Goodbourne* Missoula
Joseph Farrell*** Missoula
King Garlington* Missoula

1905-06

Ralph Gilham** Townsend
DeWitt Smith* New Chicago
Edward Wenger*** Anaconda

1906-07

Arthur Bishop** Missoula
James Flaherty* Bozeman
Ray Hamilton*** Missoula
Eugene McCarthy* Townsend
Ewing Montgomery* Anaconda

1907-08

George Little** Missoula
Emmitt Ryan** Valier
1909-10-11 (No Team)

1911-12

Daniel O'Connor* Darby
Patrick McCarthy* Missoula
John Sheedy* Missoula
Roy Weidman* Pony
Kenneth Wolfe* Butte
Fred Whistler* Missoula

1912-13

Edwin "Red" Cummins*** Helena
Sam Denhart* Denton
Norman "Peter" Streit** Missoula
Harry Tabor* St. Ignatius

1913-14

Sam Crawford** Big Timber
Stuart McHaffie* Missoula
Ernest Prescott** Missoula
Ray Ricketts* Paola, KS
Phillip Sheridan** Paola, KS

1914-15

Earl Clark* Everett, WA
Max Flint* WA
Alfred Robertson** MN

1915-16

Maurice Dietrick* Helena
Frank Dreis* Helena
Claude McQuarrie** Missoula

1916-17

Frank Johnson* Helena
Alden Jones* Missoula
William Larkin*** Red Lodge
Richie Newman* Helena

Floyd Sailor** Havre
Lawson Sanderson* Shelton, WA

1917-18

Christian Bentz* Aberdeen, SD
George Crouch* Missoula
Stephen Sullivan*** Butte

1918-19

(No Team – Influenza Epidemic & WWI)

1919-20

Ronald Ahearn*** Anaconda
William Walterskirchen* Missoula

1920-21

Harry Adams* Aberdeen, WA
Harold Baird** Missoula
Harvey Elliott* Missoula
Lawrence Higbee* Missoula
Oscar Levin* Little Falls, MN

1921-22

Kirk Badgley** Iola, KS
Ronald McDonnell** Big Timber
Gilbert Porter** Stevensville
Alva Straw* Forsyth
Gordon Tanner*** Miles City

1922-23

George "Jiggs" Dahlberg*** Butte
Oscar Dahlberg*** Butte
Edward Thorson* Valley City, ND

1923-24

Force Baney*** Libby
Albert Berg** Helena
John Carney** Springdale
Edward "Ted" Illman*** Missoula
Fred Sterling** Missoula

1924-25

Clarence Coyle*** Alberton
William "Wild Bill" Kelly** Missoula
Russell Sweet*** Miles City

1925-26

Sam Kain*** Helena
Cloyce Overturf* Darby

1926-27

Lester Graham** Columbus
Horatio Kilroy** Butte
Steiner Larson* Anaconda
Jacob Miller* Columbus
Louis Wendt*** Missoula

1927-28

James L. Brown** Mondovi, WI
Edward Chinske*** Michigan City, IN
Raymond Lewis* Butte
Karl Rankin*** Hardin
Harold "Ted" Rule** Deer Lodge

1928-29

John Lewis** Billings
William Rohlf** Salem, SD

1929-30

George Carey** Wolf Point
Jack Doherty** Butte
Glenn Lockwood*** Missoula

Clifton Rohlf** Salem, ND

1930-31

Lloyd Andrews** Big Timber
Richard Fox** Billings
Everett Logan** St. Regis
Donald Stocking* Helena
Frank Thrailkill* Missoula

1931-32

Alfred Dahlberg*** Butte
William Erickson*** Butte
David Fitzgerald** Livingston
Dale Hinman** Greybull, WY
James Jones* Bemidji, MN
Chalmer Lyman* Helena
Henry Murray* Missoula
Louis Steensland* Big Timber

1932-33

James G. Brown*** Butte
Albert Heller*** Twin Bridges
William Hileman*** Whitefish
Donald Holloway*** Townsend
Jack McDonald* Livingston
Naseby Rhinehart, Sr.*** Milwaukee, WI

1933-34

Henry Blastic*** Chicago, IL
Charles Flanagan* Great Falls
Linwood Reynolds* Butte

1934-35

Walter Keithley** Miles City
Raymond Stevens** Forsyth

1935-36

Douglas Brown* Butte
Paul Chumrau*** Anaconda
Marvyn Glover* Big Lake, TX
Charles Miller*** Anaconda
Thomas Mitchell* Dayton, OH
Robert Thompson** Anaconda

1936-37

Donald Holmquist* Whitefish
William Lazetich*** Anaconda
Joseph Mariana** Miles City
Robert Robinson** Kalispell
James Seyler*** Twin Bridges
Thomas Tobin* Miles City

1937-38

Arthur Merrick*** Great Falls
Frank Nugent*** Miles City
Bernard Ryan*** Livingston
Gordon Shields** Great Falls
Donald Sundquist** Great Falls

1938-39

Rae Greene*** Chicago, IL
William Hall*** Sioux Falls, SD
Edward Hudacek** Wheeling, WV

1939-40

Henry Dahmer** Havre
Eugene Clawson*** Missoula
William DeGroot*** Billings
Charles "Bill" Jones*** Livingston
Eso Naranche*** Butte

1940-41

Charles Burgess*** Dillon
 Earl Fairbanks* Dillon
 Allen McKenzie*** Phillipsburg
 Gordon Nordgren* Missoula
 Jack Swarthout* Prosser, WA
 Joeseph Taylor*** Chicago, IL

1941-42

John "Jack" Burgess** Missoula
 Russell Edwards* Missoula
 Harry Hesser** Whitehall
 Paul Nicholas* Hayes, KS

1942-43

Richard Bowman* Casper, WY
 Ray Krone* Hardin
 Ray Rieder* Valier
 Arnold Scott* Plains

1943-44

John Bellusci* Missoula
 Richard Boese* Richey
 John Bulin* Great Falls
 Gasper Cornell* Missoula
 Vernell Fisher** Fort Benton
 Ted Greeley** Great Falls
 William Jesse* Missoula
 George VanDelinder Belgrade

1944-45

Kenneth Drahos* Puyallup, WA
 Max French* Gardiner
 William Hinrichs* Havre
 Arthur Jacobson* Missoula
 James Lucas* Miles City
 Donald McDonald* Miles City
 Edison McGarry* Butte
 Robert Phillips* Lewistown
 Sam Phillips* Lewistown

1945-46

Duane Baracker* Poplar
 John Cheek*** Dillon
 Dale Clawson* Missoula
 John Holding*** Missoula
 Ainer Larson* Anaconda
 Daniel Marankovich*** Anaconda
 Charles Moses*** Midwest, WY
 Don Peterson* Cut Bank
 Ralph Peterson* Great Falls
 Richard Pew* Missoula
 Louis Rocheleau*** Missoula
 Don Schwend* Bridger
 Tom Selstad*** Great Falls

1946-47

Ray Bauer*** Great Falls
 Richard Carstensen*** Helena
 Robert Cope*** Missoula
 Charles Davis*** Dillon
 James Graham*** Columbus
 John "Gus" Nash* Missoula

1947-48

Rudy Collins* Florence
 John Eaheart*** Missoula
 Burt Thompson** Spokane, WA

1948-49

Mike Dudik* Endicott, NY
 Tom Kingsford* Missoula

1949-50

Richard Anderson** Hamilton
 Joe Brennan* Helena
 Robert Byrne*** Billings
 Robert Hasquet** Shelby
 Jack Luckman*** Glasgow
 Robert Sparks*** Missoula
 Walter Stockhoff* Jersey City, NJ

1950-51

Richard Gunlikson* Shelby
 Dale Johnson*** Missoula
 Donald Lucas* Miles City
 Harold Maus* Hamilton
 Vernon Powell* Florence
 Harold Sherbeck** Big Sandy
 Paul Wold* Laurel

1951-52

Edward Anderson*** Missoula
 Harold Bellis* Helena
 Richard Johnson*** Helena
 James McNaney** Miles City
 Frank Nickel** Billings
 Richard Trinastich** Great Falls

1952-53

Jack Coppedge* Polson
 Pat Curran* Minneapolis, MN
 Edward Fine*** Kalispell
 George Samuelson*** Glendive

1953-54

David Adams** Midwest, WY
 Edward Argenbriht*** Cut Bank
 Eddie Berquist*** Billings
 Kenneth Byerly* Lewistown
 Gary Jystad** Kalispell
 Harold Winterholler** Worland, WY


1954-55

Maury Colberg** Billings
 Alan Dunham*** Shelby
 Ray Howard*** Helena
 Jerry Johnson* Lewistown
 Merritt Monson* Bozeman
 Rudolph Rhodes*** Kalispell

1955-56

Harold Erickson*** Sioux Falls, SD
 Thomas Jensen* Michigan City, IN
 Robert Powell* Missoula
 Naseby Rhinehart, Jr.* Missoula
 Russell Sheriff*** Helena

GRIZ LETTERMEN



Ken McKenzie, lettered 1972-75



John Eaheart, lettered 1947-50

1956-57

Forrest Cox, Jr.** Missoula
James Powell** Missoula
Clarence Waters** Newton, KS

1957-58

Dan Balko*** Great Falls
Darroll Dunham** Shelby
Joe Johnstone*** Deer Lodge
Tom McEachron* Santa Maria, CA
David Shelby** Albany, OR
Marvin Suttles** Chicago, IL

1958-59

Mike Allen* Cut Bank
Gale Henrickson* Spokane, WA
Vince Ignatowitz** Elizabeth, NJ
John Lands** Baton Rouge, LA
Paul Miller** Newton, KS
Kay Roberts*** Newton, KS
Duane Rueggsegger** Billings
Terry Srenar** East Helena

1959-60

Blaine Hendricks*** Missoula
Robert O'Billovich*** Butte
Ronald Quilling*** Sidney
Daniel Sullivan*** Butte

1960-61

Richard Held* Butte
Steve Lowry*** Red Lodge
Ray Lucien*** Baton Rouge, LA
Larry Riley* Roundup

1961-62

Tim Aldrich*** Missoula
Harold Fullerton*** Ronan
Keith Law*** Bourbonnais, IL
Harold Peterson*** Kankakee, IL

1962-63

Bruce Denison** Missoula
Rocky Greenfield* Missoula
David Hilger* Dillon
Donald Morrison* Troy
William Rice*** Chadron, NE
Francis Ricci* Livingston
Jay Sumner* Livingston

1963-64

Ronald Harper* Sidney
Gary Meggeline** Chula Vista, CA
Gary Peck*** Libby
Michael Persha** Red Lodge
James Pramenko* Missoula
John Quist*** Cut Bank

1964-65

Wade Hughes** South Bend, IN
Jon King* Cut Bank
Ed Samelton** South Bend, IN
Tom Schilke** Racine, WI
Glenn Smith* Missoula

William Sullivan** Anaconda
Gene Williams** Pekin, IL

1965-66

Dennis Biletznikoff** Chula Vista, CA
Norman Clark** Milwaukee, WI
Arthur Davis* Los Angeles, CA
Greg Hanson*** Missoula
John Holliday* Charlottesville, IN
Lee Levknecht* Kimberly, WI
Gordie Zillges* Kimberly, WI

1966-67

Steve Brown*** Corvallis
Ken Conrad* East Peoria, IL
Donald Durgin* Las Vegas, NV
Sid Hudson* Ft. Pierce, FL
Rick Johntson* Albuquerque, NM
Don Parsons** Richland, WA


1967-68

Mark Agather** Libby
Max Agather** Libby
John Cheek, Jr.* Anaconda
Ray Dirindin** Lowell, IN
Dave Gustafson*** Vaughn
Tom Jones* Edina, MN
Ron Moore** Indianapolis, IN
Sidney Rhinehart*** Missoula
Stan Yoder* Fort Wayne, IN

GRIZ LETTERMEN



K.C. McGowan, lettered 1986-89



Larry Krystkowiak, lettered 1982-86

1968-69

James Clawson** Missoula
 Michael Heroux*** Menasha, WI
 Harold Ross* Seattle, WA
 Don Wetzel*** Cut Bank
 George Yule** Newport Beach, CA

1969-70

Willie Bascus*** Brawley, CA
 Howard Clark** Kansas City, MO
 John Harrell* Hamilton, OH
 Ray Howard*** Great Falls
 Lonzo Lewis** Rockford, IL

1970-71

Larry Chapman* Norfolk, NE
 Kirk Johnson* Helena
 Michael Judd* Butte
 Jeff Nord* Missoula
 Earl Tye*** Central Point, OR
 Michael Vernon** Oakland, CA
 James Walker* Livingston

1971-72

Chris Anderson** Olympia, WA
 Scott Hollenbeck*** Spokane, WA
 Mike Hubbard* Seattle, WA
 Blake Lyman** Missoula
 Mike Murray** Seattle, WA
 Dale Parker** Galeton, CO
 Kevin Rocheleau*** Missoula
 Robin Selvig*** Outlook
 Clarence Walker* Calipatria, CA
 Virgil Owens* Seattle, WA

1972-73

Eric Hays*** Junction City, OR
 Ken McKenzie*** Port Coquitlan, BC
 Mark Nord*** Missoula
 Tom Peck*** Libby
 Larry Smedley*** Vancouver, WA

1973-74

Tim Blaine*** Albany, OR
 Ben DeMers*** Missoula
 Pat Dolezal* Harlem
 Rick McGinnis** Missoula
 Tim Stambugh*** Portland, OR

1974-75

Jim Darby* Vancouver, BC
 Steve DeMers* Missoula
 Chris Powers* Kettering, OH
 Mark Reich** Missoula
 Michael J. Richardson*** Denver, CO
 Michael R. Richardson*** Denver, CO
 Jim Swain* Billings

1975-76

Craig Henkel*** Libby
 Jim Malloy** Malta
 Allan Nielsen*** Westby
 Kirk Rocheleau** Missoula
 Charlie Yankus*** Medical Lake, WA

1976-77

Greg Bauska* Kalispell
 Bill Hansen* Morris, NY
 John Stroeder*** Port Townsend, WA

1977-78

Rod Brandon*** Norwalk, CA
 Tim McCauley*** Sun Prairie, WI
 Blaine Taylor*** Missoula
 Craig Zanon*** Kalispell
 Rick Zanon** Kalispell

1978-79

Marty Green*** Missoula

1979-80

Jim Caler*** Lakewood, CO
 Greg Crutcher* Cincinnati, OH
 Richie Edwards* New York, NY
 Dave Johnson** Rowland Heights, CA
 Tim Knight** Riverside, CA
 Craig Larsen*** Aurora, CO
 Brian Morris*** Missoula
 Derrick Pope*** Aurora, CO

1980-81

Ron Brumfield** San Jose, CA
 Marc Glass*** Battleground, WA
 Rob Hurley*** Anaconda
 D.J. Johnson** Los Angeles, CA
 Doug Selvig*** Outlook

1981-82

John Bates*** Corvallis, OR
 Bruce Burns*** Pittsburg, CA
 Larry Krystkowiak*** Missoula
 Larry McBride*** Anchorage, AK
 Leroy Washington*** Long Beach, CA

1982-83

John Boyd*** Seattle, WA
 Scott Zanon*** Kalispell

1983-84

Todd Powell*** Corvallis, OR
 Steve Vanek*** Warren, OR

1984-85

Herb Jones* Spanaway, WA
 (Letter given posthumously)


1985-86

K.C. McGowan*** Missoula
 Marc Murphy* Butte
 John Reckard*** Keenesburg, CO
 Tony Reed*** Anchorage, AK
 Wayne Tinkle*** Spokane, WA

GRIZ LETTERMEN



Marcus Rosser, lettered 2001-03



John "Doc" Holliday, lettered 1965-67



1986-87

Mike Ahlers**Tacoma, WA
Mike Boken**Los Angeles, CA
Nate DuChesne***Snohomish, WA
Mark Schultz**Spokane, WA

1987-88

Roger Fasting****Glendive
Kevin Harris*Sumner, WA
Kevin Hood*Canton, OH
Eric Jordan****Inglewood, CA
Tom Lytle**Salt Lake City, UT

1988-89

Daren Engellant****Geraldine
Ossie Young**Oklahoma City, OK
Andy Woods*Richmond, CA

1989-90

Al Brown*Berkeley, CA
Keith Crawford***Long Beach, CA
Kevin Kearney**Kansas City, MO

1990-91

Nate Atchison**Milwaukee, WI
Delvon Anderson**San Francisco, CA
Gary Kane****Butte
Josh Lacheur****Sacramento, CA

1991-92

Travis DeCuire***Seattle, WA
Don Hedge**Langston, OK
Matt Kempfert****Missoula
Jeremy Lake****Lambert
Anthony Mayfield*Lafayette, LA

1992-93

Guy Bonner*St. Louis, MO
Nate Covill****Long Beach, CA
Israel Evans*Georgetown, SC
Paul Perkins**Pasadena, CA
Shawn Samuelson****Broadus
Kirk Walker****Darby

1993-94

Brandon Dade****Los Angeles, CA
Marcus Knox*Milwaukee, WI
Chris Spoja****Helena

1994-95

Shane Belnap**Hooper, UT
J.R.Camel***Missoula
Ryan Dick****Missoula
Bob Olson****Butte

1995-96

Eric Bowie****Kansas City, MO
Mat Seidensticker****Shelby
Brent Smith**Walnut Creek, CA

1996-97

Don Carter*Corbett, OR
Dominique Davis****San Jose, CA
Mike Warhank****Great Falls

1997-98

Jared Buckmaster****Beaverton, OR
Cory Reiser**West Valley, UT
Nate Sil**Missoula
Kasey Williams****Missoula

1998-99

Shane Christensen****Las Vegas NV
Jason Collins*Minneapolis, MN
Travis Greenwalt****Spangle, WA
Kyle Keyes**Kirkland, WA
Ryan Slider***Tigard, OR
Matt Williams**Santa Barbara, CA

1999-00

Mike Card*Calgary, Alberta
Dan Carter*Medford, OR
Brent Cummings****Pullman, WA
Gary Lynch*Great Falls
Zoran Milosavljevic**Trstenik, Serbia
Sam Riddle***Missoula

2000-01

Spencer Allred*Grantsville, UT
Deldre Carr*Las Vegas, NV
Ryan Pederson****Minneapolis, MN
Jake Stuart*Gildford
Dan Trammel**Pittsburg, CA

2001-02

David Bell**Oakland, CA
Marcus Rosser**Philadelphia, PA
Victor Venters***Richmond, CA

2002-03

Mike Chavez***Heart Butte
Kevin Criswell****Colstrip
Corey Easley***Rosemount, MN
Steve Horne**Pensacola, FL
Derrick Mansell**Costa Mesa, CA
Chris McKay***Victoria, BC

2003-04

Roy Booker*Portageville, MO
Kamarr Davis**Milwaukee, WI
Matt Dlouhy****Coeur d'Alene, ID
Brian Lynch**Great Falls
John Seyfert**Stevensville
Jon Wilkins*Phoenix, AZ

2004-05

Lamarr Farr*Beloit, WI
Matt Martin****Spearfish, SD
Virgil Matthews**Spanaway, WA
Richard Stapleton*Marietta, GA
Andrew Strait****Yakima, WA
Nick Thierry*Beaverton, OR

2005-06

Bryan Ellis**Detroit, MI
Jordan Hasquet****Missoula
Stuart Mayes**Elkhart, IN
Kyle Sharp****Hollister, CA
Greg Spurgetis***Spokane, WA
Austin Swift**Santa Cruz, CA

2006-07

Cameron Rundles**Minneapolis, MN
Ryan Staudacher***Kirkland, WA
Dave Vanderjagt**Townsville, Australia

2007-08

Ceylon Elgin-Taylor**Los Angeles, CA
Zack Graves*Sacramento, CA
Brian Qvale***Williston, ND

2008-09

Vassy Banny**Ivory Coast, Africa
Anthony Johnson**Tacoma, WA
Jack McGillis**Missoula, MT
Derek Selvig**Glendive, MT
Shawn Stockton**Spokane, WA
Michael Taylor**Brewster, WA

2009-10

Will Cherry*Oakland, CA
Mathias Ward*Gig Harbor, WA
Raason Young*Washington, DC

GRIZ LETTERMEN



Kyle Sharp, lettered 2005-09

Montana Grizzlies RESULTS



1901-02 (0-1) - No Coach Listed

Preps..... L, 18-11

1902-03 (1-1) - No Coach Listed

Preps & Tzi Dal Tais W, 25-19
Helena HS..... L, 14-12

1903-04 (1-0) - No Coach Listed

Missoula Athletic Association W, 20-0

1904-05 (no team)

1905-06 (4-2) - Fred W. Schule

YMCA W, 15-10
YMCA W, 42-8
YMCA W, 28-11
Missoula High School W, 24-10
Montana State College L, 39-32
at Montana State College L, 53-10

1906-07 (2-2) - Fred W. Schule

at Montana State College L, 43-14
at Helena Business College W, 27-17
Helena Business College W, 32-22
Montana State L, 16-15

1907-08 (6-3) - Albion Findley

All-Stars W, 46-9
All-Stars W, 81-5
Montana Wesleyan College W, 87-2
Montana School of Mines! W, 52-10
Montana State L, 25-17
Montana State L, 33-9
at Montana Wesleyan W, 44-1
at Montana School of Mines W, 26-19
Muscatine, Iowa L, 59-24
!Montana Tech

1908-09 (no scores listed) - A. Findley

Montana Wesleyan
at Anaconda Athletic Club
at Montana State
Anaconda Athletic Club
Montana State
at Spokane Athletic Club
at Washington State College
Montana State
Montana Wesleyan

1909-11 (no team)

1911-12 (1-6) - Albert N. Whitlock

Fort Missoula W, 70-2
Montana State L, 27-17
Carroll Club L, 30-19
at Montana State L, 31-4
at Montana School of Mines L, 39-11
at Carroll Club L, 48-22
Montana School of Mines L, 30-22

1912-13 (5-3) - W. W. H. Mustaine

All Stars W, 29-8
Montana State W, 19-16
Utah L, 38-17
Carroll Club W, 43-10
at Montana State L, 23-16
Montana State (in Helena) L, 26-18
Montana School of Mines W, 47-17
Stevensville All-Stars W, 36-9

1913-14 (3-8) - W. W. H. Mustaine

Montana School of Mines W, 47-11

Montana State W, 23-21
Washington State L, 43-22
Washington State L, 70-12
at Utah State College! L, 74-31
at Utah L, 82-17
at Salt Lake City YMCA L, 45-24
at Brigham Young L, 73-17
at Pocatello Athletic Club L, 47-27
at Montana School of Mines W, 27-16
at Montana State L, 39-25
!Utah State University

1914-15 (4-6) - Jerry Nissen

Utah L, 35-27
Brigham Young L, 25-18
at Kalispell YMCA W, 44-18
at Washington State L, 41-24
at Washington State L, 27-22
Montana School of Mines W, 42-24
Montana State W, 33-25
at Montana State L, 29-27
Illinois Amateur Athletic Club L, 47-31
Montana Wesleyan W, 56-24

1915-16 (7-3) - Jerry Nissen

Missoula High School W, 44-25
Helena High School W, 44-17
Gonzaga W, 40-20
Gonzaga W, 36-15
Washington State L, 36-31
at Washington State W, 25-24
at Gonzaga W, 22-21
at Washington State L, 41-24
at Idaho L, 23-18
at Gonzaga W, 17-13

1916-17 (4-11) - Jerry Nissen

Whitman W, 37-27
Whitman L, 31-29
Idaho W, 24-19
Idaho W, 25-21
Oklahoma Normal College! W, 25-24
Oklahoma Normal College! L, 30-24
Montana State L, 30-5
Montana State L, 31-15
at Whitman L, 31-17
at Whitman L, 43-14
at Idaho L, 32-16
at Idaho L, 42-23
at Washington State L, 33-22
at Montana State L, 34-27
at Montana State L, 31-17
!Oklahoma State University

1917-18 (6-6) - Jerry Nissen

at Washington State L, 24-23
at Washington State W, 30-21
at Idaho L, 51-17
at Idaho L, 43-20
at Montana State L, 22-16
at Montana State W, 18-16
Montana State W, 30-21
Idaho L, 31-25
Idaho W, 29-28
Washington State W, 22-20
Washington State L, 15-7
Montana State W, 33-19

1918-19 (no team)

1919-20 (7-9) - Bernard Bierman

Montana Wesleyan W, 36-18
at Gonzaga W, 32-18
at Idaho L, 28-16
at Idaho L, 13-11
at Washington State L, 34-30
at Washington State L, 33-19
Montana School of Mines W, 25-18
Montana State L, 32-17
Montana State L, 19-15
Gonzaga W, 30-10
at Montana State L, 32-15
at Montana State L, 30-12
at Montana School of Mines! W, 2-0
at Montana Wesleyan W, 35-16
Idaho W, 28-26
Idaho L, 23-20
!Forfeit game by Montana School of Mines

1920-21 (12-8) - Bernard Bierman

Mount St. Charles College! W, 41-9
Stevensville Independent W, 50-5
Whitman W, 33-20
Whitman W, 30-18
Barney's Independents W, 32-10
at Montana State L, 19-18
at Montana State W, 20-5
at Washington State L, 28-24
at Idaho L, 41-13
at Idaho L, 22-15
at Whitman L, 27-22
at Whitman L, 27-23
at Gonzaga L, 26-23
at Carroll W, 54-19
at Montana School of Mines W, 24-15
at Montana School of Mines W, 36-15
Montana State W, 36-26
Montana State W, 23-19
Idaho L, 42-22
Idaho W, 38-26
!Carroll College

1921-22 (14-7) - Bernard Bierman

at Whitman L, 18-17
at Whitman L, 25-15
Montana School of Mines W, 24-14
Montana Wesleyan W, 43-8
Mount St. Charles W, 30-20
Montana State W, 33-23
Montana State W, 24-17
Idaho L, 23-22
Idaho W, 26-22
at Idaho L, 56-18
Deerlodge Athletic Club W, 31-19
at Gonzaga W, 24-19
at Spokane Ath. Club L, 30-21
Gonzaga W, 32-24
Gonzaga W, 32-15
at Montana State L, 30-29
at Montana State W, 29-18
Montana School of Mines W, 31-14
at Montana Wesleyan W, 20-16
Mount St. Charles W, 37-15
at Idaho L, 42-24

1922-23 (7-14) - J. W. Stewart

at Idaho L, 38-17
at Idaho L, 44-17
at Washington State L, 33-13

Washington State.....	L, 35-11
Washington State.....	L, 24-14
Mount St. Charles.....	W, 24-14
at Mount St. Charles.....	L, 27-11
at Washington State.....	L, 37-14
at Montana School of Mines.....	W, 26-16
Montana School of Mines.....	W, 17-11
at Montana State.....	L, 27-24
at Montana State.....	W, 30-23
Montana State.....	L, 20-15
Montana State.....	L, 25-19
Pacific.....	W, 27-7
Pacific.....	W, 15-12
at Gonzaga.....	L, 38-20
Gonzaga.....	W, 31-24
Gonzaga.....	L, 14-13
at Whitman.....	L, 19-17
at Whitman.....	L, 33-19

1923-24 (7-8) - J. W. Stewart

at Idaho.....	L, 19-9
at Idaho.....	L, 29-20
Idaho.....	W, 36-17
Idaho.....	W, 35-20
at Washington State.....	L, 28-25
at Washington State.....	L, 24-18
Washington State.....	L, 27-24
Washington State.....	W, 25-23
at Gonzaga.....	L, 30-8
Gonzaga.....	W, 25-20
Gonzaga.....	W, 32-22
Washington.....	L, 34-22
Washington.....	L, 33-31
Mount St. Charles.....	W, 31-16
Mount St. Charles.....	W, 46-16

1924-25 (9-10) - J. W. Stewart

North Dakota State.....	W, 25-24
Whitman.....	W, 33-28
Washington State.....	L, 28-17
Idaho.....	W, 31-27
at Washington.....	L, 39-27
at Oregon State.....	L, 24-22
at Oregon.....	L, 33-24
at Multnomah Athletic Club.....	W, 34-17
Gonzaga.....	W, 45-34
Gonzaga.....	W, 45-33
Montana State.....	W, 28-22
Montana State.....	L, 36-28
at Whitman.....	W, 33-28
at Washington State.....	L, 32-17
at Idaho.....	L, 41-16
at Gonzaga.....	L, 44-35
Washington.....	W, 33-28
at Montana State.....	L, 28-17
at Montana State.....	L, 16-15

1925-26 (5-10) - J. W. Stewart

Mount St. Charles.....	W, 33-21
at Washington State.....	L, 28-18
at Idaho.....	L, 19-18
at Washington.....	L, 28-19
at Oregon.....	L, 40-19
at Oregon State College!.....	L, 31-19
at Gonzaga.....	L, 45-33
Oregon.....	L, 35-17
Washington State.....	W, 23-13
Gonzaga.....	W, 30-26
at Montana State.....	L, 36-23

Idaho.....	W, 35-24
Montana State.....	W, 35-31
Washington.....	L, 23-20
Oregon State College.....	L, 38-15

1926-27 (5-11) - J. W. Stewart

Butte YMCA.....	W, 34-31
Butte YMCA.....	W, 29-21
Mount St. Charles.....	W, 28-20
Mount St. Charles.....	W, 32-13
at Idaho.....	L, 45-19
at Washington State.....	L, 33-18
Washington State.....	L, 31-28
Montana State.....	L, 50-32
Oregon.....	L, 37-24
at Washington.....	L, 46-17
at Oregon State College.....	L, 48-35
at Oregon.....	L, 54-32
at Montana State.....	L, 51-32
Washington.....	L, 35-27
Oregon State College.....	W, 38-25
Idaho.....	L, 44-29

1927-28 (6-8) - J. W. Stewart

at Gonzaga.....	W, 28-18
at Gonzaga.....	W, 43-25
Washington State.....	W, 40-16
at Montana State.....	L, 77-26
Montana State.....	L, 52-39
at Idaho.....	L, 48-26
at Washington State.....	W, 35-30
at Washington.....	L, 44-24
at Oregon State.....	L, 31-12
at Oregon.....	L, 36-33
Washington.....	L, 51-31
Oregon State.....	W, 44-43
Oregon.....	L, 32-30
Idaho.....	W, 38-35

1928-29 (9-11) - J. W. Stewart

Gonzaga.....	W, 36-30
Gonzaga.....	L, 35-30
Gonzaga.....	W, 28-18
Montana School of Mines.....	W, 33-22
Montana School of Mines.....	W, 30-22
Washington State.....	L, 44-23
Montana State.....	L, 54-38
Idaho.....	L, 33-31
Oregon State.....	L, 29-25
Oregon.....	W, 29-28
at Montana State.....	L, 62-18
Washington.....	L, 42-20
at Oregon State.....	L, 28-26
at Oregon.....	L, 45-21
at Washington.....	L, 46-27
at Mount St. Charles.....	W, 30-22
at Mount St. Charles.....	W, 37-19
at Idaho.....	L, 44-31
at Washington State.....	W, 37-27
at Gonzaga.....	L, 40-35

1929-30 (13-9) - J. W. Stewart

at North Dakota State.....	L, 13-24
at Minnesota.....	L, 24-27
at North Dakota.....	L, 22-24
at North Dakota.....	L, 25-24
at Valley City Normal College!.....	W, 34-26
Idaho.....	W, 29-24
at Billings Independents.....	W, 34-26
Montana State.....	L, 45-35

Washington State.....	W, 54-24
Mount St. Charles.....	W, 41-34
Mount St. Charles.....	W, 63-32
at Idaho.....	W, 29-17
at Washington State.....	W, 32-23
Whitman.....	W, 56-33
Whitman.....	W, 46-38
at Montana State.....	L, 44-32
Gonzaga.....	L, 35-40
Gonzaga.....	W, 55-29
at Whitman.....	L, 37-29
at Whitman.....	W, 36-32
at Gonzaga.....	L, 29-36
at Gonzaga.....	W, 43-18
!Valley City State University (North Dakota)	

1930-31 (10-12) - J. W. Stewart

at Utah.....	L, 41-31
at UCLA.....	L, 29-28
at UCLA.....	L, 59-27
at USC.....	L, 28-21
at USC.....	W, 29-25
at Stanford.....	L, 34-33
at California.....	L, 37-23
at Nevada.....	L, 30-29
Montana School of Mines.....	W, 40-21
Montana School of Mines.....	W, 47-17
Gonzaga.....	W, 33-27
Gonzaga.....	W, 36-22
at Montana State.....	L, 42-34
at Montana State.....	W, 31-29
at Montana School of Mines.....	W, 47-27
at Montana School of Mines.....	W, 49-18
Mount St. Charles.....	W, 59-25
Mount St. Charles.....	W, 41-28
at Gonzaga.....	L, 33-28
at Gonzaga.....	L, 42-18
Montana State.....	L, 35-24
Montana State.....	L, 33-31

1931-32 (6-14) - J. W. Stewart

Idaho.....	L, 44-41
Idaho.....	L, 41-27
at Washington State.....	L, 54-25
at Idaho.....	L, 49-22
Washington State.....	L, 52-20
Washington State.....	L, 60-31
Gonzaga.....	W, 33-27
Gonzaga.....	L, 41-33
at Montana State.....	L, 40-34
at Montana State.....	L, 30-20
at Washington.....	L, 44-16
at Washington.....	L, 54-29
at Whitman.....	L, 29-28
at Whitman.....	L, 38-31
at Gonzaga.....	W, 31-30
at Gonzaga.....	W, 28-27
Montana School of Mines.....	W, 39-29
Montana School of Mines.....	W, 45-36
Montana State.....	L, 43-37
Montana State.....	W, 43-30

1932-33 (8-11) - A. J. Lewandowski

Idaho.....	L, 45-20
Idaho.....	W, 52-38
Golden Bobcats.....	L, 39-37
Polson Independents.....	W, 52-44
Meiji Univ. (Japan).....	W, 67-19

Mount St. Charles.....	L, 39-34
Montana State.....	W, 44-35
Montana State.....	L, 63-40
at Ellensburg Normal College!	L, 39-15
at Ellensburg Normal College.....	L, 27-22
at Whitman.....	W, 55-40
at Idaho.....	L, 62-30
at Montana State.....	L, 57-30
at Montana State.....	W, 42-38
at Montana School of Mines.....	W, 56-40
at Montana School of Mines.....	L, 45-38
Idaho Southern Branch^.....	L, 45-44
Idaho Southern Branch.....	W, 51-34
House of David.....	L, 66-46
!Central Washington University	
^ Idaho State	

1933-34 (16-9-1) - A. J. Lewandowski

Polson Independents.....	W, 34-29
at Helena All-Stars.....	W, 39-29
Golden Bobcats.....	L, 57-32
Idaho.....	L, 29-27
at Billings Polytechnic!.....	W, 52-37
at Eastern Montana Normal College.....	W, 59-35
Gonzaga.....	W, 29-19
Montana School of Mines.....	W, 46-38
Ellensburg Normal College.....	W, 34-33
Ellensburg Normal College.....	L, 34-26
at Montana School of Mines.....	W, 47-37
at Dillon Normal College&.....	L, 44-35
at Idaho South Branch.....	W, 38-37
at Ellensburg Normal College.....	L, 46-24
at College of Puget Sound%.....	W, 40-34
at College of Puget Sound%.....	L, 42-39
at Washington.....	W, 32-29
at Washington.....	L, 60-24
Montana State.....	W, 36-33
Montana State.....	W, 40-38
House of David.....	W, 38-36
House of David.....	T, 31-31
at Montana State.....	W, 37-36
at Montana State.....	W, 31-23
Olson's Swedes.....	L, 38-17
Olson's Swedes.....	L, 44-43
!Rocky Mountain College	
^Montana State University-Billings	
& University of Montana-Western	
%University of Puget Sound	

1934-35 (6-18) - A. J. Lewandowski

Hamilton Lions Independents.....	W, 59-24
Polson Independents.....	W, 30-29
Golden Bobcats.....	L, 66-29
at Washington.....	L, 44-21
at Washington.....	L, 50-23
at Spokane Desert Independents.....	L, 46-21
at Washington State.....	L, 51-33
at Idaho.....	L, 44-27
at Gonzaga.....	L, 59-46
Montana School of Mines.....	W, 32-24
Idaho South Branch.....	L, 32-29
at Dillon Normal School.....	L, 44-42
at Montana State.....	L, 49-36
at Montana State.....	L, 49-23
at Dillon Normal School.....	L, 34-22
at Montana School of Mines.....	W, 43-37
Harlem Globe Trotters.....	L, 35-33

Gonzaga.....	L, 47-28
Gonzaga.....	W, 40-37
Ellensburg Normal College.....	L, 37-34
Montana State.....	L, 56-39
Montana State.....	W, 43-31
House of David.....	L, 31-25
House of David.....	L, 49-47

1935-36 (13-11) - A. J. Lewandowski

Fresno State.....	L, 37-25
Fresno State.....	W, 35-32
University Alumni.....	L, 49-44
Washington State.....	L, 42-28
Washington State.....	L, 53-14
at Northern Montana Normal College!...	W, 61-28
at Montana Intermountain College.....	W, 48-34
Dillon Normal College.....	W, 37-34
at Billings Polytechnic.....	W, 65-40
at Eastern Montana Normal College.....	W, 77-22
Montana School of Mines.....	W, 51-42
Northern Montana Normal College.....	W, 51-30
Montana Intermountain College.....	W, 35-32
at Gonzaga.....	L, 46-25
at Cheney Normal College^.....	L, 29-22
Billings Polytechnic.....	W, 49-31
Montana State.....	L, 55-52
Cheney Normal College.....	L, 31-29
Gonzaga.....	L, 57-52
at Montana School of Mines.....	L, 38-30
at Montana State.....	L, 41-39
at Dillon Normal College.....	W, 54-41
at Montana School of Mines.....	W, 52-26
Rustic Tavern Independents.....	W, 64-41
!Montana State University-Northern	
^ Eastern Washington University	

1936-37 (14-12) - A. J. Lewandowski

Polson Independents.....	W, 61-23
at Nebraska.....	L, 53-39
at Peru Teachers College!.....	W, 51-37
at Wabash College.....	L, 40-36
at Evansville College^.....	W, 45-37
at Purdue.....	L, 68-29
at Montana State.....	L, 60-25
at Montana State.....	L, 49-31
Montana School of Mines.....	W, 50-34
Idaho.....	W, 32-29
Idaho.....	L, 37-36
Dillon Normal College.....	W, 60-38
at Standard Oil of Kalispell.....	W, 47-34
at Whitefish Ramblers.....	W, 40-21
at Gonzaga.....	L, 42-41
at Cheney Normal College.....	W, 38-34
at Washington State.....	L, 44-38
at Dillon Normal College.....	W, 66-32
at Montana School of Mines.....	W, 35-17
Cheney Normal College.....	L, 46-44
Gonzaga.....	W, 39-35
Washington State.....	L, 46-30
Montana State.....	L, 51-46
Montana State.....	W, 41-36
House of David.....	L, 41-36
Hellers All-Stars Independents.....	W, 61-32
!Peru State College(Nebraska)	
^University of Evansville	

1937-38 (10-19) - George Dahlberg

Spokane Silverloafs.....	W, 60-37
at Great Falls JC's.....	W, 48-39

at Carroll.....	W, 65-18
at Ellensburg Normal College.....	W, 39-32
at Ellensburg Normal College.....	W, 35-33
Idaho.....	W, 47-38
Idaho.....	W, 33-32
Washington.....	L, 59-52
Washington.....	L, 58-36
at Oregon State.....	L, 46-36
at Oregon State.....	L, 43-31
at Oregon.....	L, 69-44
at Oregon.....	L, 63-49
at Idaho.....	L, 55-34
at Idaho.....	L, 48-34
at Washington State.....	L, 59-37
at Washington State.....	L, 56-30
Oregon State.....	L, 57-47
Oregon State.....	L, 37-28
Montana State.....	W, 55-47
Montana State.....	W, 55-45
Washington State.....	L, 53-46
Washington State.....	L, 63-40
at Washington.....	L, 42-24
at Washington.....	L, 54-44
at Montana State.....	L, 65-49
at Montana State.....	L, 64-60

1938-39 (17-13) - George Dahlberg

Sports Shop Independents.....	W, 58-29
BYU.....	W, 71-50
BYU.....	L, 54-47
at Dillon Normal College.....	W, 58-20
at Utah State College.....	L, 54-36
at Utah State College.....	W, 52-44
at BYU.....	L, 50-45
at BYU.....	W, 45-38
at Utah.....	L, 45-36
at Idaho Southern Branch.....	L, 30-29
at Montana School of Mines.....	W, 54-35
Cheney Normal College.....	W, 60-48
Cheney Normal College.....	L, 51-50
at Idaho.....	L, 49-44
at Idaho.....	L, 46-40
at Washington.....	L, 34-28
at Washington.....	L, 41-33
Gonzaga.....	W, 38-33
Gonzaga.....	W, 54-34
Washington State.....	L, 48-41
Washington State.....	W, 38-37
Idaho Southern Branch.....	W, 56-32
at Montana State.....	W, 43-37
at Montana State.....	L, 35-29
Mexico.....	W, 53-51
at Montana School of Mines.....	W, 64-26
at Gonzaga.....	W, 42-36
at Cheney Normal College.....	L, 49-39
Montana State.....	W, 66-52
Montana State.....	W, 65-45

1939-40 (17-8) - George Dahlberg

Concordia College (Minn.).....	W, 48-42
Idaho.....	L, 38-26
Idaho.....	W, 34-33
Cheney Normal College.....	W, 38-30
Cheney Normal College.....	W, 53-47
at Washington.....	L, 39-34
at Washington.....	L, 56-43
at Washington State.....	L, 52-45
at Washington State.....	L, 57-47
at Idaho.....	L, 46-43

at Montana School of Mines	W, 34-27
Montana State	W, 47-37
Montana State	W, 61-41
Idaho Southern Branch.....	W, 42-41
Idaho Southern Branch.....	W, 43-39
at Cheney Normal College	W, 54-45
at Gonzaga	W, 71-58
at Gonzaga	L, 60-53
Gonzaga	W, 59-44
Gonzaga	W, 64-49
at Montana State	W, 51-41
at Montana State	W, 56-52
Wichita Independents^	W, 36-27
Gary, Indiana Independents^	W, 42-39
Denver Nuggets Independents^	L, 60-36
^A.A.U. National Tourn., Denver, Colo.	

1940-41 (13-14) - George Dahlberg

Hamline College!	L, 45-30
Washington State	L, 57-30
Washington State	L, 41-36
Williamette University	W, 57-34
at Brigham Young	L, 47-41
at Brigham Young	W, 48-44
at Miles City All-Stars	W, 69-33
at Superior Teachers College^	L, 59-39
at Minnesota	L, 53-38
at Iowa State College&	L, 41-27
at Jamestown College	L, 50-48
at North Dakota State	L, 56-43
at North Dakota	L, 39-26
at Bismark All-Stars	L, 48-34
at Washington	W, 47-41
at Washington	L, 39-31
at Montana State	W, 47-42
at Montana State	W, 50-48
Gonzaga	W, 53-43
Gonzaga	W, 49-39
at Gonzaga	L, 63-43
at Gonzaga	W, 59-49
Idaho Southern Branch.....	W, 59-49
Idaho Southern Branch.....	L, 42-41
at Idaho South Branch	W, 46-37
at Idaho South Branch	L, 42-41
Montana State	W, 59-48
Montana State	W, 47-45

!Hamline University, St. Paul, Minn.

^University of Wisconsin-Superior

&Iowa State University

1941-42 (14-10) - George Dahlberg

at Idaho	L, 49-28
at Idaho	L, 41-25
at Washington State.....	L, 74-45
at Washington State.....	L, 48-47
at Wyoming.....	L, 47-34
at Brigham Young	L, 46-34
Kansas State College.....	L, 44-34
Idaho	W, 55-35
Idaho	L, 42-29
Idaho South Branch	W, 58-39
Idaho South Branch	W, 39-35
Gonzaga	W, 73-50
Gonzaga	W, 52-31
Dillon Normal College.....	W, 57-40
Dillon Normal College.....	W, 57-35
Montana State	W, 47-44
Montana State	W, 44-43

at Cheney Normal College	W, 63-50
at Gonzaga	W, 56-51
at Gonzaga	W, 55-42
Whitman	W, 76-63
Whitman	W, 75-49
at Montana State	L, 44-30
at Montana State	L, 46-42

1942-43 (15-9) - Clyde Carpenter/Ed Chinske

at Great Falls Air Force	W, 55-26
at Great Falls Air Force	W, 61-50
Utah	L, 55-51
Utah	W, 49-42
Utah State	W, 48-44
Idaho	L, 52-35
at Utah State	W, 44-43
at Idaho	W, 42-30
College Commandos!	W, 51-30
Idaho Southern Branch.....	W, 32-31
Idaho Southern Branch.....	W, 47-41
at Montana State	L, 56-45
at Montana State	L, 66-45
Gonzaga	W, 58-49
Gonzaga	W, 54-45
at Whitman	L, 70-66
at Whitman	W, 54-53
at Pasco Air Force Base.....	L, 61-49
at Gonzaga	W, 49-46
at Gonzaga	L, 63-61
Denver.....	W, 66-61
Denver.....	L, 49-47
Montana State	L, 69-59
Montana State	W, 50-48
!UM Alumni	

1943-44* (2-10) - Edward Buzzetti

Montana School of Mines	L, 49-41
Montana School of Mines	L, 51-34
at Carroll College.....	L, 60-34
at Carroll College.....	L, 56-39
at Eastern Washington College.....	L, 67-39
at Eastern Washington College.....	L, 59-44
Eastern Washington College.....	L, 67-41
Eastern Washington College	L, 66-46
Carroll College.....	L, 54-41
Carroll College.....	W, 43-33
Montana School of Mines	W, 55-46
Montana School of Mines	L, 55-43
*All-freshman team due to World War II	

1944-45 (7-22) - George Dahlberg

A.S.T.R.P. Cadets.....	W, 45-42
Great Falls	W, 49-43
at Gonzaga	W, 50-46
at Gonzaga	L, 33-42
at Ft. George Wright (Spokane).....	L, 38-43
Carroll	L, 27-59
Carroll	L, 43-57
Fort Missoula	W, 49-42
at Whitman	W, 41-40
at Whitman	L, 40-51
at McCaw Military Hospital.....	L, 40-49
Gonzaga	L, 39-65
Gonzaga	L, 37-57
at Montana School of Mines!	L, 28-64
at Montana School of Mines!	L, 48-57
at Carroll^	L, 45-70
at Carroll!	L, 47-62
Montana State	L, 31-41

Montana State	W, 36-30
Whitman	L, 51-71
Whitman	W, 42-39
at Eastern Washington	L, 80-32
at Eastern Washington	L, 72-36
Montana School of Mines!	L, 64-54
Montana School of Mines!	L, 63-41
Eastern Washington	L, 46-27
Eastern Washington	L, 75-39
at Montana State	L, 58-33
at Montana State	L, 49-25
!Navy team	

1945-46 (13-16) - George Dahlberg

Fort Missoula	L, 52-50
Butte Cheerio Club.....	W, 59-52
at Wyoming	L, 61-35
at Montana State	L, 42-25
Utah State	L, 37-36
Montana State	W, 46-41
at Eastern Washington	L, 53-47
at Eastern Washington	L, 56-50
at Farragut Naval Base	L, 42-37
at Farragut Naval Base	L, 44-43
at Walla Walla Air Base.....	L, 57-42
at Whitman	L, 45-40
at Whitman	W, 37-35
at Eastern Washington	L, 61-53
at Eastern Washington	L, 57-26
Gonzaga	W, 103-34
Gonzaga	W, 59-42
at Montana State	L, 66-51
at Montana State	L, 64-57
at Gonzaga	W, 78-52
at Gonzaga	W, 102-49
at Idaho	W, 58-57
at Idaho	L, 53-46
Whitman	W, 71-36
Whitman	W, 81-53
Farragut Naval Base	W, 69-52
Farragut Naval Base	W, 69-52
Farragut Naval Base	W, 60-52
Montana State	L, 63-59
Montana State	W, 80-60

1946-47 (12-16) - George Dahlberg

Dillon Normal College.....	W, 80-39
Central Washington	L, 55-47
Central Washington	W, 53-52
Puget Sound	W, 55-45
at City College of New York.....	L, 78-61
at Toledo	L, 63-60
at Lawrence Technical College!	L, 55-46
at Niagra	L, 64-39
Washington State	L, 60-49
Washington State	L, 44-40
Santa Clara	L, 69-48
Santa Clara	L, 56-46
at Eastern Washington	L, 55-46
at Eastern Washington	L, 62-55
Farragut Technical College.....	W, 95-28
Farragut Technical College.....	W, 70-37
at Gonzaga	W, 61-51
at Gonzaga	L, 58-57
Montana State	W, 74-55
Montana State	L, 64-52
at Farragut Technical College	W, 95-28

at Farragut Technical College	W, 60-29
Gonzaga	W, 75-53
Gonzaga	W, 62-35
Eastern Washington	W, 70-51
Eastern Washington	L, 54-52
at Montana State	L, 74-58
at Montana State	L, 68-57
!Lawrence Technological University	

1947-48 (21-11) - George Dahlberg

at Montana School of Mines	W, 80-22
at Dillon Normal College	W, 90-44
at Idaho	L, 44-62
at Idaho	L, 51-57
Pacific Lutheran	W, 68-47
Pacific Lutheran	L, 47-51
at Utah	L, 43-72
at Utah	L, 58-63
Idaho	W, 58-51
Idaho	L, 54-55
Eastern Washington	W, 70-58
Eastern Washington	W, 59-37
at Idaho State	W, 49-44
at Idaho State	W, 66-56
at Regis	W, 60-48
Nevada	W, 69-67
Nevada	W, 67-64
Utah State	W, 68-64
Utah State	W, 78-65
at Montana State	L, 49-56
at Montana State	L, 50-53
at Eastern Washington	W, 57-52
at Eastern Washington	L, 60-66
at Gonzaga	L, 36-40
at Gonzaga	W, 69-43
Idaho State	W, 69-61
Idaho State	W, 74-63
Gonzaga	W, 54-48
Gonzaga	W, 65-58
Montana State	W, 66-50
Montana State	W, 58-52
Connecticut State College!	L, 52-63
!NAIB Tournament in Kansas City, Missouri	

1948-49 (12-13) - George Dahlberg

Washington State	L, 74-63
Washington State	L, 61-56
at Utah State	L, 75-67
at Wyoming	L, 77-51
at Washington State	L, 61-45
at Washington State	L, 65-53
Whitworth	W, 76-66
Whitworth	W, 79-59
at BYU	W, 76-74
at Pepperdine	L, 59-42
Wyoming (Los Angeles, Calif.)	L, 54-42
at San Jose State	L, 68-59
Idaho State	W, 73-60
Idaho State	W, 72-53
at Gonzaga	L, 55-38
at Gonzaga	L, 65-57
Montana State	W, 83-71
Montana State	W, 84-71
at Dillon Normal College!	W, 83-44
at Whitman	W, 76-61
at Whitman	L, 61-59
Dillon Normal College	W, 74-45

Gonzaga	W, 59-55
at Montana State	W, 58-56
at Montana State	L, 82-81
!University of Montana-Western	

1949-50 (27-4) - George Dahlberg

North Dakota!	W, 83-53
North Dakota!	W, 73-61
College of Idaho!	W, 83-34
Eastern Washington!	W, 84-76
Whitman	W, 81-30
Whitman	W, 79-56
Whitworth	W, 78-63
Whitworth	W, 91-61
Eastern Washington^	L, 67-59
Rocky Mountain College	W, 95-52
Rocky Mountain College	W, 84-31
Idaho State College	W, 79-70
Idaho State College	W, 81-74
Gonzaga	W, 89-73
Gonzaga	W, 67-65
at Montana State	W, 59-58
at Montana State	L, 51-46
Thompson's Goodies (A.A.U. team)	W, 94-52
Portland	W, 93-55
Portland	W, 63-46
at Idaho State College	W, 87-50
at Idaho State College	W, 78-53
at Gonzaga	W, 75-68
at Gonzaga	L, 65-42
at Whitworth	W, 95-73
Montana State	W, 71-51
Montana State	W, 72-56
Western Montana College%	W, 80-53
at Butte All-Stars	W, 91-83
at Helena All-Stars	W, 101-62
\$Portland	L, 48-47
!Played in Pocatello, Idaho	
%Played in Anaconda, Mont.	
(^ Played in Wallace, Idaho)	
\$NAIB Tournament in Kansas City, Mo.	

1950-51 (13-17) - George Dahlberg

at Eastern Washington	L, 59-51
at Idaho	L, 47-43
at Idaho	L, 52-50
Pacific Lutheran	L, 54-50
Pacific Lutheran	W, 64-51
Eastern Washington	W, 56-55
Whitworth	W, 72-58
Whitworth	L, 52-38
Utah State!	L, 67-58
Colorado State!	L, 65-54
New Mexico!	L, 71-59
at Rocky Mountain	L, 67-63
at Rocky Mountain	W, 60-52
Collegians (Alumni)	L, 52-64
Collegians (Alumni)	W, 63-58
at Whitworth	L, 75-63
at Gonzaga	L, 56-52
at Gonzaga	L, 63-56
Montana State	L, 81-58
Montana State	W, 57-54
Idaho State	W, 54-47
Idaho State	L, 60-49
at Williamette	W, 64-52
at Portland	L, 76-60
at Portland	L, 67-50

Gonzaga	W, 61-49
Gonzaga	W, 59-57
Rocky Mountain	W, 73-47
Rocky Mountain	W, 72-61
at Montana State	L, 53-41
at Montana State	L, 72-45
!Played in Denver, Colo.	

1951-52 (12-14) - George Dahlberg

Idaho	L, 64-58
Idaho!	L, 64-54
Washington State	L, 46-45
Washington State	W, 52-51
at Washington State	L, 68-63
at Washington State	L, 63-49
Gonzaga^	W, 70-56
Gonzaga%	L, 69-62
Gonzaga\$	W, 83-64
at Utah State	W, 72-70
at Utah	L, 82-54
at BYU	L, 80-56
at Idaho State	W, 56-54
Wyoming	L, 71-51
at Wyoming	L, 81-50
at Colorado State	W, 54-51
New Mexico	W, 74-64
at Montana State	L, 69-56
Montana State	W, 84-56
BYU	L, 50-47
Utah	W, 63-60
Colorado State	W, 57-46
Denver	W, 66-53
at New Mexico	W, 63-59
at Denver	L, 66-59
Utah State	L, 72-60
!Played in Wallace, Idaho	
^Played in Kalispell, Mont.	
%Played in Anaconda, Mont.	
\$Played in Great Falls, Mont.	

1952-53 (14-11) - George Dahlberg

at Washington State	W, 78-71
at Idaho	L, 70-50
Gonzaga!	L, 77-69
Gonzaga^	W, 89-75
at Washington State^	W, 64-52
Washington State	W, 85-61
Montana State^	W, 77-55
at Colorado State	L, 93-86
at Wyoming	L, 79-65
BYU	W, 56-51
Utah	W, 83-72
Montana State	W, 84-71
Montana State	W, 69-68
at BYU	L, 91-56
at Utah	L, 68-51
at Utah State	L, 87-78
Denver	W, 74-57
New Mexico	W, 78-70
Colorado State	W, 68-66
Wyoming	L, 69-60
at New Mexico	L, 70-63
at Montana State	L, 66-60
at Montana State	W, 69-66
Utah State	W, 76-61
at Denver	L, 69-62
!Played in Kalispell, Mont.	
^Played in Butte, Mont.	

1953-54 (8-19) - George Dahlberg

at Washington State.....	L, 67-55
at Idaho	L, 68-49
at Idaho	L, 58-40
Indiana	L, 74-54
Idaho	L, 66-57
Idaho	W, 60-57
at Montana State	W, 64-62
at Montana State	W, 70-60
at Colorado State	L, 73-50
at Wyoming	L, 65-49
Utah	W, 76-56
BYU	L, 71-62
at BYU	L, 62-54
at Utah	L, 73-62
at Idaho State	L, 87-62
Colorado State	L, 67-64
Wyoming	L, 68-53
at Denver	L, 70-65
at New Mexico	L, 76-67
Utah State	L, 70-66
at Gonzaga	W, 82-78
at Gonzaga	W, 86-84
Denver	W, 60-52
New Mexico	W, 76-65
Montana State	L, 54-53
Montana State	L, 80-57
at Utah State	L, 85-56

1954-55 (12-14) - George Dahlberg

Whitworth!	L, 86-71
Gonzaga	W, 77-58
Gonzaga	W, 73-71
at Idaho	L, 100-70
Idaho	W, 63-58
at Washington State	L, 72-63
at Whitworth	W, 63-62
vs. St. John's^	W, 75-65
Wyoming	W, 44-42
Colorado State	L, 75-58
at BYU	L, 92-76
at Utah	L, 91-58
at Utah State	L, 86-61
Montana State	W, 71-62
Montana State	W, 83-64
Denver	W, 69-55
New Mexico	W, 66-60
at New Mexico	W, 57-47
at Denver	L, 74-68
at Colorado State	L, 54-48
at Wyoming	L, 72-37
Utah	L, 101-68
BYU	L, 63-62
at Montana State	W, 67-60
at Montana State	L, 80-56
Utah State	L, 79-70

!Played in Kalispell, Mont.

^Played in Billings, Mont.

1955-56 (14-12) - Forrest Cox

Idaho	W, 70-63
at Whitworth	L, 67-65
at Idaho	W, 70-65
Washington State	W, 73-54
Gonzaga	W, 85-69
Whitworth!	W, 60-46
Utah	L, 71-56
BYU	L, 73-64
at New Mexico	L, 92-79

at New Mexico	L, 73-50
at Denver	L, 65-51
at Utah	L, 89-60
Utah State	W, 62-60
St. Francis	W, 72-56
at Montana State	L, 55-54
at Montana State	W, 69-57
at Wyoming	L, 92-68
at Colorado State	L, 96-76
Gonzaga	W, 78-73
Denver	W, 89-72
Montana State	W, 74-66
Montana State	W, 68-58
at Utah State	L, 73-67
at BYU	L, 95-73
Wyoming	W, 59-56
Colorado State	W, 63-62

!Played in Kalispell, Mont.

1956-57 (13-9) - Forrest Cox

Idaho	L, 72-56
at Washington State	L, 81-58
at Idaho	L, 57-52
Washington State	W, 66-48
Washington State	W, 66-61
North Dakota State	W, 71-47
at BYU	L, 85-68
at Utah State	L, 80-79
New Mexico	W, 69-50
Denver	W, 52-49
Utah	W, 60-48
Montana State	W, 60-46
Wyoming	W, 64-60
Colorado State	W, 74-63
at Utah	L, 84-70
at Denver	L, 55-53
at New Mexico	W, 36-33
Utah State	W, 78-67
BYU	W, 71-63
at Montana State	L, 88-71
at Wyoming	W, 81-78
at Colorado State	L, 59-55

1957-58 (12-10) - Forrest Cox

at Idaho	L, 64-56
at Washington State	W, 78-62
Colorado	L, 77-60
Idaho	W, 64-60
Washington State	L, 67-59
Washington State	W, 68-58
Montana State	W, 75-66
at Utah	W, 73-67
BYU	W, 71-69
at Denver	L, 55-53
at New Mexico	W, 68-49
Utah State	W, 59-47
at Montana State	L, 72-63
at Wyoming	L, 68-62
at Colorado State	L, 75-59
Utah	L, 69-60
New Mexico	W, 71-45
Denver	L, 55-52
at Utah State	W, 77-75
at BYU	L, 81-73
Colorado State	W, 51-44
Wyoming	W, 75-55

1958-59 (10-14) - Forrest Cox

Idaho	L, 71-51
-------------	----------

at Nebraska	L, 75-43
at Colorado	L, 86-55
at Montana State	L, 51-49
at Idaho	L, 67-57
Washington State	W, 53-43
at Oregon	L, 70-69
at Oregon	W, 82-75
Montana State	W, 73-50
at Washington State	L, 66-58
Utah	L, 71-69
at BYU	L, 82-59
Denver	L, 66-62
New Mexico	W, 63-44
at Utah State	L, 75-59
Wyoming	W, 73-61
Colorado State	W, 49-43
at Utah	L, 83-71
at New Mexico	W, 84-59
at Denver	L, 74-70
Utah State	L, 81-79
BYU	W, 93-68
at Colorado State	W, 70-66
at Wyoming	W, 85-65

1959-60 (7-17) - Forrest Cox

Idaho	W, 71-67
at Washington State	L, 84-60
at Idaho	L, 76-59
South Dakota	W, 73-63
at Oregon State	L, 67-52
at Oregon State	L, 78-58
Nebraska	W, 64-58
at Utah	L, 78-62
BYU	L, 63-58
at Denver	W, 70-69
at New Mexico	L, 77-69
Utah State	L, 83-74
at Montana State	L, 73-72
Montana State	W, 86-71
at Wyoming	L, 74-69
at Colorado State	L, 78-58
Washington State	L, 74-70
Utah	L, 92-76
New Mexico	L, 80-79
Denver	L, 79-70
at Utah State	L, 89-63
at BYU	W, 87-67
Colorado State	L, 71-55
Wyoming	W, 82-67

1960-61 (14-9) - Forrest Cox

at Idaho	W, 67-55
Montana State	L, 71-66
Montana State	W, 63-54
Idaho State	W, 57-41
North Dakota State	W, 86-53
at Idaho State	W, 60-58
at BYU	L, 74-66
Denver	W, 61-44
New Mexico	W, 83-66
Idaho	W, 64-59
at Utah State	L, 58-57
at Utah	L, 72-56
at Montana State	W, 71-69
at Montana State	L, 62-59
Wyoming	W, 72-61
Colorado State	W, 70-60

Utah	L, 76-55
at New Mexico	W, 56-53
at Denver	L, 56-36
Utah State	W, 66-58
BYU	L, 72-64
at Colorado State	L, 67-49
at Wyoming	W, 64-55

1961-62 (10-14) - Forrest Cox

Oregon State	L, 82-76
Oregon State	W, 56-54
at Washington	L, 59-42
at Washington	L, 73-57
at Montana State	W, 63-45
at Eastern Washington	W, 101-63
at Idaho	L, 81-62
Montana State	W, 69-61
Idaho	W, 63-61
BYU	L, 63-59
at New Mexico	W, 91-79
at Denver	L, 60-55
Utah	L, 68-66
Utah State	L, 62-57
at Montana State	L, 76-63
at Colorado State	L, 58-36
at Wyoming	L, 72-64
at Utah	L, 97-61
Denver	W, 63-54
New Mexico	W, 73-47
at BYU	L, 80-66
at Utah State	L, 66-62
Wyoming	W, 78-72
Colorado State	W, 71-62

1962-63 (6-18) - Ron Nord

at Kansas	L, 68-56
at Missouri	L, 86-66
at Oklahoma State	L, 65-47
North Dakota	W, 95-83
Washington State	W, 75-57
Washington	L, 59-50
Washington	L, 57-54
Macalester	W, 78-51
Idaho	L, 75-60
Seattle	L, 58-54
Utah State	L, 84-58
at Air Force	L, 86-62
at Weber State	L, 89-69
at Idaho	L, 78-69
Montana State	W, 78-71
Cal State Fullerton	W, 74-72
at BYU	L, 83-80
at Utah State	L, 85-67
at Seattle	L, 100-63
at Washington State	L, 74-63
at Montana State	L, 78-68
at Montana State	L, 77-68
Weber State	W, 84-75
Montana State	L, 88-73

1963-64 (6-17) - Ron Nord

Nevada	W, 68-54
at North Dakota	W, 79-77
at North Dakota State	W, 76-51
at Bemidji State	W, 80-70
Minnesota-Duluth	L, 80-72
BYU	L, 89-65
Pacific Lutheran	W, 78-73

at Gonzaga	L, 100-83
Air Force	L, 74-56
Weber State	W, 74-62
Utah State	L, 99-70
at Montana State	L, 96-61
Colorado State	L, 69-47
Idaho State	L, 73-72
Montana State	L, 81-69
at Idaho	L, 66-64
at Oregon	L, 97-67
at Oregon	L, 64-51
at Utah State	L, 103-81
at Gonzaga	L, 83-81
Idaho	L, 64-51
at Idaho State	L, 111-88
at Weber State	L, 83-78

1964-65 (11-15) - Ron Nord

Colorado State-Pueblo	W, 75-69
at Wyoming	L, 94-66
North Dakota	L, 71-62
North Dakota State	W, 87-72
at Bemidji State	W, 88-70
at Minnesota-Duluth	L, 77-71
Augsburg	L, 78-65
New Mexico State	W, 76-65
Idaho	L, 77-58
San Diego	L, 68-67
Montana State	L, 76-74
at Gonzaga	L, 91-79
at Idaho	L, 91-68
Weber State	W, 75-74
Idaho State	L, 71-66
UW-Milwaukee	W, 96-62
Gonzaga	W, 83-82
at Utah	L, 92-109
Cal State Fullerton!	W, 95-66
at UNLV	W, 89-71
at Weber State	L, 98-75
at Idaho State	L, 96-80
Hawaii	L, 73-69
at Montana State	L, 84-78
British Columbia	W, 95-80
British Columbia	W, 76-73
!Played in Las Vegas, Nev.	

1965-66 (14-10) - Ron Nord

Arizona State	W, 95-79
Cal State-Chico	W, 83-67
at Washington State	L, 92-62
Washington State	L, 84-78
Wyoming	L, 77-69
at Wisconsin	L, 76-72
at Bradley	L, 87-77
San Diego State	W, 88-74
at British Columbia	L, 74-69
at British Columbia	W, 93-66
at Gonzaga	L, 100-69
at Idaho	L, 90-73
at Montana State	W, 80-76
Portland State	W, 94-68
Pan American	W, 93-63
Hawaii	W, 94-72
at Portland State	W, 84-74
Idaho State	W, 111-84
Weber State	W, 84-66
Montana State	W, 75-73
Gonzaga	L, 82-81

Idaho	W, 100-91
at Idaho State	W, 101-86
at Weber State	L, 106-82

1966-67 (6-18) - Ron Nord

Hiram Scott College	W, 76-69
Illinois State	W, 89-80
Northern Michigan	W, 94-70
at Washington State	L, 78-58
at Seattle Pacific	W, 84-75
at Hawaii	L, 61-55
Notre Dame!	W, 70-69
Harvard!	L, 88-69
San Diego	L, 71-67
Idaho	L, 82-79
Gonzaga	L, 94-73
Weber State	L, 72-70
Idaho State	W, 89-75
Montana State	L, 82-80
at Washington	L, 85-72
at Portland State	L, 95-82
Washington	L, 85-79
at Montana State	L, 90-69
at Gonzaga	L, 102-60
at Idaho	L, 69-64
Whitworth	L, 69-64
at Weber State	L, 98-77
at Idaho State	L, 88-82
Portland State	L, 108-99
!Played in Hawaii	

1967-68 (8-17) - Ron Nord

at Illinois State	L, 93-76
at Northern Michigan	L, 93-74
Augustana	W, 94-79
Washington State	L, 81-61
Fresno State	W, 88-72
at Evansville	L, 116-76
vs. George Washington	L, 67-66
at Weber State	W, 74-67
at Weber State	L, 75-51
at Idaho State	L, 85-69
Gonzaga	W, 94-75
Gonzaga	L, 83-82
Idaho	L, 76-69
at Montana State	L, 83-79
at Montana State	L, 107-75
at Washington State	L, 79-57
at Washington	L, 74-64
Washington	W, 78-75
Montana State	L, 61-60
at Idaho	L, 77-61
at Idaho	W, 75-66
at Gonzaga	L, 80-54
Idaho State	W, 73-67
Idaho State	W, 83-81
Weber State	L, 83-63

1968-69 (9-17) - Bob Cope

Seattle Pacific	W, 100-89
St. Cloud State	W, 62-57
at Washington State	L, 90-57
Northern Iowa	W, 85-75
Washington State	W, 100-96
Northern Michigan	W, 75-66
at Southern Illinois	L, 88-66
at San Diego State	L, 71-61
Idaho	W, 67-61
Idaho	W, 57-56

Gonzaga.....	L, 87-69
at Idaho State.....	L, 80-73
at Idaho State.....	L, 82-72
at Weber State.....	L, 91-61
at Montana State.....	L, 93-74
Montana State.....	L, 85-68
St. Francis.....	L, 96-79
at Washington.....	L, 78-75
at Montana State.....	L, 82-78
at Portland State.....	L, 84-83
at Gonzaga.....	L, 71-68
at Gonzaga.....	W, 76-74
at Idaho.....	L, 75-65
Weber State.....	L, 96-72
Weber State.....	L, 95-77
Idaho State.....	W, 78-67

1969-70 (4-17) - Bob Cope

Eastern Washington.....	W, 91-81
at Denver.....	L, 92-58
at Colorado State.....	L, 100-77
at Oregon.....	L, 92-81
at Washington State.....	L, 106-77
at Utah.....	L, 109-93
Boise State.....	L, 89-77
Idaho State.....	W, 81-73
Idaho State.....	L, 96-89
Weber State.....	L, 85-80
Montana State!.....	W, 86-72
at Montana State.....	L, 82-69
Portland State.....	W, 107-87
Puget Sound.....	L, 85-60
Washington.....	L, 76-68
at Gonzaga.....	L, 102-60
at Idaho.....	L, 86-85
Whitworth.....	L, 69-64
at Weber State.....	L, 98-77
at Idaho State.....	L, 88-82
Portland State.....	L, 108-99

!Played in Butte, Mont.

1970-71 (9-15) - Lou Rocheleau

at Augustana (Sioux Falls, S.D.).....	L, 82-68
at South Dakota.....	W, 69-65
at Washington State.....	L, 80-63
at Washington.....	L, 86-67
Washington State.....	L, 81-69
Northern Colorado.....	W, 72-63
at Weber State.....	L, 85-64
at Northern Arizona.....	W, 72-63
Montana State.....	L, 85-82
Puget Sound.....	L, 96-71
at Gonzaga.....	L, 81-71
at Idaho.....	L, 82-60
at Montana State.....	W, 74-69
Oral Roberts.....	L, 111-79
at Puget Sound.....	L, 89-50
at Portland State.....	L, 93-79
Gonzaga.....	W, 82-71
Idaho.....	W, 98-66
at Boise State.....	L, 98-74
at Idaho State.....	L, 109-79
Boise State.....	W, 104-85
Idaho State.....	W, 85-64
Weber State.....	L, 82-57
Northern Arizona.....	W, 109-92

1971-72 (14-12) - Jud Heathcote

at Oregon.....	L, 69-65
----------------	----------

at Washington State.....	L, 73-55
at Wyoming.....	L, 88-75
UC Santa Barbara!.....	L, 98-69
St. Mary's@.....	W, 82-76
Midwestern State.....	W, 90-59
South Dakota.....	W, 76-68
UC Santa Barbara.....	L, 86-43
Portland State.....	W, 76-74
Idaho State.....	W, 64-62
Boise State.....	L, 73-71
at Montana State.....	L, 59-57
Puget Sound.....	W, 68-61
Air Force.....	W, 70-63
Montana State.....	W, 75-66
Idaho.....	W, 78-61
Gonzaga.....	L, 66-63
at Idaho.....	W, 55-40
at Gonzaga.....	W, 69-53
at Puget Sound.....	W, 69-66
Northern Arizona.....	W, 88-67
Weber State.....	W, 62-60
at Northern Arizona.....	L, 80-54
at Weber State.....	L, 71-60
at Idaho State.....	L, 66-55
at Boise State.....	L, 94-63

!Played in Tacoma, Wash.

1972-73 (13-13) - Jud Heathcote

Morningside Collge.....	W, 75-44
UW-Stout.....	W, 71-60
at Puget Sound.....	L, 67-44
Portland State!.....	L, 76-74
Washington State.....	W, 72-49
Wyoming.....	W, 58-49
Cal State Hayward.....	W, 75-62
at Oregon State.....	L, 79-62
Great Falls.....	W, 73-52
at Weber State.....	L, 61-48
at Northern Arizona.....	W, 70-62
at Colorado-State Pueblo.....	L, 72-70
at Air Force.....	L, 69-54
Montana State.....	L, 70-65
Washington.....	L, 77-59
Gonzaga.....	W, 57-54
Idaho.....	W, 66-50
at Gonzaga.....	L, 60-57
at Idaho.....	W, 69-55
at Boise State.....	L, 74-69
Idaho State.....	L, 80-58
Boise State.....	W, 78-63
Idaho State.....	W, 65-55
Weber State.....	L, 67-56
Northern Arizona.....	W, 99-56
at Montana State.....	L, 53-52

!Played in Tacoma, Wash.

1973-74 (19-8) - Jud Heathcote

at San Jose State.....	L, 79-71
at Portland.....	L, 96-76
at Portland State.....	L, 66-64
Augustana.....	W, 89-65
Colorado State-Pueblo.....	W, 80-48
at Puget Sound.....	L, 59-58
at Seattle.....	W, 69-63
Portland State.....	W, 90-70
Macalster.....	W, 101-54
at Idaho State.....	L, 66-52
at Boise State.....	L, 58-55

at Idaho.....	W, 73-68
at Gonzaga.....	L, 69-68
Great Falls.....	W, 79-68
Puget Sound.....	W, 88-49
at Montana State.....	W, 92-69
Simon Fraser.....	W, 96-42
Idaho.....	W, 93-68
Gonzaga.....	W, 89-54
Northern Arizona.....	W, 84-52
Weber State.....	W, 88-69
at Northern Arizona.....	W, 64-56
at Weber State.....	W, 62-61
Idaho State.....	W, 73-58
Boise State.....	W, 58-56
Montana State.....	W, 95-86
Idaho State.....	L, 60-57

1974-75 (21-8) - Jud Heathcote

at Colorado State.....	W, 54-48
Great Falls.....	W, 64-45
Arizona State&.....	L, 93-66
vs. Long Beach State&.....	L, 78-56
San Jose State.....	W, 70-63
Portland State.....	W, 83-47
Seattle.....	W, 80-61
at UC Santa Barbara.....	L, 72-62
at Portland State.....	L, 88-69
Puget Sound.....	W, 67-58
Weber State.....	W, 68-48
Northern Arizona.....	W, 106-75
Montana State.....	W, 103-77
at Hawaii.....	L, 83-69
at Hawaii.....	W, 93-62
at Montana State.....	W, 70-57
at Gonzaga.....	W, 53-39
at Idaho.....	W, 70-63
Gonzaga.....	W, 55-51
Idaho.....	W, 81-49
at Boise State.....	W, 81-66
at Idaho State.....	L, 49-47
Boise State.....	W, 68-67
Idaho State.....	W, 67-36
at Weber State.....	W, 62-59
at Northern Arizona.....	W, 81-75
Utah State#.....	W, 69-63
UCLA#.....	L, 67-64
UNLV#.....	L, 75-67

&Arizona Invitational

#NCAA tournament

1975-76 (13-12) - Jud Heathcote

at Utah State.....	L, 66-62
UWiscnsin-Stout.....	W, 59-57
at Puget Sound.....	L, 77-65
at San Jose State.....	L, 67-61
at Portland State.....	W, 63-62
Great Falls.....	W, 83-54
Portland State.....	L, 69-67
Idaho State.....	W, 76-71
Boise State.....	L, 80-74
Air Force.....	W, 77-56
Colorado State.....	W, 69-57
Hardin-Simmons.....	W, 96-77
at Montana State.....	L, 57-55
Idaho.....	W, 77-52
Gonzaga.....	W, 72-54
Arizona State.....	L, 79-71

at Idaho	W, 81-74
at Gonzaga	L, 60-49
Northern Arizona	W, 78-65
Weber State	W, 69-60
at Northern Arizona	L, 80-64
at Weber State	L, 76-66
at Idaho State	L, 25-23
at Boise State	L, 67-66
Montana State	W, 84-75

1976-77 (6-20) - Jim Brandenburg

San Jose State\$	W, 87-71
at Air Force\$	W, 65-59
at Creighton\$	L, 74-65
Great Falls\$	W, 98-62
Northern Colorado\$	W, 80-52
Portland\$	W, 81-65
at Arizona State\$	L, 88-82
at Long Beach State\$	W, 77-75
MSU-Billings\$	W, 84-63
Boston College\$!	W, 84-73
at Minnesota\$	L, 102-81
at Weber State\$	L, 83-72
at Northern Arizona\$	W, 68-59
Montana State\$	W, 79-66
at Montana State\$	W, 79-72
Gonzaga	W, 53-50
Idaho	W, 55-50
at Gonzaga	L, 63-60
at Idaho	W, 69-63
Utah State	W, 73-67
at Boise State	L, 82-67
at Idaho State	L, 68-51
Boise State	L, 82-72
Idaho State	L, 66-63
Weber State	W, 77-62
Northern Arizona	W, 76-58

\$Forefeited due to ineligible player

!Played in Minneapolis, Minn.

1977-78 (20-9) - Jim Brandenburg

UW-Stout	W, 77-67
at Northern Colorado	L, 76-75
at Denver	W, 71-64
at Portland	W, 79-71
at BYU%	W, 76-72
William & Mary%	L, 71-60
St. Cloud State	W, 95-64
Creighton	L, 71-67
at Univ. of the Pacific	W, 64-61
at Fresno State	L, 49-44
Great Falls	W, 93-64
at Idaho State	L, 65-57
at Boise State	L, 77-59
at Montana State	W, 74-58
Montana State	W, 65-57
at Idaho	W, 67-60
at Gonzaga	W, 69-55
Idaho	W, 81-68
Gonzaga	W, 59-47
Athletes in Action	W, 88-87
Northern Arizona	W, 58-46
Weber State	W, 67-52
at Northern Arizona	W, 81-72
at Weber State	L, 76-58
Idaho State	W, 93-77
Boise State	W, 73-67

Utah State	L, 89-68
Boise State*	W, 70-61
Weber State*	L, 62-55 OT
%BYU Tourney	
*Big Sky tournament in Missoula, MT	

1978-79 (14-13) - Mike Montgomery

UW-Stout	W, 61-41
at Puget Sound	L, 74-65
Carroll College	W, 85-41
at Washington	L, 58-44
at Portland State	L, 69-54
Univ. of the Pacific	W, 65-57
at Kansas State	W, 61-60
Northern Colorado	W, 84-42
Fresno State	L, 37-36
vs. La Salle%	W, 91-78
vs. Portland%	L, 77-69
Gonzaga	W, 68-53
Idaho	W, 70-49
at Northern Arizona	L, 72-59
at Weber State	L, 60-46
Air Force	W, 67-53
Idaho State	W, 70-55
Boise State	W, 61-50
at Montana State	L, 57-50
at Idaho	L, 62-56
at Gonzaga	L, 56-52
Weber State	W, 78-73
Northern Arizona	W, 55-51
at Boise State	L, 79-78
at Idaho State	L, 78-77
Montana State	W, 55-53
at Weber State*	L, 98-71
%KOA Classic in Billings, MT	
*Big Sky tournament in Ogden, UT	

1979-80 (17-11) - Mike Montgomery

Doane College	W, 65-63
UW-Stout	W, 78-64
at Air Force	L, 44-43
at San Jose State	W, 74-72
Cal State Dominguez Hills	W, 86-62
Carroll College	W, 94-33
Denver	W, 78-59
Minnesota State	W, 78-68
at UNLV	L, 99-69
at North Texas	L, 69-60
Long Beach State	L, 88-77
at Northern Arizona	L, 65-53
at Nevada	L, 59-53
Idaho State	W, 77-54
Weber State	L, 51-48
at Boise State	W, 64-59
at Idaho	L, 63-62
Montana State	W, 92-78
Nevada	W, 56-55
Northern Arizona	W, 66-56
at Weber State	L, 74-60
at Idaho State	W, 65-52
Idaho	L, 51-44
Boise State	W, 83-62
Portland State	W, 88-70
at Montana State	W, 85-78
Idaho*	W, 63-53
Weber State*	L, 98-71
*Big Sky tournament in Ogden, UT	

1980-81 (19-9) - Mike Montgomery

Western Washington	W, 74-55
San Jose State	L, 50-49
at Portland State	W, 96-74
Puget Sound	L, 68-59
at Northern Colorado	W, 71-52
Cal State Chico	W, 64-55
Eastern Washington	W, 78-60
Maine%	W, 59-58
Gonzaga%	L, 59-57
at Nebraska	L, 69-46
MSU-Billings	W, 58-44
UC Irvine	L, 65-63
Nevada	W, 81-77
Northern Arizona	W, 77-65
at Weber State	W, 69-62
at Idaho State	W, 53-49
Idaho	L, 47-44 OT
Boise State	W, 47-40
at Montana State	L, 71-54
at Northern Arizona	W, 64-56
at Nevada	W, 60-58
Idaho State	W, 79-62
Weber State	W, 68-51
at Boise State	W, 60-57
at Idaho	L, 87-78
Montana State	W, 63-58
Montana State*	W, 85-64
at Idaho*	L, 70-64

%Montana Holiday tournament

* Big Sky tournament in Moscow, ID

1981-82 (17-10) - Mike Montgomery

UW-Stout	W, 55-32
Utah State	W, 61-46
Augustana	W, 81-60
at Gonzaga	L, 80-77
Washington	L, 70-58
at St. Mary's	L, 53-51 OT
Albertson	W, 84-58
Arkansas State%	W, 69-49
UC Irvine%	L, 46-44
at Washington State	L, 73-59
at UC Santa Barbara	W, 64-61
Carroll	W, 78-47
at Idaho State	L, 47-44
at Weber State	W, 47-44
Montana State	L, 58-57
Boise State	W, 86-75
Idaho	W, 53-51
at Nevada	L, 75-67
at Northern Arizona	W, 67-65
Weber State	W, 61-50
Idaho State	W, 53-39
at Montana State	W, 82-67
at Idaho	L, 71-58
at Boise State	W, 70-69
Northern Arizona	W, 65-52
Nevada	W, 82-74
Nevada*	L, 97-93

%Montana Holiday tournament

*Big Sky tournament in Moscow, ID

1982-83 (22-7) - Mike Montgomery

Simon Fraser	W, 69-63
Central Washington	W, 74-48
Nebraska	W, 61-51
St. Mary's	W, 69-56
South Dakota State	W, 98-58

Southern Utah.....	W, 80-53
Washington State.....	W, 61-58
West Texas State%	W, 88-82
Portland%	W, 49-46 OT
at Fresno State.....	L, 55-41
at Pacific	W, 66-65
Gonzaga	L, 57-54
at Washington	W, 72-65
Lewis-Clark State.....	W, 87-57
at Weber State.....	L, 70-63
at Idaho	W, 65-58
at Montana State	W, 64-42
Idaho	W, 59-49
Boise State.....	W, 71-61 OT
Nevada	W, 84-56
Northern Arizona.....	W, 54-50
at Idaho	W, 80-61
at Boise State	L, 62-59
Idaho State.....	W, 69-55
Weber State.....	L, 56-54
Montana State	W, 60-54
at Northern Arizona.....	L, 76-70
at Nevada	W, 75-73
Weber State*	L, 54-53

%Montana Holiday tournament

*Big Sky tournament in Reno, NV

1983-84 (23-7) - Mike Montgomery

Pacific	W, 76-64
St. Martin's.....	W, 80-51
Linfield	W, 76-48
at Air Force.....	W, 70-55
at Washington State.....	W, 47-45
Tennessee Tech%	W, 68-61
Cal State Fullerton%.....	W, 60-46
Eastern Washington	W, 97-63
at UC Irvine.....	L, 91-83
at Loyola Marymount	W, 92-80
SE Missouri State.....	W, 72-50
at Eastern Washington	W, 87-81 OT
Central Washington	W, 71-58
Boise State.....	W, 62-52
Idaho	W, 72-53
at Nevada	L, 59-61
at Northern Arizona.....	W, 59-54
at Weber State.....	L, 67-59 OT
Idaho State.....	W, 74-50
Montana State	W, 65-51
at Idaho	W, 76-56
at Boise State	L, 75-71
Northern Arizona.....	W, 69-58
Nevada	W, 79-62
at Idaho State.....	W, 61-58
at Weber State.....	L, 59-58
at Montana State	L, 60-59
Northern Arizona*	W, 69-54
Montana State*	W, 76-64
Nevada*	L, 71-69

%Montana Holiday tournament

*Big Sky tournament in Ogden, UT

1984-85 (22-8) - Mike Montgomery

Simon Fraser	W, 87-52
UW-Stout.....	W, 56-54
at Oregon	L, 58-57
Air Force	W, 80-55
MSU-Billings.....	W, 72-58
Georgia State%	W, 74-62

Northeastern%	W, 81-80
Washington State.....	L, 54-53
UC Irvine.....	W, 83-68
at Cal State Fullerton.....	W, 60-59
at Eastern Washington	W, 77-70
Seattle Pacific.....	W, 79-72
Eastern Washington	W, 72-59
at Loyola Marymount	W, 74-58
at Boise State	W, 61-51
at Idaho	W, 60-54
Nevada	W, 80-69
Northern Arizona.....	W, 76-69
at Weber State.....	L, 95-70
at Idaho State.....	W, 73-65
at Montana State	L, 74-71
Idaho	W, 71-50
Boise State.....	W, 65-49
at Northern Arizona.....	L, 76-72
at Nevada	L, 86-81
Idaho State.....	W, 63-62
Weber State.....	W, 66-58
Montana State.....	W, 66-50
at Boise State*	L, 67-54
at UCLA\$	L, 78-47

%Montana Holiday tournament

*Big Sky tournament in Boise, ID

\$NIT in Los Angeles, CA

1985-86 (21-11) - Mike Montgomery

Simon Fraser	W, 108-73
Seattle.....	W, 92-46
at Texas Tech	L, 65-58
at Rice.....	L, 64-61
at Eastern Washington.....	W, 59-56
San Diego%	W, 84-77
South Alabama%	W, 71-66
at UC Irvine.....	L, 85-72
at Pacific.....	L, 63-57
UC Santa Barbara	W, 78-65
Washington	W, 78-65
Eastern Washington	W, 86-67
Eastern Montana College	W, 63-57
Portland	W, 68-50
at Nevada	W, 69-68
at Northern Arizona.....	L, 72-61
Weber State.....	W, 87-61
Idaho State.....	W, 65-50
at Idaho	L, 70-64
at Boise State	W, 75-61
Montana State	W, 88-74
Northern Arizona.....	W, 73-71
Nevada	W, 92-75
at Idaho State.....	L, 66-59
at Weber State.....	L, 95-80
Boise State.....	W, 91-76
Idaho	W, 91-68
at Montana State	L, 88-76
Idaho*	W, 68-60
Weber State*	W, 72-68
Montana State*	L, 82-77
TCU\$	L, 76-69

%Montana Holiday tournament

*Big Sky tournament in Reno, NV

\$NIT in Missoula, MT

1986-87 (18-11) - Stew Morrill

Simon Fraser	W, 104-54
Oregon	L, 92-86

at Washington State.....	L, 73-64
Fresno State	W, 80-65
Southern Oregon	W, 77-49
Kent State%	W, 73-63
Houston Baptist%.....	W, 91-83
Eastern Washington	W, 65-43
UC Irvine.....	W, 101-80
Pacific	W, 76-65
Central Washington	W, 91-66
Lewis-Clark State.....	W, 88-73
at Santa Clara	L, 78-70
at Portland	L, 67-65
Nevada	W, 73-66
Northern Arizona.....	W, 73-61
at Weber State.....	L, 84-70
at Idaho State.....	W, 71-65
Idaho	W, 74-57
Boise State.....	W, 75-63
at Montana State	L, 98-90
at Northern Arizona.....	W, 66-61
at Nevada	L, 78-65
Idaho State.....	W, 73-66
Weber State.....	W, 82-78
at Boise State	L, 86-51
at Idaho	L, 102-76
Montana State	L, 96-86
Idaho*	L, 63-62

%Montana Holiday tournament

*Big Sky tournament in Flagstaff, AZ

1987-88 (18-11) - Stew Morrill

UW-Stout.....	W, 70-66
at MSU-Billings	W, 67-63
Cal State Fullerton.....	W, 71-66
at San Diego	L, 61-56
Texas Tech	W, 72-62
Florida A&M%	W, 83-77
Georgia Southern%	W, 68-57
at St. Mary's	W, 53-52
Santa Clara	W, 82-74
Rice.....	W, 64-48
Central Washington	W, 68-62
Weber State.....	W, 60-57
Boise State.....	L, 76-61
at Nevada	W, 69-67
at Northern Arizona.....	W, 63-53
Eastern Washington	L, 70-67
Idaho	L, 64-63
Idaho State.....	W, 75-65
at Montana State	W, 60-59
at Weber State.....	L, 67-60
at Boise State	L, 74-51
Nevada	L, 97-88
Northern Arizona.....	L, 75-68
at Idaho State.....	L, 79-70
Montana State	W, 88-70
at Idaho	L, 83-75
at Eastern Washington	W, 66-65
Northern Arizona*	W, 77-72
Montana State*	L, 60-54

%Montana Holiday tournament

*Big Sky tournament in Bozeman, MT

1988-89 (20-11) - Stew Morrill

Simon Fraser	W, 87-61
Stanford%	L, 79-63
North Dakota State.....	W, 98-69

at Portland	W, 67-62
St. Mary's	L, 71-58
Valparaiso%	W, 73-61
St. Peter's%	L, 71-67
Montana Tech	W, 86-53
at Creighton	L, 57-51
San Diego	W, 80-65
Western Washington	W, 90-63
at U.S. International	W, 82-80
at Colorado State	L, 68-66 OT
Idaho	W, 62-54 OT
Eastern Washington	W, 81-60
at Boise State	L, 60-54
at Idaho State	W, 64-54
at Northern Arizona	W, 78-75 OT
at Nevada	L, 93-78
Idaho State	W, 77-54
Montana State	W, 86-67
at Montana State	W, 80-59
Boise State	W, 68-61
Weber State	L, 76-66
at Eastern Washington	W, 86-79
at Idaho	L, 92-79
at Weber State	W, 65-59
Nevada	L, 102-93 OT
Northern Arizona	W, 90-53
Montana State*	W, 87-84
Idaho*	L, 66-56
& Preseason NIT	
%Montana Holiday tournament	
*Big Sky tournament in Boise, ID	

1989-90 (19-10) - Stew Morrill

Simon Fraser	W, 100-62
Portland	W, 88-65
Creighton	W, 56-50
at Wyoming	L, 70-58
Pacific Lutheran	W, 82-51
Monmouth%	W, 56-53
Boston%	W, 73-64
U.S. International	W, 93-69
Colorado State	W, 50-47
at St. Mary's	L, 60-54
at Univ. of the Pacific	L, 61-50
UW-LaCrosse	W, 51-42
at Northern Arizona	W, 68-67
at Nevada	W, 80-70
Idaho	L, 77-68
Eastern Washington	L, 71-70
at Boise State	L, 46-44
at Weber State	W, 65-51
Idaho State	W, 102-76
at Montana State	L, 75-72
Montana State	W, 89-77
at Eastern Washington	L, 85-68
at Idaho	L, 75-60
Nevada	W, 90-71
Northern Arizona	W, 87-66
Weber State	W, 65-63
Boise State	W, 61-43
at Idaho State	W, 80-62
Montana State*	L, 69-57
%Montana Holiday tournament	
*Big Sky tournament in Boise, ID	

1990-91 (23-8) - Stew Morrill

Simon Fraser	W, 87-56
--------------------	----------

Pacific	W, 76-67
at Washington	L, 78-62
SW Texas State%	W, 84-74
St. Peter's%	L, 70-54
Cal State Northridge	W, 108-73
Wyoming	L, 75-67
at U.S. International	W, 104-86
Seattle	W, 80-68
at Portland	W, 85-86 OT
at Oregon	L, 85-76
St. Mary's	W, 79-58
Idaho State	W, 98-67
Boise State	W, 66-56
at Northern Arizona	W, 62-60
at Nevada	L, 86-77
Idaho	W, 72-67
Eastern Washington	W, 88-87
Weber State	W, 72-60
at Montana State	W, 91-69
at Boise State	L, 72-53
at Idaho State	W, 82-77
Nevada	W, 79-63
Northern Arizona	W, 89-68
at Weber State	W, 79-67
at Eastern Washington	W, 95-93
at Idaho	L, 78-68
Montana State	W, 74-67
Idaho State*	W, 109-97
Idaho*	W, 67-62
UNLV#	L, 99-65

%Montana Holiday tournament

*Big Sky tournament in Missoula, MT

#NCAA tournament in Tucson, AZ

1991-92 (27-4) - Blaine Taylor

Simon Fraser	W, 87-58
Oregon	W, 78-39
at San Jose State	W, 72-51
Southeastern Louisiana%	W, 89-47
Texas-Arlington%	W, 71-68
Portland	W, 98-68
at Cal State Northridge	W, 67-48
at Pepperdine	W, 89-88
at Southern Utah	L, 74-65
Washington	W, 60-55
Coastal Carolina	W, 74-52
Lewis-Clark State	W, 85-65
Weber State	W, 62-60
Idaho State	W, 87-74
at Eastern Washington	W, 71-65
Montana State	W, 73-59
Idaho	W, 73-58
Boise State	W, 53-48
at Northern Arizona	W, 74-59
at Nevada	L, 89-67
at Idaho State	W, 84-75
at Weber State	W, 77-73
Eastern Washington	W, 91-66
at Montana State	W, 72-71
at Boise State	W, 71-58
at Idaho	L, 73-63
Nevada	W, 103-86
Northern Arizona	W, 90-59
Idaho*	W, 69-52
Nevada*	W, 73-68
Florida State#	L, 78-68

%Montana Holiday tournament

*Big Sky tournament in Missoula, MT

#NCAA tournament in Boise, ID

1992-93 (17-11) - Blaine Taylor

Simon Fraser	W, 76-63
Southern Utah	L, 60-55
Bucknell%	W, 63-60
Texas Tech%	L, 85-82 2OT
San Jose State	W, 55-51
at Portland	W, 74-66
Sacramento State	W, 53-38
Pepperdine	L, 68-58
Rocky Mountain	W, 72-56
Cal State Northridge	W, 63-55
at Northeastern Illinois	W, 65-59
at Creighton	L, 84-78 2OT
MSU-Billings	W, 95-47
at Idaho	L, 60-50
at Eastern Washington	L, 75-68
Weber State	W, 68-61
Northern Arizona	W, 74-55
at Idaho State	W, 54-53
at Boise State	L, 66-75
Montana State	L, 62-65 OT
Eastern Washington	W, 85-65
Idaho	W, 68-65
at Northern Arizona	W, 54-46
at Weber State	L, 74-66
Boise State	L, 59-56
Idaho State	W, 68-62
at Montana State	W, 56-54
Idaho State*	L, 61-50

%Montana Holiday tournament

*Big Sky tournament in Moscow, ID

1993-94 (19-9) - Blaine Taylor

Sacramento State	W, 76-36
Simon Fraser	W, 99-67
at Washington	W, 80-73 3OT
Southern Utah%	W, 79-54
UMKC%	W, 97-72
Montana Western	W, 63-54
at Cal Poly	W, 60-52
Creighton	W, 67-58
Northeastern Illinois	W, 88-74
Westen Oregon State	W, 90-67
Portland	W, 91-69
at UMKC	W, 56-54
at Rice	W, 79-70
Idaho	L, 74-71
Eastern Washington	W, 77-51
at Weber State	L, 97-91 3OT
at Northern Arizona	W, 74-60
Idaho State	L, 85-82
Boise State	W, 72-68
at Montana State	L, 80-79
at Eastern Washington	W, 70-69
at Idaho	L, 62-54
Northern Arizona	W, 98-85
Weber State	L, 84-75
at Boise State	L, 66-60
at Idaho State	L, 91-77
Montana State	W, 70-55
Idaho*	L, 74-63

%Montana Holiday tournament

*Big Sky tournament in Boise, ID

1994-95 (21-9) - Blaine Taylor

Simon Fraser	W, 88-65
Washington	W, 67-56

Texas Southern%	W, 64-58
Mississippi State%	L, 90-85
at St. Mary's	W, 66-56
at Nevada	L, 73-63
Southern Oregon State	W, 99-75
Central Washington	W, 83-75
at Long Beach State	L, 79-69
Cal Poly	W, 103-54
at Oregon	L, 102-97
Rice	W, 90-81
Lewis-Clark State	W, 91-60
at Northern Arizona	L, 68-67
at Weber State	W, 92-87
Montana State	W, 82-78
Boise State	L, 74-66
Idaho State	W, 88-66
at Idaho	W, 76-71
at Eastern Washington	W, 74-65
Weber State	L, 57-54
Northern Arizona	W, 76-62
at Montana State	W, 66-64
at Boise State	W, 76-63
at Idaho State	W, 86-69
Eastern Washington	W, 84-76
Idaho	W, 80-64
Montana State*	W, 83-73
Weber State*	L, 84-62
at UTEP\$	L, 90-60
%Montana Holiday tournament	
*Big Sky tournament in Ogden, UT	
\$NIT in El Paso, TX	

1995-96 (20-8) - Blaine Taylor

Simon Fraser	W, 83-57
UMKC	W, 70-60
at Sacramento State	W, 76-70
Cal Poly!	W, 87-68
Fairfield!	W, 92-62
at Arizona	L, 84-66
Nevada	W, 74-56
at Washington State	L, 87-98
Lewis-Clark State	W, 77-59
Oregon	L, 66-64
at Cal State Fullerton	W, 70-62
Black Hills State	W, 74-62
St. Mary's	W, 70-63
Northern Arizona	W, 66-64
Weber State	W, 84-77
at Montana State	L, 72-65
at Boise State	L, 69-59
at Idaho State	W, 94-75
Idaho	W, 94-68
Eastern Washington	W, 71-70
at Weber State	L, 97-80
at Northern Arizona	W, 77-46
Montana State	W, 73-64
Idaho State	W, 80-69
Boise State	W, 76-61
at Eastern Washington	W, 76-69
at Idaho	L, 75-84
Idaho*	L, 67-72

%Montana Holiday tournament

*Big Sky tournament in Bozeman, MT

1996-97 (21-11) - Blaine Taylor

vs. Middle Tennessee State@	L, 66-63
at Alaska-Fairbanks@	W, 65-54
vs. Baylor@	L, 77-71

Sacramento State	W, 69-45
Cal State Fullerton	L, 80-73
American%	W, 77-68
Oral Roberts%	L, 78-69
Washington State	W, 71-65
at Gonzaga	W, 67-63
Montana Western	W, 87-67
Long Beach State	W, 80-70
at Texas-Arlington	W, 69-48
at Idaho State	L, 82-73
at Weber State	L, 104-95
Northern Arizona	L, 82-69
Cal State Northridge	W, 76-62
at Portland State	W, 69-68
at Eastern Washington	W, 73-69
at Sacramento State	W, 81-51
Montana State	W, 81-71
Weber State	L, 72-68
Idaho State	W, 60-58
at Cal State Northridge	W, 78-75
at Northern Arizona	L, 72-69
Sacramento State	W, 95-51
at Oral Roberts	L, 96-67
Portland State	W, 68-57
Eastern Washington	W, 74-67
at Montana State	W, 65-47
Weber State*	W, 81-56
Cal State Northridge*	W, 82-79
Kentucky#	L, 92-54

!Game played in Fairbanks, Alaska

%Montana Holiday tournament

*Big Sky tournament in Flagstaff, AZ

#NCAA in Salt Lake City, UT

1997-98 (16-14) - Blaine Taylor

at Bradley	L, 81-54
Oral Roberts	L, 80-68
Texas-Arlington	W, 89-60
Valparaiso!	L, 70-58
at Hawaii-Hilo!	W, 82-76
Wisconsin!	L, 78-61
Western Illinois%	W, 67-65
Illinois-Chicago%	L, 80-70
Whitman	W, 86-46
Gonzaga	L, 87-80
at Southern Utah	W, 76-52
at San Jose State	W, 69-39
Alaska-Fairbanks	W, 73-53
Idaho State	W, 54-48
Weber State	L, 60-58
at Northern Arizona	L, 73-60
at Cal State Northridge	L, 84-72
Portland State	W, 76-67
Eastern Washington	W, 78-66
Sacramento State	W, 52-50
at Montana State	L, 93-73
at Weber State	L, 70-63
at Idaho State	W, 60-55
Cal State Northridge	W, 84-65
Northern Arizona	W, 73-66
at Sacramento State	W, 61-51
at Portland State	L, 57-66
at Eastern Washington	L, 66-77
Montana State	W, 72-66
Montana State*	L, 60-68

!At Big Island Classic in Hilo, HI

%Montana Holiday tournament

*Big Sky tournament in Flagstaff, AZ

1998-99 (13-14) - Don Holst

Simon Fraser	W, 89-60
Southern Utah	L, 74-70
Carroll	W, 89-56
at Idaho	L, 73-70
at St. Mary's	L, 74-73
San Jose State!	L, 79-52
vs. St. Mary's%	W, 69-62
vs. Idaho%	W, 67-60
Evergreen State	W, 82-70
at Youngstown State	W, 81-74 OT
at Illinois-Chicago	W, 63-57
at Montana State	L, 71-61
at Idaho State	W, 73-61
at Weber State	L, 79-61
Northern Arizona	L, 62-59
Cal State Northridge	L, 92-88
at Portland State	L, 73-58
at Eastern Washington	L, 76-69
at Sacramento State	L, 60-57
Montana State	L, 87-74
Weber State	W, 87-53
Idaho State	W, 81-58
Cal State Northridge	W, 74-68
at Northern Arizona	L, 77-53
Sacramento State	W, 78-50
Portland State	W, 87-81 OT
Eastern Washington	L, 81-75

!Game played in Billings, MT

%Montana Holiday tournament in Butte, MT

1999-2000 (17-11) - Don Holst

Gonzaga	L, 76-61
Montana Tech	W, 70-60
at Southeast Missouri State	L, 66-61
at Southern Utah	L, 85-75
at Idaho	L, 70-68 OT
Southeast Missouri State%	W, 60-48
Idaho%	L, 72-71
Youngstown State	W, 103-83
at Gonzaga	L, 88-70
St. Mary's	W, 65-62
Rocky Mountain	W, 78-53
Montana State	W, 82-68
Idaho State	W, 71-56
Weber State	L, 78-76
at Northern Arizona	L, 85-72
at Cal State Northridge	L, 79-67
Portland State	W, 78-76
Eastern Washington	W, 88-82
Sacramento State	W, 59-47 OT
at Montana State	W, 73-48
at Weber State	W, 66-54
at Idaho State	W, 71-64
Cal State Northridge	W, 73-70 OT
Northern Arizona	L, 85-59
at Sacramento State	W, 80-57
at Portland State (OT)	W, 88-79
at Eastern Washington	W, 77-75
Cal State Northridge*	L, 65-76

%Montana Holiday tournament

* Big Sky tournament in Missoula, MT

2000-01 (11-16) - Don Holst

Carroll	W, 86-76
Northern Iowa	W, 75-58
at Nevada	L, 86-85

at Pacific.....	L, 82-64
Southeastern Louisiana.....	W, 68-59
Gonzaga.....	L, 77-69
Southern Utah.....	L, 89-87
at Washington State.....	L, 67-54
Idaho.....	W, 79-56
Whitman.....	W, 86-55
at Baylor.....	L, 77-57
Portland State.....	W, 79-58
Eastern Washington.....	L, 78-76
at Montana State.....	L, 70-67
at Idaho State.....	L, 97-69
at Weber State.....	L, 80-69
Northern Arizona.....	W, 78-63
Cal State Northridge.....	L, 74-65
at Portland State.....	L, 67-60
at Eastern Washington.....	L, 79-66
at Sacramento State.....	W, 67-66
Montana State.....	W, 84-82
Weber State.....	W, 66-63
Idaho State.....	L, 79-75
at Cal State Northridge.....	L, 92-68
at Northern Arizona.....	L, 77-66
Sacramento State.....	W, 84-67

2001-02 (16-15) - Don Holst

Evergreen State.....	W, 80-77
at Gonzaga.....	L, 83-63
at Northern Iowa.....	L, 87-67
Concordia-Irvine.....	W, 72-48
Washington State.....	W, 75-71
Pacific.....	L, 77-64
Nevada.....	W, 75-68
at Idaho.....	L, 48-47
at Colorado.....	L, 84-71
Navy!.....	W, 78-61
Tulsa!.....	L, 92-82
New Mexico State!.....	L, 79-67
Loyola Marymount.....	W, 82-67
at Weber State.....	W, 80-73
at Eastern Washington.....	L, 79-46
at Portland State.....	W, 99-88
Weber State.....	L, 90-71
Idaho State.....	W, 74-65
at Northern Arizona.....	L, 77-64
at Sacramento State.....	W, 88-78
at Montana State.....	L, 76-56
Portland State.....	W, 80-66
Eastern Washington.....	L, 80-78
at Idaho State.....	L, 79-64
Sacramento State.....	W, 86-53
Northern Arizona.....	W, 70-63
Montana State.....	L, 75-55
Northern Arizona*.....	W, 82-64
at Montana State*.....	W, 70-68
Eastern Washington*.....	W, 70-66
Oregon#.....	L, 81-62

!at BYU-Hawaii tournament

*Big Sky tournament in Bozeman, MT

#NCAA tournament in Salt Lake City, UT

2002-03 (13-17) - Pat Kennedy

Northern Iowa.....	L, 71-77
Denver.....	W, 75-47
Michigan State.....	L, 80-60
Loyola Marymount.....	L, 65-62
at Alaska-Anchorage.....	L, 69-52

Gonzaga.....	L, 75-67
Montana Tech.....	W, 66-52
at Washington State.....	L, 73-61
Idaho.....	W, 81-69
at Stanford.....	W, 70-68
Pepperdine.....	L, 86-69
at Loyola Marymount.....	W, 75-68
Southern Utah.....	W, 81-61
at Denver.....	L, 62-54
at Purdue.....	L, 84-71
Eastern Washington.....	L, 72-62
Portland State.....	W, 61-49
at Idaho State.....	W, 90-88
at Weber State.....	L, 97-73
at Montana State.....	L, 62-58
Northern Arizona.....	L, 97-93
Sacramento State.....	W, 66-59
at Portland State.....	W, 67-49
at Eastern Washington.....	L, 87-72
Weber State.....	L, 75-72
Idaho State.....	W, 69-65
Montana State.....	W, 66-63
at Sacramento State.....	W, 77-71
at Northern Arizona.....	L, 69-59
Sacramento State*.....	L, 88-75

*Big Sky tournament in Missoula, Mont.

2003-04 (10-18) - Pat Kennedy

at UW-Milwaukee.....	L, 95-83
Montana Tech.....	W, 85-40
Southeast Missouri State%.....	W, 61-50
St. Mary's%.....	W, 75-68
at Cal State Northridge.....	L, 72-63
San Francisco.....	L, 72-71
at Auburn.....	L, 73-51
Washington State.....	L, 64-50
Jackson State.....	L, 71-64
at Southern Illinois.....	L, 82-71
at UNLV.....	L, 86-67
at Gonzaga.....	L, 88-67
at Eastern Washington.....	W, 79-68
at Portland State.....	L, 89-78
Idaho State.....	W, 91-76
Weber State.....	L, 74-61
at Montana State.....	L, 77-61
at Northern Arizona.....	L, 83-67
at Sacramento State.....	L, 76-67
Portland State.....	L, 59-57
Eastern Washington.....	L, 71-52
at Weber State.....	W, 58-55
at Idaho State.....	W, 88-85
Great Falls.....	W, 90-46
Montana State.....	W, 67-58
Sacramento State.....	W, 80-69
Northern Arizona.....	L, 80-78 OT
at Idaho State*.....	L, 74-73

%Montana Holiday tournament

*Big Sky tournament in Pocatello, ID

2004-05 (18-13) - Larry Krystkowiak

at Gonzaga.....	L, 78-62
at Western Kentucky.....	L, 72-46
Cal State Northridge.....	W, 90-80
Southern Utah.....	W, 69-57
Santa Clara.....	L, 77-75
at Southeast Missouri State.....	W, 69-66
at Missouri.....	L, 87-62
Montana Tech.....	W, 62-44

at UC Santa Barbara.....	L, 55-46
at San Francisco.....	L, 79-58
at Stanford.....	L, 84-66
Eastern Michigan.....	W, 80-68
Rocky Mountain.....	W, 73-67
at Idaho State.....	W, 70-41
at Weber State.....	L, 76-62
Montana State.....	L, 62-60
Northern Arizona.....	W, 83-79
Sacramento State.....	W, 84-72
at Portland State.....	L, 89-77
at Eastern Washington.....	W, 68-58
Weber State.....	W, 80-72
Idaho State.....	W, 80-63
at Montana State.....	L, 72-62
at Sacramento State.....	L, 83-80
Eastern Washington.....	W, 55-53
Portland State.....	W, 79-65
at Northern Arizona.....	W, 77-69
Eastern Washinton*.....	W, 58-48
vs. Montana State*.....	W, 58-48
vs. Weber State*.....	W, 63-61
vs. Washington#.....	L, 88-77

*Big Sky tournament in Portland, Ore.

#NCAA tournament in Boise, Idaho

2005-06 (24-7) - Larry Krystkowiak

at Boise State.....	L, 90-69
at Loyola Marymount.....	W, 81-75
Western Oregon.....	W, 86-57
Utah Valley State.....	W, 75-59
Stanford.....	W, 88-69
Loyola Marymount.....	W, 76-61
vs. Mississippi Valley State.....	W, 81-57
at Drake.....	W, 78-72 OT
UM-Western.....	W, 110-71
at UC Riverside.....	W, 77-67
at Santa Clara.....	W, 67-56
UW-Milwaukee.....	L, 78-74
Idaho State.....	W, 80-76
Weber State.....	W, 71-65
at Montana State.....	W, 80-64
at Northern Arizona.....	L, 83-80
at Sacramento State.....	W, 73-71
Portland State.....	W, 98-77
Eastern Washington.....	W, 78-72
at Weber State.....	L, 72-67
at Idaho State.....	L, 95-70
Montana State.....	W, 70-61
Sacramento State.....	W, 84-79
Oral Roberts!.....	W, 88-74
at Eastern Washington.....	W, 68-46
at Portland State.....	L, 93-92 OT
Northern Arizona.....	W, 96-83
vs. Eastern Washington*.....	W, 73-71 OT
at Northern Arizona*.....	W, 73-60
vs. Nevada#.....	W, 87-79
vs. Boston College#.....	L, 69-56

!Bracket Busters

*Big Sky tournament in Flagstaff, Ariz.

#NCAA tournament in Salt Lake City, Utah

2006-07 (10-6, 17-15) - Wayne Tinkle

MSU-Northern.....	W, 83-42
at Utah Valley State.....	L, 74-57
at Wyoming.....	L, 76-71
vs. West Virginia%.....	L, 73-56
vs. Virginia Tech%.....	L, 77-56

vs. Minnesota%	W, 72-65
Boise State.....	W, 62-58
Western Kentucky	L, 81-65
UC Riverside.....	W, 72-65
South Dakota State.....	W, 87-47
Montana Tech.....	W, 92-63
at Oral Roberts.....	L, 69-58
at Portland.....	L, 61-58
at Portland State.....	W, 80-74
at Eastern Washington.....	L, 74-71
at Sacramento State.....	L, 80-72
Montana State.....	W, 73-65
Idaho State.....	L, 79-69
Weber State.....	W, 90-86 OT
at Northern Arizona.....	W, 74-71
at Northern Colorado.....	W, 68-51
Portland State.....	L, 70-68
Eastern Washington.....	W, 85-78
Sacramento State.....	W, 76-69
at Montana State.....	W, 72-63
at Weber State.....	L, 73-67
Pacific!.....	L, 78-77
Northern Arizona.....	L, 88-81
Northern Colorado.....	W, 85-64
at Idaho State.....	W, 72-71 OT
Idaho State.....	W, 70-63 OT
Northern Arizona*	L, 78-71
%Old Spice Classic in Orlando, Florida	
!Bracket Busters	
*Big Sky tournament in Ogden, Utah	

2007-08 (14-16) - Wayne Tinkle

Colorado State.....	W, 75-39
at Gonzaga.....	L, 77-54
MSU-Northern.....	W, 72-47
at South Dakota State.....	W, 70-61
at Washington State^.....	L, 66-55
vs. Air Force^.....	W, 59-57
vs. Mississippi Valley State^.....	W, 69-62
Cal State-Fullerton.....	L, 100-91
Portland.....	L, 58-57
at Pacific.....	L, 76-71 OT
at Santa Clara.....	L, 60-49
at Cal State-Fullerton.....	L, 79-76 OT
Montana Tech.....	W, 91-36
at Montana State.....	L, 74-58
at Northern Arizona.....	L, 72-64
at Sacramento State.....	W, 76-69
Idaho State.....	L, 56-54
Weber State.....	L, 68-67
Eastern Washington.....	W, 80-61
at Northern Colorado.....	W, 71-60
at Portland State.....	L, 70-68
at Eastern Washington.....	W, 59-57
Montana State.....	W, 88-76
Sacramento State.....	W, 90-57
Northern Arizona.....	L, 80-76
at Weber State.....	L, 76-67
at Idaho State.....	W, 72-63 (OT)
Northern Colorado.....	W, 81-66
Portland State.....	L, 108-56
at Idaho State*.....	L, 67-65

^Hispanic College Fund Challenge, Spokane, Wash.

*Big Sky Tournament in Pocatello, Idaho

2008-09 (17-12) Wayne Tinkle

at Colorado State.....	L, 85-55
Montana-Western.....	W, 75-67

Mississippi Valley State.....	W, 82-65
at Duke.....	L, 78-58
at Utah Valley.....	L, 82-75
Santa Clara.....	L, 71-68
North Dakota.....	W, 83-63
Denver%.....	W, 63-44
Texas-Arlington%.....	W, 67-65
at Fresno State.....	W, 69-65
at UC Riverside.....	L, 58-53
at Portland State.....	L, 72-45
at Washington.....	L, 75-53
Montana State.....	W, 73-59
Northern Arizona.....	W, 62-61
Sacramento State.....	W, 80-63
at Idaho State.....	L, 77-67
at Weber State.....	L, 71-55
at Eastern Washington.....	W, 63-50
Northern Colorado.....	W, 68-59
Portland State.....	W, 72-65
Eastern Washington.....	W, 60-52
at Montana State.....	W, 78-63
at Sacramento State.....	W, 60-48
at Northern Arizona.....	W, 73-54
Weber State.....	L, 69-58
Idaho State.....	W, 79-64
at Northern Colorado.....	L, 67-57
Montana State*.....	L, 56-54

%Montana Holiday tournament

*Big Sky tournament in Missoula, Mont.

2009-10 (22-10) - Wayne Tinkle

North Dakota^.....	W, 61-37
Boise State^.....	W, 95-82
Loyola Marymount^.....	W, 64-63
at Denver.....	L, 56-49
at Oregon.....	W, 68-55
at Washington.....	L, 63-59
Northern Arizona.....	W, 71-54
Northern Colorado.....	L, 59-48
at Loyola Marymount.....	W, 82-73
at Colorado State.....	L, 62-61
MSU-Northern.....	W, 57-43
UC Riverside.....	W, 67-52
Fresno State.....	W, 59-56
Great Falls.....	W, 100-52
at Idaho State.....	L, 67-65
at Weber State.....	L, 64-56
Eastern Washington.....	W, 79-66
Portland State.....	W, 90-58
Sacramento State.....	W, 57-56
at Montana State.....	L, 61-52
at Northern Colorado.....	W, 64-62
at Northern Arizona.....	W, 84-64
Weber State.....	W, 75-61
Idaho State.....	W, 91-68
at Portland State.....	W, 81-76
at Eastern Washington.....	L, 69-68
Sacramento State.....	W, 86-58
Montana State.....	L, 73-67
Northern Arizona*.....	W, 81-60
Northern Colorado**.....	W, 68-63
Weber State**.....	W, 66-65
New Mexico#.....	L, 62-57

^Karl Tyler Chevrolet Tournament, Missoula

*Big Sky Conference tournament game, Missoula

**Big Sky Conference semi-final/final tournament game, Ogden, Utah

#NCAA tournament, San Jose, Calif.

NON-UNIVERSITY OPPONENTS

All-Stars.....	3-0
Anaconda Athletic Club.....	0-1
A.S.T.R.P. Cadets.....	1-0
Athletes in Action.....	1-0
Barney's Independents.....	1-0
Billings Polytechnic.....	3-0
Billings Independents.....	1-0
Bismark All-Stars.....	0-1
Butte All-Stars.....	1-0
Butte Cheerio Club.....	1-0
Butte YMCA.....	2-0
Collegians.....	1-0
Deerlodge Athletic Club.....	1-0
Denver Nuggets Independents.....	0-1
Farragut Naval Base.....	3-2
Farragut Technical College.....	4-0
Fort Missoula.....	2-1
Ft. George Wright.....	0-1
Gary Independents.....	1-0
Golden Bobcats.....	0-3
Great Falls Air Force.....	2-0
Great Falls JC's.....	1-0
Hamilton Lions Independents.....	1-0
Harlem Globe Trotters.....	0-1
Helena All-Stars.....	2-0
Helena Business College.....	2-0
Helena High School.....	1-0
Hellers All-Stars (Indiana).....	1-0
Hiram Scott College.....	1-0
House of David.....	1-4-1
Illinois Amateur Athletic Club.....	0-1
Kalispell YMCA.....	1-0
Lawrence Technical College.....	0-1
McCaw Military Hospital.....	0-1
Meiji University (Japan).....	1-0
Mexico, University of.....	1-0
Miles City All-Stars.....	1-0
Missoula Athletic Association.....	1-0
Missoula High School.....	2-0
Montana Intermountain.....	2-0
Montana Wesleyan.....	8-0
Multnomah Athletic Club.....	1-0
Muscafine, Iowa.....	0-1
Pocatello Athletic Club.....	0-1
Polson Independents.....	4-0
Preps.....	0-1
Olson's Swedes.....	0-2
Rustic Tavern Independents.....	1-0
Salt Lake City YMCA.....	0-1
Spokane Athletic Club.....	0-1
Spokane Desert Independents.....	0-1
Spokane Silverloafs.....	1-0
Sports Shop (Indiana).....	1-0
Standard Oil of Kalispell.....	1-0
Stevensville All-Stars.....	1-0
Stevensville Independent.....	1-0
Tompson's Goodies.....	1-0
Tzi Dal Tais.....	1-0
UM Alumni.....	1-1
U.S. International.....	3-0
Walla Walla Air Base.....	0-1
Whitefish Ramblers.....	1-0
Wichita Independents (Kansas).....	1-0
YMCA.....	3-0

Non-University record..... 77-28-1



Grizzly Athletics

UM offers 14 intercollegiate programs in men's and women's basketball, men's and women's cross country, indoor track and field, outdoor track and field, football, women's golf, women's soccer, men's and women's tennis and women's volleyball.

The Grizzlies/Lady Griz compete at the NCAA Division I level and are eligible for postseason competition, except for football, which competes in the NCAA Football Championship Subdivision (formerly called Division I-AA), which employs a 16-team playoff system.

Montana is a charter (1963) member of the Big Sky Conference, headquartered in Ogden, Utah. There are now nine schools in the Big Sky Conference: Eastern Washington, Idaho State, Montana, Montana State, Northern Arizona, Portland State, Sacramento State, Weber State and 2006-07 inaugural member Northern Colorado.



STEVE ASCHER
Women's Tennis



COURTNEY BABCOCK
Cross Country



ROBIN PFLUGRAD
Football



KRIS NORD
Men's Tennis



BRIAN SCHWEYEN
Track & Field



ROBIN SELVIG
Women's Basketball



JOANNE STEELE
Women's Golf



WAYNE TINKLE
Men's Basketball



JERRY WAGNER
Women's Volleyball



Grizzly/Lady Griz Head Coaches

PRIDE, COMMITMENT, EXCELLENCE

DORNBLASER STADIUM


Dornblaser Stadium is home to track and field.

WEST AUXILIARY GYM (WAG)

The West Auxiliary Gym (WAG) has seating for 1,000 volleyball fans.

SOUTH CAMPUS SOCCER STADIUM

South Campus Soccer Stadium has seating for 1,000 soccer fans.

WASHINGTON-GRIZZLY STADIUM AT JOHN HOYT FIELD

Washington-Grizzly Stadium accommodates 25,217 fans.

DAHLBERG ARENA

Dahlberg Arena has a seating capacity of 7,321.

ROBERT O. LINDSAY TENNIS CENTER

Lindsay Tennis Center, home of Griz Tennis.

CAMPUS AND OUTDOOR RECREATION



Campus Recreation includes a climbing wall and state-of-the-art exercise equipment along with outdoor gear rentals.

ATHLETIC PERFORMANCE CENTER



The 7,000-square foot Athletic Performance Center is home to the Griz student-athletes and is geared to enhance the overall athletic performance of the teams.

ADAMS CENTER




Adams Center, home of the Grizzly Athletic Department.

GRIZZLY POOL



As part of UM Campus Recreation, the Grizzly swimming pool is open to the public, has seven lanes, a weight room and sauna. Classes are offered for all ages and abilities.

UM GOLF COURSE



The UM Golf Course is home to the Lady Griz golf and men's and women's cross country teams and is also open to the public. It is a nine-hole course and the oldest course in Missoula, established in 1924.

Royce Engstrom, President of UM

Royce Engstrom became The University of Montana's 17th president on Oct. 15, 2010, after serving as UM provost and vice president for academic affairs for three years. Born in Michigan and raised in Nebraska, he came to Montana after a national search from a provost position at the University of South Dakota. He also is a chemistry professor.

Throughout his career, Engstrom has been an enthusiastic participant in undergraduate research, first as a student, then as a mentor and finally as an administrator working to develop undergraduate research programs. He is a past president of the Council on Undergraduate Research and has been active in the Experimental Program to Stimulate Competitive Research, a federal effort to help states build research infrastructure and competitiveness.

He served as chair of the National EPSCoR Coalition and the National EPSCoR Foundation. Engstrom is interested in science policy, higher education public policy, program development and building relationships among various stakeholders in higher education.

Engstrom received his Bachelor of Science degree in chemistry from the University of Nebraska at Omaha and his doctorate in analytical chemistry from the University of Wisconsin. His wife, Mary, also is an educator and has worked at both the K-12 and university levels. They have two grown children, Tyler and Carey. In his spare time, President Engstrom enjoys building traditional wooden boats and canoeing.



Jim O'Day, Director of Athletics

Jim O'Day is in his sixth year as Director of Athletics at The University of Montana. A 1980 graduate of the UM School of Journalism, O'Day returned to his alma mater in 1998 after an 18-year career in the newspaper business, first as sports editor of the Kalispell (Mont.) Daily Interlake, then in his hometown of Cut Bank, Mont., as owner/publisher of the twice-weekly Western Breeze newspaper.

O'Day served as assistant director of the Grizzly Athletic Association (now the Grizzly Scholarship Association) for three years before becoming Director of Development for UM Athletics in 2001. On June 30, 2005, he was named by UM President George Dennison as the Director of Athletics at Montana.

O'Day currently serves on the NCAA Division I Football Issues Committee and the NCAA Football Championship Subdivision Playoff Selection Committee. This year, O'Day will serve as chairman of that particular committee. In addition, he sits on the board of directors for the Master's of Education in Intercollegiate Athletics Leadership program with the University of Washington and is a member of the National Association of Collegiate Directors of Athletics (NACDA). In 2007, he was honored by the All-American Football Foundation by receiving the Gen. Robert R. Neyland Outstanding Athletics Director Award.

Prior to returning to UM, O'Day was a charter member of the Cut Bank Education Foundation and Alumni Association and was Cut Bank's Citizen of the Year in 1992. He organized the Golden Triangle Chapter of the GAA in 1992 and served as president until his appointment at UM in 1998. He was also actively involved in many other community service organizations. In 1991, he was the recipient of The University of Montana Service Award.

Jim and his wife Kathy have three sons: Chris (25), Kevin (24) and Brian (19). Chris and Kevin are graduates of The University of Montana and reside in Arizona, while Brian will be a sophomore at UM this fall.

Several of Jim's many accomplishments during his first five years in the athletic department include UM Athletics winning the school's first Sterling Savings Bank Presidents Cup in 2007 (Montana was second in 2010 and 2009, and third in 2008); paying off a \$1 million deficit two years early; instrumental in constructing a 2,000-seat east-side expansion to Washington-Grizzly Stadium that was ready in time for the 2008 football season; and capturing conference titles in women's golf (coached by Joanne Steele) in 2006 and in women's basketball (coached by Robin Selvig) in 2007, 2008 and 2009. In addition, the men's basketball team won Big Sky Tournament titles and made NCAA appearances in 2006 and 2010. In 2006, the team under the direction of Coach Larry Krystkowiak won a first round game in the NCAA tourney vs. Nevada. The school's only other NCAA men's basketball tournament victory came in 1975 against Utah State.

Academically, UM student-athletes have their highest cumulative grade point averages (3.05) in school history, and also maintain graduation rates significantly higher than the general student population at The University of Montana. Also, the Grizzly Scholarship Association topped the \$2 million mark in annual giving the past three years – more than double the amount raised in 2000.





Christie Anderson
Asst. Athletic Director
Marketing



Jean Gee
Senior Associate
Athletic Director



James Gibson
Asst. Athletic Director
Fiscal Operations



Heather Alexander
Business Office



Drew Babcock
Athletic Trainer



Linda Cardinal
Football Office



Jenny Carr
Cheer Coach



Dave Guffey
Assoc. A.D., External
and Media Relations



Steve Hackney
Head Certified
Equipment Manager



Kent Haslam
Associate. A.D.,
Development



Joel Carlson
Sports Information



Sue DeMers
Internal Operations



Pam Erickson
Olympic Sports



Dave Griffin
Equipment



Scott Kirchmann
Director of Athletic
Performance



James Lopach
Faculty Athletics
Representative



Chuck Maes
Associate A.D.
Internal Operations



Janie Haight
Internal Operations



Laurel Hanson
Compliance



Aaron Heiner
Computer Tech



Paul Hengel
Facilities Asst.



Colleen Marks
Assistant to the A.D.



Brynn Molloy
Asst. Director, GSA



Dennis Murphy
Head Certified
Athletic Trainer



Karla Judge
Athletic Trainer



Stacey Kahler
AD Assistant



Ryan Martin
Business Manager



Colleen McChesney
GSA



Don Read
Athletic Director
Emeritus



Greg Sundberg
Executive Director
GSA



**Jennifer
Zellmer-Cuarsema**
Academic Advisor



Darr Tucknott
Acad. Services



Renee Valley
Sports Information



Toby van Amerongen
Athletic Trainer



J.C. Weida
Athletic Trainer

(Yearbook photos provided by Todd Goodrich, Sports Information archives or otherwise noted. Yearbook written and edited by Dave Guffey, Associate AD for External and Media Relations. Yearbook design created by Renee Valley, UM Sports Information. Additional editing, Renee Valley. Thanks to student Kaela Stack for additional help.)