

2026 TCU HORNED FROGS BASEBALL

TCU Horned Frogs (33-20, 17-13 Big 12) at Big 12 Tournament presented by Allstate

GAME DAY INFORMATION

Location: Surprise, Ariz.

Field: Surprise Stadium

TV: ESPN+

Audio: KTCU 88.7 FM/Varsity App

Live Stats: TCU.Statbroadcast.com

Live Video: WatchESPN.com

Twitter: @TCU_Baseball **Instagram:** @TCUbaseball

Facebook: www.facebook.com/TCUbaseball

2026 SCHEDULE (All times central)

FEBRUARY (5-5, 0-0 Big 12)

13	vs. #23 Vanderbilt (FloSports.TV)	W, 5-4
14	vs. #7 Arkansas! (FloSports.TV)	W, 5-4
15	vs. Oklahoma! (FloSports.TV)	L, 2-12 (7)
17	vs. UT Arlington*	L, 7-11
20	at #1 UCLA (FS1)	L, 2-10
21	at #1 UCLA (B1G+)	L, 1-5
22	at #1 UCLA (B1G+)	L, 5-15 (8)
23	at Loyola Marymount (ESPN+)	W, 17-7 (7)
27	New Haven (ESPN+)	W, 14-3 (7)
28	New Haven (ESPN+)	W, 12-4

MARCH (13-5, 5-4 Big 12)

1	New Haven (ESPN+)	W, 20-1 (7)
3	Abilene Christian (ESPN+)	W, 7-6
6	Tulane (ESPN+)	W, 10-2
8	Tulane (ESPN+)	L, 4-8
8	Tulane (ESPN+)	W, 4-3 (7)
10	Kansas (ESPN+)	W, 9-4
13	at Arizona State* (ESPN+)	W, 5-4
14	at Arizona State* (ESPN+)	L, 8-15
15	at Arizona State* (ESPN+)	L, 0-4
17	New Mexico State (ESPN+)	W, 16-6 (7)
20	UCF* (ESPN+)	L, 7-18
21	UCF* (ESPN+)	W, 6-0
22	UCF* (ESPN+)	L, 1-9
24	at DBU (ESPN+)	W, 11-5
27	Texas Tech* (ESPN+)	W, 18-8 (7)
28	Texas Tech* (ESPN+)	W, 10-9 (13)
29	Texas Tech* (ESPN+)	W, 5-4
31	Lamar (ESPN+)	W, 8-6

APRIL (11-5, 8-4 Big 12)

3	at Kansas State* (ESPN+)	L, 12-13
4	at Kansas State* (ESPN+)	W, 9-3
5	at Kansas State* (ESPN+)	W, 4-0
7	at Abilene Christian (ESPN+)	L, 1-4
10	Arizona* (ESPN+)	L, 3-4
11	Arizona* (ESPN+)	W, 5-0
11	Arizona* (ESPN2)	L, 2-3
14	Tarleton State (ESPN+)	W, 12-5
17	at Baylor* (ESPN+)	L, 4-11
19	at Baylor* (ESPN+)	W, 5-4
19	at Baylor* (ESPN+)	W, 10-2
21	DBU (ESPN+)	W, 6-5 (10)
24	Houston* (ESPN+)	W, 8-3
25	Houston* (ESPN+)	W, 4-2
26	Houston* (ESPN+)	W, 14-2 (7)
29	UT Arlington (ESPN+)	W, 12-1 (7)

MAY (4-5, 4-5 Big 12)

1	at Oklahoma State* (ESPN+)	L, 6-7
2	at Oklahoma State* (ESPN+)	L, 2-9
3	at Oklahoma State* (ESPN+)	L, 10-11
9	Utah* (ESPN+)	W, 3-0
10	Utah* (ESPN+)	W, 3-1
11	Utah* (ESPN+)	W, 4-3
15	at West Virginia* (ESPN+)	L, 0-2
16	at West Virginia* (ESPN+)	W, 4-0
17	at West Virginia* (ESPN+)	L, 4-6
20	vs. Utah/Kansas State (ESPN+)%	10 p.m. (CT)

* - Big 12 game

! - Shriners Children's College Showdown - Arlington, Texas

- Amegy Bank College Baseball Series - Arlington, Texas

% - Big 12 Tournament - Surprise, Ariz.

All times Central

TCU HORNED FROGS

Record: 33-20

Neutral Record: 2-2

Big 12: 17-13

Head Coach: Kirk Saarloos

BRACKET ONE

No. 1 Kansas: 39-16, 22-8

No. 4 UCF: 31-20, 19-11

No. 5 Oklahoma State: 36-19, 18-12

No. 8 Baylor: 28-26, 14-16

No. 9 BYU: 27-27, 14-16

No. 12 Texas Tech: 27-27, 10-20

BRACKET TWO

No. 2 West Virginia: 37-13, 21-9

No. 3 Arizona State: 36-18, 19-11

No. 6 Cincinnati: 37-19, 17-13

No. 7 TCU: 33-20, 17-13

No. 10 Utah: 26-24, 12-18

No. 11 Kansas State: 28-26, 11-19

TCU NOTABLES

- TCU went 1-2 in its final regular season series at West Virginia.
- TCU recorded its fifth shutout of the season in Game 2 behind a dominating complete game pitching performance from Lance Davis.
- The five shutouts are tied for 17th nationally and are the most for a squad since 2018.
- The Frogs have 19 comeback wins this season, 11 of which have seen the Frogs trail by multiple runs.
- TCU moved up five spots to 39 in the latest RPI report.
- TCU has tallied 45 home runs over the last 29 games, bringing its season total to 68, a mark that is seventh in the Big 12.
- TCU ranks 13th nationally with 48 double plays turned.
- TCU has 57 extra base hits (33 doubles, two triples and 22 home runs) in the last 15 games.
- Lance Davis became the first pitcher since Preston Morrison in 2014 to post two straight complete games.

INSIDE THE TOURNAMENT

- TCU's side of the bracket features No. 2 West Virginia, No. 3 Arizona State, No. 6 Cincinnati, No. 10 Utah and No. 11 Kansas State.
- TCU played Utha (3-0) at home, West Virginia (1-2), Arizona State (1-2) and Kansas State (2-1) on the road and did not face Cincinnati.
- TCU is 7-5 against its side of the bracket this year.
- The other side features No. 1 Kansas (1-0 in a home midweekd), No. 4 UCF (1-2), No. 5 Oklahoma State (0-3), No. 8 Baylor (2-1), No. 9 BYU (did not play) and No. 12 Texas Tech (3-0).
- TCU was a combined 7-6 against the teams that comprise the other bracket.
- Two of the four series (Oklahoma State and Baylor) were played on the road.
- The tournament is single-elimination.

CONFERENCE TOURNAMENT NOTABLES

- TCU owns two conference titles in Conference USA, four in the Mountain West and four in the Big 12.
- TCU has won 10 titles in the last 19 years of the conference tournaments, including the 2014, 2016, 2021 and 2023 Big 12 championships.
- TCU has played in a tournament championship game 11 times and is 9-2 in those contests. One championship game (2005 vs. Tulane) was rained out.
- TCU is 33-16 in conference tournaments with Kirk Saarloos on staff and 60-37 all-time dating back to its first tournament appearance in 1991 as members of the SWC.
- TCU is 31-16 in the Big 12 Tournament.
- TCU has had 80 players honored on the all-tournament squads in program history.
- TCU has had 37 all-tournament selections and four tournament MVPs in the Big 12.
- TCU has failed to win a conference tournament game just four times (1994, 1998, 2003 and 2015) in program history.
- The Frogs have won tournament titles at Houston, at Southern Miss, at UNLV twice, at TCU, at San Diego State, in Oklahoma City twice and at Globe Life Field.
- TCU is 17-11 in conference tournament openers, including 10-3 in Big 12 Tournament openers.
- TCU is 6-3 vs. Oklahoma State, 5-1 against West Virginia, 2-3 against Kansas, 6-2 vs. Baylor, 2-1 vs. Texas Tech, 5-1 against K-State, 1-0 against Houston and 0-1 against Arizona in the Championships.

NEUTRAL SITE

- TCU is 29-16 in neutral site contests under the guidance of head coach Kirk Saarloos.
- Since Kirk Saarloos' arrival on campus, TCU is 80-45 (.640) in neutral site contests.
- TCU is 2-2 in neutral site contests this season.

PROBABLE STARTING LINEUP

Pos.	No.	Name	BA	GP-GS	R	H	HR	RBI	SB	Notes
C/DH	16	Nolan Traeger, So.	.292	45-43	20	45	4	34	1	Has reached safely in nine straight games
C/1B	27	Brady Dallimore, Fr.	.270	38-33	28	33	8	23	0	Has seven extra-base hits in last 11 games
1B	17	Rob Liddington, Jr.	.268	43-38	28	34	5	27	5	Hitting .385 in neutral site games
1B/2B	7	Cole Cramer, Sr.	.313	53-53	52	66	3	38	8	Has started all 112 games in TCU career
2B/3B	1	Jack Bell, Jr.	.300	49-46	39	45	6	27	4	Hit .299 in league play with 19 RBI
3B	12	Kyuss Gargett, Jr.	.228	29-24	16	18	3	14	4	Homered twice at West Virginia
SS/3B	2	Preston Gamster, Sr.	.282	31-23	18	24	5	17	5	Hit .309 in league play this season
LF	11	Colton Griffin, Jr.	.295	41-39	27	41	1	18	10	Had four hits in the West Virginia series
CF/RF	15	Chase Brunson, Jr.	.304	51-51	37	50	10	51	13	Has driven in 16 runs in last 15 games
RF/CF	10	Sawyer Strosnider, So.	.273	50-50	54	50	13	47	12	Has reached safely in 15 straight games
DH	6	Noah Franco, So.	.226	24-23	15	21	4	13	1	Hit a pinch-hit home run on Friday

Possible Starters

T	No.	Name	W-L	ERA	IP	H	R	ER	BB	K	Notes
R	9	Trever Baumler, So.	2-3	6.44	43.1	52	32	31	17	32	Has started seven games this season
R	18	Zack James, So.	6-0	3.64	59.1	60	24	24	19	48	Posted a 0.33 ERA in four April starts
R	34	Cade Nelson, Fr.	1-0	5.27	27.1	25	17	16	10	23	Has made four midweek starts this year
R	45	Lance Davis, RFr.	5-3	3.71	80.0	70	36	33	17	51	Has back-to-back complete games
R	49	Tommy LaPour, Jr.	1-2	5.40	15.0	14	9	9	9	15	Went five innings in second start of May

Head Coach Kirk Saarloos

5th Season/14th Overall

187-107 (.636) - 5th Season



Career Notes:

- Named head coach on June 15, 2021, becoming program's 20th head coach
- Reached 100 wins faster than any coach in program history (153 games)
- Named the 2016 D1Baseball.com National Assistant Coach of the Year
- Joined the program in the summer of 2012; Named recruiting coordinator in summer of 2013
- Spent two seasons as an assistant coach at Cal State Fullerton (2011-12)
- Played seven seasons in Major League Baseball (2002-08)
- Nine TCU players have made their Big League debuts
- TCU advanced to the 2023 College World Series in just his second year as head coach
- Saarloos is the 21st head coach to lead a team to the CWS after playing in the event. Saarloos helped Cal State Fullerton to the 1999 MCWS.
- 2022 Big 12 Coach of the Year (First-ever 1st-year coach to win the award)
- TCU is 10-7 against top-10 teams under the guidance of head coach Kirk Saarloos.

2025 Notes (39-20, 19-11 Big 12) • NCAA Regional Appearance

- Ranked in the Top 25 nationally in ERA, H/9 and WHIP.
- TCU made another appearance in the Big 12 Championship game
- TCU had five freshmen All-Americans; Tommy LaPour was named an All-American

2024 Notes (33-21, 14-16 Big 12)

- Led TCU to its best-ever start to a season at 13-0
- TCU fanned 606 batters, tying for the second-highest mark in program history
- Ben Ablet and Payton Tolle were named All-Americans

2023 Notes (44-24, 13-11 Big 12) • College World Series

- TCU won the NCAA Fayetteville Regional, its second round regional championship, eliminating the No. 3 National Seed Arkansas
- Guided TCU to the Big 12 Tournament Championship
- Karson Bowen, Kole Klecker and Anthony Silva were named Freshmen All-Americans

2022 Notes (38-22, 16-8 Big 12) • NCAA Regional Appearance

- Led TCU to the Big 12 Regular Season Championship
- Became the fastest coach to pick up 20 wins, doing so in 29 games
- Won his head coaching debut on Feb. 18 against San Diego State

2021 Notes (41-19, 17-7 Big 12) • NCAA Regional Appearance

- The pitching staff racked up over 600 strikeouts (606) for the second time in program history
- Haylen Green was named an All-American for the second straight season
- River Ridings earned Freshman All-American accolades

2020 Notes (11-4, 0-0 Big 12)

- TCU ranked 15th nationally in ERA (5.40) and 17th nationally in WHIP (1.08)
- Haylen Green was named an All-American

2019 Notes (34-28, 11-13 Big 12) • NCAA Regional Appearance

- Nick Lodolo became the program's all-time highest draft pick, going No. 7 overall to Cincinnati
- Lodolo was tabbed a 2nd-team All-American
- TCU ranked 21st nationally in K:BB ratio and 30th K/9

2018 Notes (33-23, 10-13 Big 12)

- Durbin Feltman was voted a 2nd-team All-American
- Augie Mihlbauer was named a Freshman All-American
- Ranked 21st nationally with a 3.45 ERA and led the league with a 2.79 K:BB ratio

2017 Notes (50-18, 16-8 Big 12) • College World Series

- TCU set a school record with 643 strikeouts and ranked sixth nationally in K:BB ratio (3.09)
- Jared Janczak was named a 2nd-team All-American
- Brian Howard ranked second nationally with 12 wins; Durbin Feltman set a school record with 17 saves
- Sean Wymer was selected to the USA Baseball Collegiate National Team

2016 Notes (49-18, 15-9 Big 12) • College World Series

- Named the D1Baseball.com Assistant Coach of the Year
- TCU led the Big 12 and ranked third in the Big 12 in ERA (3.16)
- Two pitchers (Dylan Horton and Durbin Feltman) were named Freshmen All-Americans

2015 Notes (51-15, 18-5 Big 12) • College World Series

- TCU ranked second nationally with a 2.45 ERA
- TCU led the nation in WHIP (1.04) and ranked second with 10 shutouts and a 3.94 K:BB ratio
- Three pitchers (Riley Ferrell, Preston Morrison and Alex Young) were named All-Americans

2014 Notes (48-18, 17-7 Big 12) • College World Series

- TCU led the nation with a 2.22 ERA and ranked in the top six of all major pitching categories
- Set a school and Big 12 record with 14 shutouts
- Preston Morrison was named the Big 12 Pitcher of the Year
- Morrison, Brandon Finnegan and Riley Ferrell were tabbed All-Americans
- Tyler Alexander was named a Freshman All-American
- Brandon Finnegan was the program's second-ever first round draft pick (17th overall, Kansas City)
- In the fall of 2014, Finnegan became the first-ever player to appear in the College World Series and the Major League World Series in the same year

2013 Notes (29-28, 12-12 Big 12)

- Ranked in the top 15 nationally of all major pitching categories
- Brandon Finnegan, Riley Ferrell and Preston Morrison were named to the USA Baseball Collegiate National Team
- Ferrell was named a Freshman All-American

The Saarloos File

Hometown Long Beach, Calif.
Alma Mater Cal State Fullerton (2001)
 Public Relations
Wife Kristen
Children Brady, Emery, Lane

Coaching Career

Assistant Coach

Cal State Fullerton (2011-12) 87-35 (.713)
TCU (2013-21) **346-171 (.669)**
Totals **433-206 (.678)**

Playing Career

Year	Team	Level
2001	Lexington	Houston Low A
2002	Round Rock	Houston AA
2002	New Orleans	Houston AAA
2002	Houston	MLB
2003	New Orleans	Houston AAA
2003	Houston	MLB
2004	New Orleans	Houston AAA
2004	Oakland	MLB
2004	Sacramento	Oakland AAA
2005	Oakland	MLB
2006	Oakland	MLB
2007	Louisville	Cincinnati AAA
2007	Cincinnati	MLB
2008	Sacramento	Oakland AAA
2008	Oakland	MLB
2009	Columbus	Cleveland AAA

FROG TRENDS UNDER SAARLOOS

The Opposition

Overall	187-107
Non-conference	111-48
Big 12 Conference	79-59
Home	107-38
Away	50-53
Neutral	30-16
NCAA Postseason	9-6
vs. Ranked Teams	35-26

Day of the Week

Monday	4-0
Tuesday	37-13
Wednesday	8-3
Thursday	11-4
Friday	45-31
Saturday	46-30
Sunday	36-26

Month

February	32-11
March	61-31
April	44-38
May	41-23
June	9-4

Statistical Breakdown

Leading after six	155-15
Trailing after six	17-83
Tied after six	14-9
Leading after seven	145-7
Trailing after seven	13-86
Tied after seven	13-11
Leading after eight	147-5
Trailing after eight	6-90
Tied after eight	12-7

2026 TCU BASEBALL

2026 BROADCAST NOTES

1 JACK BELL • INF • 6-0 • 190 • JR • CORPUS CHRISTI, TEXAS

- **2025 Big 12 All-Tournament Team**
- First hit at TCU was a grand slam at San Diego (Feb. 15, 2025)
- Played freshman season at Texas A&M
- Received an invite to the 2023 MLB Draft Combine in Phoenix
- Sister, Grace, played volleyball at Wesleyan University in Connecticut

2 PRESTON GAMSTER • INF • 6-3 • 195 • SR • DALLAS, TEXAS

- Earned 2nd-team all-conference accolades as a sophomore at Paris College
- Tabbed a first-team all-region performer as a sophomore
- Was the runner-up Region 14 Player of the Year in 2024
- Hit .346 with nine home runs and 57 RBIs to go along with 24 stolen bases as a sophomore

3 KADE EUDY • RHP • 6-1 • 195 • SO • CROSBY, TEXAS

- **2025 Honorable Mention All-Big 12 and Big 12 All-Freshman Team**
- First freshman since Marcelo Perez in 2019 to lead the team in saves (6)
- Racked up over 200 strikeouts in high school career
- Made the 15U PG South World Series all-tournament team

4 CJ MASCARO • OF • 6-0 • 215 • FR • SARATOGA SPRINGS, UTAH

- Helped lead the high school team to a pair of state titles
- Earned the Deseret News Mr. Baseball honor following senior campaign
- Was the 6A State MVP as a senior
- Selected as the Utah Valley Player of the Year

5 LUCAS FRANCO • INF • 6-3 • 190 • FR • KATY, TEXAS

- **2026 Preseason Big 12 Freshman of the Year**
- First career hit was a home run at Globe Life Field
- Attended the 2025 MLB Draft Combine
- Ranked in the top 75 prospects among various publications leading up to the 2025 MLB Draft
- Invited to USA Baseball's 15U National Team Training Camp in 2022

6 NOAH FRANCO • LHP/UT • 6-3 • 230 • SO • DOWNEY, CALIF.

- **Big 12 Pitcher of the Week (Feb. 16, 2026)**
- **2026 Preseason All-American (Baseball America, Perfect Game, NCBWA)**
- **2026 Baseball America Player of the Year Watch List**
- **2026 Preseason All-Big 12 Team**
- **Ranked by Perfect Game as the No. 5 sophomore in college baseball**
- **Ranked as the No. 26 outfielder in baseball by D1Baseball.com**
- **2025 Big 12 Freshman of the Year, 1st-team All-Big 12 & Big 12 All-Freshman Team**
- Two-time member of the 18U USA Baseball National Team (2022, 2023)
- Moved to IMG Academy in Florida from California at age 14

7 COLE CRAMER • INF • 6-1 • 190 • GR • ARLINGTON, WASH.

- **Ranked as the No. 34 second baseman in baseball by D1Baseball.com**
- **2025 Big 12 All-Tournament Team**
- **Big 12 Newcomer of the Week (Feb. 18, 2025)**
- Spent 2024 season at Washington State and earned 2024 Pac-12 All-Conference accolades
- Played two seasons at Linn-Benton Community College in Oregon

8 LANE HUTCHINSON • INF • 6-1 • 205 • GR • SLAUGHTER, LA.

- **Three time South Central All-Region accolades**
- **Three time Lone Star All-Conference performer**
- Played at Angelo State (2025) and two years at UT Tyler (2023-24)
- Career .368 hitter with 21 home runs and 159 RBIs at the D2 level

9 TREVOR BAUMLER • RHP • 6-3 • 210 • SO • URBAN DALE, IOWA

- **2025 All-Cape Cod League playing for Falmouth**
- Ranked as the No. 3 overall player in the state of Iowa by Perfect Game
- Named the 2022-23 Gatorade Iowa Baseball Player of the Year
- Helped lead high school bowling squad to first-ever state appearance

10 SAWYER STROSNIDER • OF • 6-2 • 205 • SO • BROCK, TEXAS

- **2026 Unanimous Preseason All-American**
- **2026 Golden Spikes Award Watch List**
- **2026 Baseball American Player of the Year Watch List**
- **2026 Big 12 Preseason Player of the Year**
- **2026 Preseason All-Big 12 Team**
- **2025 National Freshman of the Year (PG, NCBWA)**
- **2025 Big 12 Freshman of the Year & 1st-team All-Big 12 Conference**
- **Set school single-season record with 10 triples in 2025**
- Attended the 2024 MLB Draft Combine

11 COLTON GRIFFIN • UT • 5-10 • 190 • JR • SPRING, TEXAS

- Has started games at five different positions in college (2B, 3B, SS, CF, LF)
- Spent 2024 season at Stephen F. Austin
- Was the Lumberjacks leading hitter with a .303 average
- Has been successful in 27-of-33 stolen base attempts

12 KYUSS GARGETT • INF • 5-10 • 190 • JR • ANDERSON, IND.

- Played last two seasons at Kentucky
- Was a career .243 hitter with seven extra base hits and 18 RBIs at Kentucky
- Made starts at three different positions (3B, SS, RF)
- Standout competitive powerlifter holding various world & national records from 8 to 13 years old

13 COLE EATON • OF/RHP • 6-0 • 180 • RSO • ELKHORN, NEB.

- Made a team-high 30 appearances off the bench in first season on campus
- Spent true freshman season at Tennessee (2024)
- Ranked by Perfect Game as the No. 2 in the state of Nebraska
- Earned Omaha World Herald 1st-team All-Nebraska & 1st-team Class A all-state honors as a senior

15 CHASE BRUNSON • OF • 6-3 • 210 • JR • SAN CLEMENTE, CALIF.

- **2026 Preseason All-American (Baseball America, NCBWA)**
- **2026 Preseason All-Big 12 Team**
- **Ranked as the No. 25 outfielder in baseball by D1Baseball.com**
- Homered in his first two collegiate games
- Drafted in the 18th round of the 2023 MLB First-Year Player Draft by the Toronto Blue Jays

16 NOLAN TRAEGER • C • 6-0 • 215 • SO • SPRING, TEXAS

- **2025 2nd-team Perfect Game Freshman All-American**
- **2025 2nd-team All-Big 12 Conference & Big 12 All-Freshman Team**
- **2025 USA Baseball Collegiate National Team Invite**
- First career hit was a home run at San Diego (Feb. 15, 2025)
- Two-time USA Baseball National Team participant (2021 15U; 2023 18U)

17 ROB LIDDINGTON • UT • 6-3 • 190 • GR • PHOENIX, ARIZ.

- **Ranked as the No. 14 first baseman in baseball by D1Baseball.com**
- **2025 1st-team All-Southland Conference**
- Spent previous two seasons at Incarnate Word (2024-25)
- Career started with two years at Paradise Valley Community College (2022-23)

18 ZACK JAMES • RHP • 6-3 • 195 • SO • FLOWER MOUND, TEXAS

- **Big 12 Pitcher of the Week (April 6, 2026)**
- First career appearance was a start at San Diego
- Earned first-team all-district accolades as a senior
- Was the winning pitcher in the 2023 Texas 6A State Championship game
- Selected as the 2022 District Newcomer Of The Year

20 JACK ARTHUR • OF • 6-1 • 200 • GR • FLOWER MOUND, TEXAS

- Hit .500 (4-for-8) with a double, a triple, a home run and six RBIs as a pinch hitter in 2025
- Hit TCU's lone grand slam (at Baylor) in 2024
- Key component to Weatherford winning its first-ever JUCO World Series game in 2023
- Began his collegiate career at Texas where he redshirted in 2022

21 TYLER PHENOW • RHP • 6-6 • 210 • SO • CHAMPLIN, MINN.

- Has appeared in two collegiate games, both at Globe Life Field
- Ranked as the No. 8 overall prospect in the state of Minnesota by Perfect Game
- Posted a 1.21 ERA with 132 strikeouts over 92 1/3 innings of work in high school
- Graduated with the highest of honors

22 LOUIS RODRIGUEZ • RHP • 6-1 • 200 • SR • LONG BEACH, CALIF.

- **Will miss the entire 2026 after suffering an injury in the fall**
- **Official title this season is Director of Bullpen Operations**
- Earned Big 12 Co-Newcomer of the Week (March 6, 2023)
- 2023 Honorable Mention All-Big 12
- USA Baseball National Team participant (12U, 15U, 18U)

23 MASON BRASSFIELD • LHP • 6-4 • 215 • SO • BAKERSFIELD, CALIF.

- **2026 Preseason All-American (NCBWA)**
- **Ranked by Perfect Game as the No. 19 sophomore in college baseball**
- **2025 Honorable Mention All-Big 12 & Big 12 All-Freshman Team**
- Attended the 2024 MLB Draft Combine
- Member of the 2022 USA Baseball 18U National Team

24 TANNER SAGOUSPE • RHP • 6-0 • 200 • SR • MADERA, CALIF.

- **2024 Honorable Mention All-Big West**
- Played four years at Cal Poly (2022-25)
- Served as both a hitter and a pitcher over the course of his career
- Made 62 career appearances on the mound, including 53 over his final two seasons at Cal Poly

25 NOLAN JOHNSON • LHP • 6-1 • 190 • SR • LAKEVILLE, MINN.

- **2025 Summit League Pitcher of the Year & 1st-team All-Summit League**
- Played three years at North Dakota State (2023-25)
- First-ever player at North Dakota State to earn Summit League Pitcher of the Year
- Career-high 79 strikeouts as a junior led the Summit League and ranked 7th all-time at NDSU

26 AIDEN BARRIENTES • RHP • 6-1 • 195 • FR • KATY, TEXAS

- Participated in the 2025 MLB Draft Combine
- Ranked as the No. 16 prospect in the state of Texas by Perfect Game
- Holds the school single-season record with 129 strikeouts
- High school teammates with fellow Horned Frog Cade Nelson

27 BRADY DALLIMORE • C/1B • 6-4 • 240 • FR • LAS VEGAS, NEV.

- Father, Brian, played in the Big Leagues for the San Francisco Giants (2004-05)
- Grandfather, Fred Dallimore, was the head coach at UNLV for 23 seasons (1974-96) and won 794 games as its head coach.
- Ranked No. 194 on Baseball America's Top 500 prospects for the 2025 MLB Draft
- Prep Baseball's National Player of the Month in March of his senior campaign

2026 TCU BASEBALL

2026 BROADCAST NOTES

28 COLIN BLANCHARD • C • 6-1 • 200 • SR • LADERA RANCH, CALIF.

- Spent the past three seasons at Washington (2023-25)
- Made 84 appearances with the Huskies
- All 55 career starts came as the catcher
- Participated in the USA Baseball's 16U National Team Identifications Series

33 KADE DURBIN • RHP • 6-3 • 225 • RFR • LINN CREEK, MO.

- Redshirted his first season on campus
- Spent his summer in the Northwood League pitching for the Madison Mallards
- Was the 10th ranked prospect in the state of Missouri and the No. 3 right-handed pitcher by Perfect Game
- Named the 2023 Missouri High School Baseball Coaches Association Player of the Year

34 CADE NELSON • RHP • 6-6 • 205 • FR • KATY, TEXAS

- Ranked by Perfect Game as the No. 33 top prospect in the state of Texas
- Helped lead his squad to a district title as a senior
- Earned first-team all-district honors as a junior
- Teammates with fellow Horned Frog Aiden Barrientes

35 ETHAN THOMAS • RHP • 6-5 • 255 • SO • ALAMEDA, CALIF.

- Spent previous two seasons at Hawai'i, redshirting his first season (2023)
- Made 18 appearances out of the bullpen in 2025
- Posted a 3.60 ERA to go along with a 1-1 record and three saves
- Earned first-team all-conference accolades in high school

41 ULI FERNSLER • LHP • 6-4 • 220 • FR • NOVI, MICH.

- **2026 Baseball American Freshman of the Year Watch List**
- Earned Michigan Gatorade Player of the Year honors as a senior
- Selected as the Detroit Free Press Prep Athlete of the Year in 2025
- Tabbed a first-team high school All-American by Baseball America as a senior

45 LANCE DAVIS • RHP • 6-4 • 215 • RFR • JONESBORO, ARK.

- **Big 12 Pitcher and Co-Newcomer of the Week (March 23, 2026)**
- **2025 First-Year SEC Academica Honor Roll**
- Redshirted in his only season at Arkansas (2025)
- Rated the No. 2 overall prospect and the No. 1 right-handed pitcher in Arkansas by Perfect Game
- Set Arkansas high school ERA record with a 0.14 as a senior

48 NATE STERN • RHP • 6-4 • 215 • SO • LOS ANGELES, CALIF.

- Posted a team-low 1.35 ERA with 29 strikeouts in 20 innings of work in first season on campus
- Led the Mission League with 62 strikeouts as a senior
- Two-time California All-Region team honoree
- Participated in a rock-climbing contest in the summer of 2024

49 TOMMY LAPOUR • RHP • 6-4 • 250 • JR • BLUE SPRINGS, MO.

- **2026 Preseason All-American (D1Baseball, Perfect Game, NCBWA)**
- **2026 Golden Spikes Award Watch List**
- **2026 Baseball America Pitcher of the Year Watch List**
- **2026 Preseason Big 12 Pitcher of the Year**
- **2026 Preseason All-Big 12 Team**
- **2025 1st-team All-Big 12 Conference**
- **NCBWA National Pitcher of the Month (April, 2025)**
- **Big 12 Pitcher of the Week (April 21, 2025)**
- Spent freshman campaign at Wichita State (2024)
- 2024 American Athletic Conference Newcomer of the Year & 2nd-team All-Conference
- Mother, Jane, and sisters, Hannah and Aubrey, played collegiate volleyball

55 WALTER QUINN • RHP • 6-4 • 220 • SR • SIMI VALLEY, CALIF.

- **2025 Second-team All-WAC**
- **2025 CSC Academic All-District**
- Played previous three seasons at Grand Canyon (2023-25)
- Was a member of the Grand Canyon Club baseball team his freshman season
- Left Grand Canyon in 10th place all-time with 12 career saves
- Came back to school despite having a job offer at an accounting firm in California
- Married his wife, Rachel, in the summer of 2025

TCU RECORD WHEN...

	All
All Opponents	33-20
at Home	23-5
on the Road	8-13
at Neutral Sites	2-2
Ranked Teams	3-2
Left-handed starter	8-5
Right-handed starter	25-15
Day Games	18-8
Night Games	15-12
TCU has 10+ hits	17-5
TCU has 15+ hits	4-0
Out-hit opponents	26-2
Out-hit by opponents	5-17
Equal number of hits	2-1
Opponent has < 10 hits	24-10
Opponent has > 10 hits	7-12
Horned Frogs hits HR	23-14
Horned Frogs hits multiple HR	9-6
Horned Frog doesn't hit HR	11-6
Horned Frogs steal a base	24-10
Horned Frogs steal multiple bases	11-3
Horned Frog don't steal a base	9-10
TCU scores 0-5 runs	13-14
TCU scores 6-9 runs	7-4
TCU scores 10+ runs	13-2
Opponent scores 0-5 runs	27-6
Opponent scores 6-9 runs	6-5
Opponent scores 10+ runs	0-9
TCU starters pitch 5+ innings	16-6
TCU starters pitch < 5 innings	17-14
TCU staff posts 10+ Ks	11-7
TCU commits no errors	17-6
TCU commits 1-2 errors	14-12
TCU commits 3+ errors	2-2
One-run games	10-5
Two-run games	4-1
Five+ run games	17-8
Extra innings	2-0
Scored first	19-9
Opponent scored first	14-11
Score in first inning	17-5
Opponent scored in first inning	10-8
Leading after six	24-5
Trailing after six	2-14
Tied after six	7-1
Leading after seven	17-2
Trailing after seven	3-14
Tied after seven	5-3
Leading after eight	22-0
Trailing after eight	1-14
Tied after eight	2-4
On Monday	1-0
On Tuesday	7-2
On Wednesday	1-0
On Thursday	0-1
On Friday	8-6
On Saturday	8-5
On Sunday	8-6
In February	5-5
In March	13-5
In April	11-5
In May	4-5
In June	0-0

2026 TCU BASEBALL

2026 QUICK FACTS

GENERAL INFORMATION

Location	Fort Worth, Texas
Enrollment	12,980
Founded	1873
Nickname	Horned Frogs
Colors	Purple & White
Conference	Big 12
Chancellor	Daniel Pullin
Dir. of Intercollegiate Athletics	Mike Buddie
Faculty Representative	Eric Simanek
Athletics Phone	(817) 257-5658
Ticket Office Phone	(817) 257-FROG (3764)

STADIUM INFORMATION

Name	Charlie and Marie Lupton Stadium at Williams-Reilly Field
Capacity	4,500
First Season	2003
All-Time Record	535-183
Playing Surface	Natural Grass
Dimensions	330 Lines; 375 LC, 370 RC, 395 CF

COACHING STAFF

Head Coach	Kirk Saarloos
Alma Mater	Cal State Fullerton, 2001
Career Record/Years	187-107/5th Year
E-mail	k.saarloos@tcu.edu
Associate Head Coach	Bill Mosiello
E-mail	b.mosiello@tcu.edu
Assistant Coach	John DiLaura
E-mail	j.dilaura@tcu.edu
Assistant Coach	Dave Lawn
E-mail	d.lawn@tcu.edu
Asst. AD of Baseball Ops.	Meredith Montgomery
E-mail	m.m.montgomery@tcu.edu
Director of Baseball Ops.	Cooper Sholder
E-mail	cooper.sholder@tcu.edu
Athletic Trainer	Danny Wheat
E-mail	j.wheat@tcu.edu
Equipment	Brad Andrews
E-mail	bj.andrews@tcu.edu

TEAM INFORMATION

2025 Overall Record	39-20
2025 Big 12 Record/Finish	19-11 (3rd)
2025 Big 12 Tournament	2-1
2025 Postseason	NCAA Regionals
Final Ranking	N/A
Letterwinners Returning/Lost	18/17
Position Starters Returning/Lost	6/3
Pitchers Returning/Lost	9/10
Newcomers	15
4-Year Transfers	9

MEDIA RELATIONS

Baseball Contact	Brandie Davidson
Direct Line	(817) 257-7479
Cell Phone	(817) 343-2050
E-mail	b.l.davidson@tcu.edu
Mailing Address	TCU Box 297600 Fort Worth, Texas 76129
Website	www.gofrogs.com

LUPTON STADIUM



ATTENDANCE MARKS

TOP 10 CROWDS

1.	6/10/23	Indiana State	6-4	W	8,894
2.	6/9/23	Indiana State	4-1	W	8,812
3.	6/7/15	Texas A&M	1-2 (10)	L	7,383
4.	6/8/15	Texas A&M	5-4 (16)	W	7,294
5.	6/6/15	Texas A&M	13-4	W	7,199
6.	4/30/16	Texas Tech	13-6	W	6,451
7.	4/28/18	Texas Tech	0-6	L	6,302
8.	4/15/22	Texas Tech	4-3	W	6,280
9.	2/18/11	Kansas	8-2	W	6,099
10.	2/17/12	Ole Miss	4-7	L	5,912

TOP 5 SERIES CROWDS

1.	6/6-8/15	Texas A&M	21,876
2.	6/9-10/23	Indiana State	17,806
3.	4/14-16/22	Texas Tech	17,461
4.	4/27-29/18	Texas Tech	17,269
5.	4/29-5/1/16	Texas Tech	16,814

YEAR BY YEAR ATTENDANCE

Year	Dates	Att.	Avg.	Record
2003	28	38,581	1,377	21-9
2004	28	34,657	1,237	20-9
2005	30	46,848	1,561	24-6
2006	27	40,158	1,487	18-9
2007	29	51,373	1,712	27-3
2008	34	64,049	1,883	28-8
2009	32	69,290	2,165	23-9
2010	29	90,687	3,127	26-4
2011	36	149,334	4,148	24-12
2012	32	131,610	4,112	23-9
2013	30	107,117	3,570	16-14
2014	34	121,957	3,586	27-8
2015	36	147,335	4,092	33-4
2016	31	132,796	4,283	24-7
2017	32	153,139	4,785	28-4
2018	31	137,086	4,422	22-9
2019	27	118,221	4,378	16-11
2020	9	34,496	3,832	8-1
2021	28	72,750	2,598	20-8
2022	25	102,774	4,111	19-7
2023	33	141,632	4,291	22-11
2024	29	124,096	4,279	21-8
2025	28	118,674	4,238	22-7
2026	26	103,240	3,970	23-5
Totals	704	2,319,861	3,295	535-183

2026 TCU BASEBALL

FROGS IN THE POLLS

Week	PG	BA	USA	D1	NCBWA
Preseason	11	9	10	10	9
Feb. 16	11	8	-	7	10
Feb. 23	-	13	25	18	23
March 2	-	13	21	17	20
March 9	-	14	23	17	21
March 16	-	-	-	-	RV
March 23	-	-	-	-	RV
March 30	-	-	-	-	RV
April 6	-	-	-	-	RV
April 13	-	-	-	-	RV
April 20	-	-	-	-	RV
April 27	-	-	-	-	RV
May 4	-	-	-	-	RV
May 11	-	-	-	-	RV
May 18	-	-	-	-	RV
May 25	-	-	-	-	RV

TRACKING THE OPPONENTS

School	Last Week	2026
Abilene Christian	0-3	25-29
Arizona	1-2	19-34
Arizona State	2-1	36-18
Arkansas	1-2	36-19
Baylor	2-1	28-26
Dallas Baptist	2-1	31-24
Kansas	2-1	39-16
Kansas State	1-2	28-26
Lamar	4-1	32-25
Loyola Marymount	0-3	12-44
New Haven	2-2	13-33
New Mexico State	1-3	20-34
Oklahoma	1-2	32-20
Oklahoma State	3-1	36-19
Tarleton State	1-2	34-19
Texas Tech	1-2	27-27
Tulane	0-3	25-31
UCF	2-1	31-20
UCLA	2-1	48-6
UT Arlington	1-2	19-30
Utah	2-2	26-24
Vanderbilt	3-0	32-24
West Virginia	2-1	37-13

FROG HOPS

- With four regular season crowns and four tournament trophies, TCU's eight Big 12 championships are the most of any program in the league since TCU joined in 2013.
- The eight total championships are the second most in league history.
- TCU was ranked in the preseason for the 17th straight season.
- Bill Mosiello put together a 60-51 record as the head coach at Ohio State (2023-24).
TCU's 34 athletes hail from 14 states spanning the continental USA.
- Assistant coach Dave Lawn announced the 2026 season will be his last. His coaching career began in 1989 at Nevada.
- Lawn's coaching career spans 38 years, 32 of which were at the D1 level: Nevada (1989-90, 2014-15), Cal (1991-00), USC (2001-07), Arizona (2016-22) and TCU (2023-present).
- Four Horned Frogs (Lucas Franco, Noah Franco, Kyuss Gargett and Sawyer Strosnider) homered for their first hit of the season.
- Brady Dallimore hit TCU's first walk-off home run since Anthony Silva vs. Cincinnati May 10, 2023.

IN THE GROOVE

Lance Davis had a rocky start to his role in the starting rotation after missing more than a year with an injury.

In his first five starts, Davis had an 8.68 ERA, allowing 18 earned runs in 18 2/3 innings of work. In the nine starts since he has posted a 2.23 ERA, allowing just 15 earned runs in 60 2/3 innings of work.

His last seven starts have seen him pitch the Frogs through six innings. Six times he has pitched into the seventh. He has six quality starts during that stretch and owns a 1.91 ERA with 35 strikeouts in 51 2/3 innings of work.

He entered some impressive air with a complete game shutout on Friday. It was TCU's first complete-game shutout since Payton Tolle at Oklahoma State in 2024. He is the first pitcher since Charles King in 2019 to have two complete games in a season and he is the first pitcher to have back-to-back complete games since Preston Morrison in 2014.

FREE PASSES GALORE

A big part of TCU's turnaround since an early season five-game losing streak is its patience at the plate. The Frogs have drawn 243 walks and have been hit by a pitch 66 times over the last 46 (31-15) games.

Thirteen times this season the Frogs have drawn more walks than they have struck out.

On the season, TCU ranks third the Big 12 and is tied for 41st nationally with 282 walks.

AT A PREMIUM

Since a tough weekend at Oklahoma State that saw the Frogs post a three-game ERA of 9.62, the pitching staff has dialed back in. Over the last six games, the staff has two shutouts and a 2.08 ERA.

A STEADY CLIMB

Nolan Traeger found himself hitting just .203 through his first 19 games of the season. Since then, it has been a steady increase of offense as he's raised his average 89 points to .292 over the last 26 games.

He leads the team with a .356 (32-for-90) average over that stretch with six doubles, four home runs and 14 RBIs. He has a hit in 22 of those contests and has reached safely in 23.

COMEBACK KIDS

TCU has 19 come-from-behind win over the season. Eleven of those wins have featured rallies from multi-run deficits.

TCU has nine wins when tied (7) or trailing (2) after six innings. The Frogs have eight wins when tied (5) or trailing (3) after seven.

THE RIGHT SPOT

Cole Cramer shifted from his lead-off spot in the starting lineup to the two hole 30 games ago and that has ignited the bat.

Cramer is hitting .312 (44-for-141) with five doubles and three home runs with 23 RBIs. He has recorded a hit in 24 of those contests and reached safely in 25.

TURNING TWO

TCU is one of the best teams at turning double plays in the NCAA this season. The Frogs have added three double plays against West Virginia bringing their season total to 48, a mark that is tied for 13th in the country. The Frogs rank third in the Big 12.

WINS UPON WINS UPON WINS

Since Saarloos arrived on campus, TCU has produced 533 wins and owns a .660 winning percentage. The 533 wins are 13th nationally and are the third-most in the state of Texas. TCU has been victorious in 116 of 178 series played and tallied 58 series sweeps.

SPEED FACTOR

TCU continues to be one of the most prolific base-stealing teams in the nation. The Frogs have stolen 100 or more bases in three of the last five seasons. Since 2015, TCU has ranked in the top 10 nationally in stolen bases four times.

It's not just raw numbers that are impressive, the Horned Frogs have produced a high success rate, converting on 80% of their attempts over the last eight years (1228-of-1541). No base is safe with the Frogs around. Over the last 11 seasons, TCU is 219-of-265 (83%) in stealing third.

STINGY STAFF

The Frogs' 3.73 ERA since 2013 is fifth nationally. TCU led the nation with a 2.22 ERA in 2014 and ranked second in 2015 with a 2.45 ERA. The TCU pitching staff has produced four of the top 10 lowest ERAs in program history. Additionally, the TCU pitching staff is tied for the seventh-most shutouts (71) nationally over the last 14 years.

TCU has limited opponents to two or fewer runs 288 times in the 811 games played since Saarloos' arrival on campus. The staff has surrendered 5+ runs just 328 times in those contests.

K-ZONE

Over the last 13+ seasons, TCU pitchers have struck out batters at a high rate. In 811 games, they have tallied double-digit strikeouts 340 times. TCU set a school record with 36 double-digit strikeout games in 2024. TCU has 18 such contests this season.

A SEASON TO REMEMBER

Sawyer Strosnider put together a season for the ages in his debut campaign, posting the first quadruple-double in the NCAA since Utah Valley's Chris Benson accomplished the feat in the 2010 season. He totaled 13 doubles, 10 triples (a school record), 11 home runs and 10 stolen bases.

Strosnider is the 11th player since 1990 to accomplish the feat. Notable players to have done it are Jay Patton (1993, Georgia Tech), Todd Walker (1993, LSU), Nomar Garciaparra (1994, Georgia Tech), Bubba Crosby (1997, Rice), Chris Burke (2001, Tennessee) and Rickie Weeks (2001 and 2002, Southern).

EXTRA, EXTRA

TCU has played 52 extra inning games since Kirk Saarloos arrived in 2013 and holds a 32-20 mark in those games. TCU is 13-3 in extra inning games with Saarloos as the head coach. TCU is 2-0 this year.

Tuesday's 10-inning win over Dallas Baptist was TCU's second extra-inning tilt in 2026. TCU also played 13-innings, the most since a 14-inning affair against Texas Tech in 2019, earlier this year against Texas Tech.

The Frogs' longest extra inning game was 22 innings in the 2014 NCAA Regional against Sam Houston State.

2026 TCU BASEBALL

2026 BIG 12 STANDINGS (May 17)

Team	Big 12 Games			Overall		
	W-L	Pct.	GB	W-L	Pct.	Streak
Kansas	22-8	.733	-	39-16	.709	L1
West Virginia	21-9	.700	1.0	37-13	.740	W1
Arizona State	19-11	.633	3.0	36-18	.667	W1
UCF	19-11	.633	3.0	31-20	.608	W1
Oklahoma State	18-12	.600	4.0	36-19	.655	W2
Cincinnati	17-13	.567	5.0	37-19	.661	W1
TCU	17-13	.567	5.0	33-20	.623	L1
Baylor	14-16	.467	8.0	28-26	.519	W2
BYU	14-16	.467	8.0	27-27	.500	W1
Utah	12-18	.400	10.0	26-24	.520	L2
Kansas State	11-19	.367	11.0	28-26	.519	L1
Texas Tech	10-20	.333	12.0	27-27	.500	L1
Arizona	9-21	.300	13.0	19-34	.358	L2
Houston	7-23	.233	13.0	24-31	.436	L1

THIS WEEK'S GAMES

TUESDAY, MAY 19

Game 1 - No. 12 Texas Tech vs. No. 9 BYU
Game 2 - No. 11 Kansas State vs. No. 10 Utah

WEDNESDAY, MAY 20

Game 3 - Game 1 winner vs. No. 8 Baylor
Game 4 - Game 2 winner vs. No. 7 TCU

THURSDAY, MAY 21

Game 5 - No. 5 Oklahoma State vs. No. 4 UCF
Game 6 - No. 1 Kansas vs. Game 3 winner
Game 7 - No. 2 West Virginia vs. Game 4 Winner
Game 8 - No. 3 Arizona State vs. No. 6 Cincinnati

FRIDAY, MAY 22

Game 9 - Game 5 Winner vs. Game 6 Winner
Game 10 - Game 7 Winner vs. Game 8 Winner

SATURDAY, MAY 23

Game 11 - Championship Game

2026 Statistical Comparisons

TCU	Hitting	Big 12
.274	Batting Avg	.268
473	Hits	275
367	Runs Scored	176
6.9	Runs Per Game	5.9
81	Doubles	47
10	Triples	4
68	Home Runs	44
.450	Slugging Pct	.451
435	Strikeouts	263
282	Walks	120
.392	On-base Pct	.360
72-90	Stolen Bases	31-41
65	Hit-By-Pitch	31

TCU	Pitching	Big 12
5.18	ERA	4.95
426	Strikeouts	229
220	Walks	122
.273	Opp. BA	.276
58	Hit-By-Pitch	24

TCU	Fielding	Big 12
.975	Fielding Pct	.981
47	Errors	20
455	Assists	271

Leaders

Cole Cramer (.313)
Chase Brunson (51)
Sawyer Strosnider (13)
Chase Brunson (13)
Tanner Sagouspe (2.51)
Mason Brassfield (65)
Tanner Sagouspe (5)

BA
RBI
HR
SB
ERA
Ks
Saves

Leaders

Nolan Traeger (.302)
Chase Brunson (26)
Chase Brunson (7)
Three with(5)
Tanner Sagouspe (2.60)
Mason Brassfield (41)
Tanner Sagouspe (5)

2026 BIG 12 PRESEASON POLL

	SCHOOL (1st Place Votes)	POINTS
1.	TCU Horned Frogs (13)	169
2.	Arizona Wildcats (1)	157
3.	West Virginia Mountaineers	137
4.	Arizona State Sun Devils	128
T-5.	Kansas Jayhawks	112
T-5.	Oklahoma State Cowboys (9)	112
7.	Kansas State Wildcats	87
8.	Cincinnati Bearcats	85
9.	Texas Tech Red Raiders	78
10.	UCF Knights	66
11.	Baylor Bears	54
12.	Houston Cougars	42
13.	BYU Cougars	29
14.	Utah Utes	18

2026 TCU BASEBALL

STARTING LINEUPS

1. Griffin (23); Cramer (21); Arthur (6); Gargett (1); Liddington (1)
2. Cramer (30); Strosnider (23)
3. Strosnider (27); Brunson (24); Cramer (1); Traeger (1)
4. Brunson (27); Traeger (18); L. Franco (4); N. Franco (2); Gargett (1); Dallimore (1)
5. N. Franco (18); Gargett (12); Liddington (10); Traeger (9); Arthur (2); Bell (1); Gamster (1)
6. Dallimore (18); Liddington (8); Bell (6); Traeger (6); Griffin (5); L. Franco (4); Gargett (2); Gamster (2); Arthur (1); N. Franco (1)
7. Bell (15); Dallimore (14); L. Franco (11); Arthur (4); Liddington (3); Trager (3); N. Franco (2); Gargett (1)
8. Bell (15); Liddington (13); Gamster (10); Traeger (6); L. Franco (4); Gargett (4); Arthur (1)
9. L. Franco (12); Griffin (11); Gamster (10); Bell (9); Arthur (4); Gargett (3); Liddington (3); Eaton (1)

INNING RUNS

Inn.	1	2	3	4	5	6	7	8	9	Ex.	Tot
TCU	34	54	39	55	66	43	21	37	15	3	367
Opp.	41	39	41	28	24	30	30	28	26	1	288

HOME RUN BREAKDOWN

At Home	35	1st Inning	4
On the road	29	2nd Inning	13
Neutral	4	3rd Inning	11
vs. RHP	53	4th Inning	7
vs. LHP	15	5th Inning	9
vs. Big 12	44	6th Inning	10
vs. Non-conf	24	7th Inning	4
Day	34	8th Inning	7
Night	34	9th Inning	4
With 0 outs	32	Extra	0
With 1 out	25	Count	
With 2 outs	11	0-0	12
Freshmen	11	0-1	13
Sophomore	20	0-2	2
Junior	26	1-0	4
Senior	11	1-1	10
Lead-off	19	1-2	6
Solo HR	41	2-0	1
Two-run HR	17	2-1	5
Three-run HR	6	2-2	6
Grand Slam	4	3-0	0
		3-1	4
		3-2	6

STARTING LINEUPS BY GAME

Date	Opp.	C	1B	2B	3B	SS	LF	CF	RF	DH
2/13	Vandy	Traeger	Liddington	Cramer	Bell	L. Franco	N. Franco	Strosnider	Brunson	Dallimore
2/14	Ark	Dallimore	Liddington	Cramer	Gargett	L. Franco	Arthur	Brunson	Strosnider	N. Franco
2/15	OU	Traeger	Liddington	Cramer	Bell	L. Franco	Eaton	Strosnider	Brunson	Arthur
2/17	UTA	Traeger	Liddington	Cramer	Gargett	L. Franco	Arthur	Brunson	Strosnider	Gamster
2/20	UCLA	Traeger	Liddington	Cramer	Gargett	L. Franco	Griffin	Strosnider	Brunson	Dallimore
2/21	UCLA	Traeger	Liddington	Cramer	Bell	L. Franco	Griffin	Brunson	Strosnider	Dallimore
2/22	UCLA	Traeger	Liddington	Cramer	Bell	L. Franco	Griffin	Brunson	Strosnider	Arthur
2/23	LMU	Dallimore	Liddington	Cramer	Bell	L. Franco	Griffin	Brunson	Strosnider	Traeger
2/27	NH	Traeger	Liddington	Cramer	Bell	L. Franco	Griffin	Brunson	Strosnider	Gargett
2/28	NH	Dallimore	Liddington	Cramer	Bell	L. Franco	Arthur	Strosnider	Brunson	Traeger
3/1	NH	Traeger	Liddington	Gargett	Bell	Gamster	Griffin	Brunson	Strosnider	Cramer
3/3	ACU	Dallimore	Cramer	Gargett	Gamster	L. Franco	Griffin	Strosnider	Brunson	Traeger
3/6	Tulane	Traeger	Liddington	Cramer	Bell	L. Franco	Griffin	Brunson	Strosnider	Gargett
3/7	Tulane	Traeger	Liddington	Cramer	Bell	L. Franco	Griffin	Strosnider	Brunson	Gargett
3/8	Tulane	Dallimore	Liddington	Cramer	Gargett	Gamster	Arthur	Brunson	Strosnider	Traeger
3/10	KU	Traeger	Liddington	Cramer	Bell	L. Franco	Griffin	Strosnider	Brunson	Gargett
3/13	ASU	Dallimore	Liddington	Cramer	Gargett	Gamster	Arthur	Brunson	Strosnider	Traeger
3/14	ASU	Dallimore	Liddington	Cramer	Bell	L. Franco	Griffin	Strosnider	Arthur	Gargett
3/15	ASU	Traeger	Liddington	Cramer	Bell	L. Franco	Griffin	Strosnider	Brunson	Gargett
3/17	NMSU	Traeger	Liddington	Cramer	Bell	L. Franco	Griffin	Strosnider	Brunson	Gargett
3/20	UCF	Traeger	Liddington	Cramer	Bell	L. Franco	Griffin	Brunson	Strosnider	Gargett
3/21	UCF	Traeger	Liddington	Cramer	Bell	L. Franco	Griffin	Strosnider	Brunson	Gargett
3/22	UCF	Traeger	Liddington	Cramer	Bell	L. Franco	Griffin	Brunson	Strosnider	Gargett
3/24	DBU	Dallimore	Cramer	Bell	Gamster	L. Franco	Griffin	Strosnider	Brunson	Traeger
3/27	TTU	Dallimore	Cramer	Bell	Gamster	L. Franco	Griffin	Brunson	Strosnider	N. Franco
3/28	TTU	Dallimore	Cramer	Bell	Gamster	L. Franco	Griffin	Strosnider	Brunson	N. Franco
3/29	TTU	Traeger	Cramer	Bell	Gamster	L. Franco	Griffin	Brunson	Strosnider	N. Franco
3/31	LU	Dallimore	Cramer	Bell	Gargett	L. Franco	Griffin	Brunson	Strosnider	N. Franco
4/3	KSU	Traeger	Cramer	Bell	Gargett	L. Franco	Griffin	Brunson	Strosnider	N. Franco
4/4	KSU	Dallimore	Cramer	Bell	Gargett	Gamster	Arthur	Brunson	Strosnider	N. Franco
4/5	KSU	Dallimore	Cramer	Bell	Gamster	L. Franco	Arthur	Brunson	Strosnider	N. Franco
4/7	ACU	Traeger	Liddington	Cramer	Bell	L. Franco	Griffin	Strosnider	Brunson	N. Franco
4/10	UA	Traeger	Dallimore	Cramer	Gargett	Bell	Griffin	Brunson	Strosnider	N. Franco
4/11	UA	Traeger	Dallimore	Cramer	Bell	L. Franco	Griffin	Brunson	Strosnider	N. Franco
4/11	UA	Dallimore	Liddington	Cramer	Gargett	Bell	Arthur	Brunson	Strosnider	N. Franco
4/14	TSU	Traeger	Dallimore	Cramer	Bell	L. Franco	Griffin	Strosnider	Brunson	N. Franco
4/17	BU	Traeger	Dallimore	Cramer	Bell	L. Franco	Griffin	Brunson	Strosnider	N. Franco
4/19	BU	Traeger	Dallimore	Cramer	Bell	L. Franco	Griffin	Brunson	Strosnider	N. Franco
4/19	BU	Dallimore	Liddington	Cramer	Bell	Gamster	Arthur	Brunson	Strosnider	N. Franco
4/21	DBU	Traeger	Liddington	Cramer	Bell	Gamster	Griffin	Strosnider	Brunson	N. Franco
4/24	UH	Traeger	Liddington	Cramer	Bell	L. Franco	Griffin	Brunson	Strosnider	N. Franco
4/25	UH	Dallimore	Liddington	Cramer	Bell	Gamster	Griffin	Brunson	Strosnider	Traeger
4/26	UH	Traeger	Liddington	Cramer	Bell	Gamster	Griffin	Brunson	Strosnider	Dallimore
4/29	UTA	Dallimore	Liddington	Cramer	Bell	L. Franco	Arthur	Brunson	Strosnider	N. Franco
5/1	OSU	Traeger	Liddington	Cramer	Bell	Gamster	Arthur	Brunson	Strosnider	Dallimore
5/2	OSU	Traeger	Dallimore	Cramer	Bell	L. Franco	Griffin	Brunson	Strosnider	N. Franco
5/3	OSU	Dallimore	Liddington	Cramer	Bell	Gamster	Arthur	Brunson	Strosnider	Traeger
5/8	UU	Traeger	Liddington	Cramer	Bell	Gamster	Griffin	Brunson	Strosnider	Dallimore
5/9	UU	Dallimore	Liddington	Cramer	Bell	Gamster	Griffin	Brunson	Strosnider	Traeger
5/10	UU	Traeger	Liddington	Cramer	Bell	Gamster	Griffin	Brunson	Strosnider	N. Franco
5/14	WVU	Traeger	Liddington	Cramer	Bell	Gamster	Griffin	Brunson	Arthur	Dallimore
5/15	WVU	Traeger	Dallimore	Cramer	Gargett	Gamster	Arthur	Griffin	Liddington	Brunson
5/16	WVU	Traeger	Cramer	Gargett	Bell	Gamster	Arthur	Griffin	Liddington	N. Franco

2026 TCU BASEBALL

CAREER MULTI-HIT GAMES

PLAYER	2023	2024	2025	2026	Career
Jack Arthur	3	2	4	9	
Jack Bell		7	10	17	
Colin Blanchard	8	2		10	
Chase Brunson	10	18	14	42	
Cole Cramer	19	20	18	57	
Brady Dallimore			10	10	
Cole Eaton				0	
Lucas Franco			7	7	
Noah Franco		20	5	25	
Preston Gamster			7	7	
Kyuss Gargett		7	4	11	
Colton Griffin		17	5	13	35
Lane Hutchinson	15	19	27	61	
Rob Liddington	4	24	8	36	
CJ Mascaro				0	
Sawyer Strosnider			23	11	34
Nolan Traeger			14	11	25

CAREER MULTI-RBI GAMES

PLAYER	2023	2024	2025	2026	Career
Jack Arthur	2	3	1	6	
Jack Bell		9	6	15	
Colin Blanchard	4	4	8		
Chase Brunson	7	14	16	37	
Cole Cramer	9	11	11	31	
Brady Dallimore			4	4	
Cole Eaton				0	
Lucas Franco			5	5	
Noah Franco		13	3	16	
Preston Gamster			5	5	
Kyuss Gargett		2	3	5	
Colton Griffin		5	3	5	13
Lane Hutchinson	9	10	23	42	
Rob Liddington	4	14	6	24	
CJ Mascaro				0	
Sawyer Strosnider			13	11	24
Nolan Traeger			4	8	12

STREAKS

PLAYER	HITTING	CAREER	ON-BASE	CAREER
Jack Arthur		11	2	13
Jack Bell	2	10	6	10
Colin Blanchard		5		7
Chase Brunson		18		43
Cole Cramer	1	9	1	20
Brady Dallimore		5		5
Cole Eaton		2		2
Lucas Franco		3		6
Noah Franco	2	10	3	10
Preston Gamster		3		7
Kyuss Gargett	2	5	2	9
Colton Griffin	2	5	2	16
Lane Hutchinson		10		29
Rob Liddington		8		10
CJ Mascaro				
Sawyer Strosnider	3	13	15	37
Nolan Traeger	1	14	9	19

GAMES STARTED

PLAYER	CAREER	CONSECUTIVE
Jack Arthur	39	3
Jack Bell	88	1
Colin Blanchard	55	
Chase Brunson	151	
Cole Cramer	164	118
Brady Dallimore	33	
Cole Eaton	1	
Lucas Franco	35	
Noah Franco	78	1
Preston Gamster	29	7
Kyuss Gargett	54	2
Colton Griffin	117	6
Lane Hutchinson	148	
Rob Liddington	107	15
CJ Mascaro		
Sawyer Strosnider	100	
Nolan Traeger	81	9

HITTING BREAKDOWN

PLAYER	MULTI-HIT GAMES					MULTI RBI	HR	HOME RUN BREAKDOWN					LAST HOME RUN	
	TOTAL	2	3	4	5+			TOTAL	HOME	AWAY	SOLO	2		3
Jack Arthur	4	4				1	3	1	2	3				5/3/26 at Oklahoma State
Jack Bell	10	6	3	1		6	6	4	2	2	2	3		4/16/26 vs. Houston
Colin Blanchard														4/4/25 vs. Purdue
Chase Brunson	14	13	1			16	10	4	6	3	4	2	1	5/3/26 at Oklahoma State
Cole Cramer	18	10	7	1		11	3	2	1	1	2			4/4/26 at Kansas State
Brady Dallimore	10	9	1			4	8	4	4	8				5/3/26 at Oklahoma State
Cole Eaton														
Lucas Franco	7	6		1		5	3	1	2	2			1	3/6/26 vs. Tulane
Noah Franco	5	5				3	4	2	2	3	1			5/14/26 at West Virginia
Preston Gamster	7	5	2			5	5	3	2	2	3			5/14/26 at West Virginia
Kyuss Gargett	4	3	1			3	3		3	2	1			5/15/26 at West Virginia
Colton Griffin	13	10	3			5	1	1		1				4/26/26 vs. Houston
Lane Hutchinson														5/15/25 vs. Lubbock Christ.
Rob Liddington	8	5	3			6	5	3	2	3	1		1	5/3/26 at Oklahoma State
CJ Mascaro														
Sawyer Strosnider	11	9	1	1		11	13	9	4	9	1	2	1	5/9/26 vs. Utah
Nolan Traeger	11	6	5			8	4	2	2	2	1	1		5/1/26 at Oklahoma State

HOME RUN BREAKDOWN

No.	Player	Date	Opponent	Pitcher	On	Inn.	Out	Count	Exit Velo	Dist.
1.	Sawyer Strosnider	2/13	Vanderbilt	Connor Fennell	0...	1	1	0-1	104.0	388
2.	Lucas Franco	2/13	Vanderbilt	Luke Guth	*0...	6	0	0-0	111.3	446
3.	Kyuss Gargett	2/17	UT Arlington	Jack Barr	0...	3	1	0-0	101.9	410
4.	Rob Liddington	2/17	UT Arlington	Merek Sears	*0...	5	0	3-1	106.0	393
5.	Chase Brunson	2/20	at UCLA	Logan Reddemann	*0...	4	0	2-2	106.0	390
6.	Sawyer Strosnider	2/21	at UCLA	Michael Barnett	0...	1	1	3-1	98.5	372
7.	Sawyer Strosnider	2/22	at UCLA	Ian May	*0...	5	0	0-1	109.1	397
8.	Lucas Franco	2/22	at UCLA	Justin Lee	0...	8	2	1-2	104.6	412
9.	Chase Brunson	2/27	New Haven	Kaleb Martinek	...	3	1	2-0	105.4	408
10.	Brady Dallimore	3/3	Abilene Christian	Evan Whiteaker	0...	9	1	0-0	105.6	359
11.	Lucas Franco	3/7	Tulane	Julius Ejiike-Charles	...3	7	2	1-1	101.0	369
12.	Rob Liddington	3/8	Tulane - 1	Jack Frankel	0...	4	1	3-1	111.5	378
13.	Sawyer Strosnider	3/8	Tulane - 1	Jack Frankel	0...	5	1	1-1	115.5	394
14.	Preston Gamster	3/8	Tulane - 2	Beau Sampson	...	2	0	0-0	100.9	380
15.	Chase Brunson	3/10	Kansas	Caleb Deer	...3	4	1	2-1	111.5	378
16.	Brady Dallimore	3/13	at Arizona State	Cole Carlon	*0...	3	0	1-1	109.0	370
17.	Jack Bell	3/14	at Arizona State	Ethan Buxton	*0...	8	0	2-2	102.5	399
18.	Sawyer Strosnider	3/17	New Mexico St.	Fabian Ibarra	...	5	0	0-1	107.2	374
19.	Sawyer Strosnider	3/17	New Mexico St.	Cooper Reese	...3	6	0	0-1	96.7	343
20.	Sawyer Strosnider	3/20	UCF	Kris Sosnowski	0...	6	1	1-1	103.6	350
21.	Sawyer Strosnider	3/22	UCF	Michael Gillen	0...	8	2	3-2	97.0	344
22.	Sawyer Strosnider	3/24	at DBU	Russ Smith	...	7	1	1-0	104.3	404
23.	Jack Bell	3/24	at DBU	JT Long	...	9	1	1-1	102.1	398
24.	Chase Brunson	3/27	Texas Tech	Lukas Pirko	...	3	0	0-1	109.6	456
25.	Noah Franco	3/27	Texas Tech	Lukas Pirko	0...	3	0	0-0	108.2	425
26.	Jack Bell	3/27	Texas Tech	Lukas Pirko	..2	3	1	0-2	105.0	367
27.	Sawyer Strosnider	3/27	Texas Tech	Kayson Reineri	..2	5	0	0-1	104.0	364
28.	Cole Cramer	3/27	Texas Tech	Donovan Becerra	...	6	0	0-0	102.8	411
29.	Preston Gamster	3/28	Texas Tech	Connor Mohon	...	2	0	1-1	104.9	407
30.	Cole Cramer	3/28	Texas Tech	Connor Mohon	...	2	1	3-2	95.8	330
31.	Brady Dallimore	3/28	Texas Tech	Connor Mohon	0...	3	1	0-0	106.3	396
32.	Noah Franco	3/28	Texas Tech	Jonny Lowe	...	7	1	2-1	104.3	342
33.	Jack Bell	3/28	Texas Tech	Logan Addison	*0...	8	0	1-2	94.1	351
34.	Chase Brunson	4/3	at Kansas State	Tazwell Butler	*0...	6	0	0-1	107.8	376
35.	Chase Brunson	4/4	at Kansas State	Lincoln Sheffield	0...	2	0	1-2	107.7	376
36.	Jack Arthur	4/4	at Kansas State	Adan Longoria	*0...	9	0	0-1	110.5	409
37.	Cole Cramer	4/4	at Kansas State	Adan Longoria	0...	9	1	2-2	101.2	403
38.	Brady Dallimore	4/5	at Kansas State	Aaron Arnold	0...	5	1	1-0	105.7	399
39.	Brady Dallimore	4/11	Arizona	Smith Bailey	*0...	2	0	0-0	104.8	348
40.	Nolan Traeger	4/11	Arizona	Smith Bailey	...	4	1	1-2	97.8	369
41.	Chase Brunson	4/11	Arizona	Smith Bailey	...	5	1	1-1	109.5	424
42.	Jack Arthur	4/11	Arizona	Luc Fladda	*0...	1	0	2-2	94.6	327
43.	Rob Liddington	4/14	Tarleton State	Jack Lovin	...3	8	2	1-1	98.1	343
44.	Noah Franco	4/17	at Baylor	Lucas Davenport	*0...	4	0	0-0	105.0	422
45.	Nolan Traeger	4/17	at Baylor	Lucas Davenport	*0...	7	0	1-2	98.3	388
46.	Chase Brunson	4/19	at Baylor	Caleb Bunch	..2	8	0	3-2	103.0	367
47.	Preston Gamster	4/19	at Baylor	Luke McLeod	...	6	1	0-0	100.7	371
48.	Jack Bell	4/24	Houston	Kendall Hoffman	..1	2	1	2-2	96.5	360
49.	Nolan Traeger	4/24	Houston	Kendall Hoffman	0...	6	1	1-0	99.2	365
50.	Preston Gamster	4/25	Houston	Paul Schmitz	*0...	3	0	1-2	105.0	385
51.	Colton Griffin	4/26	Houston	Richie Roman	*0...	1	0	1-1	97.3	341
52.	Jack Bell	4/26	Houston	Jackson Baker	...	6	0	3-2	100.2	370
53.	Rob Liddington	4/29	UT Arlington	Merek Sears	...	2	1	3-2	107.1	396
54.	Sawyer Strosnider	4/29	UT Arlington	Merek Sears	*0...	3	9	2-1	110.2	445
55.	Sawyer Strosnider	4/29	UT Arlington	Jackson Barr	*0...	6	0	1-1	103.4	360
56.	Brady Dallimore	4/29	UT Arlington	Jackson Barr	0...	6	2	0-1	103.0	411
57.	Chase Brunson	5/1	at Oklahoma St.	Ethan Lund	...	4	0	2-1	109.5	424
58.	Nolan Traeger	5/1	at Oklahoma St.	Ethan Lund	..2	5	2	0-1	99.6	368
59.	Brady Dallimore	5/1	at Oklahoma St.	Noah Welch	0...	5	2	0-0	105.9	430
60.	Rob Liddington	5/3	at Oklahoma St.	Brennan Phillips	...	2	0	2-2	99.4	390
61.	Brady Dallimore	5/3	at Oklahoma St.	Brennan Phillips	0...	2	0	0-0	99.5	391
62.	Chase Brunson	5/3	at Oklahoma St.	Brennan Phillips	...	2	2	3-1	94.4	385
63.	Jack Arthur	5/3	at Oklahoma St.	Kai Fyke	0...	3	2	2-1	102.7	437
64.	Sawyer Strosnider	5/9	Utah	Payton Riske	*0...	4	0	0-1	108.2	426
65.	Preston Gamster	5/14	at West Virginia	Maxx Yehl	*0...	2	0	0-0	106.1	418
66.	Kyuss Gargett	5/14	at West Virginia	Maxx Yehl	0...	2	1	0-1	102.2	415
67.	Noah Franco	5/14	at West Virginia	Dawson Montesa	0...	8	2	0-2	100.3	358
68.	Kyuss Gargett	5/15	at West Virginia	Chasen Cole	...	3	2	0-1	95.9	344

2026 TCU BASEBALL

STARTING PITCHERS

6 - NOAH FRANCO • SO. • DOWNEY, CALIF.

CAREER STATS AS A STARTER

Year	W-L	ERA	GS	IP	H	R	ER	BB	SO	QS	Team
2025	0-0	13.50	3	6.0	7	9	9	6	5	0	1-2
2026	0-0	4.50	1	2.0	2	1	1	1	3	0	1-0
Total	0-0	11.25	4	8.0	9	10	10	7	8	0	2-2

RUNS ALLOWED BY INNING

Year	1	2	3	4	5	6	7	8	9	Total
2025	4	4	0	1	0	0	0	0	0	9
2026	0	1	0	0	0	0	0	0	0	1
Total	4	5	0	1	0	0	0	0	0	10

RUNS SUPPORT BY INNING

Year	1	2	3	4	5	6	7	8	9	Total
2025	0	3	5	3	4	6	2	0	11	33
2026	0	2	1	7	0	2	0	0	0	12
Total	0	5	6	10	4	8	2	0	11	45

2026 GAME LOG AS A STARTER

Opp.	W-L	ERA	IP	H	R	ER	BB	SO	BF	NP	Team
UTA	0-0	4.50	2.0	2	1	1	1	3	9	36	1-0

9 - TREVOR BAUMLER • SO. • URBANDALE, IOWA

CAREER STATS AS A STARTER

Year	W-L	ERA	GS	IP	H	R	ER	BB	SO	QS	Team
2025	2-3	5.29	8	32.1	28	22	19	7	27	1	4-4
2026	1-3	7.36	7	25.2	33	21	21	9	17	0	2-5
Total	3-6	6.21	15	58.0	61	43	40	15	44	1	6-9

RUNS ALLOWED BY INNING

Year	1	2	3	4	5	6	7	8	9	Total
2025	1	5	8	3	4	1	0	0	0	22
2026	5	3	4	2	2	1	0	0	0	17
Total	6	8	12	5	6	2	0	0	0	39

RUNS SUPPORT BY INNING

Year	1	2	3	4	5	6	7	8	9	Total
2025	4	8	1	14	4	3	6	6	1	47
2026	3	9	3	9	5	3	6	4	2	44
Total	7	14	4	23	9	6	12	10	3	91

2026 GAME LOG AS A STARTER

Opp.	W-L	ERA	IP	H	R	ER	BB	SO	BF	NP	Team
KU	0-0	0.00	1.0	0	0	0	0	0	3	16	1-0
ASU	0-1	4.50	5.0	7	3	3	1	2	24	63	1-1
UCF	0-2	9.00	2.0	6	5	5	1	1	11	47	1-2
UA	0-2	8.25	4.0	7	3	3	3	3	21	88	1-3
BU	0-3	7.88	4.0	6	4	4	0	5	19	71	1-4
UH	1-3	7.06	5.2	3	2	2	3	2	23	85	2-4
OSU	1-3	7.36	4.0	4	4	4	1	4	18	72	2-5

18 - ZACK JAMES • SO. • FLOWER MOUND, TEXAS

CAREER STATS AS A STARTER

Year	W-L	ERA	GS	IP	H	R	ER	BB	SO	QS	Team
2025	2-0	4.40	4	14.1	16	7	7	3	7	0	3-1
2026	3-0	2.98	8	42.1	39	14	14	15	31	3	5-3
Total	5-0	3.34	12	56.2	55	21	21	18	38	3	8-4

RUNS ALLOWED BY INNING

Year	1	2	3	4	5	6	7	8	9	Total
2025	2	4	1	0	0	0	0	0	0	7
2026	1	2	6	4	0	1	0	0	0	14
Total	3	6	7	4	0	1	0	0	0	21

RUNS SUPPORT BY INNING

Year	1	2	3	4	5	6	7	8	9	Total
2025	3	5	2	4	5	4	1	1	1	26
2026	5	10	9	7	2	7	0	3	5	49
Total	8	15	11	11	7	11	1	4	6	75

2026 GAME LOG AS A STARTER

Opp.	W-L	ERA	IP	H	R	ER	BB	SO	BF	NP	Team
TTU	0-0	3.18	5.2	1	2	2	4	4	24	96	1-0
KSU	1-0	1.32	8.0	5	0	0	1	5	29	99	2-0
UA	1-0	0.87	7.0	5	0	0	0	3	24	89	2-1
BU	2-0	0.98	7.0	6	1	1	2	8	27	110	3-1
UH	3-0	0.83	5.0	3	0	0	2	2	19	63	4-1
OSU	3-0	2.23	3.2	6	6	6	3	2	20	87	4-2
Utah	3-0	2.72	3.1	7	3	3	1	3	18	70	5-2
WVU	3-0	2.98	2.2	6	2	2	2	4	16	54	5-3

23 - MASON BRASSFIELD • SO. • BAKERSFIELD, CALIF.

CAREER STATS AS A STARTER

Year	W-L	ERA	GS	IP	H	R	ER	BB	SO	QS	Team
2025	1-2	8.14	7	24.1	28	22	22	12	27	0	4-3
2026	3-2	8.01	8	30.1	43	31	27	19	43	1	5-3
Total	4-4	8.07	15	54.2	71	53	49	31	70	1	9-5

RUNS ALLOWED BY INNING

Year	1	2	3	4	5	6	7	8	9	Total
2025	10	3	1	1	3	1	3	0	0	22
2026	4	13	7	3	4	0	0	0	0	31
Total	14	16	8	4	7	1	3	0	0	53

RUNS SUPPORT BY INNING

Year	1	2	3	4	5	6	7	8	9+	Total
2025	4	7	1	6	9	3	3	14	8	55
2026	10	9	16	9	12	5	4	3	1	73
Total	14	16	17	15	21	8	11	17	9	128

2026 GAME LOG AS A STARTER

Opp.	W-L	ERA	IP	H	R	ER	BB	SO	BF	NP	Team
ARK	0-0	4.50	4.0	3	2	2	4	6	21	77	1-0
UCLA	0-1	11.12	1.2	7	5	5	1	2	14	60	1-1
UNH	1-1	8.38	4.0	5	2	2	2	5	19	75	2-1
TUL	2-1	6.75	5.0	3	2	2	2	10	18	88	3-1
ASU	2-1	5.23	6.0	4	1	1	2	8	22	95	4-1
UCF	2-2	8.06	1.2	8	8	8	2	3	15	63	4-2
TTU	3-2	7.57	5.0	6	3	3	3	4	25	92	5-2
KSU	3-2	8.01	3.0	7	8	4	3	5	19	70	5-3

2026 TCU BASEBALL

STARTING PITCHERS

25 - NOLAN JOHNSON • SR. • LAKEVILLE, MINN.

CAREER STATS AS A STARTER

Year	W-L	ERA	GS	IP	H	R	ER	BB	SO	QS	Team
2024*	2-0	2.22	5	24.1	15	6	6	5	27	2	2-4
2025*	4-6	4.52	16	87.2	85	46	44	23	79	6	7-9
2026	0-2	9.39	4	7.2	14	14	8	3	5	0	2-2
Total	6-8	4.36	25	119.2	114	66	58	51	111	8	11-15

RUNS ALLOWED BY INNING

Year	1	2	3	4	5	6	7	8	9	Total
2024*	2	1	0	0	1	1	1	0	0	6
2025*	15	7	4	2	11	3	4	0	0	46
2026	8	2	3	1	0	0	0	0	0	12
Total	25	10	7	3	12	4	5	0	0	64

RUNS SUPPORT BY INNING

Year	1	2	3	4	5	6	7	8	9+	Total
2024*	2	0	3	1	7	4	6	1	0	24
2025*	16	2	7	9	9	11	4	13	3	74
2026	1	3	4	4	3	2	0	8	2	27
Total	19	5	14	14	19	17	10	22	5	135

2025 GAME LOG AS A STARTER

Opp.	W-L	ERA	IP	H	R	ER	BB	SO	BF	NP	Team
UTA	0-1	81.00	0.1	4	7	3	1	1	8	25	0-1
ACU	0-2	11.25	3.2	3	2	2	0	3	14	53	0-2
TSU	0-2	9.95	2.1	5	3	2	1	1	14	47	1-2
DBU	0-2	9.39	1.1	2	2	1	1	0	9	33	2-2

34 - CADE NELSON • FR. • KATY, TEXAS

CAREER STATS AS A STARTER

Year	W-L	ERA	GS	IP	H	R	ER	BB	SO	QS	Team
2026	0-0	14.00	4	9.0	12	14	14	5	10	0	4-0

RUNS ALLOWED BY INNING

Year	1	2	3	4	5	6	7	8	9	Total
2026	9	0	5	0	0	0	0	0	0	14

RUNS SUPPORT BY INNING

Year	1	2	3	4	5	6	7	8	9	Total
2026	2	0	1	2	18	8	5	3	4	43

2026 GAME LOG AS A STARTER

Opp.	W-L	ERA	IP	H	R	ER	BB	SO	BF	NP	Team
UCLA	0-0	13.50	2.2	4	4	4	1	5	13	53	1-0
ACU	0-0	11.12	3.0	2	3	3	1	3	14	63	2-0
DBU	0-0	11.25	2.1	3	3	3	0	1	10	42	3-0
LU	0-0	14.00	1.0	3	4	4	3	1	9	46	4-0

41 - ULI FERNSLER • FR. • NOVI, MICH.

CAREER STATS AS A STARTER

Year	W-L	ERA	GS	IP	H	R	ER	BB	SO	QS	Team
2026	1-0	10.80	4	8.1	13	11	10	6	5	0	3-1

RUNS ALLOWED BY INNING

Year	1	2	3	4	5	6	7	8	9	Total
2025	3	8	0	0	0	0	0	0	0	6

RUNS SUPPORT BY INNING

Year	1	2	3	4	5	6	7	8	9	Total
2025	11	5	3	4	15	6	0	1	0	45

2026 GAME LOG AS A STARTER

Opp.	W-L	ERA	IP	H	R	ER	BB	SO	BF	NP	Team
UCLA	0-0	13.50	2.0	4	4	4	1	1	10	47	0-1
UNH	1-0	7.20	3.0	5	1	1	0	2	14	56	1-1
TUL	0-0	6.43	2.0	1	2	1	4	2	12	57	2-1
NMSU	0-0	10.80	1.1	4	5	5	1	0	10	40	3-1

45 - LANCE DAVIS • RFR. • JONESBORO, ARK.

CAREER STATS AS A STARTER

Year	W-L	ERA	GS	IP	H	R	ER	BB	SO	QS	Team
2026	5-3	3.71	14	80.0	70	36	33	17	51	8	9-5

RUNS ALLOWED BY INNING

Year	1	2	3	4	5	6	7	8	9	Total
2025	9	6	8	6	2	4	1	0	0	36

RUNS SUPPORT BY INNING

Year	1	2	3	4	5	6	7	8	9+	Total
2025	3	13	4	10	10	10	5	13	5	75

2026 GAME LOG AS A STARTER

Opp.	W-L	ERA	IP	H	R	ER	BB	SO	BF	NP	Team
OU	0-1	12.00	3.0	5	4	4	2	1	16	53	0-1
UCLA	0-2	10.29	4.0	6	4	4	0	5	19	76	0-2
UNH	0-2	9.58	3.1	3	3	3	2	2	15	65	1-2
TUL	0-2	6.61	6.0	3	2	1	0	3	23	73	1-3
ASU	0-3	8.68	2.1	8	6	6	0	0	15	47	1-4
UCF	1-3	6.31	7.0	2	0	0	2	5	24	91	2-4
TTU	1-3	6.99	2.1	7	5	4	0	0	16	62	3-4
KSU	2-3	6.43	6.2	6	3	3	3	4	28	107	4-4
UA	3-3	5.36	7.0	4	0	0	1	7	24	101	5-4
BU	3-3	5.14	7.0	6	4	3	2	5	29	102	6-4
UH	3-3	4.82	7.0	7	2	2	0	5	29	87	7-4
OSU	3-3	4.65	6.0	4	2	2	2	4	25	87	7-5
Utah	4-3	4.18	9.0	6	1	1	2	4	35	111	8-5
WVU	5-3	3.71	9.0	3	0	0	1	6	31	108	9-5

49 - TOMMY LAPOUR • JR. • BLUE SPRINGS, MO.

CAREER STATS AS A STARTER

Year	W-L	ERA	GS	IP	H	R	ER	BB	SO	QS	Team
2024	6-3	4.25	16	78.1	65	45	37	37	69	4	9-7
2025	8-3	3.09	16	90.1	78	33	31	27	88	9	11-5
2026	1-1	2.77	3	13.0	9	4	4	6	13	0	2-1
Total	15-7	3.57	35	181.2	152	82	72	70	170	13	22-13

RUNS ALLOWED BY INNING

Year	1	2	3	4	5	6	7	8	9	Total
2024	12	7	5	12	4	5	0	0	0	45
2025	4	7	9	4	5	1	2	0	1	33
2026	0	2	1	0	1	0	0	0	0	4
Total	16	16	15	16	10	6	2	0	1	82

RUNS SUPPORT BY INNING

Year	1	2	3	4	5	6	7	8	9+	Total
2024	10	10	9	4	22	22	20	19	6	122
2025	16	22	7	9	10	11	8	13	16	112
2026	1	0	0	1	2	1	0	3	0	8
Total	27	32	16	14	34	34	28	35	22	142

2026 GAME LOG AS A STARTER

Opp.	W-L	ERA	IP	H	R	ER	BB	SO	BF	NP	Team
Vandy	0-0	3.60	5.0	5	2	2	2	5	24	87	1-0
Utah	1-0	2.25	3.0	1	0	0	2	3	12	55	2-0
WVU	1-1	2.77	5.0	3	2	2	2	5	29	89	2-1

2026 TCU BASEBALL

BULLPEN STATISTICS

Pitcher	W-L-S	App.	ERA	IP	H	R	ER	BB	K	B/Avg.	1st Batter	
											H-AB	Avg.
Aiden Barrientes	1-0-0	2	9.00	2.0	1	2	2	4	1	.167	0-1	.000
Trever Baumler	1-0-0	8	6.14	17.2	19	11	10	8	15	.271	2-7	.285
Mason Brassfield	1-1-0	7	1.50	18.0	13	4	3	6	22	.206	0-6	.000
Kade Durmin	0-0-1	11	5.79	14.0	22	14	9	16	10	.367	6-9	.667
Cole Eaton	0-0-0	3	27.00	2.1	4	7	7	9	0	.444	0-0	.000
Noah Franco	1-0-1	11	8.40	11.2	14	12	11	10	15	.292	4-11	.364
Zack James	3-0-0	7	5.29	17.0	21	10	10	4	17	.296	3-5	.600
Nolan Johnson	0-0-0	6	6.23	8.2	10	8	6	8	7	.294	2-4	.500
Tommy LaPour	0-0-0	2	22.50	2.0	5	5	5	3	2	.455	0-2	.000
Cade Nelson	1-0-0	7	0.98	18.1	13	3	2	5	13	.203	1-5	.200
Tyler Phenow	0-0-0	13	11.70	10.0	20	13	13	7	6	.426	4-12	.333
Walter Quinn	3-2-2	27	5.24	34.1	33	20	20	15	43	.256	9-21	.429
Tanner Sagouspe	3-3-5	19	2.51	32.1	22	10	9	14	42	.200	2-15	.133
Nate Stern	2-2-1	20	3.26	30.1	27	11	11	21	38	.245	5-17	.294
Ethan Thomas	2-0-0	5	7.43	13.1	16	12	11	9	17	.291	2-4	.500
Totals	18-8-10		5.03	231.0	240	142	129	139	248	.271	40-120	.333

BULLPEN GAME-BY-GAME

Opponent	Date	W-L-S	Pitchers	Inn.	IP	H	R-ER	BB-SO
vs. Vanderbilt	2/13	1-0-1	Sagouspe, Stern, Quinn	6th	4.0	4	2-2	1-9
vs. Arkansas	2/14	1-0-1	James, N. Franco	5th	5.0	3	2-2	3-8
vs. Oklahoma	2/15	0-0-0	Baumler, Thomas, Phenow	4th	3.1	8	8-7	4-4
vs. UT Arlington	2/17	0-0-0	Phenow, Nelson, Durmin, Quinn	1st	7.2	7	4-2	3-11
at UCLA	2/20	0-0-0	Phenow, Durmin, Baumler, Eaton	2nd	6.1	8	5-4	5-2
at UCLA	2/21	0-0-0	Stern, Quinn	5th	4.0	2	1-1	2-6
at UCLA	2/22	0-1-0	Sagouspe, N. Franco, Thomas, Eaton, Phenow	3rd	5.1	9	12-12	7-6
at LMU	2/23	1-0-0	James, Quinn, Baumler, Johnson	3rd	4.1	3	3-3	3-6
New Haven	2/27	0-0-1	Durmin	5th	3.0	4	1-1	3-2
New Haven	2/28	1-0-0	Stern, Quinn, James	4th	5.2	7	1-1	1-9
New Haven	3/1	0-0-0	Baumler, Phenow	4th	4.0	3	0-0	1-3
Abilene Christian	3/3	1-0-0	Johnson, Quinn, Sagouspe, Thomas	4th	6.0	8	3-2	3-7
Tulane	3/6	0-0-0	Stern, Baumler, Phenow	6th	4.0	2	0-0	3-3
Tulane	3/8	0-1-0	Quinn, Sagouspe, Durmin	7th	3.0	5	6-6	4-3
Tulane	3/8	1-0-1	Thomas, Stern, Quinn	3rd	5.0	5	1-1	1-7
Kansas	3/10	1-0-0	Johnson, James, Phenow, Quinn	2nd	8.0	6	4-4	4-8
Arizona State	3/13	1-0-1	Quinn, Stern, Sagouspe	7th	3.0	6	3-3	1-4
Arizona State	3/14	0-0-0	Thomas, Nelson, Durmin, Johnson	3rd	5.2	8	9-7	4-4
Arizona State	3/15	0-0-0	Quinn, James	6th	3.0	1	1-1	2-2
New Mexico State	3/17	1-0-0	Phenow, James, Nelson	2nd	5.2	4	1-1	3-4
UCF	3/20	0-0-0	Durmin, Phenow, Sagouspe, Johnson, Eatong	2nd	7.1	10	10-9	10-3
UCF	3/21	0-0-0	Quinn	8th	2.0	1	0-0	2-3
UCF	3/22	0-0-0	James, Stern, Franco, Phenow	3rd	7.0	11	4-4	3-5
Dallas Baptist	3/24	1-0-0	Stern, Franco, Phenow, Sagouspe	3rd	6.2	5	2-2	2-6
Texas Tech	3/27	0-0-0	Phenow, Durmin, Thomas	6th	2.0	6	5-5	2-2
Texas Tech	3/28	1-0-0	Sagouspe, Quinn, Baumler	3rd	10.1	16	4-4	3-7
Texas Tech	3/29	1-0-0	Stern, Franco	6th	3.0	3	2-2	0-3
Lamar	3/31	1-0-1	Johnson, Barrientes, Durmin, Franco, Quinn, Stern	2nd	8.0	7	2-1	6-9
Kansas State	4/3	0-1-0	Baumler, Sagouspe, Quinn, Stern	4th	5.2	6	5-5	5-6
Kansas State	4/4	0-0-0	Quinn, Franco	7th	2.1	1	0-0	1-1
Kansas State	4/5	0-0-0	Quinn	9th	1.0	1	0-0	0-1
Abilene Christian	4/7	0-0-0	Barrientes, Nelson, Durmin	4th	4.1	6	2-2	4-2
Arizona	4/10	0-1-0	Brassfield	5th	5.0	4	1-1	1-9
Arizona	4/11	0-0-0	Stern	8th	2.0	0	0-0	1-2
Arizona	4/11	0-1-0	Quinn, Franco, Sagouspe	8th	2.0	4	3-3	2-2
Tarleton State	4/14	1-0-0	Phenow, Nelson, Quinn, Sagouspe, Durmin	3rd	6.2	2	2-2	3-6
Baylor	4/17	0-0-0	Brassfield, Stern, Quinn, Durmin	5th	4.0	6	7-5	6-5
Baylor	4/19	1-0-1	Quinn, Sagouspe	8th	2.0	0	0-0	0-3
Baylor	4/19	0-0-0	Stern	8th	2.0	4	1-1	1-2
Dallas Baptist	4/21	1-0-0	Nelson, Franco, Quinn, Sagouspe	2nd	8.2	6	3-3	2-9
Houston	4/24	0-0-0	Quinn, Sagouspe	6th	3.1	2	1-1	1-6
Houston	4/25	1-0-1	Stern, Sagouspe	8th	2.0	1	0-0	2-2
Houston	4/26	0-0-0	LaPour, Franco	6th	2.0	2	2-1	2-2
UT Arlington	4/29	0-0-0	Nelson, Brassfield, Stern	3rd	5.0	4	0-0	0-5
Oklahoma State	5/1	0-1-0	Brassfield, Stern	5th	4.1	5	3-2	2-7
Oklahoma State	5/2	0-1-0	LaPour, Quinn	7th	2.0	7	7-7	3-2
Oklahoma State	5/3	0-1-0	Franco, Quinn, Stern, Sagouspe	4th	4.1	6	5-5	5-6
Utah	5/8	0-0-1	Baumler, Brassfield, Sagouspe	4th	6.0	2	0-0	2-7
Utah	5/10	1-0-1	Stern, Brassfield, Sagouspe	4th	5.2	0	0-0	4-4
West Virginia	5/14	0-0-0	Quinn	6th	3.0	1	0-0	2-4
West Virginia	5/16	0-1-0	Stern, Brassfield, Sagouspe, Quinn	3rd	5.1	6	4-4	4-6

SAVE OPPORTUNITIES

Pitcher	2026	Career
Kade Durmin	1/1	1/1
Kade Eudy	0/0	6/6
Noah Franco	1/1	1/2
Walter Quinn	2/5	14/21
Tanner Sagouspe	5/8	21/34
Nate Stern	1/1	1/2
Ethan Thomas	0/0	3/3

INHERITED RUNNERS

Pitcher	2026	Career
Aiden Barrientes	0/1	0/1
Trever Baumler	2/2	2/4
Mason Brassfield	3/4	6/13
Kade Durmin	7/11	7/11
Cole Eaton	4/4	4/4
Kade Eudy	0/0	5/19
Noah Franco	4/8	5/9
Zack James	3/6	3/6
Nolan Johnson	1/3	2/4
Cade Nelson	2/3	2/3
Tyler Phenow	6/14	6/14
Walter Quinn	6/19	23/65
Tanner Sagouspe	6/11	9/30
Nate Stern	3/18	10/32
Ethan Thomas	5/5	7/22

2026 TCU BASEBALL

TCU BATTING/PITCHING SUMMARY

SERIES	W-L	AVG.	AB	R	H	2B	3B	HR	RBI	SLG%	BB	HBP	SO	OB%	SF	SH	SB-A	FLD%
SHCC	2-2	.208	120	20	25	5	1	4	16	.367	18	2	36	.317	2	0	5-7	.947
UCLA	0-3	.211	95	8	20	0	1	4	7	.358	12	0	35	.299	0	0	1-2	.960
UNH	3-0	.353	85	46	30	9	0	1	42	.494	33	10	12	.545	6	0	20-21	.980
TUL	2-1	.289	90	18	26	3	0	4	17	.456	19	3	14	.425	1	0	6-6	.972
ASU	1-2	.177	96	13	17	2	0	2	12	.260	18	2	36	.319	0	0	2-3	.990
UCF	1-2	.223	94	14	21	2	0	2	13	.309	14	4	17	.345	1	1	5-6	.984
TTU	3-0	.350	123	33	43	6	1	10	32	.659	14	1	30	.417	1	0	6-7	.969
KSU	2-1	.315	111	25	35	7	0	5	22	.514	16	6	25	.425	1	2	1-1	.983
UA	1-2	.206	97	10	20	4	0	4	10	.371	5	2	25	.257	1	0	2-2	.982
BU	2-1	.296	108	19	32	5	1	4	18	.472	12	4	24	.384	1	1	1-3	.959
UH	3-0	.354	99	26	35	8	1	5	26	.606	12	3	18	.439	0	1	5-5	.970
OSU	0-3	.240	104	18	25	6	0	7	18	.500	21	1	39	.370	1	0	2-4	.978
UTAH	3-0	.277	94	10	26	6	1	1	9	.394	3	6	18	.337	1	0	5-6	1.000
WVU	1-2	.210	100	8	21	1	0	4	7	.340	5	2	31	.262	0	1	2-4	1.000

SERIES	W-L-SV	ERA	IP	H	R	ER	BB	SO	AB	B/AVG	2B	3B	HR	WP	HBP	BK	SF	SH
SHCC	2-2-2	6.12	32.1	39	31	22	20	45	139	.281	7	0	7	3	6	0	0	0
UCLA	0-3-0	11.19	23.1	35	30	29	16	22	105	.333	7	0	7	6	7	0	0	0
UNH	3-0-1	3.13	23.0	27	8	8	9	23	89	.303	5	0	0	2	4	1	0	1
TUL	2-1-1	3.96	25.0	19	13	11	14	28	90	.218	3	1	0	4	5	0	4	1
ASU	1-2-1	7.56	25.0	34	23	21	10	20	103	.330	1	1	6	1	1	0	3	1
UCF	1-2-0	8.67	27.0	38	27	26	20	20	108	.352	9	1	1	3	1	0	1	1
TTU	3-0-0	6.21	29.0	39	21	20	12	23	123	.317	8	0	3	2	5	0	0	0
KSU	2-1-1	4.05	26.2	27	16	12	13	22	98	.276	4	1	2	2	4	0	2	0
UA	1-2-0	2.33	27.0	24	7	7	8	26	96	.250	4	0	0	1	1	0	1	0
BU	2-1-1	4.85	26.0	28	17	14	11	28	100	.280	2	0	2	0	2	1	2	4
UH	3-0-1	2.16	25.0	18	7	6	10	19	90	.200	1	0	4	0	2	0	1	2
OSU	0-3-1	9.62	24.1	32	27	26	16	25	103	.311	9	0	11	1	3	0	2	0
UTAH	3-0-2	1.33	27.0	16	4	4	11	21	90	.178	2	0	2	1	4	0	0	2
WVU	1-2-0	2.88	25.0	19	7	8	11	25	87	.218	5	1	1	2	1	0	1	2

MONTH BY MONTH BATTING:

MONTH	W-L	AVG.	AB	R	H	2B	3B	HR	RBI	SLG%	BB	HBP	SO	OB%	SF	SH	SB-A	FLD%
February	5-5	.243	296	71	72	14	2	9	59	.395	65	12	87	.389	10	0	23-28	.963
March	13-5	.276	586	149	162	20	5	24	141	.451	124	26	135	.421	5	2	29-33	.974
April	11-5	.305	548	111	167	34	2	23	105	.500	64	20	125	.394	5	7	11-15	.972
May	4-5	.242	298	36	72	13	1	12	34	.413	29	9	88	.325	2	1	9-14	.993
June																		

MONTH BY MONTH PITCHING:

MONTH	W-L-SV	ERA	IP	H	R	ER	BB	SO	AB	B/AVG	2B	3B	HR	WP	HBP	BK	SF	SH
February	5-5-3	7.44	78.2	100	75	65	48	96	331	.302	20	0	15	11	18	1	1	1
March	13-5-3	6.00	156.0	180	112	104	80	135	615	.293	31	3	15	15	17	0	8	6
April	11-5-2	3.38	138.2	128	62	52	54	124	513	.250	16	2	10	11	15	1	7	10
May	4-5-1	4.48	76.1	67	39	38	38	71	280	.239	16	1	14	4	8	0	3	4
June																		

HOME-AWAY-NEUTRAL BATTING:

VENUE	W-L	AVG.	AB	R	H	2B	3B	HR	RBI	SLG%	BB	HBP	SO	OB%	SF	SH	SB-A	FLD%
Home	23-5	.302	903	227	273	52	6	36	215	.493	150	40	185	.418	14	6	55-59	.976
Away	8-13	.248	705	120	175	24	3	28	109	.410	114	25	214	.369	6	4	12-24	.978
Neutral	2-2	.208	120	20	25	5	1	4	16	.367	18	2	36	.317	2	0	5-7	.947

HOME-AWAY-NEUTRAL PITCHING:

VENUE	W-L-SV	ERA	IP	H	R	ER	BB	SO	AB	B/AVG	2B	3B	HR	WP	HBP	BK	SF	SH
Home	23-5-3	4.11	243.0	237	120	111	113	216	911	.260	38	3	16	22	32	1	7	14
Away	8-13-2	6.50	174.1	199	137	126	87	165	689	.289	38	3	31	16	20	1	12	7
Neutral	2-2-2	6.12	32.1	39	31	22	20	45	139	.281	7	0	7	3	6	0	0	0

COMEBACKS

Date	Opp.	Largest Deficit	Inning	Final Score
2/13	VU	1 run	7th	5-4
2/23	LMU	5 runs	4th	17-7
3/1	UNH	1 run	1st	20-1
3/3	ACU	6 runs	4th	7-6
3/8	Tulane	2 runs	1st	4-3
3/13	ASU	1 run	1st	5-4
3/17	NMSU	4 runs	2nd	16-6
3/24	DBU	5 runs	7th	11-5
3/28	TTU	3 runs	2nd	10-9 (13 innings)
3/29	TTU	2 runs	8th	5-4
3/31	LU	5 runs	2nd	8-6
4/4	KSU	3 runs	1st	9-3
4/14	TSU	1 runs	1st	12-5
4/19	BU	4 runs	5th	5-4
4/21	DBU	1 run	2/6/8	6-5 (10 innings)
4/24	UH	1 run	2nd	8-3
4/25	UH	1 run	1st/7th	4-2
4/29	UTA	1 run	2nd	12-1
5/9	Utah	1 run	4th	3-1
5/10	Utah	2 runs	2nd	4-3

2026 PINCH HITTING BREAKDOWN

Player	AVG.	AB-H-RBI	2B-3B-HR	BB-HP-SO
Jack Arthur	.500	4-2-0	1-0-0	1-0-1
Colin Blanchard	.000	0-0-1	0-0-0	0-0-0
Brady Dallimore	.000	3-0-0	0-0-0	0-0-0
Cole Eaton	.667	3-2-2	0-0-0	0-0-0
Lucas Franco	.000	1-0-0	0-0-0	0-0-0
Noah Franco	1.000	1-1-1	0-0-1	0-0-0
Preston Gamster	.500	2-1-0	0-0-0	1-0-0
Kyuss Gargett	.333	3-1-1	0-0-0	0-0-1
Colton Griffin	.000	1-0-0	0-0-0	0-0-1
Lane Hutchinson	.333	3-1-0	0-0-0	0-0-1
Nolan Traeger	.000	2-0-0	0-0-0	0-0-1

2026 TCU BASEBALL

2026 SEASON RESULTS/NOTES

Overall: 33-20 • Home: 23-5 • Away: 8-13 • Neutral: 2-2 • Big 12: 17-13

Date	Opponent	Score	TCU R-H-E	Opp R-H-E	Inns	Attend.	Time	TCU Decision	Notes
2/13	vs. #23 Vanderbilt	W, 5-4	5-6-1	4-9-1	9	18,387	2:53	Sagoupe (W, 1-0)	Frogs score 3 in the 8th, L. Franco and Strosnider homer
2/14	vs. #7 Arkansas	W, 5-4	5-4-0	4-6-0	9	22,384	3:00	James (W, 1-0)	N. Franco with three scoreless; Brunson drives in three
2/15	vs. Oklahoma	L, 2-12	2-4-3	12-13-0	(7)	16,951	2:51	Davis (L, 0-1)	Oklahoma scores multiple runs in four innings
2/17	vs. UT Arlington	L, 8-11	8-11-3	11-11-1	9	679	3:30	Johnson (L, 0-1)	Gargett, Liddington homer; TCU allows 8 unearned runs
2/20	at #1 UCLA	L, 2-10	2-8-1	10-15-0	9	1,165	3:30	Brassfield (L, 0-1)	Brunson homers, TCU strands 12 base runners
2/21	at #1 UCLA	L, 1-5	1-5-2	5-8-0	9	1,413	2:45	Davis (L, 0-2)	Strosnider homers, TCU manages just seven base runners
2/22	at #1 UCLA	L, 5-15	5-7-1	15-12-0	(8)	1,552	3:17	Sagoupe (L, 1-1)	TCU allows 11 runs from the fifth inning on
2/23	at LMU	W, 17-7	17-8-0	7-7-4	(7)	319	3:15	Quinn (W, 1-0)	TCU scores 12 times in the fifth; Traeger drives in six runs
2/27	New Haven	W, 14-3	14-9-1	3-9-1	(7)	4,562	2:32	Brassfield (W, 1-1)	Cramer, Traeger and Brunson combine to drive in 10
2/28	New Haven	W, 12-4	12-10-0	4-10-0	9	3,837	3:07	Quinn (W, 2-0)	TCU scores in every inning, Cramer drives in three
3/1	New Haven	W, 20-1	20-11-1	1-8-0	(7)	3,896	2:29	Fernsler (W, 1-0)	TCU scores 11 in the 5th; 11 Frogs collect an RBI
3/3	Abilene Christian	W, 7-6	7-6-1	6-10-1	9	3,961	3:34	Thomas (W, 1-0)	TCU rallies from six down; Dallimore hits walk-off HR
3/6	Tulane	W, 10-2	10-12-1	2-5-2	9	4,165	3:07	Brassfield (W, 2-1)	Brassfield fans career-high 10; L. Franco hits grand slam
3/8	Tulane	L, 4-8	4-7-1	8-8-0	9	-	3:15	Quinn (L, 2-1)	Strosnider, Liddington homer; Tulane scores 8 unanswered
3/8	Tulane	W, 4-3	4-7-1	3-6-1	(7)	4,452	2:32	Thomas (W, 2-0)	Thomas throws three scoreless, Gamster homers
3/10	Kansas	W, 9-4	9-8-2	4-6-3	9	3,812	2:54	James (W, 2-0)	Brunson hits grand slam; James throws 4 2/3 scoreless
3/13	at Arizona State*	W, 5-4	5-5-0	4-10-1	9	3,858	3:12	Stern (W, 1-0)	Griffin drives in winning runs, throws out tying run at plate
3/14	at Arizona State*	L, 8-15	8-10-1	15-16-0	9	4,483	3:15	Davis (L, 0-3)	ASU scores nine in the third; Bell homers
3/15	at Arizona State*	L, 0-4	0-2-0	4-8-1	9	3,013	2:12	Baumler (L, 0-1)	Frogs shutout for first time in 77 games; manage just two hits
3/17	New Mexico State	W, 16-6	16-10-0	6-8-4	9	3,863	2:50	James (W, 3-0)	Strosnider homers twice and drives in eight
3/20	UCF*	L, 7-18	7-12-1	18-18-1	9	4,072	3:57	Brassfield (L, 2-2)	Strosnider homers, UCF storms out to 8-0 lead after two
3/21	UCF*	W, 6-0	6-6-0	0-3-1	9	4,128	3:03	Davis (W, 1-3)	Davis throws seven shutout innings, Franco drives in two
3/22	UCF*	L, 1-9	1-3-1	9-17-0	9	4,060	3:01	Baumler (L, 0-2)	Frogs held hitless for five innings; Strosnider homers
3/24	at Dallas Baptist	W, 11-5	11-9-0	5-8-2	9	1,462	3:14	Sagoupe (W, 2-1)	TCU scores 10 unanswered in final three innings
3/27	Texas Tech*	W, 18-8	18-17-0	8-12-3	(7)	4,483	2:40	Brassfield (W, 3-2)	Five Frogs homer, Strosnider drives in 5, Eight Frogs w/ RBIs
3/28	Texas Tech*	W, 10-9	10-15-3	9-23-0	(13)	4,238	4:42	Baumler (W, 1-2)	Brunson walk-off SF; Baumler 4.0 relief innings in extras
3/29	Texas Tech*	W, 5-4	5-11-1	4-4-0	9	4,235	3:01	Franco (W, 1-0)	Frogs rally with three in the eighth to complete sweep
3/31	Lamar	W, 8-6	8-11-3	6-10-0	9	3,430	3:29	Barrientes (W, 1-0)	Frogs rally from down five; Barrientes earns first career win
4/3	at Kansas State*	L, 12-13	12-11-2	13-13-2	9	1,995	3:41	Quinn (L, 2-2)	KSU walks-off in the ninth, Frogs strand 11 base runners
4/4	at Kansas State*	W, 9-3	9-12-0	3-7-0	9	2,344	2:48	Davis (W, 2-3)	Frogs score nine unanswered; Three Frogs homer in the win
4/5	at Kansas State*	W, 4-0	4-12-0	0-6-0	9	1,902	2:51	James (W, 4-0)	James tosses eight scoreless, Dallimore homers
4/7	at Abilene Christin	L, 1-4	1-8-2	4-9-0	9	1,079	2:59	Johnson (L, 0-2)	Frogs strand 11 base runners; Griffin tallies two hits
4/10	Arizona*	L, 3-4	3-8-2	4-11-1	9	4,206	2:54	Brassfield (L, 3-3)	Arizona scores game-winner in the ninth; Brassfield fans nine
4/11	Arizona*	W, 5-0	5-7-0	0-4-1	9	-	2:24	Davis (W, 3-3)	Davis throws 7 scoreless; Dallimore, Brunson, Traeger homer
4/11	Arizona*	L, 2-3	2-5-0	3-9-0	9	3,961	2:23	Sagoupe (L, 2-2)	Arizona scores all three runs in final two innings
4/14	Tarleton State	W, 12-5	12-10-1	5-8-1	9	3,432	3:18	Nelson (W, 1-0)	TCU scores 10 two-out wins, including seven in the eighth
4/17	at Baylor*	L, 4-11	4-7-2	11-12-1	9	3,505	3:02	Baumler (L, 3-4)	Baylor scores 10 of its 11 runs in final four at-bats
4/19	at Baylor*	W, 5-4	5-9-1	4-6-0	9	-	2:56	Quinn (W, 3-2)	Brunson drives in all five, TCU scores five in final two innings
4/19	at Baylor*	W, 10-2	10-16-1	2-10-3	9	2,857	2:53	James (W, 5-0)	James tosses seven; Gamster homers and drives in three
4/21	Dallas Baptist	W, 6-5	6-13-2	5-8-1	(10)	3,390	3:20	Sagoupe (W, 3-2)	Liddington drives in game-tying and game-winning run
4/24	Houston*	W, 8-3	8-10-2	3-5-0	9	3,731	2:44	Baumler (W, 2-3)	Bell hits three-run homer; Sagoupe fans three for save
4/25	Houston*	W, 4-2	4-9-1	2-8-0	9	3,949	2:53	Stern (W, 2-0)	Brunson drives in two in decisive eighth, Davis goes seven
4/26	Houston*	W, 14-2	14-16-0	2-5-0	(7)	3,881	2:48	James (W, 6-0)	James throws five scoreless; Dallimore drives in six
4/29	UT Arlington	W, 12-1	12-14-0	1-6-0	(7)	3,699	2:21	Franco (W, 2-0)	Strosnider homers twice, TCU scores seven in the fourth
5/1	at Oklahoma State*	L, 6-7	6-9-1	6-7-2	9	4,073	3:14	Stern (L, 2-1)	Oklahoma State scores four unanswered, walks off in the 9th
5/2	at Oklahoma State*	L, 2-9	2-5-0	9-11-0	9	4,623	3:08	LaPour (L, 0-1)	Brunson drives in two, OSU scores nine times in final 3 ABs
5/3	at Oklahoma State*	L, 10-11	10-13-0	11-12-2	9	4,287	3:56	Stern (L, 2-2)	OSU outscores TCU 10-3 over final three innings
5/8	Utah*	W, 3-0	3-8-0	0-3-0	9	3,913	2:36	LaPour (W, 1-1)	LaPour, Baumler, Brassfield and Sagoupe hold Utah to 3 hits
5/9	Utah*	W, 3-1	3-8-0	1-6-0	9	4,115	2:23	Davis (W, 4-3)	Davis throws TCU's first CG since 2024; Strosnider homers
5/10	Utah*	W, 4-3	4-10-0	3-7-0	9	3,769	2:44	Brassfield (W, 4-3)	Bullpen throws 5 2/3 hitless innings; Gamster tallies 3 hits
5/14	at No. 9 West Virginia	L, 0-2	0-7-0	2-4-0	9	2,645	2:32	LaPour (L, 1-2)	Frogs held to just seven base runners in the game
5/15	at No. 9 West Virginia	W, 4-0	4-6-0	0-3-1	9	3,759	2:34	Davis (W, 5-3)	Davis tossed CG shutout; allows just five baserunners
5/16	at No. 9 West Virginia	L, 4-6	4-8-0	6-12-0	9	3,846	3:00	Sagoupe (L, 3-3)	West Virginia scores three in the eighth to rally for win

2026 TCU BASEBALL

2026 LINE SCORES

Feb 13, 2026 at Arlington, Texas

#10 TCU 100 001 030 - 5 6 1 (1-0)
#23 Vanderbilt 001 010 101 - 4 9 1 (0-1)

WP-Stern, Nate (1-0); LP-Guth, Luke (0-1)
 SV TCU-Quinn, Walter (1)
 HR TCU-Strosnider, Sawyer (1); Franco, Lucas (1)
 HR VU-Braczi, Colin 3(3); Johnston, Brodie (1)
 T-2:53 A-13,387

Feb 14, 2026 at Arlington, Texas

#7 Arkansas 001 020 100 - 4 6 0 (1-1)
#10 TCU 220 100 00x - 5 4 0 (2-0)

WP-James, Zack (1-0); LP-Dietz, Hunter (0-1)
 SV TCU-Franco, Noah (1)
 HR Ark-Aloy, Kuhio (1)
 T-2:54 A-22,384

Feb 15, 2026 at Arlington, Texas

#10 TCU 010 001 0 - 2 4 3 (2-1)
Oklahoma 220 340 1 - 12 13 0 (3-0)

WP-Ragerm Cord (1-0); LP-Davis, Lance (0-1)
 HR OU-Branch, Kyle (1); Johnson, Camden (1)
 T-2:51 A-16,951

Feb 17, 2026 at Arlington, Texas

#7 TCU 003 310 001 - 8 11 3 (2-2)
UT Arlington 900 002 00x - 11 11 1 (1-3)

WP-Sears, Merek (1-1); LP-Johnson, Nolan (0-1)
 SV UTA-Evans, Zach (1)
 HR TCU-Gargett, Kyuss (1); Liddington, Rob (1)
 T-3:30 A-679

Feb 20, 2026 at Los Angeles, Calif.

#7 TCU 000 100 001 - 2 8 1 (2-3)
#1 UCLA 052 030 00x - 10 15 0 (4-1)

WP-Reddemann, Logan (2-0); LP-Brassfield, Mason (0-1)
 HR TCU-Brunson, Chase (1)
 HR UCLA-Cholowsky, Roch 2(5)
 T-3:30 A-1,165

Feb 21, 2026 at Los Angeles, Calif.

#7 TCU 100 000 000 - 1 5 2 (2-4)
#1 UCLA 110 200 10x - 5 8 0 (5-1)

WP-Barnett, Michael (2-0); LP-Davis, Lance (0-2)
 SV UCLA-Moss, Wylan (1)
 HR TCU-Strosnider, Sawyer (2)
 HR UCLA-Gasparino, Will (4)
 T-2:45 A-1,413

Feb 22, 2026 at Los Angeles, Calif.

#7 TCU 102 010 01 - 5 7 1 (2-5)
#1 UCLA 031 014 06 - 15 12 0 (6-1)

WP-Iwanaga, Elai (1-0); LP-Sagouspe, Tanner (1-1)
 HR TCU-Strosnider, Sawyer (3); Franco, Lucas (1)
 HR UCLA-Gasparino, Will 2(6); Cholowsky, Roch (6); Cadiz, Dominic (1)
 T-3:17 A-1,552

Feb 23, 2026 at Los Angeles, Calif.

#18 TCU 100 0(12)4 0 - 17 8 0 (2-5)
LMU 004 210 0 - 7 7 4 (6-1)

WP-Quinn, Walter (1-0); LP-Fried, Jacob (0-1)
 HR LMU-Wadas, Zach (1)
 T-3:15 A-319

Feb 27, 2026 at Fort Worth, Texas

New Haven 010 100 1 - 3 9 1 (0-4)
#18 TCU 145 310 x - 14 9 1 (4-5)

WP-Brassfield, Mason (1-1); LP-McDermott, Myles (0-2)
 SV TCU-Durmin, Kade (1)
 HR TCU-Brunson, Chase (2)
 T-2:32 A-4,562

Feb 28, 2026 at Fort Worth, Texas

New Haven 000 300 010 - 4 10 0 (0-5)
#18 TCU 121 112 22x - 12 10 0 (5-5)

WP-Quinn, Walter (2-0); LP-Fusco, Vincent (0-2)
 T-3:07 A-3,837

March 1, 2026 at Fort Worth, Texas

New Haven 100 000 0 - 1 8 0 (0-6)
#18 TCU 800 1(1)10 x - 20 11 1 (6-5)

WP-Fernsler, Uli (1-0); LP-Gibson, Cole (0-2)
 T-2:29 A-3,896

March 3, 2026 at Fort Worth, Texas

Abilene Christian 300 300 000 - 6 10 0 (6-6)
#17 TCU 000 033 001 - 7 6 1 (7-5)

WP-Thomas, Ethan (1-0); LP-Whiteaker, Evan (1-1)
 HR TCU-Dallimore, Brady (1)
 HR ACU-Regala, Braden (1)
 T-3:34 A-3,961

March 7, 2026 at Fort Worth, Texas

Tulane 000 020 000 - 2 5 2 (8-6)
#17 TCU 120 100 51x - 10 12 1 (8-5)

WP-Brassfield, Mason (2-1); LP-Cehajic, Trey (1-1)
 HR TCU-Franco, Lucas (3)
 T-3:07 A-4,165

March 8, 2026 at Fort Worth, Texas

Tulane 000 002 402 - 8 8 0 (9-6)
#17 TCU 002 110 00x - 4 7 1 (8-6)

WP-Rodriguez, JD (3-0); LP-Quinn, Walter (2-1)
 SV TUI-Vincent, Tom (2)
 HR TCU-Strosnider, Sawyer (4); Liddington, Rob (2)
 T-3:15

March 8, 2026 at Fort Worth, Texas

Tulane 200 000 1 - 3 6 1 (9-7)
#17 TCU 120 010 0x - 4 7 1 (9-6)

WP-Thomas, Ethan (2-0); LP-Sampson, Beau (0-2)
 SV TCU-Quinn, Walter (2)
 HR TCU-Gamster, Preston (1)
 T-2:32 A-4,452

March 10, 2026 at Fort Worth, Texas

Kansas 000 000 004 - 4 6 3 (10-6)
#17 TCU 120 501 00x - 9 8 2 (10-6)

WP-James, Zack (2-0); LP-Fink, Carter (0-1)
 HR TCU-Brunson, Chase (4)
 T-2:32 A-3,812

March 13, 2026 at Tempe, Ariz.

#17 TCU 001 000 220 - 5 5 0 (11-6)
Arizona State 100 000 201 - 4 10 1 (12-5)

WP-Stern, Nate (1-0); LP-Edwards, Finn (0-1)
 SV TCU-Sagouspe, Tanner (1)
 HR TCU-Dallimore, Brady (2)
 HR ASU-Moutzouridis, PJ (1)
 T-3:12 A-3,858

March 14, 2026 at Tempe, Ariz.

#17 TCU 010 500 020 - 8 10 1 (11-7)
Arizona State 009 103 11x - 15 16 1 (13-5)

WP-Penn, Taylor (3-0); LP-Davis, Lance (0-3)
 HR TCU-Bell, Jack (1)
 HR ASU-Hairston, Landon (7); Michel, Garrett (2); Toigo, Dominic (7)
 T-3:15 A-4,483

March 15, 2026 at Tempe, Ariz.

#17 TCU 000 000 000 - 0 2 0 (11-8)
Arizona State 011 100 01x - 4 8 1 (14-5)

WP-Klecker, Kole (3-0); LP-Baumler, Trevor (0-1)
 HR ASU-Hairston, Landon (8); Toigo, Dominic (8)
 T-2:12 A-3,013

March 17, 2026 at Fort Worth, Texas

New Mexico State 051 000 0 - 6 8 4 (9-11)
TCU 131 326 x - 16 10 0 (12-8)

WP-James, Zack (3-0); LP-Carvajal, Jake (0-1)
 HR NMSU-Solorzano, Steve (3); Rulli, Teaston 2(3)
 HR TCU-Strosnider, Sawyer 2(6)
 T-2:50 A-3,863

March 20, 2026 at Fort Worth, Texas

UCF 170 010 018 - 18 18 1 (14-6)
TCU 010 051 000 - 7 12 1 (12-9)

WP-Sosnowski, Kris (1-0); LP-Brassfield, Mason (2-2)
 HR TCU-Strosnider, Sawyer (7)
 T-3:57 A-4,072

March 21, 2026 at Fort Worth, Texas

UCF 000 000 000 - 0 3 1 (14-7)
TCU 110 030 10x - 6 6 0 (13-9)

WP-Davis, Lance (1-3); LP-Sausser, Matt (2-1)
 T-3:03 A-4,128

March 22, 2026 at Fort Worth, Texas

UCF 302 100 300 - 9 17 0 (15-7)
TCU 000 000 010 - 1 3 1 (13-10)

WP-Wicker, Camden (2-1); LP-Baumler, Trevor (0-2)
 HR UCF-Smith, John (2)
 HR TCU-Strosnider, Sawyer (8)
 T-3:01 A-4,060

March 24, 2026 at Dallas, Texas

TCU 100 000 433 - 11 9 0 (14-10)
Dallas Baptist 201 002 000 - 5 8 2 (14-11)

WP-Sagouspe, Tanner (2-1); LP-Knipper, Armani (0-1)
 HR TCU-Strosnider, Sawyer (9); Bell, Jack (2)
 HR DBU-Tyron, Ben (6)
 T-3:14 A-1,462

March 27, 2026 at Fort Worth, Texas

Texas Tech 000 213 2 - 8 12 3 (16-9)
TCU 308 052 x - 18 17 0 (15-10)

WP-Brassfield, Mason (3-2); LP-Pirko, Lukas (3-2)
 HR TCU-Strosnider, Sawyer (10); Bell, Jack (3); Brunson, Chase (4);
 Franco, Noah (1); Cramer, Cole (1)
 HR TTU-Shouse, Connor (8); Rusinek, Jesse (2)
 T-2:40 A-4,483

March 28, 2026 at Fort Worth, Texas

Texas Tech 032 000 102 000 1 - 9 23 0 (16-10)
TCU 041 000 210 000 2 - 10 15 3 (16-10)

WP-Baumler, Trevor (1-2); LP-Rogers, Jacob (0-1)
 HR TCU-Bell, Jack (4); Dallimore, Brady (3); Gamster, Preston (2)
 Franco, Noah (2); Cramer, Cole (2)
 HR TTU-Hughes, Logan (8)
 T-4:42 A-4,238

March 29, 2026 at Fort Worth, Texas

Texas Tech 001 001 020 - 4 4 0 (16-11)
TCU 011 000 03x - 5 11 1 (17-10)

WP-Franco, Noah (1-0); LP-Jordan, Will (2-1)
 T-3:01 A-4,235

March 31, 2026 at Fort Worth, Texas

Lamar 410 000 100 - 6 10 0 (17-12)
TCU 001 231 10x - 8 11 3 (18-10)

WP-Barrientes, Aiden (1-0); LP-Dagley, Ty (1-2)
 SV TCU-Stern, Nate (1)
 T-3:29 A-3,430

April 3, 2026 at Manhattan, Kan.

TCU 302 312 100 - 12 11 2 (18-11)
Kansas State 206 002 201 - 13 13 2 (20-10)

WP-Smith, Miles (1-1); LP-Quinn, Walter (2-2)
 HR TCU-Brunson, Chase (5)
 HR KSU-Karl, Cadyn (4); Vasquez, Carlos (7)
 T-3:41 A-1,995

2026 TCU BASEBALL

2026 LINE SCORES

April 4, 2026 at Manhattan, Kan.

TCU	010	024	002	-	9	12	0	(19-11)
Kansas State	300	000	000	-	3	7	0	(20-11)

WP-Davis, Lance (2-3); LP-Sheffield, Lincoln (5-1)
 HR TCU-Brunson, Chase (6); Arthur, Jack (1); Cramer, Cole (3)
 T-2:48 A-2,344

April 5, 2026 at Manhattan, Kan.

TCU	120	010	000	-	4	12	0	(20-11)
Kansas State	000	000	000	-	0	6	0	(20-12)

WP-James, Zack (4-0); LP-Flores, Matt (1-2)
 HR TCU-Dallimore, Brady (4)
 T-2:41 A-1,902

April 7, 2026 at Abilene, Texas

TCU	000	010	000	-	1	8	2	(20-12)
Abilene Christian	001	201	00x	-	4	9	0	(17-16)

WP-Coe, Brady (2-2); LP-Johnson, Nolan (0-2)
 SV ACU-Whiteaker, Evan (1)
 T-2:59 A-1,079

April 10, 2026 at Fort Worth, Texas

Arizona	010	110	001	-	4	11	1	(12-21)
TCU	010	000	200	-	3	8	2	(20-13)

WP-Roberts, Maclain (1-1); LP-Brasfield, Mason (3-3)
 SV UA-Hicks, Garrett (4)
 T-2:54 A-4,206

April 11, 2026 at Fort Worth, Texas

Arizona	000	000	000	-	0	4	1	(12-22)
TCU	010	220	000	-	5	7	0	(21-13)

WP-Davis, Lance (3-3); LP-Bailey, Smith (3-2)
 HR TCU-Dallimore, Brady (5); Brunson, Chase (7); Traeger, Nolan (1)
 T-2:24

April 11, 2026 at Fort Worth, Texas

Arizona	000	000	012	-	3	9	0	(13-22)
TCU	110	000	000	-	2	5	0	(21-14)

WP-McKinney, Collin (2-5); LP-Sagouspe, Tanner (2-2)
 SV UA-Hicks, Garrett (50)
 HR TCU-Arthur, Jack (2)
 T-2:23 A-3,961

April 14, 2026 at Fort Worth, Texas

Tarleton State	102	000	002	-	5	8	1	(23-13)
TCU	030	101	07x	-	12	10	1	(22-14)

WP-Nelson, Cade (1-0); LP-Elizondo, Jackson (1-1)
 HR TCU-Liddington, Rob (3)
 HR TSU-Tatom, Jake (5)
 T-3:18 A-3,432

April 17, 2026 at Waco, Texas

TCU	010	200	100	-	4	7	2	(22-15)
Baylor	010	031	15x	-	11	12	1	(22-15)

WP-Davenport, Lucas (4-1); LP-Baumler, Trevor (3-4)
 SV BU-Bunch, Caleb (6)
 HR TCU-Franco, Noah (3); Traeger, Nolan (3)
 HR BU-Riebock, Pearson (1)
 T-3:02 A-3,505

April 19, 2026 at Waco, Texas

TCU	000	000	032	-	5	9	1	(23-15)
Baylor	200	020	000	-	4	6	0	(22-16)

WP-Quinn, Walter (3-2); LP-Bunch, Caleb (4-2)
 SV TCU-Sagouspe, Tanner (2)
 HR TCU-Brunson, Chase (7)
 HR BU-Janusek, Brady (9)
 T-2:56

April 19, 2026 at Waco, Texas

TCU	110	013	004	-	10	16	1	(24-15)
Baylor	000	100	001	-	2	10	3	(22-17)

WP-James, Zack (5-0); LP-Calder, Ethan (3-4)
 HR TCU-Gamster, Preston (3)
 T-2:53 A-2,857

April 21, 2026 at Fort Worth, Texas

DBU	020	002	010	0	-	5	8	1	(23-18)
TCU	101	011	010	1	-	6	13	2	(25-15)

WP-Sagouspe, Tanner (3-2); LP-Austin Kroll (0-2)
 HR DBU-Sartain, Brooks (1)
 T-3:20 A-3,390

April 24, 2026 at Fort Worth, Texas

Houston	010	001	001	-	3	5	0	(18-22)
TCU	030	201	02x	-	8	10	2	(26-15)

WP-Baumler, Trevor (2-3); LP-Hoffman, Kendall (2-5)
 HR TCU-Bell, Jack (5); Traeger, Nolan (3)
 HR UH-Climie, Cade (2/7)
 T-2:44 A-3,731

April 25, 2026 at Fort Worth, Texas

Houston	100	000	100	-	2	8	0	(18-23)
TCU	001	000	03x	-	4	9	1	(27-15)

WP-Stern, Nate (2-0); LP-Rodriguez, Ryne (1-1)
 SV TCU-Sagouspe, Tanner (3)
 HR TCU-Gamster, Preston (1)
 HR UH-Climie, Cade (8); LaLima, Jackson (7)
 T-2:53 A-3,949

April 26, 2026 at Fort Worth, Texas

Houston	000	000	2	-	2	5	0	(18-24)
TCU	104	603	x	-	14	16	0	(28-15)

WP-James, Zack (6-0); LP-Richie, Roman (2-1)
 HR TCU-Bell, Jack (6); Griffin, Colton (1)
 T-2:48 A-3,881

April 29, 2026 at Fort Worth, Texas

UT Arlington	010	000	0	-	1	6	0	(16-27)
TCU	021	702	x	-	12	14	0	(29-15)

WP-Franco, Noah (2-0); LP-Sears, Merck (2-3)
 HR TCU-Strosnider, Sawyer 2(12); Dallimore, Brady (6)
 Liddington, Rob (4)
 T-2:21 A-3,699

May 1, 2026 at Stillwater, Okla.

TCU	000	240	000	-	6	7	2	(29-16)
Oklahoma State	201	020	101	-	7	9	1	(29-17)

WP-Barrett, Hudson (4-1); LP-Stern, Nate (2-1)
 HR TCU-Brunson, Chase (9); Dallimore, Brady (7)
 Traeger, Nolan (4)
 HR OSU-Ritchie, Kollin 3(25); Wallace, Danny (3)
 T-3:14 A-4,073

May 2, 2026 at Stillwater, Okla.

TCU	000	002	000	-	2	5	0	(29-17)
Oklahoma State	000	002	34x	-	9	11	0	(30-17)

WP-Pesca, Mario (5-3); LP-LaPour, Tommy (0-1)
 HR OSU-Shull, Garrett (12); Ortiz, Avery (1)
 T-3:08 A-4,623

May 3, 2026 at Stillwater, Okla.

TCU	071	100	001	-	10	13	0	(29-18)
Oklahoma State	102	304	01x	-	11	12	2	(31-17)

WP-Burns, Zane (3-1); LP-Stern, Nate (2-2)
 SV OSU-Wech, Noah (6)
 HR TCU-Brunson, Chase (10); Dallimore, Brady (8);
 Arthur, Jack (3); Liddington, Rob (5)
 HR OSU-Ritchie, Kollin (26); Meola, Aidan 2(14)
 Smithwick, Campbell (7); Conover, Alex (8)
 T-3:56 A-4,287

May 8, 2026 at Fort Worth, Texas

Utah	000	000	000	-	0	3	0	(24-20)
TCU	000	120	00x	-	3	8	0	(30-18)

WP-LaPour, Tommy (1-1); LP-McAnelly, Colter (2-7)
 SV TCU-Sagouspe, Tanner (4)
 T-2:36 A-3,913

May 9, 2026 at Fort Worth, Texas

Utah	000	100	000	-	1	6	0	(24-21)
TCU	000	111	00x	-	3	8	0	(31-18)

WP-Davis, Lance (4-3); LP-Riske, Payton (4-3)
 HR TCU-Strosnider, Sawyer (13)
 HR Utah-Gurney, Cameron (5)
 T-2:23 A-4,115

May 10, 2026 at Fort Worth, Texas

Utah	021	000	000	-	3	7	0	(24-22)
TCU	031	000	00x	-	4	10	0	(32-18)

WP-Brassfield, Mason (4-3); LP-Graham-Pippen (0-1)
 SV TCU-Sagouspe, Tanner (5)
 HR Utah-Arambula, Daniel (6)
 T-2:44 A-3,769

May 14, 2026 at Morgantown, W. Va.

TCU	000	000	000	-	0	7	0	(32-19)
No. 9 West Virginia	020	000	00x	-	2	4	0	(36-12)

WP-Korn, Ian (5-0); LP-LaPour, Tommy (1-2)
 SV WVU-Estridge, Carson (2)
 T-2:32 A-2,645

May 15, 2026 at Morgantown, W. Va.

TCU	020	000	020	-	4	6	0	(33-19)
No. 9 West Virginia	000	000	000	-	0	3	0	(36-13)


WP-Davis, Lance (5-3); LP-Yehl, Maxx (7-2)
 HR TCU-Franco, Noah (4); Gargett, Kyuss (2); Gamster, Preston (5)
 T-2:34 A-3,759

May 15, 2026 at Morgantown, W. Va.

TCU	102	001	000	-	4	8	0	(33-20)
No. 9 West Virginia	002	100	03x	-	6	12	0	(37-13)

WP-Bassinger, Reese (3-2); LP-Sagouspe, Tanner (3-3)
 HR TCU-Gargett, Kyuss (3)
 HR WVU-Hall, Tyrus (5)
 T-3:00 A-3,846

2026 TCU BASEBALL



#1 JACK BELL
INF • 6-0 • 190 • L/R • JR
CORPUS CHRISTI, TEXAS
TEXAS A&M

BELL'S CAREER STATS

Yr.	Avg	GP-GS	AB	R	H	2B	3B	HR	RBI	SLG	BB	SO	SB-A
'24*	.250	19-3	16	7	4	1	0	1	4	.500	8	5	3-3
'25	.259	55-39	139	33	36	6	3	5	31	.453	26	43	3-6
'26	.300	49-46	150	39	45	8	1	6	27	.487	39	43	4-5
Tot	.279	123-88	305	70	85	15	4	12	62	.472	72	91	10-14

* - Totals at Texas A&M

Season Highs

Hits	4 vs. Houston 4/26
Runs	3, three times
RBI	4 vs. Houston 4/26
HR	1, six times
SB	1, four times
Last HR	vs. Houston 4/26/26

Career Highs

Hits	4 vs. Houston 4/26/26
Runs	3, three times
RBI	5 vs. Kansas 5/23/25
HR	1, 12 times
SB	2 vs. Houston 5/22/25

Career Highlights:

- Appeared in 123 games (88 as a starter, 25 as a defensive replacement, 9 as a pinch hitter and 1 as a pinch runner)
- Started 88 games (64 at third base, 20 at second base, 4 at shortstop)
- Recorded a hit in 61 games and reached safely in 85 games
- Has 17 multi-hit games and 15 multi-RBI games



#2 PRESTON GAMSTER
INF • 6-3 • 195 • R/R • SR
DALLAS, TEXAS
PARIS COLLEGE

GAMSTER'S CAREER STATS

Yr.	Avg	GP-GS	AB	R	H	2B	3B	HR	RBI	SLG	BB	SO	SB-A
'25	.148	15-6	27	2	4	1	0	0	2	.185	3	12	0-0
'26	.282	31-23	85	18	24	5	0	5	17	.518	6	32	5-8
Tot	.250	46-29	112	20	28	6	0	5	19	.438	9	44	5-8

Season Highs


Hits	3, twice
Runs	3, twice
RBI	3, three times
HR	1, five times
SB	1, five times
Last HR	at West Virginia 4/15/26

Career Highs

Hits	3, twice
Runs	3, twice
RBI	3, three times
HR	1, five times
SB	1, five times

Career Highlights:

- Appeared in 46 games (29 as a starter, 9 as a defensive replacement, 5 as a pinch hitter and 3 as a pinch runner)
- Started 29 games (11 at third base, 17 at shortstop, 1 as the designated hitter)
- Recorded a hit in 18 games and reached safely in 25 games
- Has seven multi-hit games and five multi-RBI contest



#5 LUCAS FRANCO
INF • 6-3 • 190 • L/R • FR
KATY, TEXAS
CINCO RANCH HS

FRANCO'S CAREER STATS

Yr.	Avg	GP-GS	AB	R	H	2B	3B	HR	RBI	SLG	BB	SO	SB-A
'26	.198	37-35	121	20	24	2	1	3	21	.306	18	37	2-3

Season Highs

Hits	4 at Arizona State 3/14
Runs	2, four times
RBI	4 vs. Tulane 3/8
HR	1, three times
SB	1, twice
Last HR	vs. Tulane 3/6/26

Career Highs

Hits	4 at Arizona State 3/14/26
Runs	2, four times
RBI	4 vs. Tulane 3/8/26
HR	1, three times
SB	1 vs. UT Arlington 2/17/26

Career Highlights:

- Appeared in 37 games (35 as a starter, 2 as a defensive replacement)
- Started 35 games (35 as at shortstop)
- Recorded a hit in 15 games and reached safely in 24 games
- Has seven multi-hit games and five multi-RBI contests.



#6 NOAH FRANCO
UT • 6-3 • 230 • L/L • SO
DOWNEY, CALIF.
IMG ACADEMY (FLA.)

FRANCO'S CAREER STATS

Yr.	Avg	GP-GS	AB	R	H	2B	3B	HR	RBI	SLG	BB	SO	SB-A
'25	.313	56-55	217	39	68	16	1	11	49	.548	25	63	4-6
'26	.226	24-23	93	15	21	2	0	4	13	.376	10	32	1-2
Tot	.287	80-78	310	54	89	18	1	15	62	.497	35	95	5-8

Season Highs

Hits	2, five times
Runs	3 at Kansas State 4/3
RBI	3 at Kansas State 4/3
HR	1, four times
SB	1 vs. Houston 4/24
Last HR	at West Virginia 5/15/26

Career Highs

Hits	5 vs. BYU 4/3/25
Runs	4 at Houston 3/30/25
RBI	5 vs. Cincinnati 5/9/25
HR	2 at San Diego 2/16/25
SB	1, five times

Career Highlights:

- Appeared in 80 games (78 as a starter, 1 as a pinch runner, 1 as a pinch hitter)
- Started 78 games (25 in right field, 44 as the designated hitter, 9 in left field)
- Reached base safely in 63 games and hit safely in 56
- Has 25 multi-hit games and 16 multi-RBI contests

2026 TCU BASEBALL



#7 COLE CRAMER
INF • 6-1 • 190 • R/R • GR
ARLINGTON, WASH.
WASHINGTON STATE

CRAMER'S CAREER STATS

Yr.	Avg	GP-GS	AB	R	H	2B	3B	HR	RBI	SLG	BB	SO	SB-A
'24*	.345	53-52	197	42	68	15	2	3	37	.487	25	40	7-7
'25	.320	59-59	222	35	71	9	2	3	43	.419	43	54	9-11
'26	.313	53-53	211	52	66	8	1	3	38	.403	30	48	8-9
Tot	.325	165-164	630	129	205	32	5	9	117	.435	98	142	24-27


* - Totals at Washington State

Season Highs	
Hits	4 at Kansas State 4/3
Runs	5 vs. Texas Tech 3/27
RBI	3, five times
HR	1, three times
SB	1, eight times
Last HR	at Kansas State 4/4/26

Career Highs	
Hits	4, twice
Runs	5 vs. Texas Tech 3/27/26
RBI	4, three times
HR	2 at San Diego 2/17/25
SB	2 at UCLA 3/16/24

Career Highlights:

- Appeared in 165 games (164 as a starter, 1 as a pinch hitter)
- Started 164 games (51 at third base, 89 at second base, 23 at first base, 1 as the designated hitter)
- Recorded a hit in 124 games and reached safely in 142 games
- Tallied 57 multi-hit games and 31 multi-RBI contests



#8 LANE HUTCHINSON
INF • 6-1 • 205 • R/R • GR
SLAUGHTER, LA.
ANGELO STATE

HUTCHINSON'S CAREER STATS

Yr.	Avg	GP-GS	AB	R	H	2B	3B	HR	RBI	SLG	BB	SO	SB-A
'23*	.344	48-42	154	51	53	7	0	8	36	.545	11	32	4-7
'24*	.353	50-50	190	44	67	19	0	8	46	.579	21	28	1-4
'25!	.403	56-56	191	57	77	13	1	5	77	.560	28	28	5-7
'26	.500	5-0	2	2	1	0	0	0	0	.500	3	0	0-0
Tot	.369	159-148	537	154	198	39	1	21	159	.562	62	88	10-18

* - Totals at UT Tyler | ! - Totals at Angelo State

Season Highs	
Hits	1 vs. Houston 4/26
Runs	2 vs. New Mexico State 3/17
RBI	N/A
HR	N/A
SB	N/A
Last HR	vs. Lubbock Christian 5/15/25

Career Highs	
Hits	5 at West Texas A&M 3/24/24
Runs	5 at Sul Ross State 2/15/25
RBI	6, two times
HR	3 at West Texas A&M 3/24/24
SB	1, 10 times

Career Highlights:

- Appeared in 159 games (148 as a starter, 6 as a pinch hitter, 4 as a defensive replacement, 1 as a pinch runner)
- Started 148 games (71 at second base, 62 at third base, 11 at shortstop, 4 as the designated hitter)
- Recorded a hit in 115 games and reached safely in 134 games
- Tallied 61 multi-hit games and 42 multi-RBI contests



#10 SAWYER STROSNIDER
OF • 6-2 • 205 • L/L • SO
BROCK, TEXAS
BROCK HS

STROSNIDER'S CAREER STATS

Yr.	Avg	GP-GS	AB	R	H	2B	3B	HR	RBI	SLG	BB	SO	SB-A
'25	.350	56-55	220	52	77	13	10	11	51	.650	20	47	10-14
'26	.273	50-50	183	54	50	11	4	13	47	.590	43	43	12-14
Tot	.315	107-105	403	106	127	24	14	24	98	.623	63	90	22-28

Season Highs	
Hits	4 vs. New Mexico State 3/17
Runs	3, three times
RBI	8 vs. New Mexico State 3/17
HR	2, twice
SB	3 vs. New Haven 2/28
Last HR	vs. Utah 5/9/26

Career Highs	
Hits	4, six times
Runs	4 at Houston 3/29/25
RBI	4 vs. New Mexico State 3/17/26
HR	2, four times
SB	3 vs. New Haven 2/28/26

Career Highlights:

- Played in 106 games (105 as a starter, 1 as a defensive replacement)
- Started 105 games (65 in right field, 23 as the designated hitter, 17 in center field)
- Recorded a hit in 76 games and reached safely in 95 games
- Tallied 34 multi-hit games and 23 multi-RBI games

2026 TCU BASEBALL



#11 COLTON GRIFFIN
UT • 5-10 • 190 • L/R • JR
SPRING, TEXAS
STEPHEN F. AUSTIN

GRIFFIN'S CAREER STATS

Yr.	Avg	GP-GS	AB	R	H	2B	3B	HR	RBI	SLG	BB	SO	SB-A
'24*	.303	50-49	185	37	56	13	3	5	22	.486	18	34	21-24
'25	.266	33-29	94	19	25	6	1	2	14	.415	15	22	6-9
'26	.295	41-39	139	27	41	5	1	1	18	.367	22	23	10-11
Tot	.292	124-117	418	83	122	24	5	8	54	.431	55	79	37-44

* - Totals at Stephen F. Austin

Season Highs

Hits	4 at Dallas Baptist 3/24
Runs	3, four times
RBI	2, five times
HR	1 vs. Houston 4/26
SB	2 vs. New Haven 3/1
Last HR	vs. Houston 4/26/26

Career Highs

Hits	4 at Dallas Baptist 3/24/26
Runs	4, three times
RBI	4, twice
HR	2 vs. TAMU-CC 2/17/24
SB	3 vs. Central Michigan 2/16/24

Career Highlights:

- Appeared in 124 games (117 as a starter, 4 as a pinch hitter, 1 as a pinch runner, 2 as a defensive replacement)
- Started 117 games (25 at third base, 19 at shortstop, 19 at second base, 12 as the designated hitter, 4 in center field and 28 in left field)
- Recorded a hit in 76 games and reached safely in 92 contests
- Tallied 35 multi-hit games and 13 multi-RBI contests



#12 KYUSS GARGETT
INF • 6-1 • 195 • B/R • JR
ANDERSON, IND.
KENTUCKY

GARGETT'S CAREER STATS

Yr.	Avg	GP-GS	AB	R	H	2B	3B	HR	RBI	SLG	BB	SO	SB-A
'24*	.143	12-5	21	5	3	1	1	1	1	.429	2	6	0-0
'25*	.266	40-25	94	20	25	3	0	1	17	.330	8	19	8-10
'26	.228	29-24	79	16	18	1	0	3	14	.354	15	19	4-4
Tot	.237	81-54	194	41	46	5	1	5	32	.351	25	44	12-14

* - Totals at Kentucky

Season Highs

Hits	3 at UCLA 2/20
Runs	2 vs. New Haven 3/1
RBI	3 vs. New Haven 3/1
HR	1, three times
SB	2 vs. Arizona 4/10
Last HR	at West Virginia 5/16/26

Career Highs

Hits	3 at UCLA 2/20/26
Runs	3 vs. Louisville 4/22/25
RBI	3 vs. New Haven 3/1/26
HR	1, five times
SB	2 vs. Arizona 4/10/26

Career Highlights:

- Appeared in 81 games (54 as a starter, 10 as a pinch runner, 9 as a pinch hitter and 8 as a defensive replacement)
- Started 54 games (22 as the designated hitter, 1 at third base, 6 at shortstop, 3 at second base and 2 in right field)
- Recorded a hit in 34 games and reached safely in 47 games
- Tallied 11 multi-hit games and five multi-RBI contests



#13 COLE EATON
OF • 6-0 • 180 • R/R • SO
ELKHORN, NEB.
TENNESSEE

EATON'S CAREER STATS

Yr.	Avg	GP-GS	AB	R	H	2B	3B	HR	RBI	SLG	BB	SO	SB-A
'25	.333	30-0	9	7	3	0	0	0	2	.333	1	2	6-7
'26	.182	15-1	11	0	2	0	0	0	2	.182	0	3	0-1
Tot	.250	45-1	20	7	5	0	0	0	4	.250	1	5	6-8

Season Highs

Hits	1, twice
Runs	N/A
RBI	1, twice
HR	N/A
SB	N/A
Last HR	N/A

Career Highs

Hits	1, five times
Runs	2 vs. Arizona State 3/15/25
RBI	2 vs. Utah 5/15/25
HR	N/A
SB	1, six times

Career Highlights:

- Appeared in 45 games (20 as a pinch runner, 20 as a defensive replacement, 4 as a pinch hitter and 1 as a starter)
- Started 1 game (1 in left field)



#15 CHASE BRUNSON
OF • 6-3 • 210 • R/R • JR
SAN CLEMENTE, CALIF.
SAN CLEMENTE HS

BRUNSON'S CAREER STATS

Yr.	Avg	GP-GS	AB	R	H	2B	3B	HR	RBI	SLG	BB	SO	SB-A
'24	.291	43-42	148	36	43	8	0	4	25	.426	20	26	5-6
'25	.317	58-58	224	56	71	13	2	12	46	.554	26	35	9-9
'26	.304	51-51	171	37	52	11	1	10	51	.556	33	42	13-18
Tot	.306	152-151	543	129	166	32	3	26	122	.519	79	103	27-33

Season Highs

Hits	3 at Baylor 4/19
Runs	3 vs. New Haven 3/1
RBI	5 at Baylor 4/19
HR	1, 10 times
SB	2 vs. New Haven 2/28
Last HR	at Oklahoma State 5/3/26


Career Highs

Hits	5 at Houston 3/30/25
Runs	4 at Texas Tech 3/21/25
RBI	5 at Baylor 4/19/26
HR	2, twice
SB	2 vs. New Haven 2/28/26

Career Highlights:

- Appeared in 152 games (151 as a starter and 1 as a defensive replacement)
- Started 151 games (133 in center field, 16 in right field and 2 as the designated hitter)
- Recorded a hit in 111 games and reached safely in 136 contests
- Tallied 41 multi-hit games and 34 multi-RBI contests

2026 TCU BASEBALL



#16 NOLAN TRAEGER
C • 6-0 • 215 • L/R • SO
SPRING, TEXAS
CONCORDIA LUTHERAN

TRAEGER'S CAREER STATS

Yr.	Avg	GP-GS	AB	R	H	2B	3B	HR	RBI	SLG	BB	SO	SB-A
'25	.327	47-43	159	29	52	8	3	3	17	.472	21	29	2-2
'26	.292	45-43	154	20	45	8	0	4	34	.422	23	23	1-1
Tot	.310	92-86	313	49	97	16	3	7	51	.447	44	52	3-3

Season Highs

Hits 3, five times
 Runs..... 3 vs. Houston 4/24
 RBI..... 6 at LMU 2/23
 HR 1, four times
 SB 1 vs. Tulane 3/6
 Last HR..... at Oklahoma State 5/1/26

Career Highs

Hits 3, six times
 Runs..... 3 vs. Houston 4/24/26
 RBI..... 6 at LMU 2/23/26
 HR 1, seven times
 SB 1, three times

Career Highlights:

- Appeared in 92 games (86 as a starter, 3 as a defensive replacement and 4 as a pinch hitter)
- Started 86 games (77 at catcher, 9 as the designated hitter)
- Recorded a hit in 66 games and reached safely in 80 contests
- Has 24 multi-hit games and 13 multi-RBI games



#17 ROB LIDDINGTON
UT • 6-3 • 190 • R/L • GR
PHOENIX, ARIZ.
INCARNATE WORD

LIDDINGTON'S CAREER STATS

Yr.	Avg	GP-GS	AB	R	H	2B	3B	HR	RBI	SLG	BB	SO	SB-A
'24*	.257	26-18	74	18	19	7	0	2	12	.432	5	29	1-2
'25*	.359	50-50	206	53	74	10	5	15	50	.675	24	37	13-14
'26	.268	43-38	127	26	34	7	0	5	27	.441	17	34	5-6
Tot	.314	119-106	405	97	127	24	5	22	89	.560	46	100	19-22

* - Totals at Incarnate Word

Season Highs

Hits 3, three times
 Runs..... 3 at Baylor 4/19
 RBI..... 4 vs. Tarleton State 4/14
 HR 1, five times
 SB 1, five times
 Last HR..... at Oklahoma State 5/3/26

Career Highs

Hits 4, three times
 Runs..... 3, eight times
 RBI..... 6 at UTSA 3/11/25
 HR 2, twice
 SB 2 at Southern 3/19/25

Career Highlights:

- Appeared in 119 games (106 as a starter, 8 as a defensive replacement, 3 as a pinch hitter and 2 as a pinch runner)
- Started 106 games (87 at first base, 9 in right field, 5 in left field and 5 in center field)
- Recorded a hit in 74 games and reached safely in 89 games
- Tallied 36 multi-hit games and 24 multi-RBI contests



#20 JACK ARTHUR
OF • 6-1 • 200 • R/R • RSR
FLOWER MOUND, TEXAS
WEATHERFORD COLLEGE

ARTHUR'S CAREER STATS

Yr.	Avg	GP-GS	AB	R	H	2B	3B	HR	RBI	SLG	BB	SO	SB-A
'24	.308	21-13	52	13	16	3	2	1	8	.500	6	13	2-4
'25	.282	21-8	39	13	11	2	1	2	9	.538	3	10	2-2
'26	.218	29-18	78	13	17	5	0	3	7	.397	9	21	7-8
Tot	.260	71-39	169	49	44	10	3	6	24	.462	18	44	11-14

Season Highs

Hits 2, four times
 Runs..... 2 vs. Abilene Christian 3/3
 RBI..... 2 vs. New Haven 2/28
 HR 1, three times
 SB 2 vs. New Haven 2/28
 Last HR..... at Oklahoma State 5/3/26

Career Highs

Hits 2, nine times
 Runs..... 2, four times
 RBI..... 4 at Baylor 5/3/24
 HR 1, four times
 SB 2, twice

Career Highlights:

- Appeared in 71 games (39 as a starter, 15 as a pinch hitter, 9 as a pinch runner, 8 as a defensive replacement)
- Started 39 games (26 in left field, 11 as the designated hitter and 2 in right field)
- Recorded a hit in 35 games and reached safely in 40 contests
- Tallied eight multi-hit games and six multi-RBI contests



#27 BRADY DALLIMORE
C/1B • 6-4 • 240 • R/R • FR
LAS VEGAS, NEV.
PALO VERDE HS

DALLIMORE'S CAREER STATS

Yr.	Avg	GP-GS	AB	R	H	2B	3B	HR	RBI	SLG	BB	SO	SB-A
'26	.279	38-33	122	28	33	8	1	8	23	.549	14	34	0-0

Season Highs

Hits 3 vs. Houston 4/26
 Runs..... 3 vs. Houston 4/26
 RBI..... 6 vs. Houston 4/26
 HR 1, eight times
 SB N/A
 Last HR..... at Oklahoma State 5/3/26

Career Highs

Hits 3 vs. Houston 4/26/26
 Runs..... 3 vs. Houston 4/26/26
 RBI..... 6 vs. Houston 4/26/26
 HR 1, eight times
 SB N/A

Career Highlights:

- Appeared in 38 games (33 as a starter, 3 as a pinch hitter, 1 as a defensive replacement)
- Started 33 games (19 as the catcher, 7 at first base and 7 as the designated hitter)
- Recorded a hit in 21 games and reached safely in 22 games
- Has 10 multi-hit games and four multi-RBI contests

2026 TCU BASEBALL



#28 COLIN BLANCHARD
C • 6-1 • 200 • R/R • SR
LADERA RANCH, CALIF.
WASHINGTON

HUTCHINSON'S CAREER STATS

Yr.	Avg	GP-GS	AB	R	H	2B	3B	HR	RBI	SLG	BB	SO	SB-A
'23*	.150	17-5	20	2	3	2	0	0	1	.250	3	10	0-1
'24*	.236	44-36	106	15	25	5	0	1	12	.311	20	24	0-1
'25*	.196	23-14	56	13	11	2	0	2	15	.339	11	13	1-1
'26	.000	5-0	0	0	0	0	0	0	1	.000	0	0	0-0
Tot	.214	89-55	182	30	39	9	0	3	29	.313	34	47	1-3

* - Totals at Washington

Season Highs


Hits N/A
 Runs N/A
 RBI 1 vs. New Haven 3/1
 HR N/A
 SB N/A
 Last HR vs. Purdue 4/4/25

Career Highs

Hits 3 at St. John's 4/1/25
 Runs 4 at St. John's 4/1/25
 RBI 3, three times
 HR 1, three times
 SB 1 vs. Gonzaga 3/14/25

Career Highlights:

- Appeared in 89 games (55 as a starter, 19 as a defensive replacement, 13 as a pinch hitter, 2 as a pinch runner)
- Started 55 games (55 as the catcher)
- Recorded a hit in 28 games and reached safely in 41 games
- Tallied 10 multi-hit games and 8 multi-RBI contests



#6 NOAH FRANCO
LHP • 6-3 • 230 • L/L • SO
DOWNEY, CALIF.
IMG ACADEMY (FLA.)

FRANCO'S CAREER STATS

Yr.	ERA	W-L	G-GS	CG	SH/CB	SV	IP	H	R	ER	BB	SO	WP	HP
'25	7.30	0-0	8-3	0	0/0	0	12.1	12	10	10	9	18	2	2
'26	7.90	2-0	12-1	0	0/0	1	13.2	16	13	12	11	18	5	4
Tot	7.61	2-0	20-4	0	0/0	1	26.0	28	23	22	20	36	7	6

Career Highlights:

- Team has a 14-6 record in games he pitched
- Team has a 2-2 record in games he starts
- Held opponents scoreless in 10 of 16 relief appearance

Season Highs

SO 4 vs. Arkansas 2/14
 Walks 3 at Oklahoma State 5/3
 Hits 3 vs. Dallas Baptist 4/21
 IP 3.0 vs. Arkansas 2/14
 ER 4 at UCLA 2/22

Career Highs

SO 5 vs. Arizona State 3/16/25
 Walks 4 at Texas Tech 3/22/25
 Hits 3, three times
 IP 4.2 vs. Arizona State 3/16/25
 ER 4, three times

Date	Opponent	W-L-SV	ERA	IP	H	R	ER	BB	SO	HP	BF
2/14	Arkansas	0-0-1	0.00	3.0	0	0	0	1	4	0	10
2/22	UCLA	0-0-1	12.00	0.0	1	4	4	1	1	1	4
3/22	UCF	0-0-1	10.80	0.1	1	0	0	2	1	0	4
3/24	Dallas Baptist	0-0-1	14.73	0.1	2	2	2	1	0	0	4
3/29	Texas Tech	1-0-1	10.80	1.1	1	0	0	0	2	0	5
3/31	Lamar	1-0-1	9.00	1.0	1	0	0	0	2	0	4
4/4	Kansas State	1-0-1	6.75	2.0	0	0	0	1	1	0	7
4/11	Arizona	1-0-1	6.75	0.0	1	0	0	0	0	0	1
4/21	Dallas Baptist	1-0-1	8.00	1.0	3	2	2	0	2	1	7
4/26	Houston	1-0-1	8.10	1.0	1	2	1	1	1	1	6
4/29	UT Arlington*	2-0-1	7.50	2.0	2	1	1	1	3	1	9
5/3	Oklahoma State	2-0-1	7.90	1.2	3	2	2	3	1	0	10



#9 TREVOR BAUMLER
RHP • 6-3 • 210 • R/R • SO
URBANDALE, IOWA
DOWLING CATHOLIC HS

BAUMLER'S CAREER STATS

Yr.	ERA	W-L	G-GS	CG	SH/CB	SV	IP	H	R	ER	BB	SO	WP	HP
'25	6.39	2-4	13-8	0	0/0	0	38.0	45	39	27	10	34	3	12
'26	6.44	2-3	15-7	0	0/1	0	43.1	52	32	31	17	32	5	8
Tot	6.42	4-7	28-15	0	0/1	0	81.1	97	71	58	27	66	8	20

Career Highlights:

- Team is 13-15 in games he pitches
- Team is 6-9 in games he starts
- Held opponents scoreless in six of 13 relief appearances
- Stranded 2 of 4 inherited runners

Season Highs

SO 5 at Baylor 4/17
 Walks 3, twice
 Hits 7, twice
 IP 5.2 vs. Houston 4/24
 ER 5, twice

Career Highs

SO 6 vs. UTRGV 3/25/25
 Walks 3, twice
 Hits 9 vs. Arizona State 3/15/25
 IP 7.0 vs. UTRGV 3/25/25
 ER 6 vs. Fresno State 3/9/25

Date	Opponent	W-L-SV	ERA	IP	H	R	ER	BB	SO	HP	BF
2/15	Oklahoma	0-0-0	45.00	1.0	3	6	5	2	1	1	10
2/20	UCLA	0-0-0	16.88	1.2	1	0	0	1	1	0	8
2/23	LMU	0-0-0	12.27	1.0	0	0	0	0	0	0	3
3/1	New Haven	0-0-0	6.75	3.0	2	0	0	1	3	0	12
3/6	Tulane	0-0-0	5.87	1.0	1	0	0	0	1	0	4
3/10	Kansas*	0-0-0	5.19	1.0	0	0	0	0	0	0	3
3/15	Arizona State*	0-1-0	5.27	5.0	7	3	3	1	2	1	24
3/22	UCF*	0-2-0	7.47	2.0	6	5	5	1	1	0	11
3/28	Texas Tech	1-2-0	6.41	4.0	6	1	1	2	4	0	19
4/3	Kansas State	1-2-0	7.15	3.0	4	4	4	1	3	2	14
4/10	Arizona*	1-2-0	7.09	4.0	7	3	3	3	3	0	21
4/17	Baylor*	1-3-0	7.34	4.0	6	4	4	0	5	1	19
4/24	Houston*	2-3-0	6.69	5.2	3	2	2	3	2	1	23
5/1	Oklahoma State*	2-3-0	6.92	4.0	4	4	4	1	4	1	18
5/8	Utah	2-3-0	6.44	3.0	2	0	0	1	2	1	12

2026 TCU BASEBALL



#13 COLE EATON
RHP • 6-0 • 180 • R/R • SO
ELKHORN, NEB.
TENNESSEE

BARRIENTES' CAREER STATS

Yr.	ERA	W-L	G-GS	CG	SH/CB	SV	IP	H	R	ER	BB	SO	WP	HP
'26	27.00	0-0	3-0	0	0/0	0	2.1	4	7	7	9	0	2	1

Career Highlights:

- Team is 0-3 in games he pitches
- Has held opponents scoreless in 1 of 2 relief appearances


Season Highs

SO.....N/A
 Walks.....5 vs. UCF 3/20
 Hits.....2 vs. UCF 3/20
 IP.....2.0 at UCLA 2/20
 ER.....3 at UCLA 2/22

Career Highs

SO.....N/A
 Walks.....5 vs. UCF 3/20/26
 Hits.....2 vs. UCF 3/20/26
 IP.....2.0 at UCLA 2/20/26
 ER.....3 at UCLA 2/22/26

Date	Opponent	W-L-SV	ERA	IP	H	R	ER	BB	SO	HP	BF
2/20	UCLA	0-0-0	0.0	2.0	1	0	0	2	0	0	8
2/22	UCLA	0-0-0	13.50	0.0	1	3	3	2	0	1	4
3/20	UCF	0-0-0	27.00	0.1	2	4	4	5	0	0	7



#18 ZACK JAMES
RHP • 6-3 • 195 • R/R • SO
FLOWER MOUND, TEXAS
FLOWER MOUND HS

JAMES' CAREER STATS

Yr.	ERA	W-L	G-GS	CG	SH/CB	SV	IP	H	R	ER	BB	SO	WP	HP
'25	7.20	3-0	10-4	0	0/1	0	20.0	26	18	16	5	14	2	2
'26	3.64	6-0	15-8	0	0/1	0	59.1	60	24	24	19	48	0	6
Tot	4.54	9-0	25-12	0	0/2	0	79.1	86	42	40	24	62	2	8

Career Highlights:

- Team is 19-6 in games he pitches
- Team is 8-4 in games he starts
- Held opponents scoreless in three of 12 relief appearances

Season Highs

SO.....8 at Baylor 4/19
 Walks.....4 vs. Texas Tech 3/29
 Hits.....9 vs. UCF 3/22
 IP.....8.0 at Kansas State 4/5
 ER.....6 at Oklahoma State 5/3

Career Highs

SO.....8 at Baylor 4/19/26
 Walks.....4 vs. Texas Tech 3/29/26
 Hits.....9 vs. UCF 3/22/26
 IP.....8.0 at Kansas State 4/5/26
 ER.....6 at Oklahoma State 5/3/26

Date	Opponent	W-L-SV	ERA	IP	H	R	ER	BB	SO	HP	BF
2/14	Arkansas	1-0-0	9.00	2.0	3	2	2	2	4	0	11
2/23	LMU	1-0-0	13.50	0.2	2	2	2	1	1	2	7
2/28	New Haven	1-0-0	9.64	2.0	3	1	1	0	4	0	9
3/10	Kansas	2-0-0	5.78	4.2	1	0	0	0	5	0	16
3/15	Arizona State	2-0-0	5.23	1.0	1	1	1	0	0	0	4
3/17	New Mexico State	3-0-0	4.38	2.0	2	0	0	1	1	0	9
3/22	UCF	3-0-0	5.29	4.2	9	4	4	0	2	0	21
3/29	Texas Tech*	3-0-0	4.76	5.2	1	2	2	4	4	2	24
4/5	Kansas State*	4-0-0	3.52	8.0	5	0	0	1	5	1	29
4/11	Arizona*	4-0-0	2.87	7.0	5	0	0	0	3	1	24
4/19	Baylor*	5-0-0	2.62	7.0	6	1	1	2	8	0	27
4/26	Houston*	6-0-0	2.36	5.0	3	0	0	2	2	0	19
5/3	Oklahoma State*	6-0-0	3.21	3.2	6	6	6	3	2	0	20
5/10	Utah*	6-0-0	3.49	3.1	7	3	3	1	3	0	18
5/16	West Virginia*	6-0-0	3.64	2.2	6	2	2	2	4	0	16



#21 TYLER PHENOW
RHP • 6-6 • 205 • R/R • SO
CHAMPLIN, MINN.
CHAMPLIN PARK HS

PHENOW'S CAREER STATS

Yr.	ERA	W-L	G-GS	CG	SH/CB	SV	IP	H	R	ER	BB	SO	WP	HP
'25	0.00	0-0	1-0	0	0/0	0	1.0	0	0	0	0	1	0	0
'26	11.70	0-0	13-0	0	0/0	0	10.0	20	13	13	7	6	1	2
Tot	10.64	0-0	14-0	0	0/0	0	11.0	20	13	13	7	7	1	2

Career Highlights:

- Team is 7-7 in games he pitches
- Held opponents scoreless in seven of 14 relief appearances

Season Highs

SO.....2 vs. New Mexico State 3/17
 Walks.....2 vs. New Mexico State 3/17
 Hits.....3, five times
 IP.....1.2, twice
 ER.....4 vs. Kansas 3/10

Career Highs

SO.....2 vs. New Mexico State 3/17/26
 Walks.....2 vs. New Mexico State 3/17/26
 Hits.....3, five times
 IP.....1.2, twice
 ER.....4 vs. Kansas 3/10

Date	Opponent	W-L-SV	ERA	IP	H	R	ER	BB	SO	HP	BF
2/15	Oklahoma	0-0-0	27.00	0.1	3	1	1	0	0	0	4
2/17	UT Arlington	0-0-0	27.00	0.2	3	2	2	0	1	0	5
2/20	UCLA	0-0-0	22.50	1.0	3	2	2	1	0	1	8
2/22	UCLA	0-0-0	22.50	0.0	1	0	0	0	0	1	2
3/1	New Haven	0-0-0	15.00	1.0	1	0	0	0	0	0	4
3/6	Tulane	0-0-0	11.25	1.0	1	0	0	1	1	0	5
3/10	Kansas	0-0-0	18.69	0.1	3	4	4	1	0	0	5
3/17	New Mexico State	0-0-0	15.00	1.2	1	1	1	2	2	0	8
3/20	UCF	0-0-0	11.24	1.2	1	0	0	1	1	0	6
3/22	UCF	0-0-0	10.80	0.2	0	0	0	0	0	0	1
3/24	Dallas Baptist	0-0-0	10.00	0.2	0	0	0	0	1	0	2
3/27	Texas Tech	0-0-0	12.54	0.1	3	3	3	1	0	0	5
4/14	Tarleton State	0-0-0	11.70	0.2	0	0	0	0	0	0	1

2026 TCU BASEBALL



#23 MASON BRASSFIELD
LHP • 6-4 • 215 • L/L • SO
BAKERSFIELD, CALIF.
BAKERSFIELD CHRISTIAN HS

BRASSFIELD'S CAREER STATS

Yr.	ERA	W-L	G-GS	CG	SH/CB	SV	IP	H	R	ER	BB	SO	WP	HP
'25	4.09	5-2	18-7	0	0/0	0	61.2	59	32	28	23	68	6	7
'26	5.66	4-3	15-8	0	0/1	0	47.2	56	35	30	25	65	4	6
Tot	4.77	9-5	33-15	0	0/1	0	109.1	115	67	58	48	133	10	13

Career Highlights:

- Team is 20-13 in games he pitches
- Team is 9-6 in games he starts
- Held opponents scoreless in 9 of 18 relief appearances
- Allowed 5 of 11 inherited runners to score


Season Highs

SO.....10 vs. Tulane 3/6
Walks.....4 vs. Arkansas 2/14
Hits.....8 vs. UCF 3/20
IP.....6.0 at Arizona State 3/15
ER.....8 vs. UCF 3/20

Career Highs

SO.....10 vs. Tulane 3/6/26
Walks.....4 vs. Arkansas 2/14/26
Hits.....8 vs. UCF 3/20/26
IP.....6.2 at Utah 5/17/25
ER.....8 vs. UCF 3/20/26

Date	Opponent	W-L-SV	ERA	IP	H	R	ER	BB	SO	HP	BF
2/14	Arkansas*	0-0-0	4.50	4.0	3	2	2	4	6	1	21
2/20	UCLA*	0-1-0	11.12	1.2	7	5	5	1	2	1	14
2/27	New Haven*	1-1-0	8.38	4.0	5	2	2	2	5	1	19
3/6	Tulane*	2-1-0	6.75	5.0	3	2	2	2	10	0	20
3/15	Arizona State*	2-1-0	5.23	6.0	4	1	1	2	8	0	22
3/20	UCF*	2-2-0	8.06	1.2	8	8	8	2	3	0	15
3/27	Texas Tech*	3-2-0	7.57	5.0	6	3	3	3	4	1	25
4/3	Kansas State*	3-2-0	8.01	3.0	7	8	4	3	5	0	19
4/10	Arizona	3-3-0	7.13	5.0	4	1	1	1	9	0	21
4/17	Baylor	3-3-0	7.12	1.1	2	1	1	2	1	0	9
4/29	UT Arlington	3-3-0	6.87	1.1	1	0	0	0	1	1	7
5/1	Oklahoma State	3-3-0	6.53	3.1	4	2	1	1	5	0	16
5/8	Utah	3-3-0	6.23	2.0	0	0	0	0	2	1	7
5/10	Utah	4-3-0	5.96	2.0	0	0	0	1	1	0	7
5/16	West Virginia	4-3-0	5.66	2.1	1	0	0	1	3	0	8



#24 TANNER SAGOUSPE
RHP • 6-0 • 195 • R/R • GR
MADERA, CALIF.
CAL POLY

SAGOUSPE'S CAREER STATS

Yr.	ERA	W-L	G-GS	CG	SH/CB	SV	IP	H	R	ER	BB	SO	WP	HP
'22*	0.00	0-0	1-0	0	0/0	0	0.1	0	0	0	1	1	1	1
'23*	8.79	1-2	10-1	0	0/0	1	14.1	19	14	14	10	16	5	3
'24*	3.23	4-2	28-0	0	0/1	9	47.1	35	17	17	18	54	3	7
'25*	3.65	4-2	28-0	0	0/1	6	44.1	35	23	18	24	52	8	6
'26	2.51	3-3	19-0	0	0/1	5	32.1	22	10	9	14	42	9	2
Tot	3.76	12-9	87-1	0	0/3	21	138.2	111	64	58	67	165	26	19

* - Totals at Cal Poly

Career Highlights:

- Team is 55-32 in games he pitches
- Team is 1-0 in games he starts
- Held opponents scoreless in 54 of 86 relief appearances
- Allowed 8 of 29 inherited runners to score

Season Highs

SO.....5 vs. Dallas Baptist 4/21
Walks.....3 at West Virginia 5/16
Hits.....4, twice
IP.....3.1 vs. Texas Tech 3/28
ER.....3 at West Virginia 5/16

Career Highs

SO.....8 vs. UC Santa Barbara 3/23/24
Walks.....3, five times
Hits.....4, five times
IP.....4.2 vs. UC Santa Barbara 4/19/25
ER.....5 vs. CSUN 3/17/24

Date	Opponent	W-L-SV	ERA	IP	H	R	ER	BB	SO	HP	BF
2/13	Vanderbilt	1-0-0	4.50	2.0	2	1	1	0	4	0	8
2/22	UCLA	1-1-0	5.40	3.0	4	2	2	0	2	0	13
3/3	Abilene Christian	1-1-0	3.86	2.0	1	0	0	1	3	1	9
3/8	Tulane	1-1-0	4.00	2.0	1	1	1	2	2	1	9
3/13	Arizona State	1-1-1	3.60	1.0	2	0	0	0	1	0	4
3/20	UCF	1-1-1	3.00	2.0	1	1	0	0	1	0	7
3/24	Dallas Baptist	2-1-1	2.40	3.0	0	0	0	1	2	0	11
3/28	Texas Tech	2-1-1	1.96	3.1	4	0	0	0	3	0	13
4/3	Kansas State	2-1-1	1.77	2.0	1	0	0	2	3	0	9
4/11	Arizona	2-2-1	2.05	1.2	2	1	1	1	1	0	7
4/14	Tarleton State	2-2-1	1.96	1.0	0	0	0	1	2	0	3
4/19	Baylor	2-2-2	1.88	1.0	0	0	0	0	1	0	3
4/22	Dallas Baptist	3-2-2	1.73	2.0	0	0	0	0	5	0	6
4/24	Houston	3-2-2	1.67	1.0	0	0	0	0	3	0	3
4/25	Houston	3-2-3	1.61	1.0	1	0	0	0	1	0	4
5/3	Oklahoma State	3-2-3	1.80	2.0	1	1	1	2	4	0	9
5/8	Utah	3-2-4	1.74	1.0	0	0	0	1	3	0	4
5/10	Utah	3-2-5	1.69	1.0	0	0	0	0	1	0	3
5/16	West Virginia	3-3-5	2.51	0.1	1	3	3	3	0	0	5



#25 NOLAN JOHNSON
LHP • 6-1 • 190 • L/L • SR
LAKEVILLE, MINN.
NORTH DAKOTA STATE

JOHNSON'S CAREER STATS

Yr.	ERA	W-L	G-GS	CG	SH/CB	SV	IP	H	R	ER	BB	SO	WP	HP
'23	5.52	3-2	10-0	0	0/0	0	14.2	19	9	9	5	16	0	4
'24	2.73	2-0	6-5	0	0/0	0	26.1	18	8	8	6	28	0	2
'25	4.52	4-6	16-16	0	0/0	0	87.2	85	46	44	23	79	4	4
'26	7.71	0-2	10-4	0	0/0	0	16.1	24	24	22	11	12	2	2
Tot	5.15	9-10	42-25	0	0/0	0	145.0	146	87	83	45	135	6	12

* - Totals at North Dakota State

Career Highlights:

- Team is 18-24 in games he pitches
- Team is 11-14 in games he starts
- Held opponents scoreless in 10 of 17 relief appearances
- Allowed one of four inherited runner to score

Season Highs

SO.....3, twice
Walks.....3, twice
Hits.....5 vs. Tarleton State 4/14
IP.....3.2 at Abilene Christian 4/7
ER.....4 vs. UCF 3/20

Career Highs

SO.....10 at Omaha 4/4/25
Walks.....4, twice
Hits.....8, three times
IP.....8.0 vs. Oral Roberts 5/2/25
ER.....6, twice

Date	Opponent	W-L-SV	ERA	IP	H	R	ER	BB	SO	HP	BF
2/17	UT Arlington*	0-1-0	81.00	0.1	4	7	3	1	1	1	8
2/23	LMU	0-1-0	20.25	1.0	0	0	0	2	2	0	5
3/3	Abilene Christian	0-1-0	22.50	0.2	3	3	2	0	0	0	6
3/10	Kansas	0-1-0	10.38	2.1	1	0	0	3	2	0	10
3/14	Arizona State	0-1-0	8.44	1.0	0	0	0	0	0	0	3
3/20	UCF	0-1-0	13.50	0.2	4	4	4	0	0	0	6
3/31	Lamar	0-1-0	9.00	3.0	2	1	0	3	3	0	15
4/7	Abilene Christian*	0-2-0	7.82	3.2	3	2	2	0	3	0	14
4/14	Tarleton State	0-2-0	7.80	2.1	5	3	2	1	1	1	14

2026 TCU BASEBALL



#33 KADE DURNIN
RHP • 6-3 • 225 • R/R • RFR
LINN CREEK, MO.
CAMDENTON HS

DURNIN'S CAREER STATS

Yr.	ERA	W-L	G-GS	CG	SH/CB	SV	IP	H	R	ER	BB	SO	WP	HP
'26	5.79	0-0	11-0	0	0/0	1	14.0	22	14	9	16	10	3	1

Career Highlights:

- Team is 3-7 in games he pitches

Season Highs

SO.....2, twice
 Walks.....4 vs. UCF 3/20
 Hits.....4 vs. New Haven 2/27
 IP.....3.0 vs. New Haven 2/27
 ER.....2, twice

Career Highs

SO.....2, twice
 Walks.....4 vs. UCF 3/20/26
 Hits.....4 vs. New Haven 2/27/26
 IP.....3.0 vs. New Haven 2/27/26
 ER.....2, twice

Date	Opponent	W-L-SV	ERA	IP	H	R	ER	BB	SO	HP	BF
2/17	UT Arlington	0-0-0	0.00	0.2	1	0	0	2	2	0	6
2/20	UCLA	0-0-0	7.71	1.2	3	3	2	1	1	0	9
2/27	New Haven	0-0-1	5.06	3.0	4	1	1	3	2	0	14
3/8	Tulane	0-0-1	6.00	0.2	1	1	1	1	1	0	4
3/14	Arizona State	0-0-1	7.11	0.1	2	1	1	1	0	0	4
3/20	UCF	0-0-1	6.00	2.2	2	1	1	4	1	1	14
3/27	Texas Tech	0-0-1	5.59	0.2	1	0	0	0	1	0	3
3/31	Lamar	0-0-1	5.40	0.1	2	0	0	0	0	0	3
4/7	Abilene Christian	0-0-1	4.50	2.0	3	0	0	2	0	0	10
4/14	Tarleton State	0-0-1	5.54	1.0	1	2	2	2	1	0	6
4/17	Baylor	0-0-1	5.79	1.0	2	3	1	0	1	0	6



#34 CADE NELSON
RHP • 6-6 • 200 • R/R • FR
KATY, TEXAS
KATY HS

NELSON'S CAREER STATS

Yr.	ERA	W-L	G-GS	CG	SH/CB	SV	IP	H	R	ER	BB	SO	WP	HP
'26	5.27	1-0	11-4	0	0/0	0	27.1	25	17	16	10	23	0	4

Career Highlights:

- Team is 8-3 in games he pitches
- Team is 5-0 in games he starts
- Held opponents scoreless in his five of seven relief appearances

Season Highs

SO.....5, twice
 Walks.....3 vs. Lamar 3/31
 Hits.....4 at LMU 2/23
 IP.....4.0 vs. UT Arlington 2/17
 ER.....4, twice

Career Highs

SO.....5, twice
 Walks.....3 vs. Lamar 3/31/26
 Hits.....4 at LMU 2/23/26
 IP.....4.0 vs. UT Arlington 2/17/26
 ER.....4, twice

Date	Opponent	W-L-SV	ERA	IP	H	R	ER	BB	SO	HP	BF
2/17	UT Arlington	0-0-0	0.00	4.0	2	0	0	1	5	1	14
2/23	LMU*	0-0-0	5.40	2.2	4	4	4	1	5	0	13
3/3	Abilene Christian*	0-0-0	6.52	3.0	2	3	3	1	3	2	14
3/14	Arizona State	0-0-0	6.55	1.1	2	2	1	1	1	0	6
3/17	New Mexico State	0-0-0	5.54	2.0	1	0	0	0	1	0	6
3/24	Dallas Baptist*	0-0-0	6.46	2.1	3	3	3	0	1	0	10
3/31	Lamar*	0-0-0	8.27	1.0	3	4	4	3	1	0	9
4/7	Abilene Christian	0-0-0	7.71	2.1	3	1	1	1	2	0	12
4/14	Tarleton State	1-0-0	6.97	2.0	1	0	0	0	1	0	7
4/21	Dallas Baptist	1-0-0	5.92	3.2	2	0	0	2	1	0	14
4/29	UT Arlington	1-0-0	5.27	3.0	2	0	0	0	2	1	12



#35 ETHAN THOMAS
RHP • 6-5 • 250 • R/R • SO
ALAMEDA, CALIF.
HAWAI'I

THOMAS' CAREER STATS

Yr.	ERA	W-L	G-GS	CG	SH/CB	SV	IP	H	R	ER	BB	SO	WP	HP
'25*	3.60	1-1	18-0	0	0/0	3	25.0	18	12	10	6	37	5	6
'26	7.43	2-0	6-0	0	0/0	0	13.1	16	12	11	9	17	0	1
Tot	4.93	3-1	24-0	0	0/0	3	38.1	34	24	21	15	54	5	7

* - Totals at Hawai'i

Career Highlights:

- Team is 11-13 in games he pitches
- Held opponents scoreless in 14 of 24 relief appearances
- Allowed 7 of 22 inherited runners to score

Season Highs


SO.....5 vs. Tulane 3/8
 Walks.....4 at UCLA 2/22
 Hits.....4, twice
 IP.....3.0, twice
 ER.....5 at Arizona State 3/14

Career Highs

SO.....5, twice
 Walks.....4 at UCLA 2/22/26
 Hits.....4, twice
 IP.....3.0, twice
 ER.....5 at Arizona State 3/14/26

Date	Opponent	W-L-SV	ERA	IP	H	R	ER	BB	SO	HP	BF
2/15	Oklahoma	0-0-0	4.50	2.0	2	1	1	2	3	0	9
2/22	UCLA	0-0-0	8.31	2.1	2	3	3	4	3	0	13
3/3	Abilene Christian	1-0-0	5.68	2.0	4	0	0	0	2	0	9
3/8	Tulane	2-0-0	3.86	3.0	2	0	0	0	5	1	12
3/14	Arizona State	2-0-0	6.57	3.0	4	6	5	2	3	0	16
3/27	Texas Tech	2-0-0	7.43	1.0	2	2	2	1	1	0	6

2026 TCU BASEBALL



#41 ULI FERNSLER
LHP • 6-4 • 220 • L/L • FR
NOVI, MICH.
NOVI HS

FERNSLER'S CAREER STATS

Yr.	ERA	W-L	G-GS	CG	SH/CB	SV	IP	H	R	ER	BB	SO	WP	HP
'26	10.80	1-0	4-4	0	0/0	0	8.1	13	11	10	6	5	0	3

Career Highlights:

- Team is 3-1 in games he starts


Season Highs

SO..... 2, twice
Walks 4 vs. Tulane 3/8
Hits 5 vs. New Haven 3/1
IP 3.0 vs. New Haven 3/1
ER 5 vs. New Mexico State 3/17

Career Highs

SO..... 2, twice
Walks 4 vs. Tulane 3/8/26
Hits 5 vs. New Haven 3/1/26
IP 3.0 vs. New Haven 3/1/26
ER 5 vs. New Mexico State 3/17/26

Date	Opponent	W-L-SV	ERA	IP	H	R	ER	BB	SO	HP	BF
2/22	UCLA*	0-0-0	13.50	2.0	3	3	3	1	1	0	10
3/1	New Haven*	1-0-0	7.20	3.0	5	1	1	0	2	1	14
3/8	Tulane*	1-0-0	6.43	2.0	1	2	1	4	2	1	12
3/17	New Mexico State*	1-0-0	10.80	1.1	4	5	5	1	0	1	10



#45 LANCE DAVIS
RHP • 6-4 • 215 • R/R • RFR
JONESBORO, ARK.
ARKANSAS

DAVIS' CAREER STATS

Yr.	ERA	W-L	G-GS	CG	SH/CB	SV	IP	H	R	ER	BB	SO	WP	HP
'26	3.71	5-3	14-14	0	0/3	0	80.0	70	36	33	17	51	1	10

Career Highlights:

- Team is 9-5 in games he starts
- Has eight quality starts


Season Highs

SO..... 7 vs. Arizona 4/11
Walks 3 at Kansas State 4/4
Hits 8 at Arizona State 3/14
IP 9.0, twice
ER 6 at Arizona State 3/14

Career Highs

SO..... 7 vs. Arizona 4/11/26
Walks 3 at Kansas State 4/4/26
Hits 8 at Arizona State 3/14/26
IP 9.0, twice
ER 6 at Arizona State 3/14/26

Date	Opponent	W-L-SV	ERA	IP	H	R	ER	BB	SO	HP	BF
2/15	Oklahoma*	0-1-0	12.00	3.0	5	4	4	2	1	0	16
2/21	UCLA*	0-2-0	10.29	4.0	6	4	4	0	5	2	19
2/28	New Haven*	0-2-0	9.58	3.1	3	3	3	2	2	1	15
3/8	Tulane*	0-2-0	6.61	6.0	3	2	1	0	3	2	23
3/14	Arizona State*	0-3-0	8.68	2.1	8	6	6	0	0	0	15
3/21	UCF*	1-3-0	6.31	7.0	2	0	0	2	5	0	24
3/28	Texas Tech*	1-3-0	6.99	2.2	7	5	4	0	0	1	16
4/4	Kansas State*	2-3-0	6.43	6.2	6	3	3	3	4	1	28
4/11	Arizona*	3-3-0	5.36	7.0	4	0	0	1	7	0	24
4/19	Baylor*	3-3-0	5.14	7.0	6	4	3	2	5	0	29
4/25	Houston*	3-3-0	4.82	7.0	7	2	2	0	5	0	29
5/2	Oklahoma State*	3-3-0	4.65	6.0	4	2	2	2	4	1	25
5/9	Utah*	4-3-0	4.18	9.0	6	1	1	2	4	1	35
5/15	West Virginia*	5-3-0	3.71	9.0	3	0	0	1	6	1	31



#48 NATE STERN
RHP • 6-4 • 215 • R/R • SO
LOS ANGELES, CALIF.
LOYOLA HS

STERN'S CAREER STATS

Yr.	ERA	W-L	G-GS	CG	SH/CB	SV	IP	H	R	ER	BB	SO	WP	HP
'25	1.35	3-1	15-1	0	0/2	0	20.0	13	3	3	10	29	3	2
'26	3.26	2-2	20-0	0	0/1	1	30.1	27	11	11	21	38	4	1
Tot	2.61	5-3	35-1	0	0/3	1	48.1	40	14	14	31	67	7	1

Career Highlights:

- Team is 21-14 in games he pitches
- TCU is 0-1 in games he has started
- Held opponents scoreless in 22 of 34 relief appearances
- Allowed 11 of 30 inherited runners to score

Season Highs

SO..... 4 vs. Vanderbilt 2/13
Walks 4 at Baylor 4/17
Hits 4 at Baylor 4/17
IP 2.2, twice
ER 2 vs. Texas Tech 3/29

Career Highs

SO..... 5, twice
Walks 4 at Baylor 4/17/26
Hits 4 at Baylor 4/17/26
IP 3.0 vs. Cincinnati 5/10/25
ER 2 vs. Texas Tech 3/29

Date	Opponent	W-L-SV	ERA	IP	H	R	ER	BB	SO	HP	BF
2/13	Vanderbilt	0-0-0	6.75	1.1	1	1	1	1	4	0	6
2/21	UCLA	0-0-0	4.91	2.1	2	1	1	2	3	0	11
2/28	New Haven	0-0-0	3.38	1.2	3	0	0	1	1	0	8
3/6	Tulane	0-0-0	2.45	2.0	0	0	0	2	1	0	7
3/8	Tulane	0-0-0	3.24	1.0	3	1	1	1	1	0	7
3/13	Arizona State	1-0-0	3.72	1.1	1	1	1	1	2	0	5
3/22	UCF	1-0-0	3.27	1.1	1	0	0	1	2	0	6
3/24	Dallas Baptist	1-0-0	2.63	2.2	3	0	0	0	3	0	10
3/29	Texas Tech	1-0-0	3.45	2.0	2	2	2	0	1	0	8
3/31	Lamar	1-0-1	3.24	1.0	1	0	0	0	3	0	4
4/3	Kansas State	1-0-1	3.18	0.1	1	0	0	0	0	0	2
4/11	Arizona	1-0-1	2.84	2.0	0	0	0	1	2	0	7
4/17	Baylor	1-0-1	3.10	1.1	0	1	1	4	3	0	8
4/19	Baylor	1-0-1	3.22	2.0	4	1	1	1	2	1	12
4/25	Houston	2-0-1	3.09	1.0	0	0	0	2	1	0	5
4/29	UT Arlington	2-0-1	3.00	0.2	0	0	0	0	2	0	2
5/1	Oklahoma State	2-1-1	3.24	1.0	1	1	1	1	2	0	5
5/3	Oklahoma State	2-2-0	3.51	0.2	1	1	1	0	1	0	3
5/10	Utah	2-2-0	3.18	2.2	0	0	0	3	2	0	9
5/16	West Virginia	2-2-0	3.26	2.0	3	1	1	0	2	0	9

2026 TCU BASEBALL



#49 TOMMY LAPOUR
RHP • 6-4 • 250 • R/R • JR
BLUE SPRINGS, MO.
WICHITA STATE

LAPOUR'S CAREER STATS

Yr.	ERA	W-L	G-GS	CG	SH/CB	SV	IP	H	R	ER	BB	SO	WP	HP
'24*	4.25	6-3	16-16	0	0/0	0	78.2	65	45	37	37	69	3	10
'25	3.09	8-3	16-16	0	0/1	0	90.1	78	33	31	27	88	4	8
'26	5.40	1-2	5-3	0	0/1	0	15.0	14	9	9	9	15	1	2
Tot	3.77	15-8	37-35	0	0/2	0	184.0	157	87	77	73	172	8	20

* - Totals at Wichita State

Career Highlights:

- Team is 22-13 in games he starts
- Has 13 quality starts



#55 WALTER QUINN
RHP • 6-4 • 220 • R/R • SR
SIMI VALLEY, CALIF.
GRAND CANYON

QUINN'S CAREER STATS

Yr.	ERA	W-L	G-GS	CG	SH/CB	SV	IP	H	R	ER	BB	SO	WP	HP
'23*	5.68	0-0	7-0	0	0/0	0	12.2	17	8	8	3	7	0	3
'24*	2.22	3-3	22-0	0	0/0	1	44.2	41	17	11	16	34	3	6
'25*	3.46	2-5	25-0	0	0/0	11	38.0	31	18	15	24	40	2	3
'26	5.24	3-2	27-0	0	0/2	2	34.1	33	20	20	15	43	2	5
Tot	3.75	8-10	81-0	0	0/2	14	129.2	122	63	54	58	124	7	17

* - Totals at Grand Canyon

Career Highlights:

- Team is 47-34 in games he pitches
- Held opponents scoreless in 43 of 81 relief appearances
- Allowed 22 of 66 inherited runners to score

Season Highs

SO	5, twice
Walks	2, four times
Hits	5 vs. Vanderbilt 2/13
IP	5.0, twice
ER	5 at Oklahoma State 5/2

Career Highs

SO	11, twice
Walks	5 vs. Charlotte 5/10/24
Hits	10 at Utah 5/15/25
IP	8.2 vs. Baylor 4/25/25
ER	7 vs. Auburn 2/24/24

Date	Opponent	W-L-SV	ERA	IP	H	R	ER	BB	SO	HP	BF
2/13	Vanderbilt*	0-0-0	3.60	5.0	5	2	2	2	5	1	24
4/26	Houston	0-0-0	3.00	1.0	1	0	0	1	1	0	5
5/2	Oklahoma State	0-1-0	9.00	1.0	4	5	5	2	1	0	8
5/8	Utah*	1-1-0	6.30	3.0	1	0	0	2	3	1	12
5/14	West Virginia*	1-2-0	5.40	5.0	3	2	2	2	5	0	19

Season Highs

SO	4 vs. New Haven 2/28
Walks	2, four times
Hits	6 vs. Texas Tech 3/28
IP	2.1, twice
ER	4 vs. Tulane 3/8

Career Highs

SO	5 vs. Tarleton State 3/15/24
Walks	5 vs. Utah Valley 4/13/25
Hits	6, three times
IP	4.0 vs. Nebraska 2/22/24
ER	4, twice

Date	Opponent	W-L-SV	ERA	IP	H	R	ER	BB	SO	HP	BF
2/13	Vanderbilt	0-0-1	0.00	0.2	1	0	0	0	1	0	3
2/17	UT Arlington	0-0-1	0.00	2.1	1	0	0	0	3	1	10
2/21	UCLA	0-0-1	0.00	1.2	0	0	0	0	3	0	5
2/23	LMU	1-0-1	1.42	1.2	1	1	1	0	3	0	5
2/28	New Haven	2-0-1	1.08	2.0	1	0	0	0	4	1	8
3/3	Abilene Christian	2-0-1	0.93	1.1	0	0	0	2	2	0	6
3/8	Tulane	2-1-1	4.50	0.1	3	4	4	1	0	0	5
3/8	Tulane	2-1-2	4.09	1.0	0	0	0	0	1	0	3
3/10	Kansas	2-1-2	3.86	0.2	1	0	0	0	1	0	3
3/13	Arizona State	2-1-2	5.11	0.2	3	2	2	0	1	0	5
3/15	Arizona State	2-1-2	4.40	2.0	0	0	0	2	2	0	8
3/21	UCF	2-1-2	3.86	2.0	1	0	0	2	3	0	9
3/28	Texas Tech	2-1-2	4.66	3.0	6	3	3	1	3	1	16
3/31	Lamar	2-1-2	4.50	0.2	0	0	0	0	0	0	1
4/3	Kansas State	2-2-2	4.87	0.1	0	1	1	2	0	0	3
4/4	Kansas State	2-2-2	4.79	0.1	1	0	0	0	0	0	2
4/5	Kansas State	2-2-2	4.57	1.0	1	0	0	0	1	0	4
4/11	Arizona	2-2-2	5.32	0.1	1	2	2	1	1	0	3
4/14	Tarleton State	2-2-2	4.88	2.0	1	0	0	0	2	1	9
4/17	Baylor	2-2-2	5.55	0.1	2	2	2	0	0	0	3
4/19	Baylor	3-2-2	5.33	1.0	0	0	0	0	2	0	3
4/21	Dallas Baptist	3-2-2	5.27	2.0	1	1	1	0	1	0	7
4/24	Houston	3-2-2	5.16	2.1	2	1	1	1	3	0	11
5/2	Oklahoma State	3-2-2	5.58	1.0	3	2	2	1	1	1	8
5/3	Oklahoma State	3-2-2	5.87	0.0	1	1	1	0	0	0	1
5/14	West Virginia	3-2-2	5.35	3.0	1	0	0	2	4	0	11
5/16	West Virginia	3-2-2	5.24	0.2	1	0	0	0	1	0	3

2026 TCU BASEBALL

2026 TV/RADIO PHOTO ROSTER



1 JACK BELL
IF | 6-0 | 190 | R/R | Jr.
Corpus Christi, Texas



2 PRESTON GAMSTER
RHP | 6-3 | 195 | R/R | Sr.
Dallas, Texas



3 KADE EUDY
RHP | 6-1 | 195 | R/R | So.
Crosby, Texas



4 CJ MASCARO
OF | 6-0 | 215 | L/L | Fr.
Saratoga Springs, Utah



5 LUCAS FRANCO
INF | 6-3 | 190 | L/R | Fr.
Katy, Texas



6 NOAH FRANCO
P/UT | 6-3 | 230 | L/L | So.
Downey, Calif.



7 COLE CRAMER
IF | 6-1 | 190 | R/R | Sr.
Arlington, Wash.



8 LANE HUTCHINSON
IF | 6-1 | 205 | R/R | Sr.
Slaughter, La.



9 TREVOR BAUMLER
RHP | 6-3 | 210 | R/R | So.
Urbandale, Iowa



10 SAWYER STROSNIDER
OF | 6-1 | 205 | L/L | So.
Brock, Texas



11 COLTON GRIFFIN
UT | 5-10 | 190 | L/R | Jr.
Spring, Texas



12 KYUSS GARGETT
IF | 6-1 | 195 | B/R | Jr.
Anderson, Ind.



13 COLE EATON
OF/P | 6-0 | 180 | R/R | So.
Elkhorn, Neb.



15 CHASE BRUNSON
OF | 6-3 | 210 | R/R | Jr.
San Clemente, Calif.



16 NOLAN TRAEGER
C | 6-0 | 215 | L/R | So.
Spring, Texas



17 ROB LIDDINGTON
UT | 6-3 | 190 | R/L | Gr.
Phoenix, Ariz.



18 ZACK JAMES
RHP | 6-3 | 195 | R/R | So.
Flower Mound, Texas



20 JACK ARTHUR
OF | 6-1 | 200 | R/R | R.Sr.
Flower Mound, Texas



21 TYLER PHENOW
RHP | 6-6 | 210 | R/R | So.
Champlin, Minn.



22 LOUIS RODRIGUEZ
RHP | 6-1 | 200 | R/R | Sr.
Long Beach, Calif.



23 MASON BRASSFIELD
LHP | 6-4 | 215 | L/L | So.
Bakersfield, Calif.



24 TANNER SAGOUSPE
RHP | 6-0 | 200 | R/R | Sr.
Madera, Calif.



25 NOLAN JOHNSON
LHP | 6-1 | 190 | L/L | Sr.
Lakeville, Minn.



26 AIDEN BARRIENTES
RHP | 6-1 | 195 | R/R | Fr.
Katy, Texas



27 BRADY DALLIMORE
C/1B | 6-4 | 240 | R/R | Fr.
Las Vegas, Nev.



28 COLIN BLANCHARD
C | 6-1 | 200 | L/R | Sr.
Ladera Ranch, Calif.



33 KADE DURNIN
RHP | 6-3 | 225 | R/R | Fr.
Linn Creek, Mo.



34 CADE NELSON
RHP | 6-6 | 205 | R/R | Fr.
Katy, Texas



35 ETHAN THOMAS
RHP | 6-5 | 255 | R/R | So.
Alameda, Calif.



41 ULI FERNSLER
LHP | 6-4 | 220 | L/L | Fr.
Novi, Mich.



45 LANCE DAVIS
RHP | 6-4 | 215 | R/R | R.Fr.
Jonesboro, Ark.



48 NATE STERN
RHP | 6-4 | 215 | R/R | So.
Los Angeles, Calif.



49 TOMMY LAPOUR
RHP | 6-4 | 250 | R/R | Jr.
Blue Springs, Mo.



55 WALTER QUINN
RHP | 6-4 | 220 | R/R | Sr.
Simi Valley, Calif.



2 KIRK SAARLOOS
Head Coach
5th Season/14th Overall



4 BILL MOSIELLO
Associate Head Coach
11th Season



40 JOHN DILAURO
Assistant Coach
5th Season/7th Overall



19 DAVE LAWN
Assistant Coach
3rd Season

ALPHABETICAL ROSTER

20	Jack Arthur	OF
26	Aiden Barrientes	RHP
9	Trevor Baumler	RHP
1	Jack Bell	INF
28	Colin Blanchard	C
23	Mason Brassfield	LHP
15	Chase Brunson	OF
7	Cole Cramer	INF
27	Brady Dallimore	C
45	Lance Davis	RHP
33	Kade Durnin	RHP
13	Cole Eaton	OF
3	Kade Eudy	RHP
41	Uli Fernsler	LHP
5	Lucas Franco	INF
6	Noah Franco	LHP/UT
2	Preston Gamster	INF
12	Kyuss Gargett	INF
11	Colton Griffin	INF
8	Lane Hutchinson	INF
18	Zack James	RHP
25	Nolan Johnson	LHP
49	Tommy LaPour	RHP
17	Rob Liddington	UT
4	CJ Mascaro	OF
34	Cade Nelson	RHP
21	Tyler Phenow	RHP
55	Walter Quinn	RHP
22	Louis Rodriguez	RHP
24	Tanner Sagouspe	RHP
48	Nate Stern	RHP
10	Sawyer Strosnider	OF
35	Ethan Thomas	RHP
16	Nolan Traeger	C

2026 TCU HORNED FROGS BASEBALL ROSTER

#	Name	Pos.	Ht.	Wt.	B/T	Yr.	Hometown/Previous School
1	Jack Bell	INF	6-0	190	L/R	Jr.	Corpus Christi, Texas/Texas A&M
2	Preston Gamster	INF	6-3	195	R/R	Sr.	Dallas, Texas/Paris College
3	Kade Eudy	RHP	6-1	195	R/R	So.	Crosby, Texas/Crosby H.S.
4	CJ Mascaro	OF	6-0	215	L/L	Fr.	Saratoga Springs, Utah/American Fork H.S.
5	Lucas Franco	INF	6-3	190	L/R	Fr.	Katy, Texas/Cinco Ranch H.S.
6	Noah Franco	LHP/UT	6-3	230	L/L	So.	Downey, Calif./IMG Academy, Fla.
7	Cole Cramer	INF	6-1	190	R/R	Gr.	Arlington, Wash./Washington State
8	Lane Hutchinson	INF	6-1	205	R/R	Gr.	Slaughter, La./Angelo State
9	Trever Baumler	RHP	6-3	210	R/R	So.	Urbandale, Iowa/Dowling Catholic H.S.
10	Sawyer Strosnider	OF	6-2	205	L/L	So.	Brock, Texas/Brock H.S.
11	Colton Griffin	INF	5-10	190	L/R	Jr.	Spring, Texas/Stephen F. Austin
12	Kyuss Gargett	INF	6-1	195	B/R	Jr.	Anderson, Ind./Kentucky
13	Cole Eaton	OF/RHP	6-0	180	R/R	So.	Elkhorn, Neb./Tennessee
15	Chase Brunson	OF	6-3	210	R/R	Jr.	San Clemente, Calif./San Clemente H.S.
16	Nolan Traeger	C	6-0	215	L/R	So.	Spring, Texas/Concordia Lutheran
17	Rob Liddington	UT	6-3	190	R/L	Gr.	Phoenix, Ariz./Incarinate Word
18	Zack James	RHP	6-3	195	R/R	So.	Flower Mound, Texas/Flower Mound H.S.
20	Jack Arthur	OF	6-1	200	R/R	RS-Sr.	Flower Mound, Texas/Weatherford College
21	Tyler Phenow	RHP	6-6	210	R/R	So.	Champlin, Minn./Champlin Park H.S.
22	Louis Rodriguez	RHP	6-1	200	R/R	Sr.	Long Beach, Calif./Orange Lutheran H.S.
23	Mason Brassfield	LHP	6-4	215	L/L	So.	Bakersfield, Calif./Bakersfield Christian H.S.
24	Tanner Sagouspe	RHP	6-0	200	R/R	Sr.	Madera, Calif./Cal Poly
25	Nolan Johnson	LHP	6-1	190	L/L	Sr.	Lakeville, Minn./North Dakota State
26	Aiden Barrientes	RHP	6-1	195	R/R	Fr.	Katy, Texas/Katy H.S.
27	Brady Dallimore	C	6-4	240	R/R	Fr.	Las Vegas, Nev./Palo Verde H.S.
28	Colin Blanchard	C	6-1	200	L/R	Sr.	Ladera Ranch, Calif./Washington
33	Kade Durnin	RHP	6-3	225	R/R	RS-Fr.	Linn Creek, Mo./Camdenton H.S.
34	Cade Nelson	RHP	6-6	205	R/R	Fr.	Katy, Texas/Katy H.S.
35	Ethan Thomas	RHP	6-5	255	R/R	So.	Alameda, Calif./Hawaii
41	Uli Fernsler	LHP	6-4	220	L/L	Fr.	Novi, Mich./Novi H.S.
45	Lance Davis	RHP	6-4	215	R/R	RS-Fr.	Jonesboro, Ark./Arkansas
48	Nate Stern	RHP	6-4	215	R/R	So.	Los Angeles, Calif./Loyola H.S.
49	Tommy LaPour	RHP	6-4	250	R/R	Jr.	Blue Springs, Mo./Wichita State
55	Walter Quinn	RHP	6-4	220	R/R	Sr.	Simi Valley, Calif./Grand Canyon

COACHING STAFF

2	Kirk Saarloos - Head Coach (5th Season, 14th Overall), Cal State Fullerton, 2001
14	Bill Mosiello - Associate Head Coach (11th Season), Fresno State, 1986
40	John DiLaura - Assistant Coach (8th Season), Michigan, 2013
19	Dave Lawn - Assistant Coach (3rd Season), San Francisco State, 1987
	Meredith Montgomery - Assistant AD for Baseball Operations (17th Season), TCU, 2009
	Cooper Sholder - Director of Baseball Operations (11th Season), San Diego State, 2014
	Colton Lovelace - Director of Player Personnel (3rd Season), Kansas, 2020
19	Jake Silverman - Director of Program Development (2nd Season), Cal State Fullerton, 2009
	Danny Wheat - Athletic Trainer (22nd Season), Texas, 1975
	Zach Dechant - Assistant AD for Sports Science (18th Season), Missouri State, 2003

TCU Baseball 2025 - 2026 Season

(As of May 17, 2026)

TCU Overall Statistics

Record: 33-20 Home: 23-5 Away: 8-13 Neutral: 2-2 Conference: 17-13
 Extra Inn: 2-0 Vs. Ranked: 3-5

PLAYER	AVG	GP-GS	AB	R	H	2B	3B	HR	XB	RBI	TB	SLG	BB	HP	K	GDP	OB%	SF	SH	SB-ATT	PO	A	E	FLD%	
CRAMER, Cole	.313	53-53	211	52	66	8	1	3	12	38	85	.403	30	4	48	5	.403	3	0	8-9	122	105	4	.983	
BRUNSON, Chase	.304	51-51	171	37	52	11	1	10	22	51	95	.556	33	19	42	1	.462	2	0	13-18	109	3	2	.982	
BELL, Jack	.300	49-46	150	39	45	8	1	6	15	27	73	.487	39	3	43	1	.453	0	2	4-5	36	87	7	.946	
GRIFFIN, Colton	.295	41-39	139	27	41	5	1	1	7	18	51	.367	22	3	23	3	.398	2	4	10-11	81	2	0	1.000	
TRAEGER, Nolan	.292	45-43	154	20	45	8	0	4	12	34	65	.422	23	7	23	1	.399	4	0	1-1	254	28	3	.989	
STROSNIIDER, Sawyer	.273	50-50	183	54	50	11	4	13	28	47	108	.590	43	4	43	0	.415	4	0	12-14	95	1	3	.970	
DALLIMORE, Brady	.270	38-33	122	28	33	8	1	8	17	23	67	.549	14	6	34	1	.373	0	0	0-0	196	20	2	.991	
LIDDINGTON, Rob	.268	43-38	127	26	34	7	0	5	12	27	56	.441	17	2	34	5	.351	5	0	5-6	263	13	2	.993	
GARGETT, Kyuss	.228	29-24	79	16	18	1	0	3	4	14	28	.354	15	9	19	0	.408	0	0	4-4	17	21	2	.950	
FRANCO, Lucas	.198	37-35	121	20	24	2	1	3	6	21	37	.306	18	2	37	3	.310	1	3	2-3	65	77	9	.940	

HUTCHINSON, Lane	.333	6-0	3	2	1	0	0	0	0	0	1	.333	3	1	1	0	.714	0	0	0-0	9	1	0	1.000	
GAMSTER, Preston	.282	31-23	85	18	24	5	0	5	10	17	44	.518	6	2	32	2	.344	0	1	5-8	39	44	0	1.000	
FRANCO, Noah	.226	29-23	93	15	21	2	0	4	6	13	35	.376	10	2	32	0	.314	0	0	1-2	1	2	0	1.000	
ARTHUR, Jack	.218	29-18	78	13	17	5	0	3	8	7	31	.397	9	3	21	1	.322	0	0	7-8	29	1	1	.968	
EATON, Cole	.182	18-1	11	0	2	0	0	0	0	2	2	.182	0	0	3	0	.182	0	0	0-1	8	0	0	1.000	
BLANCHARD, Colin	.000	5-0	0	0	0	0	0	0	0	1	0	.000	0	0	0	0	.000	1	0	0-0	4	1	0	1.000	
Others																					18	49	12	.848	
Totals	.274	-	1727	367	473	81	10	68	159	340	778	.450	282	67	435	23	.392	22	10	72-90	1346	455	47	.975	
Opponents	.273	-	1739	288	475	83	6	54	143	264	732	.421	220	58	426	38	.370	19	21	59-78	1319	438	41	.977	

LOB - Team (417), Opp (412). DPs turned - Team (48), Opp (27). CI - Team (0), Opp (0). IBB - Team (6): STROSNIIDER, Sawyer (3);GARGETT, Kyuss (1);DALLIMORE, Brady (1);CRAMER, Cole (1). Picked off - Team (6): BRUNSON, Chase (2);STROSNIIDER, Sawyer (1);LIDDINGTON, Rob (1);EATON, Cole (1);CRAMER, Cole (1).

PLAYER	ERA	W-L	APP	GS	CG	SHO	SV	IP	H	R	ER	BB	K	WHIP	2B	3B	HR	AVG	WP	HP	BK	SFA	SHA		
JAMES, Zack	3.64	6-0	15	8	0	1	0	59.1	60	24	24	19	48	1.33	6	1	6	.264	0	6	0	1	1		
DAVIS, Lance	3.71	5-3	14	14	2	3	0	80.0	70	36	33	17	51	1.09	10	2	7	.236	1	10	1	3	3		
NELSON, Cade	5.27	1-0	11	4	0	0	0	27.1	25	17	16	10	23	1.28	6	0	2	.243	0	4	0	2	0		
LAPOUR, Tommy	5.40	1-2	5	3	0	1	0	15.0	14	9	9	9	15	1.53	4	0	3	.250	1	2	0	1	1		
BRASSFIELD, Mason	5.66	4-3	15	8	0	1	0	47.2	56	35	30	25	65	1.70	6	1	6	.287	4	6	0	1	3		
BAUMLER, Trevor	6.44	2-3	15	7	0	1	0	43.1	52	32	31	17	32	1.59	14	0	5	.299	5	8	1	2	0		
JOHNSON, Nolan	7.71	0-2	10	4	0	0	0	16.1	24	22	14	11	12	2.14	8	0	1	.329	2	2	0	1	3		
FRANCO, Noah	7.90	2-0	12	1	0	0	1	13.2	16	13	12	11	18	1.98	2	1	2	.296	5	4	0	1	1		
FERNSLER, Uli	10.80	1-0	4	4	0	0	0	8.1	13	11	10	6	5	2.28	1	0	4	.371	0	3	0	1	1		

SAGOUSPE, Tanner	2.51	3-3	19	0	0	1	5	32.1	22	10	9	14	42	1.11	3	0	2	.200	9	2	0	2	2		
STERN, Nate	3.26	2-2	20	0	0	1	1	30.1	27	11	11	21	38	1.58	6	0	4	.245	4	1	0	1	1		
QUINN, Walter	5.24	3-2	27	0	0	2	2	34.1	33	20	20	15	43	1.40	7	1	5	.256	2	5	0	3	3		
DURNIN, Kade	5.79	0-0	11	0	0	0	1	14.0	22	14	9	16	10	2.71	4	0	2	.367	3	1	0	0	2		
THOMAS, Ethan	7.43	2-0	6	0	0	0	0	13.1	16	12	11	9	17	1.88	1	0	3	.291	0	1	0	0	0		
BARRIENTES, Aiden	9.00	1-0	2	0	0	0	0	2.0	1	2	2	4	1	2.50	0	0	0	.167	1	0	0	0	0		
PHENOW, Tyler	11.70	0-0	13	0	0	0	0	10.0	20	13	13	7	6	2.70	4	0	2	.426	2	2	0	0	0		
EATON, Cole	27.00	0-0	3	0	0	0	0	2.1	4	7	7	9	0	5.57	1	0	0	.444	2	1	0	0	0		
Totals	5.18	33-20	53	0	5	10	449.2	475	288	259	220	426	1.55	83	6	54	.273	41	58	2	19	21			
Opponents	6.78	20-33	53	0	2	9	439.2	473	367	331	282	435	1.72	81	10	68	.274	47	67	3	22	10			

PB - Team(18): TRAEGER, Nolan (10);DALLIMORE, Brady (8), Opp (7). Pickoffs - Team(7): SAGOUSPE, Tanner (2);DAVIS, Lance (2);JAMES, Zack (1);NELSON, Cade (1);BAUMLER, Trevor (1), Opp (6). SBA/ATT - TRAEGER, Nolan (40-49);DALLIMORE, Brady (19-28);DAVIS, Lance (3-5);BRASSFIELD, Mason (2-2);FRANCO, Noah (2-2);STERN, Nate (1-1);BAUMLER, Trevor (1-3);QUINN, Walter (0-1).

TCU Baseball 2025 - 2026 Season

(As of May 17, 2026)

(Conference)

TCU Overall Statistics

Conference Record: 17 - 13

PLAYER	AVG	GP-GS	AB	R	H	2B	3B	HR	XB	RBI	TB	SLG	BB	HP	K	GDP	OB%	SF	SH	SB-ATT	PO	A	E	FLD%	
TRAEGER, Nolan	.302	25-23	86	13	26	5	0	4	9	13	43	.500	9	5	16	0	.400	0	0	0-0	152	16	1	.994	
BRUNSON, Chase	.301	28-28	93	20	28	5	0	7	12	26	54	.581	15	10	23	1	.442	2	0	5-6	61	3	1	.985	
BELL, Jack	.297	29-28	101	17	30	6	1	5	12	19	53	.525	14	1	27	0	.388	0	1	2-2	26	59	1	.988	
DALLIMORE, Brady	.293	24-21	82	18	24	7	1	6	14	17	51	.622	5	2	21	1	.348	0	0	0-0	110	12	2	.984	
CRAMER, Cole	.291	30-30	127	23	37	3	0	3	6	16	49	.386	10	3	27	4	.355	1	0	2-3	81	64	3	.980	
GAMSTER, Preston	.290	20-17	62	8	18	4	0	4	8	11	34	.548	2	1	28	2	.323	0	1	3-6	27	39	0	1.000	
GRIFFIN, Colton	.267	25-23	90	9	24	3	0	1	4	11	30	.333	9	1	16	1	.337	1	2	5-6	50	2	0	1.000	
FRANCO, Noah	.250	20-16	64	12	16	2	0	4	6	10	30	.469	8	2	20	0	.351	0	0	1-1	0	0	0	.000	
LIDDINGTON, Rob	.231	23-19	65	12	15	3	0	1	4	11	21	.323	7	1	15	2	.311	1	0	1-1	146	5	0	1.000	
STROSNIDER, Sawyer	.229	27-27	105	22	24	8	2	4	14	16	48	.457	19	1	25	0	.346	2	0	5-6	61	1	2	.969	

HUTCHINSON, Lane	1.000	1-0	1	0	1	0	0	0	0	0	1	1.000	0	0	0	0	1.000	0	0	0-0	1	0	0	1.000	
EATON, Cole	.250	8-0	4	0	1	0	0	0	0	1	1	.250	0	0	2	0	.250	0	0	0-1	3	0	0	1.000	
ARTHUR, Jack	.216	17-11	51	8	11	1	0	3	4	4	21	.412	5	2	16	0	.310	0	0	4-5	22	0	0	1.000	
GARGETT, Kyuss	.214	16-12	42	8	9	0	0	2	2	7	15	.357	8	1	11	0	.353	0	0	2-2	7	8	1	.938	
FRANCO, Lucas	.212	17-15	52	6	11	0	0	0	0	5	11	.212	9	1	16	1	.339	0	2	1-2	25	35	3	.952	
Others																					18	45	10	.863	
Totals	.268	-	1025	176	275	47	4	44	95	167	462	.451	120	31	263	12	.360	7	6	31-41	786	271	20	.981	
Opponents	.276	-	998	157	275	45	4	32	81	142	424	.425	122	24	229	22	.364	13	14	29-40	777	269	20	.981	

LOB - Team (233), Opp (224). DPs turned - Team (29), Opp (15). CI - Team (0), Opp (0). IBB - Team (3): STROSNIDER, Sawyer (1); DALLIMORE, Brady (1); CRAMER, Cole (1). Picked off - Team (3): LIDDINGTON, Rob (1); EATON, Cole (1); CRAMER, Cole (1).

PLAYER	ERA	W-L	APP	GS	CG	SHO	SV	IP	H	R	ER	BB	K	WHIP	2B	3B	HR	AVG	WP	HP	BK	SFA	SHA		
DAVIS, Lance	2.97	5-1	10	10	2	3	0	63.2	53	23	21	13	40	1.04	8	1	5	.228	0	5	0	3	3		
JAMES, Zack	3.56	3-0	10	8	0	1	0	48.0	49	19	19	15	33	1.33	3	1	5	.271	0	4	0	1	1		
BRASSFIELD, Mason	5.40	2-2	10	4	0	1	0	31.2	36	24	19	16	41	1.64	2	1	5	.283	1	2	0	1	3		
LAPOUR, Tommy	6.30	1-2	4	2	0	1	0	10.0	9	7	7	7	10	1.60	4	0	1	.257	1	1	0	1	1		
BAUMLER, Trever	6.75	2-3	9	6	0	1	0	34.2	45	26	26	13	26	1.67	11	0	5	.324	3	7	1	2	0		

SAGOUSPE, Tanner	2.60	0-2	12	0	0	1	5	17.1	14	6	5	9	22	1.33	1	0	0	.237	4	0	0	1	2		
STERN, Nate	4.08	2-2	12	0	0	1	0	17.2	14	8	8	14	20	1.58	5	0	3	.226	1	1	0	1	1		
FRANCO, Noah	4.26	1-0	6	0	0	0	0	6.1	7	4	3	7	6	2.21	0	0	1	.292	1	1	0	1	0		
DURNIN, Kade	5.79	0-0	4	0	0	0	0	4.2	7	5	3	5	3	2.57	1	0	0	.350	1	1	0	0	1		
NELSON, Cade	6.75	0-0	1	0	0	0	0	1.1	2	2	1	1	1	2.25	0	0	1	.333	0	0	0	1	0		
QUINN, Walter	7.00	1-1	15	0	0	2	0	18.0	23	14	14	12	22	1.94	6	1	3	.307	0	2	0	0	1		
PHENOW, Tyler	10.13	0-0	3	0	0	0	0	2.2	4	3	3	2	1	2.25	1	0	1	.400	1	0	0	0	0		
THOMAS, Ethan	15.75	0-0	2	0	0	0	0	4.0	6	8	7	3	4	2.25	1	0	2	.316	0	0	0	0	0		
JOHNSON, Nolan	21.60	0-0	2	0	0	0	0	1.2	4	4	4	0	0	2.40	2	0	0	.571	0	0	0	1	1		
EATON, Cole	108.00	0-0	1	0	0	0	0	0.1	2	4	4	5	0	21.02	0	0	0	1.000	0	0	0	0	0		
Totals	4.95	17-13	30	30	0	5	5	262.0	275	157	144	122	229	1.52	45	4	32	.276	13	24	1	13	14		
Opponents	5.53	13-17	30	30	0	2	5	259.0	275	176	159	120	263	1.53	47	4	44	.268	23	31	0	7	6		

PB - Team(8): TRAEGER, Nolan (5); DALLIMORE, Brady (3), Opp (3). Pickoffs - Team(5): DAVIS, Lance (2); JAMES, Zack (1); SAGOUSPE, Tanner (1); BAUMLER, Trever (1), Opp (3). SBA/ATT - TRAEGER, Nolan (17-22); DALLIMORE, Brady (12-17); BRASSFIELD, Mason (2-2); DAVIS, Lance (1-2); BAUMLER, Trever (1-3).