

2026 TCU HORNED FROGS BASEBALL

TCU Horned Frogs (29-15, 13-8 Big 12) at Oklahoma State Cowboys (28-17, 11-10 Big 12)

GAME DAY INFORMATION

Location: Stillwater, Okla.

Field: O'Brate Stadium

TV: ESPN+

Audio: KTCU 88.7 FM/Varsity App

Live Stats: TCU.Statbroadcast.com

Live Video: WatchESPN.com

Twitter: @TCU_Baseball **Instagram:** @TCUbaseball

Facebook: www.facebook.com/TCUbaseball

2026 SCHEDULE (All times central)

FEBRUARY (5-5, 0-0 Big 12)

13	vs. #23 Vanderbilt (FloSports.TV)	W, 5-4
14	vs. #7 Arkansas! (FloSports.TV)	W, 5-4
15	vs. Oklahoma! (FloSports.TV)	L, 2-12 (7)
17	vs. UT Arlington*	L, 7-11
20	at #1 UCLA (FS1)	L, 2-10
21	at #1 UCLA (B1G+)	L, 1-5
22	at #1 UCLA (B1G+)	L, 5-15 (8)
23	at Loyola Marymount (ESPN+)	W, 17-7 (7)
27	New Haven (ESPN+)	W, 14-3 (7)
28	New Haven (ESPN+)	W, 12-4

MARCH (13-5, 5-4 Big 12)

1	New Haven (ESPN+)	W, 20-1 (7)
3	Abilene Christian (ESPN+)	W, 7-6
6	Tulane (ESPN+)	W, 10-2
8	Tulane (ESPN+)	L, 4-8
8	Tulane (ESPN+)	W, 4-3 (7)
10	Kansas (ESPN+)	W, 9-4
13	at Arizona State* (ESPN+)	W, 5-4
14	at Arizona State* (ESPN+)	L, 8-15
15	at Arizona State* (ESPN+)	L, 0-4
17	New Mexico State (ESPN+)	W, 16-6 (7)
20	UCF* (ESPN+)	L, 7-18
21	UCF* (ESPN+)	W, 6-0
22	UCF* (ESPN+)	L, 1-9
24	at DBU (ESPN+)	W, 11-5
27	Texas Tech* (ESPN+)	W, 18-8 (7)
28	Texas Tech* (ESPN+)	W, 10-9 (13)
29	Texas Tech* (ESPN+)	W, 5-4
31	Lamar (ESPN+)	W, 8-6

APRIL (11-5, 8-4 Big 12)

3	at Kansas State* (ESPN+)	L, 12-13
4	at Kansas State* (ESPN+)	W, 9-3
5	at Kansas State* (ESPN+)	W, 4-0
7	at Abilene Christian (ESPN+)	L, 1-4
10	Arizona* (ESPN+)	L, 3-4
11	Arizona* (ESPN+)	W, 5-0
11	Arizona* (ESPN2)	L, 2-3
14	Tarleton State (ESPN+)	W, 12-5
17	at Baylor* (ESPN+)	L, 4-11
19	at Baylor* (ESPN+)	W, 5-4
19	at Baylor* (ESPN+)	W, 10-2
21	DBU (ESPN+)	W, 6-5 (10)
24	Houston* (ESPN+)	W, 8-3
25	Houston* (ESPN+)	W, 4-2
26	Houston* (ESPN+)	W, 14-2 (7)
29	UT Arlington (ESPN+)	W, 12-1 (7)

MAY (0-0, 0-0 Big 12)

1	at Oklahoma State* (ESPN+)	6 p.m.
2	at Oklahoma State* (ESPN+)	6 p.m.
3	at Oklahoma State* (ESPN+)	1 p.m.
9	Utah* (ESPN+)	6 p.m.
10	Utah* (ESPN+)	2 p.m.
11	Utah* (ESPN+)	1 p.m.
15	at West Virginia* (ESPN+)	5:30 p.m.
16	at West Virginia* (ESPN+)	5:30 p.m.
17	at West Virginia* (ESPN+)	Noon

* - Big 12 game

! - Shriners Children's College Showdown - Arlington, Texas

- Amegy Bank College Baseball Series - Arlington, Texas

All times Central

TCU HORNED FROGS

Record: 29-15

Away Record: 7-8

Big 12: 13-8

Head Coach: Kirk Saarloos

OKLAHOMA STATE COWBOYS

Record: 28-17

Home Record: 17-5

Big 12: 11-10

Head Coach: Josh Holliday

GAME INFORMATION

Friday, May 1 • 6 p.m.

Tommy LaPour vs. Ethan Lund

Saturday, May 2 • 6 p.m.

Lance Davis vs. TBA

Sunday, May 3 • 1 p.m.

Zack James vs. TBA

TCU NOTABLES

- TCU ran its winning streak to seven games with a sweep of Houston and a win over UT Arlington.
- The Frogs have 17 comeback wins this season, 10 of which have seen the Frogs trail by multiple runs.
- Three times in the last six games, TCU has rallied from an eighth-inning deficit.
- The seven-game winning streak is TCU's longest of the year and has TCU at 40 in the latest RPI report.
- TCU has tallied 33 home runs over the last 20 games, bringing its season total to 56.
- TCU is tied for 17th nationally with 253 walks.
- TCU has 36 extra base hits in the last eight games, including 14 vs. Houston and six vs. UT Arlington.
- TCU's pitching staff has been on a run in April, leading to a 11-5 mark. They own a 3.38 ERA in the month.
- After 72 days on the injured list, Tommy LaPour made his return to the mound in Sunday's win over Houston.
- Tanner Sagouspe has held opponents scoreless in five straight appearances. He has 12 strikeouts in six innings over that stretch.
- Walter Quinn made his 23rd appearance on the mound Friday, a mark this is tied for 12th nationally.

ROAD NOTABLES

- TCU will play 21 road games this season and 25 total games away from home in 2026.
- TCU has won 37 of 70 road series since Kirk Saarloos' arrival in 2013.
- The Frogs have tallied series wins in 11 of 25 series with Saarloos as head coach.
- TCU is 33-18 in road midweek games with Saarloos.
- TCU is 150-124 on the road with Saarloos on staff and 49-48 with Saarloos as head coach.
- TCU has been above .500 on the road in eight of Saarloos' 13 seasons on staff.
- TCU has won 25 of 53 road conference series since Kirk Saarloos' arrival in 2013.

OKLAHOMA STATE NOTABLES

- Oklahoma State's four game winning streak was snapped Tuesday with an 11-6 loss at Oral Roberts.
- The Cowboys have won three Big 12 series (2-1 vs. Baylor, 3-0 vs. Cincinnati and 3-0 at Texas Tech), while dropping four (0-3 at UCF, 1-2 at BYU, 1-2 at Kansas State and 1-2 vs. Kansas).
- OSU hit hitting .277 as a team led by Alex Conover's .389 average.
- The Cowboys are second nationally with 100 home runs on the year.
- Kollin Ritchie is third in the Big 12 and tied for fifth nationally with 22 home runs.
- Ritchie is also tied for eighth nationally with 61 RBIs.
- On the mound, the Cowboys have a 6.31 ERA and are allowing opponents to hit .272.
- Noah Wech and Frew Blake co-lead the team with 16 relief appearances. Wech has a team-high five saves.

SERIES NOTABLES

- TCU and Oklahoma State will be meeting on the diamond for the 68th time.
- TCU owns the all-time series lead, 36-31.
- TCU and OSU did not face each other in 2025.
- TCU dropped up a 2-1 series decision in its last trip to Stillwater in 2024.
- Since joining the Big 12, TCU holds a slim regular season lead at 17-16.
- TCU has won five of the 11 Big 12 series (2013, 2017, 2021, 2022 and 2023).
- TCU is 3-3 all-time at O'Brate Stadium and 1-1 in series played there.
- TCU has won two of six series played in Stillwater (2011 and 2024).
- The Horned Frogs are 23-19 against the Cowboys with Kirk Saarloos on staff.
- From 1923-25, TCU and Oklahoma State met on the diamond as conference opponents.

PROBABLE STARTING LINEUP

Pos.	No.	Name	BA	GP-GS	R	H	HR	RBI	SB	Notes
C	16	Nolan Traeger, So.	.288	36-34	16	36	3	30	1	Had four hits in the series vs. Houston
C/1B	27	Brady Dallimore, Fr.	.306	30-26	26	30	6	21	0	Drove in six two-out runs on Sunday
1B	17	Rob Liddington, Jr.	.276	35-30	25	27	4	22	4	Hit 4/14 in the month of April
1B/2B	7	Cole Cramer, Sr.	.318	44-44	47	56	3	36	8	Has started all 103 games in TCU career
2B/3B	1	Jack Bell, Jr.	.317	41-38	35	39	6	25	3	Homered twice and drove in 7 vs. Houston
SS	6	Lucas Franco, Fr.	.205	36-34	20	24	3	21	2	Second on team with 14 two-out RBIs
SS/3B	2	Preston Gamster, Sr.	.298	23-15	16	17	4	15	3	Hit game-tying homer on Saturday
LF	11	Colton Griffin, Jr.	.300	34-32	26	33	1	15	10	Hit first home run of year on Sunday
CF/RF	15	Chase Brunson, Jr.	.299	43-43	31	43	8	45	12	Has driven in 10 runs in last seven games
RF/CF	10	Sawyer Strosnider, So.	.286	44-44	49	46	12	45	10	Homered twice in Wednesday's win
DH	6	Noah Franco, So.	.229	20-20	13	19	3	11	1	Has five extra base hits this year

Starters

T	No.	Name	W-L	ERA	IP	H	R	ER	BB	K	Notes
R	49	Tommy LaPour, Jr.	0-0	3.00	6.0	6	2	2	3	6	Making first start since Week 1
R	45	Lance Davis, RFr.	3-3	4.82	56.0	57	33	30	12	37	Went 2-0 with a 2.60 ERA in April
R	18	Zack James, So.	6-0	2.36	49.2	41	13	13	13	39	Posted a 0.33 ERA in four April starts

Head Coach Kirk Saarloos

5th Season/14th Overall

183-102 (.642) - 5th Season



Career Notes:

- Named head coach on June 15, 2021, becoming program's 20th head coach
- Reached 100 wins faster than any coach in program history (153 games)
- Named the 2016 D1Baseball.com National Assistant Coach of the Year
- Joined the program in the summer of 2012; Named recruiting coordinator in summer of 2013
- Spent two seasons as an assistant coach at Cal State Fullerton (2011-12)
- Played seven seasons in Major League Baseball (2002-08)
- Nine TCU players have made their Big League debuts
- TCU advanced to the 2023 College World Series in just his second year as head coach
- Saarloos is the 21st head coach to lead a team to the CWS after playing in the event. Saarloos helped Cal State Fullerton to the 1999 MCWS.
- 2022 Big 12 Coach of the Year (First-ever 1st-year coach to win the award)
- TCU is 10-7 against top-10 teams under the guidance of head coach Kirk Saarloos.

2025 Notes (39-20, 19-11 Big 12) • NCAA Regional Appearance

- Ranked in the Top 25 nationally in ERA, H/9 and WHIP.
- TCU made another appearance in the Big 12 Championship game
- TCU had five freshmen All-Americans; Tommy LaPour was named an All-American

2024 Notes (33-21, 14-16 Big 12)

- Led TCU to its best-ever start to a season at 13-0
- TCU fanned 606 batters, tying for the second-highest mark in program history
- Ben Ablet and Payton Tolle were named All-Americans

2023 Notes (44-24, 13-11 Big 12) • College World Series

- TCU won the NCAA Fayetteville Regional, its second round regional championship, eliminating the No. 3 National Seed Arkansas
- Guided TCU to the Big 12 Tournament Championship
- Karson Bowen, Kole Klecker and Anthony Silva were named Freshmen All-Americans

2022 Notes (38-22, 16-8 Big 12) • NCAA Regional Appearance

- Led TCU to the Big 12 Regular Season Championship
- Became the fastest coach to pick up 20 wins, doing so in 29 games
- Won his head coaching debut on Feb. 18 against San Diego State

2021 Notes (41-19, 17-7 Big 12) • NCAA Regional Appearance

- The pitching staff racked up over 600 strikeouts (606) for the second time in program history
- Haylen Green was named an All-American for the second straight season
- River Ridings earned Freshman All-American accolades

2020 Notes (11-4, 0-0 Big 12)

- TCU ranked 15th nationally in ERA (5.40) and 17th nationally in WHIP (1.08)
- Haylen Green was named an All-American

2019 Notes (34-28, 11-13 Big 12) • NCAA Regional Appearance

- Nick Lodolo became the program's all-time highest draft pick, going No. 7 overall to Cincinnati
- Lodolo was tabbed a 2nd-team All-American
- TCU ranked 21st nationally in K:BB ratio and 30th K/9

2018 Notes (33-23, 10-13 Big 12)

- Durbin Feltman was voted a 2nd-team All-American
- Augie Mihlbauer was named a Freshman All-American
- Ranked 21st nationally with a 3.45 ERA and led the league with a 2.79 K:BB ratio

2017 Notes (50-18, 16-8 Big 12) • College World Series

- TCU set a school record with 643 strikeouts and ranked sixth nationally in K:BB ratio (3.09)
- Jared Janczak was named a 2nd-team All-American
- Brian Howard ranked second nationally with 12 wins; Durbin Feltman set a school record with 17 saves
- Sean Wymer was selected to the USA Baseball Collegiate National Team

2016 Notes (49-18, 15-9 Big 12) • College World Series

- Named the D1Baseball.com Assistant Coach of the Year
- TCU led the Big 12 and ranked third in the Big 12 in ERA (3.16)
- Two pitchers (Dylan Horton and Durbin Feltman) were named Freshmen All-Americans

2015 Notes (51-15, 18-5 Big 12) • College World Series

- TCU ranked second nationally with a 2.45 ERA
- TCU led the nation in WHIP (1.04) and ranked second with 10 shutouts and a 3.94 K:BB ratio
- Three pitchers (Riley Ferrell, Preston Morrison and Alex Young) were named All-Americans

2014 Notes (48-18, 17-7 Big 12) • College World Series

- TCU led the nation with a 2.22 ERA and ranked in the top six of all major pitching categories
- Set a school and Big 12 record with 14 shutouts
- Preston Morrison was named the Big 12 Pitcher of the Year
- Morrison, Brandon Finnegan and Riley Ferrell were tabbed All-Americans
- Tyler Alexander was named a Freshman All-American
- Brandon Finnegan was the program's second-ever first round draft pick (17th overall, Kansas City)
- In the fall of 2014, Finnegan became the first-ever player to appear in the College World Series and the Major League World Series in the same year

2013 Notes (29-28, 12-12 Big 12)

- Ranked in the top 15 nationally of all major pitching categories
- Brandon Finnegan, Riley Ferrell and Preston Morrison were named to the USA Baseball Collegiate National Team
- Ferrell was named a Freshman All-American

The Saarloos File

Hometown Long Beach, Calif.
Alma Mater Cal State Fullerton (2001)
 Public Relations
Wife Kristen
Children Brady, Emery, Lane

Coaching Career

Assistant Coach

Cal State Fullerton (2011-12) 87-35 (.713)
TCU (2013-21) **346-171 (.669)**
Totals **433-206 (.678)**

Playing Career

Year	Team	Level
2001	Lexington	Houston Low A
2002	Round Rock	Houston AA
2002	New Orleans	Houston AAA
2002	Houston	MLB
2003	New Orleans	Houston AAA
2003	Houston	MLB
2004	New Orleans	Houston AAA
2004	Oakland	MLB
2004	Sacramento	Oakland AAA
2005	Oakland	MLB
2006	Oakland	MLB
2007	Louisville	Cincinnati AAA
2007	Cincinnati	MLB
2008	Sacramento	Oakland AAA
2008	Oakland	MLB
2009	Columbus	Cleveland AAA

FROG TRENDS UNDER SAARLOOS

The Opposition

Overall 183-102
 Non-conference 108-48
 Big 12 Conference 75-54
 Home 104-38
 Away 49-48
 Neutral 30-16
 NCAA Postseason 9-6
 vs. Ranked Teams 34-24

Day of the Week

Monday 4-0
 Tuesday 37-13
 Wednesday 8-3
 Thursday 11-3
 Friday 43-30
 Saturday 45-28
 Sunday 35-25

Month

February 32-11
 March 61-31
 April 44-38
 May 37-18
 June 9-4

Statistical Breakdown

Leading after six 151-13
 Trailing after six 17-81
 Tied after six 14-8
 Leading after seven 141-6
 Trailing after seven 13-83
 Tied after seven 13-10
 Leading after eight 143-5
 Trailing after eight 6-86
 Tied after eight 12-6

2026 TCU BASEBALL

2026 BROADCAST NOTES

1 JACK BELL • INF • 6-0 • 190 • JR • CORPUS CHRISTI, TEXAS

- **2025 Big 12 All-Tournament Team**
- First hit at TCU was a grand slam at San Diego (Feb. 15, 2025)
- Played freshman season at Texas A&M
- Received an invite to the 2023 MLB Draft Combine in Phoenix
- Sister, Grace, played volleyball at Wesleyan University in Connecticut

2 PRESTON GAMSTER • INF • 6-3 • 195 • SR • DALLAS, TEXAS

- Earned 2nd-team all-conference accolades as a sophomore at Paris College
- Tabbed a first-team all-region performer as a sophomore
- Was the runner-up Region 14 Player of the Year in 2024
- Hit .346 with nine home runs and 57 RBIs to go along with 24 stolen bases as a sophomore

3 KADE EUDY • RHP • 6-1 • 195 • SO • CROSBY, TEXAS

- **2025 Honorable Mention All-Big 12 and Big 12 All-Freshman Team**
- First freshman since Marcelo Perez in 2019 to lead the team in saves (6)
- Racked up over 200 strikeouts in high school career
- Made the 15U PG South World Series all-tournament team

4 CJ MASCARO • OF • 6-0 • 215 • FR • SARATOGA SPRINGS, UTAH

- Helped lead the high school team to a pair of state titles
- Earned the Deseret News Mr. Baseball honor following senior campaign
- Was the 6A State MVP as a senior
- Selected as the Utah Valley Player of the Year

5 LUCAS FRANCO • INF • 6-3 • 190 • FR • KATY, TEXAS

- **2026 Preseason Big 12 Freshman of the Year**
- First career hit was a home run at Globe Life Field
- Attended the 2025 MLB Draft Combine
- Ranked in the top 75 prospects among various publications leading up to the 2025 MLB Draft
- Invited to USA Baseball's 15U National Team Training Camp in 2022

6 NOAH FRANCO • LHP/UT • 6-3 • 230 • SO • DOWNEY, CALIF.

- **Big 12 Pitcher of the Week (Feb. 16, 2026)**
- **2026 Preseason All-American (Baseball America, Perfect Game, NCBWA)**
- **2026 Baseball America Player of the Year Watch List**
- **2026 Preseason All-Big 12 Team**
- **Ranked by Perfect Game as the No. 5 sophomore in college baseball**
- **Ranked as the No. 26 outfielder in baseball by D1Baseball.com**
- **2025 Big 12 Freshman of the Year, 1st-team All-Big 12 & Big 12 All-Freshman Team**
- Two-time member of the 18U USA Baseball National Team (2022, 2023)
- Moved to IMG Academy in Florida from California at age 14

7 COLE CRAMER • INF • 6-1 • 190 • GR • ARLINGTON, WASH.

- **Ranked as the No. 34 second baseman in baseball by D1Baseball.com**
- **2025 Big 12 All-Tournament Team**
- **Big 12 Newcomer of the Week (Feb. 18, 2025)**
- Spent 2024 season at Washington State and earned 2024 Pac-12 All-Conference accolades
- Played two seasons at Linn-Benton Community College in Oregon

8 LANE HUTCHINSON • INF • 6-1 • 205 • GR • SLAUGHTER, LA.

- **Three time South Central All-Region accolades**
- **Three time Lone Star All-Conference performer**
- Played at Angelo State (2025) and two years at UT Tyler (2023-24)
- Career .368 hitter with 21 home runs and 159 RBIs at the D2 level

9 TREVOR BAUMLER • RHP • 6-3 • 210 • SO • URBAN DALE, IOWA

- **2025 All-Cape Cod League playing for Falmouth**
- Ranked as the No. 3 overall player in the state of Iowa by Perfect Game
- Named the 2022-23 Gatorade Iowa Baseball Player of the Year
- Helped lead high school bowling squad to first-ever state appearance

10 SAWYER STROSNIDER • OF • 6-2 • 205 • SO • BROCK, TEXAS

- **2026 Unanimous Preseason All-American**
- **2026 Golden Spikes Award Watch List**
- **2026 Baseball American Player of the Year Watch List**
- **2026 Big 12 Preseason Player of the Year**
- **2026 Preseason All-Big 12 Team**
- **2025 National Freshman of the Year (PG, NCBWA)**
- **2025 Big 12 Freshman of the Year & 1st-team All-Big 12 Conference**
- **Set school single-season record with 10 triples in 2025**
- Attended the 2024 MLB Draft Combine

11 COLTON GRIFFIN • UT • 5-10 • 190 • JR • SPRING, TEXAS

- Has started games at five different positions in college (2B, 3B, SS, CF, LF)
- Spent 2024 season at Stephen F. Austin
- Was the Lumberjacks leading hitter with a .303 average
- Has been successful in 27-of-33 stolen base attempts

12 KYUSS GARGETT • INF • 5-10 • 190 • JR • ANDERSON, IND.

- Played last two seasons at Kentucky
- Was a career .243 hitter with seven extra base hits and 18 RBIs at Kentucky
- Made starts at three different positions (3B, SS, RF)
- Standout competitive powerlifter holding various world & national records from 8 to 13 years old

13 COLE EATON • OF/RHP • 6-0 • 180 • RSO • ELKHORN, NEB.

- Made a team-high 30 appearances off the bench in first season on campus
- Spent true freshman season at Tennessee (2024)
- Ranked by Perfect Game as the No. 2 in the state of Nebraska
- Earned Omaha World Herald 1st-team All-Nebraska & 1st-team Class A all-state honors as a senior

15 CHASE BRUNSON • OF • 6-3 • 210 • JR • SAN CLEMENTE, CALIF.

- **2026 Preseason All-American (Baseball America, NCBWA)**
- **2026 Preseason All-Big 12 Team**
- **Ranked as the No. 25 outfielder in baseball by D1Baseball.com**
- Homered in his first two collegiate games
- Drafted in the 18th round of the 2023 MLB First-Year Player Draft by the Toronto Blue Jays

16 NOLAN TRAEGER • C • 6-0 • 215 • SO • SPRING, TEXAS

- **2025 2nd-team Perfect Game Freshman All-American**
- **2025 2nd-team All-Big 12 Conference & Big 12 All-Freshman Team**
- **2025 USA Baseball Collegiate National Team Invite**
- First career hit was a home run at San Diego (Feb. 15, 2025)
- Two-time USA Baseball National Team participant (2021 15U; 2023 18U)

17 ROB LIDDINGTON • UT • 6-3 • 190 • GR • PHOENIX, ARIZ.

- **Ranked as the No. 14 first baseman in baseball by D1Baseball.com**
- **2025 1st-team All-Southland Conference**
- Spent previous two seasons at Incarnate Word (2024-25)
- Career started with two years at Paradise Valley Community College (2022-23)

18 ZACK JAMES • RHP • 6-3 • 195 • SO • FLOWER MOUND, TEXAS

- **Big 12 Pitcher of the Week (April 6, 2026)**
- First career appearance was a start at San Diego
- Earned first-team all-district accolades as a senior
- Was the winning pitcher in the 2023 Texas 6A State Championship game
- Selected as the 2022 District Newcomer Of The Year

20 JACK ARTHUR • OF • 6-1 • 200 • GR • FLOWER MOUND, TEXAS

- Hit .500 (4-for-8) with a double, a triple, a home run and six RBIs as a pinch hitter in 2025
- Hit TCU's lone grand slam (at Baylor) in 2024
- Key component to Weatherford winning its first-ever JUCO World Series game in 2023
- Began his collegiate career at Texas where he redshirted in 2022

21 TYLER PHENOW • RHP • 6-6 • 210 • SO • CHAMPLIN, MINN.

- Has appeared in two collegiate games, both at Globe Life Field
- Ranked as the No. 8 overall prospect in the state of Minnesota by Perfect Game
- Posted a 1.21 ERA with 132 strikeouts over 92 1/3 innings of work in high school
- Graduated with the highest of honors

22 LOUIS RODRIGUEZ • RHP • 6-1 • 200 • SR • LONG BEACH, CALIF.

- **Will miss the entire 2026 after suffering an injury in the fall**
- **Official title this season is Director of Bullpen Operations**
- Earned Big 12 Co-Newcomer of the Week (March 6, 2023)
- 2023 Honorable Mention All-Big 12
- USA Baseball National Team participant (12U, 15U, 18U)

23 MASON BRASSFIELD • LHP • 6-4 • 215 • SO • BAKERSFIELD, CALIF.

- **2026 Preseason All-American (NCBWA)**
- **Ranked by Perfect Game as the No. 19 sophomore in college baseball**
- **2025 Honorable Mention All-Big 12 & Big 12 All-Freshman Team**
- Attended the 2024 MLB Draft Combine
- Member of the 2022 USA Baseball 18U National Team

24 TANNER SAGOUSPE • RHP • 6-0 • 200 • SR • MADERA, CALIF.

- **2024 Honorable Mention All-Big West**
- Played four years at Cal Poly (2022-25)
- Served as both a hitter and a pitcher over the course of his career
- Made 62 career appearances on the mound, including 53 over his final two seasons at Cal Poly

25 NOLAN JOHNSON • LHP • 6-1 • 190 • SR • LAKEVILLE, MINN.

- **2025 Summit League Pitcher of the Year & 1st-team All-Summit League**
- Played three years at North Dakota State (2023-25)
- First-ever player at North Dakota State to earn Summit League Pitcher of the Year
- Career-high 79 strikeouts as a junior led the Summit League and ranked 7th all-time at NDSU

26 AIDEN BARRIENTES • RHP • 6-1 • 195 • FR • KATY, TEXAS

- Participated in the 2025 MLB Draft Combine
- Ranked as the No. 16 prospect in the state of Texas by Perfect Game
- Holds the school single-season record with 129 strikeouts
- High school teammates with fellow Horned Frog Cade Nelson

27 BRADY DALLIMORE • C/1B • 6-4 • 240 • FR • LAS VEGAS, NEV.

- Father, Brian, played in the Big Leagues for the San Francisco Giants (2004-05)
- Grandfather, Fred Dallimore, was the head coach at UNLV for 23 seasons (1974-96) and won 794 games as its head coach.
- Ranked No. 194 on Baseball America's Top 500 prospects for the 2025 MLB Draft
- Prep Baseball's National Player of the Month in March of his senior campaign

2026 TCU BASEBALL

2026 BROADCAST NOTES

28 COLIN BLANCHARD • C • 6-1 • 200 • SR • LADERA RANCH, CALIF.

- Spent the past three seasons at Washington (2023-25)
- Made 84 appearances with the Huskies
- All 55 career starts came as the catcher
- Participated in the USA Baseball's 16U National Team Identifications Series

33 KADE DURBIN • RHP • 6-3 • 225 • RFR • LINN CREEK, MO.

- Redshirted his first season on campus
- Spent his summer in the Northwood League pitching for the Madison Mallards
- Was the 10th ranked prospect in the state of Missouri and the No. 3 right-handed pitcher by Perfect Game
- Named the 2023 Missouri High School Baseball Coaches Association Player of the Year

34 CADE NELSON • RHP • 6-6 • 205 • FR • KATY, TEXAS

- Ranked by Perfect Game as the No. 33 top prospect in the state of Texas
- Helped lead his squad to a district title as a senior
- Earned first-team all-district honors as a junior
- Teammates with fellow Horned Frog Aiden Barrientes

35 ETHAN THOMAS • RHP • 6-5 • 255 • SO • ALAMEDA, CALIF.

- Spent previous two seasons at Hawai'i, redshirting his first season (2023)
- Made 18 appearances out of the bullpen in 2025
- Posted a 3.60 ERA to go along with a 1-1 record and three saves
- Earned first-team all-conference accolades in high school

41 ULI FERNSLER • LHP • 6-4 • 220 • FR • NOVI, MICH.

- **2026 Baseball American Freshman of the Year Watch List**
- Earned Michigan Gatorade Player of the Year honors as a senior
- Selected as the Detroit Free Press Prep Athlete of the Year in 2025
- Tabbed a first-team high school All-American by Baseball America as a senior

45 LANCE DAVIS • RHP • 6-4 • 215 • RFR • JONESBORO, ARK.

- **Big 12 Pitcher and Co-Newcomer of the Week (March 23, 2026)**
- **2025 First-Year SEC Academica Honor Roll**
- Redshirted in his only season at Arkansas (2025)
- Rated the No. 2 overall prospect and the No. 1 right-handed pitcher in Arkansas by Perfect Game
- Set Arkansas high school ERA record with a 0.14 as a senior

48 NATE STERN • RHP • 6-4 • 215 • SO • LOS ANGELES, CALIF.

- Posted a team-low 1.35 ERA with 29 strikeouts in 20 innings of work in first season on campus
- Led the Mission League with 62 strikeouts as a senior
- Two-time California All-Region team honoree
- Participated in a rock-climbing contest in the summer of 2024

49 TOMMY LAPOUR • RHP • 6-4 • 250 • JR • BLUE SPRINGS, MO.

- **2026 Preseason All-American (D1Baseball, Perfect Game, NCBWA)**
- **2026 Golden Spikes Award Watch List**
- **2026 Baseball America Pitcher of the Year Watch List**
- **2026 Preseason Big 12 Pitcher of the Year**
- **2026 Preseason All-Big 12 Team**
- **2025 1st-team All-Big 12 Conference**
- **NCBWA National Pitcher of the Month (April, 2025)**
- **Big 12 Pitcher of the Week (April 21, 2025)**
- Spent freshman campaign at Wichita State (2024)
- 2024 American Athletic Conference Newcomer of the Year & 2nd-team All-Conference
- Mother, Jane, and sisters, Hannah and Aubrey, played collegiate volleyball

55 WALTER QUINN • RHP • 6-4 • 220 • SR • SIMI VALLEY, CALIF.

- **2025 Second-team All-WAC**
- **2025 CSC Academic All-District**
- Played previous three seasons at Grand Canyon (2023-25)
- Was a member of the Grand Canyon Club baseball team his freshman season
- Left Grand Canyon in 10th place all-time with 12 career saves
- Came back to school despite having a job offer at an accounting firm in California
- Married his wife, Rachel, in the summer of 2025

TCU RECORD WHEN...

	All
All Opponents	29-15
at Home	20-5
on the Road	7-8
at Neutral Sites	2-2
Ranked Teams	2-0
Left-handed starter	7-3
Right-handed starter	22-12
Day Games	16-6
Night Games	13-9
TCU has 10+ hits	16-4
TCU has 15+ hits	40
Out-hit opponents	22-0
Out-hit by opponents	5-14
Equal number of hits	2-1
Opponent has < 10 hits	20-7
Opponent has > 10 hits	7-10
Horned Frogs hits HR	21-11
Horned Frogs hits multiple HR	8-4
Horned Frog doesn't hit HR	9-4
Horned Frogs steal a base	20-8
Horned Frogs steal multiple bases	9-3
Horned Frog don't steal a base	9-7
TCU scores 0-5 runs	9-11
TCU scores 6-9 runs	7-3
TCU scores 10+ runs	13-1
Opponent scores 0-5 runs	23-5
Opponent scores 6-9 runs	6-2
Opponent scores 10+ runs	0-8
TCU starters pitch 5+ innings	14-4
TCU starters pitch < 5 innings	15-11
TCU staff posts 10+ Ks	10-5
TCU commits no errors	13-2
TCU commits 1-2 errors	14-11
TCU commits 3+ errors	2-2
One-run games	9-3
Two-run games	2-0
Five+ run games	17-7
Extra innings	2-0
Scored first	17-7
Opponent scored first	12-8
Score in first inning	17-4
Opponent scored in first inning	10-6
Leading after six	20-3
Trailing after six	2-12
Tied after six	7-0
Leading after seven	13-1
Trailing after seven	3-11
Tied after seven	5-2
Leading after eight	18-0
Trailing after eight	1-10
Tied after eight	2-3
On Monday	1-0
On Tuesday	7-2
On Wednesday	1-0
On Thursday	0-0
On Friday	6-5
On Saturday	7-3
On Sunday	7-5
In February	5-5
In March	13-5
In April	11-5
In May	0-0
In June	0-0

2026 TCU BASEBALL

2026 QUICK FACTS

GENERAL INFORMATION

Location	Fort Worth, Texas
Enrollment	12,980
Founded	1873
Nickname	Horned Frogs
Colors	Purple & White
Conference	Big 12
Chancellor	Daniel Pullin
Dir. of Intercollegiate Athletics	Mike Buddie
Faculty Representative	Eric Simanek
Athletics Phone	(817) 257-5658
Ticket Office Phone	(817) 257-FROG (3764)

STADIUM INFORMATION

Name	Charlie and Marie Lupton Stadium at Williams-Reilly Field
Capacity	4,500
First Season	2003
All-Time Record	532-183
Playing Surface	Natural Grass
Dimensions	330 Lines; 375 LC, 370 RC, 395 CF

COACHING STAFF

Head Coach	Kirk Saarloos
Alma Mater	Cal State Fullerton, 2001
Career Record/Years	183-102/5th Year
E-mail	k.saarloos@tcu.edu
Associate Head Coach	Bill Mosiello
E-mail	b.mosiello@tcu.edu
Assistant Coach	John DiLaura
E-mail	j.dilaura@tcu.edu
Assistant Coach	Dave Lawn
E-mail	d.lawn@tcu.edu
Asst. AD of Baseball Ops.	Meredith Montgomery
E-mail	m.m.montgomery@tcu.edu
Director of Baseball Ops.	Cooper Sholder
E-mail	cooper.sholder@tcu.edu
Athletic Trainer	Danny Wheat
E-mail	j.wheat@tcu.edu
Equipment	Brad Andrews
E-mail	bj.andrews@tcu.edu

TEAM INFORMATION

2025 Overall Record	39-20
2025 Big 12 Record/Finish	19-11 (3rd)
2025 Big 12 Tournament	2-1
2025 Postseason	NCAA Regionals
Final Ranking	N/A
Letterwinners Returning/Lost	18/17
Position Starters Returning/Lost	6/3
Pitchers Returning/Lost	9/10
Newcomers	15
4-Year Transfers	9

MEDIA RELATIONS

Baseball Contact	Brandie Davidson
Direct Line	(817) 257-7479
Cell Phone	(817) 343-2050
E-mail	b.l.davidson@tcu.edu
Mailing Address	TCU Box 297600
	Fort Worth, Texas 76129
Website	www.gofrogs.com

LUPTON STADIUM



ATTENDANCE MARKS

TOP 10 CROWDS

1.	6/10/23	Indiana State	6-4	W	8,894
2.	6/9/23	Indiana State	4-1	W	8,812
3.	6/7/15	Texas A&M	1-2 (10)	L	7,383
4.	6/8/15	Texas A&M	5-4 (16)	W	7,294
5.	6/6/15	Texas A&M	13-4	W	7,199
6.	4/30/16	Texas Tech	13-6	W	6,451
7.	4/28/18	Texas Tech	0-6	L	6,302
8.	4/15/22	Texas Tech	4-3	W	6,280
9.	2/18/11	Kansas	8-2	W	6,099
10.	2/17/12	Ole Miss	4-7	L	5,912

TOP 5 SERIES CROWDS

1.	6/6-8/15	Texas A&M	21,876
2.	6/9-10/23	Indiana State	17,806
3.	4/14-16/22	Texas Tech	17,461
4.	4/27-29/18	Texas Tech	17,269
5.	4/29-5/1/16	Texas Tech	16,814

YEAR BY-YEAR ATTENDANCE

Year	Dates	Att.	Avg.	Record
2003	28	38,581	1,377	21-9
2004	28	34,657	1,237	20-9
2005	30	46,848	1,561	24-6
2006	27	40,158	1,487	18-9
2007	29	51,373	1,712	27-3
2008	34	64,049	1,883	28-8
2009	32	69,290	2,165	23-9
2010	29	90,687	3,127	26-4
2011	36	149,334	4,148	24-12
2012	32	131,610	4,112	23-9
2013	30	107,117	3,570	16-14
2014	34	121,957	3,586	27-8
2015	36	147,335	4,092	33-4
2016	31	132,796	4,283	24-7
2017	32	153,139	4,785	28-4
2018	31	137,086	4,422	22-9
2019	27	118,221	4,378	16-11
2020	9	34,496	3,832	8-1
2021	28	72,750	2,598	20-8
2022	25	102,774	4,111	19-7
2023	33	141,632	4,291	22-11
2024	29	124,096	4,279	21-8
2025	28	118,674	4,238	22-7
2026	23	91,443	3,975	20-5
Totals	701	2,308,064	3,293	532-183

2026 TCU BASEBALL

FROGS IN THE POLLS

Week	PG	BA	USA	D1	NCBWA
Preseason	11	9	10	10	9
Feb. 16	11	8	-	7	10
Feb. 23	-	13	25	18	23
March 2	-	13	21	17	20
March 9	-	14	23	17	21
March 16	-	-	-	-	RV
March 23	-	-	-	-	RV
March 30	-	-	-	-	RV
April 6	-	-	-	-	RV
April 13	-	-	-	-	RV
April 20	-	-	-	-	RV
April 27	-	-	-	-	RV
May 4					
May 11					
May 18					
May 25					

TRACKING THE OPPONENTS

School	Last Week	2026
Abilene Christian	2-2	21-22
Arizona	1-2	16-26
Arizona State	3-1	31-14
Arkansas	3-1	29-16
Baylor	0-4	22-21
Dallas Baptist	2-2	25-19
Kansas	4-0	33-11
Kansas State	1-3	26-18
Lamar	2-2	24-20
Loyola Marymount	1-3	12-33
New Haven	2-2	8-27
New Mexico State	2-2	18-24
Oklahoma	2-2	29-14
Oklahoma State	4-0	28-16
Tarleton State	3-1	28-15
Texas Tech	2-3	22-22
Tulane	1-3	22-23
UCF	4-0	25-15
UCLA	3-1	39-4
UT Arlington	1-2	16-25
Utah	1-3	21-18
Vanderbilt	2-2	26-19
West Virginia	1-3	28-12

FROG HOPS

- With four regular season crowns and four tournament trophies, TCU's eight Big 12 championships are the most of any program in the league since TCU joined in 2013.
- The eight total championships are the second most in league history.
- TCU was ranked in the preseason for the 17th straight season.
- Bill Mosiello put together a 60-51 record as the head coach at Ohio State (2023-24).
TCU's 34 athletes hail from 14 states spanning the continental USA.
- Assistant coach Dave Lawn announced the 2026 season will be his last. His coaching career began in 1989 at Nevada.
- Lawn's coaching career spans 38 years, 32 of which were at the D1 level: Nevada (1989-90, 2014-15), Cal (1991-00), USC (2001-07), Arizona (2016-22) and TCU (2023-present).
- Four Horned Frogs (Lucas Franco, Noah Franco, Kyuss Gargett and Sawyer Strosnider) homered for their first hit of the season.
- Brady Dallimore hit TCU's first walk-off home run since Anthony Silva vs. Cincinnati May 10, 2023.

START ME UP

The pitching duo of Lance Davis and Zack James have been dominating over their last combined nine starts, leading TCU to eight wins. They boast a combined ERA of 1.64 over their last 60 1/3 innings pitched with 43 strikeouts and only 43 hits allowed.

Since joining the starting lineup five weeks ago, James has allowed just three runs in 32 2/3 innings pitched. He has not allowed a run in three starts (Kansas State, Arizona and Houston).

Davis has five quality starts in 11 starts this season. Three of his last four starts have been outstanding. He has pitched the Frogs into the seventh inning in each of his last four starts.

STREAKING

TCU has matched its longest winning streak of the season, winning six in a row leading into Wednesday's game. The Frogs are clicking on all cylinders, hitting .357 as a team with a 2.40 ERA on the mound.

Rob Liddington (.455), Chase Brunson (.429), Jack Bell (.417) and Nolan Traeger (.400) have been the catalysts at the plate. Brunson as driven in 10 runs, while Preston Gamster and Bell have each homered twice.

The pitching staff has registered 54 strikeouts and walked just 19 while holding opponents to a .219 average.

FREE PASSES GALORE

A big part of TCU's turnaround since an early season five-game losing streak is its patience at the plate. The Frogs have drawn 214 walks and have been hit by a pitch 58 times over the last 37 (27-10) games.

Twelve times this season the Frogs have drawn more walks than they have struck out.

On the season, TCU leads the Big 12 and is tied for 17th nationally with 253 walks.

EIGHTH INNING MAGIC

Over the last eight games, TCU has used the eighth inning to either stage a comeback or put separation on the scoreboard, helping the Frogs to seven wins.

In the seven wins, TCU has outscored its opponent 16-1 in the eighth. The Frogs are hitting .469 (15-for-32) with two home runs, seven walks and two HBPs.

The top of the order has been instrumental in the comebacks. Colton Griffin (1-for-2), Cole Cramer (4-for-4, 3 RBIs), Sawyer Strosnider (2-for-3) and Chase Brunson (2-for-3, 6 RBIs) are hitting a combined .750 with 11 runs scored and nine RBIs.

COMEBACK KIDS

TCU once again staged a late rally in Game 2 against Houston to pick up a win. It was TCU's 17th come-from-behind win of the season. Ten of those wins have featured rallies from multi-run deficits.

TCU has nine wins when tied (7) or trailing (2) after six innings. The Frogs have outscored their opponents 112-96 over the final four-plus innings.

The Frogs have made the most score separation in the fifth inning, outscoring their opponent 59-22 in that frame. TCU is hitting .330 (56-for-165) in the fifth.

TURNING TWO

TCU is one of the best teams at turning double plays in the NCAA this season. The Frogs have added two double plays in the sweep of Houston bringing their season total to 41, a mark that is tied for ninth in the country. TCU is just eight double plays behind the national leader, New Orleans.

WINS UPON WINS UPON WINS

Since Saarloos arrived on campus, TCU has produced 529 wins and owns a .660 winning percentage. The 529 wins are 14th nationally and are the third-most in the state of Texas. TCU has been victorious in 115 of 175 series played and tallied 57 series sweeps.

SPEED FACTOR

TCU continues to be one of the most prolific base-stealing teams in the nation. The Frogs have stolen 100 or more bases in three of the last five seasons. Since 2015, TCU has ranked in the top 10 nationally in stolen bases four times.

It's not just raw numbers that are impressive, the Horned Frogs have produced a high success rate, converting on 80% of their attempts over the last eight years (1219-of-1527). No base is safe with the Frogs around. Over the last 11 seasons, TCU is 217-of-263 (83%) in stealing third.

STINGY STAFF

The Frogs' 3.73 ERA since 2013 is fifth nationally. TCU led the nation with a 2.22 ERA in 2014 and ranked second in 2015 with a 2.45 ERA. The TCU pitching staff has produced four of the top 10 lowest ERAs in program history. Additionally, the TCU pitching staff is tied for the eight-most shutouts (69) nationally over the last 14 years.

TCU has limited opponents to two or fewer runs 284 times in the 802 games played since Saarloos' arrival on campus. The staff has surrendered 5+ runs just 324 times in those contests.

K-ZONE

Over the last 13+ seasons, TCU pitchers have struck out batters at a high rate. In 802 games, they have tallied double-digit strikeouts 337 times. TCU set a school record with 36 double-digit strikeout games in 2024. TCU has 15 such contests this season.

A SEASON TO REMEMBER

Sawyer Strosnider put together a season for the ages in his debut campaign, posting the first quadruple-double in the NCAA since Utah Valley's Chris Benson accomplished the feat in the 2010 season. He totaled 13 doubles, 10 triples (a school record), 11 home runs and 10 stolen bases.

Strosnider is the 11th player since 1990 to accomplish the feat. Notable players to have done it are Jay Patton (1993, Georgia Tech), Todd Walker (1993, LSU), Nomar Garciaparra (1994, Georgia Tech), Bubba Crosby (1997, Rice), Chris Burke (2001, Tennessee) and Rickie Weeks (2001 and 2002, Southern).

EXTRA, EXTRA

TCU has played 52 extra inning games since Kirk Saarloos arrived in 2013 and holds a 32-20 mark in those games. TCU is 13-3 in extra inning games with Saarloos as the head coach. TCU is 2-0 this year.

Tuesday's 10-inning win over Dallas Baptist was TCU's second extra-inning tilt in 2026. TCU also played 13-innings, the most since a 14-inning affair against Texas Tech in 2019, earlier this year against Texas Tech.

The Frogs' longest extra inning game was 22 innings in the 2014 NCAA Regional against Sam Houston State.

2026 TCU BASEBALL

2026 BIG 12 STANDINGS (April 29)

Team	Big 12 Games			Overall		
	W-L	Pct.	GB	W-L	Pct.	Streak
Kansas	17-4	.810	-	34-11	.756	W7
Arizona State	14-7	.667	3.0	31-14	.689	W3
UCF	14-7	.667	3.0	26-15	.634	W5
West Virginia	13-8	.619	4.0	28-12	.700	L2
TCU	13-8	.619	4.0	29-15	.659	W7
Oklahoma State	11-10	.524	6.0	28-17	.622	L1
BYU	11-10	.524	6.0	22-21	.512	L1
Cincinnati	10-11	.476	7.0	29-17	.630	W2
Kansas State	9-12	.429	8.0	26-19	.578	L4
Utah	9-12	.429	8.0	21-18	.538	L3
Baylor	9-12	.429	8.0	23-21	.523	W1
Arizona	7-14	.333	10.0	16-27	.372	L2
Texas Tech	6-15	.286	11.0	22-22	.500	L3
Houston	4-17	.190	13.0	19-25	.432	W1

THIS WEEK'S GAMES

MONDAY, APRIL 27

BYU at Grand Canyon - Grand Canyon wins 10-3

TUESDAY, APRIL 28

Houston at Stephen F. Austin - SFA wins 5-2

Oklahoma State at Oral Roberts - Oral Roberts wins 11-6

Kansas at Wichita State - Kansas wins 14-1 (8 innings)

Kansas State at Nebraska - Nebraska wins 7-6

Texas Tech at Oklahoma - Canceled

UT Arlington at Baylor - Baylor wins 6-2 (6 innings)

Arizona at Grand Canyon - Grand Canyon wins 9-8

WEDNESDAY, APRIL 29

West Virginia at Penn State - Canceled

UT Arlington at TCU - TCU wins 12-1 (7 innings)

McNeese at Houston - Houston wins 4-2

UCF at Stetson - UCF wins 6-5

THURSDAY, APRIL 30

Utah at BYU

FRIDAY, MAY 1

Arizona State at UCF

Kansas State at West Virginia

Arizona at Kansas

TCU at Oklahoma State

Texas Tech at Baylor

Cincinnati at Houston

Utah at BYU

SATURDAY, MAY 2

Arizona State at UCF

Kansas State at West Virginia

Arizona at Kansas

TCU at Oklahoma State

Texas Tech at Baylor

Cincinnati at Houston

Utah at BYU

SUNDAY, MAY 3

Arizona State at UCF

Kansas State at West Virginia

Arizona at Kansas

TCU at Oklahoma State

Texas Tech at Baylor

Cincinnati at Houston

2026 Statistical Comparisons

TCU	Hitting	OSU
.280	Batting Avg	.277
401	Hits	418
331	Runs Scored	379
7.5	Runs Per Game	8.4
68	Doubles	83
9	Triples	8
56	Home Runs	100
.458	Slugging Pct	.359
347	Strikeouts	494
253	Walks	247
.404	On-base Pct	.398
63-76	Stolen Bases	44-54
58	Hit-By-Pitch	63

TCU	Pitching	OSU
5.33	ERA	6.31
355	Strikeouts	436
182	Walks	219
.280	Opp. BA	.272
50	Hit-By-Pitch	51

TCU	Fielding	OSU
.971	Fielding Pct	.976
45	Errors	38
385	Assists	402

Leaders

Cole Cramer (.318)

Strosnider/Brunson (45)

Sawyer Strosnider (12)

Chase Brunson (12)

Tanner Sagouspe (1.61)

Mason Brassfield (54)

Tanner Sagouspe (3)

BA

RBI

HR

SB

ERA

Ks

Saves

Leaders

Alex Conover (.389)

Kollin Ritchie (61)

Kollin Ritchie (22)

Alex Conover (14)

Hudson Barrett (2.39)

Ethan Lund (90)

Noah Wech (5)

2026 BIG 12 PRESEASON POLL

	SCHOOL (1st Place Votes)	POINTS
1.	TCU Horned Frogs (13)	169
2.	Arizona Wildcats (1)	157
3.	West Virginia Mountaineers	137
4.	Arizona State Sun Devils	128
T-5.	Kansas Jayhawks	112
T-5.	Oklahoma State Cowboys (9)	112
7.	Kansas State Wildcats	87
8.	Cincinnati Bearcats	85
9.	Texas Tech Red Raiders	78
10.	UCF Knights	66
11.	Baylor Bears	54
12.	Houston Cougars	42
13.	BYU Cougars	29
14.	Utah Utes	18

2026 TCU BASEBALL

CAREER MULTI-HIT GAMES

PLAYER	2023	2024	2025	2026	Career
Jack Arthur	3	2	2	2	7
Jack Bell			7	9	16
Colin Blanchard	8	2			10
Chase Brunson	10	18	11		39
Cole Cramer	19	20	15		54
Brady Dallimore				9	9
Cole Eaton					0
Lucas Franco				7	7
Noah Franco			20	5	25
Preston Gamster				5	5
Kyuss Gargett			7	4	11
Colton Griffin		17	5	10	32
Lane Hutchinson	15	19	27		61
Rob Liddington	4	24	6		34
CJ Mascaro					0
Sawyer Strosnider			23	10	33
Nolan Traeger			14	9	23

CAREER MULTI-RBI GAMES

PLAYER	2023	2024	2025	2026	Career
Jack Arthur	2	3	1		6
Jack Bell			9	6	15
Colin Blanchard	4	4			8
Chase Brunson	7	14	13		34
Cole Cramer	9	11	11		31
Brady Dallimore				4	4
Cole Eaton					0
Lucas Franco				5	5
Noah Franco			13	3	16
Preston Gamster				4	4
Kyuss Gargett			2	2	4
Colton Griffin		5	3	4	12
Lane Hutchinson	9	10	23		42
Rob Liddington	4	14	6		24
CJ Mascaro					0
Sawyer Strosnider			13	11	24
Nolan Traeger			4	7	11

STREAKS

PLAYER	HITTING	CAREER	ON-BASE	CAREER
Jack Arthur	4	11	7	13
Jack Bell	2	10	7	10
Colin Blanchard		5		7
Chase Brunson		18	9	43
Cole Cramer	7	9	7	20
Brady Dallimore	3	5	3	5
Cole Eaton		2		2
Lucas Franco		3		6
Noah Franco	1	10	1	10
Preston Gamster		3	7	7
Kyuss Gargett		5		9
Colton Griffin	4	5	4	16
Lane Hutchinson		10		29
Rob Liddington	1	8	2	10
CJ Mascaro				
Sawyer Strosnider	3	13	9	37
Nolan Traeger		14		19

GAMES STARTED

PLAYER	CAREER	CONSECUTIVE
Jack Arthur	34	1
Jack Bell	80	27
Colin Blanchard	55	
Chase Brunson	143	26
Cole Cramer	155	109
Brady Dallimore	26	3
Cole Eaton	1	
Lucas Franco	34	1
Noah Franco	75	1
Preston Gamster	21	
Kyuss Gargett	52	
Colton Griffin	110	
Lane Hutchinson	148	
Rob Liddington	98	6
CJ Mascaro		
Sawyer Strosnider	94	58
Nolan Traeger	72	

HITTING BREAKDOWN

PLAYER	MULTI-HIT GAMES					MULTI HR	HOME RUN BREAKDOWN							
	TOTAL	2	3	4	5+		TOTAL	HOME	AWAY	SOLO	2	3	GS	LAST HOME RUN
Jack Arthur	2	2				1	2	1	1	2				4/4/26 at Kansas State
Jack Bell	9	5	3	1		6	6	4	2	2	2	3		4/16/26 vs. Houston
Colin Blanchard														4/4/25 vs. Purdue
Chase Brunson	11	9	1			13	8	4	4	3	2	2	1	4/19/26 at Baylor
Cole Cramer	19	9	5	1		11	3	2	1	1	2			4/4/26 at Kansas State
Brady Dallimore	9	8	1			4	6	4	2	6				4/29/26 vs. UT Arlington
Cole Eaton														
Lucas Franco	7	6		1		5	3	1	2	2			1	3/6/26 vs. Tulane
Noah Franco	5	5				3	3	2	1	2	1			4/17/26 at Baylor
Preston Gamster	5	4	1			4	4	3	1	1	3			4/25/26 vs. Houston
Kyuss Gargett	4	3	1			2	1		1	1				2/17/26 vs. UT Arlington
Colton Griffin	10	7	3			4	1	1		1				4/26/26 vs. Houston
Lane Hutchinson														5/15/25 vs. Lubbock Christ.
Rob Liddington	6	4	2			6	4	3	1	3			1	4/29/26 vs. UT Arlington
CJ Mascaro														
Sawyer Strosnider	10	8	1	1		11	11	8	4	8	1	2	1	4/29/26 vs. UT Arlington
Nolan Traeger	9	4	5			7	3	1	1	2	1			4/24/26 vs. Houston

HOME RUN BREAKDOWN

No.	Player	Date	Opponent	Pitcher	On	Inn.	Out	Count	Exit Velo	Dist.
1.	Sawyer Strosnider	2/13	Vanderbilt	Connor Fennell	0...	1	1	0-1	104.0	388
2.	Lucas Franco	2/13	Vanderbilt	Luke Guth	*0...	6	0	0-0	111.3	446
3.	Kyuss Gargett	2/17	UT Arlington	Jack Barr	0...	3	1	0-0	101.9	410
4.	Rob Liddington	2/17	UT Arlington	Merek Sears	*0...	5	0	3-1	106.0	393
5.	Chase Brunson	2/20	at UCLA	Logan Reddemann	*0...	4	0	2-2	106.0	390
6.	Sawyer Strosnider	2/21	at UCLA	Michael Barnett	0...	1	1	3-1	98.5	372
7.	Sawyer Strosnider	2/22	at UCLA	Ian May	*0...	5	0	0-1	109.1	397
8.	Lucas Franco	2/22	at UCLA	Justin Lee	0...	8	2	1-2	104.6	412
9.	Chase Brunson	2/27	New Haven	Kaleb Martinek	..	3	1	2-0	105.4	408
10.	Brady Dallimore	3/3	Abilene Christian	Evan Whiteaker	0...	9	1	0-0	105.6	359
11.	Lucas Franco	3/7	Tulane	Julius Ejike-Charles	...3	7	2	1-1	101.0	369
12.	Rob Liddington	3/8	Tulane - 1	Jack Frankel	0...	4	1	3-1	111.5	378
13.	Sawyer Strosnider	3/8	Tulane - 1	Jack Frankel	0...	5	1	1-1	115.5	394
14.	Preston Gamster	3/8	Tulane - 2	Beau Sampson	..	2	0	0-0	100.9	380
15.	Chase Brunson	3/10	Kansas	Caleb Deer	...3	4	1	2-1	111.5	378
16.	Brady Dallimore	3/13	at Arizona State	Cole Carlson	*0...	3	0	1-1	109.0	370
17.	Jack Bell	3/14	at Arizona State	Ethan Buxton	*0...	8	0	2-2	102.5	399
18.	Sawyer Strosnider	3/17	New Mexico St.	Fabian Ibarra	..	5	0	0-1	107.2	374
19.	Sawyer Strosnider	3/17	New Mexico St.	Cooper Reese	...3	6	0	0-1	96.7	343
20.	Sawyer Strosnider	3/20	UCF	Kris Sosnowski	0...	6	1	1-1	103.6	350
21.	Sawyer Strosnider	3/22	UCF	Michael Gillen	0...	8	2	3-2	97.0	344
22.	Sawyer Strosnider	3/24	at DBU	Russ Smith	..2	7	1	1-0	104.3	404
23.	Jack Bell	3/24	at DBU	JT Long	..	9	1	1-1	102.1	398
24.	Chase Brunson	3/27	Texas Tech	Lukas Pirko	..	3	0	0-1	109.6	456
25.	Noah Franco	3/27	Texas Tech	Lukas Pirko	...0	3	0	0-0	108.2	425
26.	Jack Bell	3/27	Texas Tech	Lukas Pirko	...2	3	1	0-2	105.0	367
27.	Sawyer Strosnider	3/27	Texas Tech	Kayson Reineri	..2	5	0	0-1	104.0	364
28.	Cole Cramer	3/27	Texas Tech	Donovan Becerra	..	6	0	0-0	102.8	411
29.	Preston Gamster	3/28	Texas Tech	Connor Mohon	..	2	0	1-1	104.9	407
30.	Cole Cramer	3/28	Texas Tech	Connor Mohon	..	2	1	3-2	95.8	330
31.	Brady Dallimore	3/28	Texas Tech	Connor Mohon	0...	3	1	0-0	106.3	396
32.	Noah Franco	3/28	Texas Tech	Jonny Lowe	..	7	1	2-1	104.3	342
33.	Jack Bell	3/28	Texas Tech	Logan Addison	*0...	8	0	1-2	94.1	351
34.	Chase Brunson	4/3	at Kansas State	Tazwell Butler	*0...	6	0	0-1	107.8	376
35.	Chase Brunson	4/4	at Kansas State	Lincoln Sheffield	0...	2	0	1-2	107.7	376
36.	Jack Arthur	4/4	at Kansas State	Adan Longoria	*0...	9	0	0-1	110.5	409
37.	Cole Cramer	4/4	at Kansas State	Adan Longoria	0...	9	1	2-2	101.2	403
38.	Brady Dallimore	4/5	at Kansas State	Aaron Arnold	0...	5	1	1-0	105.7	399
39.	Brady Dallimore	4/11	Arizona	Smith Bailey	*0...	2	0	0-0	104.8	348
40.	Nolan Traeger	4/11	Arizona	Smith Bailey	..	4	1	1-2	97.8	369
41.	Chase Brunson	4/11	Arizona	Smith Bailey	..	5	1	1-1	109.5	424
42.	Jack Arthur	4/11	Arizona	Luc Fladda	*0...	1	0	2-2	94.6	327
43.	Rob Liddington	4/14	Tarleton State	Jack Lovin	...3	8	2	1-1	98.1	343
44.	Noah Franco	4/17	at Baylor	Lucas Davenport	*0...	4	0	0-0	105.0	422
45.	Nolan Traeger	4/17	at Baylor	Lucas Davenport	*0...	7	0	1-2	98.3	388
46.	Chase Brunson	4/19	at Baylor	Caleb Bunch	..2	8	0	3-2	103.0	367
47.	Preston Gamster	4/19	at Baylor	Luke McLeod	..	6	1	0-0	100.7	371
48.	Jack Bell	4/24	Houston	Kendall Hoffman	..	2	1	2-2	96.5	360
49.	Nolan Traeger	4/24	Houston	Kendall Hoffman	0...	6	1	1-0	99.2	365
50.	Preston Gamster	4/25	Houston	Paul Schmitz	*0...	3	0	1-2	105.0	385
51.	Colton Griffin	4/26	Houston	Richie Roman	*0...	1	0	1-1	97.3	341
52.	Jack Bell	4/26	Houston	Jackson Baker	..	6	0	3-2	100.2	370
53.	Rob Liddington	4/29	UT Arlington	Merek Sears	..	2	1	3-2	107.1	396
54.	Sawyer Strosnider	4/29	UT Arlington	Merek Sears	*0...	3	9	2-1	110.2	445
55.	Sawyer Strosnider	4/29	UT Arlington	Jackson Barr	*0...	6	0	1-1	103.4	360
56.	Brady Dallimore	4/29	UT Arlington	Jackson Barr	0...	6	2	0-1	103.0	411

2026 TCU BASEBALL

STARTING PITCHERS

6 - NOAH FRANCO • SO. • DOWNEY, CALIF.

CAREER STATS AS A STARTER

Year	W-L	ERA	GS	IP	H	R	ER	BB	SO	QS	Team
2025	0-0	13.50	3	6.0	7	9	9	6	5	0	1-2
2026	0-0	4.50	1	2.0	2	1	1	1	3	0	1-0
Total	0-0	11.25	4	8.0	9	10	10	7	8	0	2-2

RUNS ALLOWED BY INNING

Year	1	2	3	4	5	6	7	8	9	Total
2025	4	4	0	1	0	0	0	0	0	9
2026	0	1	0	0	0	0	0	0	0	1
Total	4	5	0	1	0	0	0	0	0	10

RUNS SUPPORT BY INNING

Year	1	2	3	4	5	6	7	8	9	Total
2025	0	3	5	3	4	6	2	0	11	33
2026	0	2	1	7	0	2	0	0	0	12
Total	0	5	6	10	4	8	2	0	11	45

2026 GAME LOG AS A STARTER

Opp.	W-L	ERA	IP	H	R	ER	BB	SO	BF	NP	Team
4/29	0-0	4.50	2.0	2	1	1	1	3	9	36	1-0

9 - TREVOR BAUMLER • SO. • URBANDALE, IOWA

CAREER STATS AS A STARTER

Year	W-L	ERA	GS	IP	H	R	ER	BB	SO	QS	Team
2025	2-3	5.29	8	32.1	28	22	19	7	27	1	4-4
2026	1-3	7.06	6	21.2	29	16	16	8	13	0	2-4
Total	3-6	5.83	14	54.0	57	38	35	15	40	1	6-8

RUNS ALLOWED BY INNING

Year	1	2	3	4	5	6	7	8	9	Total
2025	1	5	8	3	4	1	0	0	0	22
2026	3	3	3	2	1	1	0	0	0	13
Total	4	8	11	5	5	2	0	0	0	35

RUNS SUPPORT BY INNING

Year	1	2	3	4	5	6	7	8	9	Total
2025	4	8	1	14	4	3	6	6	1	47
2026	1	6	0	7	0	2	2	3	0	21
Total	5	14	1	21	4	5	8	9	1	68

2026 GAME LOG AS A STARTER

Opp.	W-L	ERA	IP	H	R	ER	BB	SO	BF	NP	Team
3/10	0-0	0.00	1.0	0	0	0	0	0	3	16	1-0
3/15	0-1	4.50	5.0	7	3	3	1	2	24	63	1-1
3/22	0-2	9.00	2.0	6	5	5	1	1	11	47	1-2
4/11	0-2	8.25	4.0	7	3	3	3	3	21	88	1-3
4/17	0-3	7.88	4.0	6	3	3	0	5	19	71	1-4
4/24	1-3	7.06	5.2	3	2	2	3	2	23	85	2-4

18 - ZACK JAMES • SO. • FLOWER MOUND, TEXAS

CAREER STATS AS A STARTER

Year	W-L	ERA	GS	IP	H	R	ER	BB	SO	QS	Team
2025	2-0	4.40	4	14.1	16	7	7	3	7	0	3-1
2026	3-0	0.83	5	32.2	20	3	3	9	22	3	4-1
Total	5-0	1.91	9	47.0	36	10	10	12	29	3	7-2

RUNS ALLOWED BY INNING

Year	1	2	3	4	5	6	7	8	9	Total
2025	2	4	1	0	0	0	0	0	0	7
2026	0	0	1	1	0	1	0	0	0	3
Total	2	4	2	1	0	1	0	0	0	10

RUNS SUPPORT BY INNING

Year	1	2	3	4	5	6	7	8	9	Total
2025	3	5	2	4	5	4	1	1	1	26
2026	4	5	5	6	2	6	0	3	4	31
Total	7	10	7	10	7	10	1	4	5	57

2026 GAME LOG AS A STARTER

Opp.	W-L	ERA	IP	H	R	ER	BB	SO	BF	NP	Team
3/29	0-0	3.18	5.2	1	2	2	4	4	24	96	1-0
4/5	1-0	1.32	8.0	5	0	0	1	5	29	99	2-0
4/12	1-0	0.87	7.0	5	0	0	0	3	24	89	2-1
4/19	2-0	0.98	7.0	6	1	1	2	8	27	110	3-1
4/26	3-0	0.83	5.0	3	0	0	2	2	19	63	4-1

23 - MASON BRASSFIELD • SO. • BAKERSFIELD, CALIF.

CAREER STATS AS A STARTER

Year	W-L	ERA	GS	IP	H	R	ER	BB	SO	QS	Team
2025	1-2	8.14	7	24.1	28	22	22	12	27	0	4-3
2026	3-2	8.01	8	30.1	43	31	27	19	43	1	5-3
Total	4-4	8.07	15	54.2	71	53	49	31	70	1	9-5

RUNS ALLOWED BY INNING

Year	1	2	3	4	5	6	7	8	9	Total
2025	10	3	1	1	3	1	3	0	0	22
2026	4	13	7	3	4	0	0	0	0	31
Total	14	16	8	4	7	1	3	0	0	53

RUNS SUPPORT BY INNING

Year	1	2	3	4	5	6	7	8	9+	Total
2025	4	7	1	6	9	3	3	14	8	55
2026	10	9	16	9	12	5	4	3	1	73
Total	14	16	17	15	21	8	11	17	9	128

2026 GAME LOG AS A STARTER

Opp.	W-L	ERA	IP	H	R	ER	BB	SO	BF	NP	Team
2/14	0-0	4.50	4.0	3	2	2	4	6	21	77	1-0
2/20	0-1	11.12	1.2	7	5	5	1	2	14	60	1-1
2/27	1-1	8.38	4.0	5	2	2	2	5	19	75	2-1
3/6	2-1	6.75	5.0	3	2	2	2	10	18	88	3-1
3/13	2-1	5.23	6.0	4	1	1	2	8	22	95	4-1
3/20	2-2	8.06	1.2	8	8	8	2	3	15	63	4-2
3/27	3-2	7.57	5.0	6	3	3	3	4	25	92	5-2
4/3	3-2	8.01	3.0	7	8	4	3	5	19	70	5-3

2026 TCU BASEBALL

STARTING PITCHERS

25 - NOLAN JOHNSON • SR. • LAKEVILLE, MINN.

CAREER STATS AS A STARTER

Year	W-L	ERA	GS	IP	H	R	ER	BB	SO	QS	Team
2024*	2-0	2.22	5	24.1	15	6	6	5	27	2	2-4
2025*	4-6	4.52	16	87.2	85	46	44	23	79	6	7-9
2026	0-2	9.39	4	7.2	14	14	8	3	5	0	2-2
Total	6-8	4.36	25	119.2	114	66	58	51	111	8	11-15

RUNS ALLOWED BY INNING

Year	1	2	3	4	5	6	7	8	9	Total
2024*	2	1	0	0	1	1	1	0	0	6
2025*	15	7	4	2	11	3	4	0	0	46
2026	8	2	3	1	0	0	0	0	0	12
Total	25	10	7	3	12	4	5	0	0	64

RUNS SUPPORT BY INNING

Year	1	2	3	4	5	6	7	8	9+	Total
2024*	2	0	3	1	7	4	6	1	0	24
2025*	16	2	7	9	9	11	4	13	3	74
2026	1	3	4	4	3	2	0	8	2	27
Total	19	5	14	14	19	17	10	22	5	135

2025 GAME LOG AS A STARTER

Opp.	W-L	ERA	IP	H	R	ER	BB	SO	BF	NP	Team
2/17	0-1	81.00	0.1	4	7	3	1	1	8	25	0-1
4/7	0-2	11.25	3.2	3	2	2	0	3	14	53	0-2
4/14	0-2	9.95	2.1	5	3	2	1	1	14	47	1-2
4/21	0-2	9.39	1.1	2	2	1	1	0	9	33	2-2

34 - CADE NELSON • FR. • KATY, TEXAS

CAREER STATS AS A STARTER

Year	W-L	ERA	GS	IP	H	R	ER	BB	SO	QS	Team
2026	0-0	14.00	4	9.0	12	14	14	5	10	0	4-0

RUNS ALLOWED BY INNING

Year	1	2	3	4	5	6	7	8	9	Total
2026	9	0	5	0	0	0	0	0	0	14

RUNS SUPPORT BY INNING

Year	1	2	3	4	5	6	7	8	9	Total
2026	2	0	1	2	18	8	5	3	4	43

2026 GAME LOG AS A STARTER

Opp.	W-L	ERA	IP	H	R	ER	BB	SO	BF	NP	Team
2/22	0-0	13.50	2.2	4	4	4	1	5	13	53	1-0
3/3	0-0	11.12	3.0	2	3	3	1	3	14	63	2-0
3/24	0-0	11.25	2.1	3	3	3	0	1	10	42	3-0
3/31	0-0	14.00	1.0	3	4	4	3	1	9	46	4-0

41 - ULI FERNSLER • FR. • NOVI, MICH.

CAREER STATS AS A STARTER

Year	W-L	ERA	GS	IP	H	R	ER	BB	SO	QS	Team
2026	1-0	10.80	4	8.1	13	11	10	6	5	0	3-1

RUNS ALLOWED BY INNING

Year	1	2	3	4	5	6	7	8	9	Total
2025	3	8	0	0	0	0	0	0	0	6

RUNS SUPPORT BY INNING

Year	1	2	3	4	5	6	7	8	9	Total
2025	11	5	3	4	15	6	0	1	0	45

2026 GAME LOG AS A STARTER

Opp.	W-L	ERA	IP	H	R	ER	BB	SO	BF	NP	Team
2/22	0-0	13.50	2.0	4	4	4	1	1	10	47	0-1
3/1	1-0	7.20	3.0	5	1	1	0	2	14	56	1-1
3/8	0-0	6.43	2.0	1	2	1	4	2	12	57	2-1
3/17	0-0	10.80	1.1	4	5	5	1	0	10	40	3-1

45 - LANCE DAVIS • RFR. • JONESBORO, ARK.

CAREER STATS AS A STARTER

Year	W-L	ERA	GS	IP	H	R	ER	BB	SO	QS	Team
2026	3-3	4.82	11	56.0	57	33	30	12	37	5	7-4

RUNS ALLOWED BY INNING

Year	1	2	3	4	5	6	7	8	9	Total
2025	9	6	8	5	2	2	1	0	0	33

RUNS SUPPORT BY INNING

Year	1	2	3	4	5	6	7	8	9+	Total
2025	3	11	4	9	9	7	5	11	5	66

2026 GAME LOG AS A STARTER

Opp.	W-L	ERA	IP	H	R	ER	BB	SO	BF	NP	Team
2/15	0-1	12.00	3.0	5	4	4	2	1	16	53	0-1
2/21	0-2	10.29	4.0	6	4	4	0	5	19	76	0-2
2/28	0-2	9.58	3.1	3	3	3	2	2	15	65	1-2
3/8	0-2	6.61	6.0	3	2	1	0	3	23	73	1-3
3/14	0-3	8.68	2.1	8	6	6	0	0	15	47	1-4
3/21	1-3	6.31	7.0	2	0	0	2	5	24	91	2-4
3/28	1-3	6.99	2.1	7	5	4	0	0	16	62	3-4
4/4	2-3	6.43	6.2	6	3	3	3	4	28	107	4-4
4/11	3-3	5.36	7.0	4	0	0	1	7	24	101	5-4
4/19	3-3	5.14	7.0	6	4	3	2	5	29	102	6-4
4/26	3-3	4.82	7.0	7	2	2	0	5	29	87	7-4

49 - TOMMY LAPOUR • JR. • BLUE SPRINGS, MO.

CAREER STATS AS A STARTER

Year	W-L	ERA	GS	IP	H	R	ER	BB	SO	QS	Team
2024	6-3	4.25	16	78.1	65	45	37	37	69	4	9-7
2025	8-3	3.09	16	90.1	78	33	31	27	88	9	11-5
2026	0-0	3.60	1	5.0	5	2	2	2	5	0	1-0
Total	14-6	3.63	33	173.2	148	80	70	66	162	13	21-12

RUNS ALLOWED BY INNING

Year	1	2	3	4	5	6	7	8	9	Total
2024	12	7	5	12	4	5	0	0	0	45
2025	4	7	9	4	5	1	2	0	1	33
2026	0	0	1	0	1	0	0	0	0	2
Total	16	14	15	16	10	6	2	0	1	78

RUNS SUPPORT BY INNING

Year	1	2	3	4	5	6	7	8	9+	Total
2024	10	10	9	4	22	22	20	19	6	122
2025	16	22	7	9	10	11	8	13	16	112
2026	1	0	0	0	0	1	0	3	0	5
Total	27	32	16	13	32	34	28	35	22	139

2026 GAME LOG AS A STARTER

Opp.	W-L	ERA	IP	H	R	ER	BB	SO	BF	NP	Team
Vandy	0-0	3.60	5.0	5	2	2	2	5	24	87	1-0

2026 TCU BASEBALL

BULLPEN STATISTICS

Pitcher	W-L-S	App.	ERA	IP	H	R	ER	BB	K	B/Avg.	1st Batter	
											H-AB	Avg.
Aiden Barrientes	1-0-0	2	9.00	2.0	1	2	2	4	1	.167	0-1	.000
Trever Baumler	1-0-0	7	6.14	14.2	17	11	10	7	13	.283	1-6	.167
Mason Brassfield	0-1-0	3	2.35	7.2	8	2	2	3	11	.276	0-2	.000
Kade Durmin	0-0-1	11	5.79	14.0	22	14	9	16	10	.367	6-9	.667
Cole Eaton	0-0-0	3	27.00	2.1	4	7	7	9	0	.444	0-0	.000
Noah Franco	1-0-1	10	8.10	10.0	11	10	9	7	14	.268	3-10	.300
Zack James	3-0-0	7	5.29	17.0	21	10	10	4	17	.296	3-5	.600
Nolan Johnson	0-0-0	6	6.23	8.2	10	8	6	8	7	.294	2-4	.500
Tommy LaPour	0-0-0	1	0.00	1.0	1	0	0	1	1	.250	0-1	.000
Cade Nelson	1-0-0	7	0.98	18.1	13	3	2	5	13	.203	1-5	.200
Tyler Phenow	0-0-0	13	11.70	10.0	20	13	13	7	6	.426	4-12	.333
Walter Quinn	3-2-2	23	5.16	29.2	27	17	17	12	37	.245	6-17	.353
Tanner Sagouspe	3-2-3	15	1.61	28.0	20	6	5	8	34	.208	2-14	.143
Nate Stern	2-0-1	16	3.00	24.0	22	8	8	17	31	.250	4-14	.286
Ethan Thomas	2-0-0	5	7.43	13.1	16	12	11	9	17	.291	2-4	.500
Totals	17-5-8		4.98	200.2	213	123	111	117	212	.276	34-104	.327

BULLPEN GAME-BY-GAME

Opponent	Date	W-L-S	Pitchers	Inn.	IP	H	R-ER	BB-SO
vs. Vanderbilt	2/13	1-0-1	Sagouspe, Stern, Quinn	6th	4.0	4	2-2	1-9
vs. Arkansas	2/14	1-0-1	James, N. Franco	5th	5.0	3	2-2	3-8
vs. Oklahoma	2/15	0-0-0	Baumler, Thomas, Phenow	4th	3.1	8	8-7	4-4
vs. UT Arlington	2/17	0-0-0	Phenow, Nelson, Durmin, Quinn	1st	7.2	7	4-2	3-11
at UCLA	2/20	0-0-0	Phenow, Durmin, Baumler, Eaton	2nd	6.1	8	5-4	5-2
at UCLA	2/21	0-0-0	Stern, Quinn	5th	4.0	2	1-1	2-6
at UCLA	2/22	0-1-0	Sagouspe, N. Franco, Thomas, Eaton, Phenow	3rd	5.1	9	12-12	7-6
at LMU	2/23	1-0-0	James, Quinn, Baumler, Johnson	3rd	4.1	3	3-3	3-6
New Haven	2/27	0-0-1	Durmin	5th	3.0	4	1-1	3-2
New Haven	2/28	1-0-0	Stern, Quinn, James	4th	5.2	7	1-1	1-9
New Haven	3/1	0-0-0	Baumler, Phenow	4th	4.0	3	0-0	1-3
Abilene Christian	3/3	1-0-0	Johnson, Quinn, Sagouspe, Thomas	4th	6.0	8	3-2	3-7
Tulane	3/6	0-0-0	Stern, Baumler, Phenow	6th	4.0	2	0-0	3-3
Tulane	3/8	0-1-0	Quinn, Sagouspe, Durmin	7th	3.0	5	6-6	4-3
Tulane	3/8	1-0-1	Thomas, Stern, Quinn	3rd	5.0	5	1-1	1-7
Kansas	3/10	1-0-0	Johnson, James, Phenow, Quinn	2nd	8.0	6	4-4	4-8
Arizona State	3/13	1-0-1	Quinn, Stern, Sagouspe	7th	3.0	6	3-3	1-4
Arizona State	3/14	0-0-0	Thomas, Nelson, Durmin, Johnson	3rd	5.2	8	9-7	4-4
Arizona State	3/15	0-0-0	Quinn, James	6th	3.0	1	1-1	2-2
New Mexico State	3/17	1-0-0	Phenow, James, Nelson	2nd	5.2	4	1-1	3-4
UCF	3/20	0-0-0	Durmin, Phenow, Sagouspe, Johnson, Eatong	2nd	7.1	10	10-9	10-3
UCF	3/21	0-0-0	Quinn	8th	2.0	1	0-0	2-3
UCF	3/22	0-0-0	James, Stern, Franco, Phenow	3rd	7.0	11	4-4	3-5
Dallas Baptist	3/24	1-0-0	Stern, Franco, Phenow, Sagouspe	3rd	6.2	5	2-2	2-6
Texas Tech	3/27	0-0-0	Phenow, Durmin, Thomas	6th	2.0	6	5-5	2-2
Texas Tech	3/28	1-0-0	Sagouspe, Quinn, Baumler	3rd	10.1	16	4-4	3-7
Texas Tech	3/29	1-0-0	Stern, Franco	6th	3.1	3	2-2	0-3
Lamar	3/31	1-0-1	Johnson, Barrientes, Durmin, Franco, Quinn, Stern	2nd	8.0	7	2-1	6-9
Kansas State	4/3	0-1-0	Baumler, Sagouspe, Quinn, Stern	4th	5.2	6	5-5	5-6
Kansas State	4/4	0-0-0	Quinn, Franco	7th	2.1	1	0-0	1-1
Kansas State	4/5	0-0-0	Quinn	9th	1.0	1	0-0	0-1
Abilene Christian	4/7	0-0-0	Barrientes, Nelson, Durmin	4th	4.1	6	2-2	4-2
Arizona	4/10	0-1-0	Brassfield	5th	5.0	4	1-1	1-9
Arizona	4/11	0-0-0	Stern	8th	2.0	0	0-0	1-2
Arizona	4/11	0-1-0	Quinn, Franco, Sagouspe	8th	2.0	4	3-3	2-2
Tarleton State	4/14	1-0-0	Phenow, Nelson, Quinn, Sagouspe, Durmin	3rd	6.2	2	2-2	3-6
Baylor	4/17	0-0-0	Brassfield, Stern, Quinn, Durmin	5th	4.0	6	7-5	6-5
Baylor	4/19	1-0-1	Quinn, Sagouspe	8th	2.0	0	0-0	0-3
Baylor	4/19	0-0-0	Stern	8th	2.0	4	1-1	1-2
Dallas Baptist	4/21	1-0-0	Nelson, Franco, Quinn, Sagouspe	2nd	8.2	6	3-3	2-9
Houston	4/24	0-0-0	Quinn, Sagouspe	6th	3.1	2	1-1	1-6
Houston	4/25	1-0-1	Stern, Sagouspe	8th	2.0	1	0-0	2-2
Houston	4/26	0-0-0	LaPour, Franco	6th	2.0	2	2-1	2-2
UT Arlington	4/29	0-0-0	Nelson, Brassfield, Stern	3rd	5.0	4	0-0	0-5

SAVE OPPORTUNITIES

Pitcher	2026	Career
Kade Durmin	1/1	1/1
Kade Eudy	0/0	6/6
Noah Franco	1/1	1/2
Walter Quinn	2/5	14/21
Tanner Sagouspe	3/5	19/31
Nate Stern	1/1	1/2
Ethan Thomas	0/0	3/3

INHERITED RUNNERS

Pitcher	2026	Career
Aiden Barrientes	0/1	0/1
Trever Baumler	2/2	2/4
Mason Brassfield	3/4	6/13
Kade Durmin	7/11	7/11
Cole Eaton	4/4	4/4
Kade Eudy	0/0	5/19
Noah Franco	2/6	3/7
Zack James	3/6	3/6
Nolan Johnson	1/3	2/4
Cade Nelson	2/3	2/3
Tyler Phenow	6/14	6/14
Walter Quinn	5/18	22/64
Tanner Sagouspe	6/11	9/30
Nate Stern	3/12	10/26
Ethan Thomas	5/5	7/22

2026 TCU BASEBALL

TCU BATTING/PITCHING SUMMARY

SERIES	W-L	AVG.	AB	R	H	2B	3B	HR	RBI	SLG%	BB	HBP	SO	OB%	SF	SH	SB-A	FLD%
SHCC	2-2	.208	120	20	25	5	1	4	16	.367	18	2	36	.317	2	0	5-7	.947
UCLA	0-3	.211	95	8	20	0	1	4	7	.358	12	0	35	.299	0	0	1-2	.960
UNH	3-0	.353	85	46	30	9	0	1	42	.494	33	10	12	.545	6	0	20-21	.980
TUL	2-1	.289	90	18	26	3	0	4	17	.456	19	3	14	.425	1	0	6-6	.972
ASU	1-2	.177	96	13	17	2	0	2	12	.260	18	2	36	.319	0	0	2-3	.990
UCF	1-2	.223	94	14	21	2	0	2	13	.309	14	4	17	.345	1	1	5-6	.984
TTU	3-0	.350	123	33	43	6	1	10	32	.659	14	1	30	.417	1	0	6-7	.969
KSU	2-1	.315	111	25	35	7	0	5	22	.514	16	6	25	.425	1	2	1-1	.983
UA	1-2	.206	97	10	20	4	0	4	10	.371	5	2	25	.257	1	0	2-2	.982
BU	2-1	.296	108	19	32	5	1	4	18	.472	12	4	24	.384	1	1	1-3	.959
UH	3-0	.354	99	26	35	8	1	5	26	.606	12	3	18	.439	0	1	5-5	.970

OSU

UTAH

WVU

SERIES	W-L-SV	ERA	IP	H	R	ER	BB	SO	AB	B/AVG	2B	3B	HR	WP	HBP	BK	SF	SH
SHCC	2-2-2	6.12	32.1	39	31	22	20	45	139	.281	7	0	7	3	6	0	0	0
UCLA	0-3-0	11.19	23.1	35	30	29	16	22	105	.333	7	0	7	6	7	0	0	0
UNH	3-0-1	3.13	23.0	27	8	8	9	23	89	.303	5	0	0	2	4	1	0	1
TUL	2-1-1	3.96	25.0	19	13	11	14	28	90	.218	3	1	0	4	5	0	4	1
ASU	1-2-1	7.56	25.0	34	23	21	10	20	103	.330	1	1	6	1	1	0	3	1
UCF	1-2-0	8.67	27.0	38	27	26	20	20	108	.352	9	1	1	3	1	0	1	1
TTU	3-0-0	6.21	29.0	39	21	20	12	23	123	.317	8	0	3	2	5	0	0	0
KSU	2-1-1	4.05	26.2	27	16	12	13	22	98	.276	4	1	2	2	4	0	2	0
UA	1-2-0	2.33	27.0	24	7	7	8	26	96	.250	4	0	0	1	1	0	1	0
BU	2-1-1	4.85	26.0	28	17	14	11	28	100	.280	2	0	2	0	2	1	2	4
UH	3-0-1	2.16	25.0	18	7	6	10	19	90	.200	1	0	4	0	2	0	1	2

OSU

UTAH

WVU

MONTH BY MONTH BATTING:

MONTH	W-L	AVG.	AB	R	H	2B	3B	HR	RBI	SLG%	BB	HBP	SO	OB%	SF	SH	SB-A	FLD%
February	5-5	.243	296	71	72	14	2	9	59	.395	65	12	87	.389	10	0	23-28	.963
March	13-5	.276	586	149	162	20	5	24	141	.451	124	26	135	.421	5	2	29-33	.974
April	11-5	.305	548	111	167	34	2	23	105	.500	64	20	125	.394	5	7	11-15	.972

May

June

MONTH BY MONTH PITCHING:

MONTH	W-L-SV	ERA	IP	H	R	ER	BB	SO	AB	B/AVG	2B	3B	HR	WP	HBP	BK	SF	SH
February	5-5-3	7.44	78.2	100	75	65	48	96	331	.302	20	0	15	11	18	1	1	1
March	13-5-3	6.00	156.0	180	112	104	80	135	615	.293	31	3	15	15	17	0	8	6
April	11-5-2	3.38	138.2	128	62	52	54	124	513	.250	16	2	10	11	15	1	7	10

May

June

HOME-AWAY-NEUTRAL BATTING:

VENUE	W-L	AVG.	AB	R	H	2B	3B	HR	RBI	SLG%	BB	HBP	SO	OB%	SF	SH	SB-A	FLD%
Home	20-5	.305	809	217	247	46	5	35	206	.504	147	34	167	.427	13	6	50-53	.973
Away	7-8	.257	501	94	129	17	3	17	84	.405	88	22	144	.388	5	3	8-16	.974
Neutral	2-2	.208	120	20	25	5	1	4	16	.367	18	2	36	.317	2	0	5-7	.947

HOME-AWAY-NEUTRAL PITCHING:

VENUE	W-L-SV	ERA	IP	H	R	ER	BB	SO	AB	B/AVG	2B	3B	HR	WP	HBP	BK	SF	SH
Home	20-5-3	4.46	216.0	221	116	107	102	195	821	.269	36	3	14	21	28	1	7	12
Away	7-8-2	6.62	125.0	148	102	92	60	115	499	.297	24	2	19	13	16	1	9	5
Neutral	2-2-2	6.12	32.1	39	31	22	20	45	139	.281	7	0	7	3	6	0	0	0

COMEBACKS

Date	Opp.	Largest Deficit	Inning	Final Score
2/13	VU	1 run	7th	5-4
2/23	LMU	5 runs	4th	17-7
3/1	UNH	1 run	1st	20-1
3/3	ACU	6 runs	4th	7-6
3/8	Tulane	2 runs	1st	4-3
3/13	ASU	1 run	1st	5-4
3/17	NMSU	4 runs	2nd	16-6
3/24	DBU	5 runs	7th	11-5
3/28	TTU	3 runs	2nd	10-9 (13 innings)
3/29	TTU	2 runs	8th	5-4
3/31	LU	5 runs	2nd	8-6
4/4	KSU	3 runs	1st	9-3
4/14	TSU	1 runs	1st	12-5
4/19	BU	4 runs	5th	5-4
4/21	DBU	1 run	2/6/8	6-5 (10 innings)
4/24	UH	1 run	2	8-3
4/25	UH	1 run	1/7	4-2
4/29	UTA	1 run	2	12-1

2026 PINCH HITTING BREAKDOWN

Player	AVG.	AB-H-RBI	2B-3B-HR	BB-HP-SO
Jack Arthur	.500	4-2-0	1-0-0	1-0-1
Colin Blanchard	.000	0-0-1	0-0-0	0-0-0
Brady Dallimore	.000	3-0-0	0-0-0	0-0-0
Cole Eaton	.667	3-2-2	0-0-0	0-0-0
Lucas Franco	.000	1-0-0	0-0-0	0-0-0
Preston Gamster	.500	2-1-0	0-0-0	1-0-0
Kyuss Gargett	.500	2-1-1	0-0-0	0-0-0
Colton Griffin	.000	1-0-0	0-0-0	0-0-1
Lane Hutchinson	.333	3-1-0	0-0-0	0-0-1
Nolan Traeger	.000	2-0-0	0-0-0	0-0-1

2026 TCU BASEBALL

2026 SEASON RESULTS/NOTES

Overall: 29-15 • Home: 20-5 • Away: 7-8 • Neutral: 2-2 • Big 12: 13-8

Date	Opponent	Score	TCU R-H-E	Opp R-H-E	Inns	Attend.	Time	TCU Decision	Notes
2/13	vs. #23 Vanderbilt	W, 5-4	5-6-1	4-9-1	9	18,387	2:53	Sagoupe (W, 1-0)	Frogs score 3 in the 8th, L. Franco and Strosnider homer
2/14	vs. #7 Arkansas	W, 5-4	5-4-0	4-6-0	9	22,384	3:00	James (W, 1-0)	N. Franco with three scoreless; Brunson drives in three
2/15	vs. Oklahoma	L, 2-12	2-4-3	12-13-0	(7)	16,951	2:51	Davis (L, 0-1)	Oklahoma scores multiple runs in four innings
2/17	vs. UT Arlington	L, 8-11	8-11-3	11-11-1	9	679	3:30	Johnson (L, 0-1)	Gargett, Liddington homer; TCU allows 8 unearned runs
2/20	at #1 UCLA	L, 2-10	2-8-1	10-15-0	9	1,165	3:30	Brassfield (L, 0-1)	Brunson homers, TCU strands 12 base runners
2/21	at #1 UCLA	L, 1-5	1-5-2	5-8-0	9	1,413	2:45	Davis (L, 0-2)	Strosnider homers, TCU manages just seven base runners
2/22	at #1 UCLA	L, 5-15	5-7-1	15-12-0	(8)	1,552	3:17	Sagoupe (L, 1-1)	TCU allows 11 runs from the fifth inning on
2/23	at LMU	W, 17-7	17-8-0	7-7-4	(7)	319	3:15	Quinn (W, 1-0)	TCU scores 12 times in the fifth; Traeger drives in six runs
2/27	New Haven	W, 14-3	14-9-1	3-9-1	(7)	4,562	2:32	Brassfield (W, 1-1)	Cramer, Traeger and Brunson combine to drive in 10
2/28	New Haven	W, 12-4	12-10-0	4-10-0	9	3,837	3:07	Quinn (W, 2-0)	TCU scores in every inning, Cramer drives in three
3/1	New Haven	W, 20-1	20-11-1	1-8-0	(7)	3,896	2:29	Fernsler (W, 1-0)	TCU scores 11 in the 5th; 11 Frogs collect an RBI
3/3	Abilene Christian	W, 7-6	7-6-1	6-10-1	9	3,961	3:34	Thomas (W, 1-0)	TCU rallies from six down; Dallimore hits walk-off HR
3/6	Tulane	W, 10-2	10-12-1	2-5-2	9	4,165	3:07	Brassfield (W, 2-1)	Brassfield fans career-high 10; L. Franco hits grand slam
3/8	Tulane	L, 4-8	4-7-1	8-8-0	9	-	3:15	Quinn (L, 2-1)	Strosnider, Liddington homer; Tulane scores 8 unanswered
3/8	Tulane	W, 4-3	4-7-1	3-6-1	(7)	4,452	2:32	Thomas (W, 2-0)	Thomas throws three scoreless, Gamster homers
3/10	Kansas	W, 9-4	9-8-2	4-6-3	9	3,812	2:54	James (W, 2-0)	Brunson hits grand slam; James throws 4 2/3 scoreless
3/13	at Arizona State*	W, 5-4	5-5-0	4-10-1	9	3,858	3:12	Stern (W, 1-0)	Griffin drives in winning runs, throws out tying run at plate
3/14	at Arizona State*	L, 8-15	8-10-1	15-16-0	9	4,483	3:15	Davis (L, 0-3)	ASU scores nine in the third; Bell homers
3/15	at Arizona State*	L, 0-4	0-2-0	4-8-1	9	3,013	2:12	Baumler (L, 0-1)	Frogs shutout for first time in 77 games; manage just two hits
3/17	New Mexico State	W, 16-6	16-10-0	6-8-4	9	3,863	2:50	James (W, 3-0)	Strosnider homers twice and drives in eight
3/20	UCF*	L, 7-18	7-12-1	18-18-1	9	4,072	3:57	Brassfield (L, 2-2)	Strosnider homers, UCF storms out to 8-0 lead after two
3/21	UCF*	W, 6-0	6-6-0	0-3-1	9	4,128	3:03	Davis (W, 1-3)	Davis throws seven shutout innings, Franco drives in two
3/22	UCF*	L, 1-9	1-3-1	9-17-0	9	4,060	3:01	Baumler (L, 0-2)	Frogs held hitless for five innings; Strosnider homers
3/24	at Dallas Baptist	W, 11-5	11-9-0	5-8-2	9	1,462	3:14	Sagoupe (W, 2-1)	TCU scores 10 unanswered in final three innings
3/27	Texas Tech*	W, 18-8	18-17-0	8-12-3	(7)	4,483	2:40	Brassfield (W, 3-2)	Five Frogs homer, Strosnider drives in 5, Eight Frogs w/ RBIs
3/28	Texas Tech*	W, 10-9	10-15-3	9-23-0	(13)	4,238	4:42	Baumler (W, 1-2)	Brunson walk-off SF; Baumler 4.0 relief innings in extras
3/29	Texas Tech*	W, 5-4	5-11-1	4-4-0	9	4,235	3:01	Franco (W, 1-0)	Frogs rally with three in the eighth to complete sweep
3/31	Lamar	W, 8-6	8-11-3	6-10-0	9	3,430	3:29	Barrientes (W, 1-0)	Frogs rally from down five; Barrientes earns first career win
4/3	at Kansas State*	L, 12-13	12-11-2	13-13-2	9	1,995	3:41	Quinn (L, 2-2)	KSU walks-off in the ninth, Frogs strand 11 base runners
4/4	at Kansas State*	W, 9-3	9-12-0	3-7-0	9	2,344	2:48	Davis (W, 2-3)	Frogs score nine unanswered; Three Frogs homer in the win
4/5	at Kansas State*	W, 4-0	4-12-0	0-6-0	9	1,902	2:51	James (W, 4-0)	James tosses eight scoreless, Dallimore homers
4/7	at Abilene Christin	L, 1-4	1-8-2	4-9-0	9	1,079	2:59	Johnson (L, 0-2)	Frogs strand 11 base runners; Griffin tallies two hits
4/10	Arizona*	L, 3-4	3-8-2	4-11-1	9	4,206	2:54	Brassfield (L, 3-3)	Arizona scores game-winner in the ninth; Brassfield fans nine
4/11	Arizona*	W, 5-0	5-7-0	0-4-1	9	---	2:24	Davis (W, 3-3)	Davis throws 7 scoreless; Dallimore, Brunson, Traeger homer
4/11	Arizona*	L, 2-3	2-5-0	3-9-0	9	3,961	2:23	Sagoupe (L, 2-2)	Arizona scores all three runs in final two innings
4/14	Tarleton State	W, 12-5	12-10-1	5-8-1	9	3,432	3:18	Nelson (W, 1-0)	TCU scores 10 two-out wins, including seven in the eighth
4/17	at Baylor*	L, 4-11	4-7-2	11-12-1	9	3,505	3:02	Baumler (L, 3-4)	Baylor scores 10 of its 11 runs in final four at-bats
4/19	at Baylor*	W, 5-4	5-9-1	4-6-0	9	---	2:56	Quinn (W, 3-2)	Brunson drives in all five, TCU scores five in final two innings
4/19	at Baylor*	W, 10-2	10-16-1	2-10-3	9	2,857	2:53	James (W, 5-0)	James tosses seven; Gamster homers and drives in three
4/21	Dallas Baptist	W, 6-5	6-13-2	5-8-1	(10)	3,390	3:20	Sagoupe (W, 3-2)	Liddington drives in game-tying and game-winning run
4/24	Houston*	W, 8-3	8-10-2	3-5-0	9	3,731	2:44	Baumler (W, 2-3)	Bell hits three-run homer; Sagoupe fans three for save
4/25	Houston*	W, 4-2	4-9-1	2-8-0	9	3,949	2:53	Stern (W, 2-0)	Brunson drives in two in decisive eighth, Davis goes seven
4/26	Houston*	W, 14-2	14-16-0	2-5-0	(7)	3,881	2:48	James (W, 6-0)	James throws five scoreless; Dallimore drives in six
4/29	UT Arlington	W, 12-1	12-14-0	1-6-0	(7)	3,699	2:21	Franco (W, 2-0)	Strosnider homers twice, TCU scores seven in the fourth

2026 TCU BASEBALL

2026 LINE SCORES

Feb 13, 2026 at Arlington, Texas

#10 TCU	100	001	030	-	5	6	1	(1-0)
#23 Vanderbilt	001	010	101	-	4	9	1	(0-1)

WP-Stern, Nate (1-0); LP-Guth, Luke (0-1)
SV TCU-Quinn, Walter (1)
HR TCU-Strosnider, Sawyer (1); Franco, Lucas (1)
HR VU-Braczi, Colin 3(3); Johnston, Brodie (1)
T-2:53 A-13,387

Feb 14, 2026 at Arlington, Texas

#7 Arkansas	001	020	100	-	4	6	0	(1-1)
#10 TCU	220	100	00x	-	5	4	0	(2-0)

WP-James, Zack (1-0); LP-Dietz, Hunter (0-1)
SV TCU-Franco, Noah (1)
HR Ark-Aloy, Kuhio (1)
T-2:54 A-22,384

Feb 15, 2026 at Arlington, Texas

#10 TCU	010	001	0	-	2	4	3	(2-1)
Oklahoma	220	340	1	-	12	13	0	(3-0)

WP-Ragerm Cord (1-0); LP-Davis, Lance (0-1)
HR OU-Branch, Kyle (1); Johnson, Camden (1)
T-2:51 A-16,951

Feb 17, 2026 at Arlington, Texas

#7 TCU	003	310	001	-	8	11	3	(2-2)
UT Arlington	900	002	00x	-	11	11	1	(1-3)

WP-Sears, Merek (1-1); LP-Johnson, Nolan (0-1)
SV UTA-Evans, Zach (1)
HR TCU-Gargett, Kyuss (1); Liddington, Rob (1)
T-3:30 A-679

Feb 20, 2026 at Los Angeles, Calif.

#7 TCU	000	100	001	-	2	8	1	(2-3)
#1 UCLA	052	030	00x	-	10	15	0	(4-1)

WP-Reddemann, Logan (2-0); LP-Brassfield, Mason (0-1)
HR TCU-Brunson, Chase (1)
HR UCLA-Cholowsky, Roch 2(5)
T-3:30 A-1,165

Feb 21, 2026 at Los Angeles, Calif.

#7 TCU	100	000	000	-	1	5	2	(2-4)
#1 UCLA	110	200	10x	-	5	8	0	(5-1)

WP-Barnett, Michael (2-0); LP-Davis, Lance (0-2)
SV UCLA-Moss, Wylan (1)
HR TCU-Strosnider, Sawyer (2)
HR UCLA-Gasparino, Will (4)
T-2:45 A-1,413

Feb 22, 2026 at Los Angeles, Calif.

#7 TCU	102	010	01	-	5	7	1	(2-5)
#1 UCLA	031	014	06	-	15	12	0	(6-1)

WP-Iwanaga, Elai (1-0); LP-Sagouspe, Tanner (1-1)
HR TCU-Strosnider, Sawyer (3); Franco, Lucas (1)
HR UCLA-Gasparino, Will 2(6); Cholowsky, Roch (6); Cadiz, Dominic (1)
T-3:17 A-1,552

Feb 23, 2026 at Los Angeles, Calif.

#18 TCU	100	0(12)4	0	-	17	8	0	(2-5)
LMU	004	210	0	-	7	7	4	(6-1)

WP-Quinn, Walter (1-0); LP-Fried, Jacob (0-1)
HR LMU-Wadas, Zach (1)
T-3:15 A-319

Feb 27, 2026 at Fort Worth, Texas

New Haven	010	100	1	-	3	9	1	(0-4)
#18 TCU	145	310	x	-	14	9	1	(4-5)

WP-Brassfield, Mason (1-1); LP-McDermott, Myles (0-2)
SV TCU-Durmin, Kade (1)
HR TCU-Brunson, Chase (2)
T-2:32 A-4,562

Feb 28, 2026 at Fort Worth, Texas

New Haven	000	300	010	-	4	10	0	(0-5)
#18 TCU	121	112	22x	-	12	10	0	(5-5)

WP-Quinn, Walter (2-0); LP-Fusco, Vincent (0-2)
T-3:07 A-3,837

March 1, 2026 at Fort Worth, Texas

New Haven	100	000	0	-	1	8	0	(0-6)
#18 TCU	800	1(1)10	x	-	20	11	1	(6-5)

WP-Fernsler, Uli (1-0); LP-Gibson, Cole (0-2)
T-2:29 A-3,896

March 3, 2026 at Fort Worth, Texas

Abilene Christian	300	300	000	-	6	10	0	(6-6)
#17 TCU	000	033	001	-	7	6	1	(7-5)

WP-Thomas, Ethan (1-0); LP-Whiteaker, Evan (1-1)
HR TCU-Dallimore, Brady (1)
HR ACU-Regala, Braden (1)
T-3:34 A-3,961

March 7, 2026 at Fort Worth, Texas

Tulane	000	020	000	-	2	5	2	(8-6)
#17 TCU	120	100	51x	-	10	12	1	(8-5)

WP-Brassfield, Mason (2-1); LP-Cehajic, Trey (1-1)
HR TCU-Franco, Lucas (3)
T-3:07 A-4,165

March 8, 2026 at Fort Worth, Texas

Tulane	000	002	402	-	8	8	0	(9-6)
#17 TCU	002	110	00x	-	4	7	1	(8-6)

WP-Rodriguez, JD (3-0); LP-Quinn, Walter (2-1)
SV TUI-Vincent, Tom (2)
HR TCU-Strosnider, Sawyer (4); Liddington, Rob (2)
T-3:15

March 8, 2026 at Fort Worth, Texas

Tulane	200	000	1	-	3	6	1	(9-7)
#17 TCU	120	010	0x	-	4	7	1	(9-6)

WP-Thomas, Ethan (2-0); LP-Sampson, Beau (0-2)
SV TCU-Quinn, Walter (2)
HR TCU-Gamster, Preston (1)
T-2:32 A-4,452

March 10, 2026 at Fort Worth, Texas

Kansas	000	000	004	-	4	6	3	(10-6)
#17 TCU	120	501	00x	-	9	8	2	(10-6)

WP-James, Zack (2-0); LP-Fink, Carter (0-1)
HR TCU-Brunson, Chase (4)
T-2:32 A-3,812

March 13, 2026 at Tempe, Ariz.

#17 TCU	001	000	220	-	5	5	0	(11-6)
Arizona State	100	000	201	-	4	10	1	(12-5)

WP-Stern, Nate (1-0); LP-Edwards, Finn (0-1)
SV TCU-Sagouspe, Tanner (1)
HR TCU-Dallimore, Brady (2)
HR ASU-Moutzouridis, PJ (1)
T-3:12 A-3,858

March 14, 2026 at Tempe, Ariz.

#17 TCU	010	500	020	-	8	10	1	(11-7)
Arizona State	009	103	11x	-	15	16	1	(13-5)

WP-Penn, Taylor (3-0); LP-Davis, Lance (0-3)
HR TCU-Bell, Jack (1)
HR ASU-Hairston, Landon (7); Michel, Garrett (2); Toigo, Dominic (7)
T-3:15 A-4,483

March 15, 2026 at Tempe, Ariz.

#17 TCU	000	000	000	-	0	2	0	(11-8)
Arizona State	011	100	01x	-	4	8	1	(14-5)

WP-Klecker, Kole (3-0); LP-Baumler, Trevor (0-1)
HR ASU-Hairston, Landon (8); Toigo, Dominic (8)
T-2:12 A-3,013

March 17, 2026 at Fort Worth, Texas

New Mexico State	051	000	0	-	6	8	4	(9-11)
TCU	131	326	x	-	16	10	0	(12-8)

WP-James, Zack (3-0); LP-Carvajal, Jake (0-1)
HR NMSU-Solorzano, Steve (3); Rulli, Teaston 2(3)
HR TCU-Strosnider, Sawyer 2(6)
T-2:50 A-3,863

March 20, 2026 at Fort Worth, Texas

UCF	170	010	018	-	18	18	1	(14-6)
TCU	010	051	000	-	7	12	1	(12-9)

WP-Sosnowski, Kris (1-0); LP-Brassfield, Mason (2-2)
HR TCU-Strosnider, Sawyer (7)
T-3:57 A-4,072

March 21, 2026 at Fort Worth, Texas

UCF	000	000	000	-	0	3	1	(14-7)
TCU	110	030	10x	-	6	6	0	(13-9)

WP-Davis, Lance (1-3); LP-Sausser, Matt (2-1)
T-3:03 A-4,128

March 22, 2026 at Fort Worth, Texas

UCF	302	100	300	-	9	17	0	(15-7)
TCU	000	000	010	-	1	3	1	(13-10)

WP-Wicker, Camden (2-1); LP-Baumler, Trevor (0-2)
HR UCF-Smith, John (2)
HR TCU-Strosnider, Sawyer (8)
T-3:01 A-4,060

March 24, 2026 at Dallas, Texas

TCU	100	000	433	-	11	9	0	(14-10)
Dallas Baptist	201	002	000	-	5	8	2	(14-11)

WP-Sagouspe, Tanner (2-1); LP-Knipper, Armani (0-1)
HR TCU-Strosnider, Sawyer (9); Bell, Jack (2)
HR DBU-Tyron, Ben (6)
T-3:14 A-1,462

March 27, 2026 at Fort Worth, Texas

Texas Tech	000	213	2	-	8	12	3	(16-9)
TCU	308	052	x	-	18	17	0	(15-10)

WP-Brassfield, Mason (3-2); LP-Pirko, Lukas (3-2)
HR TCU-Strosnider, Sawyer (10); Bell, Jack (3); Brunson, Chase (4); Franco, Noah (1); Cramer, Cole (1)
HR TTU-Shouse, Connor (8); Rusinek, Jesse (2)
T-2:40 A-4,483

March 28, 2026 at Fort Worth, Texas

Texas Tech	032	000	102	000	1	-	9	23	0	(16-10)
TCU	041	000	210	000	2	-	10	15	3	(16-10)

WP-Baumler, Trevor (1-2); LP-Rogers, Jacob (0-1)
HR TCU-Bell, Jack (4); Dallimore, Brady (3); Gamster, Preston (2)
Franco, Noah (2); Cramer, Cole (2)
HR TTU-Hughes, Logan (8)
T-4:42 A-4,238

March 29, 2026 at Fort Worth, Texas

Texas Tech	001	001	020	-	4	4	0	(16-11)
TCU	011	000	03x	-	5	11	1	(17-10)

WP-Franco, Noah (1-0); LP-Jordan, Will (2-1)
T-3:01 A-4,235

March 31, 2026 at Fort Worth, Texas

Lamar	410	000	100	-	6	10	0	(17-12)
TCU	001	231	10x	-	8	11	3	(18-10)

WP-Barrientes, Aiden (1-0); LP-Dagley, Ty (1-2)
SV TCU-Stern, Nate (1)
T-3:29 A-3,430

April 3, 2026 at Manhattan, Kan.

TCU	302	312	100	-	12	11	2	(18-11)
Kansas State	206	002	201	-	13	13	2	(20-10)

WP-Smith, Miles (1-1); LP-Quinn, Walter (2-2)
HR TCU-Brunson, Chase (5)
HR KSU-Karl, Cadyn (4); Vasquez, Carlos (7)
T-3:41 A-1,995

2026 LINE SCORES

April 4, 2026 at Manhattan, Kan.

TCU	010	024	002	-	9	12	0	(19-11)
Kansas State	300	000	000	-	3	7	0	(20-11)

WP-Davis, Lance (2-3); LP-Sheffield, Lincoln (5-1)
 HR TCU-Brunson, Chase (6); Arthur, Jack (1); Cramer, Cole (3)
 T-2:48 A-2,344

April 5, 2026 at Manhattan, Kan.

TCU	120	010	000	-	4	12	0	(20-11)
Kansas State	000	000	000	-	0	6	0	(20-12)

WP-James, Zack (4-0); LP-Flores, Matt (1-2)
 HR TCU-Dallimore, Brady (4)
 T-2:41 A-1,902

April 7, 2026 at Abilene, Texas

TCU	000	010	000	-	1	8	2	(20-12)
Abilene Christian	001	201	00x	-	4	9	0	(17-16)

WP-Coe, Brady (2-2); LP-Johnson, Nolan (0-2)
 SV ACU-Whiteaker, Evan (1)
 T-2:59 A-1,079

April 10, 2026 at Fort Worth, Texas

Arizona	010	110	001	-	4	11	1	(12-21)
TCU	010	000	200	-	3	8	2	(20-13)

WP-Roberts, Maclain (1-1); LP-Brasfield, Mason (3-3)
 SV UA-Hicks, Garrett (4)
 T-2:54 A-4,206

April 11, 2026 at Fort Worth, Texas

Arizona	000	000	000	-	0	4	1	(12-22)
TCU	010	220	000	-	5	7	0	(21-13)

WP-Davis, Lance (3-3); LP-Bailey, Smith (3-2)
 HR TCU-Dallimore, Brady (5); Brunson, Chase (7); Traeger, Nolan (1)
 T-2:24

April 11, 2026 at Fort Worth, Texas

Arizona	000	000	012	-	3	9	0	(13-22)
TCU	110	000	000	-	2	5	0	(21-14)

WP-McKinney, Collin (2-5); LP-Sagousse, Tanner (2-2)
 SV UA-Hicks, Garrett (5)
 HR TCU-Arthur, Jack (2)
 T-2:23 A-3,961

April 14, 2026 at Fort Worth, Texas

Tarleton State	102	000	002	-	5	8	1	(23-13)
TCU	030	101	07x	-	12	10	1	(22-14)

WP-Nelson, Cade (1-0); LP-Elizondo, Jackson (1-1)
 HR TCU-Liddington, Rob (3)
 HR TSU-Tatom, Jake (5)
 T-3:18 A-3,432

April 17, 2026 at Waco, Texas

TCU	010	200	100	-	4	7	2	(22-15)
Baylor	010	031	15x	-	11	12	1	(22-15)

WP-Davenport, Lucas (4-1); LP-Baumler, Trever (3-4)
 SV BU-Bunch, Caleb (6)
 HR TCU-Franco, Noah (3); Traeger, Nolan (3)
 HR BU-Riebock, Pearson (1)
 T-3:02 A-3,505

April 19, 2026 at Waco, Texas

TCU	000	000	032	-	5	9	1	(23-15)
Baylor	200	020	000	-	4	6	0	(22-16)

WP-Quinn, Walter (3-2); LP-Bunch, Caleb (4-2)
 SV TCU-Sagousse, Tanner (2)
 HR TCU-Brunson, Chase (7)
 HR BU-Janusek, Brady (9)
 T-2:56

April 19, 2026 at Waco, Texas

TCU	110	013	004	-	10	16	1	(24-15)
Baylor	000	100	001	-	2	10	3	(22-17)

WP-James, Zack (5-0); LP-Calder, Ethan (3-4)
 HR TCU-Gamster, Preston (3)
 T-2:53 A-2,857

April 21, 2026 at Fort Worth, Texas

DBU	020	002	010	0	-	5	8	1	(23-18)
TCU	101	011	010	1	-	6	13	2	(25-15)

WP-Sagousse, Tanner (3-2); LP-Austin Kroll (0-2)
 HR DBU-Sartain, Brooks (1)
 T-3:20 A-3,390

April 24, 2026 at Fort Worth, Texas

Houston	010	001	001	-	3	5	0	(18-22)
TCU	030	201	02x	-	8	10	2	(26-15)

WP-Baumler, Trever (2-3); LP-Hoffman, Kendall (2-5)
 HR TCU-Bell, Jack (5); Traeger, Nolan (3)
 HR UH-Climie, Cade 2(7)
 T-2:44 A-3,731

April 25, 2026 at Fort Worth, Texas

Houston	100	000	100	-	2	8	0	(18-23)
TCU	001	000	03x	-	4	9	1	(27-15)

WP-Stern, Nate (2-0); LP-Rodriguez, Ryne (1-1)
 SV TCU-Sagousse, Tanner (3)
 HR TCU-Gamster, Preston (1)
 HR UH-Climie, Cade (8); LaLima, Jackson (7)
 T-2:53 A-3,949

April 26, 2026 at Fort Worth, Texas

Houston	000	000	2	-	2	5	0	(18-24)
TCU	104	603	x	-	14	16	0	(28-15)


WP-James, Zack (6-0); LP-Richie, Roman (2-1)
 HR TCU-Bell, Jack (6); Griffin, Colton (1)
 T-2:48 A-3,881

April 29, 2026 at Fort Worth, Texas

UT Arlington	010	000	0	-	1	6	0	(16-27)
TCU	021	702	x	-	12	14	0	(29-15)

WP-Franco, Noah (2-0); LP-Sears, Merek (2-3)
 HR TCU-Strosnider, Sawyer 2(12); Dallimore, Brady (6)
 Liddington, Rob (4)
 T-2:21 A-3,699

2026 TCU BASEBALL



#1 JACK BELL
INF • 6-0 • 190 • L/R • JR
CORPUS CHRISTI, TEXAS
TEXAS A&M

BELL'S CAREER STATS

Yr.	Avg	GP-GS	AB	R	H	2B	3B	HR	RBI	SLG	BB	SO	SB-A
'24*	.250	19-3	16	7	4	1	0	1	4	.500	8	5	3-3
'25	.259	55-39	139	33	36	6	3	5	31	.453	26	43	3-6
'26	.317	41-38	123	35	39	6	1	6	25	.528	34	38	3-4
Tot	.284	115-80	278	75	79	13	4	12	60	.489	67	86	9-13

* - Totals at Texas A&M

Season Highs

Hits	4 vs. Houston 4/26
Runs	3, three times
RBI	4 vs. Houston 4/26
HR	1, six times
SB	1, three times
Last HR	vs. Houston 4/26/26

Career Highs

Hits	4 vs. Houston 4/26/26
Runs	3, three times
RBI	5 vs. Kansas 5/23/25
HR	1, 12 times
SB	2 vs. Houston 5/22/25

Career Highlights:

- Appeared in 115 games (80 as a starter, 25 as a defensive replacement, 9 as a pinch hitter and 1 as a pinch runner)
- Started 80 games (56 at third base, 20 at second base, 4 at shortstop)
- Recorded a hit in 56 games and reached safely in 78 games
- Has 16 multi-hit games and 15 multi-RBI games



#2 PRESTON GAMSTER
INF • 6-3 • 195 • R/R • SR
DALLAS, TEXAS
PARIS COLLEGE

GAMSTER'S CAREER STATS

Yr.	Avg	GP-GS	AB	R	H	2B	3B	HR	RBI	SLG	BB	SO	SB-A
'25	.148	15-6	27	2	4	1	0	0	2	.185	3	12	0-0
'26	.298	23-15	57	16	17	4	0	4	15	.579	6	22	3-4
Tot	.250	38-21	84	18	21	5	0	4	17	.452	9	34	3-4

Season Highs


Hits	3 at Baylor 4/19
Runs	3, twice
RBI	3, three times
HR	1, four times
SB	1, three times
Last HR	vs. Texas Tech 3/28/26

Career Highs

Hits	3 at Baylor 4/19/26
Runs	3, twice
RBI	3, three times
HR	1, four times
SB	1, three times

Career Highlights:

- Appeared in 38 games (21 as a starter, 9 as a defensive replacement, 5 as a pinch hitter and 3 as a pinch runner)
- Started 21 games (11 at third base, 9 at shortstop, 1 as the designated hitter)
- Recorded a hit in 14 games and reached safely in 21 games
- Has five multi-hit games and five multi-RBI contest



#5 LUCAS FRANCO
INF • 6-3 • 190 • L/R • FR
KATY, TEXAS
CINCO RANCH HS

FRANCO'S CAREER STATS

Yr.	Avg	GP-GS	AB	R	H	2B	3B	HR	RBI	SLG	BB	SO	SB-A
'26	.205	36-34	117	20	24	2	1	3	21	.316	18	34	2-3

Season Highs

Hits	4 at Arizona State 3/14
Runs	2, four times
RBI	4 vs. Tulane 3/8
HR	1, three times
SB	1, twice
Last HR	vs. Tulane 3/6/26

Career Highs

Hits	4 at Arizona State 3/14/26
Runs	2, four times
RBI	4 vs. Tulane 3/8/26
HR	1, three times
SB	1 vs. UT Arlington 2/17/26

Career Highlights:

- Appeared in 36 games (34 as a starter, 2 as a defensive replacement)
- Started 34 games (34 at at shortstop)
- Recorded a hit in 15 games and reached safely in 24 games
- Has seven multi-hit games and five multi-RBI contests.



#6 NOAH FRANCO
UT • 6-3 • 230 • L/L • SO
DOWNEY, CALIF.
IMG ACADEMY (FLA.)

FRANCO'S CAREER STATS

Yr.	Avg	GP-GS	AB	R	H	2B	3B	HR	RBI	SLG	BB	SO	SB-A
'25	.313	56-55	217	39	68	16	1	11	49	.548	25	63	4-6
'26	.229	20-20	83	13	19	2	0	3	11	.361	8	28	1-2
Tot	.290	76-75	300	52	87	18	1	14	60	.497	33	91	5-8

Season Highs

Hits	2, five times
Runs	3 at Kansas State 4/3
RBI	3 at Kansas State 4/3
HR	1, three times
SB	1 vs. Houston 4/24
Last HR	at Baylor 4/17/26

Career Highs

Hits	5 vs. BYU 4/3/25
Runs	4 at Houston 3/30/25
RBI	5 vs. Cincinnati 5/9/25
HR	2 at San Diego 2/16/25
SB	1, five times

Career Highlights:

- Appeared in 76 games (75 as a starter, 1 as a pinch runner)
- Started 75 games (25 in right field, 41 as the designated hitter, 9 in left field)
- Reached base safely in 60 games and hit safely in 54
- Has 25 multi-hit games and 16 multi-RBI contests

2026 TCU BASEBALL



#7 COLE CRAMER
INF • 6-1 • 190 • R/R • GR
ARLINGTON, WASH.
WASHINGTON STATE

CRAMER'S CAREER STATS

Yr.	Avg	GP-GS	AB	R	H	2B	3B	HR	RBI	SLG	BB	SO	SB-A
'24*	.345	53-52	197	42	68	15	2	3	37	.487	25	40	7-7
'25	.320	59-59	222	35	71	9	2	3	43	.419	43	54	9-11
'26	.318	44-44	176	47	56	8	1	3	36	.426	26	40	8-9
Tot	.328	156-155	595	124	195	32	5	9	115	.444	94	134	24-27

* - Totals at Washington State

Season Highs

Hits 4 at Kansas State 4/3
 Runs..... 5 vs. Texas Tech 3/27
 RBI..... 3, five times
 HR..... 1, three times
 SB 1, eight times
 Last HR..... at Kansas State 4/4/26

Career Highs

Hits 4, twice
 Runs..... 5 vs. Texas Tech 3/27/26
 RBI..... 4, three times
 HR..... 2 at San Diego 2/17/25
 SB 2 at UCLA 3/16/24

Career Highlights:

- Appeared in 156 games (155 as a starter, 1 as a pinch hitter)
- Started 155 games (51 at third base, 81 at second base, 22 at first base, 1 as the designated hitter)
- Recorded a hit in 119 games and reached safely in 136 games
- Tallied 54 multi-hit games and 31 multi-RBI contests



#8 LANE HUTCHINSON
INF • 6-1 • 205 • R/R • GR
SLAUGHTER, LA.
ANGELO STATE

HUTCHINSON'S CAREER STATS

Yr.	Avg	GP-GS	AB	R	H	2B	3B	HR	RBI	SLG	BB	SO	SB-A
'23*	.344	48-42	154	51	53	7	0	8	36	.545	11	32	4-7
'24*	.353	50-50	190	44	67	19	0	8	46	.579	21	28	1-4
'25!	.403	56-56	191	57	77	13	1	5	77	.560	28	28	5-7
'26	.500	5-0	2	2	1	0	0	0	0	.500	3	0	0-0
Tot	.369	159-148	537	154	198	39	1	21	159	.562	62	88	10-18

* - Totals at UT Tyler | ! - Totals at Angelo State

Season Highs

Hits 1 vs. Houston 4/26
 Runs..... 2 vs. New Mexico State 3/17
 RBI..... N/A
 HR..... N/A
 SB N/A
 Last HR..... vs. Lubbock Christian 5/15/25

Career Highs

Hits 5 at West Texas A&M 3/24/24
 Runs..... 5 at Sul Ross State 2/15/25
 RBI..... 6, two times
 HR..... 3 at West Texas A&M 3/24/24
 SB 1, 10 times

Career Highlights:

- Appeared in 159 games (148 as a starter, 6 as a pinch hitter, 4 as a defensive replacement, 1 as a pinch runner)
- Started 148 games (71 at second base, 62 at third base, 11 at shortstop, 4 as the designated hitter)
- Recorded a hit in 115 games and reached safely in 134 games
- Tallied 61 multi-hit games and 42 multi-RBI contests



#10 SAWYER STROSNIDER
OF • 6-2 • 205 • L/L • SO
BROCK, TEXAS
BROCK HS

STROSNIDER'S CAREER STATS

Yr.	Avg	GP-GS	AB	R	H	2B	3B	HR	RBI	SLG	BB	SO	SB-A
'25	.350	56-55	220	52	77	13	10	11	51	.650	20	47	10-14
'26	.286	44-44	161	49	46	10	3	12	45	.609	39	33	10-12
Tot	.323	100-99	381	101	123	23	13	23	96	.633	59	80	20-26

Season Highs

Hits 4 vs. New Mexico State 3/17
 Runs..... 3, three times
 RBI..... 8 vs. New Mexico State 3/17
 HR..... 2, twice
 SB 3 vs. New Haven 2/28
 Last HR..... vs. UT Arlington 4/29/26


Career Highs

Hits 4, six times
 Runs..... 4 at Houston 3/29/25
 RBI..... 4 vs. New Mexico State 3/17/26
 HR..... 2, four times
 SB 3 vs. New Haven 2/28/26

Career Highlights:

- Played in 100 games (99 as a starter, 1 as a defensive replacement)
- Started 99 games (59 in right field, 23 as the designated hitter, 17 in center field)
- Recorded a hit in 73 games and reached safely in 89 games
- Tallied 33 multi-hit games and 23 multi-RBI games

2026 TCU BASEBALL



#11 COLTON GRIFFIN
UT • 5-10 • 190 • L/R • JR
SPRING, TEXAS
STEPHEN F. AUSTIN

GRIFFIN'S CAREER STATS

Yr.	Avg	GP-GS	AB	R	H	2B	3B	HR	RBI	SLG	BB	SO	SB-A
'24*	.303	50-49	185	37	56	13	3	5	22	.486	18	34	21-24
'25	.266	33-29	94	19	25	6	1	2	14	.415	15	22	6-9
'26	.300	34-32	110	26	33	4	1	1	15	.382	22	18	10-10
Tot	.293	117-110	389	82	114	23	5	8	51	.440	55	74	37-43

* - Totals at Stephen F. Austin

Season Highs

Hits	4 at Dallas Baptist 3/24
Runs	3, four times
RBI	2, four times
HR	1 vs. Houston 4/26
SB	2 vs. New Haven 3/1
Last HR	vs. Houston 4/26/26

Career Highs

Hits	4 at Dallas Baptist 3/24/26
Runs	4, three times
RBI	4, twice
HR	2 vs. TAMU-CC 2/17/24
SB	3 vs. Central Michigan 2/16/24

Career Highlights:

- Appeared in 117 games (110 as a starter, 4 as a pinch hitter, 1 as a pinch runner, 2 as a defensive replacement)
- Started 110 games (25 at third base, 19 at shortstop, 19 at second base, 12 as the designated hitter, 2 in center field and 33 in left field)
- Recorded a hit in 71 games and reached safely in 87 contests
- Tallied 32 multi-hit games and 12 multi-RBI contests



#12 KYUSS GARGETT
INF • 6-1 • 195 • B/R • JR
ANDERSON, IND.
KENTUCKY

GARGETT'S CAREER STATS

Yr.	Avg	GP-GS	AB	R	H	2B	3B	HR	RBI	SLG	BB	SO	SB-A
'24*	.143	12-5	21	5	3	1	1	1	1	.429	2	6	0-0
'25*	.266	40-25	94	20	25	3	0	1	17	.330	8	19	8-10
'26	.225	26-22	71	14	16	1	0	1	11	.282	15	16	4-4
Tot	.237	78-52	186	39	44	5	1	3	29	.323	25	41	12-14

* - Totals at Kentucky

Season Highs

Hits	3 at UCLA 2/20
Runs	2 vs. New Haven 3/1
RBI	3 vs. New Haven 3/1
HR	1 vs. UT Arlington 2/17
SB	2 vs. Arizona 4/10
Last HR	vs. UT Arlington 2/17/26

Career Highs

Hits	3 at UCLA 2/20/26
Runs	3 vs. Louisville 4/22/25
RBI	3 vs. New Haven 3/1/26
HR	1, three times
SB	2 vs. Arizona 4/10/26

Career Highlights:

- Appeared in 78 games (52 as a starter, 10 as a pinch runner, 8 as a pinch hitter and 8 as a defensive replacement)
- Started 52 games (22 as the designated hitter, 20 at third base, 6 at shortstop, 2 at second base and 2 in right field)
- Recorded a hit in 32 games and reached safely in 45 games
- Tallied 11 multi-hit games and 4 multi-RBI contests



#13 COLE EATON
OF • 6-0 • 180 • R/R • SO
ELKHORN, NEB.
TENNESSEE

EATON'S CAREER STATS

Yr.	Avg	GP-GS	AB	R	H	2B	3B	HR	RBI	SLG	BB	SO	SB-A
'25	.333	30-0	9	7	3	0	0	0	2	.333	1	2	6-7
'26	.222	12-1	9	0	2	0	0	0	2	.222	0	2	0-0
Tot	.278	42-1	18	7	5	0	0	0	4	.278	1	4	6-7

Season Highs

Hits	1, twice
Runs	N/A
RBI	1, twice
HR	N/A
SB	N/A
Last HR	N/A

Career Highs

Hits	1, five times
Runs	2 vs. Arizona State 3/15/25
RBI	2 vs. Utah 5/15/25
HR	N/A
SB	1, six times

Career Highlights:

- Appeared in 42 games (18 as a pinch runner, 19 as a defensive replacement, 4 as a pinch hitter and 1 as a starter)
- Started 1 game (1 in left field)



#15 CHASE BRUNSON
OF • 6-3 • 210 • R/R • JR
SAN CLEMENTE, CALIF.
SAN CLEMENTE HS

BRUNSON'S CAREER STATS

Yr.	Avg	GP-GS	AB	R	H	2B	3B	HR	RBI	SLG	BB	SO	SB-A
'24	.291	43-42	148	36	43	8	0	4	25	.426	20	26	5-6
'25	.317	58-58	224	56	71	13	2	12	46	.554	26	35	9-9
'26	.299	43-43	144	31	43	9	1	8	45	.542	32	34	12-17
Tot	.304	144-143	516	123	157	30	3	24	116	.514	78	95	26-32

Season Highs

Hits	3 at Baylor 4/19
Runs	3 vs. New Haven 3/1
RBI	5 at Baylor 4/19
HR	1, eight times
SB	2 vs. New Haven 2/28
Last HR	at Baylor 4/19/26


Career Highs

Hits	5 at Houston 3/30/25
Runs	4 at Texas Tech 3/21/25
RBI	5 at Baylor 4/19/26
HR	2, twice
SB	2 vs. New Haven 2/28/26

Career Highlights:

- Appeared in 144 games (143 as a starter and 1 as a defensive replacement)
- Started 143 games (126 in center field, 16 in right field and 1 as the designated hitter)
- Recorded a hit in 105 games and reached safely in 130 contests
- Tallied 38 multi-hit games and 31 multi-RBI contests

2026 TCU BASEBALL



#16 NOLAN TRAEGER
C • 6-0 • 215 • L/R • SO
SPRING, TEXAS
CONCORDIA LUTHERAN

TRAEGER'S CAREER STATS

Yr.	Avg	GP-GS	AB	R	H	2B	3B	HR	RBI	SLG	BB	SO	SB-A
'25	.327	47-43	159	29	52	8	3	3	17	.472	21	29	2-2
'26	.288	36-34	125	16	36	5	0	3	30	.400	18	17	1-1
Tot	.310	83-77	284	45	88	13	3	6	47	.475	39	46	3-3

Season Highs

Hits 3, five times
 Runs..... 3 vs. Houston 4/24
 RBI..... 6 at LMU 2/23
 HR..... 1, three times
 SB 1 vs. Tulane 3/6
 Last HR..... vs. Houston 4/24/26

Career Highs

Hits 3, six times
 Runs..... 3 vs. Houston 4/24/26
 RBI..... 6 at LMU 2/23/26
 HR..... 1, six times
 SB 1, three times

Career Highlights:

- Appeared in 83 games (77 as a starter, 3 as a defensive replacement and 4 as a pinch hitter)
- Started 77 games (70 at catcher, 7 as the designated hitter)
- Recorded a hit in 59 games and reached safely in 73 contests
- Has 22 multi-hit games and 12 multi-RBI games



#17 ROB LIDDINGTON
UT • 6-3 • 190 • R/L • GR
PHOENIX, ARIZ.
INCARNATE WORD

LIDDINGTON'S CAREER STATS

Yr.	Avg	GP-GS	AB	R	H	2B	3B	HR	RBI	SLG	BB	SO	SB-A
'24*	.257	26-18	74	18	19	7	0	2	12	.432	5	29	1-2
'25*	.359	50-50	206	53	74	10	5	15	50	.675	24	37	13-14
'26	.276	35-30	98	25	27	6	0	4	22	.459	15	28	4-5
Tot	.317	111-98	378	96	120	23	5	21	84	.571	44	94	18-21

* - Totals at Incarnate Word

Season Highs

Hits 3, twice
 Runs..... 3 at Baylor 4/19
 RBI..... 4 vs. Tarleton State 4/14
 HR..... 1, four times
 SB 1, four times
 Last HR..... vs. UT Arlington 4/29/26

Career Highs

Hits 4, three times
 Runs..... 3, eight times
 RBI..... 6 at UTSA 3/11/25
 HR..... 2, twice
 SB 2 at Southern 3/19/25

Career Highlights:

- Appeared in 111 games (98 as a starter, 8 as a defensive replacement, 3 as a pinch hitter and 2 as a pinch runner)
- Started 98 games (81 at first base, 7 in right field, 5 in left field and 5 in center field)
- Recorded a hit in 70 games and reached safely in 84 games
- Tallied 34 multi-hit games and 23 multi-RBI contests



#20 JACK ARTHUR
OF • 6-1 • 200 • R/R • RSR
FLOWER MOUND, TEXAS
WEATHERFORD COLLEGE

ARTHUR'S CAREER STATS

Yr.	Avg	GP-GS	AB	R	H	2B	3B	HR	RBI	SLG	BB	SO	SB-A
'24	.308	21-13	52	13	16	3	2	1	8	.500	6	13	2-4
'25	.282	21-8	39	13	11	2	1	2	9	.538	3	10	2-2
'26	.218	23-13	55	11	12	4	0	2	6	.400	6	13	5-5
Tot	.267	65-34	146	47	39	9	3	5	23	.473	15	36	9-11

Season Highs

Hits 2, twice
 Runs..... 2 vs. Abilene Christian 3/3
 RBI..... 2 vs. New Haven 2/28
 HR..... 1, twice
 SB 2 vs. New Haven 2/28
 Last HR..... vs. Arizona 4/11/26

Career Highs

Hits 2, seven times
 Runs..... 2, four times
 RBI..... 4 at Baylor 5/3/24
 HR..... 1, three times
 SB 2, twice

Career Highlights:

- Appeared in 65 games (34 as a starter, 15 as a pinch hitter, 9 as a pinch runner, 7 as a defensive replacement)
- Started 34 games (22 in left field, 11 as the designated hitter and 1 in right field)
- Recorded a hit in 32 games and reached safely in 38 contests
- Tallied seven multi-hit games and six multi-RBI contests



#27 BRADY DALLIMORE
C/1B • 6-4 • 240 • R/R • FR
LAS VEGAS, NEV.
PALO VERDE HS

DALLIMORE'S CAREER STATS

Yr.	Avg	GP-GS	AB	R	H	2B	3B	HR	RBI	SLG	BB	SO	SB-A
'26	.306	30-26	98	26	30	7	1	6	14	.582	11	23	0-0

Season Highs

Hits 3 vs. Houston 4/26
 Runs..... 3 vs. Houston 4/26
 RBI..... 6 vs. Houston 4/26
 HR..... 1, six times
 SB N/A
 Last HR..... vs. UT Arlington 4/29/26

Career Highs

Hits 3 vs. Houston 4/26/26
 Runs..... 3 vs. Houston 4/26/26
 RBI..... 6 vs. Houston 4/26/26
 HR..... 1, six times
 SB N/A

Career Highlights:

- Appeared in 30 games (26 as a starter, 3 as a pinch hitter, 1 as a defensive replacement)
- Started 26 games (16 as the catcher, 5 at first base and 4 as the designated hitter)
- Recorded a hit in 19 games and reached safely in 19 games
- Has nine multi-hit games and four multi-RBI contests

2026 TCU BASEBALL



#28 COLIN BLANCHARD
C • 6-1 • 200 • R/R • SR
LADERA RANCH, CALIF.
WASHINGTON

HUTCHINSON'S CAREER STATS

Yr.	Avg	GP-GS	AB	R	H	2B	3B	HR	RBI	SLG	BB	SO	SB-A
'23*	.150	17-5	20	2	3	2	0	0	1	.250	3	10	0-1
'24*	.236	44-36	106	15	25	5	0	1	12	.311	20	24	0-1
'25*	.196	23-14	56	13	11	2	0	2	15	.339	11	13	1-1
'26	.000	5-0	0	0	0	0	0	0	1	.000	0	0	0-0
Tot	.214	89-55	182	30	39	9	0	3	29	.313	34	47	1-3

* - Totals at Washington

Season Highs	
Hits	N/A
Runs	N/A
RBI	1 vs. New Haven 3/1
HR	N/A
SB	N/A
Last HR	vs. Purdue 4/4/25

Career Highs	
Hits	3 at St. John's 4/1/25
Runs	4 at St. John's 4/1/25
RBI	3, three times
HR	1, three times
SB	1 vs. Gonzaga 3/14/25

Career Highlights:

- Appeared in 89 games (55 as a starter, 19 as a defensive replacement, 13 as a pinch hitter, 2 as a pinch runner)
- Started 55 games (55 as the catcher)
- Recorded a hit in 28 games and reached safely in 41 games
- Tallied 10 multi-hit games and 8 multi-RBI contests



#6 NOAH FRANCO
LHP • 6-3 • 230 • L/L • SO
DOWNEY, CALIF.
IMG ACADEMY (FLA.)

FRANCO'S CAREER STATS

Yr.	ERA	W-L	G-GS	CG	SH/CB	SV	IP	H	R	ER	BB	SO	WP	HP
'25	7.30	0-0	8-3	0	0/0	0	12.1	12	10	10	9	18	2	2
'26	7.50	2-0	11-1	0	0/0	1	12.0	13	11	10	8	17	5	4
Tot	7.40	2-0	19-4	0	0/0	1	24.1	25	21	20	17	35	7	6

Career Highlights:

- Team has a 14-5 record in games he pitched
- Team has a 2-2 record in games he starts
- Held opponents scoreless in 10 of 15 relief appearance

Season Highs	
SO	4 vs. Arkansas 2/14
Walks	2 vs. UCF 3/22
Hits	3 vs. Dallas Baptist 4/21
IP	3.0 vs. Arkansas 2/14
ER	4 at UCLA 2/22

Career Highs	
SO	5 vs. Arizona State 3/16/25
Walks	4 at Texas Tech 3/22/25
Hits	3, three times
IP	4.2 vs. Arizona State 3/16/25
ER	4, three times

Date	Opponent	W-L-SV	ERA	IP	H	R	ER	BB	SO	HP	BF
2/14	Arkansas	0-0-1	0.00	3.0	0	0	0	1	4	0	10
2/22	UCLA	0-0-1	12.00	0.0	1	4	4	1	1	1	4
3/22	UCF	0-0-1	10.80	0.1	1	0	0	2	1	0	4
3/24	Dallas Baptist	0-0-1	14.73	0.1	2	2	2	1	0	0	4
3/29	Texas Tech	1-0-1	10.80	1.1	1	0	0	0	2	0	5
3/31	Lamar	1-0-1	9.00	1.0	1	0	0	0	2	0	4
4/4	Kansas State	1-0-1	6.75	2.0	0	0	0	1	1	0	7
4/11	Arizona	1-0-1	6.75	0.0	1	0	0	0	0	0	1
4/21	Dallas Baptist	1-0-1	8.00	1.0	3	2	2	0	2	1	7
4/26	Houston	1-0-1	8.10	1.0	1	2	1	1	1	1	6
4/29	UT Arlington*	2-0-1	7.50	2.0	2	1	1	1	3	1	9



#9 TREVOR BAUMLER
RHP • 6-3 • 210 • R/R • SO
URBANDALE, IOWA
DOWLING CATHOLIC HS

BAUMLER'S CAREER STATS

Yr.	ERA	W-L	G-GS	CG	SH/CB	SV	IP	H	R	ER	BB	SO	WP	HP
'25	6.39	2-4	13-8	0	0/0	0	38.0	45	39	27	10	34	3	12
'26	6.69	2-3	12-6	0	0/0	0	36.1	46	28	27	15	26	4	6
Tot	6.54	4-7	25-14	0	0/0	0	74.1	91	67	54	25	60	7	18

Career Highlights:

- Team is 12-14 in games he pitches
- Team is 6-8 in games he starts
- Held opponents scoreless in five of 12 relief appearances
- Stranded 2 of 4 inherited runners

Season Highs	
SO	5 at Baylor 4/17
Walks	3, twice
Hits	7, twice
IP	5.2 vs. Houston 4/24
ER	5, twice

Career Highs	
SO	6 vs. UTRGV 3/25/25
Walks	3, twice
Hits	9 vs. Arizona State 3/15/25
IP	7.0 vs. UTRGV 3/25/25
ER	6 vs. Fresno State 3/9/25

Date	Opponent	W-L-SV	ERA	IP	H	R	ER	BB	SO	HP	BF
2/15	Oklahoma	0-0-0	45.00	1.0	3	6	5	2	1	1	10
2/20	UCLA	0-0-0	16.88	1.2	1	0	0	1	1	0	8
2/23	LMU	0-0-0	12.27	1.0	0	0	0	0	0	0	3
3/1	New Haven	0-0-0	6.75	3.0	2	0	0	1	3	0	12
3/6	Tulane	0-0-0	5.87	1.0	1	0	0	0	1	0	4
3/10	Kansas*	0-0-0	5.19	1.0	0	0	0	0	0	0	3
3/15	Arizona State*	0-1-0	5.27	5.0	7	3	3	1	2	1	24
3/22	UCF*	0-2-0	7.47	2.0	6	5	5	1	1	0	11
3/28	Texas Tech	1-2-0	6.41	4.0	6	1	1	2	4	0	19
4/3	Kansas State	1-2-0	7.15	3.0	4	4	4	1	3	2	14
4/10	Arizona*	1-2-0	7.09	4.0	7	3	3	3	3	0	21
4/17	Baylor*	1-3-0	7.34	4.0	6	4	4	0	5	1	19
4/24	Houston*	2-3-0	6.69	5.2	3	2	2	3	2	1	23

2026 TCU BASEBALL



#13 COLE EATON
RHP • 6-0 • 180 • R/R • SO
ELKHORN, NEB.
TENNESSEE

BARRIENTES' CAREER STATS

Yr.	ERA	W-L	G-GS	CG	SH/CB	SV	IP	H	R	ER	BB	SO	WP	HP
'26	27.00	0-0	3-0	0	0/0	0	2.1	4	7	7	9	0	2	1

Career Highlights:

- Team is 0-3 in games he pitches
- Has held opponents scoreless in 1 of 2 relief appearances


Season Highs

SO.....N/A
 Walks.....5 vs. UCF 3/20
 Hits.....2 vs. UCF 3/20
 IP.....2.0 at UCLA 2/20
 ER.....3 at UCLA 2/22

Career Highs

SO.....N/A
 Walks.....5 vs. UCF 3/20/26
 Hits.....2 vs. UCF 3/20/26
 IP.....2.0 at UCLA 2/20/26
 ER.....3 at UCLA 2/22/26

Date	Opponent	W-L-SV	ERA	IP	H	R	ER	BB	SO	HP	BF
2/20	UCLA	0-0-0	0.0	2.0	1	0	0	2	0	0	8
2/22	UCLA	0-0-0	13.50	0.0	1	3	3	2	0	1	4
3/20	UCF	0-0-0	27.00	0.1	2	4	4	5	0	0	7



#18 ZACK JAMES
RHP • 6-3 • 195 • R/R • SO
FLOWER MOUND, TEXAS
FLOWER MOUND HS

JAMES' CAREER STATS

Yr.	ERA	W-L	G-GS	CG	SH/CB	SV	IP	H	R	ER	BB	SO	WP	HP
'25	7.20	3-0	10-4	0	0/1	0	20.0	26	18	16	5	14	2	2
'26	2.36	6-0	12-5	0	0/1	0	49.2	41	13	13	13	39	0	6
Tot	3.75	9-0	22-9	0	0/2	0	69.2	67	31	29	18	53	2	8

Career Highlights:

- Team is 18-3 in games he pitches
- Team is 7-2 in games he starts
- Held opponents scoreless in three of 12 relief appearances


Season Highs

SO.....8 at Baylor 4/19
 Walks.....4 vs. Texas Tech 3/29
 Hits.....9 vs. UCF 3/22
 IP.....8.0 at Kansas State 4/5
 ER.....4 vs. UCF 3/22

Career Highs

SO.....8 at Baylor 4/19/26
 Walks.....4 vs. Texas Tech 3/29/26
 Hits.....9 vs. UCF 3/22/26
 IP.....8.0 at Kansas State 4/5/26
 ER.....4, twice

Date	Opponent	W-L-SV	ERA	IP	H	R	ER	BB	SO	HP	BF
2/14	Arkansas	1-0-0	9.00	2.0	3	2	2	2	4	0	11
2/23	LMU	1-0-0	13.50	0.2	2	2	2	1	1	2	7
2/28	New Haven	1-0-0	9.64	2.0	3	1	1	0	4	0	9
3/10	Kansas	2-0-0	5.78	4.2	1	0	0	0	5	0	16
3/15	Arizona State	2-0-0	5.23	1.0	1	1	1	0	0	0	4
3/17	New Mexico State	3-0-0	4.38	2.0	2	0	0	1	1	0	9
3/22	UCF	3-0-0	5.29	4.2	9	4	4	0	2	0	21
3/29	Texas Tech*	3-0-0	4.76	5.2	1	2	2	4	4	2	24
4/5	Kansas State*	4-0-0	3.52	8.0	5	0	0	1	5	1	29
4/11	Arizona*	4-0-0	2.87	7.0	5	0	0	0	3	1	24
4/19	Baylor*	5-0-0	2.62	7.0	6	1	1	2	8	0	27
4/26	Houston*	6-0-0	2.36	5.0	3	0	0	2	2	0	19



#21 TYLER PHENOW
RHP • 6-6 • 205 • R/R • SO
CHAMPLIN, MINN.
CHAMPLIN PARK HS

PHENOW'S CAREER STATS

Yr.	ERA	W-L	G-GS	CG	SH/CB	SV	IP	H	R	ER	BB	SO	WP	HP
'25	0.00	0-0	1-0	0	0/0	0	1.0	0	0	0	0	1	0	0
'26	11.70	0-0	13-0	0	0/0	0	10.0	20	13	13	7	6	1	2
Tot	10.64	0-0	14-0	0	0/0	0	11.0	20	13	13	7	7	1	2

Career Highlights:

- Team is 7-7 in games he pitches
- Held opponents scoreless in seven of 14 relief appearances

Season Highs

SO.....2 vs. New Mexico State 3/17
 Walks.....2 vs. New Mexico State 3/17
 Hits.....3, five times
 IP.....1.2, twice
 ER.....4 vs. Kansas 3/10

Career Highs

SO.....2 vs. New Mexico State 3/17/26
 Walks.....2 vs. New Mexico State 3/17/26
 Hits.....3, five times
 IP.....1.2, twice
 ER.....4 vs. Kansas 3/10

Date	Opponent	W-L-SV	ERA	IP	H	R	ER	BB	SO	HP	BF
2/15	Oklahoma	0-0-0	27.00	0.1	3	1	1	0	0	0	4
2/17	UT Arlington	0-0-0	27.00	0.2	3	2	2	0	1	0	5
2/20	UCLA	0-0-0	22.50	1.0	3	2	2	1	0	1	8
2/22	UCLA	0-0-0	22.50	0.0	1	0	0	0	0	1	2
3/1	New Haven	0-0-0	15.00	1.0	1	0	0	0	0	0	4
3/6	Tulane	0-0-0	11.25	1.0	1	0	0	1	1	0	5
3/10	Kansas	0-0-0	18.69	0.1	3	4	4	1	0	0	5
3/17	New Mexico State	0-0-0	15.00	1.2	1	1	1	2	2	0	8
3/20	UCF	0-0-0	11.24	1.2	1	0	0	1	1	0	6
3/22	UCF	0-0-0	10.80	0.2	0	0	0	0	0	0	1
3/24	Dallas Baptist	0-0-0	10.00	0.2	0	0	0	0	1	0	2
3/27	Texas Tech	0-0-0	12.54	0.1	3	3	3	1	0	0	5
4/14	Tarleton State	0-0-0	11.70	0.2	0	0	0	0	0	0	1

2026 TCU BASEBALL



#23 MASON BRASSFIELD
LHP • 6-4 • 215 • L/L • SO
BAKERSFIELD, CALIF.
BAKERSFIELD CHRISTIAN HS

BRASSFIELD'S CAREER STATS

Yr.	ERA	W-L	G-GS	CG	SH/CB	SV	IP	H	R	ER	BB	SO	WP	HP
'25	4.09	5-2	18-7	0	0/0	0	61.2	59	32	28	23	68	6	7
'26	6.87	3-3	11-8	0	0/0	0	38.0	51	33	29	22	54	4	5
Tot	5.15	8-5	29-15	0	0/0	0	99.2	110	65	57	45	122	10	12

Career Highlights:

- Team is 18-11 in games he pitches
- Team is 9-6 in games he starts
- Held opponents scoreless in 6 of 14 relief appearances
- Allowed 5 of 11 inherited runners to score

Season Highs

SO	10 vs. Tulane 3/6
Walks	4 vs. Arkansas 2/14
Hits	8 vs. UCF 3/20
IP	6.0 at Arizona State 3/15
ER	8 vs. UCF 3/20

Career Highs

SO	10 vs. Tulane 3/6/26
Walks	4 vs. Arkansas 2/14/26
Hits	8 vs. UCF 3/20/26
IP	6.2 at Utah 5/17/25
ER	8 vs. UCF 3/20/26

Date	Opponent	W-L-SV	ERA	IP	H	R	ER	BB	SO	HP	BF
2/14	Arkansas*	0-0-0	4.50	4.0	3	2	2	4	6	1	21
2/20	UCLA*	0-1-0	11.12	1.2	7	5	5	1	2	1	14
2/27	New Haven*	1-1-0	8.38	4.0	5	2	2	2	5	1	19
3/6	Tulane*	2-1-0	6.75	5.0	3	2	2	2	10	0	20
3/15	Arizona State*	2-1-0	5.23	6.0	4	1	1	2	8	0	22
3/20	UCF*	2-2-0	8.06	1.2	8	8	8	2	3	0	15
3/27	Texas Tech*	3-2-0	7.57	5.0	6	3	3	3	4	1	25
4/3	Kansas State*	3-2-0	8.01	3.0	7	8	4	3	5	0	19
4/10	Arizona	3-3-0	7.13	5.0	4	1	1	1	9	0	21
4/17	Baylor	3-3-0	7.12	1.1	2	1	1	2	1	0	9
4/29	UT Arlington	3-3-0	6.87	1.1	1	0	0	0	1	1	7



#24 TANNER SAGOUSPE
RHP • 6-0 • 195 • R/R • GR
MADERA, CALIF.
CAL POLY

SAGOUSPE'S CAREER STATS

Yr.	ERA	W-L	G-GS	CG	SH/CB	SV	IP	H	R	ER	BB	SO	WP	HP
'22*	0.00	0-0	1-0	0	0/0	0	0.1	0	0	0	1	1	1	1
'23*	8.79	1-2	10-1	0	0/0	1	14.1	19	14	14	10	16	5	3
'24*	3.23	4-2	28-0	0	0/1	9	47.1	35	17	17	18	54	3	7
'25*	3.65	4-2	28-0	0	0/1	6	44.1	35	23	18	24	52	8	6
'26	1.61	3-2	15-0	0	0/0	3	28.0	20	6	5	8	34	7	2
Tot	3.62	12-8	83-1	0	0/2	19	134.1	109	60	54	61	157	24	19

* - Totals at Cal Poly

Career Highlights:

- Team is 53-30 in games he pitches
- Team is 1-0 in games he starts
- Held opponents scoreless in 52 of 82 relief appearances
- Allowed 8 of 29 inherited runners to score

Season Highs

SO	5 vs. Dallas Baptist 4/21
Walks	2, twice
Hits	4, twice
IP	3.1 vs. Texas Tech 3/28
ER	2 at UCLA 2/22

Career Highs

SO	8 vs. UC Santa Barbara 3/23/24
Walks	3, four times
Hits	4, five times
IP	4.2 vs. UC Santa Barbara 4/19/25
ER	5 vs. CSUN 3/17/24

Date	Opponent	W-L-SV	ERA	IP	H	R	ER	BB	SO	HP	BF
2/13	Vanderbilt	1-0-0	4.50	2.0	2	1	1	0	4	0	8
2/22	UCLA	1-1-0	5.40	3.0	4	2	2	0	2	0	13
3/3	Abilene Christian	1-1-0	3.86	2.0	1	0	0	1	3	1	9
3/8	Tulane	1-1-0	4.00	2.0	1	1	1	2	2	1	9
3/13	Arizona State	1-1-1	3.60	1.0	2	0	0	0	1	0	4
3/20	UCF	1-1-1	3.00	2.0	1	1	0	0	1	0	7
3/24	Dallas Baptist	2-1-1	2.40	3.0	0	0	0	1	2	0	11
3/28	Texas Tech	2-1-1	1.96	3.1	4	0	0	0	3	0	13
4/3	Kansas State	2-1-1	1.77	2.0	1	0	0	2	3	0	9
4/11	Arizona	2-2-1	2.05	1.2	2	1	1	1	1	0	7
4/14	Tarleton State	2-2-1	1.96	1.0	0	0	0	1	2	0	3
4/19	Baylor	2-2-2	1.88	1.0	0	0	0	0	1	0	3
4/22	Dallas Baptist	3-2-2	1.73	2.0	0	0	0	0	5	0	6
4/24	Houston	3-2-2	1.67	1.0	0	0	0	0	3	0	3
4/25	Houston	3-2-3	1.61	1.0	1	0	0	0	1	0	4



#25 NOLAN JOHNSON
LHP • 6-1 • 190 • L/L • SR
LAKEVILLE, MINN.
NORTH DAKOTA STATE

JOHNSON'S CAREER STATS

Yr.	ERA	W-L	G-GS	CG	SH/CB	SV	IP	H	R	ER	BB	SO	WP	HP
'23	5.52	3-2	10-0	0	0/0	0	14.2	19	9	9	5	16	0	4
'24	2.73	2-0	6-5	0	0/0	0	26.1	18	8	8	6	28	0	2
'25	4.52	4-6	16-16	0	0/0	0	87.2	85	46	44	23	79	4	4
'26	7.71	0-2	10-4	0	0/0	0	16.1	24	24	22	11	12	2	2
Tot	5.15	9-10	42-25	0	0/0	0	145.0	146	87	83	45	135	6	12

* - Totals at North Dakota State

Career Highlights:

- Team is 18-24 in games he pitches
- Team is 11-14 in games he starts
- Held opponents scoreless in 10 of 17 relief appearances
- Allowed one of four inherited runner to score

Season Highs


SO	3, twice
Walks	3, twice
Hits	5 vs. Tarleton State 4/14
IP	3.2 at Abilene Christian 4/7
ER	4 vs. UCF 3/20

Career Highs

SO	10 at Omaha 4/4/25
Walks	4, twice
Hits	8, three times
IP	8.0 vs. Oral Roberts 5/2/25
ER	6, twice

Date	Opponent	W-L-SV	ERA	IP	H	R	ER	BB	SO	HP	BF
2/17	UT Arlington*	0-1-0	81.00	0.1	4	7	3	1	1	1	8
2/23	LMU	0-1-0	20.25	1.0	0	0	0	2	2	0	5
3/3	Abilene Christian	0-1-0	22.50	0.2	3	3	2	0	0	0	6
3/10	Kansas	0-1-0	10.38	2.1	1	0	0	3	2	0	10
3/14	Arizona State	0-1-0	8.44	1.0	0	0	0	0	0	0	3
3/20	UCF	0-1-0	13.50	0.2	4	4	4	0	0	0	6
3/31	Lamar	0-1-0	9.00	3.0	2	1	0	3	3	0	15
4/7	Abilene Christian*	0-2-0	7.82	3.2	3	2	2	0	3	0	14
4/14	Tarleton State	0-2-0	7.80	2.1	5	3	2	1	1	1	14

2026 TCU BASEBALL



#26 AIDEN BARRIENTES
RHP • 6-1 • 190 • R/R • FR
KATY, TEXAS
KATY HS

BARRIENTES' CAREER STATS

Yr.	ERA	W-L	G-GS	CG	SH/CB	SV	IP	H	R	ER	BB	SO	WP	HP
'26	9.00	1-0	2-0	0	0/0	0	2.0	1	2	2	4	1	0	0

Career Highlights:

- Team is 1-1 in games he pitches

Season Highs

SO.....1 vs. Lamar 3/31
 Walks.....3 vs. Lamar 3/31
 Hits.....1 vs. Lamar 3/31
 IP.....1.0 vs. Lamar 3/31
 ER.....1, twice

Career Highs

SO.....1 vs. Lamar 3/31/26
 Walks.....3 vs. Lamar 3/31/26
 Hits.....1 vs. Lamar 3/31/26
 IP.....1.0 vs. Lamar 3/31/26
 ER.....1, twice

Date	Opponent	W-L-SV	ERA	IP	H	R	ER	BB	SO	HP	BF
3/31	Lamar	1-0-0	4.50	2.0	1	1	1	3	1	0	9
4/7	Abilene Christina	1-0-0	9.00	0.0	0	1	1	1	0	0	1



#33 KADE DURIN
RHP • 6-3 • 225 • R/R • RFR
LINN CREEK, MO.
CAMDENTON HS

DURNIN'S CAREER STATS

Yr.	ERA	W-L	G-GS	CG	SH/CB	SV	IP	H	R	ER	BB	SO	WP	HP
'26	5.79	0-0	11-0	0	0/0	1	14.0	22	14	9	16	10	3	1

Career Highlights:

- Team is 3-7 in games he pitches

Season Highs

SO.....2, twice
 Walks.....4 vs. UCF 3/20
 Hits.....4 vs. New Haven 2/27
 IP.....3.0 vs. New Haven 2/27
 ER.....2, twice

Career Highs

SO.....2, twice
 Walks.....4 vs. UCF 3/20/26
 Hits.....4 vs. New Haven 2/27/26
 IP.....3.0 vs. New Haven 2/27/26
 ER.....2, twice

Date	Opponent	W-L-SV	ERA	IP	H	R	ER	BB	SO	HP	BF
2/17	UT Arlington	0-0-0	0.00	0.2	1	0	0	2	2	0	6
2/20	UCLA	0-0-0	7.71	1.2	3	3	2	1	1	0	9
2/27	New Haven	0-0-1	5.06	3.0	4	1	1	3	2	0	14
3/8	Tulane	0-0-1	6.00	0.2	1	1	1	1	1	0	4
3/14	Arizona State	0-0-1	7.11	0.1	2	1	1	1	0	0	4
3/20	UCF	0-0-1	6.00	2.2	2	1	1	4	1	1	14
3/27	Texas Tech	0-0-1	5.59	0.2	1	0	0	0	1	0	3
3/31	Lamar	0-0-1	5.40	0.1	2	0	0	0	0	0	3
4/7	Abilene Christian	0-0-1	4.50	2.0	3	0	0	2	0	0	10
4/14	Tarleton State	0-0-1	5.54	1.0	1	2	2	2	1	0	6
4/17	Baylor	0-0-1	5.79	1.0	2	3	1	0	1	0	6



#34 CADE NELSON
RHP • 6-6 • 200 • R/R • FR
KATY, TEXAS
KATY HS

NELSON'S CAREER STATS

Yr.	ERA	W-L	G-GS	CG	SH/CB	SV	IP	H	R	ER	BB	SO	WP	HP
'26	5.27	1-0	11-4	0	0/0	0	27.1	25	17	16	10	23	0	4

Career Highlights:

- Team is 8-3 in games he pitches
- Team is 5-0 in games he starts
- Held opponents scoreless in his five of seven relief appearances

Season Highs

SO.....5, twice
 Walks.....3 vs. Lamar 3/31
 Hits.....4 at LMU 2/23
 IP.....4.0 vs. UT Arlington 2/17
 ER.....4, twice

Career Highs

SO.....5, twice
 Walks.....3 vs. Lamar 3/31/26
 Hits.....4 at LMU 2/23/26
 IP.....4.0 vs. UT Arlington 2/17/26
 ER.....4, twice

Date	Opponent	W-L-SV	ERA	IP	H	R	ER	BB	SO	HP	BF
2/17	UT Arlington	0-0-0	0.00	4.0	2	0	0	1	5	1	14
2/23	LMU*	0-0-0	5.40	2.2	4	4	4	1	5	0	13
3/3	Abilene Christian*	0-0-0	6.52	3.0	2	3	3	1	3	2	14
3/14	Arizona State	0-0-0	6.55	1.1	2	2	1	1	1	0	6
3/17	New Mexico State	0-0-0	5.54	2.0	1	0	0	0	1	0	6
3/24	Dallas Baptist*	0-0-0	6.46	2.1	3	3	3	0	1	0	10
3/31	Lamar*	0-0-0	8.27	1.0	3	4	4	3	1	0	9
4/7	Abilene Christian	0-0-0	7.71	2.1	3	1	1	1	2	0	12
4/14	Tarleton State	1-0-0	6.97	2.0	1	0	0	0	1	0	7
4/21	Dallas Baptist	1-0-0	5.92	3.2	2	0	0	2	1	0	14
4/29	UT Arlington	1-0-0	5.27	3.0	2	0	0	0	2	1	12

2026 TCU BASEBALL



#35 ETHAN THOMAS
RHP • 6-5 • 250 • R/R • SO
ALAMEDA, CALIF.
HAWAII

THOMAS' CAREER STATS

Yr.	ERA	W-L	G-GS	CG	SH/CB	SV	IP	H	R	ER	BB	SO	WP	HP
'25*	3.60	1-1	18-0	0	0/0	3	25.0	18	12	10	6	37	5	6
'26	7.43	2-0	6-0	0	0/0	0	13.1	16	12	11	9	17	0	1
Tot	4.93	3-1	24-0	0	0/0	3	38.1	34	24	21	15	54	5	7

* - Totals at Hawaii

Career Highlights:

- Team is 11-13 in games he pitches
- Held opponents scoreless in 14 of 24 relief appearances
- Allowed 7 of 22 inherited runners to score


Season Highs

SO 5 vs. Tulane 3/8
Walks 4 at UCLA 2/22
Hits 4, twice
IP 3.0, twice
ER 5 at Arizona State 3/14

Career Highs

SO 5, twice
Walks 4 at UCLA 2/22/26
Hits 4, twice
IP 3.0, twice
ER 5 at Arizona State 3/14/26

Date	Opponent	W-L-SV	ERA	IP	H	R	ER	BB	SO	HP	BF
2/15	Oklahoma	0-0-0	4.50	2.0	2	1	1	2	3	0	9
2/22	UCLA	0-0-0	8.31	2.1	2	3	3	4	3	0	13
3/3	Abilene Christian	1-0-0	5.68	2.0	4	0	0	0	2	0	9
3/8	Tulane	2-0-0	3.86	3.0	2	0	0	0	5	1	12
3/14	Arizona State	2-0-0	6.57	3.0	4	6	5	2	3	0	16
3/27	Texas Tech	2-0-0	7.43	1.0	2	2	2	1	1	0	6



#41 ULI FERNSLER
LHP • 6-4 • 220 • L/L • FR
NOVI, MICH.
NOVI HS

FERNSLER'S CAREER STATS

Yr.	ERA	W-L	G-GS	CG	SH/CB	SV	IP	H	R	ER	BB	SO	WP	HP
'26	10.80	1-0	4-4	0	0/0	0	8.1	13	11	10	6	5	0	3

Career Highlights:

- Team is 3-1 in games he starts


Season Highs

SO 2, twice
Walks 4 vs. Tulane 3/8
Hits 5 vs. New Haven 3/1
IP 3.0 vs. New Haven 3/1
ER 5 vs. New Mexico State 3/17

Career Highs

SO 2, twice
Walks 4 vs. Tulane 3/8/26
Hits 5 vs. New Haven 3/1/26
IP 3.0 vs. New Haven 3/1/26
ER 5 vs. New Mexico State 3/17/26

Date	Opponent	W-L-SV	ERA	IP	H	R	ER	BB	SO	HP	BF
2/22	UCLA*	0-0-0	13.50	2.0	3	3	3	1	1	0	10
3/1	New Haven*	1-0-0	7.20	3.0	5	1	1	0	2	1	14
3/8	Tulane*	1-0-0	6.43	2.0	1	2	1	4	2	1	12
3/17	New Mexico State*	1-0-0	10.80	1.1	4	5	5	1	0	1	10



#45 LANCE DAVIS
RHP • 6-4 • 215 • R/R • RFR
JONESBORO, ARK.
ARKANSAS

DAVIS' CAREER STATS

Yr.	ERA	W-L	G-GS	CG	SH/CB	SV	IP	H	R	ER	BB	SO	WP	HP
'26	4.82	3-3	11-11	0	0/2	0	56.0	57	33	30	12	37	1	7

Career Highlights:

- Team is 7-4 in games he starts
- Has five quality starts

Season Highs


SO 7 vs. Arizona 4/11
Walks 3 at Kansas State 4/4
Hits 8 at Arizona State 3/14
IP 7.0, four times
ER 6 at Arizona State 3/14

Career Highs

SO 7 vs. Arizona 4/11/26
Walks 3 at Kansas State 4/4/26
Hits 8 at Arizona State 3/14/26
IP 7.0, four times
ER 6 at Arizona State 3/14/26

Date	Opponent	W-L-SV	ERA	IP	H	R	ER	BB	SO	HP	BF
2/15	Oklahoma*	0-1-0	12.00	3.0	5	4	4	2	1	0	16
2/21	UCLA*	0-2-0	10.29	4.0	6	4	4	0	5	2	19
2/28	New Haven*	0-2-0	9.58	3.1	3	3	3	2	2	1	15
3/8	Tulane*	0-2-0	6.61	6.0	3	2	1	0	3	2	23
3/14	Arizona State*	0-3-0	8.68	2.1	8	6	6	0	0	0	15
3/21	UCF*	1-3-0	6.31	7.0	2	0	0	2	5	0	24
3/28	Texas Tech*	1-3-0	6.99	2.2	7	5	4	0	0	1	16
4/4	Kansas State*	2-3-0	6.43	6.2	6	3	3	3	4	1	28
4/11	Arizona*	3-3-0	5.36	7.0	4	0	0	1	7	0	24
4/19	Baylor*	3-3-0	5.14	7.0	6	4	3	2	5	0	29
4/25	Houston*	3-3-0	4.82	7.0	7	2	2	0	5	0	29

2026 TCU BASEBALL



#48 NATE STERN
RHP • 6-4 • 215 • R/R • SO
LOS ANGELES, CALIF.
LOYOLA HS

STERN'S CAREER STATS

Yr.	ERA	W-L	G-GS	CG	SH/CB	SV	IP	H	R	ER	BB	SO	WP	HP
'25	1.35	3-1	15-1	0	0/2	0	20.0	13	3	3	10	29	3	2
'26	3.00	2-0	16-0	0	0/1	1	24.0	22	8	8	17	31	3	1
Tot	2.25	5-1	31-1	0	0/3	1	44.0	35	11	11	27	60	6	1

Career Highlights:

- Team is 20-11 in games he pitches
- TCU is 0-1 in games he has started
- Held opponents scoreless in 21 of 30 relief appearances
- Allowed 11 of 24 inherited runners to score

Season Highs	
SO	4 vs. Vanderbilt 2/13
Walks	4 at Baylor 4/17
Hits	4 at Baylor 4/17
IP	2.2 at Dallas Baptist 3/24
ER	2 vs. Texas Tech 3/29

Career Highs	
SO	5, twice
Walks	4 at Baylor 4/17/26
Hits	4 at Baylor 4/17/26
IP	3.0 vs. Cincinnati 5/10/25
ER	2 vs. Texas Tech 3/29

Date	Opponent	W-L-SV	ERA	IP	H	R	ER	BB	SO	HP	BF
2/13	Vanderbilt	0-0-0	6.75	1.1	1	1	1	1	4	0	6
2/21	UCLA	0-0-0	4.91	2.1	2	1	1	2	3	0	11
2/28	New Haven	0-0-0	3.38	1.2	3	0	0	1	1	0	8
3/6	Tulane	0-0-0	2.45	2.0	0	0	0	2	1	0	7
3/8	Tulane	0-0-0	3.24	1.0	3	1	1	1	1	0	7
3/13	Arizona State	1-0-0	3.72	1.1	1	1	1	1	2	0	5
3/22	UCF	1-0-0	3.27	1.1	1	0	0	1	2	0	6
3/24	Dallas Baptist	1-0-0	2.63	2.2	3	0	0	0	3	0	10
3/29	Texas Tech	1-0-0	3.45	2.0	2	2	2	0	1	0	8
3/31	Lamar	1-0-1	3.24	1.0	1	0	0	0	3	0	4
4/3	Kansas State	1-0-1	3.18	0.1	1	0	0	0	0	0	2
4/11	Arizona	1-0-1	2.84	2.0	0	0	0	1	2	0	7
4/17	Baylor	1-0-1	3.10	1.1	0	1	1	4	3	0	8
4/19	Baylor	1-0-1	3.22	2.0	4	1	1	1	2	1	12
4/25	Houston	2-0-1	3.09	1.0	0	0	0	2	1	0	5
4/29	UT Arlington	2-0-1	3.00	0.2	0	0	0	0	2	0	2



#49 TOMMY LAPOUR
RHP • 6-4 • 250 • R/R • JR
BLUE SPRINGS, MO.
WICHITA STATE

LAPOUR'S CAREER STATS

Yr.	ERA	W-L	G-GS	CG	SH/CB	SV	IP	H	R	ER	BB	SO	WP	HP
'24*	4.25	6-3	16-16	0	0/0	0	78.2	65	45	37	37	69	3	10
'25	3.09	8-3	16-16	0	0/1	0	90.1	78	33	31	27	88	4	8
'26	3.00	0-0	2-1	0	0/0	0	6.0	6	2	2	3	6	0	1
Tot	3.60	14-6	34-33	0	0/1	0	175.0	149	80	70	67	163	7	19

* - Totals at Wichita State


Career Highlights:

- Team is 21-12 in games he starts
- Has 13 quality starts

Season Highs	
SO	5 vs. Vanderbilt 2/13
Walks	2 vs. Vanderbilt 2/13
Hits	5 vs. Vanderbilt 2/13
IP	5.0 vs. Vanderbilt 2/13
ER	2 vs. Vanderbilt 2/13

Career Highs	
SO	11, twice
Walks	5 vs. Charlotte 5/10/24
Hits	10 at Utah 5/15/25
IP	8.2 vs. Baylor 4/25/25
ER	7 vs. Auburn 2/24/24

Date	Opponent	W-L-SV	ERA	IP	H	R	ER	BB	SO	HP	BF
2/13	Vanderbilt*	0-0-0	3.60	5.0	5	2	2	2	5	1	24
4/26	Houston	0-0-0	3.00	1.0	1	0	0	1	1	0	5



#55 WALTER QUINN
RHP • 6-4 • 220 • R/R • SR
SIMI VALLEY, CALIF.
GRAND CANYON

QUINN'S CAREER STATS

Yr.	ERA	W-L	G-GS	CG	SH/CB	SV	IP	H	R	ER	BB	SO	WP	HP
'23*	5.68	0-0	7-0	0	0/0	0	12.2	17	8	8	3	7	0	3
'24*	2.22	3-3	22-0	0	0/0	1	44.2	41	17	11	16	34	3	6
'25*	3.46	2-5	25-0	0	0/0	11	38.0	31	18	15	24	40	2	3
'26	5.16	3-2	23-0	0	0/2	2	29.2	27	17	12	37	2	4	3
Tot	3.67	8-10	77-0	0	0/2	14	125.0	116	60	51	55	118	7	16

* - Totals at Grand Canyon

Career Highlights:

- Team is 47-30 in games he pitches
- Held opponents scoreless in 41 of 77 relief appearances
- Allowed 22 of 66 inherited runners to score

Season Highs	
SO	4 vs. New Haven 2/28
Walks	2, four times
Hits	6 vs. Texas Tech 3/28
IP	2.1, twice
ER	4 vs. Tulane 3/8

Career Highs	
SO	5 vs. Tarleton State 3/15/24
Walks	5 vs. Utah Valley 4/13/25
Hits	6, three times
IP	4.0 vs. Nebraska 2/22/24
ER	4, twice

Date	Opponent	W-L-SV	ERA	IP	H	R	ER	BB	SO	HP	BF
2/13	Vanderbilt	0-0-1	0.00	0.2	1	0	0	0	1	0	3
2/17	UT Arlington	0-0-1	0.00	2.1	1	0	0	0	3	1	10
2/21	UCLA	0-0-1	0.00	1.2	0	0	0	0	3	0	5
2/23	LMU	1-0-1	1.42	1.2	1	1	1	0	3	0	5
2/28	New Haven	2-0-1	1.08	2.0	1	0	0	0	4	1	8
3/3	Abilene Christian	2-0-1	0.93	1.1	0	0	0	2	2	0	6
3/8	Tulane	2-1-1	4.50	0.1	3	4	4	1	0	0	5
3/8	Tulane	2-1-2	4.09	1.0	0	0	0	0	1	0	3
3/10	Kansas	2-1-2	3.86	0.2	1	0	0	0	1	0	3
3/13	Arizona State	2-1-2	5.11	0.2	3	2	2	0	1	0	5
3/15	Arizona State	2-1-2	4.40	2.0	0	0	0	2	2	0	8
3/21	UCF	2-1-2	3.86	2.0	1	0	0	2	3	0	9
3/28	Texas Tech	2-1-2	4.66	3.0	6	3	3	1	3	1	16
3/31	Lamar	2-1-2	4.50	0.2	0	0	0	0	0	0	1
4/3	Kansas State	2-2-2	4.87	0.1	0	1	1	2	0	0	3
4/4	Kansas State	2-2-2	4.79	0.1	1	0	0	0	0	0	2
4/5	Kansas State	2-2-2	4.57	1.0	1	0	0	0	1	0	4
4/11	Arizona	2-2-2	5.32	0.1	1	2	2	1	1	0	3
4/14	Tarleton State	2-2-2	4.88	2.0	1	0	0	0	2	1	9
4/17	Baylor	2-2-2	5.55	0.1	2	2	2	0	0	0	3
4/19	Baylor	3-2-2	5.33	1.0	0	0	0	0	2	0	3
4/21	Dallas Baptist	3-2-2	5.27	2.0	1	1	1	0	1	0	7
4/24	Houston	3-2-2	5.16	2.1	2	1	1	1	3	0	11

2026 TCU BASEBALL

2026 TV/RADIO PHOTO ROSTER



1 JACK BELL
IF | 6-0 | 190 | R/R | Jr.
Corpus Christi, Texas



2 PRESTON GAMSTER
RHP | 6-3 | 195 | R/R | Sr.
Dallas, Texas



3 KADE EUDY
RHP | 6-1 | 195 | R/R | So.
Crosby, Texas



4 CJ MASCARO
OF | 6-0 | 215 | L/L | Fr.
Saratoga Springs, Utah



5 LUCAS FRANCO
INF | 6-3 | 190 | L/R | Fr.
Katy, Texas



6 NOAH FRANCO
P/UT | 6-3 | 230 | L/L | So.
Downey, Calif.



7 COLE CRAMER
IF | 6-1 | 190 | R/R | Sr.
Arlington, Wash.



8 LANE HUTCHINSON
IF | 6-1 | 205 | R/R | Sr.
Slaughter, La.



9 TREVOR BAUMLER
RHP | 6-3 | 210 | R/R | So.
Urbandale, Iowa



10 SAWYER STROSNIDER
OF | 6-1 | 205 | L/L | So.
Brock, Texas



11 COLTON GRIFFIN
UT | 5-10 | 190 | L/R | Jr.
Spring, Texas



12 KYUSS GARGETT
IF | 6-1 | 195 | B/R | Jr.
Anderson, Ind.



13 COLE EATON
OF/P | 6-0 | 180 | R/R | So.
Elkhorn, Neb.



15 CHASE BRUNSON
OF | 6-3 | 210 | R/R | Jr.
San Clemente, Calif.



16 NOLAN TRAEGER
C | 6-0 | 215 | L/R | So.
Spring, Texas



17 ROB LIDDINGTON
UT | 6-3 | 190 | R/L | Gr.
Phoenix, Ariz.



18 ZACK JAMES
RHP | 6-3 | 195 | R/R | So.
Flower Mound, Texas



20 JACK ARTHUR
OF | 6-1 | 200 | R/R | Rsr.
Flower Mound, Texas



21 TYLER PHENOW
RHP | 6-6 | 210 | R/R | So.
Champlin, Minn.



22 LOUIS RODRIGUEZ
RHP | 6-1 | 200 | R/R | Sr.
Long Beach, Calif.



23 MASON BRASSFIELD
LHP | 6-4 | 215 | L/L | So.
Bakersfield, Calif.



24 TANNER SAGOUSSE
RHP | 6-0 | 200 | R/R | Sr.
Madera, Calif.



25 NOLAN JOHNSON
LHP | 6-1 | 190 | L/L | Sr.
Lakeville, Minn.



26 AIDEN BARRIENTES
RHP | 6-1 | 195 | R/R | Fr.
Katy, Texas



27 BRADY DALLIMORE
C/1B | 6-4 | 240 | R/R | Fr.
Las Vegas, Nev.



28 COLIN BLANCHARD
C | 6-1 | 200 | L/R | Sr.
Ladera Ranch, Calif.



33 KADE DURNIN
RHP | 6-3 | 225 | R/R | Fr.
Linn Creek, Mo.



34 CADE NELSON
RHP | 6-6 | 205 | R/R | Fr.
Katy, Texas



35 ETHAN THOMAS
RHP | 6-5 | 255 | R/R | So.
Alameda, Calif.



41 ULI FERNSLER
LHP | 6-4 | 220 | L/L | Fr.
Novi, Mich.



45 LANCE DAVIS
RHP | 6-4 | 215 | R/R | RFr.
Jonesboro, Ark.



48 NATE STERN
RHP | 6-4 | 215 | R/R | So.
Los Angeles, Calif.



49 TOMMY LAPOUR
RHP | 6-4 | 250 | R/R | Jr.
Blue Springs, Mo.



55 WALTER QUINN
RHP | 6-4 | 220 | R/R | Sr.
Simi Valley, Calif.



2 KIRK SAARLOOS
Head Coach
5th Season/14th Overall



4 BILL MOSIELLO
Associate Head Coach
11th Season



40 JOHN DILAORA
Assistant Coach
5th Season/7th Overall



19 DAVE LAWN
Assistant Coach
3rd Season

ALPHABETICAL ROSTER

20	Jack Arthur	OF
26	Aiden Barrientes	RHP
9	Trevor Baumler	RHP
1	Jack Bell	INF
28	Colin Blanchard	C
23	Mason Brassfield	LHP
15	Chase Brunson	OF
7	Cole Cramer	INF
27	Brady Dallimore	C
45	Lance Davis	RHP
33	Kade Durnin	RHP
13	Cole Eaton	OF
3	Kade Eudy	RHP
41	Uli Fernsler	LHP
5	Lucas Franco	INF
6	Noah Franco	LHP/UT
2	Preston Gamster	INF
12	Kyuss Gargett	INF
11	Colton Griffin	INF
8	Lane Hutchinson	INF
18	Zack James	RHP
25	Nolan Johnson	LHP
49	Tommy LaPour	RHP
17	Rob Liddington	UT
4	CJ Mascaro	OF
34	Cade Nelson	RHP
21	Tyler Phenow	RHP
55	Walter Quinn	RHP
22	Louis Rodriguez	RHP
24	Tanner Sagousse	RHP
48	Nate Stern	RHP
10	Sawyer Strosnider	OF
35	Ethan Thomas	RHP
16	Nolan Traeger	C

2026 TCU HORNED FROGS BASEBALL ROSTER

#	Name	Pos.	Ht.	Wt.	B/T	Yr.	Hometown/Previous School
1	Jack Bell	INF	6-0	190	L/R	Jr.	Corpus Christi, Texas/Texas A&M
2	Preston Gamster	INF	6-3	195	R/R	Sr.	Dallas, Texas/Paris College
3	Kade Eudy	RHP	6-1	195	R/R	So.	Crosby, Texas/Crosby H.S.
4	CJ Mascaro	OF	6-0	215	L/L	Fr.	Saratoga Springs, Utah/American Fork H.S.
5	Lucas Franco	INF	6-3	190	L/R	Fr.	Katy, Texas/Cinco Ranch H.S.
6	Noah Franco	LHP/UT	6-3	230	L/L	So.	Downey, Calif./IMG Academy, Fla.
7	Cole Cramer	INF	6-1	190	R/R	Gr.	Arlington, Wash./Washington State
8	Lane Hutchinson	INF	6-1	205	R/R	Gr.	Slaughter, La./Angelo State
9	Trever Baumler	RHP	6-3	210	R/R	So.	Urbandale, Iowa/Dowling Catholic H.S.
10	Sawyer Strosnider	OF	6-2	205	L/L	So.	Brock, Texas/Brock H.S.
11	Colton Griffin	INF	5-10	190	L/R	Jr.	Spring, Texas/Stephen F. Austin
12	Kyuss Gargett	INF	6-1	195	B/R	Jr.	Anderson, Ind./Kentucky
13	Cole Eaton	OF/RHP	6-0	180	R/R	So.	Elkhorn, Neb./Tennessee
15	Chase Brunson	OF	6-3	210	R/R	Jr.	San Clemente, Calif./San Clemente H.S.
16	Nolan Traeger	C	6-0	215	L/R	So.	Spring, Texas/Concordia Lutheran
17	Rob Liddington	UT	6-3	190	R/L	Gr.	Phoenix, Ariz./Incarinate Word
18	Zack James	RHP	6-3	195	R/R	So.	Flower Mound, Texas/Flower Mound H.S.
20	Jack Arthur	OF	6-1	200	R/R	RS-Sr.	Flower Mound, Texas/Weatherford College
21	Tyler Phenow	RHP	6-6	210	R/R	So.	Champlin, Minn./Champlin Park H.S.
22	Louis Rodriguez	RHP	6-1	200	R/R	Sr.	Long Beach, Calif./Orange Lutheran H.S.
23	Mason Brassfield	LHP	6-4	215	L/L	So.	Bakersfield, Calif./Bakersfield Christian H.S.
24	Tanner Sagouspe	RHP	6-0	200	R/R	Sr.	Madera, Calif./Cal Poly
25	Nolan Johnson	LHP	6-1	190	L/L	Sr.	Lakeville, Minn./North Dakota State
26	Aiden Barrientes	RHP	6-1	195	R/R	Fr.	Katy, Texas/Katy H.S.
27	Brady Dallimore	C	6-4	240	R/R	Fr.	Las Vegas, Nev./Palo Verde H.S.
28	Colin Blanchard	C	6-1	200	L/R	Sr.	Ladera Ranch, Calif./Washington
33	Kade Durnin	RHP	6-3	225	R/R	RS-Fr.	Linn Creek, Mo./Camdenton H.S.
34	Cade Nelson	RHP	6-6	205	R/R	Fr.	Katy, Texas/Katy H.S.
35	Ethan Thomas	RHP	6-5	255	R/R	So.	Alameda, Calif./Hawaii
41	Uli Fernsler	LHP	6-4	220	L/L	Fr.	Novi, Mich./Novi H.S.
45	Lance Davis	RHP	6-4	215	R/R	RS-Fr.	Jonesboro, Ark./Arkansas
48	Nate Stern	RHP	6-4	215	R/R	So.	Los Angeles, Calif./Loyola H.S.
49	Tommy LaPour	RHP	6-4	250	R/R	Jr.	Blue Springs, Mo./Wichita State
55	Walter Quinn	RHP	6-4	220	R/R	Sr.	Simi Valley, Calif./Grand Canyon

COACHING STAFF

2	Kirk Saarloos - Head Coach (5th Season, 14th Overall), Cal State Fullerton, 2001
14	Bill Mosiello - Associate Head Coach (11th Season), Fresno State, 1986
40	John DiLaura - Assistant Coach (8th Season), Michigan, 2013
19	Dave Lawn - Assistant Coach (3rd Season), San Francisco State, 1987
	Meredith Montgomery - Assistant AD for Baseball Operations (17th Season), TCU, 2009
	Cooper Sholder - Director of Baseball Operations (11th Season), San Diego State, 2014
	Colton Lovelace - Director of Player Personnel (3rd Season), Kansas, 2020
19	Jake Silverman - Director of Program Development (2nd Season), Cal State Fullerton, 2009
	Danny Wheat - Athletic Trainer (22nd Season), Texas, 1975
	Zach Dechant - Assistant AD for Sports Science (18th Season), Missouri State, 2003

TCU Baseball 2025 - 2026 Season

(As of Apr 30, 2026)

TCU Overall Statistics

Record: 29-15 Home: 20-5 Away: 7-8 Neutral: 2-2 Conference: 13-8
 Extra Inn: 2-0 Vs. Ranked: 2-3

PLAYER	AVG	GP-GS	AB	R	H	2B	3B	HR	XB	RBI	TB	SLG	BB	HP	K	GDP	OB%	SF	SH	SB-ATT	PO	A	E	FLD%	
CRAMER, Cole	.318	44-44	176	47	56	8	1	3	12	36	75	.426	26	3	40	5	.409	3	0	8-9	107	84	4	.979	
BELL, Jack	.317	41-38	123	35	39	6	1	6	13	25	65	.528	34	3	38	2	.475	0	2	3-4	32	76	7	.939	
DALLIMORE, Brady	.306	30-26	98	26	30	7	1	6	14	21	57	.582	11	6	23	1	.409	0	0	0-0	173	19	2	.990	
GRIFFIN, Colton	.300	34-32	110	26	33	4	1	1	6	15	42	.382	22	3	18	4	.426	1	4	10-10	64	1	0	1.000	
BRUNSON, Chase	.299	43-43	144	31	43	9	1	8	18	45	78	.542	32	17	34	1	.472	2	0	12-17	92	3	2	.979	
TRAEGER, Nolan	.288	36-34	125	16	36	5	0	3	8	30	50	.400	18	3	17	1	.380	4	0	1-1	195	24	3	.986	
STROSNIIDER, Sawyer	.286	44-44	161	49	46	10	3	12	25	45	98	.609	39	4	33	0	.430	3	0	10-12	85	1	3	.966	
LIDDINGTON, Rob	.276	35-30	98	25	27	6	0	4	10	22	45	.459	15	1	28	4	.361	5	0	4-5	207	11	2	.991	
GARGETT, Kyuss	.225	26-22	71	14	16	1	0	1	2	11	20	.282	15	9	16	0	.421	0	0	4-4	14	19	2	.943	
FRANCO, Lucas	.205	36-34	117	20	24	2	1	3	6	21	37	.316	18	2	34	4	.319	1	3	2-3	65	77	9	.940	

HUTCHINSON, Lane	.333	6-0	3	2	1	0	0	0	0	0	1	.333	3	1	1	0	.714	0	0	0-0	9	1	0	1.000	
GAMSTER, Preston	.298	23-15	57	16	17	4	0	4	8	15	33	.579	6	2	22	1	.385	0	0	3-4	25	22	0	1.000	
FRANCO, Noah	.229	24-20	83	13	19	2	0	3	5	11	30	.361	8	1	28	0	.304	0	0	1-2	1	2	0	1.000	
EATON, Cole	.222	15-1	9	0	2	0	0	0	2	2	2	.222	0	0	2	0	.222	0	0	0-0	6	0	0	1.000	
ARTHUR, Jack	.218	23-13	55	11	12	4	0	2	6	6	22	.400	6	3	13	1	.328	0	0	5-5	22	1	1	.958	
BLANCHARD, Colin	.000	5-0	0	0	0	0	0	0	0	1	0	.000	0	0	0	0	.000	1	0	0-0	4	1	0	1.000	
Others																					16	43	10	.855	
Totals	.280	-	1430	331	401	68	9	56	133	306	655	.458	253	58	347	24	.404	20	9	63-76	1117	385	45	.971	
Opponents	.280	-	1459	249	408	67	5	40	112	230	605	.415	182	50	355	40	.375	16	17	52-71	1086	359	37	.975	

LOB - Team (351), Opp (347). DPs turned - Team (41), Opp (24). CI - Team (0), Opp (0). IBB - Team (6): STROSNIIDER, Sawyer (3); GARGETT, Kyuss (1); DALLIMORE, Brady (1); CRAMER, Cole (1). Picked off - Team (5): BRUNSON, Chase (2); STROSNIIDER, Sawyer (1); LIDDINGTON, Rob (1); CRAMER, Cole (1).

PLAYER	ERA	W-L	APP	GS	CG	SHO	SV	IP	H	R	ER	BB	K	WHIP	2B	3B	HR	AVG	WP	HP	BK	SFA	SHA		
JAMES, Zack	2.36	6-0	12	5	0	1	0	49.2	41	13	13	13	39	1.09	4	0	3	.229	0	6	0	1	1		
LAPOUR, Tommy	3.00	0-0	2	1	0	0	0	6.0	6	2	2	3	6	1.50	0	0	2	.240	0	1	0	0	0		
DAVIS, Lance	4.82	3-3	11	11	0	2	0	56.0	57	33	30	12	37	1.23	7	2	6	.263	1	7	1	1	1		
NELSON, Cade	5.27	1-0	11	4	0	0	0	27.1	25	17	16	10	23	1.28	6	0	2	.243	0	4	0	2	0		
BAUMLER, Trevor	6.69	2-3	13	6	0	0	0	36.1	46	28	27	15	26	1.68	11	0	3	.311	4	6	1	2	0		
BRASSFIELD, Mason	6.87	3-3	11	8	0	0	0	38.0	51	33	29	22	54	1.92	6	1	5	.317	4	5	0	1	3		
FRANCO, Noah	7.50	2-0	11	1	0	0	1	12.0	13	11	10	8	17	1.75	2	1	1	.277	5	4	0	1	1		
JOHNSON, Nolan	7.71	0-2	10	4	0	0	0	16.1	24	22	14	11	12	2.14	8	0	1	.329	2	2	0	1	3		
FERNSLER, Uli	10.80	1-0	4	4	0	0	0	8.1	13	11	10	6	5	2.28	1	0	4	.371	0	3	0	1	1		

SAGOUSPE, Tanner	1.61	3-2	15	0	0	0	3	28.0	20	6	5	8	34	1.00	2	0	2	.208	7	2	0	2	1		
STERN, Nate	3.00	2-0	16	0	0	1	1	24.0	22	8	8	17	31	1.63	5	0	1	.250	4	1	0	1	1		
QUINN, Walter	5.16	3-2	23	0	0	2	2	29.2	27	17	17	12	37	1.31	5	1	3	.245	2	4	0	3	3		
DURNIN, Kade	5.79	0-0	11	0	0	0	1	14.0	22	14	9	16	10	2.71	4	0	2	.367	3	1	0	0	2		
THOMAS, Ethan	7.43	2-0	6	0	0	0	0	13.1	16	12	11	9	17	1.88	1	0	3	.291	0	1	0	0	0		
BARRIENTES, Aiden	9.00	1-0	2	0	0	0	0	2.0	1	2	2	4	1	2.50	0	0	0	.167	1	0	0	0	0		
PHENOW, Tyler	11.70	0-0	13	0	0	0	0	10.0	20	13	13	7	6	2.70	4	0	2	.426	2	2	0	0	0		
EATON, Cole	27.00	0-0	3	0	0	0	0	2.1	4	7	7	9	0	5.57	1	0	0	.444	2	1	0	0	0		
Totals	5.33	29-15	44	0	3	8	373.1	408	249	221	182	355	1.58	67	5	40	.280	37	50	2	16	17			
Opponents	7.38	15-29	44	0	1	7	362.0	401	331	297	253	347	1.81	68	9	56	.280	40	58	3	20	9			

PB - Team(16): TRAEGER, Nolan (9); DALLIMORE, Brady (7), Opp (7). Pickoffs - Team(6): SAGOUSPE, Tanner (2); JAMES, Zack (1); NELSON, Cade (1); DAVIS, Lance (1); BAUMLER, Trevor (1), Opp (5). SBA/ATT - TRAEGER, Nolan (35-44); DALLIMORE, Brady (17-26); DAVIS, Lance (3-5); BRASSFIELD, Mason (2-2); FRANCO, Noah (2-2); STERN, Nate (1-1); BAUMLER, Trevor (1-3); QUINN, Walter (0-1).

TCU Baseball 2025 - 2026 Season

(As of Apr 26, 2026)

(Conference)

TCU Overall Statistics

Conference Record: 13 - 8

PLAYER	AVG	GP-GS	AB	R	H	2B	3B	HR	XB	RBI	TB	SLG	BB	HP	K	GDP	OB%	SF	SH	SB-ATT	PO	A	E	FLD%	
DALLIMORE, Brady	.362	16-14	58	16	21	6	1	4	11	15	41	.707	2	2	10	1	.403	0	0	0-0	87	11	2	.980	
BELL, Jack	.324	21-20	74	13	24	4	1	5	10	17	45	.608	9	1	22	1	.405	0	1	1-1	22	48	1	.986	
TRAEGER, Nolan	.298	16-14	57	9	17	2	0	3	5	9	28	.491	4	1	10	0	.355	0	0	0-0	93	12	1	.991	
CRAMER, Cole	.293	21-21	92	18	27	3	0	3	6	14	39	.424	6	2	19	4	.347	1	0	2-3	66	43	3	.973	
BRUNSON, Chase	.288	20-20	66	14	19	3	0	5	8	20	37	.561	14	8	15	1	.456	2	0	4-5	44	3	1	.979	
GRIFFIN, Colton	.262	18-16	61	8	16	2	0	1	3	8	21	.344	9	1	11	1	.366	0	2	5-5	33	1	0	1.000	
FRANCO, Noah	.259	15-13	54	10	14	2	0	3	5	8	25	.463	6	1	16	0	.344	0	0	1-1	0	0	0	.000	
STROSNIDER, Sawyer	.241	21-21	83	17	20	7	1	3	11	14	38	.458	15	1	15	0	.360	1	0	3-4	51	1	2	.963	
FRANCO, Lucas	.229	16-14	48	6	11	0	0	0	0	5	11	.229	9	1	13	2	.362	0	2	1-2	25	35	3	.952	
LIDDINGTON, Rob	.222	15-11	36	11	8	2	0	0	2	6	10	.278	5	0	9	1	.310	1	0	0-0	90	3	0	1.000	

HUTCHINSON, Lane	1.000	1-0	1	0	1	0	0	0	0	0	1	1.000	0	0	0	0	1.000	0	0	0-0	1	0	0	1.000	
EATON, Cole	.500	5-0	2	0	1	0	0	0	0	1	1	.500	0	0	1	0	.500	0	0	0-0	1	0	0	1.000	
GAMSTER, Preston	.324	12-9	34	6	11	3	0	3	6	9	23	.676	2	1	18	1	.378	0	0	1-2	13	17	0	1.000	
ARTHUR, Jack	.214	11-6	28	6	6	0	0	2	2	3	12	.429	2	2	8	0	.313	0	0	2-2	15	0	0	1.000	
GARGETT, Kyuss	.206	13-10	34	6	7	0	0	0	0	4	7	.206	8	1	8	0	.372	0	0	2-2	4	6	1	.909	
Others																					15	38	8	.869	
Totals	.279	-	728	140	203	34	3	32	69	133	339	.466	91	22	175	12	.374	5	5	22-27	557	201	18	.977	
Opponents	.290	-	718	118	208	29	3	18	50	108	297	.414	84	16	158	22	.372	10	10	22-33	544	190	16	.979	

LOB - Team (167), Opp (159). DPs turned - Team (22), Opp (12). CI - Team (0), Opp (0). IBB - Team (3): STROSNIDER, Sawyer (1); DALLIMORE, Brady (1); CRAMER, Cole (1). Picked off - Team (2): LIDDINGTON, Rob (1); CRAMER, Cole (1).

PLAYER	ERA	W-L	APP	GS	CG	SHO	SV	IP	H	R	ER	BB	K	WHIP	2B	3B	HR	AVG	WP	HP	BK	SFA	SHA
JAMES, Zack	1.88	3-0	7	5	0	1	0	38.1	30	8	8	9	24	1.02	1	0	2	.226	0	4	0	1	1
DAVIS, Lance	4.08	3-1	7	7	0	2	0	39.2	40	20	18	8	26	1.21	5	1	4	.261	0	2	0	1	1
BAUMLER, Trevor	7.16	2-3	7	5	0	0	0	27.2	39	22	22	11	20	1.81	8	0	3	.345	2	5	1	2	0
BRASSFIELD, Mason	7.36	1-2	6	4	0	0	0	22.0	31	22	18	13	30	2.00	2	1	4	.333	1	1	0	1	3

LAPOUR, Tommy	0.00	0-0	1	0	0	0	0	1.0	1	0	0	1	1	2.00	0	0	0	.250	0	0	0	0	0
SAGOUSPE, Tanner	0.69	0-1	8	0	0	0	3	13.0	12	2	1	3	14	1.15	0	0	0	.267	2	0	0	1	1
FRANCO, Noah	1.93	1-0	5	0	0	0	0	4.2	4	2	1	4	5	1.71	0	0	0	.235	1	1	0	1	0
STERN, Nate	3.97	2-0	8	0	0	1	0	11.1	9	5	5	10	13	1.68	4	0	0	.225	1	1	0	1	1
DURNIN, Kade	5.79	0-0	4	0	0	0	0	4.2	7	5	3	5	3	2.57	1	0	0	.350	1	1	0	0	1
NELSON, Cade	6.75	0-0	1	0	0	0	0	1.1	2	2	1	1	1	2.25	0	0	1	.333	0	0	0	1	0
QUINN, Walter	7.43	1-1	11	0	0	2	0	13.1	17	11	11	9	16	1.95	4	1	1	.304	0	1	0	0	1
PHENOW, Tyler	10.13	0-0	3	0	0	0	0	2.2	4	3	3	2	1	2.25	1	0	1	.400	1	0	0	0	0
THOMAS, Ethan	15.75	0-0	2	0	0	0	0	4.0	6	8	7	3	4	2.25	1	0	2	.316	0	0	0	0	0
JOHNSON, Nolan	21.60	0-0	2	0	0	0	0	1.2	4	4	4	0	0	2.40	2	0	0	.571	0	0	0	1	1
EATON, Cole	108.00	0-0	1	0	0	0	0	0.1	2	4	4	5	0	21.02	0	0	0	1.000	0	0	0	0	0
Totals	5.14	13-8	21	21	0	3	3	185.2	208	118	106	84	158	1.57	29	3	18	.290	9	16	1	10	10
Opponents	6.20	8-13	21	21	0	1	3	181.1	203	140	125	91	175	1.62	34	3	32	.279	16	22	0	5	5

PB - Team(6): TRAEGER, Nolan (4); DALLIMORE, Brady (2), Opp (3). Pickoffs - Team(4): JAMES, Zack (1); SAGOUSPE, Tanner (1); DAVIS, Lance (1); BAUMLER, Trevor (1), Opp (2). SBA/ATT - TRAEGER, Nolan (12-17); DALLIMORE, Brady (10-15); BRASSFIELD, Mason (2-2); DAVIS, Lance (1-2); BAUMLER, Trevor (1-3).