



HORNED FROGS BASKETBALL

SCHEDULE/RESULTS

Date	Opponent	AP Rank TCU/Opp	TV	Time/Result
OCTOBER				
Sun. 19	at Tarleton (Exh.)	-/-	ESPN+	W, 88-54
NOVEMBER				
Mon. 3	New Orleans	-/-	ESPN+	L, 78-74
Thur. 6	Saint Francis	-/-	TNT	W, 104-63
Mon. 10	Lamar	-/-	ESPN+	W, 78-65
Fri. 14	Michigan	-/6	ESPN2	L, 67-63
Wed. 19	Kansas City	-/-	ESPN+	W, 81-45
Thur. 27	vs. Florida [^]	-/10	FS1	W, 84-80
Fri. 28	vs. Wisconsin [^]	-/-	FOX	W, 74-63
DECEMBER				
Fri. 5	Notre Dame	RV/-	ESPN+	L, 87-85 (OT)
Sun. 7	at North Texas &	RV/-	ESPN+	W, 65-55
Mon. 15	Incarnate Word	-/-	ESPN+	W, 69-65
Thur. 18	Oral Roberts	-/-	ESPN+	W, 72-53
Sun. 21	Florida A&M	-/-	ESPN+	W, 80-56
Mon. 29	Jackson State	-/-	ESPN+	W, 115-64
JANUARY				
Sat. 3	Baylor*	-/-	TNT	W, 69-63
Tue. 6	at Kansas*	RV/22	ESPN	L, 104-100 (OT)
Sat. 10	Arizona*	RV/1	ESPN	L, 87-73
Wed. 14	at BYU*	-/11	ESPN2	L, 76-70
Sat. 17	at Utah*	-/-	TNT	L, 82-79
Tue. 20	Oklahoma State*	-/-	ESPN+	W, 68-65
Sat. 24	at Baylor*	-/-	ESPN	W, 97-90
Wed. 28	Houston*	-/10	ESPN2	L, 79-70
FEBRUARY				
Sun. 1	at Colorado*	-/-	TNT	L, 87-61
Sat. 7	Kansas State*	-/-	TNT	1 p.m.
Tue. 10	Iowa State*	-/-	FS1	8 p.m.
Sat. 14	at Oklahoma State*	-/-	ESPN2	11 a.m.
Tue. 17	at UCF*	-/-	ESPN+	6 p.m.
Sat. 21	West Virginia*	-/-	Peacock	4 p.m.
Tue. 24	Arizona State*	-/-	CBSSN	8 p.m.
Sat. 28	at Kansas State*	-/-	ESPN2	5:30 p.m.
MARCH				
Tue. 3	at Texas Tech*	-/-	FS1	6 p.m.
Sat. 7	Cincinnati*	-/-	TNT	1 p.m.

ALL TIMES CENTRAL

* - Big 12 Conference game

[^] - Rady Children's Invitational (San Diego, Calif.)

& - US LBM Coast-to-Coast Challenge at Dickies Arena

FOLLOW TCU BASKETBALL

www.GoFrogs.com

f /TCUBasketball

X @TCUBasketball

TCUMBB

FACT BOOK



TCU ATHLETIC COMMUNICATIONS

MBB Contact: Steven Schoon // E: s.schoon@tcu.edu
O: 817-257-5299 // C: 620-218-1693

Address: Athletic Communications Office
TCU Box 297600 // Fort Worth, Texas, 76129

FEB. 7 | SCHOLLMAIER ARENA (6,800) | FORT WORTH, TEXAS | 1 PM



TCU Horned Frogs (13-9, 3-6 Big 12)

HC: Jamie Dixon (TCU '87) ■ At TCU: 189-135 (10th) ■ Career: 517-258 (23rd)



VS. KANSAS STATE Wildcats (10-12, 1-9 Big 12)

HC: Jerome Tang (Charter Oak State '07) ■ At School: 71-54 (4th) ■ Career: 73-52 (5th)

PROBABLE STARTERS

Po.	No.	Name	Hgt.	Wt.	Yr.	Ppg	Rpg	Apq	Hometown
G	2	Brock Harding	6-0	160	Jr.	8.6	2.9	6.1	Moline, Ill.
G	1	Jayden Pierre	6-3	200	Sr.	10.5	2.2	2.7	Elizabeth, N.J.
G	3	Liutauras Lelevicius	6-7	225	Jr.	8.0	3.1	0.7	Kaunas, Lithuania
F	15	David Punch	6-7	246	So.	14.3	7.2	2.3*	Harker Heights, Texas
C	24	Xavier Edmonds	6-8	245	Jr.	12.0	5.6	1.0	Long Beach, Calif.

* blocks per game

GAME INFORMATION

Broadcast: TNT

Play-By-Play: Spero Dedes

Analyst: Greg Anthony

Sideline: Jared Greenberg

Series: Kansas State leads 21-14

In Fort Worth: KSU leads 8-5

In Manhattan: KSU leads 9-6

Neutral: KSU leads 4-3

First Meeting:

KSU won 75-17 (12/11/47) in Manhattan

Last Meeting:

TCU won 63-62 (1/4/25) in Fort Worth

Winning Streak: TCU W3

Dixon vs. KSU: 11-11

RANKINGS

TCU

AP: NR

Coaches: NR

KenPom: 53

NET: 53

NET SOS: 36

KSU

AP: NR

Coaches: NR

KenPom: 92

NET: 93

NET SOS: 20

NOTES

- TCU will host Kansas State on Saturday at 1 p.m. on TNT as well as TruTV and HBO Max.
- TCU will recognize the 40th anniversary of the 1986 Southwest Conference Championship at halftime.
- The game will also be a white out, as fans are encouraged to wear white, and a retro game to showcase 1986.
- The Horned Frogs will wear uniforms with the same design worn in 1986 with the words Texas Christian.
- TCU is 9-5 at home this season.
- Of TCU's nine losses, six were by six points or less.
- According to ESPN's Power Index, TCU has the easiest remaining schedule among Big 12 teams.
- Sophomore David Punch leads the team in points (14.3) and rebounds (7.2).
- Punch is the only player averaging at least 14 points, 7.0 rebounds, 1.0 assist, 1.0 steal and 2.0 blocks.
- Punch's 2.2 blocks per game ranks second in the Big 12 and 19th nationally.
- Punch ranks 11th in the Big 12 with 7.2 rebounds per game.
- Liutauras Lelevicius is TCU's top 3-point shooter at 40.8 percent. He is shooting 53.6 percent in Big 12 play.
- Brock Harding ranks fourth in the Big 12 and 21st nationally with 6.1 assists per game.
- Harding has had five or more assists in all but one (at CU) Big 12 game.
- Harding has had five or more assists in 16 games this season, which is tied for most in the Big 12 (Fulks, UCF).
- Harding ranks eighth in the Big 12 with 1.8 steals per game.
- Harding is one of three players in the Big 12 averaging at least 8.0 points, 6.0 assists and 1.0 steal.
- Xavier Edmonds has recorded four-straight double-doubles, the first TCU player since 2017 to do so.
- Edmonds is averaging 18.0 points and 10.5 rebounds in the last four games.
- Edmonds ranks sixth in the Big 12 with 54.2 percent shooting in conference games.
- Tanner Toolson is leading the Big 12 in free throw percentage in Big 12 play at 92.0 percent.
- Toolson is 62 points away from 1,000 for his career.
- TCU ranks 29th nationally in KenPom's defensive efficiency rating at 99.2
- TCU ranks third in the Big 12 with 14.0 turnovers forced per game.
- TCU ranks third in the Big 12 in turnover margin at +2.8.
- TCU has had less than 10 turnovers in a game seven times this season.
- TCU ranks sixth in the Big 12 with 7.3 steals per game.
- TCU ranks fourth in the Big 12 and 33rd nationally with 15.1 fastbreak points per game.
- TCU ranks second in the Big 12 and 19th nationally with 5.0 blocks per game.
- It is Jamie Dixon's 10th season with the Horned Frogs. His 517 career wins ranks 20th among active coaches.
- Under Jamie Dixon in Schollmaier Arena, TCU is 125-46 overall and 48-37 in Big 12 games.
- Dixon was inducted into the Southwest Conference Hall of Fame in August.
- Dixon is one of just 11 active head coaches who have made at least 15 appearances in the NCAA Tournament.

SERIES HISTORY

- Kansas State leads 21-14 overall and 8-5 in Fort Worth.
- TCU has won five of the past seven meetings, including three straight.
- The Frogs have won the past two in Fort Worth. In last season's meeting, a Noah Reynolds layup with 12.8 seconds remaining gave TCU a 63-62 win on Jan. 4.

LAST TIME OUT

- TCU lost at Colorado, 87-61, on Sunday. The Frogs shot a season-low 33.3 percent for their fewest points of the year.
- Xavier Edmonds led TCU with 13 points and 12 rebounds for his fourth-straight double-double.

UP NEXT

- TCU will host No. 7 Iowa State on Tuesday at 8 p.m. on FS1.

NUMERICAL ROSTER

No.	Name	Pos.	Ht.	Wt.	Yrs.	Hometown (High School) / Previous School
00	Jace Posey	G	6-5	222	So.	Houston, Texas (Strake Jesuit College Prep)
1	Jayden Pierre	G	6-0	177	Sr.	Elizabeth, N.J. (Long Island Lutheran HS) / Providence
2	Brock Harding	G	6-0	160	Jr.	Moline, Ill. (Moline HS) / Iowa
3	Liutauras Lelevicius	G	6-7	225	Jr.	Kaunas, Lithuania / Oregon State
5	Micah Robinson	F	6-6	232	So.	Kansas City, Mo. (Oak Hill Academy - Va.)
6	Ashton Simmons	G	6-3	196	R-Fr.	Beaumont, Texas (West Brook HS)
7	Kayden Edwards	G	6-2	168	Fr.	Fort Worth, Texas (Duncanville HS)
8	RJ Jones	G	6-2	189	So.	Denton, Texas (Wasatch Academy - Utah)/Kansas State
15	David Punch	F	6-7	246	So.	Harker Heights, Texas (Harker Heights HS)
22	Adam Stewart	C	6-11	235	So.	Waller, Texas (Salt Lake Academy - Utah)
23	Vianney Salatchoum	C	6-10	223	Sr.	Yaounde, Cameroon / Panola CC / FIU
24	Xavier Edmonds	F	6-8	245	Jr.	Long Beach, Calif. (Bishop Montgomery HS) / Salt Lake CC
30	Drew McElroy	G	6-2	176	Jr.	Dallas, Texas (Highland Park HS)
32	Malick Diallo	C	6-9	238	So.	Bamako, Mali (Wasatch Academy - Utah)
33	Trey Stuart	G	6-2	172	Sr.	Weatherford, Texas / Brock HS
55	Tanner Toolson	G	6-5	199	Jr.	Vancouver, Wash. (Union HS) / BYU / Utah Valley

COACHES & STAFF

Staff Position	Name	Graduated From	Year at TCU
Head Coach:	Jamie Dixon	TCU, '87	10th season at TCU
Associate Head Coach:	Tony Benford	Texas Tech, '86	Seventh season at TCU
Assistant Coach:	Duane Broussard	Bradley, '93	Seventh season at TCU
Assistant Coach:	Jamie McNeilly	New Orleans, '07	Fifth season at TCU
Assistant AD, Men's Basketball Operations:	Thomas Montigel	TCU, '14	12th season at TCU
Assistant Coach/Player Development:	Corey Santee	TCU, '06	Ninth season at TCU
Assistant Coach/Scouting and Analytics:	Michael Rice	Franklin and Marshal, '20	Sixth season at TCU
Associate Director of Sports Medicine:	Matt Herrill	Kansas, '03	10th season at TCU
Associate Director - Human Performance:	Garry Christopher	Baylor, '08	Fourth season at TCU

PRONUNCIATION GUIDE

Players	Pronunciation
Xavier Edmonds	ex-ave-yur
Drew McElroy	mac-ul-roy (like the golfer)
Malick Diallo	mu-leek de-aah-low
Liutauras Lelevicius	lih-TAO-ris Le-LEH-vich-us
Jace Posey	poe-zee
Vianney Salatchoum	Vee-on-ee Suh-lotch-um

FROGS BY MAJOR


Biology Adam Stewart	General Studies Liutauras Lelevicius Jayden Pierre Vianney Salatchoum Tanner Toolson
Business Malick Diallo	Undeclared Kayden Edwards David Punch Ashton Simmons
Communication Studies Xavier Edmonds Brock Harding Jace Posey Micah Robinson	Youth Advocacy RJ Jones
Finance - Real Estate Drew McElroy Trey Stuart	



JACE POSEY
So. | G | 6-5 | 222
Houston, Texas



JAYDEN PIERRE
Sr. | G | 6-0 | 177
Elizabeth, N.J.



BROCK HARDING
Jr. | G | 6-0 | 160
Moline, Ill.



LIUTAUROS LELEVICIUS
Jr. | G | 6-7 | 225
Kaunas, Lithuania



MICAH ROBINSON
So. | F | 6-6 | 232
Kansas City, Mo.



ASHTON SIMMONS
R-Fr. | G | 6-3 | 196
Beaumont, Texas



KAYDEN EDWARDS
Fr. | G | 6-2 | 168
Fort Worth, Texas



RJ JONES
So. | G | 6-2 | 189
Denton, Texas



DAVID PUNCH
So. | F | 6-7 | 246
Harker Heights, Texas



ADAM STEWART
So. | C | 6-11 | 235
Waller, Texas




VIANNEY SALATCHOUM
Sr. | C | 6-10 | 223
Yaounde, Cameroon



XAVIER EDMONDS
Jr. | F | 6-8 | 245
Long Beach, Calif.



DREW MCELROY
Jr. | G | 6-2 | 176
Dallas, Texas



MALICK DIALLO
So. | C | 6-9 | 238
Bamako, Mali



TREY STUART
Sr. | G | 6-2 | 172
Weatherford, Texas



TANNER TOOLSON
Jr. | G | 6-5 | 199
Vancouver, Wash.



JAMIE DIXON
Head Coach



TONY BENFORD
Associate Head Coach



DUANE BROUSSARD
Assistant Coach



JAMIE MCNEILLY
Assistant Coach



THOMAS MONTIGEL
Assistant AD, Operations



COREY SANTEE
Assistant Coach/Player Dev.



MICHAEL RICE
Assistant Coach/Scouting and Analytics



SYDNEY DAVIS
Graduate Assistant



CHRIS PARKER
Graduate Assistant



JACOB POFSKY
Graduate Assistant



GARRY CHRISTOPHER
Assoc. Head Coach for Human Performance



MATT HERRILL
Associate Director of Sports Medicine

NOTES

ABOUT THE OPPONENT

- Kansas State is 10-12 overall and 1-8 in the Big 12 and has lost its last three games, most recently to Iowa State, 95-61, on Saturday.
- The Wildcats are led by guard PJ Haggerty who ranks second in the Big 12 and fourth in the country with 23.0 points per game. The Crosby, Texas native began his career at TCU and played six games in the 2022-23 season.
- KSU makes an average of 10.1 3-pointers per game, which ranks second in the Big 12 and make 36.9 percent of them, which ranks fourth.

1986 SWC CHAMPIONSHIP ANNIVERSARY

TCU will recognize the 1985-86 Southwest Conference champions at halftime.

- Team members include Norman Anderson, Jamie Dixon, Greg Grissom, Carven Holcombe, Rod Jacques, Carl Lott, Matt Minnis, Tom Mortimer, Tony Papa, Randy Parker, Roger Presswood, Larry Richard, Bryan Stinchcomb and Mike Washington.
- Under head coach Jim Killingsworth, the Horned Frogs went 22-9 overall and 12-4 in the SWC. Helping along the way to the title was Dixon's halfcourt shot to beat Texas at the buzzer, 55-54. Lott led the team that season with 15.8 points per game while Holcombe averaged 12.7 points.

FOUR-STRAIGHT DOUBLE-DOUBLES

- Xavier Edmonds recorded four-straight double-doubles in games vs. Oklahoma State (18/10), at Baylor (23/10), Houston (18/10) and at Colorado (13/12). He is the first Horned Frog with four-straight double-doubles since Kenrich Williams did so in Big 12 play from Feb. 25-March 8, 2017.
- The last TCU player to record five-straight double-doubles was Williams from March 15-March 30, 2017. It was the five games of the 2017 NIT, which led the Frogs to the championship.
- No TCU player has had five consecutive double-doubles in Big 12 play.

EDMONDS NAMED TO BIG 12 STARTING FIVE

- Following consecutive double-double performances, Xavier Edmonds was named to the Big 12 Starting Five on Jan. 26.
- Edmonds averaged 20.5 points, 10.0 rebounds and shot 60 percent from the field.
 - Edmonds recorded 18 points on 9-of-14 shooting, 10 rebounds and three blocks in a 68-65 win over Oklahoma State on Jan. 20. He then finished with a career-high 23 points on 6-of-11 shooting and 10 rebounds in a 97-90 win at Baylor. The 10 rebounds were also a career high.

DOUBLE-DOUBLE X2

- Xavier Edmonds (18 points and 10 rebounds) and Davd Punch (22 points and 10 rebounds) finished with double-doubles in TCU's 68-65 win over Oklahoma State.
- It was the first time two TCU players recorded double-doubles in the same game since Damien Baugh (13 points and 11 assists) and Emanuel Miller (18 points and 10 rebounds) faced Grambling on Dec. 21, 2021.
 - It was the sixth time a TCU duo had a double-double in a Big 12 game and the first time since Kouat Noi (20 point and 13 rebounds) and Alex Robinson (12 points and 10 assists) against Iowa State on Feb. 23, 2019.

COACHES VS. CANCER

- TCU joined coaches all over the country in participation of Coaches vs. Cancer's Suits and Sneakers Week, an annual collaboration between the American Cancer Society and the National Association of Basketball Coaches.
- In the game vs. Houston on Jan. 28 and at Colorado on Feb. 1, TCU coaches and staff wore shoes painted by patients at Cook Children's Medical Center in Fort Worth.

PLAYERS ERA CHAMPIONSHIP IN 2026

- TCU will be one of the eight Big 12 participants to play in the expanded 2026 Players Era Men's Championship Field, which will once again be played in Las Vegas, Nev.
- Players Era and the Big 12 previously announced a first-of-its-kind partnership that guarantees the Big 12, perennially one of the top men's basketball conferences in the country, with eight teams in the Players Era Men's Championship.
 - TCU, Kansas State, Texas Tech and West Virginia join existing Big 12 participants Baylor, Houston, Kansas and Iowa State in next year's expanded tournament field.

IN IT BUT DIDN'T FINISH IT

In eight of TCU's losses this season, the Frogs has had a chance

to win it down the stretch but fell short.

- Nov. 3: 78-74 vs. New Orleans - TCU trailed 74-72 with 33 seconds left and had possession of the ball.
- Nov. 14: 67-63 vs. No. 6 Michigan - TCU led for 27:42. It was tied with 6:24 to play. It was a two-point game with 58 seconds remaining.
- Dec. 5: 87-85 (OT) vs. Notre Dame - TCU led by as many as 11 in the first half and led by two with nine seconds remaining.
- Jan. 6: 104-100 (OT) at No. 22 Kansas - TCU led for 31:46. TCU led by as many as 16 in the second half with 11:32 remaining. The Frogs led by 15 at 4:38, nine at 1:14, five at 12 seconds and three at five seconds.
- Jan. 10: 86-73 vs. No. 1 Arizona - It was a seven-point game with 6:56 to play.
- Jan. 14: 76-70 at No. 11 BYU - TCU led for 21:05. The Frogs led by as many as nine early in the second half. It was tied with four minutes to play.
- Jan. 17: 82-79 at Utah - TCU tied it three times in the second half and trailed by three with the ball and eight seconds remaining.
- Jan. 28: 79-70 vs. Houston - TCU trailed by two points with 8:59 remaining.

FROG BREAK

- For the past three seasons, TCU has emphasized playing fast.
- This season, TCU ranks fourth in the Big 12 and 33rd nationally with 15.1 fastbreak points per game.
 - Over a three-year average (2022-25) TCU ranked first nationally in fastbreak points per game (15.6) and percentage of points in transition (21%).
 - TCU led the nation in fastbreak scoring in two of the previous three seasons. The Frogs averaged 17.8 fastbreak points per game in the 2023-24 season and 17.5 per game in the 2022-23 season.

KISS A FROG

Two Horned Frogs recently got engaged to be married. Tanner Toolson proposed over the winter break and is engaged to Lauren Roberts. Liutauras Lelevicius got engaged to Vaiva Stankeviciute in August.

FROM THE 115-64 WIN OVER JACKSON STATE

- TCU's 115 points were the most since scoring 120 against Grambling on Jan. 25, 2001.
- TCU's 37 assists tied for the sixth most all time and were the most since dishing out 38 against Arkansas Pine-Bluff on Dec. 30, 2000.
- TCU's 51-point margin of victory was its most since a 53-point win over Mississippi Valley State (106-53) on Nov. 24, 2014.
- TCU shot 65.2 percent from the field, the most since shooting 68.4 percent against Oklahoma State on Feb. 18, 2023. It was the second-best percentage under Dixon.
- TCU was 12-of-12 from the free throw line. It was the first time since going 18-of-18 at Iowa State on Feb. 27, 2021 that the Frogs shot 100 percent from the line with at least 10 attempts. It was the seventh time since the 2007-08 season that TCU shot 100 percent from the free throw line regardless of the number of attempts.

ALL FIVE STARTERS MADE A THREE

- When TCU made 12 3-pointers against Notre Dame on Dec. 5, it came from seven of the nine Frogs that played, including the starting five of Brock Harding (2), Xavier Edmonds (1), Liutauras Lelevicius (1), Jayden Pierre (4) and David Punch (1).
- It was the first time all five starters made a three since 2017. On Nov. 15, 2017, TCU got 3-pointers from Desmond Bane, Vladimir Brodziansky, JD Miller, Alex Robinson and Kenrich Williams in a game against South Dakota.
 - It was the second time this season TCU had seven players make a three (Saint Francis).

TOP 25 VOTES

- TCU received votes in the AP Top 25 in back-to-back weeks, on Dec. 1 and Dec. 8 and again on Jan. 5 with two votes.
- The last time TCU appeared in the top 25 was Jan. 29, 2024 when the Frogs were 25th.

RADY CHILDREN'S INVITATIONAL CHAMPIONS

- TCU won the Rady Children's Invitational on Nov. 28 with a 74-63 win over Wisconsin. The Frogs opened the four-team event in San Diego, Calif., with an 84-80 win over No. 10 Florida.
- The win over Florida was the 11th top 10 win under Jamie Dixon and the 18th in program history. It was the first

QUICK FACTS

School:	TCU
Location	Fort Worth, Texas
Population	1,015,045
Elevation	612 feet
Founded	1873
Enrollment	12,980
Colors	Purple and White
Nickname	Horned Frogs, Frogs
Home Facility	Ed and Rae Schollmaier Arena (6,800)
Conference	Big 12 Conference
Affiliation	NCAA Division I
Chancellor	Daniel W. Pullin
Director of Intercollegiate Athletics	Mike Buddie
Faculty Rep.	Erik Simanek
Ticket Office Phone	(817) 257-FROG (3764)
Athletics Website	GoFrogs.com

HISTORY

First Season	1908-09
Record All-Time	1,349-1,501 (.472)
NCAA Tournament Appearances / Last	11 / 2024
Record in NCAA Championship	7-11 (.389)
NIT Appearances / Last	8 / 2019
Record in NIT	17-7 (.708)

2024-25 SEASON RECAP

Record (H / A / N)	16-16 (14-3 / 2-9 / 0-4)
Conference Record / Finish	9-11 / T-9th Big 12
Postseason	None
Final AP/USA Today Ranking	NR/NR

COACHING STAFF

Head Coach	Jamie Dixon
Alma Mater	TCU, '87
Record at TCU	189-135 (.593) / 10th Season
Career Record	517-258 (.677) / 23rd Season
Assistant Head Coach	
	Tony Benford, Texas Tech, '86 / Seventh Season
Assistant Coach	
	Duane Broussard, Bradley, '93 / Seventh Season
	Jamie McNeilly, New Orleans, '07 / Fifth Season
Assistant Coach/Player Development	
	Corey Santee, TCU, '05 / Ninth Season
Assistant Coach/Scouting and Analytics	
	Michael Rice, Franklin and Marshall, '20 / Sixth Season
Assistant Athletics Director, Men's Basketball Operations	
	Thomas Montigel, TCU, '14 / 12th Season

2025-26 TEAM INFO

Players Returning/Lost	9/8
Starters Returning/Lost *started at least 15 games	1/5
Newcomers	7

ATHLETICS COMMUNICATIONS

Men's Basketball Contact	Steven Schoon
Office Phone Number	(817) 257-5299
Cell Phone Number	(620) 218-1693
Office Fax Number	(817) 257-7964
Email Address	s.schoon@tcu.edu
Mailing Address	TCU Box 297600
	Fort Worth, TX 76129
Official Athletics Web Site	www.GoFrogs.com

nonconference win over a top 10 team since beating No. 6 Oklahoma, 95-82, on Dec. 27, 1986.

- It was the first road or neutral site top 10 win since beating No. 1 Kansas in the 2017 Phillips 66 Big 12 Championship. It was also the highest ranked road or neutral site game since then.
- TCU knocked off the defending champions for the first time since 2023 when it defeated Kansas after coming off the 2022 national title.
- Brock Harding was named to the All-Tournament Team and earned MVP honors. He averaged 17.5 points, 4.0 rebounds, 8.5 assists and 3.0 steals.
- David Punch was named to the All-Tournament Team. He averaged 18.0 points, 9.0 rebounds, 2.0 assists and 2.5 blocks.
- Since Jamie Dixon became the head coach at TCU in spring of 2016, the Frogs have won six of their nine mid-season tournaments and are 17-5 in those games.

HARDING EARNS BIG 12 RECOGNITION

- Brock Harding earned a spot on the Big 12 Starting Five on Dec. 1, days after earning All-Tournament Team and MVP honors at the Rady Children's Invitational.
- Harding averaged 17.5 points, 4.0 rebounds, 8.5 assists and 3.0 steals. He recorded a double-double in the win over No. 10 Florida with a season-high 19 points and tied a career high with 12 assists. Against Wisconsin, Harding had 16 points, four rebounds and four assists.

DEFENSE DOMINATES

- In TCU's 81-45 win over Kansas City on Nov. 19, the Roos were held to 23.2 percent shooting from the field. It was the lowest percentage by a TCU opponent since Jan. 17, 2015, when Texas Tech shot 22.9 percent. It is also the second lowest since at least the 1996-97 season.
- Kansas City's 45 points scored was the fewest by a TCU opponent since Texas A&M Commerce scored 42 on Jan. 1, 2024.
- Kansas City scored 17 points in the second half, the fewest points by a TCU opponent in a half since Mississippi State scored 20 in the first half on Dec. 18, 2022.

SIZE ISN'T EVERYTHING

- According to KenPom, TCU ranks 328th in average height. Based on that ranking, the Frogs are the second shortest among teams from power conferences. Seton Hall out of the Big East is 334th overall.
- The five tallest teams on TCU's schedule are Arizona (7th), Wisconsin (9th), Arizona State (11th), Kansas (17th), Florida (25th).

MISSING MALICK

- It was announced on Nov. 4 that sophomore center Malick Diallo will have season-ending surgery to repair a torn ACL in his left knee. Diallo went down in the first half of TCU's season-opener vs. New Orleans.

STRENGTH OF SCHEDULE

- With Michigan (Big Ten) and Notre Dame (ACC) on the schedule, the Horned Frogs are one of eight Power 5 Conference teams that hosted multiple Power 5 Conference teams in nonconference play. The other seven are Alabama, BYU, Duke, Illinois, Pittsburg, Kentucky and Wake Forest.
- TCU last hosted two Power 5 Conference teams in nonconference play in 2026-17, Jamie Dixon's first season. The Frogs hosted Washington on Nov. 30 and Auburn on Jan. 28 in the Big 12/SEC Challenge.
- When No. 6 Michigan visited TCU, it was the highest-ranked nonconference opponent in Fort Worth since No. 1 Kansas visited TCU on Dec. 1, 2003.
- The schedule consisted of consecutive games against Florida, Wisconsin and Notre Dame. It was the first time the Frogs played three consecutive games vs. nonconference power conference opponents since 2011 when TCU played Texas Tech, Nebraska and USC.
- TCU played No. 6 Michigan on Nov. 14 and No. 10 Florida on Nov. 27. It was the first time in program history that TCU played two top 10 teams in the month of November.

RETURNERS

- TCU returns six "scholarship" players from last season, the second most in the Big 12. Only four of those six saw minutes as RJ Jones and Ashton Simmons took a redshirt year. Houston

returns nine players, including seven that logged minutes.

- TCU's returners that played last season are Malick Diallo (2.2 ppg, 2.7 rpg), Jace Posey (4.3 ppg, 2.3 rpg), David Punch (6.4 ppg, 4.4 rpg) and Micah Robinson (5.3 ppg, 1.8 rpg). Diallo, Punch and Robinson were true freshmen last season, while Posey was a redshirt freshman.
- When talking about players that were a part of the program last season, that returning number is nine.

BUT WE'RE ALSO YOUNG

- TCU brought in one true freshman in Kayden Edwards along with six transfers. Of those six transfers, four will have eligibility remaining after this season. Providence transfer Jayden Pierre, FIU transfer Vianny Salatchoum and Trey Stuart are the only players with no more eligibility remaining after this season.

STAFF CONTINUITY

- Jamie Dixon has had the same five assistant coaches on his staff for the last five seasons. No other program in the nation has had the same head coach and five assistant coaches for a longer period of time.
- On Dixon's staff are Associate Head Coach Tony Benford and Assistant Coach Duane Broussard who are in their seventh season under Dixon. Assistant Coach/Player Development Corey Santee is in his ninth season overall under Dixon after starting as a graduate assistant and then as a special assistant. Assistant Coach/Scouting and Analytics is in his sixth season after starting as a graduate assistant. Assistant Coach Jamie McNeilly is in his fifth season.

WINNING AT HOME UNDER DIXON

- Under Jamie Dixon in Schollmaier Arena, TCU is 125-46 overall and 48-37 in Big 12 games.
- TCU went 14-3 at home last season. It was the most victories at home since going 14-4 during the 2019-20 season.
- The three losses at home last season were the fewest losses in Schollmaier Arena since going 15-3 in the 2017-18 season.
- Under Dixon, TCU is 111-20 against nonconference teams overall and 76-8 against nonconference opponents at Schollmaier Arena. The eight losses were to Notre Dame (12/5/25), Michigan (11/15/25), New Orleans (11/3/25), Northwestern State (11/14/22), Providence 12/9/20, Xavier (12/22/19), Lipscomb 11/20/19 and Auburn (1/28/17).
- TCU won 89 home games in the first seven years under Dixon, the most wins at home in a seven-year period. Billy Tubbs is second on that list with 88.
- The Frogs won eight straight Big 12 home games until a loss to No. 14 Kansas on Feb. 11, 2019, which was the most for TCU in a conference since the 1996-97, 1997-98 and 1998-99 seasons when the Frogs won nine straight in the Western Athletic Conference.

OUTREBOUNDING LEADS TO WINS

- Always a focus for a Jamie Dixon coached team is rebounding. The goal every game is to rebound the opponent by 10. Here is a breakdown of win/loss records when TCU and/or Jamie Dixon-led teams rebound their opponent.
- Dixon's teams have had the rebounding edge in 415 of his 516 wins.
- The one loss when outrebounding the opponent this season was at Kansas.
- Under Dixon, TCU is 119-3 when outrebounding and outshooting its opponent from the field.

TCU this season	11-1
TCU under Dixon	151-45
TCU since the 2015-16 season	160-45
Jamie Dixon coached teams (Pitt/TCU)	415-94

DIXON KEEPS CLIMBING

Jamie Dixon has the second-most wins by a TCU head coach.

1. Buster Brannon	204-259	1948-1967
2. Jamie Dixon	189-135	2016-present
3. Billy Tubbs	156-95	1994-2002

MEDIA INFORMATION

GOFROGS.COM

All TCU basketball information is available online at the official website of TCU Athletics, GoFrogs.com. All statistical information, along with an archive of the entire season's game stories, game notes and press releases, can be found there.

INTERVIEW REQUESTS

Interviews with TCU basketball student-athletes and coaches must be scheduled directly through the TCU Athletics Communications Office by contacting Steven Schoon. Requests must be made at least 24 hours in advance. While telephone interviews with local media members are permissible, in-person interviews with student-athletes and coaches are recommended and encouraged. All practices are generally closed unless otherwise specified. TV crews and photographers are only permitted to shoot practice after receiving permission from the communications office.

MEDIA WILL CALL

All media passes available for pickup on game day will be left at media will call, located in the main tunnel of Ed and Rae Schollmaier Arena.

MEDIA CREDENTIAL REQUESTS

All credential requests for home TCU basketball games will only be accepted through an online system. Please visit the site, located on the men's basketball page of GoFrogs.com for complete instructions on submitting the application form. Requests should be received no later than noon, two days prior to the game.

GAME DAY SERVICES

The TCU Athletics Communications Office will provide rosters of both teams, game notes and statistics to accredited media members for each home contest inside the media room on the lower level of Schollmaier Arena. Complete statistics and game books will be available following each game. Media wishing to file stories after the game may do so in the press conference/media room, while food and drinks will be available for working media members prior to each home game in the same location.

RADIO BROADCASTS

The visitor's radio location is on the second row of section 217. The Horned Frogs Sports Network is located on front row of section 217.

PHOTOGRAPHERS

As prescribed in NCAA and Big 12 Conference guidelines, working photographers will be limited to the court baseline areas for game-time shooting. No photographers will be allowed to shoot courtside from in front of the scorers table. Additionally, tripods will not be allowed at courtside or along the end lines. Upper level photo/video shooting is permitted but must not be in the way of fans. Photographers who wish to cover TCU home games must apply for credentials.

TCU ON THE RADIO

TCU men's basketball games are broadcast live on the radio in the DFW Metroplex on Talk Radio 1190 AM KFXR as well as the Varsity, TuneIn and Riff Ram apps. Brian Estridge will serve as the primary play-by-play announcer, while he will be joined by Matt Carlino. Broadcasts will also be available online at GoFrogs.com.

POSTGAME INTERVIEWS

TCU head coach Jamie Dixon and requested student-athletes will be available for interviews in the media area, located on the lower level of Schollmaier Arena, following a brief cooling off period. If requested, opposing coaches and student-athletes can be available to the media in the media area prior to TCU's arrival. To request specific players to attend the postgame press conference, contact Steven Schoon during the second half of the game in person or in a text to (620) 218-1693. The TCU locker room is closed to the media both at home and on the road.

INTERNET ACCESS

Internet access at home TCU basketball games is available through a wireless signal. The wireless connection is available courtside. To use the wireless connection, join the network "TCU Press Box" and then launch your web browser. The password is "frogs2526". Should you encounter technical difficulties, contact a member of TCU communications.

STATBROADCAST

Media may access live stats on their electronic device by visiting tcu.statbroadcast.com. There is no password required.

JAMIE DIXON FACTOR

- Jamie Dixon eclipsed 500 career wins last season in a 65-60 victory over West Virginia on Feb. 5, 2025.
- He is one of 24 active DI head coached with 500 career wins and is one of 21 to win 500 all with a DI program. He is one of seven active coaches to have won 500 games as the head coach of a major conference team. That group is Rick Barnes, Leonard Hamilton, Tom Izzo, Rick Pitino, Kelvin Sampson and Bill Self.
- Dixon is one of just nine active head coaches who have made at least 15 appearances in the NCAA Tournament. The other eight coaches are Dana Altman, John Calipari, Mark Few, Tom Izzo, Matt Painter, Rick Pitino, Kelvin Sampson and Bill Self.
- Dixon's .669 overall winning percentage entering the 2025-26 season ranked 13th among active head coaches with at least 20 years of experience at the NCAA DI level.
- Dixon's TCU record through nine seasons was 176-126, the second-most wins of any TCU head coach and the most victories in any nine-year period in program history.
- TCU has made four NCAA Tournament appearance in the last six seasons that a postseason was held. TCU had been to one NCAA Tournament in the 30 years prior to Dixon's first appearance in 2018.

DIXON TO SOUTHWEST CONFERENCE HALL OF FAME

- In August, Jamie Dixon was inducted into the Southwest Conference Hall of Fame in Waco. In addition to serving as the head coach of the Horned Frogs men's basketball team for the past nine seasons, Dixon played for TCU from 1983-87.
- Under head coach Jim Killingsworth, Dixon led the Horned Frogs to Southwest Conference titles as a junior and senior. He earned All-SWC honors in 1987 and was an All-SWC Academic honoree. In addition, he led the SWC in assists as a senior and earned TCU's Dutch Meyer Scholar-Athlete Award. Dixon's 353 career assists rank ninth all-time at TCU.

TOP RECRUITS IN FUNKY TOWN

- TCU's roster is made up of four of the top recruits the Horned Frogs have ever had.
- Fort Worth's Kayden Edwards is the third-highest recruit TCU has had since 247sports started keeping track of such rankings in 2000.
 - Micah Robinson (4th), Jace Posey (7th) and David Punch (9th) are also in the top nine.

Rk.	Name	Fr. Class
1	Blake Adams	2003
2	PJ Fuller	2019
3	Kayden Edwards	2025
4	Micah Robinson	2024
5	Kaden Archie	2018
6	Karviar Shepherd	2013
7	Jace Posey	2023
8	Jaylen Fisher	2016
9	David Punch	2024

THEY WERE BIG IN HIGH SCHOOL

- TCU's newcomers did it big in high school.
- Kayden Edwards led Duncanville High School to a Class 6A State Championship and was named tournament MVP. He was the 2024-25 All-Area Boys Basketball Player of the Year.
 - Brock Harding (Illinois) and Tanner Toolson (Washington) were named Mr. Basketball in their state in high school. Toolson holds Union High School records for points, made threes, assists, steals and field goals made.
 - Xaver Edmonds was named Maxpreps California All-State Sixth Team while at Bishop Montgomery High School in Torrance, Calif.
 - Jayden Pierre was the No. 1 player in New Jersey in 2022 while at Long Island Luther High School.

FALL COMES, FROGS RISE

- Since the 2014-15 season, the Frogs are 60-11 in the month of November and 109-25 in November and December combined.
- Under Jamie Dixon (since 2016-17), TCU has a record of 51-9 in November and 94-21 in November and December combined.

TCU VS. RANKED OPPONENTS

- Of TCU's 41 wins over AP Top 25 teams in its history, 26 have come under Dixon.
- TCU is 10-10 against AP Top 25 teams at home since the 2021-22 season.
- The Frogs have won six of the last 10 games against top 10 opponents at home.
- Of TCU's seven road wins against AP Top 25 teams, six have occurred under Dixon.
- TCU is 68-40 all-time as a ranked team.
- TCU is 4-6 all-time as a top 25 team against a top 25 team. Nine of those matchups have come under Dixon.

TCU's wins over Top 25 teams under Dixon

Nov. 27, 2025	No. 10 Florida	84-80
Feb. 18 2025	No. 9 Texas Tech	69-66
Jan. 19, 2025	at No. 25 Baylor	74-71
Jan. 30, 2024	No. 15 Texas Tech	85-78
Jan. 27, 2024	at No. 15 Baylor	105-102 (3OT)
Jan. 13, 2024	No. 2 Houston	68-67
Jan. 10, 2024	No. 9 Oklahoma	80-71
March 9, 2023	vs. No. 12 Kansas State	80-67
March 1, 2023	vs. No. 9 Texas	75-73
Jan. 21, 2023	at No. 2 Kansas	83-60
Jan. 14, 2023	No. 11 Kansas State	82-68
Jan. 4, 2023	No. 19 Baylor	88-87
Nov. 26, 2022	vs. No. 25 Iowa	79-66
March 10, 2022	vs. No. 22 Texas	65-60
March 1, 2022	No. 6 Kansas	74-64
Feb. 26, 2022	No. 9 Texas Tech	69-66
Jan. 29, 2022	No. 19 LSU	77-68
Jan. 22, 2022	at No. 15 Iowa State	59-44
Feb. 29, 2020	No. 2 Baylor	75-72
Feb. 22, 2020	No. 17 West Virginia	67-60 (OT)
Jan. 21, 2020	No. 18 Texas Tech	65-54
Feb. 23, 2019	No. 19 Iowa State	75-72
Feb. 9, 2019	at No. 17 Iowa State	92-83
Jan. 22, 2018	No. 7 West Virginia	82-73
Dec. 8, 2017	vs. No. 22 Nevada	84-80
March 9, 2017	vs. No. 1 Kansas	85-82

ATTENDANCE AT SCHOLLMAIER ARENA

Eight of the top nine attendance numbers in program history have occurred in the past five seasons.

ATTENDANCE	GAME	DATE
1. 8,412	Texas	1/25/22
2. 8,194	Texas	3/1/23
3. 8,145	Oklahoma	1/24/23
4. 7,894	Texas	2/3/24
5. 7,831	Kansas	2/20/23
6. 7,739	Iowa State	1/20/24
7. 7,581	Kansas State	2/5/22
8. 7,494	Kansas	1/25/14
9. 7,444	West Virginia	1/31/23

The largest student crowds in TCU men's basketball history have attended Schollmaier Arena in the past five seasons.

ATTENDANCE	GAME	DATE
1. 3,594	Texas	1/25/22
2. 2,969	Oklahoma	1/24/23
3. 2,780	Texas	3/1/23
4. 2,594	Kansas	2/20/23
4. 2,506	West Virginia	1/31/23
6. 2,503	Texas	2/3/24
7. 2,407	Kansas State	2/5/22
8. 2,358	Houston	1/28/26
9. 2,357	Iowa State	1/20/24
10. 2,151	Oklahoma	1/15/22

FROGS IN THE PROS

NAME (YRS AT TCU)	TEAM	LEAGUE/COUNTRY
Avery Anderson III (2023-24)	Gornik Zamek Ksiaz Walbrzych	Polish OBL/Poland
Kyan Anderson (2011-15)	KB Bashkimi Prizren	Kosovan Superliga/Kosovo
Desmond Bane (2016-20)	Orlando Magic	NBA
Damion Baugh (2021-23)	Valley Suns	NBA G League
Vladimir Brodziansky (2015-18)	Fujian SBS Xunxing Sturgeons	China CBA/China
JaKobe Coles (2021-24)	Hsinchu Yankey Engineering	Taiwanese PLeague+/Taiwan
Chauncey Collins (2014-16)	LKS Lodz	1 Liga/Poland
Xavier Cork (2021-24)	Den Bosch	Holland
Connell Crossland (2011-13)	St. Louis Griffins	TBL/USA
Nikola Gacesa (2010-11)	Gajdobra	Serbian KLS/Serbia
Garlon Green (2009-13)	Sharks Antibes	France
Jaire Grayer (2019-20)	Santos de San Luis Potosi	Mexican LNBP/Mexico
Emanuel Miller (2021-24)	Cleveland Cavaliers (2-way)	NBA & G League
Jameer Nelson Jr. (2023-24)	Stockton Kings	NBA G League
RJ Nembhard (2017-21)	Windy City Bulls	NBA G League
Kouat Noi (2016-17)	Sydney Kings	Australian NBL/Australia
Micah Peavy (2021-24)	New Orleans Pelicans	NBA
Chuck O'Bannon Jr. (2020-24)	Honved	Hungary
Noah Reynolds (2024-25)	Prievidza	Slovakia
Trey Tennyson (2023-24)	PGE Start Lublin	Polish OBL/Poland
Chris Washburn (2014-17)	Delhi Dribblers	Indian INBL/India
Trazarien White (2024-25)	Hoops	Lebanon
Kenrich Williams (2014-18)	Oklahoma City Thunder	NBA

KENRICH WILLIAMS IS AN NBA CHAMPION

- TCU's Kenrich Williams helped the Oklahoma City Thunder win the franchise's first NBA Championship with a 103-91 win over the Indiana Pacers in Game 7 of the NBA Finals this past summer.
- Williams, who graduated with a degree in sociology in 2018, became the second Horned Frog and the first since 1994 to win an NBA title. Scott Brooks, who played one season at TCU (1983-84), won a championship with the Houston Rockets in 1994.
 - Williams is currently in his eighth season in the NBA and sixth as a member of the Thunder after starting his career with the New Orleans Pelicans.
 - In 2024, Williams had his jersey retired in Schollmaier Arena in recognition of his three seasons with the Horned Frogs. Williams, who is a native of Waco, Texas, has all-time program ranks of fourth in rebounding (877) and 25th in scoring (1,125). He recorded 34 double-doubles and is one of five players in program history with over 1,000 points and 800 rebounds. He earned All-Big 12 honors twice and was named USBWA All-District VII and NABC All-District 8.

LAST TIME VS. OPPONENT

TCU 63 - KANSAS STATE 62 // JAN. 4, 2025

FORT WORTH - A Noah Reynolds layup with 12.8 seconds remaining gave TCU a 63-62 win over Kansas State on Saturday at Schollmaier Arena.

Reynolds, who earlier in the game went over 1,000 career points, helped finish off a 7-0 Horned Frogs run to start the new year with a win. The senior guard scored 18 points, including 12 in the second half.

Trailing by one, KSU's Dug McDaniel missed a layup and as the ball was tipped around, the clock expired.

The seven unanswered points came when TCU (8-5, 1-1) had its largest deficit of the game, 62-56 with 3:14 to play. Vasean Allette cut it to four with just over two minutes to play, part of a 14-point game for the sophomore guard. Playing in his first game since Dec. 5, Brendan Wenzel made his only field goal, a 3-pointer, to cut it to one with 1:17 to play to set up the Reynolds layup.

KSU (7-6, 1-1) missed its final four field goals and two free throw attempts. The Wildcats outrebounded the Horned Frogs, 47-36, behind 17 by David N'Guessan. Despite 18 offensive rebounds, KSU was only able to score 13 second change points.



Official Basketball Box Score - Final
Kansas St. at TCU
 01/04/25 Ed and Rae Schollmaier Arena, Fort Worth
 2024-25 Men's Basketball

Game Time: 3:00 PM
 Game Duration: 1:55
 Attendance: 6,106

Officials: Gregory Nixon, Christopher Merlo, James Forc

Kansas St. - 62

Record: 7-6 (1-1)

NO.	Name	Min	FG	3P	FT	Rebounds	Fouls	TP	AS	TO	ST	Blocks	+/-
			M-A	M-A	M-A	OR DR TOT	PF FD					BS BA	
1	David N'Guessan	F 36:24	5-8	0-1	0-2	8 9 17	3 3	10	4	2	0	1 0	2
33	Coleman Hawkins	F 31:06	5-14	1-4	0-0	1 5 6	4 4	11	4	5	0	2 0	-4
0	Dug McDaniel	G 34:56	6-15	0-4	0-1	1 4 5	2 2	12	5	1	2	0 1	4
2	Max Jones	G 29:45	2-11	2-7	1-1	4 4 8	2 1	7	0	1	0	1 1	2
11	Brendan Hausen	G 30:58	3-7	3-7	1-1	0 3 3	3 2	10	1	0	0	0 0	7
3	CJ Jones	19:05	2-7	0-2	0-0	1 0 1	1 0	4	1	0	1	0 0	-13
23	Macaleab Rich	10:58	4-4	0-0	0-0	1 1 2	3 0	8	0	2	0	0 0	-1
4	Mobi Ikegwuruka	02:06	0-0	0-0	0-0	0 0 0	0 1	0	0	0	0	0 0	-3
10	David Castillo	04:42	0-3	0-3	0-0	0 0 0	1 0	0	1	0	0	0 1	1
Team						2 3 5		0		1			
Totals			27-69	6-28	2-5	18 29 47	19 13	62	16	12	3	4 3	-1

Shooting By Period			
1st FG%	10-38	26.3%	
3PT%	3-22	13.6%	
FT%	1-2	50%	
2nd FG%	17-31	54.8%	
3PT%	3-6	50.0%	
FT%	1-3	33.3%	
GM FG%	27-69	39.1%	
3PT%	6-28	21.4%	
FT%	2-5	40.0%	

Dead Ball Rebounds: 1, 1

Technical Fouls: NONE

TCU - 63

Record: 8-5 (1-1)

NO.	Name	Min	FG	3P	FT	Rebounds	Fouls	TP	AS	TO	ST	Blocks	+/-
			M-A	M-A	M-A	OR DR TOT	PF FD					BS BA	
13	Trazarien White	F 34:49	4-10	3-4	3-4	0 4 4	0 5	14	0	0	0	0 3	2
15	David Punch	F 18:43	2-6	0-1	1-5	2 3 5	2 3	5	1	1	1	0 0	6
8	Ernest Udeh Jr.	C 30:46	1-6	0-0	0-1	3 9 12	2 2	2	4	0	2	1 0	-3
3	Vasean Allette	G 34:48	6-16	0-2	2-2	1 1 2	3 3	14	3	2	1	0 0	-2
21	Noah Reynolds	G 34:26	7-13	1-2	3-3	0 3 3	1 2	18	2	3	0	0 1	5
1	Isaiah Manning	08:49	1-2	1-2	0-0	1 1 2	3 1	3	0	0	0	0 0	2
32	Malick Diallo	09:12	1-3	0-0	0-0	1 1 2	0 1	2	0	0	0	1 0	4
0	Brendan Wenzel	19:02	1-2	1-2	0-0	0 2 2	2 0	3	0	0	0	0 0	-4
5	Micah Robinson	06:59	1-1	0-0	0-1	0 0 0	0 2	2	0	0	0	0 0	-4
41	Jace Posey	02:27	0-2	0-2	0-0	0 0 0	0 0	0	0	0	0	1 0	-1
Team						2 2 4		0		0			
Totals			24-61	6-15	9-16	10 26 36	13 19	63	10	6	4	3 4	1

Shooting By Period			
1st FG%	10-27	37.0%	
3PT%	1-5	20.0%	
FT%	6-9	66.7%	
2nd FG%	14-34	41.2%	
3PT%	5-10	50.0%	
FT%	3-7	42.9%	
GM FG%	24-61	39.3%	
3PT%	6-15	40.0%	
FT%	9-16	56.3%	

Dead Ball Rebounds: 4, 0

Technical Fouls: NONE

	KSU	TCU
Biggest lead	6 (2nd 3:14)	8 (1st 2:46)
Best Scoring Run	8 (2nd 19:35)	7 (1st 14:45)
Lead Changes	5	
Times Tied	4	
Time with Lead	15:35	20:27

Points from	KSU	TCU
Turnovers	4	13
Paint	40	30
Second Chance	13	19
Fast Breaks	4	6
Bench	12	10

Period by Period Scoring	1st	2nd	TOT
KSU	24	38	62
TCU	27	36	63

TCU VS. OPPONENT

Date	TCU Result	Score	Location
Dec. 11, 1947	L	17-75	Manhattan
Mar. 15, 1968	W	77-72	Wichita
Dec. 19, 1969	L	65-75	Fort Worth
Dec. 1, 1970	L	70-79	Manhattan
Mar. 10, 1999	W	72-71	Manhattan
Jan. 16, 2013	L	54-67	Fort Worth
March 5, 2013	L	68-79	Manhattan
Jan. 7, 2014	L	47-65	Fort Worth
Feb. 19, 2014	L	53-65	Manhattan
Jan. 7, 2015	L	53-58	Manhattan
Feb. 18, 2015	W	69-55	Fort Worth
Mar. 11, 2015	W	67-65	Kansas City
Feb. 16, 2016	L	49-63	Fort Worth
Mar. 2, 2016	L	54-79	Manhattan
Feb. 1, 2017	W	86-80 (OT)	Manhattan
Mar. 1, 2017	L	74-75	Fort Worth
Jan. 20, 2018	L	68-73	Manhattan
Feb. 27, 2018	W	66-59	Fort Worth
Mar. 8, 2018	L	64-66 (OT)	Kansas City
Jan. 19, 2019	L	55-65	Manhattan
Mar. 4, 2019	L	52-64	Fort Worth
Mar. 14, 2019	L	61-70	Kansas City
Jan. 7, 2020	W	59-57	Manhattan
Feb. 15, 2020	W	68-57	Fort Worth
Mar. 11, 2020	L	49-53	Kansas City
Jan. 2, 2021	W	67-60	Manhattan
Feb. 20, 2021	L	54-62	Fort Worth
Mar. 10, 2021	L	50-71	Kansas City
Jan. 12, 2022	W	60-57	Manhattan
Feb. 5, 2022	L	63-75	Fort Worth
Jan. 14, 2023	W	82-68	Fort Worth
Feb. 7, 2023	L	61-82	Manhattan
Mar. 9, 2023	W	80-67	Kansas City
Feb. 17, 2024	W	75-72	Manhattan
Jan. 4, 2025	W	63-62	Fort Worth

KANSAS STATE (14-21)

In Fort Worth Kansas State leads 8-5
 In Manhattan Kansas State leads 9-6
 Neutral Sites Kansas State leads 4-3
 Big 12 Play Kansas State leads 14-9
 Big 12 Championship Kansas State leads 4-2

MOST VS. KANSAS STATE

Points 26 Micah Peavy Feb. 17, 2024
 Rebounds 15 Kevin Samuel Jan. 7, 2020
 Assists 11 Mike Miles Jan. 14, 2023
 Steals 6 Micah Peavy Feb. 7, 2023
 Blocks 4 (2x) Kevin Samuel March 11, 2020
 FG Made 9 Lee Nailon March 10, 1999
 3pt FG Made 5 Desmond Bane Feb. 15, 2020
 FT Made 9 Chauncey Collins March 2, 2016

LARGEST WINNING MARGIN

TCU 14 82-68 Fort Worth Jan. 14, 2023
 14 69-55 Fort Worth Feb. 18, 2015
 Kansas State 58 75-17 Manhattan Dec. 11, 1947

MOST POINTS SCORED

TCU 86 86-80 Manhattan Feb. 1, 2017
 Kansas State 82 82-61 Manhattan Feb. 7, 2023

JAMIE DIXON FILE

Born	Nov. 10, 1965
Birthplace	Burbank, Calif.
Hometown	Hollywood, Calif.
High School	Notre Dame HS
Alma Mater	TCU (1987)
Wife	Jacqueline
Children	Jack and Shannon

PLAYING EXPERIENCE

1984-87	TCU
1988	Lacrosse Catbirds (CBA)
1989-1990	Hawke's Bay Hawks (New Zealand-NBL)

COACHING EXPERIENCE

2016-present	TCU Head Coach
2003-2016	University of Pittsburgh Head Coach
1999-2003	University of Pittsburgh Associate Head Coach
1998-1999	University of Hawaii Assistant Coach
1994-1998	Northern Arizona University Assistant Coach
1992-1994	University of Hawaii Assistant Coach
1991-1992	University of California-Santa Barbara Graduate Assistant
1989-1991	Los Angeles Valley Junior College Assistant
1989	Te Aute College Head Coach

COACH OF THE YEAR HONORS

2011	Sporting News National Coach of the Year
2010	Jim Phelan National Coach of the Year
2010	Madison Square Garden Coach of the Decade
2009	USA Basketball National Coach of the Year
2009	Naismith National Coach of the Year
2009	USBWA District 2 Coach of the Year
2004	Big East Coach of the Year

CHAMPIONSHIPS

2017	NIT Championship
2011	Big East Regular-Season Championship
2009	FIBA Under-19 World Championship Gold Medal
2008	Big East Tournament Championship
2004	Big East Regular-Season Championship

NBA PLAYERS (AS HEAD COACH)

Steven Adams	No. 12 in 2013 NBA Draft
Desmond Bane	No. 30 in 2020 NBA Draft
Damion Baugh	Undrafted in 2023
DeJuan Blair	No. 37 in 2009 NBA Draft
Aaron Gray	No. 49 in 2007 NBA Draft
Cameron Johnson	No. 11 in 2019 NBA Draft
Emanuel Miller	Undrafted in 2024
RJ Nembhard	Undrafted in 2021
Lamar Patterson	No. 48 in 2014 NBA Draft
Chris Taft	No. 42 in 2005 NBA Draft
Kenrich Williams	Undrafted in 2018
Sam Young	No. 36 in 2009 NBA Draft

ADMINISTRTRIVE COMMITTEES

NABC President	2020-present
NABC Board of Directors	2011-present
NCAA Ethics Coalition	2009-present
Leadership Panel-Pentagon	May of 2014

ACADEMIC HONORS

Top-10 Percent Academic Performance Rate	2010-11
Top-10 Percent Academic Performance Rate	2011-12
Top-10 Percent Academic Performance Rate	2013-14

COACHING TREE - HEAD COACHING SUCCESS

John Alesi	Baruch College (N.Y.) Head Coach
Bill Barton	South Kent School (Conn.) Head Coach
David Cox	Rhode Island Head Coach
Scott Cross	Troy Head Coach
Joe Lombardi	IUP Head Coach
Pat Skerry	Towson Head Coach

JAMIE DIXON YEAR-BY-YEAR

Year	School	Overall	Conference	Standing	Finish
2003-04	Pittsburgh	31-5 (.861)	13-3 (.813)	1st	NCAA Sweet 16
2004-05	Pittsburgh	20-9 (.689)	10-6 (.625)	5th	NCAA First Round
2005-06	Pittsburgh	25-8 (.758)	10-6 (.625)	T-4th	NCAA Second Round
2006-07	Pittsburgh	29-8 (.783)	12-4 (.750)	T-2nd	NCAA Sweet 16
2007-08	Pittsburgh	27-10 (.730)	10-8 (.556)	7th	NCAA Second Round
2008-09	Pittsburgh	31-5 (.861)	15-3 (.833)	T-2nd	NCAA Elite Eight
2009-10	Pittsburgh	25-9 (.735)	13-5 (.722)	T-2nd	NCAA Second Round
2010-11	Pittsburgh	28-6 (.824)	15-3 (.833)	1st	NCAA Third Round
2011-12	Pittsburgh	22-17 (.564)	5-13 (.278)	T-13th	CBI Champions
2012-13	Pittsburgh	24-9 (.727)	12-6 (.667)	4th	NCAA Second Round
2013-14	Pittsburgh	26-10 (.722)	11-7 (.611)	5th	NCAA Third Round
2014-15	Pittsburgh	19-15 (.559)	8-10 (.444)	T-9th	NIT First Round
2015-16	Pittsburgh	21-12 (.636)	9-9 (.500)	T-9th	NCAA First Round
2016-17	TCU	24-15 (.615)	6-12 (.333)	T-7th	NIT Champions
2017-18	TCU	21-12 (.636)	9-9 (.500)	5th	NCAA First Round
2018-19	TCU	23-14 (.622)	7-11 (.388)	T-7th	NIT Semifinals
2019-20	TCU	16-16 (.500)	7-11 (.388)	T-7th	N/A
2020-21	TCU	12-14 (.462)	5-11 (.313)	8th	None
2021-22	TCU	21-13 (.618)	8-10 (.444)	T-5th	NCAA Second Round
2022-23	TCU	22-13 (.629)	9-9 (.500)	T-5th	NCAA Second Round
2023-24	TCU	21-13 (.618)	9-9 (.500)	T-7th	NCAA First Round
2024-25	TCU	16-16 (.500)	9-11 (.450)	T-9th	None
2025-26	TCU	13-9	3-6		
At Pittsburgh		328-123 (.727)	143-81 (.638)	---	---
At TCU		189-135 (.583)	72-99 (.426)	---	---
Overall Career		517-258 (.669)	215-181 (.558)	---	---

JAMIE DIXON BY THE NUMBERS

COACHING HONORS

National Coach of the Year	4
Region Coach of the Year	1
Conference Coach of the Year	1

CONFERENCE ACHIEVEMENTS

Total conference titles	3
Regular season titles	2
Tournament titles	1
Tournament title game app.	4
Conference tournament wins	20

TEAM ACCOMPLISHMENTS

30-win seasons	2
25-win seasons	8
20-win seasons	18
20-win/10-league win seasons	10
10-win league seasons	10

DIXON'S PLAYERS

NBA players	9
NBA draftees	8
Consensus All-Americans	4
All-Region honorees	16
Conf. Player of the Year	1
Conf. Freshman of the Year	2
Conf. Most Improved Player	4
Total Conf. award winners	23
All-Conference selections	34
Conference Player of the Week	28
Conference Rookie/Newcomer of the Week	16
1,000-point scorers	25

NATIONAL ACHIEVEMENTS

NIT Championship	1
NCAA Tournament app.	15
NCAA Tournament wins	14
NCAA Tournament games	28
Elite Eight appearances	1
Sweet Sixteen appearances	3
Earned No. 1 seed	2
Earned a high seed (1-5)	7
Total postseason appearances	18

ABOUT THE UNIFORMS

TCU men's basketball debuted its uniforms in the 2022-23 season.

- The design on the side of the uniforms are "SPINES" which represent the anatomical spines on the Horned Frog.
- From an frontal and rear view, the "SPINES" are represented to imitate the spines on the top and bottom of the Frog. The view can be seen when a player is at the free-throw line and seeing just hints of the tips of the spines.
- The red line in the middle has multiple meanings - the bloodline that shoots from the eyes of the Horned Frog when threatened. It also a represents the 'Blood is Thicker Than Water' mentality that a close family has in their bloodline
- The design originates from the myth/origin of the horned lizard itself. The "ZIG ZAG" motif is often found in Texas Native America culture as a representation of lightning striking the earth and the red representing the horned lizard fighting back to a much bigger foe.
- The origin of the horned lizard is a fight between the lizard and lightning. Lightning states it can defeat anything on earth and challenged the lizard to four strikes (hence the four combined ZIG ZAGS on the sides of the uniform). Lightning missed the quick lizard and the Horned Frog "SPINED" the lightning from above. As payment, lightning now sends SPINES of light throughout the sky as homage to the tiny, yet mighty, Horned Frog.

A weekly review of the top performing Horned Frogs alumni, who are currently playing basketball professionally.

Courtesy of Sports I.T. Solutions / Eurobasket.com

- Updated Feb. 4

#1. Desmond Bane (6'6"-G-1998, played in 2016-20, plays pro in the NBA) was the major contributor in an Orlando Magic's victory against the Boston Celtics (5-7) 123-110 in the NBA in Friday night's game. He scored 22 points, grabbed 6 rebounds, passed 7 assists and added 2 blocks in 37 minutes. The Orlando Magic has 5-6 record this season. But this is still an early stage of the season and everything may happen. Bane has individually a very good year with high stats. He averages 14.9ppg, 4.1rpg and 4.4apg in 11 games he played so far.

#2. Noah Reynolds (6'3"-G-2002, played in 2024-25, plays in Slovakia) led his Slovakian team Prievidza to a victory over the closely-ranked Keravnos (1-4) crushing them 109-59 in the FIBA Europe Cup last Wednesday. Reynolds was MVP of the game. He recorded 33 points (!!!) and grabbed 5 rebounds; quite an impressive performance considering it's only Reynolds' first season in pro basketball. It was the game of the round between two top 4 ranked teams. BC Prievidza (3-2) is placed second in the FIBA Europe Cup. His team will play only one more game in the FIBA Europe Cup Regular Season. And that game will be critical. It's Reynolds' first year with the team. This season Reynolds has very high stats. He averages 19.9ppg, 4.1rpg, 3.0apg and 1.1spg.

#3. Kouat Noi (6'7"-F-1997, played in 2016-16, currently in Australia) contributed to a Sydney Kings' victory against one of league's weakest teams Breakers (4-9) 79-72 in the Australian NBL on Sunday night. He recorded 12 points in 25 minutes. Sydney Kings (2-4) are placed sixth in the NBL. But the season just started, so everything may happen. Noi has relatively good stats this year 11.2ppg and 4.1rpg in 11 games. He has also Australian nationality.

#4. Trazarien White (6'6"-F, played in 2024-25, plays pro in Lebanon) could not help Hoops (1-3) in their last game on Sunday. Despite White's very good performance Hoops was crushed 105-81 in a derby game by the leading Al Riyadi. He was the second best scorer with 21 points. White also added 6 rebounds. The Regular Season already ended. It's White's first season with the team. This year he has very high stats. White averages 17.0ppg and 6.8rpg.

#5. Xavier Cork (6'9"-F-2001, played in 2021-24, plays in Holland) was not able to help Den Bosch in their game against Spirou Charleroi (4-3) in the BNXT League. Cork recorded 8 points and grabbed 5 rebounds in 21 minutes. Den Bosch was badly defeated 89-73 on the road by the lower-ranked (#9) Spirou Charleroi. But the season is still in its first stage and everything can happen. Cork has relatively good stats this year 10.8ppg, 5.2rpg and 1.2bpg in six games.

#6. Chuck O'Bannon Jr. (6'6"-F-1999, played in 2020-24, currently in Hungary) helped Honved win their game against the eighth-ranked Kormend 83-74 in the Hungarian A Division on Wednesday night. O'Bannon Jr. recorded 14 points and grabbed 6 rebounds. O'Bannon Jr. has relatively good stats this season 11.0ppg and 5.7rpg.

#7. Experienced Garlon Green (6'7"-F-1991, played in 2009-13, plays pro in France) was not able to secure a victory for Sharks Antibes (5-4) in their last game. Despite Green's very good performance Sharks Antibes lost 69-76 in Saint Chamond to the lower-ranked (#13) Saint Chamond. He was the top scorer with 15 points. Green also added 4 rebounds in 30 minutes. Green has very impressive stats this year 16.3ppg, 4.7rpg and 2.0apg in nine games.

#8. Jameer Nelson Jr. (6'1"-PG-2000, played in 2023-24, plays in the NBA G League) helped Stockton Kings win their game against the San Diego Clippers 117-108 in the NBA G League last Sunday. Nelson Jr. scored 12 points and added 3 assists. Nelson Jr. has relatively good stats this season 12.0ppg, 2.0rpg and 2.5apg.

#9. Avery Anderson III (6'3"-G-2000, played in 2023-24, currently in Poland) managed to help Gornik Zamek Ksiaz Walbrzych in a victory against the 14th-ranked GTK 90-81 in the Polish OBL on Saturday night. He scored 5 points in 10 minutes. This year Anderson III averages 4.2ppg, 1.8rpg and 1.2spg in six games.

#10. RJ Nembhard (6'5"-G-1999, played in 2017-18, plays pro in the NBA G League) helped Windy City Bulls win their game against the Wisconsin Herd 127-114 in the NBA G League in Tuesday night's game. Nembhard recorded 11 points and added 4 passes. This season Nembhard averages 9.5ppg and 5.0apg.

TCU'S LONGEST		
	2025-26	UNDER DIXON
Longest Winning Streak	6	17*
Longest Losing Streak	4	7
* Over two seasons		

RECORD WHEN		
	2025-26	UNDER DIXON
at Home	9-5	125-46
at Schollmaier Arena	9-5	125-45
on the Road	2-4	31-68
Neutral Site	2-0	33-21
Leading at halftime	7-3	148-33
Trailing at halftime	5-6	39-94
Tied at halftime	1-0	3-7
Overtime	0-2	7-12
Out-shooting the opposition	11-2	155-32
Out-shot by the Opposition	1-7	31-104
Shooting the Same	0-0	2-1
TCU shoots 50% or better from field	4-1	70-14
TCU shoots 40-49% from field	7-5	99-63
TCU shoots under 40% from field	2-3	20-54
Opp. shoots 50% or better from field	1-5	14-55
Opp. shoots 40-49% from field	6-4	102-70
Opp. shoots under 40% from field	6-0	73-13
TCU outrebounds opponent	11-1	151-47
Opp. outrebounds TCU	2-8	32-79
Tied in rebounds	0-0	6-9
TCU records 10 or more steals	4-2	46-21
TCU records 15 or more assists	9-6	109-40
TCU commits less than 15 turnovers	11-8	122-87
TCU commits 15 or more turnovers	2-1	58-46
Turnovers are equal	2-1	14-8
TCU commits less turnovers than opp.	8-4	116-43
TCU commits more turnovers than opp.	3-4	57-80
TCU shoots 50% or better from the line	13-9	170-113
TCU shoots under 50% from the line	0-0	9-13
TCU shoots 70% or better from the line	8-4	97-56
TCU scores 59 points or less	0-0	9-40
TCU scores between 60-69 points	4-2	39-50
TCU scores between 70-79 points	3-5	59-30
TCU scores between 80-89 points	3-1	52-10
TCU scores between 90-99 points	1-0	20-4
TCU scores 100+ points	2-1	10-1
Playing in November	5-2	52-9
Playing in December	5-1	48-12
Playing in January	3-5	38-43
Playing in February	0-1	30-40
Playing in March	0-0	21-30
Playing in April	0-0	0-1
Playing on Saturday	2-2	51-50
Playing on Sunday	2-1	15-8
Playing on Monday	3-1	23-14
Playing on Tuesday	1-1	29-19
Playing on Wednesday	1-2	37-24
Playing on Thursday	3-0	18-7
Playing on Friday	1-2	16-12
Playing during the afternoon (before 5)	5-3	53-55
Playing during the evening	8-6	135-79
Games decided by three points or less	1-2	34-25
Games decided by four to 10 points	5-5	57-51
Games decided by 11-20 points	3-1	53-46
Games decided by more than 20 points	4-1	43-12
Winning the opening tip	10-5	120-65
In white uniforms	5-3	116-40
In purple uniforms	1-2	55-62
In black uniforms	2-1	8-23
In grey uniforms	3-1	11-4
In white retro (FROGS) uniforms	2-0	8-6
In purple retro (FROGS) uniforms	0-2	5-5
vs. Top 25 Teams	1-5	26-67
as a Top 25 Team	0-0	31-23

TCU'S LARGEST		
	SEASON	UNDER DIXON
Lead	51 (vs. Jackson State, 12/29/25)	51 (vs. Jackson State, 12/29/25)
Deficit	28 (at Colorado, 2/1/26)	46 (at Texas Tech, 2/11/20)
Margin of Victory	51 (vs. Jackson State, 12/29/25)	51 (vs. Jackson State, 12/29/25)
Margin of Defeat	13 (vs. Arizona, 1/10/26)	46 (at Texas Tech, 2/11/20)
Halftime Point Total	55 (vs. Jackson State, 12/29/25)	59 (vs. Florida A&M, 11/4/24)
Halftime Lead	24 (vs. Saint Francis, 11/6/25)	32 (vs. Alabama State, 11/14/16)
Halftime Deficit	16, 2x (last, vs. Arizona, 1/10/26)	25 (at Texas Tech, 2/11/20)
Deficit in Win	14 (vs. Incarnate Word, 12/15/25)	20, 2x (last, vs. UAPB, 11/7/22)
Halftime Deficit in Win	6, 2x (last vs. Incarnate Word, 12/15/25)	18 (vs. Texas, 3/10/22)
Lead in Loss	16 (at Kansas, 1/6/26)	20 (vs. Oklahoma, 3/7/20)
Halftime Lead in Loss	9 (vs. Notre Dame, 12/5/25)	18 (vs. Oklahoma, 3/7/20)

RECORD WATCH		
TCU ALL-TIME WINS		
1. Buster Brannon (1948-1967)		204
2. Jamie Dixon (2016-pres.)		189
3. Billy Tubbs (1994-2002)		156

HIGHEST/LOWEST IN A HALF		
Most TCU Points	60, 2nd (12/29/25 vs. JSU)	
Lowest TCU Points	24, 1st (12/21/25 vs. FAMU)	
Highest TCU FG%	75.8%, 2nd (12/29/25 vs. JSU)	
Lowest TCU FG%	25%, 1st (12/21/25 vs. FAMU)	
Most Opp. Points	46, 2nd (1/6/26 at Kansas)	
Lowest Opp. Points	17, 2nd (11/19/25 vs. Kansas City)	
Highest Opp. FG%	61.5%, 1st (1/28/26 vs. Houston)	
Lowest Opp. FG%	17.2%, 2nd (11/19/25 vs. Kansas City)	

STREAKS		
TEAM W/L - OVERALL		
Overall		L, 2
Home		L, 1
Road		L, 1
Neutral site		W, 2
Unranked teams		L, 1

TEAM W/L - RANKED OPPONENTS		
Ranked teams overall		L, 4
last win: Nov. 27, 2025 vs. #10 Florida		
Ranked teams home		L, 3
last win: Feb. 18, 2025 vs. #9 Texas Tech		
Ranked teams road		L, 4
last win: Jan. 19, 2025 at #25 Baylor		
Ranked teams neutral site		W, 1
last win: Nov. 27, 2025 vs. #10 Florida		

LEADING TCU IN SCORING		
Xavier Edmonds		1

LEADING TCU IN REBOUNDS		
Xavier Edmonds		6

LEADING TCU IN ASSISTS		
Brock Harding		2

DOUBLE-FIGURE SCORING GAMES		
Xavier Edmonds		4

GAMES WITH A 3-POINTER		
TCU*		353
David Punch		2
Kayden Edwards		1
Brock Harding		1
Jacew Posey		1
Micah Robinson		1

* Has made at least one 3-pointer in 1093-of-1097 games

DUNKS		
David Punch		24
Xavier Edmonds		9
Micah Robinson		7
Jace Posey		7
Tanner Toolson		4
Liutauras Lelevicius		2
Jayden Pierre		2
Vianney Salatchoum		2
Total		55

CHARGES TAKEN		
Total		-

AWARDS		
Xavier Edmonds		
- Big 12 Starting Five		1/26/25
Brock Harding		
- Big 12 Starting Five		12/1/25
- Rady Children's Invitational MVP		11/28/25
- Rady Children's Invitational All-Tournament Team		11/28/25
David Punch		
- US LBM Coast-to-Coast Challenge MVP		12/7/25
- Rady Children's Invitational All-Tournament Team		11/28/25

#00 Jace Posey

6-5 | 222 | G | SO | HOUSTON, TEXAS | STRAKE JESUIT COLLEGE PREP

2025-26 HIGHLIGHTS

DNP vs. New Orleans [precautionary medical reason]

PRIOR TO THIS SEASON

- Started three of the last four games last season, his only starts
- Scored a season-high 20 points last season at Arizona State (2/15/25) on a season-best 6-of-8 shooting and 8-of-10 from the free throw line in 30 minutes
- Was on the team in the 2023-24 season but did not play and took a redshirt year
- Competed for TCU's track and field team in the outdoor season and finished in third place in the high jump at the 2024 Big 12 Outdoor Championships with a jump of 2.14m (7-0.25)... Had the fourth-highest jump in program history with a mark of 2.15m (7-0.5) at the Tom Jones Memorial Invitational and finished first.
- Two-time state high jump champion and jumped 7-4.25 to win as a junior and 7-feet to win as a senior
- Was a four-star recruit out of high school and was ranked the 92nd best player nationally according to 247 Sports
- Led the team with an average of 17.0 points, 8.0 rebounds and 3.0 assists per game as a senior
- Named TABC All-Region and All-State as a senior and played in the 2023 TABC All-Star Game
- McDonalds All-American nominee... Scored over 1,000 career points, including 550 as a senior

PERSONAL

- Born April 8, 2005
- Son of James and Lottie Posey
- Father, James, played 12 seasons in the NBA and won a championship with the 2006 Miami Heat and the 2008 Boston Celtics and is a current assistant coach for the Washington Wizards.
- Has one dog, Liv, a boxer



GAME HIGHS

Points

Season 21 (11/27/25 vs. Florida)
Career 20 (2/15/25 at Arizona State)

Rebounds

Season 8 (11/10/25 vs. Lamar)
Career Same

Assists

Season 3 (11/19/25 vs. Kansas City)
Career Same

Steals

Season 2 (11/27/25 vs. Florida)
Career 2, 3x (last, 11/27/25 vs. Florida)

Blocks

Season 2 (1/3/26 vs. Baylor)
Career 2, 3x (last, 1/3/26 vs. Baylor)

Field Goals

Season 6 (11/27/25 vs. Florida)
Career 6, 2x (last, 11/27/25 vs. Florida)

Field Goal Attempts

Season 9 (11/19/25 vs. Kansas City)
Career Same

3-Point Field Goals:

Season 1 (11/14/26 at BYU)
Career 3, 2x (last, 3/11/25 vs. Colorado)

3-Point Field Goal Attempts

Season 2, 2x (last, 11/14/26 at BYU)
Career 4, 2x (last, 12/22/24 vs. Montana State)

Free Throws

Season 9 (11/27/25 vs. Florida)
Career Same

Free Throw Attempts

Season 11 (11/27/25 vs. Florida)
Career Same

Minutes

Season 26 (11/10/25 vs. Lamar)
Career 30 (2/15/25 at Arizona State)

MISCELLANEOUS STATS

Year	Season	Career	TCU W/L
20+ Points:	1	2	2-0
10+ Points:	4	7	7-0
10+ Rebs:	-	-	0-0
Double-Doubles:	-	-	0-0
5+ Assists:	-	-	0-0
Led Team In Points:	-	1	1-0
Led Team In Rebounds:	1	1	1-0
Led Team In Assists:	-	-	0-0

				Field Goals		3-Point		F-Throws		Rebounds											Scoring	
SEASON	TEAM	GP-GS	MIN/AVG	FG-FGA	FG%	3FG-3FGA	3FG%	FT-FTA	FT%	OFF	DEF	TOT	AVG	PF-FO	A	TO	BLK	STL	PTS	AVG		
2024-25	TCU	31-3	398/12.8	48-114	.421	10-36	.278	26-49	.531	31	41	72	2.3	38-0	11	20	7	16	132	4.3		
2025-26	TCU	21-0	294/14.0	42-92	.457	2-12	.167	32-46	.696	25	34	59	2.8	27-0	6	15	4	11	118	5.6		
TOTAL		52-3	692/13.3	90-206	.437	12-48	.250	58-95	.611	56	75	131	2.5	65-0	17	35	11	27	250	4.8		

#00 POSEY, Jace

Opponent	Date	GS	MIN	Total		3-Pointers		Free throws		Rebounds				PF	A	TO	BLK	STL	PTS	AVG
				FG-FGA	PCT	3FG-3FGA	PCT	FT-FTA	PCT	OFF	DEF	TOT	AVG							
Saint Francis	11/06/2025		15:42	4-6	.667	0-0	.000	2-3	.667	2	1	3	3.0	0	0	1	0	1	10	10.0
Lamar University	11/10/2025		25:37	5-7	.714	0-1	.000	2-4	.500	2	6	8	5.5	0	0	1	1	0	12	11.0
Michigan	11/14/2025		14:18	0-1	.000	0-1	.000	2-3	.667	0	1	1	4.0	1	0	0	0	1	2	8.0
Kansas City	11/19/2025		14:05	3-9	.333	0-2	.000	3-3	1.000	3	2	5	4.3	1	3	2	0	0	9	8.3
vs Florida	11/27/2025		21:25	6-8	.750	0-0	.000	9-11	.818	1	0	1	3.6	2	0	0	0	2	21	10.8
vs Wisconsin	11/28/2025		14:40	0-7	.000	0-0	.000	0-2	.000	3	4	7	4.2	1	0	1	0	1	0	9.0
Notre Dame	12/05/2025		18:49	2-5	.400	0-1	.000	2-2	1.000	0	0	0	3.6	3	1	0	0	0	6	8.6
at North Texas	12/07/2025		14:56	0-2	.000	0-0	.000	1-2	.500	0	2	2	3.4	1	0	2	0	2	1	7.6
UIW	12/15/2025		03:32	1-3	.333	0-1	.000	0-1	.000	0	0	0	3.0	0	0	0	1	0	1	2.0
Oral Roberts	12/18/2025		14:18	0-2	.000	0-0	.000	0-0	.000	1	3	4	3.1	2	0	0	0	0	0	6.3
Florida A&M	12/21/2025		12:28	0-1	.000	0-0	.000	0-0	.000	2	2	4	3.2	2	1	1	0	1	0	5.7
Jackson St.	12/29/2025		17:29	5-6	.833	0-0	.000	2-2	1.000	1	2	3	3.2	0	0	1	0	1	12	6.3
Baylor	01/03/2026		18:48	3-8	.375	0-1	.000	1-2	.500	4	2	6	3.4	3	0	1	2	0	7	6.3
at Kansas	01/06/2026		06:36	0-2	.000	0-2	.000	0-0	.000	1	0	1	3.2	4	1	0	0	0	0	5.9
Arizona	01/10/2026		14:60	3-6	.500	0-0	.000	3-5	.600	1	0	1	3.1	0	0	1	0	0	9	6.1
at BYU	01/14/2026		15:51	3-5	.600	1-2	.500	1-1	1.000	1	0	1	2.9	2	0	0	0	0	8	6.2
at Utah	01/17/2026		17:18	3-4	.750	0-0	.000	2-3	.667	1	2	3	2.9	1	0	1	0	1	8	6.3
Oklahoma St.	01/20/2026		01:25	0-0	.000	0-0	.000	0-0	.000	0	0	0	2.8	0	0	0	0	0	0	5.9
at Baylor	01/24/2026		06:57	0-1	.000	0-0	.000	0-0	.000	0	2	2	2.7	0	0	0	0	0	0	5.6
Houston	01/28/2026		11:40	1-2	.500	0-0	.000	2-2	1.000	0	2	2	2.7	2	0	1	0	0	4	5.6
at Colorado	02/01/2026		13:15	3-7	.429	1-1	1.000	0-0	.000	2	3	5	2.8	2	0	1	1	0	7	5.6
Totals			0 294:09	42-92	.457	2-12	.167	32-46	.696	25	34	59	2.8	27	6	15	4	11	118	5.6

Player Averages

Games Played	Minutes/ game	Points/ game	FG Pct	3FG Pct	FT Pct	Rebounds/ game	Assists/ game	Turnovers/ game	Assist/Turnover ratio	Steals/ game	Blocks/ game
21	14.0	5.6	45.7	16.7	69.6	2.8	0.3	0.7	0.4	0.5	0.2

#1 JAYDEN PIERRE

6-0 | 177 | G | SR | ELIZABETH, N.J. | LONG ISLAND LUTHER HS (PROVIDENCE)

2025-26 HIGHLIGHTS

Made a 3-pointer in first eight games, the longest streak by a TCU player to begin a season since Chuck O'Bannon Jr. did it in 12 games to start in 2022.
Made multiple 3-pointers in six straight games, the longest by any TCU player since Desmond Bane's streak of six to end his career in 2020.
Has made at least one 3-pointer in 19 of 22 games this season and multiple threes in 12 games.

PRIOR TO THIS SEASON

- Averaged 12.3 points, 2.8 rebounds and a team-best 3.2 assists per game at Providence last season and made 79.4 percent of his free throws
- Scored a season-high 24 points at No. 11 UConn (1/5/25) last season
- Attended Long Island Luther High School and averaged 13.6 points and 3.8 assists in 2021-22. Recorded a triple-double on senior night versus Albany Academy with 17 points, 13 assists and 10 rebounds...
- Played his sophomore season of high school at Elizabeth High School and helped the team capture the sectional championship
- Played his freshman season of high school basketball at the Patrick School
- Ranked as a top-40 guard in the nation, according to ESPN.com (No. 40), 247Sports.com (No. 20) and Rivals.com (No. 30)
- Ranked No. 119 overall, according to Rivals.com and No. 129 and No. 1 in New Jersey according to 247Sports.com...
- Ranked as a four-star recruit, according to ESPN.com.

PERSONAL

- Born May 7, 2003
- Son of Woody Pierre and Jameica Jackson
- Has one brother, Jayce Pierre
- Majoring in general studies

PIERRE, Jayden

Field Goals																			3-Point		F-Throws		Rebounds				Scoring							
SEASON	TEAM	GP-GS	MIN/AVG	FG-FGA	FG%	3FG-3FGA	3FG%	FT-FTA	FT%	OFF	DEF	TOT	AVG	PF-FO	A	TO	BLK	STL	PTS	AVG														
2022-23	PROV	33-0	363/11.0	32-75	.427	12-22	.545	8-10	.800	9	25	34	1.0	24-0	64	24	3	8	84	2.5														
2023-24	PROV	32-31	974/30.4	105-261	.402	52-142	.366	42-54	.778	13	68	81	2.5	82-1	102	71	5	27	304	9.5														
2024-25	PROV	32-32	1095/34.2	136-342	.398	67-196	.342	54-68	.794	24	66	90	2.8	81-1	101	75	8	20	393	12.3														
2025-26	TCU	22-22	642/29.2	82-193	.425	39-100	.390	28-34	.824	10	38	48	2.2	65-4	59	33	7	22	231	10.5														
TOTAL FOR TCU		22-22	642/29.2	82-193	.425	39-100	.390	28-34	.824	10	38	48	2.2	65-4	59	33	7	22	231	10.5														
TOTAL		119-85	3075/25.8	355-871	.408	170-460	.370	132-166	.795	56	197	253	2.1	252-6	326	203	23	77	1012	8.5														

#1 PIERRE, Jayden

Opponent	Date	GS	MIN	Total		3-Pointers		Free throws		Rebounds				PF	A	TO	BLK	STL	PTS	AVG	
				FG-FGA	PCT	3FG-3FGA	PCT	FT-FTA	PCT	OFF	DEF	TOT	AVG								
New Orleans	11/03/2025	*	32:56	4-9	.444	1-4	.250	2-2	1.000	1	1	2	2.0	3	1	5	0	2	11	11.0	
Saint Francis	11/06/2025	*	18:40	3-7	.429	1-5	.200	0-0	.000	0	4	4	3.0	0	3	1	0	1	7	9.0	
Lamar University	11/10/2025	*	25:04	8-12	.667	2-5	.400	0-0	.000	0	0	0	2.0	3	2	1	0	3	18	12.0	
Michigan	11/14/2025	*	29:33	3-13	.231	2-7	.286	0-0	.000	1	1	2	2.0	1	2	3	0	1	8	11.0	
Kansas City	11/19/2025	*	22:07	5-8	.625	5-8	.625	2-2	1.000	1	5	6	2.8	4	3	1	0	0	17	12.2	
vs Florida	11/27/2025	*	24:21	4-6	.667	2-3	.667	0-0	.000	0	2	2	2.7	4	0	4	0	1	10	11.8	
vs Wisconsin	11/28/2025	*	32:21	4-11	.364	2-2	1.000	1-2	.500	0	3	3	2.7	4	4	0	2	0	11	11.7	
Notre Dame	12/05/2025	*	38:45	6-12	.500	4-7	.571	1-2	.500	1	1	2	2.6	1	2	2	0	1	17	12.4	
at North Texas	12/07/2025	*	28:05	2-5	.400	0-2	.000	1-2	.500	1	0	1	2.4	3	1	1	0	0	5	11.6	
UIW	12/15/2025	*	35:30	4-10	.400	1-5	.200	0-0	.000	0	2	2	2.4	2	4	1	0	0	9	11.3	
Oral Roberts	12/18/2025	*	26:24	5-10	.500	2-5	.400	0-0	.000	2	1	3	2.5	2	4	3	0	3	12	11.4	
Florida A&M	12/21/2025	*	29:17	1-7	.143	1-4	.250	4-4	1.000	0	1	1	2.3	1	2	1	2	0	7	11.0	
Jackson St.	12/29/2025	*	19:42	3-4	.750	2-3	.667	0-0	.000	0	1	1	2.2	3	1	0	0	1	8	10.8	
Baylor	01/03/2026	*	33:15	3-10	.300	2-5	.400	0-0	.000	0	3	3	2.3	4	4	0	2	2	8	10.6	
at Kansas	01/06/2026	*	31:54	6-12	.500	4-8	.500	0-0	.000	0	2	2	2.3	5	4	3	0	0	16	10.9	
Arizona	01/10/2026	*	27:42	3-6	.500	1-3	.333	4-4	1.000	0	0	0	2.1	4	2	2	0	1	11	10.9	
at BYU	01/14/2026	*	22:20	2-3	.667	1-2	.500	0-0	.000	0	1	1	2.1	5	3	0	0	0	5	10.6	
at Utah	01/17/2026	*	33:39	4-11	.364	0-2	.000	0-0	.000	1	1	2	2.1	5	6	1	0	2	8	10.4	
Oklahoma St.	01/20/2026	*	30:04	3-9	.333	2-5	.400	0-0	.000	0	3	3	2.1	1	4	3	1	1	8	10.3	
at Baylor	01/24/2026	*	36:03	6-9	.667	3-4	.750	10-12	.833	0	2	2	2.1	5	2	1	0	0	25	11.1	
Houston	01/28/2026	*	34:31	1-9	.111	1-6	.167	2-2	1.000	1	3	4	2.2	3	2	0	0	2	5	10.8	
at Colorado	02/01/2026	*	29:56	2-10	.200	0-5	.000	1-2	.500	1	1	2	2.2	2	3	0	0	1	5	10.5	
Totals			22	642:10	82-193	.425	39-100	.390	28-34	.824	10	38	48	2.2	65	59	33	7	22	231	10.5

Player Averages

Games Played	Minutes/game	Points/game	FG Pct	3FG Pct	FT Pct	Rebounds/game	Assists/game	Turnovers/game	Assist/Turnover ratio	Steals/game	Blocks/game
22	29.2	10.5	42.5	39.0	82.4	2.2	2.7	1.5	1.8	1.0	0.3



GAME HIGHS

Points

Season 25 (1/24/26 at Baylor)
Career Same

Rebounds

Season 6 (11/19/25 vs. Kansas City)
Career 6, 2x (last, 11/19/25 vs. Kansas City)

Assists

Season 6 (1/17/26 at Utah)
Career 11 (12/10/22 vs. UAlbany)

Steals

Season 3, 2x (last, 12/18/25 vs. Oral Roberts)
Career 4 (01/06/24 vs. Creighton)

Blocks

Season 2, 2x (last, 1/3/26 vs. Baylor)
Career 2, 3x (last, 1/3/26 vs. Baylor)

Field Goals

Season 8 (11/10/25 vs. Lamar)
Career 8, 2x (last, 11/10/25 vs. Lamar)

Field Goal Attempts

Season 13 (11/15/25 vs. Michigan)
Career 16 (01/08/25 vs. Butler)

3-Point Field Goals:

Season 5 (11/19/25 vs. Kansas City)
Career 5, 2x (last, 11/19/25 vs. Kansas City)

3-Point Field Goal Attempts

Season 8 (1/6/26 at Kansas)
Career 10 (11/29/24 vs. Indiana)

Free Throws

Season 10 (1/24/26 at Baylor)
Career Same

Free Throw Attempts

Season 12 (1/24/26 at Baylor)
Career Same

Minutes

Season 39 (12/5/25 vs. Notre Dame)
Career 40 (02/15/25 vs. Villanova)

MISCELLANEOUS STATS

Year	Season	Career	TCU W/L
20+ Points:	1	4	1-0
10+ Points:	10	50	6-4
10+ Rebs:	-	-	0-0
Double-Doubles:	-	-	0-0
5+ Assists:	1	20	0-1
Led Team In Points:	3	12	3-0
Led Team In Rebounds:	-	1	0-0
Led Team In Assists:	3	17	2-1

#2 BROCK HARDING

6-0 | 160 | G | JR | MOLINE, ILL. | MOLINE HS (IOWA)

2025-26 HIGHLIGHTS

Rady Children's Invitational MVP, All-Tournament Team, Big 12 Starting Five - Averaged 17.5 points, 4.0 rebounds, 8.5 assists and 3.0 steals
Had four or more assists in first nine games, the longest streak to begin a TCU season since Ronnie Moss did it 12 times in 2009-10 season
Had 10 assists and zero turnovers vs. Jackson State. Kenrich Williams was the last TCU player with at least 10 and zero when he had that line against Richmond on March 21, 2017.
One of three players in the Big 12 (Christian Anderson, TTU; Moe Odum, ASU) averaging at least 8.0 points, 6.0 assists and 1.0 steal per game
Ranks sixth in the Big 12 with an assist/turnover ratio of 2.98
Ranks eighth in the Big 12 with 1.77 steals per game
Ranks fourth in the Big 12 and 25th nationally with 6.1 assists per game
Has led TCU in assists in 18 of 22 games this season
Shooting 41.7 percent (5-12) from three over the past five games
Led TCU in points (15), rebounds (6), assists (4) and steals (3) against No. 6 Michigan

PRIOR TO THIS SEASON

- Academic All-Big Ten last season at Iowa
- Also last season, ranked fourth in the Big Ten in assists (5.3) and seventh in assist-to-turnover ratio (2.26) and steals (50)
- Scored in double figures in 14 games, including one 20-point and four 15+ point contests... Tallied two points-assists double-doubles.
- Dean's List honoree for the spring semester as a freshman in the 2023-24 season... Recipient of the team's Top Playmaker Award...
- Named Illinois' 2023 Mr. Basketball – the first Western Big Six player to earn the distinction since 2011.
- Was a three-time first-team all-state and Western Big 6 honoree... Scored 1,889 points during his prep career...
- Led Moline to its first ever state championship, finishing with a 35-3 overall record... Scored 28 points in the title-clinching win over Benet Academy for the IHSA 4A State Championship.
- Averaged 18.4 points and 5.7 assists in his senior season

PERSONAL

- Born July 25, 2004
- Son of Scott and Shannon Harding
- Has an older brother, Brody, who played baseball at Illinois
- Writes with his left hand
- Majoring in communications studies

HARDING, Brock

				Field Goals		3-Point		F-Throws		Rebounds				Scoring						
SEASON	TEAM	GP-GS	MIN/AVG	FG-FGA	FG%	3FG-3FGA	3FG%	FT-FTA	FT%	OFF	DEF	TOT	AVG	PF-FO	A	TO	BLK	STL	PTS	AVG
2023-24	Iowa	34-0	368/10.8	42-116	.362	15-40	.375	17-22	.773	1	18	19	0.6	30-0	89	26	1	27	116	3.4
2024-25	Iowa	33-24	820/24.9	108-238	.454	39-98	.398	36-47	.766	20	56	76	2.3	58-0	174	77	4	50	291	8.8
2025-26	TCU	22-22	709/32.2	73-183	.399	18-69	.261	25-42	.595	9	55	64	2.9	33-0	134	45	4	39	189	8.6
TOTAL FOR TCU		22-22	709/32.2	73-183	.399	18-69	.261	25-42	.595	9	55	64	2.9	33-0	134	45	4	39	189	8.6
TOTAL		89-46	1898/21.3	223-537	.415	72-207	.348	78-111	.703	30	129	159	1.8	121-0	397	148	9	116	596	6.7



GAME HIGHS

Points	
Season	19 (11/27/25 vs. Florida)
Career	20 (11/26/24 vs. USC)

Rebounds	
Season	6, 3x (last, 2/1/26 at Colorado)
Career	Same

Assists	
Season	12 (11/27/25 vs. Florida)
Career	12, 2x (last, 11/27/25 vs. Florida)

Steals	
Season	5, 2x (last, 11/27/25 vs. Florida)
Career	Same

Blocks	
Season	1, 4x (last, 12/29/25 vs. Jackson State)
Career	1, 9x (last, 12/29/25 vs. Jackson State)

Field Goals	
Season	7 (11/15/25 vs. Michigan)
Career	9 (11/26/24 vs USC Upstate)

Field Goal Attempts	
Season	16 (11/27/25 vs. Florida)
Career	Same

3-Point Field Goals:	
Season	2, 6x (last, 1/17/26 at Utah)
Career	3, 6x, (1/17/26 at Utah)

3-Point Field Goal Attempts	
Season	7 (1/6/26 at Kansas)
Career	Same

Free Throws	
Season	9 (1/24/26 at Baylor)
Career	Same

Free Throw Attempts	
Season	12 (1/24/26 at Baylor)
Career	Same

Minutes	
Season	41 (1/6/26 at Kansas)
Career	Same

MISCELLANEOUS STATS				TCU
Year	Season	Career	W/L	
20+ Points:	-	1	0-0	
10+ Points:	7	24	4-3	
10+ Rebs:	-	-	0-0	
Double-Doubles:	1	3	1-0	
5+ Assists:	16	38	9-7	
10+ Assists:	3	6	2-1	
Led Team In Points:	2	5	1-1	
Led Team In Rebounds:	1	1	0-1	
Led Team In Assists:	18	38	10-8	

#2 HARDING, Brock

Opponent	Date	GS	MIN	Total		3-Pointers		Free throws		Rebounds				PF	A	TO	BLK	STL	PTS	AVG	
				FG-FGA	PCT	3FG-3FGA	PCT	FT-FTA	PCT	OFF	DEF	TOT	AVG								
New Orleans	11/03/2025	*	36:17	2-11	.182	0-4	.000	2-2	1.000	1	0	1	1.0	2	6	0	1	5	6	6.0	
Saint Francis	11/06/2025	*	25:24	0-5	.000	0-3	.000	0-0	.000	0	1	1	1.0	1	5	0	0	3	0	3.0	
Lamar University	11/10/2025	*	37:14	3-7	.429	2-3	.667	0-2	.000	1	3	4	2.0	1	7	2	1	2	8	4.7	
Michigan	11/14/2025	*	32:05	7-14	.500	1-4	.250	0-1	.000	0	6	6	3.0	1	4	1	0	3	15	7.3	
Kansas City	11/19/2025	*	29:12	2-4	.500	2-4	.500	0-0	.000	1	2	3	3.0	2	4	6	1	4	6	7.0	
vs Florida	11/27/2025	*	37:26	6-16	.375	0-3	.000	7-8	.875	0	4	4	3.2	2	12	2	0	5	19	9.0	
vs Wisconsin	11/28/2025	*	35:40	6-9	.667	2-3	.667	2-3	.667	0	4	4	3.3	2	5	5	0	1	16	10.0	
Notre Dame	12/05/2025	*	36:04	5-10	.500	2-5	.400	0-0	.000	1	1	2	3.1	3	8	0	0	0	12	10.3	
at North Texas	12/07/2025	*	35:06	4-8	.500	0-2	.000	1-3	.333	0	1	1	2.9	1	4	4	0	1	9	10.1	
UIW	12/15/2025	*	35:37	5-11	.455	1-3	.333	2-2	1.000	1	1	2	2.8	0	3	0	0	0	13	10.4	
Oral Roberts	12/18/2025	*	27:59	3-5	.600	0-2	.000	0-0	.000	0	0	0	2.5	0	3	0	0	0	6	10.0	
Florida A&M	12/21/2025	*	27:40	3-6	.500	0-1	.000	0-0	.000	0	6	6	2.8	1	7	4	0	2	6	9.7	
Jackson St.	12/29/2025	*	18:17	0-2	.000	0-2	.000	0-0	.000	0	1	1	2.7	0	10	0	1	1	0	8.9	
Baylor	01/03/2026	*	36:33	3-11	.273	1-3	.333	0-1	.000	1	4	5	2.9	2	5	4	0	2	7	8.8	
at Kansas	01/06/2026	*	41:29	2-9	.222	2-7	.286	1-4	.250	2	3	5	3.0	2	10	2	0	2	7	8.7	
Arizona	01/10/2026	*	36:16	5-11	.455	0-3	.000	1-4	.250	1	4	5	3.1	1	6	1	0	1	11	8.8	
at BYU	01/14/2026	*	31:24	4-11	.364	0-5	.000	0-0	.000	0	2	2	3.1	2	7	2	0	1	8	8.8	
at Utah	01/17/2026	*	31:34	3-6	.500	2-4	.500	0-0	.000	0	1	1	2.9	1	5	3	0	1	8	8.7	
Oklahoma St.	01/20/2026	*	32:28	1-6	.167	1-4	.250	0-0	.000	0	0	0	2.8	1	9	3	0	2	3	8.4	
at Baylor	01/24/2026	*	25:27	3-9	.333	1-2	.500	9-12	.750	0	2	2	2.8	4	6	0	0	2	16	8.8	
Houston	01/28/2026	*	33:51	4-9	.444	0-1	.000	0-0	.000	0	3	3	2.8	3	6	3	0	1	8	8.8	
at Colorado	02/01/2026	*	26:04	2-3	.667	1-1	1.000	0-0	.000	0	6	6	2.9	1	2	3	0	0	5	8.6	
Totals			22	709:06	73-183	.399	18-69	.261	25-42	.595	9	55	64	2.9	33	134	45	4	39	189	8.6

Player Averages

Games Played	Minutes/ game	Points/ game	FG Pct	3FG Pct	FT Pct	Rebounds/ game	Assists/ game	Turnovers/ game	Assist/Turnover ratio	Steals/ game	Blocks/ game
22	32.2	8.6	39.9	26.1	59.5	2.9	6.1	2.0	3.0	1.8	0.2

#3 LIUTAURAS LELEVICIUS

6-7 | 225 | G | JR | KAUNAS, LITHUANIA | OREGON STATE

2025-26 HIGHLIGHTS

DNP vs. Florida A&M on Dec. 21 (illness)

Was 26-of-27 from the free throw line before his first miss of the season against Houston on Jan. 28

Is 15-of-28 (53.6) from three in Big 12 play, also has made 18 of his last 31 attempts from three

PRIOR TO THIS SEASON

- Averaged 8.7 points, 4.0 rebounds and 1.2 assists per game while shooting 48.0 percent from the field, 37.9 percent from three and 85.3 percent from the free throw line at Oregon State last season.
- Made multiple 3-pointers in a game 11 time and scored in double figures 14 times...
- Scored a season-high 20 points on 9-of-12 shooting in the final game to UCF in the opening round of the College Basketball Crown (4/1/25)
- Had a near double-double with 17 points and a season-high nine rebounds against Oakland (12/23/24).
- Competed for Lithuania at the 2023 FIBA U20 European Championships, averaging 17.6 points and 3.7 rebounds per game
- Competed in the FIBA U19 FIBA World Cup in 2021

PERSONAL

- Born May 28, 2003
- Son of Indre and Martynas Lelevicius
- Name is pronounced Lih-TAO-ris Le-LEH-vich-us
- Nicknamed LT
- Got engaged this past summer
- Majoring in general studies



GAME HIGHS

Points

Season 23 (1/6/26 at Kansas)

Career Same

Rebounds

Season 6, 2x (last, 1/20/26 vs. Oklahoma State)

Career 9 (12/23/24 vs. Oakland)

Assists

Season 4 (11/6/25 vs. Saint Francis)

Career 5 (11/8/24 vs. Weber St.)

Steals

Season 2, 2x (12/29/25 vs. Jackson State)

Career 3 (1/25/25 vs. Santa Clara)

Blocks

Season 1, 2x (last, 12/7/25 at North Texas)

Career 2 (3/8/25 vs. Pepperdine)

Field Goals

Season 7 (1/6/26 at Kansas)

Career 9 (4/1/25 vs. UCF)

Field Goal Attempts

Season 9, 2x (last, 1/6/26 at Kansas)

Career 12 (4/1/25 vs. UCF)

3-Point Field Goals:

Season 5 (1/6/26 at Kansas)

Career Same

3-Point Field Goal Attempts

Season 7, 2x (last, 1/6/26 at Kansas)

Career 7, 3x (last, 1/6/26 at Kansas))

Free Throws

Season 6 (12/15/25 vs. Incarnate Word)

Career 8 (1/11/25 vs. Pacific)

Free Throw Attempts

Season 6 (12/15/25 vs. Incarnate Word)

Career 8 (1/11/25 vs. Pacific)

Minutes

Season 39 (1/6/26 at Kansas)

Career Same

MISCELLANEOUS STATS

Year	Season	Career	TCU W/L
20+ Points:	1	2	0-1
10+ Points:	9	22	8-1
10+ Rebs:	-	-	0-0
Double-Doubles:	-	-	0-0
5+ Assists:	-	1	0-0
Led Team In Points:	1	3	0-1
Led Team In Rebounds:	1	3	1-0
Led Team In Assists:	-	-	0-0

		Field Goals					3-Point		F-Throws		Rebounds			Scoring						
SEASON	TEAM	GP-GS	MIN/AVG	FG-FGA	FG%	3FG-3FGA	3FG%	FT-FTA	FT%	OFF	DEF	TOT	AVG	PF-FO	A	TO	BLK	STL	PTS	AVG
2024-25	OSU	33-24	885/26.8	96-200	.480	36-95	.379	58-68	.853	44	89	133	4.0	48-2	40	31	9	17	286	8.7
2025-26	TCU	21-21	504/24.0	56-116	.483	31-76	.408	26-27	.963	12	53	65	3.1	21-0	15	12	3	10	169	8.0
TOTAL FOR TCU		21-21	504/24.0	56-116	.483	31-76	.408	26-27	.963	12	53	65	3.1	21-0	15	12	3	10	169	8.0
TOTAL		54-45	1388/25.7	152-316	.481	67-171	.392	84-95	.884	56	142	198	3.7	69-2	55	43	12	27	455	8.4

#3 LELEVICIUS, Liutauras

Opponent	Date	GS	MIN	Total		3-Pointers		Free throws		Rebounds				PF	A	TO	BLK	STL	PTS	AVG	
				FG-FGA	PCT	3FG-3FGA	PCT	FT-FTA	PCT	OFF	DEF	TOT	AVG								
New Orleans	11/03/2025	*	27:20	2-9	.222	0-7	.000	2-2	1.000	2	3	5	5.0	2	1	0	0	1	6	6.0	
Saint Francis	11/06/2025	*	22:53	3-7	.429	2-5	.400	2-2	1.000	0	2	2	3.5	1	4	1	0	0	10	8.0	
Lamar University	11/10/2025	*	19:23	0-4	.000	0-3	.000	2-2	1.000	0	3	3	3.3	1	1	0	0	0	2	6.0	
Michigan	11/14/2025	*	22:18	3-4	.750	1-2	.500	2-2	1.000	1	1	2	3.0	3	0	0	0	1	9	6.8	
Kansas City	11/19/2025	*	24:59	5-7	.714	4-5	.800	2-2	1.000	0	3	3	3.0	0	1	0	0	2	16	8.6	
vs Florida	11/27/2025	*	22:15	1-5	.200	1-5	.200	0-0	.000	0	2	2	2.8	1	0	0	0	0	3	7.7	
vs Wisconsin	11/28/2025	*	27:38	4-5	.800	3-4	.750	0-0	.000	0	5	5	3.1	1	1	1	1	1	11	8.1	
Notre Dame	12/05/2025	*	24:24	3-7	.429	1-5	.200	0-0	.000	0	5	5	3.4	3	2	1	0	0	7	8.0	
at North Texas	12/07/2025	*	16:25	1-5	.200	0-4	.000	2-2	1.000	1	3	4	3.4	0	0	1	1	0	4	7.6	
UIW	12/15/2025	*	32:12	3-5	.600	1-2	.500	6-6	1.000	2	1	3	3.4	0	1	0	0	1	13	8.1	
Oral Roberts	12/18/2025	*	21:27	2-4	.500	0-2	.000	0-0	.000	2	2	4	3.5	1	0	2	0	0	4	7.7	
Jackson St.	12/29/2025	*	21:31	5-7	.714	3-4	.750	2-2	1.000	2	3	5	3.6	1	1	0	0	2	15	8.3	
Baylor	01/03/2026	*	21:12	4-7	.571	3-5	.600	0-0	.000	0	2	2	3.5	0	1	0	0	0	11	8.5	
at Kansas	01/06/2026	*	38:36	7-9	.778	5-7	.714	4-4	1.000	1	5	6	3.6	0	0	0	0	0	23	9.6	
Arizona	01/10/2026	*	22:37	0-3	.000	0-1	.000	0-0	.000	0	2	2	3.5	0	0	1	1	0	0	8.9	
at BYU	01/14/2026	*	25:56	2-5	.400	2-3	.667	0-0	.000	0	3	3	3.5	2	0	1	0	1	6	8.8	
at Utah	01/17/2026	*	13:42	1-2	.500	0-0	.000	0-0	.000	0	1	1	3.4	1	0	1	0	0	2	8.4	
Oklahoma St.	01/20/2026	*	30:03	4-8	.500	2-4	.500	0-0	.000	1	5	6	3.5	0	1	1	0	1	10	8.4	
at Baylor	01/24/2026	*	28:17	3-5	.600	1-2	.500	2-2	1.000	0	1	1	3.4	3	0	1	0	0	9	8.5	
Houston	01/28/2026	*	24:45	3-5	.600	2-4	.500	0-1	.000	0	1	1	3.3	1	0	1	0	0	8	8.5	
at Colorado	02/01/2026	*	15:58	0-3	.000	0-2	.000	0-0	.000	0	0	0	3.1	0	1	0	0	0	0	8.0	
Totals			21	503:50	56-116	.483	31-76	.408	26-27	.963	12	53	65	3.1	21	15	12	3	10	169	8.0

Player Averages

Games Played	Minutes/game	Points/game	FG Pct	3FG Pct	FT Pct	Rebounds/game	Assists/game	Turnovers/game	Assist/Turnover ratio	Steals/game	Blocks/game
21	24.0	8.0	48.3	40.8	96.3	3.1	0.7	0.6	1.3	0.5	0.1

#5 MICAH ROBINSON

6-6 | 232 | F | SO | KANSAS CITY, MO. | OAK HILL ACADEMY - VA.

2025-26 HIGHLIGHTS

First-career double-double came against Saint Francis with 13 points and 10 rebounds

Made at least one free throw in first nine games. It was the longest streak to begin a TCU season since Mike Miles Jr. did it 17 games in 2022-23.

Has made 36 of his last 42 free throw attempts

PRIOR TO THIS SEASON

- Played in all 32 games and made two starts as a true freshman last season and shot a team-best 76.5 percent (39-of-51) from the free throw line
- Consensus four-star player and ranked No. 65 overall by ESPN. Is part of a TCU signing class that ranked 20th in the nation according to ESPN
- Ranked as the No. 22 small forward and the No. 100 overall recruit according to 247Sports
- With a grade of .9637 is the third-highest rated recruit in program history
- Played two seasons at Oak Hill Academy in Virginia and averaged 15.1 points, 4.4 rebounds and 3.3 assists as a senior in the 2023-24 season
- Participated in the Adidas Eurocamp
- Earned Second Team All-3SSB and averaged 15 points, seven rebounds and three assists per game while shooting 45 percent from three as a junior in the 2022-23 season
- Played for Greenhill School in Addison, Texas as a sophomore and Frisco High School as a freshman
- Played for the AAU team Southern Assault throughout high school

PERSONAL

- Born Sept. 23, 2005 in Kansas City, Mo. and lived there for the first eight years of his life before moving to Texas
- Son of Eustacia Myers-Robinson and Patrick Robinson
- Majoring in communications studies
- First job was washing cars
- Must do before a game is to take a nap
- Favorite snack is Oreos
- Outside of basketball, says he's best at football or writing
- Is very passionate that Ranch Dressing doesn't belong on anything except salads
- Described by Coach Dixon as smart, tough and unselfish

				Field Goals		3-Point		F-Throws		Rebounds								Scoring		
SEASON	TEAM	GP-GS	MIN/AVG	FG-FGA	FG%	3FG-3FGA	3FG%	FT-FTA	FT%	OFF	DEF	TOT	AVG	PF-FO	A	TO	BLK	STL	PTS	AVG
2024-25	TCU	32-2	450/14.1	55-139	.396	22-69	.319	39-51	.765	29	29	58	1.8	29-0	17	20	3	12	171	5.3
2025-26	TCU	22-1	542/24.6	56-152	.368	23-76	.303	71-92	.772	29	75	104	4.7	53-2	44	33	10	23	206	9.4
TOTAL		54-3	992/18.4	111-291	.381	45-145	.310	110-143	.769	58	104	162	3.0	82-2	61	53	13	35	377	7.0

#5 ROBINSON, Micah

Opponent	Date	GS	MIN	Total		3-Pointers		Free throws		Rebounds				PF	A	TO	BLK	STL	PTS	AVG
				FG-FGA	PCT	3FG-3FGA	PCT	FT-FTA	PCT	OFF	DEF	TOT	AVG							
New Orleans	11/03/2025		22:49	3-10	.300	2-5	.400	6-6	1.000	1	5	6	6.0	2	1	2	0	2	14	14.0
Saint Francis	11/06/2025		18:59	3-4	.750	1-2	.500	6-7	.857	1	9	10	8.0	2	3	2	1	0	13	13.5
Lamar University	11/10/2025		23:51	2-7	.286	2-3	.667	5-6	.833	1	2	3	6.3	2	1	2	0	0	11	12.7
Michigan	11/14/2025		22:28	3-8	.375	2-3	.667	4-5	.800	2	1	3	5.5	5	1	0	1	1	12	12.5
Kansas City	11/19/2025		19:55	1-5	.200	1-3	.333	1-2	.500	3	5	8	6.0	2	2	1	0	1	4	10.8
vs Florida	11/27/2025		29:56	3-10	.300	1-5	.200	1-6	.167	0	3	3	5.5	1	1	0	1	1	8	10.3
vs Wisconsin	11/28/2025		28:19	1-5	.200	0-2	.000	5-7	.714	1	3	4	5.3	2	1	0	1	0	7	9.9
Notre Dame	12/05/2025		30:47	3-7	.429	2-4	.500	5-8	.625	1	3	4	5.1	2	2	2	0	4	13	10.3
at North Texas	12/07/2025		17:29	1-4	.250	0-1	.000	2-2	1.000	1	1	2	4.8	3	0	3	1	1	4	9.6
UIW	12/15/2025		17:35	2-4	.500	0-2	.000	0-1	.000	1	4	5	4.8	3	0	1	1	0	4	9.0
Oral Roberts	12/18/2025		22:32	2-3	.667	1-1	1.000	4-4	1.000	1	5	6	4.9	1	1	2	1	2	9	9.0
Florida A&M	12/21/2025		30:31	3-10	.300	1-7	.143	3-3	1.000	2	5	7	5.1	2	4	0	0	0	10	9.1
Jackson St.	12/29/2025		31:13	7-9	.778	2-4	.500	3-3	1.000	0	3	3	4.9	2	9	2	1	3	19	9.8
Baylor	01/03/2026		30:46	3-6	.500	1-3	.333	6-8	.750	5	5	10	5.3	1	3	1	1	0	13	10.1
at Kansas	01/06/2026		29:17	5-12	.417	2-5	.400	4-5	.800	3	5	8	5.5	3	1	4	0	2	16	10.5
Arizona	01/10/2026		20:49	1-7	.143	1-4	.250	2-2	1.000	0	3	3	5.3	4	3	1	1	1	5	10.1
at BYU	01/14/2026		27:01	4-10	.400	1-6	.167	1-1	1.000	0	6	6	5.4	2	2	0	0	0	10	10.1
at Utah	01/17/2026		28:17	3-8	.375	1-5	.200	7-8	.875	2	2	4	5.3	2	5	0	0	0	14	10.3
Oklahoma St.	01/20/2026		17:10	1-6	.167	0-3	.000	0-0	.000	1	0	1	5.1	2	0	4	0	1	2	9.9
at Baylor	01/24/2026	*	35:10	2-5	.400	1-2	.500	1-2	.500	0	1	1	4.9	5	3	1	0	3	6	9.7
Houston	01/28/2026		17:45	0-3	.000	0-2	.000	3-4	.750	0	3	3	4.8	3	0	4	0	1	3	9.4
at Colorado	02/01/2026		19:23	3-9	.333	1-4	.250	2-2	1.000	3	1	4	4.7	2	1	1	0	0	9	9.4
Totals			1 542:02	56-152	.368	23-76	.303	71-92	.772	29	75	104	4.7	53	44	33	10	23	206	9.4

Player Averages

Games Played	Minutes/game	Points/game	FG Pct	3FG Pct	FT Pct	Rebounds/game	Assists/game	Turnovers/game	Assist/Turnover ratio	Steals/game	Blocks/game
22	24.6	9.4	36.8	30.3	77.2	4.7	2.0	1.5	1.3	1.0	0.5



GAME HIGHS

Points

Season	19 (12/29/25 vs. Jackson State)
Career	Same

Rebounds

Season	10 (11/6/25 vs. Saint Francis)
Career	Same

Assists

Season	9 (12/29/25 vs. Jackson State)
Career	Same

Steals

Season	3 (12/29/25 vs. Jackson State)
Career	Same

Blocks

Season	1, 7x (last, 1/3/26 vs. Baylor)
Career	1, 10x (last, 1/3/26 vs. Baylor)

Field Goals

Season	7 (12/29/25 vs. Jackson State)
Career	Same

Field Goal Attempts

Season	12 (1/6/26 at Kansas)
Career	Same

3-Point Field Goals:

Season	2, 5x (last, 1/6/26 at Kansas)
Career	Same

3-Point Field Goal Attempts

Season	5, 3x (last, 1/6/26 at Kansas)
Career	6 (12/16/24 vs. South Alabama)

Free Throws

Season	7 (1/17/26 at Utah)
Career	Same

Free Throw Attempts

Season	8, 2x (last, 1/17/26 at Utah)
Career	Same

Minutes

Season	35 (1/24/26 at Baylor)
Career	Same

MISCELLANEOUS STATS

Year	Season	Career	TCU W/L
20+ Points:	-	-	0-0
10+ Points:	11	16	8-8
10+ Rebs:	2	2	2-0
Double-Doubles:	2	2	2-0
5+ Assists:	2	3	2-1
Led Team In Points:	-	-	0-0
Led Team In Rebounds:	3	3	3-0
Led Team In Assists:	-	-	0-0

#6 ASHTON SIMMONS

6-3 | 200 | G | R-FR | BEAUMONT, TEXAS | WEST BROOK HS

2025-26 HIGHLIGHTS


Was unavailable in game vs. Jackson State (sick)
Scored first-career points (3) against Saint Francis

PRIOR TO THIS SEASON

- Did not play last season and took a redshirt year
- Was a three-star recruit by 247Sports
- Rated the 31st combo guard in the country and 14th best player in the state of Texas by 247
- Averaged 17.6 points, 7.1 rebounds, 4.1 assists and 2.7 steals per game as a senior in 2023-24 season at West Brook High School
- As a junior in 2022-23, averaged 17.3 points, 7.4 rebounds, 3.2 assists and 2.0 steals per game
- Played for JL3 Elite in the Nike EYBL Circuit and averaged 10 points, six rebounds and five assists
- Averaged 12 points, seven rebounds and seven assists at the Peach Jam.

PERSONAL

- Born Oct. 6, 2005
- Has not yet declared a major



GAME HIGHS

Points

Season 3 (11/6/25 vs. Saint Francis)
Career Same

Rebounds

Season 2 (11/19/25 vs. Kansas City)
Career Same

Assists

Season 1 (11/6/25 vs. Saint Francis)
Career Same

Steals

Season -
Career Same

Blocks

Season -
Career Same

Field Goals

Season 1, 2x (last, 2/1/26 at Colorado)
Career Same

Field Goal Attempts

Season 3, 2x (last, 2/1/26 at Colorado)
Career Same

3-Point Field Goals:

Season 1 (11/6/25 vs. Saint Francis)
Career -

3-Point Field Goal Attempts

Season 3 (11/6/25 vs. Saint Francis)
Career -

Free Throws

Season -
Career Same

Free Throw Attempts

Season -
Career Same

Minutes

Season 8 (11/6/25 vs. Saint Francis)
Career Same

MISCELLANEOUS STATS

Year	Season	TCU W/L
20 + Points:	-	0-0
10+ Points:	-	0-0
10+ Rebs:	-	0-0
Double-Doubles:	-	0-0
5 + Assists:	-	0-0
Led Team In Points:	-	0-0
Led Team In Rebounds:	-	0-0
Led Team In Assists:	-	0-0

			Field Goals		3-Point		F-Throws		Rebounds									Scoring		
SEASON	TEAM	GP-GS	MIN/AVG	FG-FGA	FG%	3FG-3FGA	3FG%	FT-FTA	FT%	OFF	DEF	TOT	AVG	PF-FO	A	TO	BLK	STL	PTS	AVG
2025-26	TCU	4-0	17/4.3	2-7	.286	1-4	.250	0-0	.000	0	3	3	0.8	2-0	1	3	0	0	5	1.3
TOTAL		4-0	17/4.3	2-7	.286	1-4	.250	0-0	.000	0	3	3	0.8	2-0	1	3	0	0	5	1.3

#6 SIMMONS, Ashton

Opponent	Date	GS	MIN	Total		3-Pointers		Free throws		Rebounds				PF	A	TO	BLK	STL	PTS	AVG
				FG-FGA	PCT	3FG-3FGA	PCT	FT-FTA	PCT	OFF	DEF	TOT	AVG							
Saint Francis	11/06/2025		07:35	1-3	.333	1-3	.333	0-0	.000	0	0	0	0.0	1	1	2	0	0	3	3.0
Kansas City	11/19/2025		02:29	0-1	.000	0-0	.000	0-0	.000	0	2	2	1.0	1	0	0	0	0	0	1.5
Florida A&M	12/21/2025		01:40	0-0	.000	0-0	.000	0-0	.000	0	1	1	1.0	0	0	1	0	0	0	1.0
at Colorado	02/01/2026		05:31	1-3	.333	0-1	.000	0-0	.000	0	0	0	0.8	0	0	0	0	0	2	1.3
Totals		0	17:15	2-7	.286	1-4	.250	0-0	.000	0	3	3	0.8	2	1	3	0	0	5	1.3

Player Averages

Games Played	Minutes/ game	Points/ game	FG Pct	3FG Pct	FT Pct	Rebounds/ game	Assists/ game	Turnovers/ game	Assist/Turnover ratio	Steals/ game	Blocks/ game
4	4.3	1.3	28.6	25.0	0.0	0.8	0.3	0.8	0.3	0.0	0.0

#7 KAYDEN EDWARDS

6-2 | 168 | G | FR | FORT WORTH, TEXAS | DUNCANVILLE HS

2025-26 HIGHLIGHTS

Scored first-career points (5) against Saint Francis
Has made eight of his last 12 3-point attempts

PRIOR TO THIS SEASON

- Third-highest recruit in program history, according to 247Sports which dates back to 2000
- A 4-star recruit out of Duncanville High School in Texas
- Ranked 49th overall, ninth as a shooting guard and fourth in the state of Texas by 247 Sports... Ranked 84th by ESPN.com and 15th overall guard...
- Led Duncanville to a Class 6A State Championship and was named tournament MVP with 23 points and six rebounds in the final game
- 2024-25 All-Area Boys Basketball Player of the Year... Averaged 25.1 points 3.8 rebounds, 2.0 assists and 1.7 steals per game and shot 87 percent from the free throw line as a senior in 2024-25... Was a 2025 McDonald's All-American Game nominee... Named 2025 TABC Class 6A All-State
- Averaged 23.2 points, 3.4 rebounds, 2.4 assists and 1.4 steals per game as a junior in 2023-24
- As a sophomore in 2022-23, averaged 9.2 points per game

PERSONAL

- Born Nov. 2, 2006
- Son of Brandon and Kyle Edwards... Both parents played basketball at Bethune-Cookman
- Nicknamed Bugg, given to him by his father because as a kid he would never stop moving or crawling around, like a bug
- Enjoyed riding horses growing up at a nearby family ranch... Prides himself being a good cook, learned from his grandmother.

		Field Goals		3-Point		F-Throws		Rebounds				Scoring			
SEASON	TEAM	GP-GS	MIN/AVG	FG-FGA	FG%	3FG-3FGA	3FG%	FT-FTA	FT%	OFF	DEF	TOT	AVG	PF-FO	A TO BLK STL PTS AVG
2025-26	TCU	13-0	88/6.7	17-38	.447	10-23	.435	1-4	.250	1	8	9	0.7	4-0	8 5 0 1 45 3.5
TOTAL		13-0	88/6.7	17-38	.447	10-23	.435	1-4	.250	1	8	9	0.7	4-0	8 5 0 1 45 3.5

#7 EDWARDS, Kayden

Opponent	Date	GS	MIN	Total		3-Pointers		Free throws		Rebounds				PF	A	TO	BLK	STL	PTS	AVG
				FG-FGA	PCT	3FG-3FGA	PCT	FT-FTA	PCT	OFF	DEF	TOT	AVG							
New Orleans	11/03/2025		04:22	0-3	.000	0-1	.000	0-0	.000	0	0	0	0.0	0	0	0	0	0	0	0.0
Saint Francis	11/06/2025		10:16	2-6	.333	1-5	.200	0-0	.000	0	1	1	0.5	2	1	1	0	0	5	2.5
Lamar University	11/10/2025		03:42	1-2	.500	0-1	.000	1-2	.500	0	0	0	0.3	0	1	0	0	0	3	2.7
Kansas City	11/19/2025		07:03	1-3	.333	1-3	.333	0-0	.000	0	1	1	0.5	0	0	0	0	0	3	2.8
at North Texas	12/07/2025		01:18	1-1	1.000	0-0	.000	0-0	.000	0	0	0	0.4	1	0	0	0	0	2	2.6
Oral Roberts	12/18/2025		11:18	3-7	.429	1-2	.500	0-2	.000	1	0	1	0.5	0	1	0	0	0	7	3.3
Florida A&M	12/21/2025		12:31	2-4	.500	2-3	.667	0-0	.000	0	0	0	0.4	0	0	1	0	0	6	3.7
Jackson St.	12/29/2025		14:52	5-8	.625	4-6	.667	0-0	.000	0	5	5	1.0	0	5	1	0	1	14	5.0
at Kansas	01/06/2026		00:09	0-0	.000	0-0	.000	0-0	.000	0	0	0	0.9	0	0	0	0	0	0	4.4
Arizona	01/10/2026		01:04	0-0	.000	0-0	.000	0-0	.000	0	0	0	0.8	0	0	0	0	0	0	4.0
Oklahoma St.	01/20/2026		05:52	0-0	.000	0-0	.000	0-0	.000	0	0	0	0.7	0	0	0	0	0	0	3.6
at Baylor	01/24/2026		07:39	1-2	.500	0-1	.000	0-0	.000	0	0	0	0.7	0	0	1	0	0	2	3.5
at Colorado	02/01/2026		07:25	1-2	.500	1-1	1.000	0-0	.000	0	1	1	0.7	1	0	1	0	0	3	3.5
Totals			0 87:32	17-38	.447	10-23	.435	1-4	.250	1	8	9	0.7	4	8	5	0	1	45	3.5

Player Averages

Games Played	Minutes/game	Points/game	FG Pct	3FG Pct	FT Pct	Rebounds/game	Assists/game	Turnovers/game	Assist/Turnover ratio	Steals/game	Blocks/game
13	6.7	3.5	44.7	43.5	25.0	0.7	0.6	0.4	1.6	0.1	0.0



GAME HIGHS

Points

Season 14 (12/29/25 vs. Jackson State)
Career Same

Rebounds

Season 5 (12/29/25 vs. Jackson State)
Career Same

Assists

Season 5 (12/29/25 vs. Jackson State)
Career Same

Steals

Season 1 (12/29/25 vs. Jackson State)
Career Same

Blocks

Season -
Career Same

Field Goals

Season 5 (12/29/25 vs. Jackson State)
Career Same

Field Goal Attempts

Season 8 (12/29/25 vs. Jackson State)
Career Same

3-Point Field Goals:

Season 4 (12/29/25 vs. Jackson State)
Career Same

3-Point Field Goal Attempts

Season 6 (12/29/25 vs. Jackson State)
Career Same

Free Throws

Season 1 (11/10/25 vs. Lamar)
Career Same

Free Throw Attempts

Season 2, 2x (last, 12/18/25 vs. Oral Roberts)
Career Same

Minutes

Season 15 (12/29/25 vs. Jackson State)
Career Same

MISCELLANEOUS STATS

Year	Season	TCU W/L
20+ Points:	-	0-0
10+ Points:	1	1-0
10+ Rebs:	-	0-0
Double-Doubles:	-	0-0
5+ Assists:	1	1-0
Led Team In Points:	-	0-0
Led Team In Rebounds:	1	1-0
Led Team In Assists:	-	0-0

#8 RJ JONES

6-2 | 189 | G | SO | DENTON, TEXAS | WASATCH ACADEMY - UTAH (KANSAS STATE)

2025-26 HIGHLIGHTS

Scored first points (6) as a Horned Frog on Nov. 6 vs. Saint Francis

The time played vs. Florida A&M (15:47) was more than he had played in total at TCU prior to that game

vs. FAMU, entered into the game with TCU trailing 24-18, his spark in the way of four 3-pointers helped TCU win 80-56

PRIOR TO THIS SEASON

- Played last season at Kansas State and averaged 2.4 points, 0.8 rebounds and 0.7 assists in limited minutes over 28 games
- Scored his Big 12-high of nine points at No. 14 Kansas (3/5/24) and made 3-of-5 from 3-point range.
- Rated a consensus four-star prospect by all major recruiting services and played his final prep year at Wasatch Academy in Mount Pleasant, Utah
- In 2022-23 as a senior, averaged 11.9 points on 40 percent shooting, including 39 percent from 3-point range, with 5.2 assists, 2.8 rebounds and 1.3 steals. Also that year, was named Third Team All-NIBC.
- Played at John Paul II High School in Plano as a junior during the 2021-22 season and averaged 19.7 points, 4.1 rebounds, 3.1 assists and 1.6 steals.
- Was listed among the ESPN 100 and Rivals150. Rated as a top-20 shooting guard nationally and the No. 1 prospect in Texas by 247Sports and On3.
- Led the John Paul II to a 31-7 record and their second TAPPS Class 6A Championship in three seasons
- Selected as the 2022 TAPPS Class 6A Player of the Year and Class 6A First Team All-State
- Combined for more than 800 points as a freshman (2019-20) and sophomore (2020-21) at Braswell High School in Little Elm, Texas

PERSONAL

- Born Sept. 10, 2004
- Full name is Robert Lee Jones Jr.
- Son of Cynthia Jones and Robert Jones Jr
- Has not yet declared a major
- Has to eat before games... Favorite snack is hot fries
- Outside of basketball, is best at beat making
- Can't go one day without a nap

				Field Goals		3-Point		F-Throws		Rebounds										Scoring	
SEASON	TEAM	GP-GS	MIN/AVG	FG-FGA	FG%	3FG-3FGA	3FG%	FT-FTA	FT%	OFF	DEF	TOT	AVG	PF-FO	A	TO	BLK	STL	PTS	AVG	
2023-24	KState	28-0	252/9.0	20-68	.294	17-57	.298	11-13	.846	2	19	21	0.8	27-0	20	14	1	7	68	2.4	
2025-26	TCU	8-0	54/6.8	8-20	.400	6-17	.353	1-2	.500	0	4	4	0.5	7-0	7	3	0	1	23	2.9	
TOTAL FOR TCU		8-0	54/6.8	8-20	.400	6-17	.353	1-2	.500	0	4	4	0.5	7-0	7	3	0	1	23	2.9	
TOTAL		36-0	306/8.5	28-88	.318	23-74	.311	12-15	.800	2	23	25	0.7	34-0	27	17	1	8	91	2.5	

#8 JONES, RJ

Opponent	Date	GS	MIN	Total		3-Pointers		Free throws		Rebounds											
				FG-FGA	PCT	3FG-3FGA	PCT	FT-FTA	PCT	OFF	DEF	TOT	AVG	PF	A	TO	BLK	STL	PTS	AVG	
New Orleans	11/03/2025		04:45	0-0	.000	0-0	.000	0-0	.000	0	0	0	0.0	1	1	0	0	0	0	0.0	
Saint Francis	11/06/2025		05:07	2-3	.667	2-3	.667	0-0	.000	0	0	0	0.0	1	0	0	0	0	6	3.0	
Kansas City	11/19/2025		02:37	0-1	.000	0-0	.000	0-0	.000	0	0	0	0.0	0	0	0	0	0	0	2.0	
Oral Roberts	12/18/2025		01:52	0-1	.000	0-1	.000	1-2	.500	0	1	1	0.3	0	1	0	0	0	1	1.8	
Florida A&M	12/21/2025		15:47	5-9	.556	4-8	.500	0-0	.000	0	1	1	0.4	2	1	0	0	0	14	4.2	
Jackson St.	12/29/2025		17:30	1-4	.250	0-3	.000	0-0	.000	0	1	1	0.5	2	4	3	0	1	2	3.8	
at Utah	01/17/2026		00:00	0-0	.000	0-0	.000	0-0	.000	0	0	0	0.4	0	0	0	0	0	0	3.3	
at Colorado	02/01/2026		06:38	0-2	.000	0-2	.000	0-0	.000	0	1	1	0.5	1	0	0	0	0	0	2.9	
Totals		0	54:17	8-20	.400	6-17	.353	1-2	.500	0	4	4	0.5	7	7	3	0	1	23	2.9	

Player Averages

Games Played	Minutes/ game	Points/ game	FG Pct	3FG Pct	FT Pct	Rebounds/ game	Assists/ game	Turnovers/ game	Assist/Turnover ratio	Steals/ game	Blocks/ game
8	6.8	2.9	40.0	35.3	50.0	0.5	0.9	0.4	2.3	0.1	0.0



GAME HIGHS

Points

Season	14 (12/21/25 vs. Florida A&M)
Career	14, 2x (last, 12/21/25 vs. Florida A&M)

Rebounds

Season	1, 4x (last, 2/1/26 at Colorado)
Career	3 (12/18/22 at Oklahoma St.)

Assists

Season	4 (12/29/25 vs. Jackson State)
Career	4, 2x (last, 12/29/25 vs. Jackson State)

Steals

Season	1 (12/29/25 vs. Jackson State)
Career	4 (11/26/22 vs. Central Arkansas)

Blocks

Season	-
Career	1, 2x (last, 12/6/22 at Oklahoma St.)

Field Goals

Season	5 (12/21/25 vs. Florida A&M)
Career	Same

Field Goal Attempts

Season	9 (12/21/25 vs. Florida A&M)
Career	Same

3-Point Field Goals:

Season	4 (12/21/25 vs. Florida A&M)
Career	4, 2x (last, 12/21/25 vs. Florida A&M)

3-Point Field Goal Attempts

Season	8 (12/21/25 vs. Florida A&M)
Career	Same

Free Throws

Season	1 (12/18/25 vs. Oral Roberts)
Career	3, 2x (12/21/22 vs. North Alabama)

Free Throw Attempts

Season	2 (12/18/25 vs. Oral Roberts)
Career	3, 2x (12/21/22 vs. North Alabama)

Minutes

Season	18 (12/29/25 vs. Jackson State)
Career	21 (11/26/22 vs. Central Arkansas)

MISCELLANEOUS STATS

Year	Season	Career	TCU W/L
20 + Points:	-	-	0-0
10+ Points:	1	2	1-0
10+ Rebs:	-	-	0-0
Double-Doubles:	-	-	0-0
5 + Assists:	-	-	0-0
Led Team In Points:	-	2	0-0
Led Team In Rebounds:	-	3	0-0
Led Team In Assists:	-	2	0-0

#15 DAVID PUNCH

6-7 | 246 | F | SO | HARKER HEIGHTS, TEXAS | HARKER HEIGHTS HS

2025-26 HIGHLIGHTS

Named MVP of the US LBM Coast-to-Coast Challenge vs. North Texas with 12 points, 12 rebounds, four steals and two blocks
Named to Rady Children's Invitational All-Tournament Team: Averaged 18.0 points, 9.0 rebounds, 2.0 assists and 2.5 blocks
Had at least one block in 16-straight games, the first Frog to do it since Alvarado Parker had 21-straight with a block in the 2006-07 season
Was one of two TCU players in the last 30 seasons to have a steal and block in eight-straight games (Samuel had it in 10-straight from 3/7/2020 - 12/16/2020)
Is the only player currently averaging 14.0 points, 7.0 rebounds, 1.0 assist, 1.0 steal and 2.0 blocks
* the only two Big 12 players to ever have those numbers at the end of a season are Venson Hamilton (98-99, Neb.) and Nick Collison (01-02, KU)
Ranks second in the Big 12 and 19th nationally with 2.2 blocks per game
Ranks eighth in the Big 12 shooting 53.7 percent from the field
Ranks 11th in the Big 12 with 7.2 rebounds per game
Missed the Jan. 24 game at Baylor due to illness

PRIOR TO THIS SEASON

- Was one of five Big 12 freshmen to average at least 6.0 points and 4.0 rebounds
- Five blocked shots against Alcorn (11/19/2024) was the most by a Horned Frog since the 2020-21 season and the most by a TCU freshman since the 2018-19 season
- Scored a season-high 19 points against Colorado (2/5/25) which tied for the seventh-most by a freshman under Jamie Dixon
- Has a composite four-star ranking and is ranked 91st nationally and No. 5 in the state of Texas according to 247Sports
- Ranked No. 100 by ESPN and 119 by Rivals
- Named Texas Association of Basketball Coaches 6A All-State and unanimous 12-6A All-District MVP in 2023-24 after averaging 17.0 points and 11.7 rebounds and guiding Harker Heights to a third-straight district championship
- Placed on the TABC All-Region Team... Named 12-6A All-District Co-Most Valuable Player in the 2022-23 season
- Played on the Nike EYBL Circuit for Dallas Dynamic Prep and averaged 14.8 points and 7.9 rebounds
- Played on traveling team Drive Nation and averaged 13.3 points and 9.0 rebounds per game.

PERSONAL

- Born Aug. 2, 2006
- Son of Felisha Provost and David Punch. David served in the Army for 12 years
- Has not yet declared a major
- Has to pray before every game
- Favorite snack are cookies
- Owns a rottweiler named Kernal
- Wears a size 18 shoe



GAME HIGHS

Points	
Season	22, 2x (last, 1/20/26 vs. Oklahoma State)
Career	Same

Rebounds	
Season	13 (12/15/25 vs. Incarnate Word)
Career	Same

Assists	
Season	7 (11/19/25 vs. Kansas City)
Career	Same

Steals	
Season	4 (12/7/25 at North Texas)
Career	Same

Blocks	
Season	5, 2x (last, 1/6/26 at Kansas)
Career	5, 3x (last, 1/6/26 at Kansas)

Field Goals	
Season	10 (1/17/26 at Utah)
Career	Same

Field Goal Attempts	
Season	16 (1/17/16 at Utah)
Career	Same

3-Point Field Goals:	
Season	2 (11/10/25 vs. Lamar)
Career	3 (2/5/25 vs. Colorado)

3-Point Field Goal Attempts	
Season	3, 2x (last, 12/5/25 vs. Notre Dame)
Career	3, 3x (last, 12/5/25 vs. Notre Dame)

Free Throws	
Season	7, 2x (last, 12/15/25 vs. Incarnate Word)
Career	Same

Free Throw Attempts	
Season	10 (12/5/25 vs. Notre Dame)
Career	Same

Minutes	
Season	38 (12/5/25 vs. Notre Dame)
Career	Same

MISCELLANEOUS STATS				TCU
Year	Season	Career	W/L	
20+ Points:	5	5	2-3	
10+ Points:	17	22	14-8	
10+ Rebs:	3	3	3-0	
Double-Doubles:	3	3	3-0	
5+ Assists:	1	1	1-0	
Led Team In Points:	10	13	8-5	
Led Team In Rebounds:	14	20	11-9	
Led Team In Assists:	1	1	1-0	

				Field Goals		3-Point		F-Throws		Rebounds								Scoring		
SEASON	TEAM	GP-GS	MIN/AVG	FG-FGA	FG%	3FG-3FGA	3FG%	FT-FTA	FT%	OFF	DEF	TOT	AVG	PF-FO	A	TO	BLK	STL	PTS	AVG
2024-25	TCU	32-27	653/20.4	82-172	.477	8-29	.276	37-70	.529	57	83	140	4.4	70-0	18	38	28	17	209	6.5
2025-26	TCU	21-21	620/29.5	115-214	.537	7-26	.269	64-107	.598	40	112	152	7.2	51-0	37	32	47	25	301	14.3
TOTAL		53-48	1273/24.0	197-386	.510	15-55	.273	101-177	.571	97	195	292	5.5	121-0	55	70	75	42	510	9.6

#15 PUNCH, David

Opponent	Date	GS	MIN	Total		3-Pointers		Free throws		Rebounds				PF	A	TO	BLK	STL	PTS	AVG	
				FG-FGA	PCT	3FG-3FGA	PCT	FT-FTA	PCT	OFF	DEF	TOT	AVG								
New Orleans	11/03/2025	*	29:12	9-13	.692	0-2	.000	1-2	.500	3	5	8	8.0	3	0	1	2	0	19	19.0	
Saint Francis	11/06/2025	*	22:30	5-6	.833	0-0	.000	1-2	.500	2	6	8	8.0	1	3	2	4	1	11	15.0	
Lamar University	11/10/2025	*	25:48	5-5	1.000	2-2	1.000	0-1	.000	0	4	4	6.7	3	0	4	1	2	12	14.0	
Michigan	11/14/2025	*	30:56	1-6	.167	0-1	.000	1-3	.333	1	1	2	5.5	3	2	1	3	1	3	11.3	
Kansas City	11/19/2025	*	26:38	2-12	.167	0-3	.000	4-4	1.000	2	7	9	6.2	1	7	0	1	2	8	10.6	
vs Florida	11/27/2025	*	36:12	7-9	.778	0-0	.000	5-6	.833	3	6	9	6.7	3	2	2	3	2	19	12.0	
vs Wisconsin	11/28/2025	*	31:45	7-11	.636	1-1	1.000	2-2	1.000	1	8	9	7.0	3	2	4	2	2	17	12.7	
Notre Dame	12/05/2025	*	38:29	6-11	.545	1-3	.333	7-10	.700	0	7	7	7.0	1	1	1	1	1	20	13.6	
at North Texas	12/07/2025	*	34:24	4-10	.400	0-2	.000	4-7	.571	3	9	12	7.6	2	2	2	2	4	12	13.4	
UIW	12/15/2025	*	31:50	5-8	.625	0-0	.000	7-9	.778	2	11	13	8.1	2	1	1	5	0	17	13.8	
Oral Roberts	12/18/2025	*	27:04	7-11	.636	0-1	.000	3-6	.500	3	3	6	7.9	1	0	0	3	1	17	14.1	
Florida A&M	12/21/2025	*	27:03	2-8	.250	0-1	.000	6-8	.750	4	4	8	7.9	4	2	0	1	0	10	13.8	
Jackson St.	12/29/2025	*	21:09	8-12	.667	0-1	.000	4-4	1.000	1	4	5	7.7	1	3	0	2	2	20	14.2	
Baylor	01/03/2026	*	30:17	3-10	.300	0-0	.000	5-7	.714	2	6	8	7.7	3	2	2	4	1	11	14.0	
at Kansas	01/06/2026	*	34:10	8-15	.533	0-0	.000	4-9	.444	3	6	9	7.8	2	1	2	5	1	20	14.4	
Arizona	01/10/2026	*	32:53	5-12	.417	0-3	.000	0-1	.000	1	7	8	7.8	3	0	3	2	2	10	14.1	
at BYU	01/14/2026	*	22:49	2-6	.333	0-0	.000	3-8	.375	2	5	7	7.8	4	1	3	0	0	7	13.7	
at Utah	01/17/2026	*	29:13	10-16	.625	0-1	.000	2-4	.500	2	4	6	7.7	4	0	0	1	2	22	14.2	
Oklahoma St.	01/20/2026	*	34:33	9-13	.692	1-2	.500	3-8	.375	3	7	10	7.8	1	2	1	3	1	22	14.6	
Houston	01/28/2026	*	28:44	7-11	.636	1-1	1.000	1-4	.250	0	1	1	7.5	3	5	1	1	0	16	14.7	
at Colorado	02/01/2026	*	24:26	3-9	.333	1-2	.500	1-2	.500	2	1	3	7.2	3	1	2	1	0	8	14.3	
Totals			21	620:05	115-214	.537	7-26	.269	64-107	.598	40	112	152	7.2	51	37	32	47	25	301	14.3

Player Averages

Games Played	Minutes/ game	Points/ game	FG Pct	3FG Pct	FT Pct	Rebounds/ game	Assists/ game	Turnovers/ game	Assist/Turnover ratio	Steals/ game	Blocks/ game
21	29.5	14.3	53.7	26.9	59.8	7.2	1.8	1.5	1.2	1.2	2.2

#23 VIANNEY SALATCHOUM

6-10 | 216 | C | SR | YAOUNDE, CAMEROON | PANOLA CC (FIU)

2025-26 HIGHLIGHTS

Missed seven games due to personal reasons... returned for Jan. 24 game at Baylor and had four points and two rebounds

PRIOR TO THIS SEASON

- Named to Conference USA All-Defensive Team in 2024-25 at FIU while averaging 10.3 points, 5.1 rebounds and 1.8 blocks per game
- Scored a career-high 21 points at Western Kentucky (3/6/25) and Middle Tennessee (1/2/25)
- As a sophomore at Panola Community College, averaged 4.7 points, 3.7 rebounds and 2.1 blocks over 31 games played while making 16 starts
- Recorded a season-best 19 points against Dallas College Eastfield (11/7/24) and a season-best 10 rebounds for his only double-double of the season
- Blocked seven shots against Jones College (3/24/24) to go with 11 points... Also had six blocks against ETBU JV (11/2/24).
- As a freshman at Panola, averaged 4.8 points, 4.9 rebounds and 1.7 blocks over 33 games while making 14 starts... Shot 58.5 percent from the field...
- Had a season-best 17 points to go with seven rebounds against Bossier Parish Community College (3/9/23)... Recorded a season-best 17 boards to go with 11 points against Tribulation Prep (11/16/23)... Had another double-double with 13 points and 14 rebounds against LSC Tomball (11/1/23).

PERSONAL

- Born Feb. 7, 2002
- Son of Paul Malanou
- Is in his sixth year of playing basketball after growing up around the game of soccer
- Majoring in general studies



GAME HIGHS

Points	
Season	6 (11/19/25 vs. Kansas City)
Career	21 (3/6/26 vs. Western Kentucky)

Rebounds	
Season	4 (11/19/25 vs. Kansas City)
Career	11 (1/16/25 vs. New Mexico St.)

Assists	
Season	1 (11/6/25 vs. Saint Francis)
Career	2 (3/1/25 vs. Jacksonville St.)

Steals	
Season	-
Career	3 (2/13/25 vs. UTEP)

Blocks	
Season	2 (11/15/25 vs. Michigan)
Career	4 (02/13/25 vs. UTEP)

Field Goals	
Season	3 (11/19/25 vs. Kansas City)
Career	10 (1/2/25 vs. Middle Tenn.)

Field Goal Attempts	
Season	4 (11/19/25 vs. Kansas City)
Career	15 (3/1/25 vs. Jacksonville St.)

3-Point Field Goals:	
Season	-
Career	2 (3/6/25 vs. Western Kentucky)

3-Point Field Goal Attempts	
Season	-
Career	2 (3/6/25 vs. Western Kentucky)

Free Throws	
Season	-
Career	6 (12/21/24 vs. IU Indy)

Free Throw Attempts	
Season	1 (11/10/25 vs. Lamar)
Career	7 (1/16/25 vs. New Mexico St.)

Minutes	
Season	16 (11/19/25 vs. Kansas City)
Career	36 (3/1/25 vs. Jacksonville St.)

MISCELLANEOUS STATS				TCU
Year	Season	Career	W/L	
20+ Points:	-	3	0-0	
10+ Points:	-	16	0-0	
10+ Rebs:	-	2	0-0	
Double-Doubles:	-	2	0-0	
5+ Assists:	-	-	0-0	
Led Team In Points:	-	7	0-0	
Led Team In Rebounds:	-	6	0-0	
Led Team In Assists:	-	-	0-0	

		Field Goals		3-Point		F-Throws		Rebounds				Scoring	
SEASON	TEAM	GP-GS	MIN/AVG	FG-FGA	FG%	3FG-3FGA	3FG%	FT-FTA	FT%	OFF	DEF	TOT	AVG
2024-25	FIU	30-29	705/23.5	130-254	.512	4-9	.444	46-69	.667	61	91	152	5.1
2025-26	TCU	10-0	70/7.0	8-16	.500	0-0	.000	0-1	.000	6	7	13	1.3
TOTAL FOR TCU		10-0	70/7.0	8-16	.500	0-0	.000	0-1	.000	6	7	13	1.3
TOTAL		40-29	775/19.4	138-270	.511	4-9	.444	46-70	.657	67	98	165	4.1

#23 SALATCHOUM, Vianney

		Total		3-Pointers		Free throws		Rebounds					
Opponent	Date	GS	MIN	FG-FGA	PCT	3FG-3FGA	PCT	FT-FTA	PCT	OFF	DEF	TOT	AVG
Saint Francis	11/06/2025		12:56	1-2	.500	0-0	.000	0-0	.000	0	3	3	3.0
Lamar University	11/10/2025		05:33	0-1	.000	0-0	.000	0-1	.000	1	1	2	2.5
Michigan	11/14/2025		05:07	0-1	.000	0-0	.000	0-0	.000	0	0	0	1.7
Kansas City	11/19/2025		16:02	3-4	.750	0-0	.000	0-0	.000	2	2	4	2.3
vs Florida	11/27/2025		04:03	0-0	.000	0-0	.000	0-0	.000	0	0	0	1.8
Notre Dame	12/05/2025		01:01	0-0	.000	0-0	.000	0-0	.000	0	0	0	1.5
at North Texas	12/07/2025		03:26	1-2	.500	0-0	.000	0-0	.000	2	0	2	1.6
at Baylor	01/24/2026		10:14	2-4	.500	0-0	.000	0-0	.000	1	1	2	1.6
Houston	01/28/2026		04:08	0-0	.000	0-0	.000	0-0	.000	0	0	0	1.4
at Colorado	02/01/2026		07:21	1-2	.500	0-0	.000	0-0	.000	0	0	0	1.3
Totals		0	69:51	8-16	.500	0-0	.000	0-1	.000	6	7	13	1.3

Player Averages

Games Played	Minutes/game	Points/game	FG Pct	3FG Pct	FT Pct	Rebounds/game	Assists/game	Turnovers/game	Assist/Turnover ratio	Steals/game	Blocks/game
10	7.0	1.6	50.0	0.0	0.0	1.3	0.1	0.5	0.2	0.1	0.6

#24 XAVIER EDMONDS

6-8 | 245 | F | JR | LONG BEACH, CALIF. | BISHOP MONTGOMERY (SALT LAKE CC)

2025-26 HIGHLIGHTS

Big 12 Starting Five on Jan. 26 - Averaged 20.5 points, 10.0 rebounds
Recorded double-doubles in four-straight games against OSU (18 pts., 10 rebs.), Baylor (23 pts., 10 rebs.), Houston (18 pts., 10 rebs.), Colorado (13 pts., 12 rebs.)
- First TCU player since Kenrich Williams (2017-18) to record four straight and the first since Williams (2016-17) season with four-straight in Big 12 play
Averaged 16.5 points and 9.3 rebounds over the last six games including a 18.0 points and 10.5 rebounds average in the last four.
Is averaging more points (14.3) and rebounds (7.6) in Big 12 play than overall
Ranks sixth in the Big 12 with 54.2 percent shooting in conference games

PRIOR TO THIS SEASON

- Ranked the No. 1 JUCO player in the country according to JUCOrecruiting.com
- Named First Team All-Scenic West Athletic Conference in 2024-25 at Salt Lake Community College
- As a sophomore at Salt Lake CC averaged 19.2 points, 8.2 rebounds and 3.2 assists per game over 28 games played and started... Shot 53.9 percent from the field and 73.1 percent (114-of-156) from the free throw line... Scored in double figures 25 times including 12 games of 20 or more points and five of 30 or more... Had a season-high 37 points and a season-high 14 rebounds at Snow College (2/8/25) while going 13-of-15 from the free throw line... Recorded 10 double-doubles
- As a freshman at Salt Lake CC averaged 14.0 points and 7.4 rebounds per game in 32 games played while making 24 starts
- Helped SLCC reach the second round of the NJCAA Division I Championship... Shot 55.2 percent from the field... Scored 20 or more points five times, including a season-high 22 points three times, at Community Christian College (2/22/24), at College of Southern Idaho (1/10/24) and at Florida Southwestern State College (11/17/23)... Recorded five double-doubles, which included two games of 16 rebounds which came against College of Southern Idaho (3/9/24) and at Community Christian College (2/22/24)
- Helped SLCC reach the second round of the NJCAA Division I Championship
- A 3-star recruit out of Bishop Montgomery High School in Torrance, Calif.
- Was the No. 206 overall player, the No. 44 power forward and the No. 29 player from California in the 2023 class
- Scored over 1,000 career points at BMHS and averaged 16.4 points in the 2022-23 season

PERSONAL

- Born May 3, 2004
- Son of Angela Willis and Anthony Edmonds... Is the youngest of nine siblings
- Aunt, Keshana Ledet, played basketball at Kansas in 1995-96.
- Wears No. 24 because of Kobe Bryant. He can also be seen wearing his shoes.
- Majoring in communications studies

		Field Goals		3-Point		F-Throws		Rebounds				Scoring			
SEASON	TEAM	GP-GS	MIN/AVG	FG-FGA	FG%	3FG-3FGA	3FG%	FT-FTA	FT%	OFF	DEF	TOT	AVG	PF-FO	A
2025-26	TCU	22-21	461/21.0	95-165	.576	9-23	.391	66-91	.725	53	70	123	5.6	71-2	22
TOTAL		22-21	461/21.0	95-165	.576	9-23	.391	66-91	.725	53	70	123	5.6	71-2	22

#24 EDMONDS, Xavier

Opponent	Date	GS	MIN	Total		3-Pointers		Free throws		Rebounds				PF	A	TO	BLK	STL	PTS	AVG	
				FG-FGA	PCT	3FG-3FGA	PCT	FT-FTA	PCT	OFF	DEF	TOT	AVG								
New Orleans	11/03/2025		21:29	3-4	.750	0-0	.000	5-9	.556	1	1	2	2.0	4	2	0	0	0	11	11.0	
Saint Francis	11/06/2025	*	17:47	2-4	.500	0-1	.000	8-9	.889	6	3	9	5.5	3	0	2	1	1	12	11.5	
Lamar University	11/10/2025	*	19:48	3-4	.750	0-0	.000	6-6	1.000	3	2	5	5.3	2	3	2	0	0	12	11.7	
Michigan	11/14/2025	*	19:59	2-6	.333	0-2	.000	0-0	.000	1	2	3	4.8	4	1	3	2	3	4	9.8	
Kansas City	11/19/2025	*	15:33	4-8	.500	0-0	.000	1-2	.500	2	1	3	4.4	4	1	0	1	1	9	9.6	
vs Florida	11/27/2025	*	07:33	1-2	.500	0-0	.000	0-0	.000	0	0	0	3.7	4	0	0	0	0	2	8.3	
vs Wisconsin	11/28/2025	*	17:38	6-8	.750	0-0	.000	0-0	.000	2	1	3	3.6	2	1	1	1	1	12	8.9	
Notre Dame	12/05/2025	*	17:38	2-3	.667	1-2	.500	0-1	.000	1	2	3	3.5	4	3	2	0	0	5	8.4	
at North Texas	12/07/2025	*	24:41	7-9	.778	1-1	1.000	1-2	.500	3	5	8	4.0	2	1	1	0	1	16	9.2	
UIW	12/15/2025	*	26:51	3-7	.429	0-1	.000	2-4	.500	1	1	2	3.8	2	1	2	1	1	8	9.1	
Oral Roberts	12/18/2025	*	20:21	3-8	.375	0-1	.000	2-3	.667	1	4	5	3.9	2	0	0	0	2	8	9.0	
Florida A&M	12/21/2025	*	19:31	7-9	.778	1-1	1.000	6-7	.857	4	3	7	4.2	3	0	2	1	1	21	10.0	
Jackson St.	12/29/2025	*	21:01	7-10	.700	1-1	1.000	1-1	1.000	2	3	5	4.2	5	3	1	2	0	16	10.5	
Baylor	01/03/2026	*	18:57	4-6	.667	1-1	1.000	3-5	.600	3	1	4	4.2	2	1	2	0	1	12	10.6	
at Kansas	01/06/2026	*	19:47	5-10	.500	1-2	.500	0-0	.000	2	3	5	4.3	5	0	1	2	1	11	10.6	
Arizona	01/10/2026	*	22:10	2-6	.333	1-3	.333	2-3	.667	2	1	3	4.2	2	2	3	1	0	7	10.4	
at BYU	01/14/2026	*	27:44	6-14	.429	2-4	.500	5-6	.833	2	6	8	4.4	4	2	2	2	1	19	10.9	
at Utah	01/17/2026	*	21:23	3-5	.600	0-0	.000	2-5	.400	0	6	6	4.5	3	0	2	1	1	8	10.7	
Oklahoma St.	01/20/2026	*	28:15	9-14	.643	0-1	.000	0-0	.000	3	7	10	4.8	4	0	1	3	0	18	11.1	
at Baylor	01/24/2026	*	25:27	6-11	.545	0-1	.000	11-13	.846	4	6	10	5.1	4	0	4	1	1	23	11.7	
Houston	01/28/2026	*	27:35	7-10	.700	0-0	.000	4-7	.571	4	6	10	5.3	3	1	2	0	2	18	12.0	
at Colorado	02/01/2026	*	20:22	3-7	.429	0-1	.000	7-8	.875	6	6	12	5.6	3	0	1	0	0	13	12.0	
Totals			21	461:28	95-165	.576	9-23	.391	66-91	.725	53	70	123	5.6	71	22	34	19	18	265	12.0

Player Averages

Games Played	Minutes/game	Points/game	FG Pct	3FG Pct	FT Pct	Rebounds/game	Assists/game	Turnovers/game	Assist/Turnover ratio	Steals/game	Blocks/game
22	21.0	12.0	57.6	39.1	72.5	5.6	1.0	1.5	0.6	0.8	0.9



GAME HIGHS

Points	
Season	23 (1/24/26 at Baylor)
Career	Same
Rebounds	
Season	12 (2/1/26 at Colorado)
Career	Same
Assists	
Season	3, 2x (last, 12/5/25 vs. Notre Dame)
Career	Same
Steals	
Season	3 (11/15/25 vs. Michigan)
Career	Same
Blocks	
Season	3 (1/20/26 vs. Oklahoma State)
Career	Same
Field Goals	
Season	9 (1/20/26 vs. Oklahoma State)
Career	Same
Field Goal Attempts	
Season	14, 2x (last, 1/20/26 vs. Oklahoma State)
Career	Same
3-Point Field Goals:	
Season	2 (1/14/26 at BYU)
Career	Same
3-Point Field Goal Attempts	
Season	4 (1/14/26 at BYU)
Career	Same
Free Throws	
Season	11 (1/24/26 at Baylor)
Career	Same
Free Throw Attempts	
Season	13 (1/24/26 at Baylor)
Career	Same
Minutes	
Season	28, 2x (last, 1/20/26 vs. Oklahoma State)
Career	Same

MISCELLANEOUS STATS

Year	Season	TCU W/L
20 + Points:	2	2-0
10+ Points:	14	9-5
10+ Rebs:	4	2-2
Double-Doubles:	4	2-2
5 + Assists:	-	0-0
Led Team In Points:	5	2-3
Led Team In Rebounds:	6	3-3
Led Team In Assists:	-	0-0

#55 TANNER TOOLSON

6-5 | 194 | G | JR | VANCOUVER, WASH. | UNION HS (BYU/UTAH VALLEY)

2025-26 HIGHLIGHTS

Is 62 points away from 1,000 for his career

Has made 28 of his last 30 free throw attempts

Leading the Big 12 in free throw percentage in Big 12 play at 92.0 percent (23-of-25)

PRIOR TO THIS SEASON

- Named Second Team All-WAC last season at Utah Valley and was named to the WAC All-Tournament team
- Ranked third in the WAC in 3-pointers made (66)
- Led Utah Valley to an outright WAC regular season championship and a postseason appearance in the NIT
- Scored a career-high 28 points in the WAC Tournament championship game against Grand Canyon (3/15/25)
- Averaged 13.3 points, 4.0 rebounds and 1.6 assists while starting all 34 games
- Shot 45.3 percent from the field, 34.9 percent from three-point range and 79.2 percent from the free throw line
- Named WAC Player of the Week on Jan. 21
- Averaged 9.5 points, 3.8 rebounds and 1.6 assists per game in 2023-24 at Utah Valley... Played in 32 games and made 31 starts
- Played his freshman season at BYU in 2022-23 and averaged 3.5 points over six games
- Prepped at Union High School where he was named the Washington Interscholastic Basketball Coaches Association Mr. Basketball... Averaged 23.0 points, 8.5 rebounds and 3.0 assists per game during his senior season... Holds the UHS record for points, made threes, assists, steals and field goals made during his career

PERSONAL

- Born Jan. 3, 2002
 - Son of Andy and Holly Toolson... Has one sister, Taryn... Has four brothers, Dallin, Conner, Trevor and Drew
 - Was the fourth Toolson to play for UVU, included brother, Conner Toolson (2016-19), cousin, Ryan Toolson (2003-04, 06-09) and Jake Toolson (2017-19)...
- Tanner's father, Andy, enjoyed a 10-year professional career that included a pair of seasons with the Utah Jazz after playing at BYU... Andy served as an assistant coach at BYU (2001-05)... Connor's 1,224 career points rank fifth all-time at UVU and his 196 3-pointers rank third.
- Served a church mission in Jacksonville, Fla.
 - Got engaged over winter break this season to Lauren Roberts with plans to marry in May
 - Majoring in general studies.

				Field Goals		3-Point		F-Throws		Rebounds								Scoring		
SEASON	TEAM	GP-GS	MIN/AVG	FG-FGA	FG%	3FG-3FGA	3FG%	FT-FTA	FT%	OFF	DEF	TOT	AVG	PF-FO	A	TO	BLK	STL	PTS	AVG
2022-23	BYU	6-0	51/8.5	8-18	.444	4-12	.333	1-5	.200	2	4	6	1.0	6-0	1	2	0	1	21	3.5
2023-24	UVU	32-31	888/27.8	99-276	.359	48-162	.296	58-87	.667	22	98	120	3.8	65-0	51	48	10	34	304	9.5
2024-25	UVU	34-34	982/28.9	155-342	.453	66-189	.349	76-96	.792	39	97	136	4.0	45-0	56	43	9	38	452	13.3
2025-26	TCU	22-1	430/19.6	52-131	.397	18-63	.286	39-44	.886	24	31	55	2.5	28-0	16	13	8	10	161	7.3
TOTAL FOR TCU		22-1	430/19.6	52-131	.397	18-63	.286	39-44	.886	24	31	55	2.5	28-0	16	13	8	10	161	7.3
TOTAL		94-66	2352/25.0	314-767	.409	136-426	.319	174-232	.750	87	230	317	3.4	144-0	124	106	27	83	938	10.0

#55 TOOLSON, Tanner

Opponent	Date	GS	MIN	Total		3-Pointers		Free throws		Rebounds				PF	A	TO	BLK	STL	PTS	AVG
				FG-FGA	PCT	3FG-3FGA	PCT	FT-FTA	PCT	OFF	DEF	TOT	AVG							
New Orleans	11/03/2025		14:21	3-8	.375	0-4	.000	1-3	.333	2	0	2	2.0	0	1	0	0	0	7	7.0
Saint Francis	11/06/2025		17:56	8-11	.727	4-5	.800	5-5	1.000	2	0	2	2.0	1	0	2	1	0	25	16.0
Lamar University	11/10/2025		14:00	0-4	.000	0-1	.000	0-0	.000	2	1	3	2.3	1	0	0	0	0	0	10.7
Michigan	11/14/2025		23:16	4-9	.444	1-4	.250	1-1	1.000	1	0	1	2.0	1	1	1	0	0	10	10.5
Kansas City	11/19/2025		16:33	1-6	.167	1-4	.250	0-0	.000	0	0	0	1.6	1	0	0	1	2	3	9.0
vs Florida	11/27/2025		16:49	0-3	.000	0-1	.000	2-2	1.000	2	0	2	1.7	1	1	0	0	1	2	7.8
vs Wisconsin	11/28/2025		11:59	0-4	.000	0-2	.000	0-0	.000	0	0	0	1.4	1	1	0	0	0	0	6.7
Notre Dame	12/05/2025		19:03	2-5	.400	1-2	.500	0-0	.000	0	2	2	1.5	0	1	0	0	0	5	6.5
at North Texas	12/07/2025		24:10	3-8	.375	2-5	.400	2-2	1.000	1	2	3	1.7	0	0	1	0	1	10	6.9
UIW	12/15/2025		16:53	1-3	.333	0-2	.000	1-2	.500	1	3	4	1.9	2	1	2	2	0	3	6.5
Oral Roberts	12/18/2025		26:45	2-5	.400	0-1	.000	4-4	1.000	3	2	5	2.2	2	2	1	0	0	8	6.6
Florida A&M	12/21/2025	*	20:57	2-6	.333	2-6	.333	0-0	.000	2	5	7	2.6	1	1	1	0	1	6	6.6
Jackson St.	12/29/2025		15:22	3-5	.600	1-2	.500	0-0	.000	0	1	1	2.5	0	1	0	0	0	7	6.6
Baylor	01/03/2026		10:12	0-2	.000	0-2	.000	0-0	.000	1	0	1	2.4	1	0	0	1	0	0	6.1
at Kansas	01/06/2026		23:02	2-6	.333	1-4	.250	2-2	1.000	3	1	4	2.5	4	1	1	0	1	7	6.2
Arizona	01/10/2026		21:29	6-8	.750	3-4	.750	5-5	1.000	2	4	6	2.7	2	0	0	1	0	20	7.1
at BYU	01/14/2026		26:55	2-7	.286	1-5	.200	2-2	1.000	0	1	1	2.6	1	1	0	2	0	7	7.1
at Utah	01/17/2026		24:55	3-8	.375	1-3	.333	2-2	1.000	1	3	4	2.7	1	0	0	0	0	9	7.2
Oklahoma St.	01/20/2026		20:10	1-5	.200	0-1	.000	3-4	.750	0	2	2	2.6	1	3	1	0	2	5	7.1
at Baylor	01/24/2026		24:45	5-8	.625	0-1	.000	2-2	1.000	0	1	1	2.6	3	0	2	0	1	12	7.3
Houston	01/28/2026		17:01	2-4	.500	0-1	.000	4-5	.800	1	2	3	2.6	2	1	0	0	0	8	7.3
at Colorado	02/01/2026		23:41	2-6	.333	0-3	.000	3-3	1.000	0	1	1	2.5	2	0	1	0	1	7	7.3
Totals			1 430:13	52-131	.397	18-63	.286	39-44	.886	24	31	55	2.5	28	16	13	8	10	161	7.3

Player Averages

Games Played	Minutes/ game	Points/ game	FG Pct	3FG Pct	FT Pct	Rebounds/ game	Assists/ game	Turnovers/ game	Assist/Turnover ratio	Steals/ game	Blocks/ game
22	19.6	7.3	39.7	28.6	88.6	2.5	0.7	0.6	1.2	0.5	0.4



GAME HIGHS

Points

Season	25 (11/6/25 vs. Saint Francis)
Career	28 (3/15/25 vs. Grand Canyon)

Rebounds

Season	7 (12/21/25 vs. Florida A&M)
Career	10 (11/19/23 vs. Southern. Miss.)

Assists

Season	3 (1/20/26 vs. Oklahoma State)
Career	5 (2/6/25 vs. UT Arlington)

Steals

Season	2, 2x (last, 1/20/26 vs. Oklahoma State)
Career	3, 8x (last, 3/19/25 vs. San Francisco)

Blocks

Season	2 (12/15/25 vs. Incarnate Word)
Career	2, 2x (last, 12/15/25 vs. Incarnate Word)

Field Goals

Season	8 (11/6/25 vs. Saint Francis)
Career	10 (3/15/25 vs. Grand Canyon)

Field Goal Attempts

Season	11 (11/6/25 vs. Saint Francis)
Career	18 (3/15/25 vs. Grand Canyon)

3-Point Field Goals:

Season	4 (11/6/25 vs. Saint Francis)
Career	6 (3/15/25 vs. Grand Canyon)

3-Point Field Goal Attempts

Season	5 (11/6/25 vs. Saint Francis)
Career	11 (2/20/25 vs. Utah Tech)

Free Throws

Season	5, 2x (last, 1/10/26 vs. Arizona)
Career	8 (3/19/25 vs. San Francisco)

Free Throw Attempts

Season	5, 3x (last, 1/28/26 vs. Houston)
Career	11 (1/20/24 vs. Utah Tech)

Minutes

Season	27 (12/8/25 vs. Oral Roberts)
Career	38 (3/15/25 vs. Grand Canyon)

MISCELLANEOUS STATS

Year	Season	Career	TCU W/L
20+ Points:	2	11	1-1
10+ Points:	5	45	3-2
10+ Rebs:	-	1	0-0
Double-Doubles:	-	1	0-0
5+ Assists:	-	1	0-0
Led Team In Points:	2	15	1-1
Led Team In Rebounds:	-	9	0-0
Led Team In Assists:	-	3	0-0

SPECIALTY STATS

TCU/OPP

	In Paint		Off T/O		2nd Chance		Fast Break		Bench	
	TCU	Opp	TCU	Opp	TCU	Opp	TCU	Opp	TCU	Opp
New Orleans	42	38	20	13	17	13	13	11	32	26
Saint Francis	42	34	15	10	18	5	21	5	64	33
Lamar	38	24	16	17	17	9	18	8	26	19
Michigan	26	36	17	13	6	14	21	15	24	26
Kansas City	24	10	16	8	20	9	8	7	25	17
vs. Florida	44	34	22	12	10	19	23	13	31	22
vs. Wisconsin	36	24	21	6	4	9	10	12	7	6
Notre Dame	32	26	20	11	10	5	17	3	24	27
at North Texas	36	34	15	9	16	7	7	5	19	10
Incarnate Word	40	28	14	11	15	7	21	5	9	14
Oral Roberts	40	22	16	10	17	2	11	8	25	17
Florida A&M	28	20	16	11	14	2	12	4	30	9
Jackson State	56	16	28	6	8	13	35	2	56	10
Baylor	26	28	9	10	13	12	19	4	20	12
at Kansas	38	46	13	21	20	13	9	14	23	7
Arizona	32	42	11	15	11	12	13	23	34	28
at BYU	30	38	12	7	11	24	13	8	25	9
at Utah	52	36	15	9	7	12	8	4	31	19
Oklahoma State	40	42	15	16	11	13	14	11	7	30
at Baylor	44	40	19	14	8	12	22	13	18	27
Houston	36	20	14	13	5	3	9	6	15	11
at Colorado	28	42	8	7	9	17	7	11	30	38
Totals	810	690	351	249	267	233	331	179	565	417
Times Led	15	7	17	5	13	10	18	4	17	3
High	56	46	28	21	20	24	35	23	64	38

CAREER DOUBLE-DOUBLES

Brock Harding - 4		
10 P, 12 A	UMBC (12/20/2023)	
20 P, 10 A	USC Upstate (11/24/2024)	
10 P, 10 A	Indiana (1/11/2025)	
19 P, 12 A	vs. Florida (11/27/25)	
Xavier Edmonds - 3		
18 P, 10 R	Oklahoma State (1/20/26)	
23 P, 10 R	at Baylor (1/24/26)	
18 P, 10 R	Houston (1/28/26)	
13 P, 12 R	at Colorado (2/1/26)	
David Punch - 3		
12 P, 12 R	at North Texas (12/7/25)	
17 P, 13 R	Incarnate Word (12/15/25)	
22 P, 10 R	Oklahoma State (1/20/26)	
Micah Robinson - 2		
13 P, 10 R	Saint Francis (11/6/2025)	
13 P, 10 R	Baylor (1/3/26)	
Tanner Toolson - 1		
22 P, 10 R	vs Southern Miss (11/19/2023)	

GAME-BY-GAME STARTERS

Different starting lineups: 4

Players who have at least one start: 8

Opponent	Date	Score	W/L	Guard	Guard	Guard	Forward	Center	Record W/ Lineup
New Orleans	11/3/25	78-74	L	Harding	Pierre	Lelevicius	Punch	Diallo	0-1
Saint Francis	11/6/25	104-63	W	Harding	Pierre	Lelevicius	Punch	Edmonds	-
Lamar	11/10/25	78-65	W	Harding	Pierre	Lelevicius	Punch	Edmonds	-
Michigan	11/15/25	67-63	L	Harding	Pierre	Lelevicius	Punch	Edmonds	-
Kansas City	11/19/25	81-45	L	Harding	Pierre	Lelevicius	Punch	Edmonds	-
vs. Florida	11/27/25	84-80	W	Harding	Pierre	Lelevicius	Punch	Edmonds	-
vs. Wisconsin	11/28/25	74-63	W	Harding	Pierre	Lelevicius	Punch	Edmonds	-
Notre Dame	12/5/25	87-85	L (OT)	Harding	Pierre	Lelevicius	Punch	Edmonds	-
at North Texas	12/7/25	65-55	W	Harding	Pierre	Lelevicius	Punch	Edmonds	-
Incarnate Word	12/15/25	69-65	W	Harding	Pierre	Lelevicius	Punch	Edmonds	-
Oral Roberts	12/18/25	72-53	W	Harding	Pierre	Lelevicius	Punch	Edmonds	-
Florida A&M	12/21/25	80-56	W	Harding	Pierre	Toolson	Punch	Edmonds	1-0
Jackson State	12/29/25	115-64	W	Harding	Pierre	Lelevicius	Punch	Edmonds	-
Baylor	1/3/26	69-63	W	Harding	Pierre	Lelevicius	Punch	Edmonds	-
at Kansas	1/6/26	104-100	L (OT)	Harding	Pierre	Lelevicius	Punch	Edmonds	-
Arizona	1/10/26	86-73	L	Harding	Pierre	Lelevicius	Punch	Edmonds	-
at BYU	1/14/26	76-70	L	Harding	Pierre	Lelevicius	Punch	Edmonds	-
at Utah	1/17/26	82-79	L	Harding	Pierre	Lelevicius	Punch	Edmonds	-
Oklahoma State	1/20/26	68-65	W	Harding	Pierre	Lelevicius	Punch	Edmonds	-
at Baylor	1/24/26	97-90	W	Harding	Pierre	Lelevicius	Robinson	Edmonds	1-0
Houston	1/28/26	79-70	L	Harding	Pierre	Lelevicius	Punch	Edmonds	-
at Colorado	2/1/26	87-61	L	Harding	Pierre	Lelevicius	Punch	Edmonds	11-8

LAST TIME IT HAPPENED

WON BY 30 POINTS

TCU	+51 (115-64) vs. Jackson State (12/29/25)
Opp.	+36 (82-46) at Oklahoma (1/12/21)

WON IN OVERTIME

TCU	59-58 vs. Oklahoma (1/15/22)
Opp.	104-100 at Kansas (1/6/26)

WON IN DOUBLE OVERTIME

TCU	97-89 vs. UT Arlington (11/18/06)
Opp.	99-98 at Texas (1/10/18)

WON IN TRIPLE OVERTIME

TCU	105-102 at Baylor (1/27/24)
Opp.	104-96 at West Virginia (2/26/19)

100 OR MORE POINTS

TCU	100 at Kansas, OT (1/6/26)
Opp.	104 at Kansas, OT (1/6/26)

50 OR FEWER POINTS

TCU	49 at Texas Tech (3/2/21)
Opp.	45 vs. Kansas City (11/19/25)

40 OR FEWER POINTS

TCU	40 at Baylor (1/12/13)
Opp.	40 vs. Oklahoma State (1/11/20)

90 OR MORE POINTS IN A LOSS

TCU	100 (104-100, OT) at Kansas (1/6/26)
Opp.	90 (97-90) at Baylor (1/24/26)

60 OR FEWER POINTS IN A VICTORY

TCU	59 (59-44) at Iowa State (1/22/22)
Opp.	54 (54-51) vs. Iowa State (2/15/22)

60% OR BETTER FIELD GOALS

TCU	.652 (45-69) vs. Jackson State (12/29/25)
Opp.	.612 (30-49) vs. Santa Clara (11/22/21)

30% OR WORSE FIELD GOALS

TCU	.267 (12-45) at Texas Tech (2/10/20)
Opp.	.232 (13-56) vs. Jackson State (12/29/25)

90% OR BETTER FREE THROWS (MIN. 10 MADE)

TCU	.100 (12-12) vs. Jackson State (12/29/25)
Opp.	100 (11-11) vs. Texas Tech (2/26/22)

40% OR WORSE FREE THROWS

TCU	.333 (6-18) at Iowa State (2/15/23)
Opp.	.40 (2-5) vs. West Virginia (2/5/25)

30 OR MORE FREE THROWS MADE

TCU	35 (35-43) at Baylor (1/24/26)
Opp.	30 (30-40) at Kansas (1/6/26)

5 OR FEWER FREE THROWS MADE

TCU	5 (5-11) at Kansas (1/28/21)
Opp.	5 (5-6) vs. Saint Francis (11/6/25)

0 FREE THROWS MADE

TCU	0, at Vanderbilt (1/27/18)
Opp.	0, vs. Wichita State (12/8/08)

40 OR MORE FREE THROWS ATTEMPTED

TCU	43 (35-43) at Baylor (1/24/26)
Opp.	40 (30-40) at Kansas (1/6/26)

80%+ 3-POINTERS

TCU	.875 (7-8) vs. Stephen F. Austin (12/8/03)
Opp.	.833 (10-12) vs. Washington (11/30/16)

70%+ 3-POINTERS

TCU	.739 (17-23) at UNLV (3/13/08)
Opp.	.700 (7-10) vs. West Virginia (2/9/13)

60%+ 3-POINTERS

TCU	.600 (6-10) at Hawaii (12/24/23)
Opp.	.688 (11-16) vs. Santa Clara (11/22/21)

0 3-POINTERS

TCU	0 (0-9) vs. Oklahoma State (2/14/15)
Opp.	0 (0-8) vs. Mississippi Valley State (12/18/22)

10+ 3-POINTERS

TCU	15, at Kansas (1/6/26)
Opp.	11, at Colorado (2/1/26)

15+ 3-POINTERS

TCU	15, at Kansas (1/6/26)
Opp.	15, at Baylor (2/2/19)

60 OR MORE REBOUNDS

TCU	63, vs. Grambling State (12/30/02)
Opp.	61, at SMU (1/25/97)

50 OR MORE REBOUNDS

TCU	55, vs. Texas A&M Commerce (1/1/24)
Opp.	52, at West Virginia, 3OT (2/26/19)

20 OR MORE OFFENSIVE REBOUNDS

TCU	20, vs. Baylor (3/4/25)
Opp.	20, at SMU (12/5/18)

25 OR FEWER REBOUNDS

TCU	23, vs. Michigan (11/15/25)
Opp.	24, vs. FGCU (11/8/24)

OUT-REBOUNDED OPPONENT BY 20+

TCU	26 (48-22) vs. Saint Francis (11/6/25)
Opp.	21 (44-23) vs. Michigan (11/15/25)

OUT-REBOUNDED OPPONENT BY 15+

TCU	18 (45-23) vs. Florida A&M (12/21/25)
Opp.	15 (51-36) at BYU (1/14/26)

20 OR MORE SECOND CHANCE POINTS

TCU	20, at Kansas (1/6/26)
Opp.	24, at BYU (1/14/26)

30+ ASSISTS

TCU	37, vs. Jackson State (12/29/25)
Opp.	34, at South Florida (1/5/02)

20+ ASSISTS

TCU	37, vs. Jackson State (12/29/25)
Opp.	20, at UCF (1/25/25)

30+ STEALS

TCU	30, vs. Arkansas-Pine Bluff (12/30/00)
Opp.	20, vs. Air Force (1/21/10)

15+ STEALS

TCU	16, at Kansas (1/6/24)
Opp.	18, vs. Iowa State (1/20/24)

10+ BLOCKED SHOTS

TCU	10, vs. ULM (11/17/22)
Opp.	10, vs. Oklahoma (3/7/20)

10 OR FEWER TURNOVERS

TCU	10, at Colorado (2/1/26)
Opp.	8, at Colorado (2/1/26)

5 OR FEWER TURNOVERS

TCU	5, vs. Florida A&M (11/4/24)
Opp.	5, at Baylor (1/19/25)

30+ TURNOVERS

TCU	31, at Houston (1/12/94)
Opp.	35, vs. Austin College (11/11/11)

55+ POINTS IN A HALF

TCU	60 (2nd) vs. Jackson State (12/29/25)
Opp.	58 (2nd) at BYU (3/23/24)

50+ POINTS IN A HALF

TCU	59 (2nd) at Baylor (1/24/26)
Opp.	52 (2nd) at Baylor (1/24/26)

20+ POINT LEAD AT HALFTIME

TCU	23 (55-32) vs. Jackson State (12/29/25)
Opp.	25 (45-20) at Texas Tech (2/10/20)

20 OR FEWER POINTS IN A HALF

TCU	20 (2nd) vs. Nicholls (11/18/21)
Opp.	20 (1st) vs. Mississippi Valley State (12/18/22)

DID NOT ATTEMPT A FREE THROW IN A HALF

TCU	0 (1st) vs. Kansas State (2/15/20)
Opp.	0 (1st) vs. Saint Francis (11/6/25)

0 TURNOVERS IN A HALF

TCU	Not since prior to the 2000-01 season
Opp.	0 (2nd) at Texas Tech (2/23/16)

PLAYER W/ 40+ POINTS

TCU	42, Junior Blount at Tulane (2/26/02)
Opp.	41, Austin Reaves vs. Oklahoma (3/7/20)

PLAYER W/ 30+ POINTS

TCU	33, Mike Miles at Baylor (1/4/23)
Opp.	32, Darryn Peterson at Kansas (1/6/26)

TWO PLAYERS W/ 20+ POINTS

TCU	25, Jayden Pierre, 23, Xavier Edmonds at Baylor (1/24/26)
Opp.	27, Kingston Flemings, 23, Emanuel Sharp Houston (1/28/26)

PLAYER W/ 20+ REBOUNDS

TCU	20, Adrick McKinney vs. Houston (12/4/12)
Opp.	21, Derek Culver, at West Virginia, 3OT (2/26/19)

PLAYER W/ 15+ REBOUNDS

TCU	15, Ernest Udeh Jr. at Baylor (1/19/25)
Opp.	17, David N'Guessan vs. Kansas State (1/4/25)

PLAYER W/ 8+ OFFENSIVE REBOUNDS

TCU	11, Ernest Udeh Jr. vs. Texas A&M Commerce (1/1/24)
Opp.	8, Hunter Dickinson at Kansas (1/6/24)

PLAYER W/ 15+ ASSISTS

TCU	17, Alex Robinson vs. Iowa State (1/17/18)
Opp.	17, Tito Maddux vs. Fresno State (1/10/01)

PLAYER W/ 10+ ASSISTS

TCU	10, Brock Harding at Kansas (1/6/26)
Opp.	10, RayJ Dennis at Baylor, 3OT (1/27/24)

PLAYER W/ 10+ STEALS

TCU	12, Greedy Daniels vs. Arkansas-Pine Bluff (12/30/00)
Opp.	N/A

PLAYER W/ 5+ STEALS

TCU	5, Brock Harding vs. Florida (11/27/25)
Opp.	5, Elmarko Jackson at Kansas (1/6/26)

PLAYER W/ 10+ BLOCKED SHOTS

TCU	11, Derrick Davenport at Alaska-Fairbanks (11/20/99)
Opp.	12, Joel Anthony at UNLV (2/7/07)

PLAYER W/ 5+ BLOCKED SHOTS

TCU	5, David Punch at Kansas (1/6/26)
Opp.	5, Moustapha Thiam at UCF (1/25/25)

PLAYER MADE 12 FIELD GOALS

TCU	12, Mike Miles at Missouri (1/30/21)
Opp.	13, Hunter Dickinson at Kansas (1/6/24)

PLAYER MADE 7+ 3-POINTERS

TCU	7, Desmond Bane vs. Louisiana (11/12/19)
Opp.	9, Davion Bailey vs. Incarnate Word (12/15/25)

PLAYER MADE 6+ 3-POINTERS

TCU	6, Trevian Tennyson at Kansas (1/6/24)
Opp.	9, Davion Bailey vs. Incarnate Word (12/15/25)

PLAYER MADE 10 FREE THROWS

TCU	11 (11-13), Xavier Edmonds at Baylor (1/24/26)
	10 (10-12), Jayden Pierre at Baylor (1/24/26)
Opp.	11 (13-15), Darryn Peterson at Kansas (1/6/26)

FIVE PLAYERS SCORED 10+ POINTS

TCU	5, Edmonds, Lelevicius, Pierre, Punch, Robinson at Kansas (1/6/26)
-----	--

SIX PLAYERS SCORED 10+ POINTS

TCU	6, Edmonds, Edwards, Lelevicius, Posey, Punch, Robinson vs. Jackson State (12/29/25)
-----	--

TRIPLE DOUBLE

TCU	13 points, 12 rebounds, 10 assists by Micah Peavy vs. Arizona State (12/16/23)
-----	--

TWO DOUBLE-DOUBLES IN SAME GAME

TCU	Xavier Edmonds - 18 points, 10 rebs. vs. Ok. St. (1/20/26)
	David Punch - 22 points, 10 rebs. vs. Ok. St. (1/20/26)

GM 1 | NEW ORLEANS 78 - TCU 74



Official Basketball Box Score - Final
New Orleans at TCU
11/03/25 Ed and Rae Schollmaier Arena, Fort Worth
2025-26 Men's Basketball

Game Time: 7:00 PM
Game Duration: 2:40
Attendance: 4,741

Officials: Chance Moore, Chris Pacsi, Rick Crawford

New Orleans - 78

Record: 1-0

NO. Name	Min	FG M-A	3P M-A	FT M-A	Rebounds OR DR TOT	Fouls PF FD	TP	AS	TO	ST	Blocks BS BA	+/-
9 Churchill Abass	F 09:23	3-3	0-0	0-0	3 4 7	5 1	6	0	2	0	0 0 3	
21 Kendrick Ooby	F 25:55	3-6	1-2	1-1	0 2 2	2 1	8	1	0	1	0 1 1	
25 Enzo Boudouma	F 14:41	1-4	1-2	0-0	0 2 2	3 1	3	0	0	0	0 0 1	
5 Jakavion Buckley	G 34:09	3-7	0-0	7-10	2 1 3	3 8	13	9	10	4	1 2 3	
22 Coleton Benson	G 37:17	7-19	4-13	4-4	1 5 6	0 2	22	1	2	0	0 1 3	
23 MJ Thomas	22:07	5-5	0-0	0-0	3 4 7	5 3	10	1	1	1	0 0 3	
99 Panagiotis Pagonis	27:11	3-6	1-1	2-2	2 5 7	3 1	9	2	1	0	0 0 6	
6 Tavaj Cope	14:05	3-5	0-0	1-2	0 4 4	1 1	7	0	1	0	1 0 3	
20 William Patterson	06:38	0-1	0-0	0-0	0 0 0	2 0	0	0	0	0	0 0 3	
3 Irish Coquia	08:34	0-1	0-0	0-0	0 0 0	0 0	0	1	1	1	0 0 2	
Team					1 0 1	0 0						
Totals		28-57	7-18	15-19	12 27 39	24 18	78	14	19	7	2 4 4	

Shooting By Period
1 st FG% 19-34 55.9%
3PT% 4-10 40.0%
FT% 2-3 66.7%
2 nd FG% 9-23 39.1%
3PT% 3-8 37.5%
FT% 13-16 81.3%
GM FG% 28-57 49.1%
3PT% 7-18 38.9%
FT% 15-19 78.9%
Dead Ball Rebounds: 2, 4

Major Fouls: Pagonis (F1) 2nd 6:29

TCU - 74

Record: 0-1

NO. Name	Min	FG M-A	3P M-A	FT M-A	Rebounds OR DR TOT	Fouls PF FD	TP	AS	TO	ST	Blocks BS BA	+/-
15 David Punch	F 29:12	9-13	0-2	1-2	3 5 8	3 2	19	0	1	0	2 0 1	
32 Malick Diallo	C 06:30	0-0	0-0	0-0	0 1 1	1 1	0	0	2	0	1 0 6	
1 Jayden Pierre	G 32:56	4-9	1-4	2-2	1 1 2	3 3	11	1	5	2	0 0 0	-1
2 Brock Harding	G 36:17	2-11	0-4	2-2	1 0 1	2 2	6	6	0	5	1 1 3	
3 Luitauras Lelevicius	G 27:20	2-9	0-7	2-2	2 3 5	2 1	6	1	0	1	0 0 2	
8 RJ Jones	04:45	0-0	0-0	0-0	0 0 0	1 0	0	1	0	0	0 0 9	
24 Xavier Edmonds	21:29	3-4	0-0	5-9	1 1 2	4 9	11	2	0	0	0 0 7	
55 Tanner Toolson	14:21	3-8	0-4	1-3	2 0 2	0 3	7	1	0	0	0 0 8	
5 Micah Robinson	22:49	3-10	2-5	6-6	1 5 6	2 3	14	1	2	2	0 0 0	
7 Kayden Edwards	04:22	0-3	0-1	0-0	0 0 0	0 0	0	0	0	0	1 1 1	
Team					1 0 1	0 0						
Totals		26-67	3-27	19-26	12 16 28	18 24	74	13	10	10	4 2 4	

Shooting By Period
1 st FG% 11-34 32.4%
3PT% 2-14 14.3%
FT% 4-9 44.4%
2 nd FG% 15-33 45.5%
3PT% 1-13 7.7%
FT% 15-17 88.2%
GM FG% 26-67 38.8%
3PT% 3-27 11.1%
FT% 19-26 73.1%
Dead Ball Rebounds: 5, 3

Major Fouls: Robinson (F1) 2nd 0:19

	UNO	TCU
Biggest lead	21 (2 nd 7:24)	2 (1 st 18:14)
Best Scoring Run	9 (1 st 14:05)	12 (2 nd 4:14)
Lead Changes	1	
Times Tied	2	
Time with Lead	35:33	01:03

Points from	UNO	TCU
Turnovers	13	20
Paint	38	42
Second Chance	13	17
Fast Breaks	11	13
Bench	26	32

Period by Period Scoring			
	1st	2nd	TOT
UNO	44	34	78
TCU	28	46	74

GM 2 | TCU 104 - SAINT FRANCIS 63



Official Basketball Box Score - Final
Saint Francis at TCU
11/06/25 Ed and Rae Schollmaier Arena, Fort Worth
2025-26 Men's Basketball

Game Time: 7:00 PM
Game Duration: 1:58
Attendance: 4,432

Officials: Marques Pettigrew, John Jenkins Jr., Gregory Nixon

Saint Francis - 63

Record: 0-2

NO. Name	Min	FG M-A	3P M-A	FT M-A	Rebounds OR DR TOT	Fouls PF FD	TP	AS	TO	ST	Blocks BS BA	+/-
21 Gestin Liberis	F 22:13	1-3	0-0	0-0	1 1 2	3 5	2	5	4	0	0 0 0	-21
0 Chris Moncrief	G 04:00	0-0	0-0	0-0	0 0 0	0 0	0	1	0	0	0 0 0	-1
2 Zion Russell	G 35:03	3-9	0-1	0-0	1 3 4	3 3	6	2	2	0	1 3 3	-39
3 Brandon Russell	G 22:15	2-8	0-2	0-0	0 0 0	4 0	4	2	1	0	0 1 1	-21
8 Skylar Wicks	G 34:18	6-17	5-9	1-2	0 6 6	1 2	18	4	4	2	0 4 4	-44
4 Ralph Martino Jr.	21:25	3-6	0-2	0-0	0 1 1	2 0	6	2	1	2	0 0 0	-24
20 Cameron Tweedy	18:30	5-8	0-0	4-4	1 0 1	1 3	14	2	0	1	0 0 0	-23
55 Ahmad Harrison	17:15	2-4	0-0	0-0	0 2 2	2 1	4	0	2	0	0 0 0	-24
15 Victor Payne	09:32	0-3	0-2	0-0	0 2 2	5 1	0	1	1	0	0 0 0	-10
1 KJ Swain	09:01	2-4	0-0	0-0	0 0 0	0 0	6	0	0	1	0 0 0	-9
30 Trey Weiland	04:45	1-1	1-1	0-0	0 0 0	0 0	3	0	0	0	0 0 3	
11 Melvin Weaver III	01:43	0-0	0-0	0-0	0 0 0	0 0	0	0	0	0	0 0 0	8
Team					2 2 4	0 0						
Totals		25-63	8-21	5-6	5 17 22	21 15	63	19	16	6	1 8 4	

Shooting By Period
1 st FG% 13-34 38.2%
3PT% 3-12 25.0%
FT% 0-0 0%
2 nd FG% 12-29 41.4%
3PT% 5-9 55.6%
FT% 5-6 83.3%
GM FG% 25-63 39.7%
3PT% 8-21 38.1%
FT% 5-6 83.3%
Dead Ball Rebounds: 1, 1

Major Fouls: NONE

TCU - 104

Record: 1-0

NO. Name	Min	FG M-A	3P M-A	FT M-A	Rebounds OR DR TOT	Fouls PF FD	TP	AS	TO	ST	Blocks BS BA	+/-
15 David Punch	F 22:30	5-6	0-0	1-2	2 6 8	1 2	11	3	2	1	4 0 38	
24 Xavier Edmonds	F 17:47	2-4	0-1	8-9	6 3 9	3 6	12	0	2	1	1 0 10	
1 Jayden Pierre	G 18:40	3-7	1-5	0-0	0 4 4	0 0	7	3	1	1	0 0 25	
2 Brock Harding	G 25:24	0-5	0-3	0-0	0 1 1	1 2	0	5	0	3	0 0 30	
3 Luitauras Lelevicius	G 22:53	3-7	2-5	2-2	0 2 2	1 1	10	4	1	0	0 1 35	
23 Vianney Salatchoum	12:56	1-2	0-0	0-0	0 3 3	2 0	2	1	1	0	1 0 17	
00 Jace Posey	15:42	4-6	0-0	2-3	2 1 3	3 0	10	0	1	1	0 0 14	
5 Micah Robinson	18:59	3-4	1-2	6-7	1 9 10	2 4	13	3	2	0	1 0 27	
55 Tanner Toolson	17:56	8-11	4-5	5-5	2 0 2	1 3	25	0	2	0	1 0 30	
7 Kayden Edwards	10:16	2-6	1-5	0-0	0 1 1	2 0	5	1	1	0	0 0 8	
6 Ashton Simmons	07:35	1-3	1-3	0-0	0 0 0	1 0	3	1	2	0	0 0 4	
8 RJ Jones	05:07	2-3	2-3	0-0	0 0 0	1 0	6	0	0	0	0 0 0	-1
22 Adam Stewart	01:25	0-0	0-0	0-0	0 0 0	0 0	0	0	0	0	0 0 0	-8
30 Drew McElroy	01:25	0-1	0-1	0-0	0 0 0	0 0	0	0	0	0	0 0 0	-8
33 Trey Stuart	01:25	0-0	0-0	0-0	1 0 1	0 0	0	0	0	0	0 0 0	-8
Team					1 3 4	0 0						
Totals		34-65	12-33	24-28	15 33 48	15 21	104	21	15	7	8 1 41	

Shooting By Period
1 st FG% 18-34 52.9%
3PT% 5-16 31.3%
FT% 12-14 85.7%
2 nd FG% 16-31 51.6%
3PT% 7-17 41.2%
FT% 12-14 85.7%
GM FG% 34-65 52.3%
3PT% 12-33 36.4%
FT% 24-28 85.7%
Dead Ball Rebounds: 2, 0

Major Fouls: NONE

	SFU	TCU
Biggest lead	0 (1 st 20:00)	49 (2 nd 1:52)
Best Scoring Run	8 (2 nd 0:15)	13 (2 nd 14:23)
Lead Changes	0	
Times Tied	1	
Time with Lead	00:00	39:17

Points from	SFU	TCU
Turnovers	10	15
Paint	34	42
Second Chance	5	18
Fast Breaks	5	21
Bench	33	64

Period by Period Scoring			
	1st	2nd	TOT
SFU	29	34	63
TCU	53	51	104

GM 3 | TCU 78 - LAMAR 65



Official Basketball Box Score - Final
Lamar University at TCU
11/10/25 Ed and Rae Schollmaier Arena, Fort Worth
2025-26 Men's Basketball

Game Time: 7:00 PM
Game Duration: 2:03
Attendance: 4,567

Officials: Kipp Kessinger, Doug Simons, Brooks Wells

Lamar University - 65

Record: 1-1

NO. Name	Min	FG M-A	3P M-A	FT M-A	Rebounds OR DR TOT	Fouls PF FD	TP	AS	TO	ST	Blocks BS BA	+/-
4 Braden East	F 15:23	1-3	0-0	2-2	1 3 4	4 1	4	0	3	0	0 0 7	
10 Erol White	F 25:44	0-3	0-0	0-0	1 3 4	2 1	0	3	1	1	2 1 10	
22 Andrew Hollifield	F 30:19	3-9	1-4	1-2	1 3 4	2 4	8	3	2	1	4 0 16	
0 Cody Pennebaker	G 28:01	4-6	0-1	0-0	1 5 6	1 0	8	3	1	1	0 0 8	
24 Rob Lee, Jr.	G 28:33	9-20	3-6	5-6	0 1 1	2 6	26	1	0	0	0 1 9	
2 Jayden Barrs	25:23	6-11	2-3	0-0	0 1 1	2 0	14	1	0	2	0 1 5	
20 Spencer Ezewiro	14:53	0-1	0-0	0-0	0 1 1	5 0	0	0	0	2	0 0 7	
3 King-Njisanani Wilhite	13:24	1-2	0-1	0-0	0 1 1	1 1	1	2	2	0	0 1 0	-2
5 Jayden Gambrell	11:36	1-5	1-4	0-0	0 0 0	2 0	3	0	0	0	0 0 11	
32 Janko Bulajic	03:37	0-0	0-0	0-2	0 2 2	0 1	0	0	0	0	0 0 3	
11 Eian Lowe	03:07	0-0	0-0	0-0	0 0 0	1 0	0	0	2	1	0 0 0	-5
Team					2 2 4	0 0						
Totals		25-60	7-19	8-12	10 18 28	22 14	65	13	9	8	7 3 13	

Shooting By Period
1 st FG% 16-31 51.6%
3PT% 4-10 40.0%
FT% 2-4 50%
2 nd FG% 9-29 31.0%
3PT% 3-9 33.3%
FT% 6-8 75%
GM FG% 25-60 41.7%
3PT% 7-19 36.8%
FT% 8-12 66.7%
Dead Ball Rebounds: 2, 1

Major Fouls: NONE

TCU - 78

Record: 2-1

NO. Name		Min	FG M-A	3P M-A	FT M-A	Rebounds OR DR TOT	Fouls PF FD	TP	AS	TO	ST	Blocks BS BA	+/-
15 David Punch	F	25:48	5-5	2-2	0-1	0 4 4	3 1	12	0	4	2	1 0	19
24 Xavier Edmonds	F	19:48	3-4	0-0	6-6	3 2 5	2 7	12	3	2	0	0 0	5
1 Jayden Pierre	G	25:04	8-12	2-5	0-0	0 0 0	3 1	18	2	1	3	0 0	11
2 Brock Harding	G	37:14	3-7	2-3	0-2	1 3 4	1 2	8	7	2	2	1 0	17
3 Luitauras Lelevicius	G	19:23	0-4	0-3	2-2	0 3 3	1 1	2	1	0	0	0 0	5
23 Vianney Salatchoum		05:33	0-1	0-0	0-1	1 1 2	1 2	0	0	0	0	0 0	1
5 Micah Robinson		23:51	2-7	2-3	5-6	1 2 3	2 4	11	1	2	0	0 0	3
55 Tanner Toolson		14:00	0-4	0-1	0-0	2 1 3	1 0	0	0	0	0	0 0	2-4
00 Jace Posey		25:37	5-7	1-1	2-4	2 6 8	0	3	12	0	1	0 1	19
7 Kayden Edwards		03:42	1-2	0-1	1-2	0 0 0	0 1	3	1	0	0	0 0	2
Team						3 1 4	0	0	0	1			
Totals			27-53	8-19	16-24	13 23 36	14 22	78	15	13	7	3 7	13

GM 5 | TCU 81 - KANSAS CITY 45



Official Basketball Box Score - Final
Kansas City at TCU
11/19/25 Ed and Rae Schollmaier Arena, Fort Worth
2025 2nd Men's Basketball

Game Time: 7:00 PM
Game Duration: 2:01
Attendance: 4,484

Officials: Brooks Wells, Matthew Rukasin, Grant Jeffers

Kansas City - 45

Record: 0-1

NO. Name	Min	FG M-A	3P M-A	FT M-A	Rebounds OR DR TOT	Fouls PF FO	TP	AS	TO	ST	Blocks BS BA	+/-
4 Chris Dockery	F 17:09	1-4	0-1	1-2	1 1 2	1 2	3	0	3	0	0 1	-14
33 Jerome Palm	G 25:49	3-7	0-0	1-3	1 6 7	0 2	3	1	1	0	0 1	-26
0 Karmello Branch	G 32:39	5-15	4-14	4-4	1 3 4	1 3	18	1	1	0	1 0	-26
1 Jayson Petty	G 26:53	0-6	0-6	2-4	1 3 4	1 4	2	2	3	5	0 0	-34
2 U'Riyah Evans	G 24:11	0-4	0-0	2-4	0 0 0	2 4	2	3	5	0	0 1	-20
7 Kasheem Grady II	11:36	2-4	1-2	0-0	0 0 0	2 0	5	0	3	0	0 0	-12
23 Addarin Scott	14:36	1-2	0-0	0-0	1 4 5	4 1	2	0	1	0	0 0	-10
11 Kernan Bundy	24:27	1-8	1-6	2-2	1 3 4	1 2	5	2	1	1	0 2	-12
3 Jamaria Clark	16:47	2-5	1-3	0-0	2 0 2	3 0	5	1	0	1	0 0	-18
21 Babacar Mbengue	05:54	0-1	0-0	0-0	0 0 0	0 0	0	0	0	0	1 0	-8
Team					4 4 8	0 0	0	0	0	0	0 0	
Totals		13-56	7-32	12-19	12 24 36	15 18	45	10	18	7	2 5	-36

Shooting By Period
1 st FG% 8-27 29.6%
3PT% 5-15 33.3%
FT% 7-11 63.6%
2 nd FG% 5-28 17.9%
3PT% 2-17 11.8%
FT% 5-8 62.5%
GM FG% 13-56 23.2%
3PT% 7-32 21.9%
FT% 12-19 63.2%
Dead Ball Rebounds: 5, 0

Major Fouls: NONE

TCU - 81

Record: 1-0

NO. Name	Min	FG M-A	3P M-A	FT M-A	Rebounds OR DR TOT	Fouls PF FO	TP	AS	TO	ST	Blocks BS BA	+/-
15 David Punch	F 26:38	2-12	0-3	4-4	2 7 9	1 5	8	7	0	2	1 0	32
24 Xavier Edmonds	F 15:33	4-8	0-0	1-2	2 1 3	4 1	9	1	0	1	1 1	16
1 Jayden Pierre	G 22:07	5-8	5-8	2-2	1 5 6	4 2	17	3	1	0	0 0	32
2 Brock Harding	G 28:12	2-4	2-4	0-0	1 2 3	2 0	6	4	6	4	1 0	35
3 Luitaurs Lelevicius	G 24:59	5-7	4-5	2-2	0 3 3	0 2	16	1	0	2	0 0	35
23 Vianney Salathoum	16:02	3-4	0-0	0-0	2 2 4	2 0	6	0	3	0	1 0	12
55 Tanner Toolson	16:33	1-6	1-4	0-0	0 0 0	1 0	3	0	0	2	1 0	1
00 Jace Posey	14:05	3-9	0-2	3-3	3 2 5	1 2	9	3	2	0	0 1	1
5 Micah Robinson	19:55	1-5	1-3	1-2	3 5 8	2 2	4	2	1	1	0 0	12
7 Kayden Edwards	07:03	1-3	1-3	0-0	0 1 1	0 0	3	0	0	0	0 4	0
6 Ashton Simmons	02:29	0-1	0-0	0-0	0 2 2	1 0	0	0	0	0	0 0	0
8 RJ Jones	02:37	0-1	0-0	0-0	0 0 0	0 0	1	0	0	0	0 0	0
22 Adam Stewart	00:56	0-0	0-0	0-0	0 0 0	0 0	0	0	0	0	0 0	0
30 Drew McElroy	00:56	0-0	0-0	0-0	0 0 0	0 0	0	0	0	0	0 0	0
33 Trey Stuart	00:56	0-0	0-0	0-0	0 0 0	0 0	0	0	0	0	0 0	0
Team					3 3 6	0 0	0	0	0	0	0 0	
Totals		27-68	14-32	13-15	17 33 50	18 15	81	21	13	12	5 2	36

Shooting By Period
1 st FG% 17-35 48.6%
3PT% 7-16 43.8%
FT% 10-11 90.9%
2 nd FG% 10-33 30.3%
3PT% 7-16 43.8%
FT% 3-4 75%
GM FG% 27-68 39.7%
3PT% 14-32 43.8%
FT% 13-15 86.7%
Dead Ball Rebounds: 2, 0

Major Fouls: NONE

Biggest lead	KC	TCU
0 (1 st 20:00)	36	(2 nd 2:34)
Best Scoring Run	4 (1 st 9:31)	17 (1 st 15:53)
Lead Changes	0	
Times Tied	0	
Time with Lead	00:00	39:43

Points from	KC	TCU
Turnovers	8	16
Paint	10	24
Second Chance	9	20
Fast Breaks	7	8
Bench	17	25

Period by Period Scoring			
	1st	2nd	TOT
KC	28	17	45
TCU	51	30	81

GM 6 | TCU 84 - NO. 10 FLORIDA 80



Official Basketball Box Score - Final
TCU at Florida
11/27/25 Jerry Craig Pavilion, San Diego
2025 Rady Children's Invitational

Game Time: 12:00 PM
Game Duration: 2:27
Attendance: 4,955

Officials: Kipp Kissinger, Brooks Wells, Chris Pacci

TCU - 84

Record: 4-2

NO. Name	Min	FG M-A	3P M-A	FT M-A	Rebounds OR DR TOT	Fouls PF FO	TP	AS	TO	ST	Blocks BS BA	+/-
15 David Punch	F 36:12	7-9	0-0	5-6	3 6 9	3 6	19	2	2	3	0 4	4
24 Xavier Edmonds	F 07:33	1-2	0-0	0-0	0 0 0	4 0	2	0	0	0	0 0	3
1 Jayden Pierre	G 24:21	4-6	2-3	0-0	0 2 2	4 3	10	0	4	1	0 0	0
2 Brock Harding	G 37:26	6-16	0-3	7-8	0 4 4	2 5	19	12	2	5	0 1	8
3 Luitaurs Lelevicius	G 22:15	1-5	1-5	0-0	0 2 2	1 0	3	0	0	0	0 0	-7
23 Vianney Salathoum	04:03	0-0	0-0	0-0	0 0 0	1 0	0	0	0	0	0 0	-7
5 Micah Robinson	29:56	3-10	1-5	1-6	0 3 3	1 4	8	1	0	1	1 2	7
55 Tanner Toolson	16:49	0-3	0-1	2-2	0 2 2	1 2	2	1	0	1	0 0	1
00 Jace Posey	21:25	6-8	0-0	9-11	1 0 1	2 6	21	0	0	2	0 0	11
Team					2 3 5	0 0	0	1				
Totals		28-59	4-17	24-33	8 20 28	19 26	84	16	9	12	4 3	4

Shooting By Period
1 st FG% 13-33 39.4%
3PT% 4-12 33.3%
FT% 9-16 56.3%
2 nd FG% 15-26 57.7%
3PT% 0-5 0.0%
FT% 15-17 88.2%
GM FG% 28-59 47.5%
3PT% 4-17 23.5%
FT% 24-33 72.7%
Dead Ball Rebounds: 9, 0

Major Fouls: Edmonds (F1) 1st 18:15 Toolson (F1) 1st 12:31

Florida - 80

Record: 4-2

NO. Name	Min	FG M-A	3P M-A	FT M-A	Rebounds OR DR TOT	Fouls PF FO	TP	AS	TO	ST	Blocks BS BA	+/-
10 Thomas Haugh	F 36:04	7-16	3-8	3-4	1 4 5	4 3	20	2	5	1	1 3	-2
21 Alex Condon	F 35:30	2-5	0-3	4-7	1 7 8	1 4	8	8	3	0	1 0	0
9 Ruben Chinyelu	C 27:31	5-6	0-0	3-4	4 5 9	4 3	13	0	4	0	0 0	3
0 Boogie Fland	G 27:10	4-8	0-3	4-4	0 1 1	5 3	12	2	4	3	1 0	-3
1 Xaivian Lee	G 16:03	1-6	1-4	2-2	0 3 3	5 1	5	1	0	0	0 0	4
3 Micah Handlogten	13:25	1-1	0-0	0-0	1 0 1	2 0	2	0	2	1	0 0	-8
7 Urban Kiazar	28:59	5-8	4-7	6-6	1 1 2	3 5	20	1	1	0	0 0	-10
20 Isaiah Brown	07:11	0-2	0-2	0-0	0 0 0	1 0	0	1	0	0	0 1	-6
4 Alex Lloyd	08:07	0-3	0-2	0-0	1 0 1	1 0	0	1	0	0	0 0	2
Team					1 0 1	0 0	0	0				
Totals		25-55	8-29	22-27	10 21 31	26	80	16	19	5	3 4	-4

Shooting By Period
1 st FG% 12-24 50.0%
3PT% 3-10 30.0%
FT% 17-21 81%
2 nd FG% 13-31 41.9%
3PT% 5-19 26.3%
FT% 5-6 83.3%
GM FG% 25-55 45.5%
3PT% 8-29 27.6%
FT% 22-27 81.5%
Dead Ball Rebounds: 5, 2

Major Fouls: Chinyelu (F1) 2nd 0:13

Biggest lead	TCU	FLA
5 (2 nd 0:11)	10 (2 nd 15:14)	
Best Scoring Run	9 (2 nd 2:43)	8 (1 st 17:40)
Lead Changes	16	
Times Tied	8	
Time with Lead	07:25	27:57

Points from	TCU	FLA
Turnovers	22	12
Paint	44	34
Second Chance	10	19
Fast Breaks	23	13
Bench	31	22

Period by Period Scoring			
	1st	2nd	TOT
TCU	39	45	84
FLA	44	36	80

GM 7 | TCU 74 - WISCONSIN 63



Official Basketball Box Score - Final
TCU at Wisconsin
11/28/25 Jerry Craig Pavilion, San Diego
2025 Rady Children's Invitational Championship Game

Game Time: 2:30 PM
Game Duration: 2:06
Attendance: 5,008

Officials: Kipp Kissinger, Jeffrey Anderson, Marques Pettigrew

TCU - 74

Record: 5-2

NO. Name	Min	FG M-A	3P M-A	FT M-A	Rebounds OR DR TOT	Fouls PF FO	TP	AS	TO	ST	Blocks BS BA	+/-
15 David Punch	F 31:45	7-11	1-1	2-2	1 8 9	3 3	17	2	4	2	2 1	3
24 Xavier Edmonds	F 17:38	6-8	0-0	0-0	2 1 3	2 1	12	1	1	1	0 0	21
1 Jayden Pierre	G 32:21	4-11	2-2	1-2	0 3 3	4 1	11	4	0	0	2 0	13
2 Brock Harding	G 35:40	6-9	2-3	2-3	0 4 4	2 2	16	5	5	1	0 0	10
3 Luitaurs Lelevicius	G 27:38	4-5	3-4	0-0	0 5 5	1 1	11	1	1	1	0 18	
5 Micah Robinson	28:19	1-5	0-2	5-7	1 3 4	2 5	7	1	0	0	1 1	-4
00 Jace Posey	14:40	0-7	0-0	0-2	3 4 7	1 1	0	0	1	1	0 1	-5
55 Tanner Toolson	11:59	0-4	0-2	0-0	0 0 0	1 0	0	1	0	0	0 0	-1
Team					1 1 2	0 0	0	1				
Totals		28-60	8-14	10-16	8 29 37	16 14	74	15	13	6	7 3	11

Shooting By Period
1 st FG% 16-31 51.6%
3PT% 5-9 55.6%
FT% 4-5 80%
2 nd FG% 12-29 41.4%
3PT% 3-5 60.0%
FT% 6-11 54.5%
GM FG% 28-60 46.7%
3PT% 8-14 57.1%
FT% 10-16 62.5%
Dead Ball Rebounds: 3, 0

Major Fouls: NONE

Wisconsin - 63

Record: 5-2

NO. Name	Min	FG M-A	3P M-A	FT M-A	Rebounds OR DR TOT	Fouls PF FO	TP	AS	TO	ST	Blocks BS BA	+/-
22 Austin Rapp	F 21:52	1-6	0-3	0-0	1 4 5	1 1 2	1	3	0	0	0 1	-11
31 Nolan Winter	F 35:39	0-3	0-2	3-4	1 9 10	5 3 3	0	1	3	0	1 2	-4
2 Nick Boyd	G 32:45	6-13	1-4	2-2	0 1 1	2 4 15	3	5	2	0	2 4	-4
7 Andrew Rohde	G 30:31	3-6	1-4	0-0	1 2 3	3 0 7	1	2	1	0	0 0	-3
25 John Blackwell	G 34:15	8-22	3-8	11-12	2 4 6	2 8 30	0	3	3	0	0 3	-7
5 Jack Janicki	13:30	0-1	0-1	0-0	0 0 0	0 0 0	0	2	2	1	0 0	-10
32 Aleksas Biliauskas	10:30	0-2	0-1	0-0	2 4 6	1 0 0	0	0	0	0	0 0	-9
0 Braeden Carrington	18:10	2-5	2-5	0-0	1 1 1	1 0 6	0	0	1	1	0 1	-1
23 Will Garlock	02:48	0-0	0-0	0-0	0 0 0	0 0 0	0	1	0	0	0 0	-6
Team					1 2 3	0 0 0	0	1				
Totals		20-58	7-28	16-18	8 27 35	15 16 63	10	17	9	3	7 11	

GM 9 | TCU 65 - NORTH TEXAS 55



Official Basketball Box Score - Final
TCU at North Texas
12/07/25 Dickies Arena, Fort Worth
2025-26 Men's Basketball

Game Time: 4:30 PM
Game Duration: 2:02

Officials: Michael Greenstein, Antonio Petty, KB Burnett

TCU - 65

Record: 6-3

NO. Name	Min	FG M-A	3P M-A	FT M-A	Rebounds OR DR TOT	Fouls PF FO	TP	AS	TO	ST	Blocks BS BA	+/-
15 David Punch	F 34:24	4-10	0-2	4-7	3 9 12	2 6	12	2	2	4	2 1 7	
24 Xavier Edmonds	F 24:41	7-9	1-1	1-2	3 5 8	2 3	16	1	1	1	0 0 10	
1 Jayden Pierre	G 28:05	2-5	0-2	1-2	1 0 1	3 1	5	1	1	0	0 0 22	
2 Brock Harding	G 35:06	4-8	0-2	1-3	0 1 1	1 0	9	4	4	1 0 0	6	
3 Luitauras Lelevicius	G 16:25	1-5	0-4	2-2	1 3 4	0 2	4	0	1	0	1 0 6	
5 Micah Robinson	17:29	1-4	0-1	2-2	1 1 2	3 1	4	0	3	1 1 0	7	
00 Jace Posey	14:56	0-2	0-0	1-2	0 2 2	1 2	1	0	2	2 0 1	-3	
55 Tanner Toolson	24:10	3-8	2-5	2-2	1 2 3	0 1	10	0	1	1 0 0	-1	
23 Vianney Salatchoum	03:26	1-2	0-0	0-0	2 0 2	0 0	2	0	0	0 0 0	-4	
7 Kayden Edwards	01:18	1-1	0-0	0-0	0 0 0	1 0	2	0	0	0 0 0	0	
Team					1 2 3	0	0	2				
Totals		24-54	3-17	14-22	13 25 38	13 16	65	8	17	10	4 3 10	

Major Fouls: NONE

North Texas - 55

Record: 7-3

NO.	Name	Min	FG M-A	3P M-A	FT M-A	Rebounds OR DR TOT	Fouls PF FO	TP	AS	TO	ST	Blocks BS BA	+/-
12	Dylan Arnett	F 30:55	5-7	0-0	1-2	1 3 4	2 1	11	4	0	1	0	0 -3
15	Reece Robinson	F 18:02	2-5	0-2	0-0	0 4 4	1 0	4	0	3	1	1 -4	
0	Demarion Watson	G 18:39	1-3	1-2	2-2	0 4 4	2 1	5	0	2	0	0 -6	
4	JieShawn Stevenson	G 33:21	1-5	0-1	7-8	0 1 1	0 4	9	1	3	1	1 -8	
5	David Terrell Jr.	G 36:39	6-13	2-4	2-4	1 1 2	3 4	16	2	4	2	0 -5	
2	Cahmal Crosby	07:16	0-1	0-1	0-0	0 2 2	2 0	0	0	0	0	0 0	
6	Cole Franklin	21:41	1-4	0-2	0-0	1 0 1	1 0	2	0	0	3	0 0	
6	EJ Horton	06:00	0-2	0-0	0-0	0 1 1	0 0	0	0	0	1	0 -4	
8	Josiah Shackelford	09:05	1-3	0-0	0-0	0 2 2	2 2	2	0	1	0	0 -7	
23	Buddy Hammer Jr.	09:05	2-3	0-0	0-1	1 0 1	3 1	4	0	0	0	1 -7	
11	Curtis Stinson Jr.	09:17	1-1	0-0	0-0	0 0 0	0 0	2	1	1	0	0 -6	
Team						0 3 3	1	0	0				
Totals			20-47	3-13	12-17	4 21 25	17 13	55	8	14	9	3 4 -10	

Major Fouls: Bench (TF) 2nd 15:40 Coach (TF) 2nd 15:40

	TCU	UNT
Biggest lead	12 (2 nd 2:36)	8 (1 st 2:07)
Best Scoring Run	9 (2 nd 4:54)	7 (1 st 2:57)
Lead Changes	4	
Times Tied	6	
Time with Lead	26:19	09:30

Points from Turnovers	TCU	UNT
Turnovers	15	9
Paint	36	34
Second Chance	16	7
Fast Breaks	7	5
Bench	19	10
Period by Period Scoring		
1st	TCU	31
2nd	TCU	34
TOT	TCU	65
1st	UNT	37
2nd	UNT	18
TOT	UNT	55

Shooting By Period		
1 st FG%	13-24	54.2%
3PT%	2-5	40.0%
FT%	9-10	90%
2 nd FG%	7-23	30.4%
3PT%	1-8	12.5%
FT%	3-7	42.9%
GM FG%	20-47	42.6%
3PT%	3-13	23.1%
FT%	12-17	70.6%
Dead Ball Rebounds:	3	0

GM 10 | TCU 69 - INCARNATE WORD 65



Official Basketball Box Score - Final
UIW at TCU
12/15/25 Ed and Rae Scholmaier Arena, Fort Worth
2025-26 Men's Basketball

Game Time: 7:00 PM
Game Duration: 2:06
Attendance: 4,262

Officials: Kipp Kassing, Doug Simons, Brooks Wells

UIW - 65

Record: 5-6

NO. Name	Min	FG M-A	3P M-A	FT M-A	Rebounds OR DR TOT	Fouls PF FO	TP	AS	TO	ST	Blocks BS BA	+/-
21 Lewis Rowe	C 22:48	1-1	0-0	0-0	0 2 2	3 0	2	1	0	1	0 0 -1	
2 Tahj Staveskie	G 37:35	4-11	1-2	0-0	1 4 5	3 2	9	5	3	1	0 1 -2	
3 Love Bettis	G 06:05	0-0	0-0	0-0	0 0 0	1 0	0	0	2	0	0 0 -1	
5 Davion Bailey	G 38:15	10-22	9-18	3-5	0 5 5	3 4	32	1	3	1	0 3 -6	
7 Jordan Pyke	G 33:46	4-13	0-2	0-0	2 5 7	1 1	8	7	1	1 1 4	0	
4 Jayden Williams	16:15	2-3	0-0	2-2	1 1 2	3 1	6	2	0	0 2 0	-1	
10 Harold Woods	16:55	0-0	0-0	0-0	0 0 0	2 0	0	1	1	0 1 0	3	
0 Esteban Mann	27:24	4-7	0-1	0-2	1 2 3	2 3	8	0	1	0 0 -1	-10	
9 Mihael Tomic	00:57	0-0	0-0	0-0	0 0 0	0 0	0	0	0	0 0 -2		
Team					2 3 5	0	0	1				
Totals		25-57	10-23	5-9	7 22 29	18 11	65	17	12	4	9 -4	

Major Fouls: Mann (F1) 1st 8:04

TCU - 69

Record: 7-3

NO. Name	Min	FG M-A	3P M-A	FT M-A	Rebounds OR DR TOT	Fouls PF FO	TP	AS	TO	ST	Blocks BS BA	+/-
15 David Punch	F 31:50	5-8	0-0	7-9	2 11 13	2 6	17	1	1	0	5 0 7	
24 Xavier Edmonds	F 26:51	3-7	0-1	2-4	1 1 2	2 3	8	1	2	1 1 -1	-1	
1 Jayden Pierre	G 35:30	4-10	1-5	0-0	0 2 2	2 0	9	4	1	0 0 1	8	
2 Brock Harding	G 35:37	5-11	1-3	2-2	1 1 2	0 1	13	3	0	0 0 0	6	
3 Luitauras Lelevicius	G 32:12	3-5	1-2	6-6	2 1 3	0 4	13	1	0	1 0 1	9	
5 Micah Robinson	17:35	2-4	0-2	0-1	1 4 5	3 2	4	0	1	0 1 0	-2	
55 Tanner Toolson	16:53	1-3	0-2	1-2	1 3 4	2 1	3	1	2	0 2 0	-2	
00 Jace Posey	03:32	1-3	0-1	0-1	0 0 0	0 1	2	0	1	1 0 0	-1	
Team					1 1 2	0	0	0				
Totals		24-51	3-16	18-25	9 24 33	11 18	69	11	8	3	9 4 4	

Major Fouls: Edmonds (F1) 1st 8:04

	UIW	TCU
Biggest lead	14 (1 st 9:25)	4 (2 nd 0:13)
Best Scoring Run	7 (1 st 14:47)	6 (2 nd 8:28)
Lead Changes	6	
Times Tied	3	
Time with Lead	30:19	08:11

Points from Turnovers	UIW	TCU
Turnovers	11	14
Paint	28	40
Second Chance	7	15
Fast Breaks	5	21
Bench	14	9
Period by Period Scoring		
1st	UIW	37
2nd	UIW	28
TOT	UIW	65
1st	TCU	31
2nd	TCU	38
TOT	TCU	69

Shooting By Period		
1 st FG%	10-25	40.0%
3PT%	3-10	30.0%
FT%	8-11	72.7%
2 nd FG%	14-26	53.8%
3PT%	0-6	0.0%
FT%	10-14	71.4%
GM FG%	24-51	47.1%
3PT%	3-16	18.8%
FT%	18-25	72.0%
Dead Ball Rebounds:	3	0

GM 11 | TCU 72 - ORAL ROBERTS 53



Official Basketball Box Score - Final
Oral Roberts at TCU
12/18/25 Ed and Rae Scholmaier Arena, Fort Worth
2025-26 Men's Basketball

Game Time: 7:00 PM
Game Duration: 1:49
Attendance: 4,688

Officials: Marquess Pettigrew, James Ford, Deldre Carr

Oral Roberts - 53

Record: 5-9

NO. Name		Min	FG M-A	3P M-A	FT M-A	Rebounds OR DR TOT	Fouls PF FO	TP	AS	TO	ST	Blocks BS BA	+/-
9 Ofri Naveh	F	24:40	3-7	0-1	0-0	0 1 1	1 1	6	1	2	0	1 0	-17
27 Yuto Yamanouchi-Williams	F	24:42	2-9	1-3	2-2	0 3 3	2 2	7	1	2	0	0 1	-17
1 Ty Harper	G	27:19	6-17	2-6	2-2	2 3 5	0 5	16	1	3	0	0 1	-16
5 Connor Dow	G	24:08	2-7	1-5	0-0	1 0 1	1 0	5	0	1	1 1	-11	
6 Cal Furnish	G	21:40	1-2	0-0	0-0	3 0 3	1 0	2	5	1	1 0	-10	
0 Jace Turner		21:32	0-2	0-2	0-0	0 2 2	3 0	0	1	0	0 0	-13	
7 Martins Kilups		24:49	2-2	2-2	0-0	1 1 2	3 1	6	2	3	0 0	-5	
21 Baron Smith Jr.		15:18	1-3	0-0	0-0	2 2 2	3 0	2	1	1	1 0	-2	
25 Luke Gray		11:26	2-2	1-1	1-4	0 2 2	3 2	6	0	0	2 0	-3	
2 Chase Martin		03:00	0-0	0-0	0-0	0 0 0	0 0	0	1	0	0 0	-1	
10 Aaron Jacob		01:27	1-1	1-1	0-0	0 0 0	0 0	3	0	0	0 0	0	
Team						2 3 5	0	0	1				
Totals			20-52	8-21	5-8	9 17 26	17 11	53	13	14	5	2 4	-19

Major Fouls: NONE

TCU - 72

Record: 8-3

NO. Name	Min	FG M-A	3P M-A	FT M-A	Rebounds OR DR TOT	Fouls PF FO	TP	AS	TO	ST	Blocks BS BA	+/-
15 David Punch	F 27:04	7-11	0-1	3-6	3 3 6	1 5	17	0	0	1	3 0 11	
24 Xavier Edmonds	F 20:21	3-8	0-1	2-3	1 4 5	2 2	8	0	0	2 0 0	16	
1 Jayden Pierre	G 26:24	5-10	2-5	0-0	2 1 3	2 0	12	4	3	3 0 0	19	
2 Brock Harding	G 27:59	3-5	0-2	0-0	0 0 0	0 1	6	3	0	0 0 0	11	
3 Luitauras Lelevicius	G 21:27	2-4	0-0	0-0	2 2 4	1 1	4	0	2	0 0 0	6	
00 Jace Posey	14:18	0-2	0-0	0-0	1 3 4	2 0	0	0	0	0 0 0	8	
5 Micah Robinson	22:32	2-3	1-1	4-4	1 5 6	1 3	9	1	2	2 1 0	17	
55 Tanner Toolson	26:45	2-5	0-1	4-4	3 2 5	2 2	8	2	1	0 0 2	15	
7 Kayden Edwards	11:18	3-7	1-2	0-2	1 0 1	0 2	7	1	0	0 0 0	-8	
8 RJ Jones	01:52	0-1	0-1	1-2	0 1 1	0 1	2	1	0	0 0 0	0	
Team					1 2 3	0	0	0				
Totals		27-56	4-16	14-21	15 23 38	11 17	72	12	8	8	4 2 19	

Major Fouls: NONE

	ORU	TCU
Biggest lead	0 (1 st 20:00)	25 (2 nd 12:16)
Best Scoring Run	6 (2 nd 5:41)	9 (1 st 12:13)
Lead Changes	0	
Times Tied	1	
Time with Lead	00:00	37:49

Points from Turnovers	ORU	TCU
Turnovers	10	16
Paint	22	40
Second Chance	2	17
Fast Breaks	8	11
Bench	17	25
Period by Period Scoring		
1st	ORU	25
2nd	ORU	28
TOT	ORU	53
1st	TCU	38
2nd	TCU	34
TOT	TCU	72

Shooting By Period			
1 st	FG%	16-30	53.3%
	3PT%	2-9	22.2%
	FT%	4-5	80%
2 nd	FG%	11-26	42.3%
	3PT%	2-7	28.6%
	FT%	10-16	62.5%
GM	FG%	27-56	48.2%
	3PT%	4-16	25.0%
	FT%	14-21	66.7%
Dead Ball Rebounds: 2.0			

GM 13 | TCU 115 - JACKSON STATE 64



Official Basketball Box Score - Final
Jackson St. at TCU
12/29/25 Ed and Rae Schollmaier Arena, Fort Worth
2025-26 Men's Basketball

Game Time: 7:00 PM
Game Duration: 1:54
Attendance: 4,857

Officials: Doug Simmons, Patrick Adams, John Jenkins Jr.

Jackson St. - 64

Record: 1-12

NO. Name	Min	FG M-A	3P M-A	FT M-A	Rebounds OR DR TOT	Fouls PF FD	TP	AS	TO	ST	Blocks BS BA	+/-
3 Jayme Mitchell Jr.	F 40:00	4-10	3-6	2-2	1 0 1	1 2	13	2	4	0	1 1	-51
4 Devin Ree	F 17:29	1-5	1-5	1-2	2 1 3	1 1	4	4	2	0	0 0	-33
0 Tamarion Hoover	G 21:54	1-2	1-1	0-0	2 1 3	1 1	3	0	1	0	0 0	-35
1 Dorian McMillian	G 35:04	6-18	1-6	0-2	0 10 10	2 1	13	0	5	2	0 2	-41
24 Daeshun Ruffin	G 40:00	7-17	1-2	6-7	1 0 1	1 6	21	6	4	1	2 3	-51
8 Dionjah Thomas	09:41	1-2	0-0	0-0	1 1 2	4 1	2	0	1	0	0 0	-14
12 Delye Williams	22:46	1-3	1-1	0-0	1 0 1	0 1	3	1	0	0	0 0	-23
20 Raevon Thomas	04:02	0-0	0-0	0-0	0 0 0	0 0	0	0	0	0	0 0	4
10 Ebo Wilson	03:24	0-0	0-0	0-0	0 0 0	1 1	0	0	0	0	0 0	-2
21 Kobe Butler	05:40	2-2	0-0	1-2	0 1 1	0 1	5	0	0	0	0 0	-9
Team					2 2 4	0 0		0	0			
Totals		23-59	8-21	10-15	10 16 26	11 15	64	13	17	3	3 6	-51

Major Fouls: NONE

TCU - 115

Record: 10-3

NO. Name	Min	FG M-A	3P M-A	FT M-A	Rebounds OR DR TOT	Fouls PF FD	TP	AS	TO	ST	Blocks BS BA	+/-
15 David Punch	F 21:09	8-12	0-1	4-4	1 4 5	1 2	20	3	0	2	2 1	48
24 Xavier Edmonds	F 21:01	7-10	1-1	1-1	2 3 5	5 4	16	3	1	0	2 1	15
1 Jayden Pierre	G 19:42	3-4	2-3	0-0	0 1 1	3 0	8	1	0	1	0 0	20
2 Brock Harding	G 18:17	0-2	0-2	0-0	0 1 1	0 0	0	10	0	1	1 0	36
3 Luitauras Lelevicius	G 21:31	5-7	3-4	2-2	2 3 5	1 1	15	1	0	2	0 1	29
5 Micah Robinson	31:13	7-9	2-4	3-3	0 3 3	2 2	19	9	2	3	1 0	27
00 Jace Posey	17:29	5-6	0-0	2-2	1 2 3	0 1	12	0	1	1	0 1	20
55 Tanner Toolson	15:22	3-5	1-2	0-0	0 1 1	0 1	7	1	0	0	0 0	19
8 RJ Jones	17:30	1-4	0-3	0-0	0 1 1	2 0	2	4	3	1	0 0	17
7 Kayden Edwards	14:52	5-8	4-6	0-0	0 5 5	0 0	14	5	1	1	0 0	18
22 Adam Stewart	00:57	1-1	0-0	0-0	1 0 1	0 0	2	0	0	0	0 0	3
33 Trey Stuart	00:57	0-1	0-1	0-0	0 0 0	1 0	0	0	0	0	0 0	3
Team					1 4 5	0 0		0	0			
Totals		45-69	13-27	12-12	8 28 36	15 11	115	37	8	12	6 3	51

Major Fouls: NONE

	JSU	TCU
Biggest lead	0 (1 st 20:00)	51 (2 nd 0:02)
Best Scoring Run	6 (1 st 5:38)	17 (2 nd 17:04)
Lead Changes	0	
Times Tied	0	
Time with Lead	00:00	39:45

Points from Turnovers	JSU	TCU
Paint	6	28
Second Chance	13	8
Fast Breaks	2	35
Bench	10	56
Period by Period Scoring	JSU	TCU
1st	32	32
2nd	32	64
OT	55	60
TOT	115	115

GM 14 | TCU 69 - BAYLOR 63



Official Basketball Box Score - Final
Baylor at TCU
01/03/26 Ed and Rae Schollmaier Arena, Fort Worth
2025-26 Men's Basketball

Game Time: 1:00 PM
Game Duration: 2:07
Attendance: 6,892

Officials: Kipp Kassing, Brooks Wells, Bret Smith

Baylor - 63

Record: 10-3 (0-1)

NO. Name	Min	FG M-A	3P M-A	FT M-A	Rebounds OR DR TOT	Fouls PF FD	TP	AS	TO	ST	Blocks BS BA	+/-
0 Dan Skillings Jr.	G 30:41	4-11	1-4	4-4	2 2 4	0 3	13	1	0	2	0 3	-4
5 Olaj Agbam	G 29:50	1-8	1-4	3-3	0 3 3	3 2	6	5	0	0	1 1	-11
12 Michael Rataj	G 21:59	2-8	0-1	1-1	3 1 4	3 2	5	2	3	0	1 1	-14
24 Tounde Yessoufou	G 32:00	4-12	2-7	0-0	2 3 5	3 1	10	1	3	3	2 2	0
43 Cameron Carr	G 35:57	6-12	1-5	4-5	0 3 3	1 4	17	1	1	2	1 1	0
10 Isaac Williams	14:50	2-4	0-0	0-2	0 1 1	2 2	4	1	1	1	2 1	-2
44 Caden Powell	18:26	1-1	0-0	1-1	2 2 4	4 1	3	2	1	0	2 0	-4
50 James Nnaji	16:17	2-3	0-0	1-2	2 2 4	4 1	5	1	2	0	0 1	5
Team					2 4 6	0 0		0	0			
Totals		22-59	5-21	14-18	13 21 34	20 16	63	14	11	8	10	-6

Major Fouls: NONE

TCU - 69

Record: 11-3 (1-0)

NO. Name	Min	FG M-A	3P M-A	FT M-A	Rebounds OR DR TOT	Fouls PF FD	TP	AS	TO	ST	Blocks BS BA	+/-
15 David Punch	F 30:17	3-10	0-0	5-7	2 6 8	3 6	11	2	2	1	4 0	5
24 Xavier Edmonds	F 18:57	4-6	1-1	3-5	3 1 4	2 6	12	1	2	1	0 0	-2
1 Jayden Pierre	G 33:15	3-10	2-5	0-0	0 3 3	4 0	8	4	0	2	0 3	9
2 Brock Harding	G 36:33	3-11	1-3	0-1	1 4 5	2 1	7	5	4	2	0 2	4
3 Luitauras Lelevicius	G 21:12	4-7	3-5	0-0	0 2 2	0 0	11	1	0	0	0 1	-2
5 Micah Robinson	30:46	3-6	1-3	6-8	5 5 10	1 5	13	3	1	0	1 0	9
55 Tanner Toolson	10:12	0-2	0-2	0-0	1 0 1	1 0	0	0	0	0	1 0	-1
00 Jace Posey	18:48	3-8	0-1	1-2	4 2 6	3 2	7	0	1	0	2 2	8
Team					3 1 4	0 0		0	0			
Totals		23-60	8-20	15-23	19 24 43	16 20	69	16	11	6	10	8

Major Fouls: NONE

	BAY	TCU
Biggest lead	1 (1 st 6:57)	14 (2 nd 7:15)
Best Scoring Run	8 (2 nd 2:22)	8 (1 st 2:17)
Lead Changes	2	
Times Tied	0	
Time with Lead	00:10	37:10
Points from Turnovers	BAY	TCU
Paint	10	9
Second Chance	12	13
Fast Breaks	4	19
Bench	12	20
Period by Period Scoring	BAY	TCU
1st	23	40
2nd	40	63
OT	29	40
TOT	69	69

GM 15 | NO. 22 KANSAS 104 - TCU 100 (OT)



Official Basketball Box Score - Final
TCU at Kansas
01/06/26 Allen Fieldhouse, Lawrence
2025-26 Men's Basketball

Game Time: 8:05 PM
Game Duration: 2:41
Attendance: 15,300

Officials: Gregory Nixon, Randy McCall, Rick Crawford

TCU - 100

Record: 0-1 (0-1)

NO. Name	Min	FG M-A	3P M-A	FT M-A	Rebounds OR DR TOT	Fouls PF FD	TP	AS	TO	ST	Blocks BS BA	+/-
15 David Punch	F 34:10	8-15	0-0	4-9	3 6 9	2 7	20	1	2	1	5 0	-7
24 Xavier Edmonds	F 19:47	5-10	1-2	0-0	2 3 5	5 1	11	0	1	1	2 0	15
1 Jayden Pierre	G 31:54	6-12	4-8	0-0	2 2 5	0 10	16	4	3	0	0 1	-4
2 Brock Harding	G 41:29	2-9	2-7	1-4	2 3 5	2 4	7	10	2	2	0 1	-4
3 Luitauras Lelevicius	G 38:36	7-9	5-7	4-4	1 5 6	0 2	23	0	0	0	0 0	-3
5 Micah Robinson	29:17	5-12	2-5	4-5	3 5 8	3 3	16	1	4	2	0 0	-3
00 Jace Posey	06:36	0-2	0-2	0-0	1 0 1	4 0	0	1	0	0	0 0	-4
55 Tanner Toolson	23:02	2-6	1-4	2-2	3 1 4	4 2	7	1	1	1	0 0	-8
7 Kayden Edwards	00:09	0-0	0-0	0-0	0 0 0	0 0	0	0	0	0	0 0	-2
Team					1 2 3	0 0		0	3			
Totals		35-75	15-35	15-24	16 27 43	25 19	100	18	16	7	7 5	-4

Major Fouls: NONE

Dead Ball Rebounds: 4, 0

Kansas - 104

Record: 1-0 (1-0)

NO. Name	Min	FG M-A	3P M-A	FT M-A	Rebounds OR DR TOT	Fouls PF FD	TP	AS	TO	ST	Blocks BS BA	+/-
15 Bryson Tiller	F 19:55	4-6	0-1	1-3	2 5 7	3 3	9	0	3	0	1 1	-17
40 Floy Bidingua	F 40:50	6-7	0-0	4-6	4 5 9	2 3	16	2	1	1	1 1	6
3 Tre White	G 38:18	8-14	3-6	3-4	1 4 5	4 2	22	0	1	2	1 1	8
14 Melvin Council Jr.	G 41:04	5-15	1-3	7-10	1 5 6	2 6	18	8	1	0	1 3	1
22 Darryn Peterson	G 31:46	8-18	3-8	13-15	0 6 6	1 9	32	1	4	0	1 1	4
7 Kohl Rosario	07:38	0-1	0-1	0-0	0 0 0	0 1	0	0	0	0	0 0	-4
11 Jamari McDowell	13:49	1-1	1-1	2-2	0 0 0	3 1	5	0	0	0	0 0	15
13 Elmarko Jackson	23:29	1-1	0-0	0-0	0 2 2	4 0	2	2	2	5	0 0	-4
1 Jayden Dawson	05:20	0-0	0-0	0-0	0 0 0	0 0	0	0	0	0	0 0	-4
6 Samis Calderon	02:51	0-0	0-0	0-0	0 1 1	0 0	0	0	1	0	0 0	-1
Team					1 1 2	0 0		0	0			
Totals		33-63	8-20	30-40	9 29 38	19 25	104	13	13	8	5 7	4

Major Fouls: NONE

	TCU	KAN
Biggest lead	16 (2 nd 11:32)	6 (1 st OT 1:06)
Best Scoring Run	10 (2 nd 13:24)	9 (1 st 0:27)
Lead Changes	10	
Times Tied	10	
Time with Lead	31:46	08:35

Points from Turnovers	TCU	KAN
Paint	13	21
Second Chance	20	46
Fast Breaks	9	14
Bench	23	7
Period by Period Scoring	TCU	KAN
1st	36	51
2nd	51	13
OT	13	100
TOT	100	104

GM 16 | NO. 1 ARIZONA 86 - TCU 73



Official Basketball Box Score - Final
Arizona at TCU
01/10/26 Ed and Rae Schollmaier Arena, Fort Worth
2025-26 Men's Basketball

Game Time: 3:00 PM
Game Duration: 2:08
Attendance: 5,082

Officials: Kipp Kassing, Doug Simmons, Keith Patterson

Arizona - 86

Record: 16-0 (3-0)

NO. Name	Min	FG M-A	3P M-A	FT M-A	Rebounds OR DR TOT	Fouls PF FD	TP	AS	TO	ST	Blocks BS BA	+/-
8 Ivan Kharchenkov	F 30:46	3-6	1-2	0-0	0 1 1	3 0	7	6	3	2	0 0	4
10 Koa Peat	F 31:43	10-17	0-2	0-1	2 5 7	0 1	20	3	0	1	1 1	16
13 Motiejus Krivas	C 26:55	2-8	0-0	4-4	2 8 10	4 3	8	0	2	1	1 3	8
0 Jaden Bradley	G 21:39	6-10	1-3	4-6	0 2 2	4 4	17	4	1	0	0 0	6
5 Braden Burries	G 33:22	2-8	2-3	0-0	1 5 6	3 6	6	4	3	2	0 0	12
30 Tobe Awaka	20:23	4-5	0-0	1-2	4 3 7	4 1	9	0	1	0	0 1	2
3 Anthony Dell'Orso	25:53	6-12	3-6	2-2	0 3 3	2 1	17	4	0	1	0 1	9
2 Dwayne Aristode	09:19	1-1	0-0	0-0	0 0 0	0 0	2	0	0	1	0 0	8
Team					1 1 2	0	0	0				
Totals		34-67	7-16	11-15	10 28 38	21 16	86	21	10	8	2 6	13

GM 17 | NO. 11 BYU 76 - TCU 70

Official Basketball Box Score - Final
TCU at BYU
01/14/26 Marriott Center, Provo
2025-26 Men's BasketballGame Time: 9:00 PM
Game Duration: 2:19
Attendance: 17,983

Officials: Brooks Wells, Michael Greenstein, James Ford

TCU - 70

Record: 11-6 (1-3)

NO. Name	Min	FG M-A	3P M-A	FT M-A	Rebounds OR DR TOT	Fouls PF FD	TP	AS	TO	ST	Blocks BS BA	+/-
15 David Punch	F 22:49	2-6	0-0	3-8	2 5 7 4	4 6	7	1	3	0	0 1	-15
24 Xavier Edmonds	F 27:44	6-14	2-4	5-6	2 6 8 4	5 19	2	2	1	2	0 9	
1 Jayden Pierre	G 22:20	2-3	1-2	0-0	0 1 1 5	1 5	3	0	0	0 0	-10	
2 Brock Harding	G 31:24	4-11	0-5	0-0	0 2 2 2	2 8	7	2	1	0 0	2	
3 Luitaarus Lelevicius	G 25:56	2-5	2-3	0-0	0 3 3 2	0 6	0	1	1	0 2	1	
00 Jace Posey	15:51	3-5	1-2	1-1	1 0 1 1	2 1	8	0	0	0 0	-6	
5 Micah Robinson	27:01	4-10	1-6	1-1	0 6 6 2	2 10	2	0	0	0 1	-7	
55 Tanner Toolson	26:55	2-7	1-5	2-2	0 1 1 1	2 7	1	1	0	0 2	-4	
Team					4 3 7 0	0 0						
Totals		25-61	8-27	12-18	9 27 36	22 19	70	16	9	3 4	4 -6	

Major Fouls: NONE

BYU - 76

Record: 16-1 (4-0)

NO. Name	Min	FG M-A	3P M-A	FT M-A	Rebounds OR DR TOT	Fouls PF FD	TP	AS	TO	ST	Blocks BS BA	+/-
3 AJ Dybantse	F 32:59	8-22	2-7	7-7	1 5 6 2	5 25	1	2	0	0 0	0 13	
13 Keba Keita	C 27:24	3-4	0-0	1-3	5 5 10 4	4 7	2	0	1	3	1 1	
1 Robert Wright III	G 39:05	5-14	1-3	4-4	3 3 6 0	4 15	6	2	0	0 0	8	
15 Richie Saunders	G 26:01	4-12	1-6	9-11	2 4 6 4	6 18	1	1	0	0 1	3	
30 Kennard Davis Jr.	G 36:14	1-7	0-4	0-0	2 4 6 1	2 2	0	0	3	0 2	1	
5 Mihailo Boskovic	14:34	3-5	1-2	1-1	2 2 4 3	1 8	1	2	0	1 0	0	
2 Tyler Mus	05:09	0-1	0-1	0-0	0 0 0 1	0 0	0	0	0 0	0 1		
7 Khadim Mboup	15:20	0-3	0-1	1-3	4 4 8 4	2 1	0	1	1	0 0	-2	
6 Alekselj Kostic	02:49	0-0	0-0	0-0	0 1 1 0	0 0	0	0	0 0	0 0	-1	
24 Dominique Diomande	00:27	0-0	0-0	0-0	0 0 0 0	0 0	0	0	0 0	0 0	6	
Team					2 2 4 0	0 0						
Totals		24-68	5-24	23-29	21 30 51	19 22	76	11	9	5 4	4 -6	

Major Fouls: NONE

	TCU	BYU
Biggest lead	9 (2 nd 19:31)	9 (2 nd 0:10)
Best Scoring Run	8 (1 st 6:02)	9 (2 nd 12:39)
Lead Changes	5	
Times Tied	6	
Time with Lead	21:05	14:02

Points from Turnovers	TCU	BYU
Paint	30	38
Second Chance	11	24
Fast Breaks	13	8
Bench	25	9

Period by Period Scoring	1st	2nd	TOT
TCU	36	34	70
BYU	30	46	76

Shooting By Period	1 st	2 nd	3 rd	4 th	FT
1 st FG%	9-32	28.1%			
3PT%	1-11	9.1%			
FT%	11-14	78.6%			
2 nd FG%	15-36	41.7%			
3PT%	4-13	30.8%			
FT%	12-15	80%			
GM FG%	24-68	35.3%			
3PT%	5-24	20.8%			
FT%	23-29	79.3%			
Dead Ball Rebounds:	2	0			

GM 18 | UTAH 82 - TCU 79

Official Basketball Box Score - Final
TCU at Utah
01/17/26 Jon M. Huntsman Center, Salt Lake City
2025-26 Utah Men's BasketballGame Time: 12:00 PM
Game Duration: 2:16
Attendance: 5,544

Officials: Gary Maxwell, Chris Pisci, John Jenkins Jr.

TCU - 79

Record: 11-7 (1-4)

NO. Name	Min	FG M-A	3P M-A	FT M-A	Rebounds OR DR TOT	Fouls PF FD	TP	AS	TO	ST	Blocks BS BA	+/-
15 David Punch	F 29:13	10-16	0-1	2-4	2 4 6 6	4 4	22	0	0	2 1	0 10	
24 Xavier Edmonds	F 21:23	3-5	0-0	2-5	0 6 6 3	6 8	0	2	1	1 0	-1	
1 Jayden Pierre	G 33:39	4-11	0-2	0-0	1 1 2 5	1 8	6	1	2	0 0	4	
2 Brock Harding	G 31:34	3-6	2-4	0-0	0 1 1 1	0 8	5	3	1	0 0	-7	
3 Luitaarus Lelevicius	G 13:42	1-2	0-0	0-0	0 1 1 1	0 2	0	1	0 0	0 0	-7	
5 Micah Robinson	28:17	3-8	1-5	7-8	2 2 4 2	4 14	5	0	0	0 0	-13	
00 Jace Posey	17:18	3-4	0-0	2-3	1 2 3 1	2 8	0	1	1	0 0	5	
55 Tanner Toolson	24:55	3-8	1-3	2-2	1 3 4 1	2 9	0	0	0 0	0 1	-6	
8 RJ Jones	00:01	0-0	0-0	0-0	0 0 0 0	0 0	0	0	0 0	0 0	0	
Team					3 1 4 0	0 0						
Totals		30-60	4-15	15-22	10 21 31	18 19	79	16	8	7 2	1 -3	

Major Fouls: NONE

Utah - 82

Record: 9-9 (1-4)

NO. Name	Min	FG M-A	3P M-A	FT M-A	Rebounds OR DR TOT	Fouls PF FD	TP	AS	TO	ST	Blocks BS BA	+/-
0 Seydou Traore	F 33:12	4-10	2-6	1-2	1 3 4 1	1 11	2	2	0	0 0	11	
8 Keanu Dawes	F 31:47	4-9	1-3	1-4	5 9 14 2	3 10	3	2	0	0 0	-5	
32 James Okonkwo	F 18:54	2-3	0-0	0-0	2 4 6 5	1 4	0	0	0 0	0 -2		
2 Terrence Brown	G 32:50	9-15	4-5	4-5	0 1 1 1	5 26	2	1	1	0 0	9	
3 Don McHenry	G 27:54	4-10	0-4	4-5	0 1 1 2	2 12	4	1	2	0 1	-4	
21 Obomate Abbey	19:32	2-6	0-3	1-2	0 2 2 1	3 5	4	2	0 0	0 1		
7 Josh Hayes	15:55	2-2	0-0	1-2	0 2 2 3	1 5	0	0	0 1	0 5		
13 Kendyl Sanders	19:57	3-4	2-3	1-2	1 2 3 4	2 9	2	2	0 0	0 0		
Team					5 2 7 0	0 2						
Totals		30-59	9-24	13-22	14 26 40	19 18	82	17	13	3 1	2 3	

Major Fouls: NONE

	TCU	UTES
Biggest lead	0 (1 st 20:00)	14 (1 st 14:28)
Best Scoring Run	6 (1 st 8:03)	14 (1 st 14:28)
Lead Changes	0	
Times Tied	3	
Time with Lead	00:00	38:25

Points from Turnovers	TCU	UTES
Paint	52	36
Second Chance	7	12
Fast Breaks	8	4
Bench	31	19

Period by Period Scoring	1st	2nd	TOT
TCU	30	49	79
UTES	38	44	82

Shooting By Period	1 st	2 nd	3 rd	4 th	FT
1 st FG%	16-36	44.4%			
3PT%	5-14	35.7%			
FT%	1-2	50%			
2 nd FG%	14-23	60.9%			
3PT%	4-10	40.0%			
FT%	12-20	60%			
GM FG%	30-59	50.8%			
3PT%	9-24	37.5%			
FT%	13-22	59.1%			
Dead Ball Rebounds:	3	0			

GM 19 | TCU 68 - OKLAHOMA STATE 65

Official Basketball Box Score - Final
Oklahoma SL at TCU
01/20/26 Ed and Rae Schollmaier Arena, Fort Worth
2025-26 Men's BasketballGame Time: 7:00 PM
Game Duration: 2:09
Attendance: 4,942

Officials: Doug Simmons, Randy McCall, Gregory Nixon

Oklahoma SL - 65

Record: 14-5 (2-4)

NO. Name	Min	FG M-A	3P M-A	FT M-A	Rebounds OR DR TOT	Fouls PF FD	TP	AS	TO	ST	Blocks BS BA	+/-
4 Christian Coleman	F 24:26	2-7	0-0	0-0	0 2 2 0	2 4	2	2	1	2 2	-1	
22 Parsa Fallah	C 24:20	1-5	0-1	0-2	3 1 4 2	2 2	1	1	0	0 1	4	
1 Kanye Clary	G 34:01	5-12	1-4	0-0	0 2 2 0	1 11	6	2	2	0 0	-5	
5 Vycitorius Miller	G 27:10	2-6	1-3	0-0	1 2 3 3	0 5	2	1	2	1 0	-11	
9 Anthony Roy	G 30:55	4-9	3-6	2-2	0 4 4 3	3 1	13	0	3	3 0	-3	
21 Isaiah Coleman	24:52	6-11	0-0	2-3	2 4 6 4	2 14	1	2	0	0 1	8	
0 Jaylen Curry	16:00	4-7	1-1	0-1	1 3 4 1	1 9	4	2	2	0 1	3	
19 Andrija Vukovic	18:16	3-5	0-0	1-2	0 2 2 1	1 7	0	0	3	0 2	-10	
Team					5 3 8 0	0 0						
Totals		27-62	6-15	5-10	12 23 35	14 10	65	16	14	13 3	7 -3	

Major Fouls: NONE

TCU - 68

Record: 12-7 (2-4)

NO. Name	Min	FG M-A	3P M-A	FT M-A	Rebounds OR DR TOT	Fouls PF FD	TP	AS	TO	ST	Blocks BS BA	+/-
15 David Punch	F 34:33	9-13	1-2	3-8	3 7 10 1	5 22	2	1	1	1 3	0 13	
24 Xavier Edmonds	F 28:15	9-14	0-1	0-0	3 7 10 4	3 18	0	1	0	3 2	14	
1 Jayden Pierre	G 30:04	3-9	2-5	0-0	0 3 3 1	2 8	4	3	1	1 1	8	
2 Brock Harding	G 32:28	1-6	1-4	0-0	0 0 0 1	0 3	9	3	2	0 0	17	
3 Luitaarus Lelevicius	G 30:03	4-8	2-4	0-0	1 5 6 0	2 10	1	1	1	0 0	24	
5 Micah Robinson	17:10	1-6	0-3	0-0	1 0 1 2	0 2	0	4	1	0 0	-21	
7 Kayden Edwards	05:52	0-0	0-0	0-0	0 0 0 0	0 0	0	0	0 0	0 0	-10	
55 Tanner Toolson	20:10	1-5	0-1	3-4	0 2 2 1	2 5	3	1	2	0 0	-22	
00 Jace Posey	01:25	0-0	0-0	0-0	0 0 0 0	0 0	0	0	0 0	0 0	-8	
Team					5 2 7 0	0 0						
Totals		28-61	6-20	6-12	13 26 39	10 14	68	19	14	8 7	3 3	

Major Fouls: NONE

	OSU	TCU
Biggest lead	9 (2 nd 11:52)	9 (1 st 17:05)
Best Scoring Run	10 (1 st 6:10)	10 (2 nd 0:00)
Lead Changes	4	
Times Tied	3	
Time with Lead	23:44	12:57

Points from Turnovers	OSU	TCU
Paint	42	40
Second Chance	13	11
Fast Breaks	11	14
Bench	30	7

Period by Period Scoring	1st	2nd	TOT
OSU	41	24	65
TCU	37	31	68

Shooting By Period	1 st	2 nd	3 rd	4 th	FT
1 st FG%	18-31	58.1%			
3PT%	5-9	55.6%			
FT%	0-1	0%			
2 nd FG%	9-31	29.0%			
3PT%	1-6	16.7%			
FT%	5-9	55.6%			
GM FG%	27-62	43.5%			
3PT%	6-15	40.0%			
FT%	5-10	50.0%			
Dead Ball Rebounds:	2	0			

GM 20 | TCU 97 - BAYLOR 90

Official Basketball Box Score - Final
TCU at Baylor
01/24/26 Foster Pavilion, Waco
2025-26 Men's BasketballGame Time: 5:00 PM
Game Duration: 2:36
Attendance: 7,124

Officials: Chance Moore, James Ford, Kirk Smith

TCU - 97

Record: 13-7 (3-4)

No.	Name	Min	FG M-A	3P M-A	FT M-A	Reb OR DR TOT	Fouls PF FD	TP	AS	TO	ST	Blocks BS BA	+/-	
5	Micah Robinson	35:10	2-5	1-2	1-2	0	1	1	5	3	6	3	1	1
24	Xavier Edmonds	25:27	6-11	0-1	11-13	4	6	10	4	9	23	0	4	1
1	Jayden Pierre	36:03	6-9	3-4	10-12	0	2	2	5	7	25	2	1	0
2	Brock Harding	25:27	3-9	1-2	9-12	0	2	2	4	6	16	0	2	0
3	Liutauras Leleivicius	28:17	3-5	1-2	2-2	0	1	1	3	2	9	0	1	0
23	Vianney Salatchoum	10:14	2-4	0-0	0	1	1	2	20	4	0	0	1	0
55	Tanner Toolson	24:45	5-8	0-1	2-2	0	1	1	3	1	12	0	2	1
7	Kayden Edwards	07:39	1-2	0-1	0-0	0	0	0	0	2	0	1	0	0
00	Jace Posey	06:58	0-1	0-0	0-0	0	2	2	0	0	0	0	0	0
Team						1	2	3	0	0	1			

GM 21 | HOUSTON 79 - TCU 70



Official Basketball Box Score - Final
Houston at TCU
01/29/26 Ed and Rae Schollmaier Arena, Fort Worth
2025-26 Men's Basketball

Game Time: 8:00 PM
Game Duration: 2:23
Attendance: 6,863

Officials: Doug Simons, Brooks Wells, James Duke

Houston - 79

Record: 18-2 (6-1)

NO.	Name	Min	FG M-A	3P M-A	FT M-A	Rebounds OR DR TOT	Fouls PF FD	TP	AS	TO	ST	Blocks BS BA	+/-
11	Joseph Tugler	F 09:37	0-1	0-0	0-0	0 0 0	4 2	0	0	1	0	0	-1
5	Chris Cienac Jr	G 34:03	2-6	1-3	3-4	5 9 14	2 5	8	1	0	3	1	0
4	Kingston Flemings	G 34:34	8-16	2-3	9-9	0 5 5	3 4	27	5	4	0	0	1
7	Milos Uzan	G 38:34	3-9	2-6	2-2	0 4 4	1 2	10	4	2	0	0	0
21	Emanuel Sharp	G 30:31	8-16	2-7	5-5	0 1 1	5 3	23	1	1	0	0	8
14	Kalifa Sakho	13:05	1-1	0-0	0-0	0 1 1	4 1	2	0	0	1	0	0
3	Ramon Walker Jr.	21:46	1-2	1-1	3-4	1 1 2	2 4	6	1	1	1	0	0
1	Isiah Harwell	15:27	0-2	0-2	0-0	0 0 0	1 0	0	0	1	1	0	0
24	Chase McCarty	01:29	1-1	1-1	0-0	0 1 1	0 0	3	0	0	0	0	0
25	Mercy Miller	00:54	0-0	0-0	0-0	0 0 0	0 0	0	0	0	0	0	-2
Team						0 3 3	0	0	0	0	1		
Totals			24-54	9-23	22-24	6 25 31	22 21	79	12	11	6	1	9

Major Fouls: NONE

TCU - 70

Record: 13-8 (3-5)

NO.	Name	Min	FG M-A	3P M-A	FT M-A	Rebounds OR DR TOT	Fouls PF FD	TP	AS	TO	ST	Blocks BS BA	+/-
15	David Punch	F 28:44	7-11	1-1	1-4	0 1 1	3 3	16	5	1	0	1	0
24	Xavier Edmonds	F 27:35	7-10	0-0	4-7	4 6 10	3 7	18	1	2	2	0	-10
1	Jayden Pierre	G 34:31	1-9	1-6	2-2	1 3 4	3 2	5	2	0	2	0	-11
2	Brock Harding	G 33:51	4-9	0-1	0-0	0 3 3	3 0	8	6	3	1	0	-6
3	Litauras Lelevicius	G 24:45	3-5	2-4	0-1	0 1 1	1 1	8	0	1	0	0	-11
23	Vianney Salatchoum	04:08	0-0	0-0	0-0	0 0 0	1 0	0	0	0	0	0	-1
5	Micah Robinson	17:45	0-3	0-2	3-4	0 3 3	3 3	3	0	4	1	0	-11
00	Jace Posey	11:40	1-2	0-0	2-2	0 2 2	2 2	4	0	1	0	0	0
55	Tanner Toolson	17:01	2-4	0-1	4-5	1 2 3	2 4	8	1	0	0	0	3
Team						1 2 3	1	0	0	0			
Totals			25-53	4-15	16-25	7 23 30	22 22	70	15	12	6	1	-9

Major Fouls: Coach (TF) 2nd 20:00

	UH	TCU
Biggest lead	15 (1 st 1:39)	1 (1 st 17:37)
Best Scoring Run	12 (1 st 7:12)	9 (2 nd 15:00)
Lead Changes	2	
Times Tied	1	
Time with Lead	38:41	00:18

Points from	UH	TCU
Turnovers	13	14
Paint	20	36
Second Chance	3	5
Fast Breaks	6	9
Bench	11	15

Period by Period Scoring			
	1st	2nd	TOT
UH	43	36	79
TCU	30	40	70

Shooting By Period		
1 st FG%	16-26	61.5%
3PT%	6-12	50.0%
FT%	5-5	100%
2 nd FG%	8-28	28.6%
3PT%	3-11	27.3%
FT%	17-19	89.5%
GM FG%	24-54	44.4%
3PT%	9-23	39.1%
FT%	22-24	91.7%

Dead Ball Rebounds: 2, 1

GM 22 | COLORADO 87 - TCU 61



Official Basketball Box Score - Final
TCU at Colorado
02/01/26 CU Events Center, Boulder
2025-26 Men's Basketball

Game Time: 12:00 PM
Game Duration: 2:00
Attendance: 6,719

Officials: Kipp Kissinger, Gregory Nixon, Brooks Wells

TCU - 61

Record: 13-9 (3-6)

NO.	Name	Min	FG M-A	3P M-A	FT M-A	Rebounds OR DR TOT	Fouls PF FD	TP	AS	TO	ST	Blocks BS BA	+/-
15	David Punch	F 24:26	3-9	1-2	1-2	2 1 3	3 2	8	1	2	0	1	0
24	Xavier Edmonds	F 20:22	3-7	0-1	7-8	6 6 12	3 5	13	0	1	0	0	-15
1	Jayden Pierre	G 29:56	2-10	0-5	1-2	1 1 2	2 3	5	3	0	1	0	-18
2	Brock Harding	G 26:04	2-3	1-1	0-0	0 6 6	1 1	5	2	3	0	0	-17
3	Litauras Lelevicius	G 15:58	0-3	0-2	0-0	0 0 0	0 0	0	1	0	0	0	-15
5	Micah Robinson	19:23	3-9	1-4	2-2	3 1 4	2 2	9	1	1	0	0	-14
55	Tanner Toolson	23:41	2-6	0-3	3-3	0 1 1	2 3	7	0	1	1	0	-6
00	Jace Posey	13:15	3-7	1-1	0-0	2 3 5	2 0	7	0	1	0	1	-1
23	Vianney Salatchoum	07:21	1-2	0-0	0-0	0 0 0	0 0	1	0	2	0	0	-8
7	Kayden Edwards	07:25	1-2	1-1	0-0	0 1 1	1 0	3	0	1	0	0	-15
8	RJ Jones	06:38	0-2	0-2	0-0	0 1 1	1 0	0	0	0	0	0	-10
6	Ashton Simmons	05:31	1-3	0-1	0-0	0 0 0	0 0	2	0	0	0	0	-2
Team						1 0 1	0	0	0				
Totals			21-63	5-23	14-17	15 21 36	18 16	61	8	10	2	3	-26

Major Fouls: Edmonds (F2) 2nd 13:14

Colorado - 87

Record: 13-9 (3-6)

NO.	Name	Min	FG M-A	3P M-A	FT M-A	Rebounds OR DR TOT	Fouls PF FD	TP	AS	TO	ST	Blocks BS BA	+/-
25	Fawaz "Tacko" Ifaola	C 19:01	3-3	0-0	0-0	0 6 6	2 1	6	0	0	0	1	0
2	Isalah Johnson	G 33:18	5-11	3-6	3-3	1 2 3	2 5	16	5	3	2	0	16
5	Josiah Sanders	G 26:55	5-9	1-2	1-1	2 1 3	3 2	12	6	1	0	0	1
11	Jalen Holland	G 22:34	2-6	1-2	0-1	1 4 5	4 2	5	4	2	1	0	18
24	Barrington Hargress	G 31:31	4-12	2-5	0-1	0 2 2	2 1	10	4	0	1	0	2
7	Sebastian Rancik	24:47	6-8	3-4	2-4	1 5 6	0 2	17	3	1	0	1	0
8	Bangor Dak	21:17	7-8	0-0	0-2	2 2 4	1 4	14	1	0	1	0	0
50	Elijah Malone	03:29	0-0	0-0	0-0	0 2 2	1 0	0	0	0	0	0	0
15	Felix Kossaras	04:30	1-1	1-1	0-0	0 1 1	0 0	3	0	1	0	0	0
0	Ian Inman	05:25	1-4	0-3	0-0	0 1 1	2 0	0	2	1	0	0	0
3	Alon Michaeli	04:19	1-1	0-0	0-1	0 1 1	1 1	2	0	0	0	0	0
42	Andrew Crawford	01:54	0-0	0-0	0-0	1 0 1	0 0	0	0	0	0	0	0
41	Nick Randall	01:00	0-0	0-0	0-0	0 0 0	0 0	0	0	0	0	0	0
Team						2 3 5	0	0	0				
Totals			35-63	11-23	6-13	11 30 41	16 18	87	24	8	5	3	26

Major Fouls: NONE

	TCU	COLO
Biggest lead	3 (1 st 18:19)	28 (2 nd 10:14)
Best Scoring Run	5 (1 st 12:42)	12 (1 st 2:46)
Lead Changes	3	
Times Tied	3	
Time with Lead	02:34	35:58

Points from	TCU	COLO
Turnovers	8	7
Paint	28	42
Second Chance	9	17
Fast Breaks	7	11
Bench	30	38

Period by Period Scoring			
	1st	2nd	TOT
TCU	25	36	61
COLO	38	49	87

TEAM GAME-BY-GAME

Opponent	Date	Score		Total		3-Pointers		Free throws		Rebounds				PF	A	TO	BLK	STL	PTS	AVG
				FG-FGA	PCT	3FG-3FGA	PCT	FT-FTA	PCT	OFF	DEF	TOT	AVG							
New Orleans	11/03/2025	74-78	L	26-67	.388	3-27	.111	19-26	.731	12	16	28	28.0	18	13	10	4	10	74	74.0
Saint Francis	11/06/2025	104-63	W	34-65	.523	12-33	.364	24-28	.857	15	33	48	38.0	15	21	15	8	7	104	89.0
Lamar University	11/10/2025	78-65	W	27-53	.509	8-19	.421	16-24	.667	13	23	36	37.3	14	15	13	3	7	78	85.3
Michigan	11/14/2025	63-67	L	23-62	.371	7-24	.292	10-15	.667	10	13	23	33.8	20	11	11	8	11	63	79.8
Kansas City	11/19/2025	81-45	W	27-68	.397	14-32	.438	13-15	.867	17	33	50	37.0	18	21	13	5	12	81	80.0
vs Florida	11/27/2025	84-80	W	28-59	.475	4-17	.235	24-33	.727	8	20	28	35.5	19	16	9	4	12	84	80.7
vs Wisconsin	11/28/2025	74-63	W	28-60	.467	8-14	.571	10-16	.625	8	29	37	35.7	16	15	13	7	6	74	79.7
Notre Dame	12/05/2025	85-87	Lot	29-60	.483	12-29	.414	15-23	.652	5	23	28	34.8	18	20	8	1	6	85	80.4
at North Texas	12/07/2025	65-55	W	24-54	.444	3-17	.176	14-22	.636	13	25	38	35.1	13	8	17	4	10	65	78.7
UIW	12/15/2025	69-65	W	24-51	.471	3-16	.188	18-25	.720	9	24	33	34.9	11	11	8	9	3	69	77.7
Oral Roberts	12/18/2025	72-53	W	27-56	.482	4-16	.250	14-21	.667	15	23	38	35.2	11	12	8	4	8	72	77.2
Florida A&M	12/21/2025	80-56	W	25-60	.417	11-31	.355	19-22	.864	15	28	43	35.8	17	18	11	6	5	80	77.4
Jackson St.	12/29/2025	115-64	W	45-69	.652	13-27	.481	12-12	1.000	8	28	36	35.8	15	37	8	6	12	115	80.3
Baylor	01/03/2026	69-63	W	23-60	.383	8-20	.400	15-23	.652	19	24	43	36.4	16	16	11	10	6	69	79.5
at Kansas	01/06/2026	100-104	Lot	35-75	.467	15-35	.429	15-24	.625	16	27	43	36.8	25	18	16	7	7	100	80.9
Arizona	01/10/2026	73-86	L	25-59	.424	6-21	.286	17-24	.708	8	24	32	36.5	16	13	12	6	5	73	80.4
at BYU	01/14/2026	70-76	L	25-61	.410	8-27	.296	12-18	.667	9	27	36	36.5	22	16	9	4	3	70	79.8
at Utah	01/17/2026	79-82	L	30-60	.500	4-15	.267	15-22	.682	10	21	31	36.2	18	16	8	2	7	79	79.7
Oklahoma St.	01/20/2026	68-65	W	28-61	.459	6-20	.300	6-12	.500	13	26	39	36.3	10	19	14	7	8	68	79.1
at Baylor	01/24/2026	97-90	W	28-54	.519	6-13	.462	35-43	.814	6	18	24	35.7	26	11	11	2	8	97	80.0
Houston	01/28/2026	70-79	L	25-53	.472	4-15	.267	16-25	.640	7	23	30	35.4	21	15	12	1	6	70	79.5
at Colorado	02/01/2026	61-87	L	21-63	.333	5-23	.217	14-17	.824	15	21	36	35.5	18	8	10	3	2	61	78.7
Total		1731		607-1330	.456	164-491	.334	353-490	.720	251	529	780	35.5	377	350	247	111	161	1731	78.7
Opponents		1573		559-1279	.437	163-476	.342	292-412	.709	222	525	747	34.0	417	334	308	72	137	1573	71.5

TCU Averages

Games Played	Points/game	FG Pct	3FG Pct	FT Pct	Rebounds/game	Assists/game	Turnovers/game	Assist/Turnover ratio	Steals/game	Blocks/game
22	78.7	45.6	33.4	72.0	35.5	15.9	11.2	1.4	7.3	5.0

OPPONENT GAME-BY-GAME

Opponent	Date	Score		Total		3-Pointers		Free throws		Rebounds				PF	A	TO	BLK	STL	PTS	AVG
				FG-FGA	PCT	3FG-3FGA	PCT	FT-FTA	PCT	OFF	DEF	TOT	AVG							
New Orleans	11/03/2025	74-78	L	28-57	.491	7-18	.389	15-19	.789	12	27	39	39.0	24	14	19	2	7	78	78.0
Saint Francis	11/06/2025	104-63	W	25-63	.397	8-21	.381	5-6	.833	5	17	22	30.5	21	19	16	1	6	63	70.5
Lamar University	11/10/2025	78-65	W	25-60	.417	7-19	.368	8-12	.667	10	18	28	29.7	22	13	9	7	8	65	68.7
Michigan	11/14/2025	63-67	L	23-53	.434	5-16	.313	16-20	.800	15	29	44	33.3	16	15	22	7	5	67	68.3
Kansas City	11/19/2025	81-45	W	13-56	.232	7-32	.219	12-19	.632	12	24	36	33.8	15	10	18	2	7	45	63.6
vs Florida	11/27/2025	84-80	W	25-55	.455	8-29	.276	22-27	.815	10	21	31	33.3	26	16	19	3	5	80	66.3
vs Wisconsin	11/28/2025	74-63	W	20-58	.345	7-28	.250	16-18	.889	8	27	35	33.6	15	10	17	3	9	63	65.9
Notre Dame	12/05/2025	85-87	Lot	33-60	.550	12-26	.462	9-20	.450	8	28	36	33.9	20	27	14	2	2	87	68.5
at North Texas	12/07/2025	65-55	W	20-47	.426	3-13	.231	12-17	.706	4	21	25	32.9	16	8	14	3	9	55	67.0
UIW	12/15/2025	69-65	W	25-57	.439	10-23	.435	5-9	.556	7	22	29	32.5	18	17	12	4	4	65	66.8
Oral Roberts	12/18/2025	72-53	W	20-52	.385	8-21	.381	5-8	.625	9	17	26	31.9	17	13	14	2	5	53	65.5
Florida A&M	12/21/2025	80-56	W	22-51	.431	5-17	.294	7-15	.467	4	21	25	31.3	18	16	10	1	4	56	64.8
Jackson St.	12/29/2025	115-64	W	23-59	.390	8-21	.381	10-15	.667	10	16	26	30.9	11	13	17	3	3	64	64.7
Baylor	01/03/2026	69-63	W	22-59	.373	5-21	.238	14-18	.778	13	21	34	31.1	20	14	11	8	8	63	64.6
at Kansas	01/06/2026	100-104	Lot	33-63	.524	8-20	.400	30-40	.750	9	29	38	31.6	19	13	13	5	8	104	67.2
Arizona	01/10/2026	73-86	L	34-67	.507	7-16	.438	11-15	.733	10	28	38	32.0	21	21	10	2	8	86	68.4
at BYU	01/14/2026	70-76	L	24-68	.353	5-24	.208	23-29	.793	21	30	51	33.1	19	11	9	4	5	76	68.8
at Utah	01/17/2026	79-82	L	30-59	.508	9-24	.375	13-22	.591	14	26	40	33.5	19	17	13	1	3	82	69.6
Oklahoma St.	01/20/2026	68-65	W	27-62	.435	6-15	.400	5-10	.500	12	23	35	33.6	14	16	14	3	13	65	69.3
at Baylor	01/24/2026	97-90	W	28-56	.500	8-26	.308	26-36	.722	12	25	37	33.8	28	15	18	5	7	90	70.4
Houston	01/28/2026	70-79	L	24-54	.444	9-23	.391	22-24	.917	6	25	31	33.6	22	12	11	1	6	79	70.8
at Colorado	02/01/2026	61-87	L	35-63	.556	11-23	.478	6-13	.462	11	30	41	34.0	16	24	8	3	5	87	71.5
Total		1573		559-1279	.437	163-476	.342	292-412	.709	222	525	747	34.0	417	334	308	72	137	1573	71.5
TCU		1731		607-1330	.456	164-491	.334	353-490	.720	251	529	780	35.5	377	350	247	111	161	1731	78.7

Opponents Averages

Games Played	Points/game	FG Pct	3FG Pct	FT Pct	Rebounds/game	Assists/game	Turnovers/game	Assist/Turnover ratio	Steals/game	Blocks/game
22	71.5	43.7	34.2	70.9	34.0	15.2	14.0	1.1	6.2	3.3

POINTS-REBOUNDS-ASSISTS

Opponent	Date	Score		00	1	2	3	5	6	7	8	15	22	23
				POSEY,JACE	PIERRE,JAY	HARDING,BR	LELEVICIUS	ROBINSON,M	SIMMONS,AS	EDWARDS,KA	JONES,RJ	PUNCH,DAVI	STEWART,AD	SALATCHOUM
New Orleans	11/03/2025	74-78	L	DNP	11-2-1	6-1-6	6-5-1	14-6-1	DNP	0-0-0	0-0-1	19-8-0	DNP	DNP
Saint Francis	11/06/2025	104-63	W	10-3-0	7-4-3	0-1-5	10-2-4	13-10-3	3-0-1	5-1-1	6-0-0	11-8-3	0-0-0	2-3-1
Lamar University	11/10/2025	78-65	W	12-8-0	18-0-2	8-4-7	2-3-1	11-3-1	DNP	3-0-1	DNP	12-4-0	DNP	0-2-0
Michigan	11/14/2025	63-67	L	2-1-0	8-2-2	15-6-4	9-2-0	12-3-1	DNP	DNP	DNP	3-2-2	DNP	0-0-0
Kansas City	11/19/2025	81-45	W	9-5-3	17-6-3	6-3-4	16-3-1	4-8-2	0-2-0	3-1-0	0-0-0	8-9-7	0-0-0	6-4-0
vs Florida	11/27/2025	84-80	W	21-1-0	10-2-0	19-4-12	3-2-0	8-3-1	DNP	DNP	DNP	19-9-2	DNP	0-0-0
vs Wisconsin	11/28/2025	74-63	W	0-7-0	11-3-4	16-4-5	11-5-1	7-4-1	DNP	DNP	DNP	17-9-2	DNP	DNP
Notre Dame	12/05/2025	85-87	Lot	6-0-1	17-2-2	12-2-8	7-5-2	13-4-2	DNP	DNP	DNP	20-7-1	DNP	0-0-0
at North Texas	12/07/2025	65-55	W	1-2-0	5-1-1	9-1-4	4-4-0	4-2-0	DNP	2-0-0	DNP	12-12-2	DNP	2-2-0
UIW	12/15/2025	69-65	W	2-0-0	9-2-4	13-2-3	13-3-1	4-5-0	DNP	DNP	DNP	17-13-1	DNP	DNP
Oral Roberts	12/18/2025	72-53	W	0-4-0	12-3-4	6-0-3	4-4-0	9-6-1	DNP	7-1-1	1-1-1	17-6-0	DNP	DNP
Florida A&M	12/21/2025	80-56	W	0-4-1	7-1-2	6-6-7	DNP	10-7-4	0-1-0	6-0-0	14-1-1	10-8-2	0-0-0	DNP
Jackson St.	12/29/2025	115-64	W	12-3-0	8-1-1	0-1-10	15-5-1	19-3-9	DNP	14-5-5	2-1-4	20-5-3	2-1-0	DNP
Baylor	01/03/2026	69-63	W	7-6-0	8-3-4	7-5-5	11-2-1	13-10-3	DNP	DNP	DNP	11-8-2	DNP	DNP
at Kansas	01/06/2026	100-104	Lot	0-1-1	16-2-4	7-5-10	23-6-0	16-8-1	DNP	0-0-0	DNP	20-9-1	DNP	DNP
Arizona	01/10/2026	73-86	L	9-1-0	11-0-2	11-5-6	0-2-0	5-3-3	DNP	0-0-0	DNP	10-8-0	DNP	DNP
at BYU	01/14/2026	70-76	L	8-1-0	5-1-3	8-2-7	6-3-0	10-6-2	DNP	DNP	DNP	7-7-1	DNP	DNP
at Utah	01/17/2026	79-82	L	8-3-0	8-2-6	8-1-5	2-1-0	14-4-5	DNP	DNP	0-0-0	22-6-0	DNP	DNP
Oklahoma St.	01/20/2026	68-65	W	0-0-0	8-3-4	3-0-9	10-6-1	2-1-0	DNP	0-0-0	DNP	22-10-2	DNP	DNP
at Baylor	01/24/2026	97-90	W	0-2-0	25-2-2	16-2-6	9-1-0	6-1-3	DNP	2-0-0	DNP	DNP	DNP	4-2-0
Houston	01/28/2026	70-79	L	4-2-0	5-4-2	8-3-6	8-1-0	3-3-0	DNP	DNP	DNP	16-1-5	DNP	0-0-0
at Colorado	02/01/2026	61-87	L	7-5-0	5-2-3	5-6-2	0-0-1	9-4-1	2-0-0	3-1-0	0-1-0	8-3-1	DNP	2-0-0

TCU TEAM HIGHS

TCU - Game Highs

POINTS	115 104 100 97 85	Jackson St. (12/29/2025) Saint Francis (11/06/2025) at Kansas (01/06/2026) at Baylor (01/24/2026) Notre Dame (12/05/2025)
FIELD GOALS MADE	45 35	Jackson St. (12/29/2025) at Kansas (01/06/2026)
FIELD GOAL ATTEMPTS	75 69	at Kansas (01/06/2026) Jackson St. (12/29/2025)
FIELD GOAL PERCENTAGE	.652 (45-69) .523 (34-65)	Jackson St. (12/29/2025) Saint Francis (11/06/2025)
3 PT FG MADE	15 14	at Kansas (01/06/2026) Kansas City (11/19/2025)
3 PT FG ATTEMPTS	35 33	at Kansas (01/06/2026) Saint Francis (11/06/2025)
3 PT FG PERCENTAGE	.571 (8-14) .481 (13-27)	vs Wisconsin (N) (11/28/2025) Jackson St. (12/29/2025)
FREE THROWS MADE	35 24 24	at Baylor (01/24/2026) vs Florida (N) (11/27/2025) Saint Francis (11/06/2025)
FREE THROW ATTEMPTS	43 33	at Baylor (01/24/2026) vs Florida (N) (11/27/2025)
FREE THROW PERCENTAGE	1.000 (12-12) .867 (13-15)	Jackson St. (12/29/2025) Kansas City (11/19/2025)
REBOUNDS	50 48	Kansas City (11/19/2025) Saint Francis (11/06/2025)
ASSISTS	37 21 21	Jackson St. (12/29/2025) Kansas City (11/19/2025) Saint Francis (11/06/2025)
STEALS	12 12 12	Jackson St. (12/29/2025) vs Florida (N) (11/27/2025) Kansas City (11/19/2025)
BLOCKED SHOTS	10 9	Baylor (01/03/2026) UIW (12/15/2025)
TURNOVERS	17 16	at North Texas (12/07/2025) at Kansas (01/06/2026)
FOULS	26 25	at Baylor (01/24/2026) at Kansas (01/06/2026)

OPPONENT TEAM HIGHS

Opponent - Game Highs

POINTS	104 90 87 87 86	at Kansas (01/06/2026) at Baylor (01/24/2026) at Colorado (02/01/2026) Notre Dame (12/05/2025) Arizona (01/10/2026)
FIELD GOALS MADE	35 34	at Colorado (02/01/2026) Arizona (01/10/2026)
FIELD GOAL ATTEMPTS	68 67	at BYU (01/14/2026) Arizona (01/10/2026)
FIELD GOAL PERCENTAGE	.556 (35-63) .550 (33-60)	at Colorado (02/01/2026) Notre Dame (12/05/2025)
3 PT FG MADE	12 11	Notre Dame (12/05/2025) at Colorado (02/01/2026)
3 PT FG ATTEMPTS	32 29	Kansas City (11/19/2025) vs Florida (N) (11/27/2025)
3 PT FG PERCENTAGE	.478 (11-23) .462 (12-26)	at Colorado (02/01/2026) Notre Dame (12/05/2025)
FREE THROWS MADE	30 26	at Kansas (01/06/2026) at Baylor (01/24/2026)
FREE THROW ATTEMPTS	40 36	at Kansas (01/06/2026) at Baylor (01/24/2026)
FREE THROW PERCENTAGE	.917 (22-24) .889 (16-18)	Houston (01/28/2026) vs Wisconsin (N) (11/28/2025)
REBOUNDS	51 44	at BYU (01/14/2026) Michigan (11/14/2025)
ASSISTS	27 24	Notre Dame (12/05/2025) at Colorado (02/01/2026)
STEALS	13 9 9	Oklahoma St. (01/20/2026) at North Texas (12/07/2025) vs Wisconsin (N) (11/28/2025)
BLOCKED SHOTS	8 7 7	Baylor (01/03/2026) Michigan (11/14/2025) Lamar University (11/10/2025)
TURNOVERS	22 19 19	Michigan (11/14/2025) vs Florida (N) (11/27/2025) New Orleans (11/03/2025)
FOULS	28 26	at Baylor (01/24/2026) vs Florida (N) (11/27/2025)

TCU TEAM LOWS

TCU - Game Lows

POINTS	61 63 65 68 69 69	at Colorado (02/01/2026) Michigan (11/14/2025) at North Texas (12/07/2025) Oklahoma St. (01/20/2026) Baylor (01/03/2026) UIW (12/15/2025)
FIELD GOALS MADE	21 23 23	at Colorado (02/01/2026) Baylor (01/03/2026) Michigan (11/14/2025)
FIELD GOAL ATTEMPTS	51 53 53	UIW (12/15/2025) Houston (01/28/2026) Lamar University (11/10/2025)
FIELD GOAL PERCENTAGE	.333 (21-63) .371 (23-62)	at Colorado (02/01/2026) Michigan (11/14/2025)
3 PT FG MADE	3 3 3	UIW (12/15/2025) at North Texas (12/07/2025) New Orleans (11/03/2025)
3 PT FG ATTEMPTS	13 14	at Baylor (01/24/2026) vs Wisconsin (N) (11/28/2025)
3 PT FG PERCENTAGE	.111 (3-27) .176 (3-17)	New Orleans (11/03/2025) at North Texas (12/07/2025)
FREE THROWS MADE	6 10 10	Oklahoma St. (01/20/2026) vs Wisconsin (N) (11/28/2025) Michigan (11/14/2025)
FREE THROW ATTEMPTS	12 12	Oklahoma St. (01/20/2026) Jackson St. (12/29/2025)
FREE THROW PERCENTAGE	.500 (6-12) .625 (15-24) .625 (10-16)	Oklahoma St. (01/20/2026) at Kansas (01/06/2026) vs Wisconsin (N) (11/28/2025)
REBOUNDS	23 24	Michigan (11/14/2025) at Baylor (01/24/2026)
ASSISTS	8 8 8	at Colorado (02/01/2026) at North Texas (12/07/2025)
STEALS	2 3 3	at Colorado (02/01/2026) at BYU (01/14/2026) UIW (12/15/2025)
BLOCKED SHOTS	1 1	Houston (01/28/2026) Notre Dame (12/05/2025)
TURNOVERS	8 8 8 8 8	at Utah (01/17/2026) Jackson St. (12/29/2025) Oral Roberts (12/18/2025) UIW (12/15/2025) Notre Dame (12/05/2025)
FOULS	10 11 11	Oklahoma St. (01/20/2026) Oral Roberts (12/18/2025) UIW (12/15/2025)

OPPONENT TEAM LOWS

Opponent - Game Lows

POINTS	45 53 55 56 63 63 63	Kansas City (11/19/2025) Oral Roberts (12/18/2025) at North Texas (12/07/2025) Florida A&M (12/21/2025) Baylor (01/03/2026) vs Wisconsin (N) (11/28/2025) Saint Francis (11/06/2025)
FIELD GOALS MADE	13 20 20 20	Kansas City (11/19/2025) Oral Roberts (12/18/2025) at North Texas (12/07/2025) vs Wisconsin (N) (11/28/2025)
FIELD GOAL ATTEMPTS	47 51	at North Texas (12/07/2025) Florida A&M (12/21/2025)
FIELD GOAL PERCENTAGE	.232 (13-56) .345 (20-58)	Kansas City (11/19/2025) vs Wisconsin (N) (11/28/2025)
3 PT FG MADE	3 5 5 5 5	at North Texas (12/07/2025) at BYU (01/14/2026) Baylor (01/03/2026) Florida A&M (12/21/2025) Michigan (11/14/2025)
3 PT FG ATTEMPTS	13 15	at North Texas (12/07/2025) Oklahoma St. (01/20/2026)
3 PT FG PERCENTAGE	.208 (5-24) .219 (7-32)	at BYU (01/14/2026) Kansas City (11/19/2025)
FREE THROWS MADE	5 5 5	Oklahoma St. (01/20/2026) Oral Roberts (12/18/2025) UIW (12/15/2025)
FREE THROW ATTEMPTS	6 8	Saint Francis (11/06/2025) Oral Roberts (12/18/2025)
FREE THROW PERCENTAGE	.450 (9-20) .462 (6-13)	Notre Dame (12/05/2025) at Colorado (02/01/2026)
REBOUNDS	22 25 25	Saint Francis (11/06/2025) Florida A&M (12/21/2025) at North Texas (12/07/2025)
ASSISTS	8 10 10	at North Texas (12/07/2025) vs Wisconsin (N) (11/28/2025) Kansas City (11/19/2025)
STEALS	2 3 3	Notre Dame (12/05/2025) at Utah (01/17/2026) Jackson St. (12/29/2025)
BLOCKED SHOTS	1 1 1 1	Houston (01/28/2026) at Utah (01/17/2026) Florida A&M (12/21/2025) Saint Francis (11/06/2025)
TURNOVERS	8 9 9	at Colorado (02/01/2026) at BYU (01/14/2026) Lamar University (11/10/2025)
FOULS	11 14	Jackson St. (12/29/2025) Oklahoma St. (01/20/2026)

TCU INDIVIDUAL HIGHS

TCU - Individual Game Highs

POINTS	25	Jayden Pierre at Baylor (01/24/2026)
	25	Tanner Toolson vs Saint Francis (11/06/2025)
	23	Xavier Edmonds at Baylor (01/24/2026)
	23	Liutauras Lelevicius at Kansas (01/06/2026)
	22	David Punch vs Oklahoma St. (01/20/2026)
	22	David Punch at Utah (01/17/2026)
FIELD GOALS MADE	10	David Punch at Utah (01/17/2026)
	9	David Punch vs Oklahoma St. (01/20/2026)
	9	Xavier Edmonds vs Oklahoma St. (01/20/2026)
	9	David Punch vs New Orleans (11/03/2025)
FIELD GOAL ATTEMPTS	16	David Punch at Utah (01/17/2026)
	16	Brock Harding vs Florida (N) (11/27/2025)
FIELD GOAL PERCENTAGE (min 5 made)	1.000 (5-5)	David Punch vs Lamar University (11/10/2025)
	.833 (5-6)	Jace Posey vs Jackson St. (12/29/2025)
	.833 (5-6)	David Punch vs Saint Francis (11/06/2025)
3 PT FG MADE	5	Liutauras Lelevicius at Kansas (01/06/2026)
	5	Jayden Pierre vs Kansas City (11/19/2025)
3 PT FG ATTEMPTS	8	Jayden Pierre at Kansas (01/06/2026)
	8	RJ Jones vs Florida A&M (12/21/2025)
	8	Jayden Pierre vs Kansas City (11/19/2025)
3 PT FG PERCENTAGE (min 2 made)	1.000 (2-2)	Jayden Pierre vs Wisconsin (N) (11/28/2025)
	1.000 (2-2)	David Punch vs Lamar University (11/10/2025)
FREE THROWS MADE	11	Xavier Edmonds at Baylor (01/24/2026)
	10	Jayden Pierre at Baylor (01/24/2026)
FREE THROW ATTEMPTS	13	Xavier Edmonds at Baylor (01/24/2026)
	12	Jayden Pierre at Baylor (01/24/2026)
	12	Brock Harding at Baylor (01/24/2026)
FREE THROW PERCENTAGE (min 3 made)	1.000 (6-6)	Liutauras Lelevicius vs UIW (12/15/2025)
	1.000 (6-6)	Xavier Edmonds vs Lamar University (11/10/2025)
	1.000 (6-6)	Micah Robinson vs New Orleans (11/03/2025)
	1.000 (5-5)	Tanner Toolson vs Arizona (01/10/2026)
	1.000 (5-5)	Tanner Toolson vs Saint Francis (11/06/2025)
	1.000 (4-4)	Jayden Pierre vs Arizona (01/10/2026)
	1.000 (4-4)	Liutauras Lelevicius at Kansas (01/06/2026)
	1.000 (4-4)	David Punch vs Jackson St. (12/29/2025)
	1.000 (4-4)	Jayden Pierre vs Florida A&M (12/21/2025)
	1.000 (4-4)	Tanner Toolson vs Oral Roberts (12/18/2025)
	1.000 (4-4)	Micah Robinson vs Oral Roberts (12/18/2025)
	1.000 (4-4)	David Punch vs Kansas City (11/19/2025)
	1.000 (3-3)	Tanner Toolson at Colorado (02/01/2026)
	1.000 (3-3)	Micah Robinson vs Jackson St. (12/29/2025)
	1.000 (3-3)	Micah Robinson vs Florida A&M (12/21/2025)
	1.000 (3-3)	Jace Posey vs Kansas City (11/19/2025)
REBOUNDS	13	David Punch vs UIW (12/15/2025)
	12	Xavier Edmonds at Colorado (02/01/2026)
	12	David Punch at North Texas (12/07/2025)
ASSISTS	12	Brock Harding vs Florida (N) (11/27/2025)
	10	Brock Harding at Kansas (01/06/2026)
	10	Brock Harding vs Jackson St. (12/29/2025)
STEALS	5	Brock Harding vs Florida (N) (11/27/2025)
	5	Brock Harding vs New Orleans (11/03/2025)
BLOCKED SHOTS	5	David Punch at Kansas (01/06/2026)
	5	David Punch vs UIW (12/15/2025)



OPPONENT INDIVIDUAL HIGHS

TCU - Individual Game Highs

POINTS	25	Jayden Pierre at Baylor (01/24/2026)
	25	Tanner Toolson vs Saint Francis (11/06/2025)
	23	Xavier Edmonds at Baylor (01/24/2026)
	23	Liutauras Lelevicius at Kansas (01/06/2026)
	22	David Punch vs Oklahoma St. (01/20/2026)
	22	David Punch at Utah (01/17/2026)
FIELD GOALS MADE	10	David Punch at Utah (01/17/2026)
	9	David Punch vs Oklahoma St. (01/20/2026)
	9	Xavier Edmonds vs Oklahoma St. (01/20/2026)
	9	David Punch vs New Orleans (11/03/2025)
FIELD GOAL ATTEMPTS	16	David Punch at Utah (01/17/2026)
	16	Brock Harding vs Florida (N) (11/27/2025)
FIELD GOAL PERCENTAGE (min 5 made)	1.000 (5-5)	David Punch vs Lamar University (11/10/2025)
	.833 (5-6)	Jace Posey vs Jackson St. (12/29/2025)
	.833 (5-6)	David Punch vs Saint Francis (11/06/2025)
3 PT FG MADE	5	Liutauras Lelevicius at Kansas (01/06/2026)
	5	Jayden Pierre vs Kansas City (11/19/2025)
3 PT FG ATTEMPTS	8	Jayden Pierre at Kansas (01/06/2026)
	8	RJ Jones vs Florida A&M (12/21/2025)
	8	Jayden Pierre vs Kansas City (11/19/2025)
3 PT FG PERCENTAGE (min 2 made)	1.000 (2-2)	Jayden Pierre vs Wisconsin (N) (11/28/2025)
	1.000 (2-2)	David Punch vs Lamar University (11/10/2025)
FREE THROWS MADE	11	Xavier Edmonds at Baylor (01/24/2026)
	10	Jayden Pierre at Baylor (01/24/2026)
FREE THROW ATTEMPTS	13	Xavier Edmonds at Baylor (01/24/2026)
	12	Jayden Pierre at Baylor (01/24/2026)
	12	Brock Harding at Baylor (01/24/2026)
FREE THROW PERCENTAGE (min 3 made)	1.000 (6-6)	Liutauras Lelevicius vs UIW (12/15/2025)
	1.000 (6-6)	Xavier Edmonds vs Lamar University (11/10/2025)
	1.000 (6-6)	Micah Robinson vs New Orleans (11/03/2025)
	1.000 (5-5)	Tanner Toolson vs Arizona (01/10/2026)
	1.000 (5-5)	Tanner Toolson vs Saint Francis (11/06/2025)
	1.000 (4-4)	Jayden Pierre vs Arizona (01/10/2026)
	1.000 (4-4)	Liutauras Lelevicius at Kansas (01/06/2026)
	1.000 (4-4)	David Punch vs Jackson St. (12/29/2025)
	1.000 (4-4)	Jayden Pierre vs Florida A&M (12/21/2025)
	1.000 (4-4)	Tanner Toolson vs Oral Roberts (12/18/2025)
	1.000 (4-4)	Micah Robinson vs Oral Roberts (12/18/2025)
	1.000 (4-4)	David Punch vs Kansas City (11/19/2025)
	1.000 (3-3)	Tanner Toolson at Colorado (02/01/2026)
	1.000 (3-3)	Micah Robinson vs Jackson St. (12/29/2025)
	1.000 (3-3)	Micah Robinson vs Florida A&M (12/21/2025)
	1.000 (3-3)	Jace Posey vs Kansas City (11/19/2025)
REBOUNDS	13	David Punch vs UIW (12/15/2025)
	12	Xavier Edmonds at Colorado (02/01/2026)
	12	David Punch at North Texas (12/07/2025)
ASSISTS	12	Brock Harding vs Florida (N) (11/27/2025)
	10	Brock Harding at Kansas (01/06/2026)
	10	Brock Harding vs Jackson St. (12/29/2025)
STEALS	5	Brock Harding vs Florida (N) (11/27/2025)
	5	Brock Harding vs New Orleans (11/03/2025)
BLOCKED SHOTS	5	David Punch at Kansas (01/06/2026)
	5	David Punch vs UIW (12/15/2025)



LAST FIVE GAMES ONLY

Team Box Score

No.	Player				Total		3-Point		F-Throw		Rebounds													
		GP-GS	MIN	AVG	FG-FGA	FG%	3FG-3FGA	3FG%	FT-FTA	FT%	OFF	DEF	TOT	AVG	PF	DQ	A	TO	BLK	STL	PTS	AVG		
15	PUNCH, David	4-4	116:56	29.2	29-49	.592	3-6	.500	7-18	.389	7	13	20	5.0	11	0	8	4	6	3	68	17.0		
24	EDMONDS, Xavier	5-5	123:01	24.6	28-47	.596	0-3	.000	24-33	.727	17	31	48	9.6	17	0	1	10	5	4	80	16.0		
1	PIERRE, Jayden	5-5	164:12	32.8	16-48	.333	6-22	.273	13-16	.813	3	10	13	2.6	16	2	17	5	1	6	51	10.2		
55	TOOLSON, Tanner	5-0	110:32	22.1	13-31	.419	1-9	.111	14-16	.875	2	9	11	2.2	9	0	4	4	0	4	41	8.2		
2	HARDING, Brock	5-5	149:24	29.9	13-33	.394	5-12	.417	9-12	.750	0	12	12	2.4	10	0	28	12	0	6	40	8.0		
5	ROBINSON, Micah	5-1	117:45	23.6	9-31	.290	3-16	.188	13-16	.813	6	7	13	2.6	14	1	9	10	0	5	34	6.8		
3	LELEVICIUS, Liutauras	5-5	112:45	22.5	11-23	.478	5-12	.417	2-3	.667	1	8	9	1.8	5	0	2	4	0	1	29	5.8		
00	POSEY, Jace	5-0	50:35	10.1	7-14	.500	1-1	1.000	4-5	.800	3	9	12	2.4	5	0	0	3	1	1	19	3.8		
6	SIMMONS, Ashton	1-0	05:31	5.5	1-3	.333	0-1	.000	0-0	.000	0	0	0	0.0	0	0	0	0	0	0	2	2.0		
23	SALATCHOUM, Vianney	3-0	21:43	7.2	3-6	.500	0-0	.000	0-0	.000	1	1	2	0.7	4	0	0	0	2	1	6	2.0		
7	EDWARDS, Kayden	3-0	20:56	7.0	2-4	.500	1-2	.500	0-0	.000	0	1	1	0.3	1	0	0	2	0	0	5	1.7		
8	JONES, RJ	2-0	06:38	3.3	0-2	.000	0-2	.000	0-0	.000	0	1	1	0.5	1	0	0	0	0	0	0	0.0		
Team											11	7	18				1							
Total		5	1000		132-291	.454	25-86	.291	86-119	.723	51	109	160	32.0	93	3	69	55	15	31	375	75.0		
Opponents		5	1000		144-294	.490	43-111	.387	72-105	.686	55	129	184	36.8	99	5	84	64	13	34	403	80.6		

CONFERENCE ONLY

Game Records

Record	Overall	Home	Away	Neutral
ALL GAMES	3-6	2-2	1-4	0-0
CONFERENCE	3-6	2-2	1-4	0-0
NON-CONFERENCE	0-0	0-0	0-0	0-0

Score by Periods

Team	1st	2nd	OT	TOT
TCU	288	386	13	687
Opponents	335	380	17	732

Team Box Score

No.	Player				Total		3-Point		F-Throw		Rebounds											
		GP-GS	MIN	AVG	FG-FGA	FG%	3FG-3FGA	3FG%	FT-FTA	FT%	OFF	DEF	TOT	AVG	PF	DQ	A	TO	BLK	STL	PTS	AVG
15	PUNCH, David	8-8	237:05	29.6	47-92	.511	3-9	.333	19-43	.442	15	37	52	6.5	23	0	12	14	17	7	116	14.5
24	EDMONDS, Xavier	9-9	211:38	23.5	45-83	.542	5-13	.385	34-47	.723	26	42	68	7.6	30	1	6	18	10	7	129	14.3
1	PIERRE, Jayden	9-9	279:24	31.0	30-79	.380	14-40	.350	17-20	.850	3	16	19	2.1	34	4	30	10	3	9	91	10.1
5	ROBINSON, Micah	9-1	225:39	25.1	22-66	.333	8-34	.235	26-32	.813	14	26	40	4.4	24	1	18	16	2	8	78	8.7
55	TOOLSON, Tanner	9-0	192:10	21.4	23-54	.426	6-24	.250	23-25	.920	8	15	23	2.6	17	0	6	5	4	5	75	8.3
2	HARDING, Brock	9-9	295:06	32.8	27-75	.360	8-30	.267	11-21	.524	4	25	29	3.2	17	0	56	21	0	12	73	8.1
3	LELEVICIUS, Liutauras	9-9	221:06	24.6	24-47	.511	15-28	.536	6-7	.857	2	20	22	2.4	7	0	3	6	1	2	69	7.7
00	POSEY, Jace	9-0	106:50	11.9	16-35	.457	2-6	.333	9-13	.692	10	11	21	2.3	14	0	1	5	3	1	43	4.8
6	SIMMONS, Ashton	1-0	05:31	5.5	1-3	.333	0-1	.000	0-0	.000	0	0	0	0.0	0	0	0	0	0	0	2	2.0
23	SALATCHOUM, Vianney	3-0	21:43	7.2	3-6	.500	0-0	.000	0-0	.000	1	1	2	0.7	4	0	0	0	2	1	6	2.0
7	EDWARDS, Kayden	5-0	22:10	4.4	2-4	.500	1-2	.500	0-0	.000	0	1	1	0.2	1	0	0	2	0	0	5	1.0
8	JONES, RJ	2-0	06:38	3.3	0-2	.000	0-2	.000	0-0	.000	0	1	1	0.5	1	0	0	0	0	0	0	0.0
Team											20	16	36					6				
Total		9	1825		240-546	.440	62-189	.328	145-208	.697	103	211	314	34.9	172	6	132	103	42	52	687	76.3
Opponents		9	1825		257-551	.466	68-192	.354	150-207	.725	108	237	345	38.3	178	5	143	107	32	63	732	81.3

Team Statistics

	TCU	OPP
Scoring	687	732
Points per game	76.3	81.3
Scoring margin	-5.0	-
Field goals-att	240-546	257-551
Field goal pct	.440	.466
3 point fg-att	62-189	68-192
3-point FG pct	.328	.354
3-pt FG made per game	6.9	7.6
Free throws-att	145-208	150-207
Free throw pct	.697	.725
F-Throws made per game	16.1	16.7
Rebounds	314	345
Rebounds per game	34.9	38.3
Rebounding margin	-3.4	-
Assists	132	143
Assists per game	14.7	15.9
Turnovers	103	107
Turnovers per game	11.4	11.9
Turnover margin	+0.4	-
Assist/turnover ratio	1.3	1.3
Steals	52	63
Steals per game	5.8	7.0
Blocks	42	32
Blocks per game	4.7	3.6
Winning streak	0	-
Home win streak	0	-
Attendance	24779	53670
Home games-Avg/Game	4-6195	5-10734
Neutral site-Avg/Game	-	0-0

Team Results

Date	Opponent		Score	Att.
01/03/2026	Baylor	W	69-63	6892
01/06/2026	at Kansas	Lot	100-104	15300
01/10/2026	Arizona	L	73-86	6082
01/14/2026	at BYU	L	70-76	17983
01/17/2026	at Utah	L	79-82	6544
01/20/2026	Oklahoma St.	W	68-65	4942
01/24/2026	at Baylor	W	97-90	7124
01/28/2026	Houston	L	70-79	6863
02/01/2026	at Colorado	L	61-87	6719

SEASON STATS

Game Records

Record	Overall	Home	Away	Neutral
ALL GAMES	13-9	9-5	2-4	2-0
CONFERENCE	3-6	2-2	1-4	0-0
NON-CONFERENCE	10-3	7-3	1-0	2-0

Score by Periods

Team	1st	2nd	OT	TOT
TCU	798	911	22	1731
Opponents	783	762	28	1573

Team Box Score

No.	Player				Total		3-Point		F-Throw		Rebounds											
		GP-GS	MIN	AVG	FG-FGA	FG%	3FG-3FGA	3FG%	FT-FTA	FT%	OFF	DEF	TOT	AVG	PF	DQ	A	TO	BLK	STL	PTS	AVG
15	PUNCH, David	21-21	620:05	29.5	115-214	.537	7-26	.269	64-107	.598	40	112	152	7.2	51	0	37	32	47	25	301	14.3
24	EDMONDS, Xavier	22-21	461:28	21.0	95-165	.576	9-23	.391	66-91	.725	53	70	123	5.6	71	2	22	34	19	18	265	12.0
1	PIERRE, Jayden	22-22	642:10	29.2	82-193	.425	39-100	.390	28-34	.824	10	38	48	2.2	65	4	59	33	7	22	231	10.5
5	ROBINSON, Micah	22-1	542:02	24.6	56-152	.368	23-76	.303	71-92	.772	29	75	104	4.7	53	2	44	33	10	23	206	9.4
2	HARDING, Brock	22-22	709:06	32.2	73-183	.399	18-69	.261	25-42	.595	9	55	64	2.9	33	0	134	45	4	39	189	8.6
3	LELEVICIUS, Liutauras	21-21	503:50	24.0	56-116	.483	31-76	.408	26-27	.963	12	53	65	3.1	21	0	15	12	3	10	169	8.0
55	TOOLSON, Tanner	22-1	430:13	19.6	52-131	.397	18-63	.286	39-44	.886	24	31	55	2.5	28	0	16	13	8	10	161	7.3
00	POSEY, Jace	21-0	294:09	14.0	42-92	.457	2-12	.167	32-46	.696	25	34	59	2.8	27	0	6	15	4	11	118	5.6
7	EDWARDS, Kayden	13-0	87:32	6.7	17-38	.447	10-23	.435	1-4	.250	1	8	9	0.7	4	0	8	5	0	1	45	3.5
8	JONES, RJ	8-0	54:17	6.8	8-20	.400	6-17	.353	1-2	.500	0	4	4	0.5	7	0	7	3	0	1	23	2.9
23	SALATCHOUM, Vianney	10-0	69:51	7.0	8-16	.500	0-0	.000	0-1	.000	6	7	13	1.3	12	0	1	5	6	1	16	1.6
6	SIMMONS, Ashton	4-0	17:15	4.3	2-7	.286	1-4	.250	0-0	.000	0	3	3	0.8	2	0	1	3	0	0	5	1.3
22	STEWART, Adam	4-0	04:10	1.0	1-1	1.000	0-0	.000	0-0	.000	1	0	1	0.3	0	0	0	0	0	0	2	0.5
33	STUART, Trey	4-0	04:10	1.0	0-1	.000	0-1	.000	0-0	.000	1	0	1	0.3	2	0	0	0	0	0	0	0.0
30	MCELROY, Drew	3-0	03:13	1.1	0-1	.000	0-1	.000	0-0	.000	0	0	0	0.0	0	0	0	0	2	0	0	0.0
32	DIALLO, Malick	1-1	06:30	6.5	0-0	.000	0-0	.000	0-0	.000	0	1	1	1.0	1	0	0	2	1	0	0	0.0
Team											40	38	78					12				
Total		22	4450		607-1330	.456	164-491	.334	353-490	.720	251	529	780	35.5	377	8	350	247	111	161	1731	78.7
Opponents		22	4450		559-1279	.437	163-476	.342	292-412	.709	222	525	747	34.0	417	13	334	308	72	137	1573	71.5

Team Statistics

	TCU	OPP
Scoring	1731	1573
Points per game	78.7	71.5
Scoring margin	+7.2	-
Field goals-att	607-1330	559-1279
Field goal pct	.456	.437
3 point fg-att	164-491	163-476
3-point FG pct	.334	.342
3-pt FG made per game	7.5	7.4
Free throws-att	353-490	292-412
Free throw pct	.720	.709
F-Throws made per game	16.0	13.3
Rebounds	780	747
Rebounds per game	35.5	34.0
Rebounding margin	+1.5	-
Assists	350	334
Assists per game	15.9	15.2
Turnovers	247	308
Turnovers per game	11.2	14.0
Turnover margin	+2.8	-
Assist/turnover ratio	1.4	1.1
Steals	161	137
Steals per game	7.3	6.2
Blocks	111	72
Blocks per game	5.0	3.3
Winning streak	0	-
Home win streak	0	-
Attendance	73904	63670
Home games-Avg/Game	14-5279	6-10612
Neutral site-Avg/Game	-	2-4982

Team Results

Date	Opponent		Score	Att.
11/03/2025	New Orleans	L	74-78	4741
11/06/2025	Saint Francis	W	104-63	4432
11/10/2025	Lamar University	W	78-65	4567
11/14/2025	Michigan	L	63-67	6426
11/19/2025	Kansas City	W	81-45	4484
11/27/2025	vs Florida	W	84-80	4955
11/28/2025	vs Wisconsin	W	74-63	5008
12/05/2025	Notre Dame	Lot	85-87	5706
12/07/2025	at North Texas	W	65-55	10000
12/15/2025	UIW	W	69-65	4262
12/18/2025	Oral Roberts	W	72-53	4688
12/21/2025	Florida A&M	W	80-56	4962
12/29/2025	Jackson St.	W	115-64	4857
01/03/2026	Baylor	W	69-63	6892
01/06/2026	at Kansas	Lot	100-104	15300
01/10/2026	Arizona	L	73-86	6082
01/14/2026	at BYU	L	70-76	17983
01/17/2026	at Utah	L	79-82	6544
01/20/2026	Oklahoma St.	W	68-65	4942
01/24/2026	at Baylor	W	97-90	7124
01/28/2026	Houston	L	70-79	6863
02/01/2026	at Colorado	L	61-87	6719