

TCU is ready to embark upon its 124th year of Horned Frog football. Through all the years, with the exception of 1900, Frog ballclubs have competed on an organized basis. Even during the war years, as well as through the Great Depression, each fall TCU football squads have done battle on the gridiron.

BEGINNINGS

The newfangled game of football, created in the East, made a quiet and unofficial appearance on the TCU campus (AddRan College as it was then known and located in Waco, Texas, or nearby Thorp Spring) in the fall of 1896. It was then that several of the college's more robust students, along with the enthusiastic support of a couple of young "profs," Addison Clark Jr., and A.C. Easley, banded together to form a team. Three games were actually played that season ... all after Thanksgiving. The first contest was an 8-6 victory over Toby's Business College of Waco and the other two games were with the Houston Heavyweights, a town team.

By 1897 the new sport had progressed and AddRan enlisted its first coach, Joe J. Field, to direct the team. Field's ballclub won three games that autumn, including a first victory over Texas AGM. The only loss was to the University of Texas, 18-10. Those games with the Aggies and Longhorns launched football feuds that carried forth for 99 years. In 1899, the first game with Baylor was played to launch still another traditional rivalry. By 1902, the name of the school had been changed to Texas Christian University. The nickname, "Horned Frogs," had been added a few years earlier because "of the abundance of those creatures around campus."

TIAA ERA

In 1909, the university became a member of the old TIAA (Texas Intercollegiate Athletic Association). Several TCU teams recorded outstanding records, including the 1912 Horned Frog unit, which had an 8-1 mark with the lone loss coming against Texas, a team that the Frogs did not beat until 1929.

In 1920, a post-World War I team produced TCU's best record to date, winning nine straight games in the regular season. However, a post season bowl (the Dixie Bowl) contest was booked in Fort Worth with the famed "Prayin' Colonels" of Centre College. That proved to be a mistake as Centre trounced the Frogs, 63-7. L.R. (Dutch) Meyer was an end on that TCU grid eleven.

SWC EARLY YEARS

In 1923, TCU was admitted to the still-infant Southwest Athletic Conference, a league which was destined to become the major collegiate league of the Southwest. In their initial season in the SWC, the Horned Frogs played three games and posted a record of two wins and one loss.

Though a young member of the SWC, over the next few years the Horned Frogs still offered some excellent results. In 1924, they won one and lost five games to finish in the cellar for the only time until 1953. In 1929, under Francis Schmidt, TCU claimed its first SWC title. Led by a brilliant young quarterback, Howard Grubbs, who later became the executive secretary of the Southwest Conference and the Horned Frogs' first in a line of great passers, TCU won four straight league games.


The Frogs clinched their first title with a 7-7 tie against SMU in the final contest of '29. During Schmidt's regime, which lasted through the 1933 campaign, the Frogs were double tough. They finished third in 1930, second in '31 and won the SWC title again in 1932 with a perfect 6-0 record. It was the first time that one Southwest Conference team had defeated all the others, since a round robin had not been played in any of the previous seasons.

DUTCH MEYER ERA

In 1934, with Schmidt being lured to Ohio State, Leo R. (Dutch) Meyer became the Horned Frogs grid coach. For the next 19 years, Meyer turned out top teams and produced a bevy of individual standouts, including Sammy Baugh, Davey O'Brien, Ki Aldrich, Darrell Lester and many others.

During Baugh's college days, the Frogs won 12, lost one in 1935; and won nine, lost two and tied a pair in 1936. As a junior, Baugh led TCU to a 3-2 victory in the Sugar Bowl and a national title, but was never able to help the Frogs claim a SWC title.

His successor, Davey O'Brien, took over leadership of the Frogs for the 1937 and 1938 seasons and, during his senior year, paced the Purples to their best record in history. That magnificent '38 ballclub was considered one of the Southwest Conference's finest some 50 years later. That fall, Meyer's Horned Frogs rolled to 11 straight wins, including a 15-7 triumph over Carnegie Tech in the Sugar Bowl. The club outscored its opponents - 269 to 60 - and never found itself behind, except briefly in the Sugar Bowl encounter. After the Sugar



Dutch Meyer (left) and Abe Martin helped deliver seven of TCU's 18 conference titles and 12 of the program's 32 all-time bowl appearances.

Bowl, the Frogs were crowned national champions.

In 1941, TCU finished a solid second place in the SWC and won another championship in '44. The Dutchman's final league crown came in 1951, two years before he became full-time athletics director (Meyer would later retire as TCU's A.D. in 1963).

ABE MARTIN ERA

When Meyer retired from coaching in 1953, his backfield assistant, Othol (Abe) Martin, took over the coaching reins. Abe installed the popular T-formation, and in just three short years had found the championship formula. His 1955 TCU ballclub, led by All-American Jim Swink, waltzed to nine victories in 10 games, the only loss being to Texas AGM. In 1958, Martin found the victory formula again with good quarterbacking and defense. In 1959, the Frogs disproved the critics to tie Texas and Arkansas for the crown, posting a 5-1 league record.

During his 14-year regime, Martin compiled a 76-64-7 mark in Frogland, directed the Purples to five post-season bowl games, and produced seven All-Americans.

THE 1970s

The decade of the 1970s was, for the most part, one of disappointment for the fans of TCU football. Fred Taylor, the successor to Abe Martin in 1966, guided Horned Frog teams through four seasons, with the best record being a modest 4-6. Jim Pittman was hired from a successful bowl campaign at Tulane, but tragedy struck midway through the 1971 season when Pittman was felled by a fatal heart attack during the Baylor game. His chief aide, Billy Tohill, took over and piloted TCU through the 1973 season. Then another former Frog great, Jim Shofner, returned from the NFL and led the Horned Frogs until 1977. The coaching door then swung open for F. A. Dry, who brought some impressive credentials from Tulsa. Dry's TCU teams became known for hard-ball defense and impressive aerial displays, but a 3-8 mark in 1982 proved to be Dry's best in six seasons and yet another change of direction was mandated.



JIM WACKER ERA

From 1983 through 1991, Horned Frog grid fortunes were in the hands of former NCAA Division II coaching legend Jim Wacker, who left opulent marks as well as two pairs of national championship trophies at both Southwest Texas State and Texas Lutheran. Wacker's first campaign at TCU produced a result of 1-8-2, but he steered the Horned Frogs to a dramatic 8-4 turnaround in 1984 en route to a Bluebonnet Bowl date. Several national, as well as Southwest Conference Coach of the Year honors, ultimately were awarded to the bubbly Wacker. However, an NCAA probation for discovered infractions in 1985 affected the Frogs' rise over the next several seasons.

PAT SULLIVAN ERA

On Jan. 2, 1992, Pat Sullivan was introduced as the 27th head coach in TCU football history. Sullivan probably is best remembered as a college quarterbacking great at Auburn, where he won the Heisman Trophy in 1971. Sullivan instilled confidence along with an appreciation for self-discipline into the TCU grid makeup during his initial campaign with the Horned Frogs.

Though the Sullivan influence on TCU's program was obvious from the outset, tangible proof of his impact in Frogland became pronounced during 1994. For the Horned Frog faithful it was a campaign of sweet memories and bona fide successes beginning in early fall with the official dedication of TCU's Walsh Complex, an ultra-impressive athletic training and weight-conditioning center. Powered by the most prolific offense in the Southwest Conference, an attack spearheaded by quarterback Max Knake and tailback Andre Davis, the Frogs fashioned a 7-4 regular-season mark. En route, they captured a share of the school's ninth SWC football championship, along with an invitation to the Independence Bowl in Shreveport, La.

TCU saw a major increase in attendance thanks to its success on the field in 1994. The increase of 11,062 folks per game (a 42.5 percent increase) was one of the nation's best that season. He resigned in November 1997 after six seasons at the Horned Frog grid helm.



Slingin' Sammy Baugh (No. 45) led TCU to its first of two national championships in the 1930s under Head Coach Dutch Meyer.

TCU FOOTBALL THROUGH THE AGES

WESTERN ATHLETIC CONFERENCE

TCU Football in 1996 was almost a double-dose of euphoria. Not only did it mark the 100th-year celebration for the sport, but the university officially became a new member of the expanded Western Athletic Conference as well. The Horned Frogs program joined teams from Rice, SMU and Tulsa to form Quadrant 1 of the Mountain Division. Quadrant 2 members were Air Force, UNLV, Colorado State and Wyoming. Pacific Division members of the WAC were New Mexico, UTEP, BYU, along with Fresno State, San Jose State, Hawai'i and San Diego State.

DENNIS FRANCHIONE ERA

In three seasons under Dennis Franchione, the TCU football program took a giant leap forward. In his first season, Fran led the Frogs to a 7-5 record, which included an upset win over USC in the Sun Bowl.

The Frogs, which were 1-10 in 1997 under Pat Sullivan, tied Louisville for the biggest turnaround in the country with the six-win improvement in 1998. Although many believed the Frogs stood no chance, Franchione guided the Frogs to a 28-19 win over the vaunted Trojans. The victory was the first bowl win since 1957, when TCU defeated Syracuse in the Cotton Bowl.

Then in 1999, TCU claimed a share of the WAC title, earning a trip to the inaugural Mobile Alabama Bowl, where TCU knocked off East Carolina, 28-14. Tailback LaDainian Tomlinson led the country in rushing in 1999, averaging more than 168 yards per game for a season total of 1,850 yards.

The Frogs came back with one of the best seasons in school history as the new millennium got underway. Moving as high in the polls as No. 9 and carrying the nation's longest winning streak for a stretch, the Frogs put together a 10-2 campaign. Tomlinson again led the nation in rushing, this time with over 2,000 yards, en route to the Doak Walker Award. Following the season he was the fifth player selected in the NFL Draft.

CONFERENCE USA

The Frogs took on a new look in 2001 as they made the move into Conference USA. The 11-member football league included Army, Cincinnati, East Carolina, Houston, Louisville, Memphis, Southern Miss, South Florida, Tulane and UAB. Despite the change in leagues, TCU continued its strong run with a school record six consecutive bowl game appearances and back-to-back top 25 finishes for the first time since the 1950s. Highlighting TCU's four-year stint in Conference USA was the 2002 CUSA Co-Championship, which the Frogs shared with Cincinnati.

MOUNTAIN WEST CONFERENCE

TCU began Mountain West Conference play in 2005 and immediately posted a record-breaking campaign. The Frogs, picked to finish sixth, went 8-0 in their debut season to claim their first outright conference title since 1958. TCU became just the third team in MWC history to go undefeated and the first to be 8-0. The Frogs went 41-7 in their six seasons of MWC play and left the league with 24-consecutive victories in conference play.

GARY PATTERSON ERA

Gary Patterson won 22 national coach of the year honors and posted 10 seasons with 11-or-more wins since 2003.

In 20 seasons, Patterson posted a 181-79 career record. He passed legendary coach Dutch Meyer (109 wins) for the top position on TCU's career victories list with a win against Grambling State in the 2012 season opener.

TCU entered the 2021 season as one of just seven programs nationally (Alabama, Clemson, Georgia, Ohio State, Oklahoma, Penn State) to finish in the top 10 of the season-ending polls at least three times over a six years timespan.

In his tenure, Patterson coached 270 all-conference selections, 19 first-team All-Americans, 23 Freshman All-Americans, two Academic All-Americans and a Rhodes Scholar. He has had 55 players drafted with a total of 138 in NFL camps. Patterson was named conference coach of the year four times in three different leagues. He was named National Coach of the Year by 10 outlets following TCU's 2014 season that saw the Horned Frogs go 12-1, win their first Big 12 championship and finish the season ranked No. 3 nationally after a 42-3 victory over Ole Miss in the Chick-fil-A Peach Bowl.

TCU garnered the country's attention in nearly every season under Patterson, including campaigns that sent the Frogs to the 2010 Fiesta Bowl and 2011 Rose Bowl.

The 2009 Frogs experienced the program's most successful season since the 1930s by earning an at-large bid to the Fiesta Bowl—the school's first BCS berth since the system was adopted by major college football. TCU, which went 8-0 on its way to the Mountain West Conference title, captured the national spotlight with a perfect 12-0 regular season capped by a No. 4 ranking by both the Associated Press and USA Today Coaches' polls. The team finished the year No. 6 in both polls. Three Frogs were named All-Americans, including defensive end Jerry Hughes, who became only the second consensus first-team pick in school history. Hughes also reeled in a pair of major national honors in the Ted Hendricks Award and Lott IMPACT Trophy.

In 2010, TCU (13-0) defeated Wisconsin, 21-19, in the Rose Bowl to cap its first undefeated season since capturing the 1938 national championship with an 11-0 ledger. It was the first 13-win season at TCU and just the second undefeated and untied campaign in program history. The Frogs finished second in the Associated Press and USA Today polls, marking its highest season-ending ranking since 1938. The Frogs posted their third straight top-10 final ranking, marking the first time TCU has finished in the top-10 in three consecutive seasons. TCU was the only school in the nation to finish in both the AP and USA Today top 10 in three consecutive years (2008-10).

TCU led the nation in total defense for a third straight year in 2010. Individually, senior Jake Kirkpatrick claimed the Rimington Trophy, given to the nation's best center. Safety Tejay Johnson became the third consensus first-team All-American in TCU history.

The 2010 campaign proved to be the culmination of several successful Frog seasons in the decade of the 2000's under Patterson. The 2003 Frogs won their opening 10 games, while the 2005 squad opened the campaign with a 17-10 victory at No. 5 Oklahoma on its way to an 11-win season. TCU recorded victories in the 2002 Liberty Bowl, 2005 Houston Bowl, 2006 Poinsettia Bowl, 2007 Texas Bowl and 2008 Poinsettia Bowl leading up to their first BCS appearance in the 2010 Fiesta Bowl. The 95-29 record compiled by the Frogs in the 2000's ranked No. 7 nationally.

COACHING HISTORY

| Years* | Coach | Record | Pct. |
|--------------|--------------------|-----------|------|
| 1897 | Joe Field | 3-1-0 | .750 |
| 1898 | James Morrison | 1-3-1 | .300 |
| 1902 | H. E. Hildebrand | 0-5-1 | .083 |
| 1904 | C. E. Cronk | 1-4-1 | .250 |
| 1905-1907 | E. J. Hyde | 10-11-2 | .478 |
| 1908-1909 | J. R. Langley | 11-5-1 | .676 |
| 1910 | Kemp Lewis | 2-6-1 | .278 |
| 1911 | Henry W. Lever | 4-5-0 | .444 |
| 1912 | W. T. Stewart | 8-1-0 | .889 |
| 1913 | Fred Cahoon | 3-1-2 | .667 |
| 1914 | S. A. Boles | 4-4-2 | .500 |
| 1915 | E. Y. Freeland | 4-5-0 | .444 |
| 1916-1917 | Milton Daniel | 14-4-1 | .763 |
| 1918 | E. M. Tipton | 4-3-0 | .571 |
| 1919 | T. D. Hackney | 1-7-0 | .125 |
| 1920-1921 | W. L. Driver | 15-4-1 | .775 |
| 1922 | John McKnight | 2-5-3 | .350 |
| 1923-1928 | Madison A. Bell | 33-17-5 | .645 |
| 1929-1933 | Francis A. Schmidt | 47-5-5 | .868 |
| 1934-1952 | Dutch Meyer | 109-79-13 | .575 |
| 1953-1966 | Abe Martin | 74-64-7 | .534 |
| 1967-1970 | Fred Taylor | 15-25-1 | .378 |
| 1971 | Jim Pittman | 3-3-1 | .500 |
| 1971-1973 | Billy Tohill | 11-15-0 | .423 |
| 1974-1976 | Jim Shofner | 2-31-0 | .061 |
| 1977-1982 | F. A. Dry | 12-51-3 | .205 |
| 1983-1991 | Jim Wacker | 40-58-2 | .410 |
| 1992-1997 | Pat Sullivan | 24-42-1 | .366 |
| 1998-2000 | Dennis Franchione | 25-10-0 | .714 |
| 2000-2021 | Gary Patterson | 181-79-0 | .696 |
| 2021 | Jerry Kill | 2-2-0 | .500 |
| 2022-present | Sonny Dykes | 27-13 | .675 |


Overall Record

694-578-57 (.544)

*1896, 1899, 1900, 1901, 1903 – no coaches listed

W.L. Driver
1920-21Madison Bell
1923-28Francis Schmidt
1929-33Dutch Meyer
1934-1952

Ki Aldrich (left), a member of the College Football Hall of Fame, helped TCU post the nation's top win total of any program during the decade of the 1930s. Max Knake (right) shattered the Frog record books while helping lead the program to a Southwest Conference title and its first bowl game in a decade during the 1994 season.





Dennis Franchione (top left), with the help of 1,000-yard rusher Basil Mitchell (top right), guided the Horned Frogs to a Sun Bowl victory over USC in his first season at TCU in 1998. In his first season as head coach, Sonny Dykes (bottom) led TCU to an appearance in the 2023 College Football Playoff National Championship. The Frogs made their title game appearance after a 51-45 win over Michigan in the CFP Semifinal at the Fiesta Bowl. Dykes received 10 National Coach of the Year honors.



Despite losing 26 seniors to graduation off his Rose Bowl championship team, Patterson led a 2011 TCU squad to a third consecutive Mountain West championship. It marked the first time the Horned Frogs won a conference title in three straight seasons. TCU was also the first team in MWC history to win the league championship in three consecutive campaigns.

SONNY DYKES ERA

In his first season as TCU's head coach, Sonny Dykes led the Horned Frogs to a College Football Playoff National Championship appearance.

TCU reached the title game after a 51-45 victory over Michigan in the CFP Semifinal at the Fiesta Bowl. The Horned Frogs never trailed and had 488 yards of total offense against a Wolverines defense allowing 277.1 per game. TCU ran for 263 yards on a Michigan unit surrendering 85.2 ypg on the ground.

The Horned Frogs became the first program from the state of Texas to reach the College Football Playoff and first from the Big 12 Conference to play in the CFP National Championship.

Dykes received 10 National Coach of the Year honors while also being the unanimous Big 12 Coach of the Year as TCU completed a 12-0 regular season.

The 2022 campaign saw quarterback Max Duggan win the Davey O'Brien Award, Johnny Uintas Golden Arm Award and Earl Campbell Tyler Rose Award while placing second in Heisman Trophy voting. Tre'Vius Hodges-Tomlinson was the Paycom Jim Thorpe Award recipient, while Derius Davis received the Jet Award as the nation's top return specialist. Additionally, offensive lineman Steve Avila was a Consensus All-American.

The Horned Frogs' eight selections in the 2023 NFL Draft set a program record since the league went to its current seven-round format in 1994. It also led the Big 12 and placed fourth nationally.

Six wins in its final seven games in 2024 capped by a win in the Isleta New Mexico Bowl over Louisiana helped the Frogs to a 9-4 record. Jack Bech earned All-America honors and was a second-round draft selection.

Under Dykes, the excitement around the program saw TCU record five of its top six crowds in program history in his first three seasons.

BIG 12 CONFERENCE

The Horned Frogs have left their mark in the Big 12 Conference since beginning play in 2012.

In 2022, TCU became the first program from the Big 12 to win a College Football Playoff game and reach the CFP National Championship.

In 2017, the Horned Frogs won at least 11 games for the third time in four years with an 11-3 record, 7-2 in conference play, and appearance in the Big 12 Championship Game. TCU also defeated Stanford, 39-37, in the Valero Alamo Bowl.

In just their third season in the Big 12 in 2014, the Horned Frogs went 8-1 to capture their first Big 12 championship, the sixth conference crown in three different leagues under head coach Gary Patterson. TCU capped the season with a 42-3 victory over Ole Miss in the Chick-fil-A Peach Bowl.

The 2015 season saw the Horned Frogs end the campaign with more bowl success. No. 11 TCU defeated No. 15 Oregon, 47-41 in triple-overtime in the 2016 Valero Alamo Bowl after trailing 31-0 at halftime. TCU's remarkable second-half effort tied for the largest comeback in a bowl game and the second-largest rally in any FBS game.

TCU began its inaugural season in the Big 12 in 2012 and won its first conference game Sept. 15 at Kansas. The Frogs added league victories at Baylor, West Virginia and Texas before finishing the season with a 7-6 overall record. Patterson led the team to the postseason for the eighth straight year, a matchup against Michigan State in the Buffalo Wild Wings Bowl.



In his first season as TCU's head coach, Sonny Dykes led the Horned Frogs to a College Football Playoff National Championship appearance. The Horned Frogs became the first program from the state of Texas to reach the College Football Playoff and first from the Big 12 Conference to play in the CFP National Championship.

CAREER VICTORIES

| | | |
|-----|--------------------|-----------|
| 1. | Gary Patterson | 181 |
| 2. | Dutch Meyer | 109 |
| 3. | Abe Martin | 74 |
| 4. | Francis Schmidt | 47 |
| 5. | Jim Wacker | 40 |
| 6. | Madison A. Bell | 33 |
| 7. | Sonny Dykes | 27 |
| 8. | Dennis Franchione | 25 |
| 9. | Pat Sullivan | 24 |
| 10. | W. L. Driver | 15 |
| | Fred Taylor | 15 |
| 12. | Milton Daniel | 14 |
| 13. | F. A. Dry | 12 |
| 14. | Billy Tohill | 11 |
| | J. R. Langley | 11 |

GAMES COACHED

| | | |
|-----|--------------------|-----------|
| 1. | Gary Patterson | 260 |
| 2. | Dutch Meyer | 201 |
| 3. | Abe Martin | 145 |
| 4. | Jim Wacker | 100 |
| 5. | Pat Sullivan | 67 |
| 6. | F. A. Dry | 66 |
| 7. | Francis Schmidt | 57 |
| 8. | Madison A. Bell | 55 |
| 9. | Fred Taylor | 41 |
| 10. | Sonny Dykes | 40 |
| 11. | Dennis Franchione | 35 |
| 12. | Jim Shofner | 33 |
| 13. | Billy Tohill | 26 |
| 14. | E. J. Hyde | 23 |
| 15. | W. L. Driver | 20 |



Abe Martin
1953-66



Fred Taylor
1967-70



Jim Pittman
1971



Billy Tohill
1971-73



Jim Shofner
1974-76



F.A. Dry
1977-82



Jim Wacker
1983-91



Pat Sullivan
1992-97



Dennis Franchione
1998-00



Gary Patterson
2000-21



Sonny Dykes
2022-present

HORNED FROGS™

NATIONAL CHAMPIONSHIP TEAMS

1935



TCU was tabbed No. 1 in the nation by the Williamson System, the only rating organization to publish a list after the New Year's Day Bowl contest, and ranked among the top five teams in the country by all rating services at the conclusion of the regular season. Featuring stars Sammy Baugh and Darrell Lester, the Frogs won 10 straight games before falling to SWC Champion SMU in the next-to-last game of the regular season. The Horned Frogs later defeated LSU, 3-2, in the 1936 Sugar Bowl. TCU ended the year with a record of 12-1.

1938



This remarkable Frog combine was ranked No. 1 by all the rating systems. TCU's first undefeated and untied team won the SWC Championship, then followed that feat with a Sugar Bowl victory over Carnegie Tech, 15-7. The 1938 lineup included three All-Americans - Davey O'Brien, who was the first footballer to win the Walter Camp, Heisman and Maxwell trophies the same year, plus Ki Aldrich and I.B. Hale. The Frogs ended the season with a record of 11-0.

| Year | OVERALL | | | | | CONFERENCE | | | | |
|-------------|-----------------|----------|----------|------------|------------|---------------------------|----------|----------|----------|--------------|
| | W | L | T | Pts. | Opp. | Coach | W | L | T | Finish |
| 1886 | 1 | 1 | 1 | 8 | 28 | None | | | | |
| 1897 | 3 | 1 | 0 | 78 | 24 | Joe J. Field | | | | |
| 1898 | 1 | 3 | 1 | 41 | 60 | James Morrison | | | | |
| 1899 | 0 | 0 | 1 | 0 | 0 | None | | | | |
| 1900 | No Games Played | | | | | | | | | |
| 1901 | 1 | 2 | 1 | 5 | 78 | None | | | | |
| 1902 | 0 | 5 | 1 | 0 | 93 | H. E. Hildebrand | | | | |
| 1903 | 0 | 7 | 0 | 11 | 100 | None | | | | |
| 1904 | 1 | 4 | 1 | 5 | 90 | C. E. Cronk | | | | |
| 1905 | 4 | 4 | 0 | 77 | 65 | E. J. Hyde | | | | |
| 1906 | 2 | 5 | 0 | 26 | 108 | E. J. Hyde | | | | |
| 1907 | 4 | 2 | 2 | 90 | 69 | E. J. Hyde | | | | |
| 1908 | 6 | 3 | 0 | 155 | 68 | J. R. Langley | | | | |
| 1909 | 5 | 2 | 1 | 95 | 33 | J. R. Langley | 2 | 0 | 0 | |
| 1910 | 2 | 6 | 1 | 45 | 187 | Kemp Lewis | 0 | 1 | 1 | |
| 1911 | 4 | 5 | 0 | 114 | 106 | Henry W. Lever | 0 | 3 | 0 | |
| 1912 | 8 | 1 | 0 | 230 | 53 | W. T. Stewart | 3 | 0 | 0 | |
| 1913 | 3 | 1 | 2 | 44 | 6 | Fred Cahoon | 1 | 0 | 0 | |
| 1914 | 4 | 4 | 2 | 117 | 118 | S. A. Boles | 2 | 2 | 0 | |
| 1915 | 4 | 5 | 0 | 130 | 182 | E. Y. Freeland | 2 | 0 | 0 | |
| 1916 | 6 | 2 | 1 | 217 | 85 | Milton Daniel | 3 | 0 | 0 | |
| 1917 | 8 | 2 | 0 | 201 | 59 | Milton Daniel | 2 | 0 | 0 | |
| 1918 | 4 | 3 | 0 | 96 | 40 | E. M. Tipton | 2 | 0 | 0 | |
| 1919 | 1 | 7 | 0 | 20 | 119 | T. D. Hackney | 0 | 2 | 0 | |
| 1920 | 9 | 1 | 0 | 170 | 109 | W. L. Driver | 3 | 0 | 0 | 1st |
| 1921 | 6 | 3 | 1 | 132 | 75 | W. L. Driver | 0 | 1 | 0 | |
| 1922 | 2 | 5 | 3 | 91 | 167 | John McKnight | 0 | 3 | 1 | |
| 1923 | 4 | 5 | 0 | 93 | 137 | Madison A. Bell | 2 | 1 | 0 | 3rd |
| 1924 | 4 | 5 | 0 | 83 | 96 | Madison A. Bell | 1 | 5 | 0 | 8th |
| 1925 | 7 | 1 | 1 | 133 | 54 | Madison A. Bell | 2 | 1 | 1 | T-2nd |
| 1926 | 6 | 1 | 2 | 110 | 74 | Madison A. Bell | 1 | 1 | 2 | 5th |
| 1927 | 4 | 3 | 2 | 89 | 64 | Madison A. Bell | 1 | 2 | 2 | 5th |
| 1928 | 8 | 2 | 0 | 142 | 28 | Madison A. Bell | 3 | 2 | 0 | T-3rd |
| 1929 | 9 | 0 | 1 | 249 | 33 | Francis A. Schmidt | 4 | 0 | 1 | 1st |
| 1930 | 9 | 2 | 1 | 298 | 49 | Francis A. Schmidt | 4 | 2 | 0 | 3rd |
| 1931 | 9 | 2 | 1 | 159 | 41 | Francis A. Schmidt | 4 | 1 | 1 | 2nd |
| 1932 | 10 | 0 | 1 | 283 | 23 | Francis A. Schmidt | 6 | 0 | 0 | 1st |
| 1933 | 10 | 1 | 1 | 208 | 49 | Francis A. Schmidt | 5 | 1 | 0 | T-2nd |
| 1934 | 8 | 4 | 0 | 173 | 116 | Dutch Meyer | 3 | 3 | 0 | 4th |
| 1935 | 12 | 1 | 0 | 265 | 73 | Dutch Meyer | 5 | 1 | 0 | 2nd |
| 1936 | 9 | 2 | 2 | 164 | 58 | Dutch Meyer | 4 | 1 | 1 | 2nd |
| 1937 | 4 | 4 | 2 | 73 | 71 | Dutch Meyer | 3 | 1 | 2 | 2nd |
| 1938 | 11 | 0 | 0 | 269 | 60 | Dutch Meyer | 6 | 0 | 0 | 1st |
| 1939 | 3 | 7 | 0 | 116 | 119 | Dutch Meyer | 1 | 5 | 0 | 6th |
| 1940 | 3 | 7 | 0 | 116 | 121 | Dutch Meyer | 2 | 4 | 0 | 5th |
| 1941 | 7 | 3 | 1 | 152 | 135 | Dutch Meyer | 4 | 1 | 1 | T-2nd |
| 1942 | 7 | 3 | 0 | 129 | 82 | Dutch Meyer | 4 | 2 | 0 | 3rd |
| 1943 | 2 | 6 | 0 | 71 | 146 | Dutch Meyer | 1 | 4 | 0 | T-5th |
| 1944 | 7 | 3 | 1 | 53 | 109 | Dutch Meyer | 3 | 1 | 1 | 1st |
| 1945 | 5 | 5 | 0 | 91 | 156 | Dutch Meyer | 3 | 3 | 0 | T-3rd |
| 1946 | 2 | 7 | 1 | 90 | 148 | Dutch Meyer | 2 | 4 | 0 | T-5th |
| 1947 | 4 | 5 | 2 | 114 | 154 | Dutch Meyer | 2 | 3 | 1 | 4th |
| 1948 | 4 | 5 | 1 | 125 | 143 | Dutch Meyer | 1 | 4 | 1 | 6th |
| 1949 | 6 | 3 | 1 | 205 | 185 | Dutch Meyer | 3 | 3 | 0 | T-3rd |
| 1950 | 5 | 5 | 0 | 157 | 161 | Dutch Meyer | 3 | 3 | 0 | T-3rd |
| 1951 | 6 | 5 | 0 | 206 | 183 | Dutch Meyer | 5 | 1 | 0 | 1st |
| 1952 | 4 | 4 | 2 | 141 | 103 | Dutch Meyer | 2 | 2 | 2 | 4th |
| 1953 | 3 | 7 | 0 | 116 | 150 | Abe Martin | 1 | 5 | 0 | 6th |
| 1954 | 4 | 6 | 0 | 164 | 155 | Abe Martin | 1 | 5 | 0 | 6th |
| 1955 | 9 | 2 | 0 | 293 | 105 | Abe Martin | 5 | 1 | 0 | 1st |
| 1956 | 8 | 3 | 0 | 231 | 110 | Abe Martin | 5 | 1 | 0 | 2nd |
| 1957 | 5 | 4 | 1 | 134 | 101 | Abe Martin | 2 | 4 | 0 | 5th |
| 1958 | 8 | 2 | 1 | 218 | 78 | Abe Martin | 5 | 1 | 0 | 1st |
| 1959 | 8 | 3 | 0 | 169 | 75 | Abe Martin | 5 | 1 | 0 | T-1st |
| 1960 | 4 | 4 | 2 | 85 | 94 | Abe Martin | 3 | 3 | 1 | 5th |
| 1961 | 3 | 5 | 2 | 113 | 194 | Abe Martin | 2 | 4 | 1 | 5th |
| 1962 | 6 | 4 | 0 | 167 | 154 | Abe Martin | 5 | 2 | 0 | 3rd |

| Year | OVERALL | | | | | CONFERENCE | | | | |
|-------------|-----------|----------|----------|------------|------------|---------------------------|----------|----------|----------|--------------|
| | W | L | T | Pts. | Opp. | Coach | W | L | T | Finish |
| 1963 | 4 | 5 | 1 | 131 | 165 | Abe Martin | 2 | 4 | 1 | 5th |
| 1964 | 4 | 6 | 0 | 94 | 169 | Abe Martin | 3 | 4 | 0 | 6th |
| 1965 | 6 | 5 | 0 | 170 | 156 | Abe Martin | 5 | 2 | 0 | 2nd |
| 1966 | 2 | 8 | 0 | 55 | 149 | Abe Martin | 2 | 5 | 0 | 6th |
| 1967 | 4 | 6 | 0 | 115 | 185 | Fred Taylor | 4 | 3 | 0 | 3rd |
| 1968 | 3 | 7 | 0 | 176 | 215 | Fred Taylor | 2 | 5 | 0 | 6th |
| 1969 | 4 | 6 | 0 | 177 | 293 | Fred Taylor | 4 | 3 | 0 | 3rd |
| 1970 | 4 | 6 | 1 | 189 | 265 | Fred Taylor | 3 | 4 | 0 | 4th |
| 1971 | 6 | 4 | 1 | 214 | 275 | Jim Pittman/Billy Tohill | 5 | 2 | 0 | 3rd |
| 1972 | 5 | 6 | 0 | 213 | 245 | Billy Tohill | 2 | 5 | 0 | 7th |
| 1973 | 3 | 8 | 0 | 189 | 290 | Billy Tohill | 1 | 6 | 0 | 8th |
| 1974 | 1 | 10 | 0 | 79 | 345 | Jim Shofner | 0 | 7 | 0 | 8th |
| 1975 | 1 | 10 | 0 | 103 | 325 | Jim Shofner | 1 | 6 | 0 | 7th |
| 1976 | 0 | 11 | 0 | 128 | 430 | Jim Shofner | 0 | 8 | 0 | 9th |
| 1977 | 2 | 9 | 0 | 184 | 434 | F. A. Dry | 1 | 7 | 0 | 8th |
| 1978 | 2 | 9 | 0 | 109 | 357 | F. A. Dry | 0 | 8 | 0 | 9th |
| 1979 | 2 | 8 | 1 | 127 | 226 | F. A. Dry | 1 | 6 | 1 | 8th |
| 1980 | 1 | 10 | 0 | 143 | 292 | F. A. Dry | 1 | 7 | 0 | 9th |
| 1981 | 2 | 7 | 2 | 230 | 299 | F. A. Dry | 1 | 6 | 1 | 8th |
| 1982 | 3 | 8 | 0 | 203 | 266 | F. A. Dry | 2 | 6 | 0 | 8th |
| 1983 | 1 | 8 | 2 | 183 | 252 | Jim Wacker | 1 | 6 | 1 | 8th |
| 1984 | 8 | 4 | 0 | 376 | 280 | Jim Wacker | 5 | 3 | 0 | 3rd |
| 1985 | 3 | 8 | 0 | 150 | 383 | Jim Wacker | 0 | 8 | 0 | 9th |
| 1986 | 3 | 8 | 0 | 259 | 376 | Jim Wacker | 1 | 7 | 0 | 8th |
| 1987 | 5 | 6 | 0 | 261 | 226 | Jim Wacker | 3 | 4 | 0 | T-5th |
| 1988 | 4 | 7 | 0 | 206 | 286 | Jim Wacker | 2 | 5 | 0 | T-4th |
| 1989 | 4 | 7 | 0 | 174 | 252 | Jim Wacker | 2 | 6 | 0 | T-6th |
| 1990 | 5 | 6 | 0 | 292 | 353 | Jim Wacker | 3 | 5 | 0 | T-4th |
| 1991 | 7 | 4 | 0 | 279 | 267 | Jim Wacker | 4 | 4 | 0 | T-5th |
| 1992 | 2 | 8 | 1 | 195 | 319 | Pat Sullivan | 1 | 6 | 0 | 8th |
| 1993 | 4 | 7 | 0 | 201 | 313 | Pat Sullivan | 2 | 5 | 0 | 6th |
| 1994 | 7 | 5 | 0 | 302 | 303 | Pat Sullivan | 4 | 3 | 0 | T-1st |
| 1995 | 6 | 5 | 0 | 217 | 246 | Pat Sullivan | 3 | 4 | 0 | 5th |
| 1996 | 4 | 7 | 0 | 211 | 302 | Pat Sullivan | 3 | 5 | 0 | T-5th |
| 1997 | 1 | 10 | 0 | 172 | 325 | Pat Sullivan | 1 | 7 | 0 | T-7th |
| 1998 | 7 | 5 | 0 | 239 | 216 | Dennis Franchione | 4 | 4 | 0 | 4th |
| 1999 | 8 | 4 | 0 | 344 | 199 | Dennis Franchione | 5 | 2 | 0 | T-1st |
| 2000 | 10 | 2 | 0 | 410 | 106 | Dennis Franchione | 7 | 1 | 0 | T-1st |
| 2001 | 6 | 6 | 0 | 280 | 257 | Gary Patterson | 4 | 3 | 0 | T-5th |
| 2002 | 10 | 2 | 0 | 361 | 222 | Gary Patterson | 6 | 2 | 0 | T-1st |
| 2003 | 11 | 2 | 0 | 380 | 276 | Gary Patterson | 7 | 1 | 0 | 2nd |
| 2004 | 5 | 6 | 0 | 362 | 373 | Gary Patterson | 3 | 5 | 0 | T-6th |
| 2005 | 11 | 1 | 0 | 398 | 223 | Gary Patterson | 8 | 0 | 0 | 1st |
| 2006 | 11 | 2 | 0 | 380 | 160 | Gary Patterson | 6 | 2 | 0 | 2nd |
| 2007 | 8 | 5 | 0 | 339 | 243 | Gary Patterson | 4 | 4 | 0 | 5th |
| 2008 | 11 | 2 | 0 | 437 | 137 | Gary Patterson | 7 | 1 | 0 | 2nd |
| 2009 | 12 | 1 | 0 | 498 | 166 | Gary Patterson | 8 | 0 | 0 | 1st |
| 2010 | 13 | 0 | 0 | 541 | 156 | Gary Patterson | 8 | 0 | 0 | 1st |
| 2011 | 11 | 2 | 0 | 531 | 279 | Gary Patterson | 7 | 0 | 0 | 1st |
| 2012 | 7 | 6 | 0 | 368 | 294 | Gary Patterson | 4 | 5 | 0 | T-5th |
| 2013 | 4 | 8 | 0 | 301 | 303 | Gary Patterson | 2 | 7 | 0 | T-7th |
| 2014 | 12 | 1 | 0 | 604 | 247 | Gary Patterson | 8 | 1 | 0 | T-1st |
| 2015 | 11 | 2 | 0 | 547 | 354 | Gary Patterson | 7 | 2 | 0 | 3rd |
| 2016 | 6 | 7 | 0 | 403 | 364 | Gary Patterson | 4 | 5 | 0 | 5th |
| 2017 | 11 | 3 | 0 | 470 | 266 | Gary Patterson | 7 | 2 | 0 | 2nd |
| 2018 | 7 | 6 | 0 | 306 | 300 | Gary Patterson | 4 | 5 | 0 | T-5th |
| 2019 | 5 | 7 | 0 | 364 | 317 | Gary Patterson | 3 | 6 | 0 | T-7th |
| 2020 | 6 | 4 | 0 | 308 | 242 | Gary Patterson | 5 | 4 | 0 | 6th |
| 2021 | 5 | 7 | 0 | 344 | 419 | Gary Patterson/Jerry Kill | 3 | 6 | 0 | 8th |
| 2022 | 13 | 2 | 0 | 582 | 435 | Sonny Dykes | 9 | 0 | 0 | 1st |
| 2023 | 5 | 7 | 0 | 376 | 334 | Sonny Dykes | 3 | 6 | 0 | T-9th |
| 2024 | 9 | 4 | 0 | 435 | 320 | Sonny Dykes | 6 | 3 | 0 | T-5th |

Bold—conference champions

TCU IN THE FINAL NATIONAL RANKINGS

1929 (NO. 7)

TCU's first Southwest Conference championship team, led by halfback Cy Leland, quarterback Howard Grubbs and All-America guard Mike Brumbelow, finished the season undefeated (9-0-1) and was placed No. 7 in the nation in an unofficial AP ranking. The familiar AP poll of today was not originated until 1936.

1932 (NO. 4)

The undefeated Horned Frogs (10-0-1) rose to true national prominence in '32 as they romped through the Southwest Conference race with ease and wound up No. 4 in the country in the final rankings of Illustrated Football magazine, the game's leading authority of the era. Six members of the starting line, anchored by All-America guard Johnny Vaught, were named all-conference, as were both halfbacks, Blanford Spearman and Red Oliver. When Pittsburgh was invited to the Rose Bowl over TCU, the Frogs tried to arrange a post-season game against Tulane, another highly regarded team, but nothing came of it.

1933 (NO. 9)

Coach Francis Schmidt produced three teams in the nation's Top 10 during his five seasons at TCU. The 1933 squad was the third. Paced by halfback Charlie Casper, the Frogs rolled to a 9-2-1 record but closed fast with stunning victories over Texas (30-0), Rice (26-3) and SMU (26-6). This finish impressed the syndicated sportswriter Grantland Rice so much he put TCU No. 9 in the final national rankings of his popular annual ratings service known as Grantland Rice's Cities Service Football Guide.

1935 (NO. 1 • NATIONAL CHAMPIONS)

As a TCU lineup produced two All-Americans for the first time - quarterback Sammy Baugh and center Darrell Lester - the Frogs reached the zenith of a national championship in the thrilling season of '35. The Frogs were tabbed No. 1 after the bowl games by the Williamson Rating System, the most authoritative poll in the land at the time. TCU wound up No. 1 after its 3-2 victory over powerful LSU in the Sugar Bowl. The Frogs' only loss had been a narrow one (20-14) to SMU in "The Game of the Century." But when the Mustangs were upset by Stanford 7-0 in the Rose Bowl on New Year's Day, the same afternoon that TCU whipped LSU in New Orleans, Williamson crowned TCU No. 1.

1936 (NO. 5)

Injuries, freaky upsets and a couple of foul-weather scoreless ties couldn't keep Sammy Baugh from repeating as an All-American and leading the Frogs to No. 5 in the nation in the final Williamson Rating System. Along the way, Baugh knocked off conference champion Arkansas, rudely upset the nation's last remaining perfect-record team, Santa Clara, and then won a duel with Marquette in the inaugural Cotton Bowl Classic. All of that left the Frogs with a 9-2-2 record.

1938 (NO. 1 • NATIONAL CHAMPIONS)

A dream season. This incredible Frogs team handily went 11-0, including the 15-7 victory over No. 5 Carnegie Tech in the Sugar Bowl. TCU captured every meaningful No. 1 ranking - AP, Williamson, Helms - turned out eight all-conference players on various selections, and three All-Americans, quarterback Davey O'Brien, center Ki Aldrich, and tackle I.B. Hale. O'Brien received the Heisman, Maxwell and Camp trophies. As the true national champions, the Frogs outpolled three other undefeated elevens in '38 - Tennessee, Oklahoma and Duke.

1941 (NO. 10)

Quarterback cohorts Kyle Gillespie and Emery Nix led the Frogs to a 7-2-1 record with the aid of All-America tackle Derrell Palmer and all-conference end Bruce Alford. Their only losses were to top-10 teams, No. 6 Fordham and No. 9 Texas A&M. But later, Nix sparked TCU to a memorable 14-7 upset of No. 1-ranked Texas. Ultimately, at the end of the regular season, the Williamson Rating System thought highly enough of the Frogs to rank them No. 10 in the nation. They became the first Southwest Conference team to play in the Orange Bowl, where they lost a wild one to Georgia, 40-26.

1951 (NO. 10)

Sophomore Ray McKown, running and passing out of the old Dutch Meyer spread formation, carried the Frogs to their most surprising conference title with only a 6-4 record. Still, these Frogs were ranked No. 10 in the nation in the UPI poll at the season's end. In so doing, McKown earned All-America honors, as did Keith Flowers and tackle Doug Conaway. In the Cotton Bowl game, TCU outgained Bear Bryant's Kentucky team by a huge margin, but saw no fewer than five drives stall inside Kentucky's 10-yard line, and were outscored, 20-7.

1955 (NO. 5)

Jim Swink set rushing and scoring records galore as the Frogs loitered the whole season among the nation's elite and won the Southwest Conference championship. In the end, with a 9-1 regular season record, they were ranked No. 3 by the Litkenhouse System, No. 5 by UPI, and No. 6 by AP. Swink was a unanimous All-America halfback and runner-up for the Heisman Trophy and center Hugh Pitts also made All-America.

1958 (NO. 9)

The Frogs breezed to an 8-2 record and the conference crown behind the passing of Hunter Enis, the running of Jack Spikes and Marvin Lasater, and the line play of All-America tackle Don Floyd. TCU was ranked No. 9 in the final UPI poll and No. 10 by the AP. In the Cotton Bowl game they fought undefeated and No. 6-ranked Air Force to a 0-0 tie.

1959 (NO. 7)

These Frogs basically put three All-Americans on the field with fullback Jack Spikes and tackles Don Floyd, a repeat selection, and Bob Lilly, who would be a unanimous choice in '60. They bruised their way to another 8-2 record, tying Texas and Arkansas for the conference title. When all the votes were in from the final polls, TCU was ranked No. 7 by AP and No. 8 by UPI.

2000 (NO. 18 ESPN/USA TODAY; NO. 21 AP)

LaDainian Tomlinson became one of college football's greatest ball carriers - only the second player in history to rush for more than 2,000 yards in a season and more than 5,000 in a career. Behind "LT," the Frogs sped to a 10-2 season record and the WAC championship. This performance enticed the Dunkel Index, one of the eight selectors for the Bowl Championship Series, to rate the Frogs No. 7 in the nation, their highest ranking in 40 seasons.

2002 (NO. 22 ESPN/USA TODAY; NO. 23 AP)

After a season-opening overtime loss at Cincinnati, the Frogs reeled off 10 wins in their next 11 games. The Frogs gained a share of the Conference USA title and posted an AXA Liberty Bowl win over Colorado State. Linebacker LaMarcus McDonald, the league's Defensive Player of the Year, led a squad that ranked first in the nation in both total defense and in stopping the run.

2003 (NO. 24 ESPN/USA TODAY; NO. 25 AP)

The Frogs reeled off 10 straight wins to open the season, climbing as high as No. 10 in the national rankings. Their success, which included five three-point wins, caught the attention of the nation, as they moved to sixth in the BCS standings, the highest ranking ever for a school from a non-BCS conference. A late season loss at Southern Miss kept the Frogs from winning their second-straight conference title. The Horned Frogs hosted nationally-ranked Boise State in the inaugural PlainsCapital Fort Worth Bowl and dropped an exciting 34-31 contest. Nick Browne was the Conference USA Special Teams Player of the Year and earned All-America accolades. Defensive end Bo Schobel set a school record for sacks while earning second-team All-America honors from the AP. Head coach Gary Patterson was one of three finalists for the Eddie Robinson Coach of the Year honors.

2005 (NO. 9 USA TODAY; NO. 11 AP)

TCU (11-1, 8-0) closed the season ranked ninth by USA Today for its highest appearance in a final poll since finishing seventh in the 1959 campaign. TCU opened and closed 2005 with victories over Big 12 bowl teams, winning at Oklahoma and then defeating Iowa State. In its first season of Mountain West Conference play, TCU became just the third team in league history to post an undefeated record (8-0). In the process, TCU captured its first outright league championship since sweeping through the Southwest Conference en route to the 1938 national title. TCU paced the Mountain West Conference with 18 all-conference selections with Cory Rodgers a consensus All-American at kick returner. Gary Patterson was the MWC Coach of the Year with tailback Aaron Brown named Freshman of the Year. Linebacker Jason Phillips and defensive end Tommy Blake were Freshman and Sophomore All-Americans, respectively.

2006 (NO. 21 USA TODAY; NO. 22 AP)

TCU (11-2, 6-2) posted its fourth 10-win season in the last five years. The Frogs became one of just five teams in the nation to reach 11 victories three times in the last four campaigns. The Frogs finished the campaign ranked 21st by the AP and 22nd in the USA Today poll. It represented the fifth time in the past seven years that TCU closed the season in the top 25. The Frogs ranked second nationally in total defense (234.9 yards per game) and run defense (60.8 yards per game) while placing third in scoring defense (12.3 points per game). TCU was one of three teams nationally to not allow a 100-yard rushing game by an opposing running back.

2008 (NO. 7 USA TODAY; NO. 7 AP)

TCU finished with its highest national ranking in half a century when it appeared at No. 7 in the final release of the AP and USA Today polls. The Frogs reached 10 wins for the fifth time in seven years with an 11-2 record. The only losses came at the hands of then-No. 2 Oklahoma, which played in the BCS Championship Game, and Utah, the nation's only undefeated team at 13-0. A Poinsettia Bowl win over previously-unbeaten Boise State capped off the season. The Horned Frogs featured the nation's top-ranked defensive unit in 2008, leading the nation in total defense for the third time in nine seasons by surrendering just 217.8 yards per game, in addition to topping the country in run defense (47.1 ypg). Junior defensive end Jerry Hughes was a consensus first-team All-America selection after leading the nation with 15 sacks and six forced fumbles.

2009 (NO. 6 USA TODAY; NO. 6 AP)

The 2009 Frogs experienced the program's most successful season since the 1930's by earning an at-large bid to the Fiesta Bowl - the school's first BCS berth since the system was adopted by major college football. The team finished the year No. 6 in both polls for its best end-of-season ranking since the 1938 national title season following a 17-10 loss to Boise State in the Fiesta Bowl. Three Frogs were named All-Americans, including defensive end Jerry Hughes, who became only the second consensus first-team pick in school history, while Patterson was honored with nine different National Coach of the Year awards. Hughes also reeled in a pair of major national honors in the Ted Hendricks Award and Lott Trophy, while quarterback Andy Dalton was named MWC Offensive Player of the Year. The Hughes-led defense led the nation in total defense (239.7 ypg) for the fourth time in the decade, while the Frog offense broke school records for points scored (38.3 ppg) and total offense (456.7 ypg).

2010 (NO. 2 USA TODAY; NO. 2 AP)

TCU (13-0) defeated Wisconsin, 21-19, in the Rose Bowl to cap its first undefeated season since capturing the 1938 national championship with an 11-0 ledger. It's the first 13-win season at TCU and just the second undefeated and untied campaign in program history. The Frogs finished second in the AP and USA Today polls, marking its highest season-ending ranking since 1938. The Frogs posted their third straight top-10 final ranking, marking the first time TCU has finished in the top-10 in three consecutive seasons. TCU is the only school in the nation to finish in both the AP and USA Today top 10 the last three years. TCU led the nation in total defense for a third straight year in 2010 and has now finished first in that category more times (five) than any other program since the NCAA began tracking statistics in 1937. Jake Kirkpatrick claimed the Rimington Trophy, given to the nation's best center, while Tejay Johnson became the third consensus first-team All-American in TCU history.

2011 (NO. 13 USA TODAY; NO. 14 AP)

Boostered by a win at No. 5 Boise State, TCU posted its fourth-straight top-15 finish in both polls in 2011. The Frogs are one of just four schools to finish in the top-15 of both major polls over the last four seasons. The Horned Frogs opened the year No. 14 in the Associated Press poll and No. 15 in the USA Today. TCU fell out of the polls after a loss to SMU, but closed the year with eight-straight wins, including a 31-24 triumph over Louisiana Tech in the Poinsettia Bowl. Its biggest win of the season came Nov. 12, when TCU went on the road and defeated No. 5 Boise State. In snapping Boise State's 35-game home winning streak, TCU paved the way for its third-straight Mountain West title.

2014 (NO. 3 USA TODAY; NO. 3 AP)

Behind a high-powered offense and stingy defense, the Horned Frogs closed the season No. 3 nationally, marking its seventh all-time top-five finish. The Horned Frogs went 12-1 and capped their season with a 42-3 rout of No. 9 Ole Miss in the Chick-fil-A Peach Bowl, marking their fifth win over a ranked opponent.

2015 (NO. 7 USA TODAY; NO. 7 AP)

By appearing at No. 7 in both major polls, the Horned Frogs posted their second straight top-10 final ranking. TCU's 11-2 record marked its eighth 11-win campaign in the last 11 seasons. The Horned Frogs closed the year by rallying from a 31-0 halftime deficit for a 47-41, triple-overtime victory over Oregon in the Valero Alamo Bowl. The comeback tied for the largest ever in a bowl game and the second-largest in any FBS game in history. TCU's successful 2015 season came despite suffering a rash of injuries that saw 20 starters sidelined at various points in the year.

2017 (NO. 9 USA TODAY; NO. 9 AP)

Picked to finish fifth in the preseason Big 12 poll, the Horned Frogs proved the prognosticators wrong by placing second in conference play with a 7-2 record and earning a spot in the Big 12 Championship Game. The Horned Frogs were 11-3 overall and capped their season by rallying from an 18-point deficit for a 39-37 victory over Stanford in the Valero Alamo Bowl. TCU was ninth in season-ending polls to become one of just five programs nationally to earn a top-10 final ranking in at least three of the past four seasons.

2022 (NO. 2 USA TODAY; NO. 2 AP)

TCU became the first program from the state of Texas to make the College Football Playoff and first from the Big 12 Conference to reach the CFP National Championship. Picked to finish seventh in the Big 12, the Horned Frogs were No. 2 in the final Associated Press poll. TCU also became the first team to be in the CFP National Championship after starting the season unranked and just the third program since 1998 to play for a national title while beginning the season outside the top 25. TCU's six wins over ranked opponents, including a victory over No. 2 Michigan in the CFP Semifinal at the Vrbo Fiesta Bowl, tied for the national lead.

TCU IN THE ASSOCIATED PRESS POLL

1936

| Date | Record | Rank |
|---------|--------|------|
| Nov. 9 | 5-2-1 | 18 |
| Nov. 23 | 7-2-1 | 18 |
| Nov. 30 | 7-2-2 | 16 |

1936 FINAL POLL

| Rank | Team | Record |
|------|--------------|--------------|
| 1 | Minnesota | 7-1-0 |
| 2 | LSU | 9-1-0 |
| 3 | Pittsburgh | 8-1-1 |
| 4 | Alabama | 8-0-1 |
| 5 | Washington | 7-2-1 |
| 6 | Santa Clara | 8-1-0 |
| 7 | Northwestern | 7-1-0 |
| 8 | Notre Dame | 6-2-1 |
| 9 | Nebraska | 7-2-0 |
| 10 | Pennsylvania | 7-1-0 |
| 11 | Duke | 9-1-0 |
| 12 | Yale | 7-1-0 |
| 13 | Dartmouth | 7-1-0 |
| 14 | Duquesne | 8-2-0 |
| 15 | Fordham | 5-1-2 |
| 16 | TCU | 9-2-2 |
| 17 | Tennessee | 6-2-2 |
| 18 | Arkansas | 7-3-0 |
| 19 | Navy | 6-3-0 |
| 20 | Marquette | 7-2-0 |

1937

| Date | Record | Rank |
|---------|--------|------|
| Nov. 22 | 3-4-2 | 14 |
| Nov. 29 | 4-4-2 | 16 |

1937 FINAL POLL

| Rank | Team | Record |
|------|----------------|--------------|
| 1 | Pittsburgh | 9-0-1 |
| 2 | California | 10-0-1 |
| 3 | Fordham | 7-0-1 |
| 4 | Alabama | 9-1-0 |
| 5 | Minnesota | 6-2-0 |
| 6 | Villanova | 8-0-1 |
| 7 | Dartmouth | 7-0-2 |
| 8 | LSU | 9-2-0 |
| 9 | Notre Dame | 6-2-1 |
| 10 | Santa Clara | 9-0-0 |
| 11 | Nebraska | 6-1-2 |
| 12 | Yale | 6-1-1 |
| 13 | Ohio State | 6-2-0 |
| 14 | Arkansas | 6-2-2 |
| 15 | Holy Cross | 8-0-2 |
| 16 | TCU | 4-4-2 |
| 17 | Colorado | 8-1-0 |
| 18 | Rice | 6-3-2 |
| 19 | North Carolina | 7-1-1 |
| 20 | Duke | 7-2-1 |

1938

| Date | Record | Rank |
|---------|--------|------|
| Oct. 17 | 4-0-0 | 7 |
| Oct. 24 | 5-0-0 | 4 |
| Oct. 31 | 6-0-0 | 2 |
| Nov. 7 | 7-0-0 | 1 |
| Nov. 14 | 8-0-0 | 2 |
| Nov. 21 | 9-0-0 | 2 |
| Nov. 28 | 10-0-0 | 2 |
| Dec. 5 | 10-0-0 | 1 |

1938 FINAL POLL

| Rank | Team | Record |
|------|-----------------|---------------|
| 1 | TCU | 11-0-0 |
| 2 | Tennessee | 11-0-0 |
| 3 | Duke | 9-1-0 |
| 4 | Oklahoma | 10-1-0 |
| 5 | Notre Dame | 8-1-0 |
| 6 | Carnegie Mellon | 7-2-0 |
| 7 | USC | 9-2-0 |
| 8 | Pittsburgh | 8-2-0 |
| 9 | Holy Cross | 8-1-0 |
| 10 | Minnesota | 6-2-0 |
| 11 | Texas Tech | 10-1-0 |
| 12 | Cornell | 5-1-1 |
| 13 | Alabama | 7-1-1 |

| | | |
|----|--------------|--------|
| 14 | California | 10-1-0 |
| 15 | Fordham | 6-1-2 |
| 16 | Michigan | 6-1-1 |
| 17 | Northwestern | 4-2-2 |
| 18 | Villanova | 8-0-1 |
| 19 | Tulane | 7-2-1 |
| 20 | Dartmouth | 7-2-0 |

1941

| Date | Record | Rank |
|---------|--------|------|
| Nov. 17 | 6-2-0 | 19 |

1942

| Date | Record | Rank |
|---------|--------|------|
| Oct. 12 | 3-0-0 | 17 |
| Oct. 19 | 4-0-0 | 12 |
| Oct. 26 | 5-0-0 | 9 |
| Nov. 16 | 6-2-0 | 18 |

1951

| Date | Record | Rank |
|---------|--------|------|
| Nov. 5 | 5-2-0 | 13 |
| Nov. 12 | 5-2-0 | 13 |
| Nov. 26 | 5-4-0 | 11 |
| Dec. 3 | 6-4-0 | 11 |

1951 FINAL POLL

| Rank | Team | Record |
|------|----------------|--------------|
| 1 | Tennessee | 10-1-0 |
| 2 | Michigan State | 9-0-0 |
| 3 | Maryland | 10-0-0 |
| 4 | Illinois | 9-0-1 |
| 5 | Georgia Tech | 11-0-1 |
| 6 | Princeton | 9-0-0 |
| 7 | Stanford | 9-2-0 |
| 8 | Wisconsin | 7-1-1 |
| 9 | Baylor | 8-2-1 |
| 10 | Oklahoma | 8-2-0 |
| 11 | TCU | 6-5-0 |
| 12 | California | 8-2-0 |
| 13 | Virginia | 8-1-0 |
| 14 | San Francisco | 9-0-0 |
| 15 | Kentucky | 8-4-0 |
| 16 | Boston | 6-4-0 |
| 17 | UCLA | 5-3-1 |
| 18 | Washington St. | 7-3-0 |
| 19 | Holy Cross | 8-2-0 |
| 20 | Clemson | 7-3-0 |

1952

| Date | Record | Rank |
|-----------|--------|------|
| Preseason | 0-0-0 | 9 |

1954

| Date | Record | Rank |
|----------|--------|------|
| Sept. 20 | 1-0-0 | 20 |
| Oct. 18 | 3-2-0 | 20 |
| Oct. 25 | 4-2-0 | 17 |

1955

| Date | Record | Rank |
|----------|--------|------|
| Sept. 26 | 2-0-0 | 10 |
| Oct. 3 | 3-0-0 | 8 |
| Oct. 10 | 4-0-0 | 7 |
| Oct. 17 | 4-1-0 | 18 |
| Oct. 24 | 5-1-0 | 14 |
| Oct. 31 | 6-1-0 | 10 |
| Nov. 7 | 6-1-0 | 8 |
| Nov. 14 | 7-1-0 | 7 |
| Nov. 21 | 8-1-0 | 7 |
| Nov. 28 | 9-1-0 | 6 |

1955 FINAL POLL

| Rank | Team | Record |
|------|----------------|--------------|
| 1 | Oklahoma | 11-0-0 |
| 2 | Michigan State | 9-1-0 |
| 3 | Maryland | 10-1-0 |
| 4 | UCLA | 9-2-0 |
| 5 | Ohio State | 7-2-0 |
| 6 | TCU | 9-2-0 |
| 7 | Georgia Tech | 9-1-1 |

| | | |
|----|---------------|--------|
| 8 | Auburn | 8-2-1 |
| 9 | Notre Dame | 8-2-0 |
| 10 | Ole Miss | 10-1-0 |
| 11 | Pittsburgh | 7-4-0 |
| 12 | Michigan | 7-2-0 |
| 13 | USC | 6-4-0 |
| 14 | Miami (Fla.) | 6-3-0 |
| 15 | Miami (Ohio) | 9-0-0 |
| 16 | Stanford | 6-3-1 |
| 17 | Texas A&M | 7-2-1 |
| 18 | Navy | 6-2-1 |
| 19 | West Virginia | 8-2-0 |
| 20 | Army | 6-3-0 |

1956

| Date | Record | Rank |
|-----------|--------|------|
| Preseason | 0-0-0 | 7 |
| Sept. 24 | 1-0-0 | 4 |
| Oct. 1 | 1-0-0 | 8 |
| Oct. 8 | 2-0-0 | 4 |
| Oct. 15 | 3-0-0 | 4 |
| Oct. 22 | 3-1-0 | 10 |
| Nov. 5 | 4-2-0 | 17 |
| Nov. 19 | 5-3-0 | 18 |
| Nov. 26 | 6-3-0 | 14 |
| Dec. 3 | 7-3-0 | 14 |

1956 FINAL POLL

| Rank | Team | Record |
|------|-------------------|--------------|
| 1 | Oklahoma | 10-0-0 |
| 2 | Tennessee | 10-1-0 |
| 3 | Iowa | 9-1-0 |
| 4 | Georgia Tech | 10-1-0 |
| 5 | Texas A&M | 9-0-1 |
| 6 | Miami (Fla.) | 8-1-1 |
| 7 | Michigan | 7-2-0 |
| 8 | Syracuse | 7-2-0 |
| 9 | Michigan State | 7-2-0 |
| 10 | Oregon State | 7-3-1 |
| 11 | Baylor | 9-2-0 |
| 12 | Minnesota | 6-1-2 |
| 13 | Pittsburgh | 7-3-1 |
| 14 | TCU | 8-3-0 |
| 15 | Ohio State | 6-3-0 |
| 16 | Navy | 6-1-2 |
| 17 | George Washington | 8-1-1 |
| 18 | USC | 8-2-0 |
| 19 | Clemson | 7-2-2 |
| 20 | Colorado | 8-2-1 |

1957

| Date | Record | Rank |
|----------|--------|------|
| Sept. 30 | 1-0-1 | 18 |
| Nov. 11 | 4-2-1 | 17 |

1958

| Date | Record | Rank |
|-----------|--------|------|
| Preseason | 0-0-0 | 8 |
| Sept. 22 | 1-0-0 | 6 |
| Oct. 13 | 3-1-0 | 20 |
| Oct. 20 | 4-1-0 | 16 |
| Oct. 27 | 4-1-0 | 18 |
| Nov. 3 | 5-1-0 | 11 |
| Nov. 10 | 6-1-0 | 9 |
| Nov. 17 | 7-1-0 | 7 |
| Nov. 24 | 8-1-0 | 7 |
| Dec. 1 | 8-2-0 | 10 |

1958 FINAL POLL

| Rank | Team | Record |
|------|------------|--------------|
| 1 | LSU | 11-0-0 |
| 2 | Iowa | 8-1-1 |
| 3 | Army | 8-0-1 |
| 4 | Auburn | 9-0-1 |
| 5 | Oklahoma | 10-1-0 |
| 6 | Air Force | 9-0-2 |
| 7 | Wisconsin | 7-1-1 |
| 8 | Ohio State | 6-1-2 |
| 9 | Syracuse | 8-2-0 |
| 10 | TCU | 8-2-1 |
| 11 | Ole Miss | 9-2-0 |
| 12 | Clemson | 8-3-0 |
| 13 | Purdue | 6-1-2 |
| 14 | Florida | 6-4-1 |

| | | |
|----|----------------|-------|
| 15 | South Carolina | 7-3-0 |
| 16 | California | 7-4-0 |
| 17 | Notre Dame | 6-4-0 |
| 18 | SMU | 6-4-0 |
| 19 | Oklahoma State | 8-3-0 |
| 20 | Rutgers | 8-1-0 |

1959

| Date | Record | Rank |
|-----------|--------|------|
| Preseason | 0-0-0 | 13 |
| Sept. 21 | 1-0-0 | 9 |
| Oct. 19 | 3-2-0 | 16 |
| Oct. 26 | 4-2-0 | 15 |
| Nov. 2 | 5-2-0 | 17 |
| Nov. 9 | 5-2-0 | 18 |
| Nov. 16 | 6-2-0 | 10 |
| Nov. 23 | 7-2-0 | 8 |
| Nov. 30 | 8-2-0 | 7 |
| Dec. 7 | 8-2-0 | 7 |

1959 FINAL POLL

| Rank | Team | Record |
|------|------------|--------------|
| 1 | Syracuse | 11-0-0 |
| 2 | Ole Miss | 10-1-0 |
| 3 | LSU | 9-2-0 |
| 4 | Texas | 9-2-0 |
| 5 | Georgia | 10-1-0 |
| 6 | Wisconsin | 7-3-0 |
| 7 | TCU | 8-3-0 |
| 8 | Washington | 10-1-0 |
| 9 | Arkansas | 9-2-0 |
| 10 | Alabama | 7-2-2 |
| 11 | Clemson | 9-2-0 |
| 12 | Penn State | 9-2-0 |
| 13 | Illinois | 5-3-1 |
| 14 | USC | 8-2-0 |
| 15 | Oklahoma | 7-3-0 |
| 16 | Wyoming | 9-1-0 |
| 17 | Notre Dame | 5-5-0 |
| 18 | Missouri | 6-5-0 |
| 19 | Florida | 5-4-1 |
| 20 | Pittsburgh | 6-4-0 |

1960

| Date | Record | Rank |
|-----------|--------|------|
| Preseason | 0-0-0 | 11 |

1984

| Date | Record | Rank |
|---------|--------|------|
| Oct. 31 | 6-1-0 | 20 |
| Nov. 7 | 7-1-0 | 15 |
| Nov. 14 | 8-1-0 | 12 |
| Nov. 21 | 8-2-0 | 17 |

1990

| Date | Record | Rank |
|---------|--------|------|
| Oct. 23 | 5-1-0 | 24 |

2000

| Date | Record | Rank |
|------------|--------|------|
| Preseason | 0-0 | 20 |
| Aug. 28 | 0-0 | 20 |
| Sept. 3 | 0-0 | 22 |
| Sept. 10 | 1-0 | 20 |
| Sept. 17 | 2-0 | 18 |
| Sept. 24 | 3-0 | 16 |
| Oct. 1 | 4-0 | 14 |
| Oct. 8 | 5-0 | 12 |
| Oct. 15 | 5-0 | 11 |
| Oct. 22 | 6-0 | 11 |
| Oct. 29 | 7-0 | 9 |
| Nov. 5 | 7-1 | 18 |
| Nov. 12 | 8-1 | 15 |
| Nov. 19 | 9-1 | 13 |
| Nov. 26 | 10-1 | 13 |
| Dec. 3 | 10-1 | 13 |
| Postseason | 10-2 | 21 |

TCU IN THE ASSOCIATED PRESS POLL

2000 FINAL POLL

| Rank | Team | Record |
|------|-------------------|-------------|
| 1 | Oklahoma | 13-0 |
| 2 | Miami (Fla.) | 11-1 |
| 3 | Washington | 11-1 |
| 4 | Oregon State | 11-1 |
| 5 | Florida State | 11-2 |
| 6 | Virginia Tech | 11-1 |
| 7 | Oregon | 10-2 |
| 8 | Nebraska | 10-2 |
| 9 | Kansas State | 11-3 |
| 10 | Florida | 10-3 |
| 11 | Michigan | 9-3 |
| 12 | Texas | 9-3 |
| 13 | Purdue | 8-4 |
| 14 | Colorado State | 10-2 |
| 15 | Notre Dame | 9-3 |
| 16 | Clemson | 9-3 |
| 17 | Georgia Tech | 9-3 |
| 18 | Auburn | 9-4 |
| 19 | South Carolina | 8-4 |
| 20 | Georgia | 8-4 |
| 21 | TCU | 10-2 |
| 22 | LSU | 8-4 |
| 23 | Wisconsin | 9-4 |
| 24 | Mississippi State | 8-4 |
| 25 | Iowa State | 9-3 |

2002

| Date | Record | Rank |
|---------|--------|------|
| Nov. 10 | 7-1 | 25 |
| Nov. 17 | 8-1 | 22 |

2002 FINAL POLL

| Rank | Team | Record |
|------|------------------|-------------|
| 1 | Ohio State | 14-0 |
| 2 | Miami (Fla.) | 12-1 |
| 3 | Georgia | 13-1 |
| 4 | USC | 11-2 |
| 5 | Oklahoma | 12-2 |
| 6 | Texas | 11-2 |
| 7 | Kansas State | 11-2 |
| 8 | Iowa | 11-2 |
| 9 | Michigan | 10-3 |
| 10 | Washington St. | 10-3 |
| 11 | Alabama | 10-3 |
| 12 | N.Carolina State | 11-3 |
| 13 | Maryland | 11-3 |
| 14 | Auburn | 9-4 |
| 15 | Boise State | 12-1 |
| 16 | Penn State | 9-4 |
| 17 | Notre Dame | 10-3 |
| 18 | Virginia Tech | 10-4 |
| 19 | Pittsburgh | 9-4 |
| 20 | Colorado | 9-5 |
| 21 | Florida State | 9-5 |
| 22 | Virginia | 9-5 |
| 23 | TCU | 10-2 |
| 24 | Marshall | 11-2 |
| 25 | West Virginia | 9-4 |

2003

| Date | Record | Rank |
|-----------|--------|------|
| Preseason | 0-0 | 25 |
| Sept. 1 | 0-0 | 25 |
| Sept. 7 | 2-0 | 22 |
| Sept. 14 | 2-0 | 20 |
| Sept. 21 | 3-0 | 19 |
| Sept. 28 | 4-0 | 20 |
| Oct. 5 | 5-0 | T18 |
| Oct. 12 | 6-0 | 16 |
| Oct. 19 | 7-0 | 15 |
| Oct. 26 | 8-0 | 15 |
| Nov. 2 | 8-0 | 13 |
| Nov. 9 | 9-0 | 10 |
| Nov. 16 | 10-0 | 10 |
| Nov. 23 | 10-1 | 19 |
| Nov. 30 | 11-1 | T18 |
| Dec. 7 | 11-1 | T18 |

2003 FINAL POLL

| Rank | Team | Record |
|------|------------------|-------------|
| 1 | USC | 12-1 |
| 2 | LSU | 13-1 |
| 3 | Oklahoma | 12-2 |
| 4 | Ohio State | 11-2 |
| 5 | Miami | 11-2 |
| 6 | Michigan | 10-3 |
| 7 | Georgia | 11-3 |
| 8 | Iowa | 10-3 |
| 9 | Washington State | 10-3 |
| 10 | Miami (Ohio) | 13-1 |
| 11 | Florida State | 10-3 |
| 12 | Texas | 10-3 |
| 13 | Ole Miss | 10-3 |
| 14 | Kansas State | 11-4 |
| 15 | Tennessee | 10-3 |
| 16 | Boise State | 13-1 |
| 17 | Maryland | 10-3 |
| 18 | Purdue | 9-4 |
| 19 | Nebraska | 10-3 |
| 20 | Minnesota | 10-3 |
| 21 | Utah | 10-2 |
| 22 | Clemson | 9-4 |
| 23 | Bowling Green | 11-3 |
| 24 | Florida | 8-5 |
| 25 | TCU | 11-2 |

2005

| Date | Record | Rank |
|------------|--------|------|
| Sept. 5 | 1-0 | 22 |
| Oct. 10 | 5-1 | 25 |
| Oct. 17 | 6-1 | 21 |
| Oct. 24 | 7-1 | 20 |
| Oct. 31 | 8-1 | 20 |
| Nov. 7 | 9-1 | 18 |
| Nov. 14 | 10-1 | 15 |
| Nov. 21 | 10-1 | 15 |
| Nov. 28 | 10-1 | 15 |
| Dec. 5 | 10-1 | 14 |
| Postseason | 11-1 | 11 |

2005 FINAL POLL

| Rank | Team | Record |
|------|----------------|-------------|
| 1 | Texas | 13-0 |
| 2 | USC | 12-1 |
| 3 | Penn State | 11-1 |
| 4 | Ohio State | 10-2 |
| 5 | West Virginia | 11-1 |
| 6 | LSU | 11-2 |
| 7 | Virginia Tech | 11-2 |
| 8 | Alabama | 10-2 |
| 9 | Notre Dame | 9-3 |
| 10 | Georgia | 10-3 |
| 11 | TCU | 11-1 |
| 12 | Florida | 9-3 |
| 12 | Oregon | 10-2 |
| 14 | Auburn | 9-3 |
| 15 | Wisconsin | 10-3 |
| 16 | UCLA | 10-2 |
| 17 | Miami (Fla.) | 9-3 |
| 18 | Boston College | 9-3 |
| 19 | Louisville | 9-3 |
| 20 | Texas Tech | 9-3 |
| 21 | Clemson | 8-4 |
| 22 | Oklahoma | 8-4 |
| 23 | Florida State | 8-5 |
| 24 | Nebraska | 8-4 |
| 25 | California | 8-4 |

2006

| Date | Record | Rank |
|-----------|--------|------|
| Preseason | 0-0 | 21 |
| Sept. 4 | 1-0 | 22 |
| Sept. 11 | 2-0 | 20 |
| Sept. 18 | 3-0 | 16 |
| Sept. 25 | 3-0 | 17 |
| Dec. 4 | 10-2 | 25 |

2006 FINAL POLL

| Rank | Team | Record |
|------|----------------|-------------|
| 1 | Florida | 13-1 |
| 2 | Ohio State | 12-1 |
| 3 | LSU | 11-2 |
| 4 | USC | 11-2 |
| 5 | Boise State | 13-0 |
| 6 | Louisville | 12-1 |
| 7 | Wisconsin | 12-1 |
| 8 | Michigan | 11-2 |
| 9 | Auburn | 11-2 |
| 10 | West Virginia | 11-2 |
| 11 | Oklahoma | 11-3 |
| 12 | Rutgers | 11-2 |
| 13 | Texas | 10-3 |
| 14 | California | 10-3 |
| 15 | Arkansas | 10-4 |
| 16 | BYU | 11-2 |
| 17 | Notre Dame | 10-3 |
| 18 | Wake Forest | 11-3 |
| 19 | Virginia Tech | 10-3 |
| 20 | Boston College | 10-3 |
| 21 | Oregon State | 10-4 |
| 22 | TCU | 11-2 |
| 23 | Georgia | 9-4 |
| 24 | Penn State | 9-4 |
| 25 | Tennessee | 9-4 |

2007

| Date | Record | Rnk |
|-----------|--------|-----|
| Preseason | 0-0 | 22 |
| Sept. 2 | 1-0 | 19 |

2008

| Date | Record | Rank |
|------------|--------|------|
| Sept. 21 | 4-0 | 24 |
| Oct. 19 | 7-1 | 15 |
| Oct. 26 | 8-1 | 12 |
| Nov. 2 | 9-1 | 11 |
| Nov. 9 | 9-2 | 15 |
| Nov. 16 | 9-2 | 15 |
| Nov. 23 | 10-2 | 14 |
| Nov. 30 | 10-2 | 11 |
| Dec. 7 | 10-2 | 11 |
| Postseason | 11-2 | 7 |

2008 FINAL POLL

| Rank | Team | Record |
|------|----------------|-------------|
| 1 | Florida (60) | 13-1 |
| 2 | USC | 12-1 |
| 3 | Texas | 12-1 |
| 4 | Utah (I) | 13-0 |
| 5 | Oklahoma | 12-2 |
| 6 | Alabama | 12-2 |
| 7 | TCU | 11-2 |
| 8 | Penn State | 11-2 |
| 9 | Oregon | 10-3 |
| 10 | Georgia | 10-3 |
| 11 | Ohio State | 10-3 |
| 12 | Texas Tech | 11-2 |
| 13 | Boise State | 12-1 |
| 14 | Virginia Tech | 10-4 |
| 15 | Ole Miss | 9-4 |
| 16 | Missouri | 10-4 |
| 17 | Cincinnati | 11-2 |
| 18 | Oklahoma State | 9-4 |
| 19 | Oregon State | 9-4 |
| 20 | Iowa | 9-4 |
| 21 | BYU | 10-3 |
| 22 | Georgia Tech | 9-4 |
| 23 | Florida State | 9-4 |
| 24 | Michigan State | 9-4 |
| 25 | California | 9-4 |

2009

| Date | Record | Rank |
|-----------|--------|------|
| Preseason | 0-0 | 17 |
| Sept. 6 | 0-0 | 16 |
| Sept. 13 | 1-0 | 15 |
| Sept. 20 | 2-0 | 15 |
| Sept. 27 | 3-0 | 11 |
| Oct. 4 | 4-0 | 10 |
| Oct. 11 | 5-0 | 12 |
| Oct. 18 | 6-0 | 10 |

| | | |
|------------|------|---|
| Oct. 25 | 7-0 | 8 |
| Nov. 1 | 8-0 | 6 |
| Nov. 8 | 9-0 | 4 |
| Nov. 15 | 10-0 | 4 |
| Nov. 22 | 11-0 | 4 |
| Nov. 29 | 12-0 | 4 |
| Dec. 6 | 12-0 | 4 |
| Postseason | 12-1 | 6 |

2009 FINAL POLL

| Rank | Team | Record |
|------|------------------|-------------|
| 1 | Alabama (60) | 14-0 |
| 2 | Texas | 13-1 |
| 3 | Florida | 13-1 |
| 4 | Boise State | 14-0 |
| 5 | Ohio State | 11-2 |
| 6 | TCU | 12-1 |
| 7 | Iowa | 11-2 |
| 8 | Cincinnati | 12-1 |
| 9 | Penn State | 11-2 |
| 10 | Virginia Tech | 10-3 |
| 11 | Oregon | 10-3 |
| 12 | Brigham Young | 11-2 |
| 13 | Georgia Tech | 11-3 |
| 14 | Nebraska | 10-4 |
| 15 | Pittsburgh | 10-3 |
| 16 | Wisconsin | 10-3 |
| 17 | LSU | 9-4 |
| 18 | Utah | 10-3 |
| 19 | Miami (FL) | 9-4 |
| 20 | Ole Miss | 9-4 |
| 21 | Texas Tech | 9-4 |
| 22 | USC | 9-4 |
| 23 | Central Michigan | 12-2 |
| 24 | Clemson | 9-5 |
| 25 | West Virginia | 9-4 |

2010

| Date | Record | Rank |
|------------|--------|------|
| Preseason | 0-0 | 6 |
| Sept. 5 | 1-0 | 4 |
| Sept. 12 | 2-0 | 4 |
| Sept. 19 | 3-0 | 4 |
| Sept. 26 | 4-0 | 5 |
| Oct. 3 | 5-0 | 5 |
| Oct. 10 | 6-0 | 4 |
| Oct. 17 | 7-0 | 5 |
| Oct. 24 | 8-0 | 4 |
| Oct. 31 | 9-0 | 3 |
| Nov. 7 | 10-0 | 3 |
| Nov. 14 | 11-0 | 3 |
| Nov. 21 | 11-0 | 3 |
| Nov. 28 | 12-0 | 3 |
| Dec. 5 | 12-0 | 3 |
| Postseason | 13-0 | 2 |

2010 FINAL POLL

| Rank | Team | Record |
|------|----------------------|-------------|
| 1 | Auburn (56) | 14-0 |
| 2 | TCU (I) | 13-0 |
| 3 | Oregon | 12-1 |
| 4 | Stanford | 12-1 |
| 5 | Ohio State | 12-1 |
| 6 | Oklahoma | 12-2 |
| 7 | Boise State | 12-1 |
| 8 | LSU | 11-2 |
| 9 | Wisconsin | 11-2 |
| 10 | Oklahoma State | 11-2 |
| 11 | Alabama | 10-3 |
| 12 | Arkansas | 10-3 |
| 13 | Nevada | 13-1 |
| 14 | Michigan State | 11-2 |
| 15 | Virginia Tech | 11-3 |
| 16 | Florida State | 10-4 |
| 17 | Mississippi State | 9-4 |
| 18 | Missouri | 10-3 |
| 19 | Nebraska | 10-4 |
| 20 | Central Florida | 11-3 |
| 21 | Texas A&M | 9-4 |
| 22 | South Carolina | 9-5 |
| 23 | Utah | 10-3 |
| 24 | Maryland | 9-4 |
| 25 | North Carolina State | 9-4 |

2011

| Date | Record | Rank |
|------------|--------|------|
| Preseason | 0-0 | 14 |
| Sept. 4 | 0-1 | 25 |
| Sept. 11 | 1-1 | 23 |
| Sept. 18 | 2-1 | 20 |
| Sept. 25 | 3-1 | 20 |
| Nov. 13 | 8-2 | 19 |
| Nov. 20 | 9-2 | 19 |
| Nov. 27 | 9-2 | 18 |
| Dec. 4 | 10-2 | 16 |
| Postseason | 11-2 | 14 |

2011 FINAL POLL

| Rank | Team | Record |
|------|--------------------|-------------|
| 1. | Alabama | 12-1 |
| 2. | LSU (1) | 13-1 |
| 3. | Oklahoma State (4) | 12-1 |
| 4. | Oregon | 12-2 |
| 5. | Arkansas | 11-2 |
| 6. | USC | 10-2 |
| 7. | Stanford | 11-2 |
| 8. | Boise State | 12-1 |
| 9. | South Carolina | 11-2 |
| 10. | Wisconsin | 11-3 |
| 11. | Michigan State | 11-3 |
| 12. | Michigan | 11-2 |
| 13. | Baylor | 10-3 |
| 14. | TCU | 11-2 |
| 15. | Kansas State | 10-3 |
| 16. | Oklahoma | 10-3 |
| 17. | West Virginia | 10-3 |
| 18. | Houston | 13-1 |
| 19. | Georgia | 10-4 |
| 20. | Southern Miss | 12-2 |
| 21. | Virginia Tech | 11-3 |
| 22. | Clemson | 10-4 |
| 23. | Florida State | 9-4 |
| 24. | Nebraska | 9-4 |
| 25. | Cincinnati | 10-3 |

2012

| Date | Record | Rank |
|-----------|--------|------|
| Preseason | 0-0 | 20 |
| Sept. 2 | 0-0 | 20 |
| Sept. 9 | 1-0 | 16 |
| Sept. 16 | 2-0 | 17 |
| Sept. 23 | 3-0 | 15 |
| Sept. 30 | 4-0 | 15 |

2013

| Date | Record | Rank |
|-----------|--------|------|
| Preseason | 0-0 | 20 |
| Sept. 1 | 0-1 | 24 |
| Sept. 8 | 1-1 | 24 |

2014

| Date | Record | Rank |
|------------|--------|------|
| Sept. 28 | 3-0 | 25 |
| Oct. 5 | 4-0 | 9 |
| Oct. 12 | 4-1 | 12 |
| Oct. 19 | 5-1 | 10 |
| Oct. 26 | 6-1 | 10 |
| Nov. 2 | 7-1 | 6 |
| Nov. 9 | 8-1 | 5 |
| Nov. 16 | 9-1 | 5 |
| Nov. 23 | 9-1 | 6 |
| Nov. 30 | 10-1 | 4 |
| Dec. 7 | 11-1 | 6 |
| Postseason | 12-1 | 3 |

2014 FINAL POLL

| Rank | Team | Record |
|------|-------------------|-------------|
| 1. | Ohio State (59) | 14-1 |
| 2. | Oregon | 13-2 |
| 3. | TCU | 12-1 |
| 4. | Alabama | 12-2 |
| 5. | Michigan State | 13-1 |
| 5. | Florida State | 13-1 |
| 7. | Baylor | 11-2 |
| 8. | Georgia Tech | 11-3 |
| 9. | Georgia | 10-3 |
| 10. | UCLA | 10-3 |
| 11. | Mississippi State | 10-3 |
| 12. | Arizona State | 10-3 |

| | | |
|-----|--------------|------|
| 13. | Wisconsin | 11-3 |
| 14. | Missouri | 11-3 |
| 15. | Clemson | 10-3 |
| 16. | Boise State | 12-2 |
| 17. | Ole Miss | 9-4 |
| 18. | Kansas State | 9-4 |
| 19. | Arizona | 10-4 |
| 20. | USC | 9-4 |
| 21. | Utah | 9-4 |
| 22. | Auburn | 8-5 |
| 23. | Marshall | 13-1 |
| 24. | Louisville | 9-4 |
| 25. | Memphis | 10-3 |

2015

| Date | Record | Rank |
|------------|--------|------|
| Preseason | 0-0 | 2 |
| Sept. 8 | 1-0 | 3 |
| Sept. 13 | 2-0 | 3 |
| Sept. 20 | 3-0 | 3 |
| Sept. 27 | 4-0 | 4 |
| Oct. 4 | 5-0 | 2 |
| Oct. 11 | 6-0 | 3 |
| Oct. 18 | 7-0 | 4 |
| Oct. 25 | 7-0 | 5 |
| Nov. 1 | 8-0 | 5 |
| Nov. 8 | 8-1 | 13 |
| Nov. 15 | 9-1 | 11 |
| Nov. 22 | 9-2 | 15 |
| Nov. 29 | 10-2 | 11 |
| Dec. 6 | 10-2 | 11 |
| Postseason | 11-2 | 7 |

2015 FINAL POLL

| Rank | Team | Record |
|------|------------------|-------------|
| 1. | Alabama (61) | 14-1 |
| 2. | Clemson | 14-1 |
| 3. | Stanford | 12-2 |
| 4. | Ohio State | 12-1 |
| 5. | Oklahoma | 11-2 |
| 5. | Michigan State | 12-2 |
| 7. | TCU | 11-2 |
| 8. | Houston | 13-1 |
| 9. | Iowa | 12-2 |
| 10. | Ole Miss | 10-3 |
| 11. | Notre Dame | 10-3 |
| 12. | Michigan | 10-3 |
| 13. | Baylor | 10-3 |
| 14. | Florida State | 10-3 |
| 15. | North Carolina | 11-3 |
| 16. | LSU | 9-3 |
| 17. | Utah | 10-3 |
| 18. | Navy | 11-2 |
| 19. | Oregon | 9-4 |
| 20. | Oklahoma State | 10-3 |
| 21. | Wisconsin | 10-3 |
| 22. | Tennessee | 9-4 |
| 23. | Northwestern | 10-3 |
| 24. | Western Kentucky | 12-2 |
| 25. | Florida | 10-4 |

2016

| Date | Record | Rank |
|-----------|--------|------|
| Preseason | 0-0 | 13 |
| Sept. 5 | 1-0 | 15 |
| Oct. 3 | 3-1 | 21 |

2017

| Date | Record | Rank |
|------------|--------|------|
| Sept. 4 | 1-0 | 23 |
| Sept. 11 | 2-0 | 20 |
| Sept. 18 | 3-0 | 16 |
| Sept. 25 | 4-0 | 9 |
| Oct. 2 | 4-0 | 8 |
| Oct. 9 | 5-0 | 6 |
| Oct. 16 | 6-0 | 4 |
| Oct. 23 | 7-0 | 4 |
| Oct. 30 | 7-1 | 10 |
| Nov. 6 | 8-1 | 8 |
| Nov. 13 | 8-2 | 11 |
| Nov. 20 | 9-2 | 10 |
| Nov. 27 | 10-2 | 10 |
| Dec. 4 | 10-3 | 13 |
| Postseason | 11-3 | 9 |

2017 FINAL POLL

| Rank | Team | Record |
|------|-------------------|-------------|
| 1. | Alabama (57) | 13-1 |
| 2. | Georgia | 13-2 |
| 3. | Oklahoma | 12-2 |
| 4. | Clemson | 12-2 |
| 5. | Ohio State | 12-2 |
| 6. | UCF (4) | 13-0 |
| 7. | Wisconsin | 13-1 |
| 8. | Penn State | 11-2 |
| 9. | TCU | 11-3 |
| 10. | Auburn | 10-4 |
| 11. | Notre Dame | 10-3 |
| 12. | USC | 11-3 |
| 13. | Miami (FL) | 10-3 |
| 14. | Oklahoma State | 10-3 |
| 15. | Michigan State | 10-3 |
| 16. | Washington | 10-3 |
| 17. | Northwestern | 10-3 |
| 18. | LSU | 9-4 |
| 19. | Mississippi State | 9-4 |
| 20. | Stanford | 9-5 |
| 21. | South Florida | 10-2 |
| 22. | Boise State | 11-3 |
| 23. | NC State | 9-4 |
| 24. | Virginia Tech | 9-4 |
| 25. | Memphis | 10-3 |

2018

| Date | Record | Rank |
|-----------|--------|------|
| Preseason | 0-0 | 16 |
| Sept. 3 | 1-0 | 16 |
| Sept. 8 | 2-0 | 15 |
| Sept. 16 | 2-1 | 17 |

2019

| Date | Record | Rank |
|----------|--------|------|
| Sept. 15 | 2-0 | 25 |

2022

| Date | Record | Rank |
|------------|--------|------|
| Oct. 2 | 4-0 | 17 |
| Oct. 9 | 5-0 | 13 |
| Oct. 16 | 6-0 | 8 |
| Oct. 23 | 7-0 | 7 |
| Nov. 1 | 8-0 | 7 |
| Nov. 6 | 9-0 | 4 |
| Nov. 13 | 10-0 | 4 |
| Nov. 20 | 11-0 | 4 |
| Nov. 27 | 12-0 | 3 |
| Dec. 4 | 12-1 | 3 |
| Postseason | 13-2 | 2 |

2022 FINAL POLL

| Rank | Team | Record |
|------|-------------------|-------------|
| 1. | Georgia | 15-0 |
| 2. | TCU | 13-2 |
| 3. | Michigan | 13-1 |
| 4. | Ohio State | 11-2 |
| 5. | Alabama | 11-2 |
| 6. | Tennessee | 11-2 |
| 7. | Penn State | 11-2 |
| 8. | Washington | 11-2 |
| 9. | Tulane | 12-2 |
| 10. | Utah | 10-4 |
| 11. | Florida State | 10-3 |
| 12. | USC | 11-3 |
| 13. | Clemson | 11-3 |
| 14. | Kansas State | 10-4 |
| 15. | Oregon | 10-3 |
| 16. | LSU | 10-4 |
| 17. | Oregon State | 10-3 |
| 18. | Notre Dame | 9-4 |
| 19. | Troy | 12-2 |
| 20. | Mississippi State | 9-4 |
| 21. | UCLA | 9-4 |
| 22. | Pittsburgh | 9-4 |
| 23. | South Carolina | 8-5 |
| 24. | Fresno State | 10-4 |
| 25. | Texas | 8-5 |

2023

| Date | Record | Rank |
|-----------|--------|------|
| Preseason | 0-0 | 17 |

ALL-TIME SERIES RECORDS

| Opponent | Games | W | L | T | First | Last |
|-------------------------|-------|----|----|---|-------|------|
| Ahilene Christian | 2 | 2 | 0 | 0 | 1923 | 1930 |
| Air Force | 11 | 8 | 2 | 1 | 1958 | 2011 |
| Alabama | 5 | 3 | 2 | 0 | 1955 | 1975 |
| Arizona | 3 | 2 | 1 | 0 | 1999 | 2024 |
| Arizona State | 2 | 0 | 2 | 0 | 1974 | 1975 |
| Arkansas | 70 | 25 | 43 | 2 | 1920 | 2017 |
| Arkansas-Pine Bluff | 1 | 1 | 0 | 0 | 2019 | 2019 |
| Arkansas State | 2 | 2 | 0 | 0 | 1999 | 2000 |
| Army | 6 | 6 | 0 | 0 | 2001 | 2006 |
| Auburn | 3 | 0 | 3 | 0 | 1966 | 1981 |
| Austin College | 23 | 18 | 5 | 0 | 1905 | 1933 |
| Ball State | 1 | 1 | 0 | 0 | 1991 | 1991 |
| Baylor | 120 | 59 | 54 | 7 | 1899 | 2024 |
| Boise State | 4 | 2 | 2 | 0 | 2003 | 2011 |
| Boston College | 2 | 1 | 1 | 0 | 1987 | 1988 |
| Bowling Green | 1 | 1 | 0 | 0 | 1988 | 1988 |
| Britten Training School | 1 | 1 | 0 | 0 | 1912 | 1912 |
| Burleson College | 1 | 1 | 0 | 0 | 1913 | 1913 |
| BYU | 12 | 7 | 5 | 0 | 1987 | 2023 |
| California | 2 | 2 | 0 | 0 | 2018 | 2021 |
| Carnegie Tech | 1 | 1 | 0 | 0 | 1938 | 1938 |
| Carruthers Field | 1 | 0 | 1 | 0 | 1918 | 1918 |
| Centenary | 13 | 8 | 4 | 1 | 1923 | 1941 |
| Centre College | 1 | 0 | 1 | 0 | 1920 | 1920 |
| Chatham AFB | 1 | 1 | 0 | 0 | 1944 | 1944 |
| Cincinnati | 4 | 2 | 2 | 0 | 2002 | 2024 |
| Clemson | 4 | 2 | 2 | 0 | 1959 | 2009 |
| Colorado | 2 | 1 | 1 | 0 | 2022 | 2023 |
| Colorado State | 9 | 8 | 1 | 0 | 1998 | 2011 |
| Dallas University | 3 | 1 | 2 | 0 | 1913 | 1922 |
| Daniel Baker | 15 | 11 | 4 | 0 | 1903 | 1934 |
| Deaf & Dumb Institute | 2 | 2 | 0 | 0 | 1906 | 1908 |
| Decatur Baptist | 1 | 0 | 1 | 0 | 1919 | 1919 |
| Detroit | 1 | 0 | 1 | 0 | 1940 | 1940 |
| Duquesne | 1 | 1 | 0 | 0 | 2021 | 2021 |
| East Carolina | 3 | 1 | 2 | 0 | 1999 | 2002 |
| East Dallas | 1 | 1 | 0 | 0 | 1897 | 1897 |
| East Texas State | 4 | 4 | 0 | 0 | 1924 | 1930 |
| Epworth | 1 | 0 | 1 | 0 | 1910 | 1910 |
| First Texas Artillery | 1 | 1 | 0 | 0 | 1917 | 1917 |
| Florida State | 3 | 2 | 1 | 0 | 1963 | 1965 |
| Fordham | 2 | 0 | 2 | 0 | 1937 | 1941 |
| Fort Worth Central H.S. | 1 | 1 | 0 | 0 | 1911 | 1911 |
| Fort Worth University | 6 | 2 | 2 | 2 | 1897 | 1907 |
| Fresno State | 3 | 2 | 1 | 0 | 1998 | 2000 |
| Georgia | 5 | 0 | 5 | 0 | 1941 | 2022 |
| Georgia Tech | 2 | 0 | 2 | 0 | 1967 | 1968 |
| Grambling State | 1 | 1 | 0 | 0 | 2012 | 2012 |
| Hardin-Simmons | 12 | 9 | 1 | 2 | 1920 | 1933 |
| Haskell | 1 | 0 | 1 | 0 | 1921 | 1921 |
| Hawai'i | 2 | 2 | 0 | 0 | 1999 | 2000 |
| Houston | 27 | 13 | 14 | 0 | 1976 | 2024 |
| Houston Heavyweight's | 2 | 0 | 1 | 1 | 1896 | 1896 |
| Howard Payne | 8 | 6 | 2 | 0 | 1912 | 1936 |
| Idaho | 1 | 1 | 0 | 0 | 1973 | 1973 |
| Indiana | 4 | 4 | 0 | 0 | 1941 | 1972 |
| Iowa | 3 | 1 | 2 | 0 | 1958 | 1968 |
| Iowa State | 15 | 9 | 6 | 0 | 1995 | 2023 |
| Jackson State | 1 | 1 | 0 | 0 | 2017 | 2017 |
| Kansas | 40 | 27 | 9 | 4 | 1942 | 2024 |
| Kansas State | 18 | 8 | 10 | 0 | 1922 | 2023 |
| Kentucky | 1 | 0 | 1 | 0 | 1951 | 1951 |
| LIU | 1 | 1 | 0 | 0 | 2024 | 2024 |
| Louisiana | 1 | 1 | 0 | 0 | 2024 | 2024 |
| Louisiana-Monroe | 1 | 1 | 0 | 0 | 2011 | 2011 |
| Louisiana Tech | 2 | 2 | 0 | 0 | 2011 | 2020 |
| Louisville | 4 | 3 | 1 | 0 | 2001 | 2004 |
| Loyola-New Orleans | 2 | 2 | 0 | 0 | 1934 | 1935 |
| LSU | 9 | 2 | 6 | 1 | 1931 | 2013 |
| Marquette | 4 | 4 | 0 | 0 | 1936 | 1958 |
| Memphis | 1 | 1 | 0 | 0 | 2002 | 2002 |
| Meridian | 2 | 2 | 0 | 0 | 1916 | 1917 |
| Miami (Fla.) | 9 | 3 | 6 | 0 | 1946 | 1992 |
| Michigan | 1 | 1 | 0 | 0 | 2022 | 2022 |
| Michigan State | 2 | 0 | 2 | 0 | 1953 | 2012 |
| Minnesota | 3 | 2 | 1 | 0 | 1974 | 2015 |
| Ole Miss | 7 | 2 | 5 | 0 | 1947 | 2014 |
| Mississippi State | 1 | 0 | 0 | 1 | 1936 | 1936 |
| Missouri | 2 | 1 | 1 | 0 | 1989 | 1990 |
| Missouri Osteopaths | 2 | 2 | 0 | 0 | 1920 | 1921 |
| Navy | 2 | 2 | 0 | 0 | 2000 | 2003 |

| Opponent | Games | W | L | T | First | Last |
|--------------------------|-------|-----|-----|----|-------|------|
| Nebraska | 7 | 1 | 6 | 0 | 1951 | 2001 |
| Nevada | 1 | 1 | 0 | 0 | 2000 | 2000 |
| New Mexico | 13 | 10 | 3 | 0 | 1991 | 2011 |
| Nicholls | 1 | 1 | 0 | 0 | 2023 | 2023 |
| North Carolina | 3 | 0 | 3 | 0 | 1940 | 1997 |
| North Dakota | 1 | 1 | 0 | 0 | 1933 | 1933 |
| North Texas | 18 | 16 | 2 | 0 | 1913 | 2002 |
| Northern Illinois | 1 | 1 | 0 | 0 | 2006 | 2006 |
| Northwestern | 4 | 3 | 1 | 0 | 1999 | 2004 |
| Northwestern State (La.) | 1 | 0 | 1 | 0 | 2001 | 2001 |
| Notre Dame | 1 | 0 | 1 | 0 | 1972 | 1972 |
| Ohio State | 7 | 1 | 5 | 1 | 1937 | 2018 |
| Oklahoma | 24 | 6 | 18 | 0 | 1944 | 2023 |
| Oklahoma State (A&M) | 34 | 15 | 17 | 2 | 1915 | 2024 |
| Oregon | 3 | 2 | 1 | 0 | 1977 | 2015 |
| Oregon State | 1 | 1 | 0 | 0 | 2010 | 2010 |
| Penn State | 4 | 1 | 3 | 0 | 1942 | 1942 |
| Pensacola NAS | 1 | 1 | 0 | 0 | 1920 | 1921 |
| Phillips University | 2 | 1 | 0 | 1 | 1920 | 1920 |
| Pittsburgh | 2 | 1 | 0 | 1 | 1959 | 1960 |
| Polytechnic | 5 | 3 | 1 | 1 | 1909 | 1912 |
| Portland State | 1 | 1 | 0 | 0 | 2011 | 2011 |
| Purdue | 3 | 1 | 2 | 0 | 1969 | 2019 |
| Rice | 79 | 41 | 35 | 3 | 1914 | 2000 |
| Samford | 1 | 1 | 0 | 0 | 2014 | 2014 |
| San Diego State | 7 | 7 | 0 | 0 | 2005 | 2011 |
| San Jose State | 2 | 1 | 1 | 0 | 1999 | 2000 |
| Santa Clara | 3 | 3 | 0 | 0 | 1934 | 1936 |
| Second Texas 132nd | 1 | 0 | 1 | 0 | 1917 | 1917 |
| SMU | 103 | 53 | 43 | 7 | 1915 | 2024 |
| South Dakota State | 1 | 1 | 0 | 0 | 2016 | 2016 |
| South Plains AAF | 1 | 1 | 0 | 0 | 1944 | 1944 |
| Southeast Oklahoma | 1 | 1 | 0 | 0 | 1920 | 1920 |
| Southeastern Louisiana | 1 | 1 | 0 | 0 | 2013 | 2013 |
| Southern | 1 | 1 | 0 | 0 | 2018 | 2018 |
| Southern Miss | 6 | 4 | 2 | 0 | 1989 | 2004 |
| Southwest Oklahoma | 3 | 2 | 0 | 1 | 1911 | 1913 |
| Southwestern State | 1 | 0 | 1 | 0 | 1916 | 1916 |
| Southwestern U. | 11 | 7 | 4 | 0 | 1908 | 1920 |
| Stanford | 4 | 4 | 0 | 0 | 2007 | 2024 |
| Stephen F. Austin | 2 | 2 | 0 | 0 | 2008 | 2015 |
| Syracuse | 1 | 1 | 0 | 0 | 1956 | 1956 |
| Taylor | 1 | 1 | 0 | 0 | 1901 | 1901 |
| Temple | 2 | 1 | 1 | 0 | 1938 | 1939 |
| Tennessee | 2 | 0 | 2 | 0 | 1973 | 1976 |
| Tennessee Tech | 1 | 1 | 0 | 0 | 2010 | 2010 |
| Texas | 94 | 28 | 65 | 1 | 1897 | 2023 |
| Texas A&M | 92 | 29 | 56 | 7 | 1897 | 2001 |
| Texas Military | 1 | 1 | 0 | 0 | 1931 | 1931 |
| Texas State | 1 | 1 | 0 | 0 | 2009 | 2009 |
| Texas Tech | 67 | 31 | 33 | 3 | 1926 | 2024 |
| Toby's Business College | 2 | 2 | 0 | 0 | 1896 | 898 |
| Trinity | 23 | 16 | 4 | 3 | 1901 | 1952 |
| Tulane | 12 | 8 | 4 | 0 | 1978 | 2004 |
| Tulsa | 19 | 14 | 5 | 0 | 1922 | 2000 |
| UAB | 3 | 1 | 2 | 0 | 2001 | 2004 |
| UC Davis | 1 | 1 | 0 | 0 | 2006 | 2006 |
| UCF | 1 | 0 | 1 | 0 | 2024 | 2024 |
| UCLA | 4 | 1 | 3 | 0 | 1939 | 1961 |
| UNLV | 10 | 9 | 1 | 0 | 1996 | 2011 |
| USC | 5 | 3 | 2 | 0 | 1951 | 1998 |
| USF | 2 | 1 | 1 | 0 | 2003 | 2004 |
| Utah | 9 | 4 | 5 | 0 | 1996 | 2024 |
| Utah State | 3 | 2 | 0 | 1 | 1981 | 1984 |
| UT Arlington | 8 | 6 | 2 | 0 | 1970 | 1981 |
| UTEP (Texas-El Paso) | 5 | 3 | 2 | 0 | 1965 | 2000 |
| Vanderbilt | 4 | 3 | 1 | 0 | 1995 | 2003 |
| Virginia | 3 | 2 | 1 | 0 | 1994 | 2012 |
| Wake Forest | 1 | 1 | 0 | 0 | 1952 | 1952 |
| Washington | 1 | 0 | 1 | 0 | 1971 | 1971 |
| Washington State | 2 | 1 | 1 | 0 | 1953 | 1990 |
| Western Michigan | 1 | 0 | 0 | 1 | 1992 | 1992 |
| West Texas State | 1 | 1 | 0 | 0 | 1921 | 1921 |
| West Virginia | 13 | 5 | 8 | 0 | 1984 | 2023 |
| Wisconsin | 2 | 1 | 0 | 1 | 1970 | 2010 |
| Wyoming | 8 | 6 | 2 | 0 | 1998 | 2011 |
| YMCA | 1 | 1 | 0 | 0 | 1913 | 1913 |
| Ill Ambulance | 1 | 1 | 0 | 0 | 1917 | 1917 |
| Totals | 1,329 | 694 | 578 | 57 | 1896 | 2024 |

Bold - 2025 opponents

ALL-TIME SERIES RESULTS

ABILENE CHRISTIAN (2-0-0)

| | | |
|------|------|---|
| 1925 | 21-9 | W |
| 1930 | 62-0 | W |

AIR FORCE (8-2-1)

| | | |
|------|--------------|---|
| 1958 | vs. 0-0* | T |
| 1987 | @ 10-21 | L |
| 1989 | 27-9 | W |
| 1998 | 35-34 | W |
| 2005 | @ 48-10 | W |
| 2006 | 38-14 | W |
| 2007 | @ 17-20 (OT) | L |
| 2008 | 44-10 | W |
| 2009 | @ 20-17 | W |
| 2010 | 38-7 | W |
| 2011 | @ 35-19 | W |

*Cotton Bowl

ALABAMA (3-2-0)

| | | |
|------|--------|---|
| 1955 | @ 21-0 | W |
| 1956 | @ 23-6 | W |
| 1957 | 28-0 | W |
| 1974 | @ 3-41 | L |
| 1975 | @ 0-45 | L |

ARIZONA (2-1-0)

| | | |
|------|--------------|---|
| 1999 | 31-35 | L |
| 2003 | @ 13-10 (OT) | W |
| 2024 | 49-28 | W |

ARIZONA STATE (0-2-0)

| | | |
|------|--------|---|
| 1974 | @ 7-37 | L |
| 1975 | 10-33 | L |

ARKANSAS (25-43-2)

| | | |
|------|----------------|---|
| 1920 | @ 19-2 | W |
| 1921 | 19-14 | W |
| 1924 | 0-20 | L |
| 1925 | 3-0 | W |
| 1926 | @ 10-7 | W |
| 1927 | 3-10 | L |
| 1930 | 40-0 | W |
| 1931 | @ 7-0 | W |
| 1932 | 34-12 | W |
| 1933 | 0-13 (forfeit) | W |
| 1934 | 10-24 | L |
| 1935 | @ 13-7 | W |
| 1936 | 18-14 | W |
| 1937 | @ 7-7 | T |
| 1938 | 21-14 | W |
| 1939 | @ 13-14 | L |
| 1940 | 20-0 | W |
| 1941 | @ 9-0 | W |
| 1942 | 13-6 | W |
| 1943 | 13-0 | W |
| 1944 | 6-6 | T |
| 1945 | @ 14-27 | L |
| 1946 | 14-34 | L |
| 1947 | @ 0-6 | L |
| 1948 | 14-27 | L |
| 1949 | @ 7-27 | L |
| 1950 | 13-6 | W |
| 1951 | vs. 17-7* | W |
| 1952 | 13-7 | W |
| 1953 | @ 6-13 | L |
| 1954 | 13-20 | L |
| 1955 | @ 26-0 | W |
| 1956 | 41-6 | W |
| 1957 | vs. 7-20* | L |
| 1958 | 12-7 | W |
| 1959 | @ 0-3 | L |
| 1960 | 0-7 | L |
| 1961 | vs. 3-28* | L |
| 1962 | 14-42 | L |
| 1963 | @ 3-18 | L |
| 1964 | 6-29 | L |
| 1965 | vs. 0-28* | L |
| 1966 | 0-21 | L |
| 1967 | @ 0-26 | L |
| 1968 | 7-17 | L |
| 1969 | @ 6-24 | L |
| 1970 | 14-49 | L |
| 1971 | @ 15-49 | L |
| 1972 | 13-27 | L |
| 1973 | @ 5-13 | L |
| 1974 | 0-49 | L |
| 1975 | @ 8-19 | L |
| 1976 | @ 14-46 | L |
| 1977 | 6-42 | L |
| 1978 | @ 3-42 | L |

| | | |
|------|-------------|---|
| 1979 | 13-16 | L |
| 1980 | @ 7-44 | L |
| 1981 | 28-24 | W |
| 1982 | @ 0-35 | L |
| 1983 | 21-38 | L |
| 1984 | @ 32-31 | W |
| 1985 | 0-41 | L |
| 1986 | @ 17-34 | L |
| 1987 | 10-20 | L |
| 1988 | @ 10-53 | L |
| 1989 | 19-41 | L |
| 1990 | vs. 54-26* | W |
| 1991 | 21-22 | L |
| 2016 | 38-41 (2OT) | L |
| 2017 | @ 28-7 | W |

*Little Rock

ARKANSAS-PINE BLUFF (1-0-0)

| | | |
|------|------|---|
| 2019 | 39-7 | W |
|------|------|---|

ARKANSAS STATE (2-0-0)

| | | |
|------|---------|---|
| 1999 | @ 24-21 | W |
| 2000 | 52-3 | W |

ARMY (6-0-0)

| | | |
|------|---------|---|
| 2001 | 38-20 | W |
| 2002 | @ 46-27 | W |
| 2003 | 27-0 | W |
| 2004 | @ 21-17 | W |
| 2005 | 38-17 | W |
| 2006 | @ 31-17 | W |

AUBURN (0-3-0)

| | | |
|------|---------|---|
| 1966 | @ 6-7 | L |
| 1980 | 7-10 | L |
| 1981 | @ 16-24 | L |

AUSTIN COLLEGE (18-5-0)

| | | |
|------|--------|---|
| 1905 | @ 21-0 | W |
| 1907 | @ 27-0 | W |
| 1909 | @ 18-3 | W |
| 1911 | @ 0-39 | L |
| 1911 | 8-18 | L |
| 1912 | @ 7-0 | W |
| 1914 | 13-0 | W |
| 1915 | @ 28-0 | W |
| 1916 | 28-2 | W |
| 1917 | @ 59-0 | W |
| 1918 | 25-0 | W |
| 1919 | @ 0-6 | L |
| 1920 | 9-7 | W |
| 1922 | @ 7-20 | L |
| 1923 | 0-26 | L |
| 1925 | 21-0 | W |
| 1926 | 7-0 | W |
| 1927 | 20-13 | W |
| 1928 | 21-0 | W |
| 1930 | 33-7 | W |
| 1931 | 38-0 | W |
| 1932 | 68-0 | W |
| 1933 | @ 33-0 | W |

BALL STATE (1-0-0)

| | | |
|------|-------|---|
| 1991 | 22-16 | W |
|------|-------|---|

BAYLOR (59-54-7)

| | | |
|------|---------|---|
| 1899 | @ 0-0 | T |
| 1901 | 0-36 | L |
| 1901 | 0-42 | L |
| 1902 | 0-0 | T |
| 1902 | 0-6 | L |
| 1902 | 0-20 | L |
| 1903 | 0-14 | L |
| 1903 | 0-5 | L |
| 1904 | 0-0 | T |
| 1904 | 0-17 | L |
| 1904 | @ 5-0 | W |
| 1905 | 16-0 | W |
| 1905 | 6-10 | L |
| 1905 | 17-0 | W |
| 1907 | 6-6 | T |
| 1907 | @ 11-10 | W |
| 1907 | @ 8-16 | L |
| 1908 | 15-0 | W |
| 1908 | 10-6 | W |
| 1908 | 8-23 | L |
| 1909 | @ 9-0 | W |
| 1909 | @ 11-0 | W |
| 1909 | @ 3-6 | L |
| 1910 | @ 0-52 | L |

| | | |
|------|-------------|---|
| 1910 | 3-10 | L |
| 1911 | @ 0-12 | L |
| 1912 | 22-0 | W |
| 1914 | @ 14-28 | L |
| 1915 | @ 0-51 | L |
| 1916 | 14-32 | L |
| 1917 | 34-0 | W |
| 1918 | @ 12-7 | W |
| 1919 | 0-7 | L |
| 1920 | @ 21-9 | W |
| 1925 | vs. 7-7* | T |
| 1926 | vs. 7-7 * | T |
| 1927 | @ 14-0 | W |
| 1928 | 6-7 | L |
| 1929 | @ 34-7 | W |
| 1930 | 14-35 | L |
| 1931 | @ 19-6 | W |
| 1932 | 27-0 | W |
| 1933 | @ 0-7 | L |
| 1934 | 34-12 | W |
| 1935 | @ 28-0 | W |
| 1936 | 28-0 | W |
| 1937 | @ 0-6 | L |
| 1938 | 39-7 | W |
| 1939 | @ 0-27 | L |
| 1940 | 14-12 | W |
| 1941 | @ 23-12 | W |
| 1942 | 7-10 | L |
| 1945 | @ 7-6 | W |
| 1946 | 19-16 | W |
| 1947 | @ 14-7 | W |
| 1948 | 3-6 | L |
| 1949 | @ 14-40 | L |
| 1950 | 14-20 | L |
| 1951 | @ 20-7 | W |
| 1952 | 20-20 | T |
| 1953 | @ 7-25 | L |
| 1954 | 7-12 | L |
| 1955 | @ 28-6 | W |
| 1956 | 7-6 | W |
| 1957 | @ 19-6 | W |
| 1958 | 22-0 | W |
| 1959 | @ 14-0 | W |
| 1960 | 14-6 | W |
| 1961 | @ 14-28 | L |
| 1962 | 28-26 | W |
| 1963 | @ 13-32 | L |
| 1964 | 17-14 | W |
| 1965 | @ 10-7 | W |
| 1966 | 6-0 | W |
| 1967 | @ 29-7 | W |
| 1968 | 47-14 | W |
| 1969 | @ 31-14 | W |
| 1970 | 24-17 | W |
| 1971 | @ 34-27 | W |
| 1972 | 9-42 | L |
| 1973 | @ 34-28 | W |
| 1974 | 7-21 | L |
| 1975 | @ 6-24 | L |
| 1976 | 19-24 | L |
| 1977 | @ 9-48 | L |
| 1978 | 21-28 | L |
| 1979 | @ 3-16 | L |
| 1980 | 6-21 | L |
| 1981 | @ 21-34 | L |
| 1982 | 38-14 | W |
| 1983 | @ 21-56 | L |
| 1984 | 38-28 | W |
| 1985 | @ 0-45 | L |
| 1986 | 17-28 | L |
| 1987 | @ 24-0 | W |
| 1988 | 24-14 | W |
| 1989 | @ 9-27 | L |
| 1990 | 21-27 | L |
| 1991 | @ 9-26 | L |
| 1992 | 20-41 | L |
| 1993 | @ 38-13 | W |
| 1994 | 18-44 | L |
| 1995 | @ 24-27 | L |
| 2006 | @ 17-7 | W |
| 2007 | 27-0 | W |
| 2010 | 45-10 | W |
| 2011 | @ 48-50 | L |
| 2012 | @ 49-21 | W |
| 2013 | 38-41 | L |
| 2014 | @ 58-61 | L |
| 2015 | 28-21 (2OT) | W |
| 2016 | @ 62-22 | W |
| 2017 | 45-22 | W |
| 2018 | @ 16-9 | W |

| | | |
|------|-------------|---|
| 2019 | 23-29 (3OT) | L |
| 2020 | @ 33-23 | W |
| 2021 | 30-28 | W |
| 2022 | @ 29-28 | W |
| 2023 | 42-17 | W |
| 2024 | @ 34-37 | L |

*Dallas

BOISE STATE (2-2-0)

| | | |
|------|------------|---|
| 2003 | vs. 31-34* | L |
| 2008 | vs. 17-161 | W |
| 2009 | vs. 10-17^ | L |
| 2011 | @ 36-35 | W |

*Fort Worth Bowl | Poinsettia Bowl | *Fiesta Bowl

BOSTON COLLEGE (1-1-0)

| | | |
|------|---------|---|
| 1987 | @ 20-38 | L |
| 1988 | 31-17 | W |

BOWLING GREEN (1-0-0)

| | | |
|------|-------|---|
| 1988 | 49-12 | W |
|------|-------|---|

BRITTEN TRAINING SCHOOL (1-0-0)

| | | |
|------|--------|---|
| 1912 | @ 16-0 | W |
|------|--------|---|

BURLESON COLLEGE (1-0-0)

| | | |
|------|--------|---|
| 1913 | @ 25-0 | W |
|------|--------|---|

BYU (7-5-0)

| | | |
|------|--------------|---|
| 1987 | 33-12 | W |
| 1988 | @ 18-31 | L |
| 1996 | 21-45 | L |
| 1997 | 10-31 | L |
| 2005 | @ 51-50 (OT) | W |
| 2006 | 17-31 | L |
| 2007 | @ 22-27 | L |
| 2008 | 32-7 | W |
| 2009 | @ 38-7 | W |
| 2010 | 31-3 | W |
| 2011 | vs. 38-28* | W |
| 2023 | 44-11 | W |

*at Cowboys Stadium

CALIFORNIA (2-0-0)

| | | |
|------|----------------|---|
| 2018 | vs. 10-7 (OT)* | W |
| 2021 | 34-32 | W |

*Cheez-It Bowl

CARNEGIE TECH (1-0-0)

| | | |
|------|-----------|---|
| 1938 | vs. 15-7* | W |
|------|-----------|---|

*Sugar Bowl

CARRUTHERS FIELD (0-1-0)

| | | |
|------|-----|---|
| 1918 | 6-7 | L |
|------|-----|---|

CENTENARY (8-4-1)

| | | |
|------|--------|---|
| 1923 | 0-23 | L |
| 1926 | 24-14 | W |
| 1927 | @ 3-7 | L |
| 1929 | @ 28-0 | W |
| 1933 | @ 0-0 | T |
| 1934 | @ 0-13 | L |
| 1935 | @ 27-7 | W |
| 1936 | 26-0 | W |
| 1937 | @ 9-10 | L |
| 1938 | 13-0 | W |
| 1939 | @ 21-0 | W |
| 1940 | 41-6 | W |
| 1941 | 35-7 | W |

CENTRE COLLEGE (0-1-0)

| | | |
|------|-----------|---|
| 1920 | vs. 7-63* | L |
|------|-----------|---|

*Fort Worth Classic

CHATHAM AAF (1-0-0)

| | | |
|------|--------|---|
| 1944 | @ 19-7 | W |
|------|--------|---|

CINCINNATI (2-2-0)

| | | |
|------|--------------|---|
| 2002 | @ 29-36 (OT) | L |
| 2003 | 43-10 | W |
| 2004 | @ 10-21 | L |
| 2024 | @ 20-13 | W |

CLEMSON (2-2-0)

| | | |
|------|-----------|---|
| 1959 | vs. 7-23* | L |
| 1964 | 14-10 | W |
| 1965 | @ 0-3 | L |
| 2009 | @ 14-10 | W |

*Bluebonnet Bowl

HORNED FROGS™

ALL-TIME SERIES RESULTS

COLORADO (1-1-0)

| | | |
|------|---------|---|
| 2022 | @ 38-13 | W |
| 2023 | 42-45 | L |

COLORADO STATE (8-1-0)

| | | |
|------|-----------|---|
| 1998 | @ 21-42 | L |
| 2002 | vs. 17-3* | W |
| 2005 | 33-6 | W |
| 2006 | @ 45-14 | W |
| 2007 | 24-12 | W |
| 2008 | @ 13-7 | W |
| 2009 | 44-6 | W |
| 2010 | @ 27-0 | W |
| 2011 | 34-10 | W |

*AXA Liberty Bowl

DALLAS UNIV. (1-2-0)

| | | |
|------|--------|---|
| 1913 | 0-10 | L |
| 1913 | @ 0-6 | L |
| 1922 | @ 21-6 | W |

DANIEL BAKER (11-4-0)

| | | |
|------|--------|---|
| 1903 | @ 5-10 | L |
| 1906 | @ 0-4 | L |
| 1914 | @ 0-33 | L |
| 1916 | @ 23-0 | W |
| 1922 | 13-21 | L |
| 1923 | 47-6 | W |
| 1924 | 13-12 | W |
| 1925 | 12-0 | W |
| 1926 | 5-3 | W |
| 1927 | 27-0 | W |
| 1928 | 21-0 | W |
| 1929 | 61-0 | W |
| 1932 | 55-0 | W |
| 1933 | @ 28-6 | W |
| 1934 | @ 33-7 | W |

DEAF & DUMB INST. (2-0-0)

| | | |
|------|------|---|
| 1906 | 17-6 | W |
| 1908 | 59-0 | W |

DECATUR BAPTIST (0-1-0)

| | | |
|------|--------|---|
| 1919 | @ 0-20 | L |
|------|--------|---|

DETROIT (0-1-0)

| | | |
|------|-------|---|
| 1940 | @ 0-3 | L |
|------|-------|---|

DUQUESNE (1-0-0)

| | | |
|------|------|---|
| 2021 | 45-3 | W |
|------|------|---|

EAST CAROLINA (1-2-0)

| | | |
|------|------------|---|
| 1999 | vs. 28-14* | W |
| 2001 | 30-37 | L |
| 2002 | @ 28-31 | L |

*Mobile Alabama Bowl

EAST DALLAS (1-0-0)

| | | |
|------|-------|---|
| 1897 | @ 6-0 | W |
|------|-------|---|

EAST TEXAS STATE (4-0-0)

| | | |
|------|------|---|
| 1924 | 43-0 | W |
| 1925 | 31-0 | W |
| 1928 | 21-0 | W |
| 1930 | 40-0 | W |

EPWORTH (0-1-0)

| | | |
|------|------|---|
| 1910 | 0-30 | L |
|------|------|---|

FIRST TEXAS ARTILLERY (1-0-0)

| | | |
|------|------|---|
| 1917 | 14-7 | W |
|------|------|---|

FLORIDA STATE (2-1-0)

| | | |
|------|--------|---|
| 1963 | @ 13-0 | W |
| 1964 | 0-10 | L |
| 1965 | 7-3 | W |

FORDHAM (0-2-0)

| | | |
|------|---------|---|
| 1937 | @ 6-7 | L |
| 1941 | @ 14-28 | L |

FT. WORTH CENTRAL HS (1-0-0)

| | | |
|------|------|---|
| 1911 | 24-0 | W |
|------|------|---|

FORT WORTH UNIV. (2-2-2)

| | | |
|------|--------|---|
| 1897 | @ 32-0 | W |
| 1898 | 0-0 | T |
| 1904 | @ 0-4 | L |
| 1906 | 0-6 | L |
| 1906 | 9-6 | W |

| | | |
|------|-----|---|
| 1907 | 0-0 | T |
|------|-----|---|

FRESNO STATE (2-1-0)

| | | |
|------|--------------|---|
| 1998 | 21-10 | W |
| 1999 | @ 19-28 (OT) | L |
| 2000 | 24-7 | W |

GEORGIA (0-5-0)

| | | |
|------|------------|---|
| 1941 | vs. 26-40* | L |
| 1980 | @ 3-34 | L |
| 1988 | @ 10-38 | L |
| 2016 | 23-31^ | L |
| 2022 | 7-65# | L |

*Orange Bowl | ^AutoZone Liberty Bowl II #College

Football Playoff National Championship

GEORGIA TECH (0-2-0)

| | | |
|------|--------|---|
| 1967 | @ 9-24 | L |
| 1968 | @ 7-17 | L |

GRAMBLING STATE (1-0-0)

| | | |
|------|------|---|
| 2012 | 56-0 | W |
|------|------|---|

HARDIN-SIMMONS (9-1-2)

| | | |
|------|----------|---|
| 1920 | 31-2 | W |
| 1921 | @ 7-10 | L |
| 1922 | vs. 7-7* | T |
| 1923 | 16-0 | W |
| 1924 | @ 7-0 | W |
| 1925 | 28-16 | W |
| 1928 | @ 19-3 | W |
| 1929 | @ 20-0 | W |
| 1930 | @ 0-0 | T |
| 1931 | @ 6-0 | W |
| 1932 | @ 27-0 | W |
| 1933 | 20-0 | W |

*Dallas

HASKELL (0-1-0)

| | | |
|------|------|---|
| 1921 | 0-14 | L |
|------|------|---|

HAWAII (2-0-0)

| | | |
|------|---------|---|
| 1999 | @ 34-14 | W |
| 2000 | 41-21 | W |

HOUSTON (13-14-0)

| | | |
|------|------------|---|
| 1976 | @ 21-49 | L |
| 1977 | 14-42 | L |
| 1978 | @ 6-63 | L |
| 1979 | 10-21 | L |
| 1980 | @ 5-37 | L |
| 1981 | 16-20 | L |
| 1982 | @ 27-31 | L |
| 1983 | 21-28 | L |
| 1984 | @ 21-14 | W |
| 1985 | 21-26 | L |
| 1986 | @ 30-14 | W |
| 1987 | 35-7 | W |
| 1988 | @ 12-40 | L |
| 1989 | 10-55 | L |
| 1990 | @ 35-56 | L |
| 1991 | 49-45 | W |
| 1992 | @ 46-49 | L |
| 1993 | 38-10 | W |
| 1994 | @ 31-10 | W |
| 1995 | 31-21 | W |
| 2001 | @ 34-17 | W |
| 2002 | 34-17 | W |
| 2003 | @ 62-55 | W |
| 2004 | 34-27 | W |
| 2007 | vs. 20-13* | W |
| 2023 | @ 36-13 | W |
| 2024 | 19-30 | L |

*Texas Bowl

HOUSTON HEAVYWEIGHTS (0-1-1)

| | | |
|------|--------|---|
| 1896 | @ 0-22 | L |
| 1896 | 0-0 | T |

HOWARD PAYNE (6-2-0)

| | | |
|------|--------|---|
| 1912 | 53-0 | W |
| 1913 | @ 6-0 | W |
| 1914 | @ 14-0 | W |
| 1916 | @ 42-0 | W |
| 1922 | 14-26 | L |
| 1923 | @ 7-20 | L |
| 1935 | 41-0 | W |
| 1936 | @ 6-0 | W |

IDAHO (1-0-0)

| | | |
|------|-------|---|
| 1973 | 30-14 | W |
|------|-------|---|

INDIANA (4-0-0)

| | | |
|------|---------|---|
| 1941 | @ 20-14 | W |
| 1948 | @ 7-6 | W |
| 1949 | @ 13-6 | W |
| 1972 | @ 31-28 | W |

IOWA (1-2-0)

| | | |
|------|--------|---|
| 1958 | @ 0-17 | L |
| 1967 | @ 9-24 | L |
| 1968 | 28-17 | W |

IOWA STATE (9-6-0)

| | | |
|------|------------|---|
| 1995 | 27-10 | W |
| 1998 | @ 31-21 | W |
| 2005 | vs. 27-24* | W |
| 2012 | 23-37 | L |
| 2013 | @ 21-17 | W |
| 2014 | 55-3 | W |
| 2015 | @ 45-21 | W |
| 2016 | 41-20 | W |
| 2017 | @ 7-14 | L |
| 2018 | 17-14 | W |
| 2019 | @ 24-49 | L |
| 2020 | 34-37 | L |
| 2021 | @ 14-48 | L |
| 2022 | 62-14 | W |
| 2023 | @ 14-27 | L |

*EVL.net Houston Bowl

JACKSON STATE (1-0-0)

| | | |
|------|------|---|
| 2017 | 63-0 | W |
|------|------|---|

KANSAS (26-9-4)

| | | |
|------|----------|---|
| 1942 | 41-6 | W |
| 1944 | vs. 7-0* | W |
| 1945 | 18-0* | W |
| 1946 | vs. 0-0* | T |
| 1947 | vs. 0-0* | T |
| 1948 | @ 14-13 | W |
| 1949 | @ 28-0 | W |
| 1950 | @ 14-7 | W |
| 1951 | 13-27 | L |
| 1952 | @ 0-13 | L |
| 1953 | 13-0 | W |
| 1954 | @ 27-6 | W |
| 1955 | 47-14 | W |
| 1956 | @ 32-0 | W |
| 1957 | 13-13 | T |
| 1958 | @ 42-0 | W |
| 1959 | 14-7 | W |
| 1960 | @ 7-21 | L |
| 1961 | 17-16 | W |
| 1962 | @ 6-3 | W |
| 1963 | 10-6 | W |
| 1964 | @ 3-7 | L |
| 1962 | @ 19-30 | L |
| 1983 | 16-16 | T |
| 1994 | 31-21 | W |
| 1995 | @ 20-38 | L |
| 1996 | 17-52 | L |
| 1997 | @ 10-17 | L |
| 2012 | @ 20-6 | W |
| 2013 | 27-17 | W |
| 2014 | @ 34-30 | W |
| 2015 | 23-17 | W |
| 2016 | @ 24-23 | W |
| 2017 | 43-0 | W |
| 2018 | @ 26-27 | L |
| 2019 | 51-14 | W |
| 2020 | @ 59-23 | W |
| 2021 | 31-28 | W |
| 2022 | @ 38-31 | W |
| 2024 | @ 38-27 | W |

*Kansas City

KANSAS STATE (8-10-0)

| | | |
|------|---------|---|
| 1922 | @ 0-45 | L |
| 1983 | @ 3-20 | L |
| 1984 | 42-10 | W |
| 1985 | @ 24-22 | W |
| 1986 | 35-22 | W |
| 2012 | 10-23 | L |
| 2013 | @ 31-33 | L |
| 2014 | 41-20 | W |
| 2015 | @ 52-45 | W |
| 2016 | 6-30 | L |
| 2017 | @ 26-6 | W |

| | | |
|------|-------------|---|
| 2018 | 14-13 | W |
| 2019 | @ 17-24 | L |
| 2020 | 14-21 | L |
| 2021 | @ 12-31 | L |
| 2022 | 38-28 | W |
| 2022 | 28-31* (OT) | L |
| 2023 | @ 3-41 | L |

*Big 12 Championship (Arlington)

KENTUCKY (0-1-0)

| | | |
|------|-----------|---|
| 1951 | vs. 7-20* | L |
|------|-----------|---|

*Cotton Bowl

LIU (1-0-0)

| | | |
|------|------|---|
| 2024 | 45-0 | W |
|------|------|---|

LOUISIANA (1-0-0)

| | | |
|------|-----------|---|
| 2024 | vs. 34-3* | W |
|------|-----------|---|

*Isleta New Mexico Bowl

LOUISIANA-MONROE (1-0-0)

| | | |
|------|-------|---|
| 2011 | 38-17 | W |
|------|-------|---|

LOUISIANA TECH (2-0-0)

| | | |
|------|------------|---|
| 2011 | vs. 31-24* | W |
| 2020 | 52-10 | W |

*Poinsettia Bowl

LOUISVILLE (3-1-0)

| | | |
|------|---------|---|
| 2001 | 37-22 | W |
| 2002 | @ 45-31 | W |
| 2003 | 31-28 | W |
| 2004 | @ 28-55 | L |

LOYOLA-NEW ORLEANS (2-0-0)

| | | |
|------|--------|---|
| 1934 | @ 7-0 | W |
| 1935 | @ 14-0 | W |

LSU (2-6-1)

| | | |
|------|------------|---|
| 1931 | 3-0 | W |
| 1932 | @ 3-3 | T |
| 1935 | vs. 3-2* | W |
| 1943 | @ 0-14 | L |
| 1959 | @ 0-10 | L |
| 1962 | @ 0-5 | L |
| 1963 | @ 14-28 | L |
| 1968 | @ 7-10 | L |
| 2013 | vs. 27-37# | L |

*Sugar Bowl | #Cowboys Classic (Arlington)

MARQUETTE (4-0-0)

| | | |
|------|-----------|---|
| 1936 | vs. 16-6* | W |
| 1938 | @ 21-0 | W |
| 1957 | @ 26-7 | W |
| 1958 | 36-8 | W |

*Cotton Bowl

MEMPHIS (1-0-0)

| | | |
|------|-------|---|
| 2002 | 27-20 | W |
|------|-------|---|

MERIDIAN (2-0-0)

| | | |
|------|-------|---|
| 1916 | @ 7-0 | W |
| 1917 | 20-0 | W |

MIAMI (FLA.) (3-6-0)

| | | |
|------|---------|---|
| 1946 | @ 12-20 | L |
| 1947 | @ 19-6 | W |
| 1955 | @ 21-19 | W |
| 1956 | 0-14 | L |
| 1962 | @ 20-21 | L |
| 1969 | @ 9-14 | L |
| 1976 | @ 0-49 | L |
| 1977 | 21-17 | W |
| 1992 | @ 10-45 | L |

MICHIGAN (1-0-0)

| | | |
|------|---------|---|
| 2022 | @ 51-45 | W |
|------|---------|---|

*College Football Playoff Semifinal at Fiesta Bowl

MICHIGAN STATE (0-2-0)

| |
|------|
| 1953 |
|------|

ALL-TIME SERIES RESULTS

OLE MISS (2-5-0)

| | | |
|------|------------|---|
| 1947 | vs. 9-13* | L |
| 1949 | 33-27 | W |
| 1950 | @ 7-19 | L |
| 1955 | vs. 13-14# | L |
| 1982 | @ 9-27 | L |
| 1983 | 7-20 | L |
| 2014 | vs. 42-3^ | W |

*Delta Bowl | *Cotton Bowl | *Peach Bowl

MISSISSIPPI STATE (0-0-1)

| | | |
|------|----------|---|
| 1936 | vs. 0-0* | T |
|------|----------|---|

*Dallas

MISSOURI (1-1-0)

| | | |
|------|---------|---|
| 1989 | @ 10-14 | L |
| 1990 | @ 20-19 | W |

MISSOURI OSTEOPATHS (2-0-0)

| | | |
|------|------|---|
| 1920 | 19-3 | W |
| 1921 | 7-0 | W |

NAVY (2-0-0)

| | | |
|------|--------|---|
| 2000 | @ 24-0 | W |
| 2003 | 17-3 | W |

NEBRASKA (1-6-0)

| | | |
|------|---------|---|
| 1951 | @ 28-7 | W |
| 1965 | @ 14-34 | L |
| 1966 | @ 10-14 | L |
| 1967 | 0-29 | L |
| 1975 | @ 14-56 | L |
| 1976 | @ 10-64 | L |
| 2001 | @ 7-21 | L |

NEVADA (1-0-0)

| | | |
|------|---------|---|
| 2000 | @ 41-10 | W |
|------|---------|---|

NEW MEXICO (10-3-0)

| | | |
|------|---------|---|
| 1991 | 60-7 | W |
| 1992 | @ 7-24 | L |
| 1993 | 35-34 | W |
| 1994 | @ 44-29 | W |
| 1996 | @ 7-27 | L |
| 1997 | 10-40 | L |
| 2005 | 49-28 | W |
| 2006 | @ 27-21 | W |
| 2007 | 37-0 | W |
| 2008 | @ 26-3 | W |
| 2009 | 51-10 | W |
| 2010 | @ 66-17 | W |
| 2011 | 69-0 | W |

NICHOLLS (1-0-0)

| | | |
|------|------|---|
| 2023 | 41-6 | W |
|------|------|---|

NORTH CAROLINA (0-3-0)

| | | |
|------|---------|---|
| 1940 | @ 14-21 | L |
| 1994 | @ 17-27 | L |
| 1997 | 10-31 | L |

NORTH DAKOTA (1-0-0)

| | | |
|------|------|---|
| 1933 | 19-7 | W |
|------|------|---|

NORTH TEXAS/STATE (16-2-0)

| | | |
|------|--------|---|
| 1913 | @ 13-0 | W |
| 1914 | 40-0 | W |
| 1918 | 39-0 | W |
| 1919 | 6-14 | L |
| 1929 | 25-0 | W |
| 1930 | @ 47-0 | W |
| 1931 | 33-6 | W |
| 1932 | 14-2 | W |
| 1933 | @ 13-0 | W |
| 1934 | 27-0 | W |
| 1935 | 28-11 | W |
| 1984 | 34-3 | W |
| 1985 | 14-10 | W |
| 1986 | 20-24 | L |
| 1987 | 19-10 | W |
| 1999 | 27-3 | W |
| 2001 | @ 19-5 | W |
| 2002 | 16-10 | W |

NORTHERN ILLINOIS (1-0-0)

| | | |
|------|-----------|---|
| 2006 | vs. 37-7* | W |
|------|-----------|---|

*Poinsettia Bowl

NORTHWESTERN (3-1-0)

| | | |
|------|-------------|---|
| 1999 | @ 7-17 | L |
| 2000 | 41-14 | W |
| 2002 | @ 48-24 | W |
| 2004 | 48-45 (20T) | W |

NORTHWESTERN STATE (0-1-0)

| | | |
|------|------------|---|
| 2001 | 24-27 (OT) | L |
|------|------------|---|

NOTRE DAME (0-1-0)

| | | |
|------|--------|---|
| 1972 | @ 0-21 | L |
|------|--------|---|

OHIO STATE (1-5-1)

| | | |
|------|------------|---|
| 1937 | @ 0-14 | L |
| 1957 | @ 18-14 | W |
| 1961 | @ 7-7 | T |
| 1966 | @ 7-14 | L |
| 1969 | @ 0-62 | L |
| 1973 | @ 3-37 | L |
| 2018 | vs. 28-40* | L |

*at Cowboys Stadium (Advocate Showdown)

OKLAHOMA (6-18-0)

| | | |
|------|------------|---|
| 1944 | vs. 19-34* | L |
| 1945 | 13-7 | W |
| 1946 | 12-14 | L |
| 1947 | @ 20-7 | W |
| 1948 | 18-21 | L |
| 1954 | @ 16-21 | L |
| 1993 | 3-35 | L |
| 1996 | @ 20-7 | W |
| 1998 | 9-10 | L |
| 2005 | @ 17-10 | W |
| 2008 | @ 10-35 | L |
| 2012 | 17-24 | L |
| 2013 | @ 17-20 | L |
| 2014 | 37-33 | W |
| 2015 | @ 29-30 | L |
| 2016 | 46-52 | L |
| 2017 | @ 20-38 | L |
| 2017 | vs. 17-41# | L |
| 2018 | 27-52 | L |
| 2019 | @ 24-28 | L |
| 2020 | 14-33 | L |
| 2021 | @ 31-52 | L |
| 2022 | 55-24 | W |
| 2023 | @ 45-69 | L |

* Oklahoma City | #Big 12 Championship (Arlington)

OKLAHOMA SCHOOL OF MINES (1-0-0)

| | | |
|------|------|---|
| 1914 | 20-0 | W |
|------|------|---|

OKLAHOMA STATE/AGM (15-17-2)

| | | |
|------|-----------------|---|
| 1915 | 0-13 | L |
| 1919 | 7-14 | L |
| 1921 | @ 21-28 | L |
| 1922 | 22-14 | W |
| 1923 | @ 7-6 | W |
| 1924 | 17-10 | W |
| 1925 | @ 7-22 | L |
| 1926 | 3-0 | W |
| 1943 | vs. 25-0* | W |
| 1944 | vs. 0-34# | L |
| 1945 | 12-25 | L |
| 1946 | vs. 6-7* | L |
| 1947 | 7-14 | L |
| 1948 | @ 21-14 | W |
| 1949 | 33-33 | T |
| 1950 | @ 7-18 | L |
| 1970 | @ 20-34 | L |
| 1971 | 14-14 | T |
| 1990 | 31-21 | W |
| 1991 | @ 24-21 | W |
| 1992 | 13-11 | W |
| 1993 | @ 22-27 | L |
| 2012 | @ 14-36 | L |
| 2013 | @ 10-24 | L |
| 2014 | 42-9 | W |
| 2015 | @ 29-49 | L |
| 2016 | 6-31 | L |
| 2017 | @ 44-31 | W |
| 2018 | 31-24 | W |
| 2019 | @ 27-34 | L |
| 2020 | 29-22 | W |
| 2021 | @ 17-63 | L |
| 2022 | vs. 43-40 (20T) | W |
| 2024 | 38-13 | W |

*Oklahoma City | #Cotton Bowl

OREGON (2-1-0)

| | | |
|------|------------------|---|
| 1977 | 24-29 | L |
| 1978 | @ 14-10 | W |
| 2015 | vs. 47-41* (30T) | W |

*Valero Alamo Bowl

OREGON STATE (1-0-0)

| | | |
|------|------------|---|
| 2010 | vs. 30-21* | W |
|------|------------|---|

*Cowboys Stadium

PENN STATE (1-3-0)

| | | |
|------|---------|---|
| 1953 | @ 21-27 | L |
| 1954 | 20-7 | W |

| | | |
|------|---------|---|
| 1971 | @ 14-66 | L |
| 1978 | @ 0-58 | L |

PENSACOLA NAS (1-0-0)

| | | |
|------|--------|---|
| 1942 | @ 21-0 | W |
|------|--------|---|

PHILLIPS UNIVERSITY (1-0-1)

| | | |
|------|-------|---|
| 1920 | 3-0 | W |
| 1921 | @ 0-0 | T |

PITTSBURGH (1-0-1)

| | | |
|------|--------|---|
| 1959 | @ 13-3 | W |
| 1960 | 7-7 | T |

POLYTECHNIC (3-1-1)

| | | |
|------|--------|---|
| 1909 | @ 42-0 | W |
| 1910 | 6-6 | T |
| 1911 | 3-16 | L |
| 1912 | 33-3 | W |
| 1912 | 21-7 | W |

PORTLAND STATE (1-0-0)

| | | |
|------|-------|---|
| 2011 | 55-13 | W |
|------|-------|---|

PURDUE (1-2-0)

| | | |
|------|---------|---|
| 1969 | 35-42 | L |
| 1970 | @ 0-15 | L |
| 2019 | @ 34-13 | W |

RICE (41-35-3)

| | | |
|------|---------|---|
| 1914 | @ 0-0 | T |
| 1915 | @ 3-33 | L |
| 1916 | 7-7 | T |
| 1917 | @ 0-26 | L |
| 1923 | @ 6-0 | W |
| 1924 | 3-7 | L |
| 1928 | @ 7-0 | W |
| 1929 | 24-0 | W |
| 1930 | 20-0 | W |
| 1931 | 7-6 | W |
| 1932 | @ 16-6 | W |
| 1933 | 26-3 | W |
| 1934 | @ 7-2 | W |
| 1935 | 27-6 | W |
| 1936 | @ 13-0 | W |
| 1937 | 7-2 | W |
| 1938 | @ 29-7 | W |
| 1939 | 21-0 | W |
| 1940 | @ 6-14 | L |
| 1941 | 0-0 | T |
| 1942 | @ 0-26 | L |
| 1943 | 6-13 | L |
| 1944 | @ 9-6 | W |
| 1945 | 14-13 | W |
| 1946 | @ 0-13 | L |
| 1947 | 0-7 | L |
| 1948 | @ 7-21 | L |
| 1949 | 14-20 | L |
| 1950 | @ 26-14 | W |
| 1951 | 22-6 | W |
| 1952 | @ 6-12 | L |
| 1953 | 6-19 | L |
| 1954 | @ 0-6 | L |
| 1955 | 35-0 | W |
| 1956 | @ 20-17 | W |
| 1957 | 0-20 | L |
| 1958 | @ 21-10 | W |
| 1959 | 35-6 | W |
| 1960 | @ 0-23 | L |
| 1961 | 16-35 | L |
| 1962 | @ 30-7 | W |
| 1963 | 7-33 | L |
| 1964 | @ 0-31 | L |
| 1965 | 42-14 | W |
| 1966 | @ 10-21 | L |
| 1967 | 14-10 | W |
| 1968 | @ 24-14 | W |

| | | |
|------|---------|---|
| 1969 | 21-17 | W |
| 1970 | @ 15-17 | L |
| 1971 | 20-19 | W |
| 1972 | @ 21-25 | L |
| 1973 | 9-14 | L |
| 1974 | @ 14-26 | L |
| 1975 | 28-21 | W |
| 1976 | 23-26 | L |
| 1977 | @ 35-15 | W |
| 1978 | 14-21 | L |
| 1979 | @ 17-7 | W |
| 1980 | 24-28 | L |
| 1981 | @ 28-41 | L |
| 1982 | 24-16 | W |
| 1983 | @ 34-3 | W |
| 1984 | 45-24 | W |
| 1985 | @ 27-34 | L |
| 1986 | 31-37 | L |
| 1987 | @ 30-16 | W |
| 1988 | 21-10 | W |
| 1989 | @ 30-16 | W |
| 1990 | 38-28 | W |
| 1991 | @ 38-28 | W |
| 1992 | 12-29 | L |
| 1993 | @ 19-34 | L |
| 1994 | 27-25 | W |
| 1995 | @ 33-28 | W |
| 1996 | 17-30 | L |
| 1997 | @ 19-38 | L |
| 1998 | 12-14 | L |
| 1999 | @ 21-42 | L |
| 2000 | 37-0 | W |

SAMFORD (1-0-0)

| | | |
|------|-------|---|
| 2014 | 48-14 | W |
|------|-------|---|

SAN DIEGO STATE (7-0-0)

| | | |
|------|---------|---|
| 2005 | @ 23-20 | W |
| 2006 | 52-0 | W |
| 2007 | @ 45-33 | W |
| 2008 | 41-7 | W |
| 2009 | @ 55-12 | W |
| 2010 | 40-35 | W |
| 2011 | @ 27-14 | W |

SAN JOSE STATE (1-1-0)

| | | |
|------|---------|---|
| 1999 | 42-0 | W |
| 2000 | @ 24-27 | L |

SANTA CLARA (3-0-0)

| | | |
|------|-----------|---|
| 1934 | @ 9-7 | W |
| 1935 | vs. 10-6* | W |
| 1936 | vs. 9-0* | W |

*San Francisco

SECOND TEXAS 132ND (0-1-0)

| | | |
|------|------|---|
| 1917 | 7-14 | L |
|------|------|---|

SMU (53-43-7)

| | | |
|------|---------------|---|
| 1915 | 43-0 | W |
| 1916 | 48-3 | W |
| 1917 | 21-0 | W |
| 1918 | 0-1 (forfeit) | L |
| 1921 | @ 13-6 | W |
| 1922 | 0-0 | T |
| 1923 | @ 0-40 | L |
| 1924 | 0-6 | L |
| 1926 | @ 13-14 | L |
| 1927 | 6-28 | L |
| 1928 | @ 15-6 | W |
| 1929 | 7-7 | T |
| 1930 | @ 13-0 | W |
| 1931 | 0-0 | T |
| 1932 | @ 8-0 | W |
| 1933 | 26-6 | W |
| 1934 | @ 0-19 | L |
| 1935 | 14-20 | L |
| 1936 | @ 0-0 | T |
| 1937 | 3-0 | W |
| 1938 | @ 20-7 | W |
| 1939 | 7-14 | L |
| 1940 | @ 0-16 | L |
| 1941 | 15-13 | W |
| 1942 | @ 14-6 | W |
| 1943 | 0-20 | L |
| 1944 | @ 6-9 | L |
| 1945 | 0-34 | L |
| 1946 | @ 13-30 | L |
| 1947 | 19-19 | T |
| 1948 | @ 7-7 | T |
| 1949 | 21-13 | W |

ALL-TIME SERIES RESULTS

| | | |
|------|---------|---|
| 1950 | @ 27-13 | W |
| 1951 | 13-2 | W |
| 1952 | @ 14-7 | W |
| 1953 | 13-0 | W |
| 1954 | @ 6-21 | L |
| 1955 | 20-13 | W |
| 1956 | @ 21-6 | W |
| 1957 | 21-0 | W |
| 1958 | @ 13-20 | L |
| 1959 | 19-0 | W |
| 1960 | @ 13-0 | W |
| 1961 | 28-28 | T |
| 1962 | @ 14-9 | W |
| 1963 | 22-15 | W |
| 1964 | @ 17-6 | W |
| 1965 | 10-7 | W |
| 1966 | 0-21 | L |
| 1967 | @ 14-28 | L |
| 1968 | 14-21 | L |
| 1969 | @ 17-19 | L |
| 1970 | 26-17 | W |
| 1971 | @ 18-16 | W |
| 1972 | 22-35 | L |
| 1973 | @ 19-21 | L |
| 1974 | 13-33 | L |
| 1975 | @ 13-28 | L |
| 1976 | @ 14-34 | L |
| 1977 | 21-45 | L |
| 1978 | @ 14-45 | L |
| 1979 | 7-27 | L |
| 1980 | @ 14-17 | L |
| 1981 | 9-20 | L |
| 1982 | @ 13-16 | L |
| 1983 | 17-21 | L |
| 1984 | @ 17-26 | L |
| 1985 | 21-56 | L |
| 1986 | @ 21-31 | L |
| 1989 | 28-10 | W |
| 1990 | @ 42-21 | W |
| 1991 | 18-10 | W |
| 1992 | @ 9-21 | L |
| 1993 | 15-21 | L |

| | | |
|------|------------|---|
| 1994 | @ 35-14 | W |
| 1995 | 19-16 | W |
| 1996 | @ 24-27 | L |
| 1997 | 21-18 | W |
| 1998 | @ 6-10 | L |
| 1999 | 21-0 | W |
| 2000 | @ 62-7 | W |
| 2001 | @ 38-10 | W |
| 2002 | 17-6 | W |
| 2003 | @ 20-13 | W |
| 2004 | 44-0 | W |
| 2005 | @ 10-21 | L |
| 2007 | 21-7 | W |
| 2008 | @ 48-7 | W |
| 2009 | 39-14 | W |
| 2010 | @ 41-24 | W |
| 2011 | 33-40 (OT) | L |
| 2012 | @ 24-16 | W |
| 2013 | 48-17 | W |
| 2014 | @ 56-0 | W |
| 2015 | 56-37 | W |
| 2016 | @ 33-3 | W |
| 2017 | 56-36 | W |
| 2018 | @ 42-12 | W |
| 2019 | 38-41 | L |
| 2021 | 34-42 | L |
| 2022 | @ 42-34 | W |
| 2023 | 34-17 | W |
| 2024 | @ 42-66 | L |

SOUTH DAKOTA STATE (1-0-0)

| | | |
|------|-------|---|
| 2016 | 59-41 | W |
|------|-------|---|

SOUTH PLAINS AAF (1-0-0)

| | | |
|------|------|---|
| 1944 | 34-0 | W |
|------|------|---|

SOUTHEAST OKLAHOMA (1-0-0)

| | | |
|------|------|---|
| 1920 | 20-0 | W |
|------|------|---|

SOUTHEASTERN LOUISIANA (1-0-0)

| | | |
|------|-------|---|
| 2013 | 38-17 | W |
|------|-------|---|

SOUTHERN MISS (4-2-0)

| | | |
|------|------------|---|
| 1989 | 19-17 | W |
| 2000 | vs. 21-28* | L |
| 2001 | @ 14-12 | W |
| 2002 | 37-7 | W |
| 2003 | @ 28-40 | L |
| 2004 | 42-17 | W |

*Mobile Alabama Bowl

SOUTHWEST OKLAHOMA (2-0-1)

| | | |
|------|--------|---|
| 1911 | @ 25-0 | W |
| 1911 | @ 24-0 | W |
| 1913 | @ 0-0 | T |

SOUTHWESTERN STATE (0-1-0)

| | | |
|------|---------|---|
| 1916 | @ 13-41 | L |
|------|---------|---|

SOUTHWESTERN (7-4-0)

| | | |
|------|--------|---|
| 1908 | @ 14-5 | W |
| 1909 | @ 12-0 | W |
| 1910 | @ 3-25 | L |
| 1911 | @ 0-21 | L |
| 1912 | @ 20-0 | W |
| 1914 | @ 9-10 | L |
| 1915 | 21-0 | W |
| 1917 | 20-6 | W |
| 1918 | @ 14-6 | W |
| 1919 | 0-10 | L |
| 1920 | 21-16 | W |

STANFORD (4-0-0)

| | | |
|------|------------|---|
| 2007 | @ 38-36 | W |
| 2008 | 31-14 | W |
| 2017 | vs. 39-37* | W |
| 2024 | @ 34-27 | W |

*Valero Alamo Bowl

STEPHEN F. AUSTIN (2-0-0)

| | | |
|------|------|---|
| 2008 | 67-7 | W |
| 2015 | 70-7 | W |

SYRACUSE (1-0-0)

| | | |
|------|------------|---|
| 1956 | vs. 28-27* | W |
|------|------------|---|

*Cotton Bowl

TARLETON (1-0-0)

| | | |
|------|-------|---|
| 2022 | 59-17 | W |
|------|-------|---|

TAYLOR (1-0-0)

| | | |
|------|-----|---|
| 1901 | 5-0 | W |
|------|-----|---|

TEMPLE (1-1-0)

| | | |
|------|---------|---|
| 1938 | @ 28-6 | W |
| 1939 | @ 11-13 | L |

TENNESSEE (0-2-0)

| | | |
|------|--------|---|
| 1973 | @ 7-39 | L |
| 1976 | @ 0-31 | L |

TENNESSEE TECH (1-0-0)

| | | |
|------|------|---|
| 2010 | 62-7 | W |
|------|------|---|

TEXAS (28-65-1)

| | | |
|------|---------|---|
| 1897 | @ 10-18 | L |
| 1898 | 0-15 | L |
| 1898 | @ 0-29 | L |
| 1904 | @ 0-40 | L |
| 1905 | @ 0-11 | L |
| 1906 | @ 0-22 | L |
| 1908 | @ 6-11 | L |
| 1909 | @ 0-24 | L |
| 1912 | @ 10-30 | L |
| 1915 | @ 0-72 | L |
| 1918 | @ 0-19 | L |
| 1924 | 0-13 | L |
| 1927 | @ 0-0 | T |
| 1928 | 0-6 | L |
| 1929 | @ 15-12 | W |
| 1930 | 0-7 | L |
| 1931 | @ 0-10 | L |
| 1932 | 14-0 | W |
| 1933 | @ 30-0 | W |
| 1934 | 19-20 | L |
| 1935 | @ 28-0 | W |
| 1936 | 27-6 | W |
| 1937 | @ 14-0 | W |
| 1938 | 28-6 | W |
| 1939 | @ 19-25 | L |
| 1940 | 14-21 | L |
| 1941 | @ 14-7 | W |

| | | |
|------|---------|---|
| 1942 | 13-7 | W |
| 1943 | @ 7-46 | L |
| 1944 | 7-6 | W |
| 1945 | @ 0-20 | L |
| 1946 | 14-0 | W |
| 1947 | @ 0-20 | L |
| 1948 | 7-14 | L |
| 1949 | @ 14-13 | W |
| 1950 | 7-21 | L |
| 1951 | @ 21-32 | L |
| 1952 | 7-14 | L |
| 1953 | @ 3-13 | L |
| 1954 | 34-35 | L |
| 1955 | @ 47-20 | W |
| 1956 | 46-0 | W |
| 1957 | @ 2-14 | L |
| 1958 | 22-8 | W |
| 1959 | @ 14-9 | W |
| 1960 | 2-3 | L |
| 1961 | @ 6-0 | W |
| 1962 | 0-14 | L |
| 1963 | @ 0-17 | L |
| 1964 | 13-28 | L |
| 1965 | @ 25-10 | W |
| 1966 | 3-13 | L |
| 1967 | @ 24-17 | W |
| 1968 | 21-47 | L |
| 1969 | @ 7-69 | L |
| 1970 | 0-58 | L |
| 1971 | @ 0-31 | L |
| 1972 | 0-27 | L |
| 1973 | @ 7-52 | L |
| 1974 | 16-81 | L |
| 1975 | @ 11-27 | L |
| 1976 | 7-34 | L |
| 1977 | @ 14-44 | L |
| 1978 | 0-41 | L |
| 1979 | @ 10-35 | L |
| 1980 | 26-51 | L |
| 1981 | @ 15-31 | L |
| 1982 | 21-38 | L |
| 1983 | @ 14-20 | L |
| 1984 | 23-44 | L |
| 1985 | @ 0-20 | L |
| 1986 | 16-45 | L |
| 1987 | @ 21-24 | L |
| 1988 | 21-30 | L |
| 1989 | @ 17-31 | L |
| 1990 | 10-38 | L |
| 1991 | @ 0-32 | L |
| 1992 | 23-14 | W |
| 1993 | @ 3-24 | L |
| 1994 | 18-34 | L |
| 1995 | @ 19-27 | L |
| 2007 | @ 13-34 | L |
| 2012 | @ 20-13 | W |
| 2013 | 7-30 | L |
| 2014 | @ 48-10 | W |
| 2015 | 50-7 | W |
| 2016 | @ 31-9 | W |
| 2017 | 24-7 | W |
| 2018 | @ 16-31 | L |
| 2019 | 37-27 | W |
| 2020 | @ 33-31 | W |
| 2021 | 27-32 | L |
| 2022 | @ 17-10 | W |
| 2023 | 26-29 | L |

TEXAS A&M (29-56-7)

| | | |
|------|--------|---|
| 1897 | @ 30-6 | W |
| 1898 | 0-16 | L |
| 1902 | 0-22 | L |
| 1903 | @ 6-14 | L |
| 1903 | @ 0-16 | L |
| 1903 | 0-11 | L |
| 1904 | @ 0-29 | L |
| 1905 | @ 0-20 | L |
| 1905 | 11-24 | L |
| 1906 | @ 0-42 | L |
| 1906 | 0-22 | L |
| 1907 | @ 5-32 | L |
| 1908 | 10-13 | L |
| 1909 | @ 0-0 | T |
| 1910 | @ 0-35 | L |
| 1910 | 6-23 | L |
| 1914 | @ 0-40 | L |
| 1915 | 10-13 | L |
| 1919 | 0-48 | L |
| 1924 | @ 0-28 | L |
| 1925 | 3-0 | W |

THE IRON SKILLET: TCU-SMU SERIES



During the post-World War II college football boom, the TCU and SMU student bodies created a traveling trophy called the Iron Skillet that was presented to the winner of the annual football game between the rivals. The tradition eventually died, and the skillet was lost. In 1993, the tradition was revived as SMU defeated TCU, 21-15. The skillet is presented to the winning team after each game.

SERIES RECORDS

All-Time Series: TCU leads 53-43-7
In Fort Worth: TCU leads 29-20-5
In Dallas: TCU leads 24-23-2
Largest TCU victory margin: 56 in 2014
Largest SMU victory margin: 40 in 1923

TCU TEAM RECORDS

First Downs: 31 in 2014
Total Offense: 720 in 2015
Yards Rushing: 307 in 2000
Yards Passing: 454 in 2015

TCU INDIVIDUAL RECORDS

Total Offense: 504, Trevone Boykin, 2015
Yards Rushing: 179, Andre Davis, 1994
Yards Passing: 454, Trevone Boykin, 2015
Pass Receptions: 12, Andre Davis, 1993

MOST POINTS SCORED

Most Points Scored - TCU: 62 in 2000
Most Points Scored - SMU: 66 in 2024
Most Points Scored - Combined: 108 in 2024
Consecutive TCU wins: 6 (1999-04, 2012-17)
Consecutive SMU wins: 14 (1973-86)

SMU TEAM RECORDS

First Downs: 31 in 1985
Total Offense: 636 in 1985
Yards Rushing: 467 in 1985
Yards Passing: 372 in 1972

SMU INDIVIDUAL RECORDS

Total Yards: 330, Mike Livingston, 1967
Yards Rushing: 195, Paul Page, 1945
Yards Passing: 372, Dan Freiburger, 1992
Pass Receptions: 11, Jeremy Johnson, 2013

ALL-TIME SERIES RESULTS

| | | |
|------|-----------|---|
| 1926 | @ 13-13 | T |
| 1927 | 0-0 | T |
| 1928 | @ 6-0 | W |
| 1929 | 13-7 | W |
| 1930 | @ 3-0 | W |
| 1931 | 6-0 | W |
| 1932 | @ 17-0 | W |
| 1933 | 13-7 | W |
| 1934 | @ 13-0 | W |
| 1935 | 19-14 | W |
| 1936 | @ 7-18 | L |
| 1937 | 7-7 | T |
| 1938 | @ 34-6 | W |
| 1939 | 6-20 | L |
| 1940 | @ 7-21 | L |
| 1941 | 0-14 | L |
| 1942 | @ 7-2 | W |
| 1943 | 0-13 | L |
| 1944 | @ 13-7 | W |
| 1945 | 13-12 | W |
| 1946 | @ 0-14 | L |
| 1947 | 26-0 | W |
| 1948 | @ 27-14 | W |
| 1949 | 28-6 | W |
| 1950 | @ 23-42 | L |
| 1951 | 20-14 | W |
| 1952 | @ 7-7 | T |
| 1953 | 7-20 | L |
| 1954 | @ 21-7 | W |
| 1955 | 16-19 | L |
| 1956 | 6-7 | L |
| 1957 | 0-7 | L |
| 1958 | @ 24-8 | W |
| 1959 | 39-6 | W |
| 1960 | @ 14-14 | T |
| 1961 | 15-14 | W |
| 1962 | @ 20-14 | W |
| 1963 | 14-14 | T |
| 1964 | @ 14-9 | W |
| 1965 | 17-9 | W |
| 1966 | @ 7-35 | L |
| 1967 | 0-20 | L |
| 1968 | @ 7-27 | L |
| 1969 | 16-6 | W |
| 1970 | @ 31-15 | W |
| 1971 | 14-3 | W |
| 1972 | @ 13-10 | W |
| 1973 | 16-35 | L |
| 1974 | @ 0-17 | L |
| 1975 | 6-14 | L |
| 1976 | @ 10-59 | L |
| 1977 | 23-52 | L |
| 1978 | @ 7-15 | L |
| 1979 | 7-30 | L |
| 1980 | @ 10-13 | L |
| 1981 | 7-37 | L |
| 1982 | @ 14-34 | L |
| 1983 | 10-20 | L |
| 1984 | @ 21-35 | L |
| 1985 | 6-53 | L |
| 1986 | @ 10-74 | L |
| 1987 | 24-42 | L |
| 1988 | @ 0-18 | L |
| 1989 | 7-44 | L |
| 1990 | @ 10-56 | L |
| 1991 | 7-44 | L |
| 1992 | @ 10-37 | L |
| 1993 | 3-59 | L |
| 1994 | @ 17-34 | L |
| 1995 | 6-38 | L |
| 2001 | vs. 9-28* | L |

*galleryfurniture.com Bowl

TEXAS MILITARY (1-0-0)

| | | |
|------|--------|---|
| 1931 | @ 40-0 | W |
|------|--------|---|

TEXAS STATE (1-0-0)

| | | |
|------|-------|---|
| 2009 | 56-21 | W |
|------|-------|---|

TEXAS TECH (31-33-3)

| | | |
|------|--------|---|
| 1926 | 28-16 | W |
| 1927 | 16-6 | W |
| 1928 | 28-6 | W |
| 1929 | @ 22-0 | W |
| 1930 | 26-0 | W |
| 1936 | @ 0-7 | L |
| 1942 | @ 6-13 | L |
| 1943 | 20-40 | L |
| 1944 | 14-0 | W |
| 1945 | @ 0-12 | L |

| | | |
|------|-------------|---|
| 1950 | 19-6 | W |
| 1951 | @ 19-33 | L |
| 1955 | @ 32-0 | W |
| 1956 | @ 7-21 | L |
| 1958 | 26-0 | W |
| 1959 | @ 14-8 | W |
| 1960 | 21-7 | W |
| 1961 | @ 0-10 | L |
| 1962 | 35-13 | W |
| 1963 | 35-3 | W |
| 1964 | 10-25 | L |
| 1965 | @ 24-28 | L |
| 1966 | 6-3 | W |
| 1967 | 16-0 | W |
| 1968 | @ 14-31 | L |
| 1969 | 35-26 | W |
| 1970 | @ 14-22 | L |
| 1971 | 17-6 | W |
| 1972 | @ 31-7 | W |
| 1973 | 10-24 | L |
| 1974 | @ 0-28 | L |
| 1975 | 0-34 | L |
| 1976 | 10-14 | L |
| 1977 | @ 17-49 | L |
| 1978 | 17-27 | L |
| 1979 | @ 3-3 | T |
| 1980 | 24-17 | W |
| 1981 | @ 39-39 | T |
| 1982 | 14-16 | L |
| 1983 | @ 10-10 | T |
| 1984 | 27-16 | W |
| 1985 | @ 7-63 | L |
| 1986 | 14-36 | L |
| 1987 | @ 35-36 | L |
| 1988 | 10-23 | L |
| 1989 | @ 7-37 | L |
| 1990 | 28-40 | L |
| 1991 | @ 30-16 | W |
| 1992 | 28-31 | L |
| 1993 | @ 21-49 | L |
| 1994 | 24-17 | W |
| 1995 | @ 6-27 | L |
| 2004 | @ 35-70 | L |
| 2006 | 12-3 | W |
| 2012 | 53-56 (30T) | L |
| 2013 | @ 10-20 | L |
| 2014 | 82-27 | W |
| 2015 | @ 55-52 | W |
| 2016 | 24-27 (20T) | L |
| 2017 | @ 27-3 | W |
| 2018 | 14-17 | L |
| 2019 | @ 33-31 | W |
| 2020 | 34-18 | W |
| 2021 | @ 52-31 | W |
| 2022 | 34-24 | W |
| 2023 | @ 28-35 | L |
| 2024 | 35-34 | W |

TOBY'S BUSINESS COLLEGE (2-0-0)

| | | |
|------|--------|---|
| 1896 | 8-6 | W |
| 1898 | @ 41-0 | W |

TRINITY (16-4-3)

| | | |
|------|---------|---|
| 1901 | 0-0 | T |
| 1902 | 0-28 | L |
| 1902 | 0-17 | L |
| 1903 | @ 0-30 | L |
| 1905 | 6-0 | W |
| 1907 | @ 27-0 | W |
| 1907 | @ 6-5 | W |
| 1908 | @ 11-10 | W |
| 1908 | 22-0 | W |
| 1910 | 18-6 | W |
| 1910 | @ 9-0 | W |
| 1911 | 30-0 | W |
| 1912 | @ 48-13 | W |
| 1914 | 7-7 | T |
| 1915 | @ 25-0 | W |
| 1916 | 35-0 | W |
| 1917 | @ 20-6 | W |
| 1919 | @ 7-0 | W |
| 1920 | @ 20-7 | W |
| 1921 | 19-3 | W |
| 1922 | @ 7-7 | T |
| 1923 | 10-16 | L |
| 1952 | @ 47-0 | W |

TULANE (8-4-0)

| | | |
|------|--------|---|
| 1978 | @ 13-7 | W |
| 1979 | 19-33 | L |

| | | |
|------|---------|---|
| 1985 | 30-13 | W |
| 1986 | @ 48-31 | W |
| 1993 | 14-7 | W |
| 1994 | @ 30-28 | W |
| 1995 | 16-11 | W |
| 1996 | @ 7-35 | L |
| 2001 | @ 22-48 | L |
| 2002 | 17-10 | W |
| 2003 | @ 38-35 | W |
| 2004 | 31-35 | L |

TULSA (14-5-0)

| | | |
|------|---------|---|
| 1921 | 16-0 | W |
| 1922 | @ 0-21 | L |
| 1931 | @ 0-13 | L |
| 1934 | @ 14-12 | W |
| 1935 | @ 13-0 | W |
| 1936 | @ 10-7 | W |
| 1937 | 20-13 | W |
| 1938 | @ 21-0 | W |
| 1939 | 16-0 | W |
| 1940 | @ 0-7 | L |
| 1941 | 6-0 | W |
| 1972 | @ 35-9 | W |
| 1979 | @ 24-17 | W |
| 1980 | 17-23 | L |
| 1996 | @ 31-24 | W |
| 1997 | 22-33 | L |
| 1998 | @ 17-7 | W |
| 1999 | 56-17 | W |
| 2000 | @ 17-3 | W |

UAB (1-2-0)

| | | |
|------|---------|---|
| 2001 | @ 17-38 | L |
| 2003 | 27-24 | W |
| 2004 | @ 25-41 | L |

UC DAVIS (1-0-0)

| | | |
|------|-------|---|
| 2006 | 46-13 | W |
|------|-------|---|

UCF (0-1-0)

| | | |
|------|-------|---|
| 2024 | 34-35 | L |
|------|-------|---|

UCLA (1-3-0)

| | | |
|------|--------|---|
| 1939 | @ 2-6 | L |
| 1942 | @ 7-6 | W |
| 1952 | @ 0-14 | L |
| 1961 | @ 7-28 | L |

UNLV (9-1-0)

| | | |
|------|---------|---|
| 1996 | 42-34 | W |
| 1997 | @ 19-21 | L |
| 1998 | @ 41-18 | W |
| 2005 | 51-3 | W |
| 2006 | @ 25-10 | W |
| 2007 | 34-10 | W |
| 2008 | @ 44-14 | W |
| 2009 | 41-0 | W |
| 2010 | @ 48-6 | W |
| 2011 | 56-9 | W |

USC (3-2-0)

| | | |
|------|------------|---|
| 1951 | @ 26-28 | L |
| 1954 | @ 20-7 | W |
| 1960 | @ 7-6 | W |
| 1977 | @ 0-51 | L |
| 1998 | vs. 28-19* | W |

*Sun Bowl

USF (1-1-0)

| | | |
|------|-------------|---|
| 2003 | @ 13-10 | W |
| 2004 | 44-45 (20T) | L |

UTAH (4-5-0)

| | | |
|------|------------|---|
| 1996 | @ 7-21 | L |
| 1997 | 18-32 | L |
| 2005 | 23-20 (0T) | W |
| 2006 | @ 7-20 | L |
| 2007 | 20-27 | L |
| 2008 | @ 10-13 | L |
| 2009 | 55-28 | W |
| 2010 | @ 47-7 | W |
| 2024 | @ 13-7 | W |

UTAH STATE (2-0-1)

| | | |
|------|---------|---|
| 1981 | 13-13 | T |
| 1982 | 24-9 | W |
| 1984 | @ 62-18 | W |

UT ARLINGTON (6-2-0)

| | | |
|------|-------|---|
| 1970 | 31-7 | W |
| 1971 | 42-0 | W |
| 1972 | 38-14 | W |
| 1973 | 49-13 | W |
| 1974 | 12-3 | W |
| 1975 | 7-24 | L |
| 1979 | 14-21 | L |
| 1981 | 38-16 | W |

UTEP/TEXAS WESTERN (3-2-0)

| | | |
|------|------------|---|
| 1965 | vs. 12-13* | L |
| 1996 | 18-0 | W |
| 1997 | @ 17-24 | L |
| 1999 | 52-24 | W |
| 2000 | 47-14 | W |

*Sun Bowl

VANDERBILT (3-1-0)

| | | |
|------|-------------|---|
| 1995 | @ 16-3 | W |
| 1997 | @ 16-40 | L |
| 1998 | 19-16 (20T) | W |
| 2003 | 30-14 | W |

VIRGINIA (2-1-0)

| | | |
|------|------------|---|
| 1994 | vs. 10-20* | L |
| 2009 | 30-14 | W |
| 2012 | 27-7 | W |

*Independence Bowl

WAKE FOREST (1-0-0)

| | | |
|------|------|---|
| 1952 | 27-9 | W |
|------|------|---|

WASHINGTON (0-1-0)

| | | |
|------|---------|---|
| 1971 | @ 26-44 | L |
|------|---------|---|

WASHINGTON STATE (1-1-0)

| | | |
|------|--------|---|
| 1953 | @ 21-7 | W |
| 1990 | 3-21 | L |

WESTERN MICHIGAN (0-0-1)

| | | |
|------|-------|---|
| 1992 | 17-17 | T |
|------|-------|---|

WEST TEXAS STATE (1-0-0)

| | | |
|------|------|---|
| 1921 | 30-0 | W |
|------|------|---|

WEST VIRGINIA (5-8-0)

| | | |
|------|---------------|---|
| 1984 | vs. 14-31* | L |
| 2012 | @ 39-38 (20T) | W |
| 2013 | 27-30 (0T) | L |
| 2014 | @ 31-30 | W |
| 2015 | 40-10 | W |
| 2016 | @ 10-34 | L |
| 2017 | 31-24 | W |
| 2018 | @ 10-47 | L |
| 2019 | 17-20 | L |
| 2020 | @ 6-24 | L |
| 2021 | 17-29 | L |
| 2022 | @ 41-31 | W |
| 2023 | 21-24 | L |

*Bluebonnet Bowl

WISCONSIN (1-0-1)

| | | |
|------|------------|---|
| 1970 | @ 14-14 | T |
| 2010 | vs. 21-19* | W |

*Rose Bowl

WYOMING (6-2-0)

| | | |
|------|---------|---|
| 1998 | 27-34 | L |
| 2005 | @ 28-14 | W |
| 2006 | 26-3 | W |
| 2007 | @ 21-24 | L |
| 2008 | 54-7 | W |
| 2009 | @ 45-10 | W |
| 2010 | 45-0 | W |
| 2011 | 31-20 | W |

YMCA (1-0-0)

| | | |
|------|------|---|
| 1913 | 32-6 | W |
|------|------|---|

111 AMBULANCE (1-0-0)

| | | |
|------|-------|---|
| 1917 | @ 6-0 | W |
|------|-------|---|

YEAR-BY-YEAR RESULTS

1896 - (1-1-1)

| | | | |
|-------------------------|---|------|--|
| Coach: none | | | |
| Toby's Business College | W | 8-6 | |
| at Houston Heavyweights | L | 0-22 | |
| Houston Heavyweights | T | 0-0 | |

1897 - (3-1)

| | | | |
|-------------------------|---|-------|--|
| Coach: Joe J. Field | | | |
| at East Dallas | W | 6-0 | |
| at Texas | L | 10-18 | |
| at Texas AGM | W | 30-6 | |
| at Ft. Worth University | W | 32-0 | |

1898 - (1-3-1)

| | | | |
|--------------------------|---|------|--|
| Coach: James Morrison | | | |
| Texas | L | 0-15 | |
| at Toby's Business Coll. | W | 41-0 | |
| Ft. Worth University | T | 0-0 | |
| at Texas | L | 0-29 | |
| Texas AGM | L | 0-16 | |

1899 - (0-0-1)

| | | | |
|-------------|---|-----|--|
| Coach: none | | | |
| at Baylor | T | 0-0 | |

1900 - NO GAMES PLAYED**1901 - (1-2-1)**

| | | | |
|-------------|---|------|--|
| Coach: none | | | |
| Baylor | L | 0-36 | |
| Trinity | T | 0-0 | |
| Baylor | L | 0-42 | |
| Taylor | W | 5-0 | |

1902 - (0-5-1)

| | | | |
|-------------------------|---|------|--|
| Coach: H. E. Hildebrand | | | |
| Trinity University | L | 0-28 | |
| at Baylor | T | 0-0 | |
| Texas AGM | L | 0-22 | |
| Baylor | L | 0-6 | |
| at Trinity | L | 0-17 | |
| Baylor | L | 0-20 | |

1903 - (0-7)

| | | | |
|-----------------------|---|------|--|
| Coach: none | | | |
| 10/03 Baylor | L | 0-14 | |
| 10/10 Texas AGM | L | 0-11 | |
| 10/17 at Daniel Baker | L | 5-10 | |
| 10/24 at Trinity | L | 0-30 | |
| 10/31 Baylor | L | 0-5 | |
| 11/14 at Texas AGM | L | 0-16 | |
| 11/28 at Texas AGM | L | 6-14 | |

1904 - (1-4-1)

| | | | |
|--------------------------------|---|------|--|
| Coach: C.E. Cronk | | | |
| 10/01 Baylor | T | 0-0 | |
| 10/08 at Texas | L | 0-40 | |
| 10/15 at Fort Worth University | L | 0-4 | |
| 10/22 at Texas AGM | L | 0-29 | |
| 10/29 Baylor | L | 0-17 | |
| 11/24 at Baylor | W | 5-0 | |

1905 - (4-4)

| | | | |
|-------------------------|---|-------|--|
| Coach: E. J. Hyde | | | |
| 09/23 Baylor | W | 16-0 | |
| 09/30 at Texas AGM | L | 0-20 | |
| 10/07 at Texas | L | 0-11 | |
| 10/14 at Austin College | W | 21-0 | |
| 10/21 Trinity | W | 6-0 | |
| 10/28 Baylor | L | 6-10 | |
| 11/04 Texas AGM | L | 11-24 | |
| 11/11 Baylor | W | 17-0 | |

1906 - (2-5)

| | | | |
|-----------------------------|---|------|--|
| Coach: E. J. Hyde | | | |
| 10/06 Fort Worth University | L | 0-6 | |
| 10/13 at Texas | L | 0-22 | |
| 10/20 at Daniel Baker | L | 0-4 | |
| 10/27 at Texas AGM | L | 0-42 | |
| 11/10 Texas AGM | L | 0-22 | |
| 11/17 Deaf & Dumb Institute | W | 17-6 | |
| 11/29 Fort Worth University | W | 9-6 | |

1907 - (4-2-2)

| | | | |
|--------------------------------|---|------|--|
| Coach: E. J. Hyde | | | |
| 09/28 at Fort Worth University | T | 0-0 | |
| 10/05 at Baylor | T | 6-6 | |
| 10/12 at Austin College | W | 27-0 | |
| 10/19 at Trinity | W | 27-0 | |
| 10/26 at Baylor | W | 11-0 | |
| 11/05 at Texas AGM | L | 5-32 | |
| 11/16 at Trinity | W | 6-5 | |
| 11/23 at Baylor | L | 8-16 | |

1908 - (6-3)

| | | | |
|-----------------------------|---|-------|--|
| Coach: J.R. Langley | | | |
| 09/26 Deaf & Dumb Institute | W | 59-0 | |
| 10/03 Baylor | W | 15-0 | |
| 10/10 at Texas | L | 6-11 | |
| 10/17 at Trinity | W | 11-10 | |
| 10/24 Baylor | W | 10-6 | |
| 10/31 Texas AGM | L | 10-13 | |
| 11/07 Trinity | W | 22-0 | |
| 11/14 at Southwestern | W | 14-5 | |
| 11/26 Baylor | L | 8-23 | |

1909 - (5-2-1, 2-0 TIAA)

| | | | |
|--------------------------|---|------|--|
| Coach: J.R. Langley | | | |
| 10/02 at Polytechnic | W | 42-0 | |
| 10/09 at Texas AGM | T | 0-0 | |
| 10/16 at Baylor | W | 9-0 | |
| 10/23 at Austin College* | W | 18-3 | |
| 10/30 at Texas | L | 0-24 | |
| 11/06 at Baylor | W | 11-0 | |
| 11/15 at Southwestern* | W | 12-0 | |
| 11/25 at Baylor | L | 3-6 | |

* - Texas Intercollegiate Athletic Association game

1910 - (2-6-1, 0-1 TIAA)

| | | | |
|------------------------|---|------|--|
| Coach: Kemp Lewis | | | |
| 10/01 Polytechnic | T | 6-6 | |
| 10/08 at Texas AGM | L | 0-35 | |
| 10/15 at Southwestern* | L | 3-25 | |
| 10/22 at Baylor | L | 0-52 | |
| 10/29 Trinity | W | 18-6 | |
| 11/05 Texas AGM | L | 6-23 | |
| 11/12 at Trinity | W | 9-0 | |
| 11/19 Baylor | L | 3-10 | |
| 12/03 Epworth | L | 0-30 | |

* - Texas Intercollegiate Athletic Association game

1911 - (4-5, 0-3 TIAA)

| | | | |
|-----------------------|---|------|--|
| Coach: Henry W. Lever | | | |
| Trinity | W | 30-0 | |
| at Southwestern* | L | 0-21 | |
| at Austin College* | L | 0-39 | |
| at Baylor | L | 0-12 | |
| Austin College* | L | 8-18 | |
| Polytechnic | L | 3-16 | |
| FW Central High | W | 24-0 | |
| at SW Oklahoma | W | 25-0 | |
| at SW Oklahoma | W | 24-0 | |

* - Texas Intercollegiate Athletic Association game

1912 - (8-1, 3-0 TIAA)

| | | | |
|----------------------------|---|-------|--|
| Coach: W. T. Stewart | | | |
| at Britten Training School | W | 16-0 | |
| at Texas | L | 10-30 | |
| at Southwestern* | W | 20-0 | |
| Baylor | W | 22-0 | |
| at Austin College* | W | 7-0 | |
| Polytechnic | W | 33-3 | |
| Howard Payne* | W | 53-0 | |
| at Trinity | W | 48-13 | |
| Polytechnic | W | 21-7 | |

* - Texas Intercollegiate Athletic Association game

1913 - (4-2-1, 1-0 TIAA)

| | | | |
|----------------------|---|------|--|
| Coach: Fred Cahoon | | | |
| at SW Oklahoma | T | 0-0 | |
| 10/11 YMCA | W | 32-6 | |
| 10/18 Dallas | L | 0-10 | |
| at Howard Payne* | W | 6-0 | |
| at Burleson College | W | 25-0 | |
| at North Texas State | W | 13-0 | |
| at Dallas | L | 0-6 | |

* - Texas Intercollegiate Athletic Association game

1914 - (4-4-2, 2-2 TIAA)

| | | | |
|-----------------------------|---|-------|--|
| Coach: S. A. Boles | | | |
| 09/26 North Texas State | W | 40-0 | |
| 10/02 at Southwestern* | L | 9-10 | |
| 10/10 Okla. School of Mines | W | 20-0 | |
| 10/16 at Texas AGM | L | 0-40 | |
| 10/24 at Rice | T | 0-0 | |
| 10/31 at Baylor | L | 14-28 | |
| 11/07 Austin College* | W | 13-0 | |
| 11/14 at Daniel Baker* | L | 0-33 | |
| 11/16 at Howard Payne* | W | 14-0 | |
| 11/30 Trinity | T | 7-7 | |

* - Texas Intercollegiate Athletic Association game

1915 - (4-5, 2-0 TIAA)

| | | | |
|--------------------------|---|-------|--|
| Coach: E. Y. Freeland | | | |
| 10/02 at Texas | L | 0-72 | |
| 10/08 SMU | W | 43-0 | |
| 10/16 Texas AGM | L | 10-13 | |
| 10/23 at Austin College* | W | 28-0 | |
| 10/30 at Rice | L | 3-33 | |
| 11/06 at Trinity | W | 25-0 | |
| 11/13 Southwestern* | W | 21-0 | |
| 11/16 Oklahoma AGM | L | 0-13 | |
| 11/25 at Baylor | L | 0-51 | |

* - Texas Intercollegiate Athletic Association game

1916 - (6-2-1, 3-0 TIAA)

| | | | |
|-----------------------------|---|-------|--|
| Coach: Milton Daniel | | | |
| 09/30 at Meridian | W | 7-0 | |
| 10/07 Austin College* | W | 28-2 | |
| 10/14 at SMU | W | 48-3 | |
| 10/27 Rice | T | 7-7 | |
| 11/04 Trinity | W | 35-0 | |
| 11/11 at Southwestern State | L | 13-41 | |
| 11/18 at Daniel Baker* | W | 23-0 | |
| 11/25 at Howard Payne* | W | 42-0 | |
| 11/30 Baylor | L | 14-32 | |

* - Texas Intercollegiate Athletic Association game

1917 - (8-2, 2-0 TIAA)

| | | | |
|-----------------------------|---|------|--|
| Coach: Milton Daniel | | | |
| 09/29 Meridian | W | 20-0 | |
| 10/06 First Texas Artillery | W | 14-7 | |
| 10/13 at Rice | L | 0-26 | |
| 10/20 SMU | W | 21-0 | |
| 10/27 at Trinity | W | 20-6 | |
| 11/03 Southwestern* | W | 20-6 | |
| 11/10 at Austin College* | W | 59-0 | |
| 11/17 2nd TX 132nd Infantry | L | 7-14 | |
| 11/24 at 111 Ambulance | W | 6-0 | |
| 11/29 Baylor | W | 34-0 | |

* - Texas Intercollegiate Athletic Association game

1918 - (4-3, 2-0 TIAA)

| | | | |
|-------------------------|---|------|--|
| Coach: E. M. Tipton | | | |
| 09/28 at Texas | L | 0-19 | |
| 10/05 Carruthers Field | L | 6-7 | |
| at SMU (forfeit) | L | 0-1 | |
| 10/19 at Southwestern* | W | 14-6 | |
| 11/02 North Texas State | W | 39-0 | |
| 11/09 Austin College* | W | 25-0 | |
| 11/28 at Baylor | W | 12-7 | |

* - Texas Intercollegiate Athletic Association game

1919 - (1-7, 0-2 TIAA)

| | | | |
|--------------------------|---|------|--|
| Coach: T. D. Hackney | | | |
| 10/04 North Texas State | L | 6-14 | |
| 10/11 at Decatur Baptist | L | 0-20 | |
| 10/18 Oklahoma AGM | L | 7-14 | |
| 10/25 Southwestern* | L | 0-10 | |
| 11/01 at Trinity | W | 7-0 | |
| 11/08 Texas AGM | L | 0-48 | |
| 11/15 at Austin College* | L | 0-6 | |
| 11/27 Baylor | L | 0-7 | |

* - Texas Intercollegiate Athletic Association game

1920 - (9-1, 3-0 TIAA CHAMPIONS)

| | | | |
|---------------------------|---|-------|--|
| Coach: W. L. Driver | | | |
| 10/02 Southeast Oklahoma | W | 20-0 | |
| 10/09 Austin College* | W | 9-7 | |
| 10/16 at Arkansas | W | 19-2 | |
| 10/23 at Trinity | W | 20-7 | |
| 10/30 Phillips | W | 3-0 | |
| 11/06 Missouri Osteopaths | W | 19-3 | |
| 11/13 at Baylor | W | 21-9 | |
| 11/20 Southwestern* | W | 21-16 | |
| 11/27 Hardin-Simmons* | W | 31-2 | |

Fort Worth Dixie Classic (Fort Worth, Texas)

| | | | |
|--------------------------|---|------|--|
| 01/01 vs. Centre College | L | 7-63 | |
|--------------------------|---|------|--|

* - Texas Intercollegiate Athletic Association game

1921 - (6-3-1, 0-1 TIAA)

| | | | |
|------------------------------|---|-------|--|
| Coach: W. L. Driver | | | |
| 09/24 West Texas State | W | 30-0 | |
| 10/01 at Hardin-Simmons* | L | 7-10 | |
| 10/08 at Oklahoma AGM | L | 21-28 | |
| 10/15 Trinity | W | 19-3 | |
| 10/21 Tulsa | W | 16-0 | |
| 10/29 at Phillips University | T | 0-0 | |
| 11/05 Missouri Osteopaths | W | 7-0 | |
| 11/12 at SMU | W | 13-6 | |
| 11/19 Haskell | L | 0-14 | |
| 11/24 Arkansas | W | 19-14 | |

* - Texas Intercollegiate Athletic Association game

1922 - (2-5-3, 0-3-1 TIAA)

| | | | |
|--|---|-------|--|
| Coach: John McKnight | | | |
| 10/07 at Dallas | W | 21-6 | |
| 10/14 vs. Hardin-Simmons* ¹ | T | 7-7 | |
| 10/21 Daniel Baker* | L | 13-21 | |
| 10/28 at Tulsa | L | 0-21 | |
| 11/04 Oklahoma AGM | W | 22-14 | |
| 11/11 at Austin College* | L | 7-20 | |
| 11/18 Howard Payne* | L | 14-26 | |
| 11/24 at Trinity | T | 7-7 | |
| 11/30 at Kansas State | L | 0-45 | |
| 12/09 SMU | T | 0-0 | |

* - Texas Intercollegiate Athletic Association game

1 - Dallas

1923 - (4-5; 2-1 SWC)

| | | | |
|------------------------|---|-------|--|
| Coach: Madison A. Bell | | | |
| 10/06 at Oklahoma AGM* | W | 7-6 | |
| 10/13 Hardin-Simmons | W | 16-0 | |
| 10/20 Daniel Baker | W | 47-6 | |
| 10/27 Centenary | L | 0-23 | |
| 11/04 at SMU* | L | 0-40 | |
| 11/10 Austin College | L | 0-26 | |
| 11/17 at Howard Payne | L | 7-20 | |
| 11/24 Trinity | L | 10-16 | |
| 11/29 at Rice* | W | 6-0 | |

* - Southwest Conference game

1924 - (4-5; 1-5 SWC)

| | | | |
|-------------------------|---|-------|--|
| Coach: Madison A. Bell | | | |
| 09/27 East Texas State | W | 43-0 | |
| 10/04 Daniel Baker | W | 13-12 | |
| 10/11 Oklahoma AGM* | W | 17-10 | |
| 10/18 at Hardin-Simmons | W | 7-0 | |
| 10/25 Rice* | L | 3-7 | |
| 11/01 SMU* | L | 0-6 | |
| 11/07 at Texas AGM* | L | 0-28 | |
| 11/15 Texas* | L | 0-13 | |
| 11/27 Arkansas* | L | 0-20 | |

* - Southwest Conference game

1925 - (7-1-1; 2-1-1 SWC)

| | | | |
|------------------------|--------------------------|---|-------|
| Coach: Madison A. Bell | | | |
| | East Texas State | W | 31-0 |
| | Daniel Baker | W | 12-0 |
| 10/13 | vs. Baylor* ¹ | T | 7-7 |
| | Hardin Simmons | W | 28-16 |
| 10/24 | at Oklahoma A&M* | L | 7-22 |
| 10/31 | Abilene Christian | W | 21-21 |
| 11/07 | Texas A&M* | W | 3-0 |
| 11/14 | Arkansas* | W | 3-0 |
| | Austin College | W | 21-0 |

1927 - (4-3-2; 1-2-2 SWC)

| | | | |
|------------------------|----------------|---|-------|
| Coach: Madison A. Bell | | | |
| 09/24 | Daniel Baker | W | 27-0 |
| 10/01 | at Texas* | T | 0-0 |
| 10/08 | Texas Tech | W | 18-6 |
| 10/15 | Austin College | W | 20-13 |
| 10/22 | Texas AGM* | T | 0-0 |
| 10/29 | at Baylor* | W | 14-0 |
| 11/05 | Arkansas* | L | 3-10 |
| 11/11 | at Centenary | L | 3-7 |
| 11/24 | SMU* | L | 6-28 |

* - Southwest Conference game

1928 - (8-2; 3-2 SWC)

| | | | |
|------------------------|-------------------|---|------|
| Coach: Madison A. Bell | | | |
| 09/22 | East Texas State | W | 21-0 |
| 09/29 | Daniel Baker | W | 21-0 |
| 10/06 | at Hardin-Simmons | W | 19-3 |
| 10/13 | Austin College | W | 21-0 |
| 10/20 | at Texas AGM* | W | 6-0 |
| 10/27 | Texas Tech | W | 28-6 |
| 11/03 | Baylor* | L | 6-7 |
| 11/10 | at Rice* | W | 7-0 |
| 11/17 | Texas* | L | 0-6 |
| 11/29 | at SMU* | W | 15-6 |

* - Southwest Conference game

1929 - (9-0-1; 4-0-1 SWC CHAMPIONS)

| | | | |
|---------------------------|-------------------|---|-------|
| Coach: Francis A. Schmidt | | | |
| 09/28 | Daniel Baker | W | 61-0 |
| 10/05 | at Hardin-Simmons | W | 20-0 |
| 10/12 | at Centenary | W | 28-0 |
| 10/19 | Texas AGM* | W | 13-7 |
| 10/26 | at Texas Tech | W | 22-0 |
| 11/02 | North Texas State | W | 25-0 |
| 11/09 | Rice* | W | 24-0 |
| 11/16 | at Texas* | W | 15-12 |
| 11/23 | at Baylor* | W | 34-7 |
| 11/30 | SMU* | T | 7-7 |

* - Southwest Conference game

1930 - (9-2-1; 4-2 SWC)

| | | | |
|---------------------------|----------------------|---|-------|
| Coach: Francis A. Schmidt | | | |
| 09/19 | at North Texas State | W | 47-0 |
| 09/20 | East Texas State | W | 40-0 |
| 09/27 | Austin College | W | 33-7 |
| 10/04 | at Hardin-Simmons | T | 0-0 |
| 10/11 | Arkansas* | W | 40-0 |
| 10/18 | at Texas AGM* | W | 3-0 |
| 10/25 | Texas Tech | W | 26-0 |
| 11/01 | Abilene Christian | W | 62-0 |
| 11/08 | Rice* | W | 20-0 |
| 11/15 | Texas* | L | 0-7 |
| 11/22 | Baylor* | L | 14-35 |
| 11/29 | at SMU* | W | 13-0 |

* - Southwest Conference game

1931 - (9-2-1; 4-1-1 SWC)

| | | | |
|---------------------------|-------------------|---|------|
| Coach: Francis A. Schmidt | | | |
| 09/18 | at Texas Military | W | 40-0 |
| 09/19 | North Texas State | W | 33-6 |
| 09/26 | LSU | W | 3-0 |
| 10/03 | at Tulsa | L | 0-13 |
| 10/10 | Austin College | W | 38-0 |
| 10/17 | Texas AGM* | W | 6-0 |
| 10/23 | at Hardin-Simmons | W | 6-0 |
| 10/31 | at Arkansas* | W | 7-0 |
| 11/07 | Rice* | W | 7-6 |
| 11/14 | at Texas* | L | 0-10 |
| 11/21 | at Baylor* | W | 19-6 |
| 11/28 | SMU* | T | 0-0 |

* - Southwest Conference game

1932 - (10-0-1; 6-0 SWC CHAMPIONS)

| | | | |
|---------------------------|-------------------|---|-------|
| Coach: Francis A. Schmidt | | | |
| 09/17 | North Texas State | W | 14-2 |
| 09/24 | at LSU | T | 3-3 |
| 10/01 | Daniel Baker | W | 55-0 |
| 10/08 | Arkansas* | W | 34-12 |
| 10/15 | at Texas AGM* | W | 17-0 |
| 10/22 | Austin College | W | 68-0 |
| 10/29 | Baylor* | W | 27-0 |
| 11/04 | at Hardin-Simmons | W | 27-0 |
| 11/11 | Texas* | W | 14-0 |
| 11/19 | at Rice* | W | 16-6 |
| 11/26 | at SMU* | W | 8-0 |

* - Southwest Conference game

1933 - (10-1-1; 5-1 SWC)

| | | | |
|---------------------------|------------------------|---|------|
| Coach: Francis A. Schmidt | | | |
| 09/15 | at Austin College | W | 33-0 |
| 09/22 | at Daniel Baker | W | 28-6 |
| 09/29 | at North Texas State | W | 13-0 |
| 10/07 | at Arkansas* (forfeit) | W | 0-13 |
| 10/14 | Hardin-Simmons | W | 20-0 |
| 10/21 | Texas AGM* | W | 13-7 |
| 10/28 | at Centenary | T | 0-0 |
| 11/04 | at Baylor* | L | 0-7 |
| 11/11 | North Dakota | W | 19-7 |
| 11/18 | at Texas* | W | 30-0 |
| 11/25 | Rice* | W | 26-3 |
| 12/02 | SMU* | W | 26-6 |

* - Southwest Conference game

1934 - (8-4; 3-3 SWC)

| | | | |
|--------------------|-----------------------|---|-------|
| Coach: Dutch Meyer | | | |
| 09/21 | at Daniel Baker | W | 33-7 |
| 09/29 | North Texas State | W | 27-0 |
| 10/06 | Arkansas* | L | 10-24 |
| 10/13 | at Tulsa | W | 14-12 |
| 10/20 | at Texas AGM* | W | 13-0 |
| 10/27 | at Centenary | L | 0-13 |
| 11/03 | Baylor* | W | 34-12 |
| 11/10 | at Loyola-New Orleans | W | 7-0 |
| 11/17 | Texas* | L | 19-20 |
| 11/24 | at Rice* | W | 7-2 |
| 12/01 | at SMU* | L | 0-19 |
| 12/08 | Santa Clara | W | 9-7 |

* - Southwest Conference game

1935 - (12-1; 5-1 SWC / NATIONAL CHAMPIONS)

| | | | |
|--------------------|------------------------------|---|-------|
| Coach: Dutch Meyer | | | |
| 09/21 | Howard Payne | W | 41-0 |
| 09/28 | North Texas State | W | 28-11 |
| 10/05 | at Arkansas* | W | 13-7 |
| 10/12 | at Tulsa | W | 13-0 |
| 10/19 | Texas AGM* | W | 19-14 |
| 10/26 | at Centenary | W | 27-7 |
| 11/02 | at Baylor* | W | 28-0 |
| 11/09 | at Loyola-New Orleans | W | 14-0 |
| 11/16 | at Texas* | W | 28-0 |
| 11/23 | Rice* | W | 27-6 |
| 11/30 | SMU* | L | 14-20 |
| 12/07 | vs. Santa Clara ¹ | W | 10-6 |

Sugar Bowl (New Orleans)

| | | | |
|-------|---------|---|-----|
| 01/01 | vs. LSU | W | 3-2 |
|-------|---------|---|-----|

* - Southwest Conference game

1 - San Francisco

1936 - (9-2-2; 4-1-1 SWC)

| | | | |
|--------------------|------------------------------------|---|-------|
| Coach: Dutch Meyer | | | |
| 09/18 | at Howard Payne | W | 6-0 |
| 09/26 | at Texas Tech | L | 0-7 |
| 10/03 | Arkansas* | W | 18-14 |
| 10/10 | at Tulsa | W | 10-7 |
| 10/17 | at Texas AGM* | L | 7-18 |
| 10/24 | vs. Mississippi State ¹ | T | 0-0 |
| 10/31 | Baylor* | W | 28-0 |
| 11/07 | Texas* | W | 27-6 |
| 11/14 | (18) Centenary | W | 26-0 |
| 11/21 | (18) at Rice* | W | 13-0 |
| 11/28 | at SMU* | T | 0-0 |
| 12/12 | vs. (16) Santa Clara ¹ | W | 9-0 |

Cotton Bowl (Dallas)

| | | | |
|-------|---------------|---|------|
| 01/01 | vs. Marquette | W | 16-6 |
|-------|---------------|---|------|

* - Southwest Conference game

1 - Dallas

2 - San Francisco

1937 - (4-4-2; 3-1-2 SWC)

| | | | |
|--------------------|---------------|---|-------|
| Coach: Dutch Meyer | | | |
| 09/25 | at Ohio State | L | 0-14 |
| 10/02 | at Arkansas* | T | 7-7 |
| 10/09 | Tulsa | W | 20-13 |
| 10/16 | Texas AGM* | T | 7-7 |
| 10/23 | at Fordham | L | 6-7 |
| 10/30 | at #5 Baylor* | L | 0-6 |
| 11/06 | at Centenary | L | 9-10 |
| 11/13 | at Texas* | W | 14-0 |
| 11/20 | Rice* | W | 7-2 |
| 11/27 | (14) SMU* | W | 3-0 |

* - Southwest Conference game

1938 - (11-0; 6-0 SWC CHAMPIONS/ NATIONAL CHAMPS)

| | | | |
|---------------------------------|-----------------------|---|-------|
| Coach: Dutch Meyer | | | |
| 09/24 | Centenary | W | 13-0 |
| 10/01 | Arkansas* | W | 21-14 |
| 10/08 | at Temple | W | 28-6 |
| 10/15 | at Texas AGM* | W | 34-6 |
| 10/22 | (7) at Marquette | W | 21-0 |
| 10/29 | (4) Baylor* | W | 39-7 |
| 11/05 | (2) at Tulsa | W | 21-0 |
| 11/12 | (1) Texas* | W | 28-6 |
| 11/19 | (2) at Rice* | W | 29-7 |
| 11/26 | (2) at SMU* | W | 20-7 |
| Sugar Bowl (New Orleans) | | | |
| 01/02 | (1) vs. Carnegie Tech | W | 15-7 |

* - Southwest Conference game

1939 - (3-7; 1-5 SWC)

| | | | |
|--------------------|---------------|---|-------|
| Coach: Dutch Meyer | | | |
| 09/29 | at #7 UCLA | L | 2-6 |
| 10/07 | at Arkansas* | L | 13-14 |
| 10/14 | at Temple | L | 11-13 |
| 10/21 | #1 Texas AGM* | L | 6-20 |
| 10/28 | at Centenary | W | 21-0 |
| 11/04 | at Baylor* | L | 0-27 |
| 11/11 | Tulsa | W | 16-0 |
| 11/18 | at Texas* | L | 19-25 |
| 11/25 | Rice* | W | 21-0 |
| 12/02 | SMU* | L | 7-14 |

* - Southwest Conference game

1940 - (3-7; 2-4 SWC)

| | | | |
|--------------------|-------------------|---|-------|
| Coach: Dutch Meyer | | | |
| 09/28 | Centenary | W | 41-6 |
| 10/06 | Arkansas* | W | 20-0 |
| 10/12 | at North Carolina | L | 14-21 |
| 10/19 | at #6 Texas AGM* | L | 7-21 |
| 10/26 | at Tulsa | L | 0-7 |
| 11/02 | Baylor* | W | 14-12 |
| 11/09 | at Detroit | L | 0-3 |
| 11/16 | Texas* | L | 14-21 |
| 11/23 | at Rice* | L | 6-14 |
| 11/30 | at #16 SMU* | L | 0-16 |

* - Southwest Conference game

1941 - (7-3-1; 4-1-1 SWC)

| | | | |
|----------------------------|--------------------------|---|-------|
| Coach: Dutch Meyer | | | |
| 09/27 | Tulsa | W | 6-0 |
| 10/04 | at Arkansas* | W | 9-0 |
| 10/11 | at Indiana | W | 20-14 |
| 10/18 | #9 Texas AGM* | L | 0-14 |
| 10/25 | vs. Fordham ¹ | L | 14-28 |
| 11/01 | at Baylor* | W | 23-12 |
| 11/08 | Centenary | W | 35-7 |
| 11/15 | at #1 Texas* | W | 14-7 |
| 11/22 | (19) Rice* | T | 0-0 |
| 11/29 | SMU* | W | 15-13 |
| Orange Bowl (Miami) | | | |
| 01/01 | vs. Georgia | L | 26-40 |

* - Southwest Conference game

1 - New York

1942 - (7-3; 4-2 SWC)

| | | | |
|--------------------|-----------------------|---|------|
| Coach: Dutch Meyer | | | |
| 09/25 | (13) at #13 UCLA | W | 7-6 |
| 10/03 | Arkansas* | W | 13-6 |
| 10/10 | Kansas | W | 41-6 |
| 10/17 | (17) at #9 Texas AGM* | W | 7-2 |
| 10/24 | (12) at Pensacola NAS | W | 21-0 |
| 10/31 | (9) Baylor* | L | 7-10 |
| 11/07 | at Texas Tech | L | 6-13 |
| 11/14 | #8 Texas* | W | 13-7 |
| 11/21 | (18) at Rice* | L | 0-26 |
| 11/28 | at SMU* | W | 14-6 |

* - Southwest Conference game

1943 - (2-6; 1-4 SWC)

| | | | |
|--------------------|-------------------------------|---|-------|
| Coach: Dutch Meyer | | | |
| 10/02 | vs. Arkansas* ¹ | W | 13-0 |
| 10/16 | Texas AGM* | L | 0-13 |
| 10/23 | vs. Oklahoma AGM ² | W | 25-0 |
| 10/30 | at LSU | L | 0-14 |
| 11/06 | Texas Tech | L | 20-40 |
| 11/13 | at #16 Texas* | L | 7-46 |
| 11/20 | Rice* | L | 6-13 |
| 11/27 | SMU* | L | 0-20 |

* - Southwest Conference game

1 - Little Rock, Ark.

2 - Oklahoma City, Okla.

1944 - (7-3-1; 3-1-1 SWC CHAMPIONS)

| | | | |
|--------------------|---------------------------|---|-------|
| Coach: Dutch Meyer | | | |
| 09/23 | vs. Kansas ¹ | W | 7-0 |
| 09/30 | South Plains AAF | W | 34-0 |
| 10/07 | Arkansas | T | 6-6 |
| 10/21 | at Texas AGM* | W | 13-7 |
| 10/28 | vs. Oklahoma ² | L | 19-34 |
| 11/04 | at Chatham AAF | W | 19-7 |
| 11/11 | Texas Tech | W | 14-0 |
| 11/18 | Texas* | W | 7-6 |
| 11/25 | at Rice* | W | 9-6 |
| 12/02 | at SMU* | L | 6-9 |

Cotton Bowl (Dallas)

| | | | |
|-------|------------------|---|------|
| 01/01 | vs. Oklahoma AGM | L | 0-34 |
|-------|------------------|---|------|

* - Southwest Conference game

1 - Kansas City, Mo.

2 - Oklahoma City, Okla.

1945 - (5-5; 3-3 SWC)

| | | | |
|--------------------|-------------------------|---|-------|
| Coach: Dutch Meyer | | | |
| 09/22 | vs. Kansas ¹ | W | 18-0 |
| 09/29 | at Baylor* | W | 7-6 |
| 10/06 | at Arkansas* | L | 14-27 |
| 10/20 | Texas AGM* | W | 13-12 |
| 10/27 | Oklahoma AGM | L | 12-25 |
| 11/03 | at Oklahoma | W | 13-7 |
| 11/10 | at Texas Tech | L | 0-12 |
| 11/17 | at #17 Texas* | L | 0-20 |
| 11/24 | Rice* | W | 14-13 |
| 12/01 | SMU* | L | 0-34 |

* - Southwest Conference game

1 - Kansas City, Mo.

1946 - (2-7-1; 2-4 SWC)

| | | | |
|--------------------|-------------------------------|---|-------|
| Coach: Dutch Meyer | | | |
| 09/21 | vs. Kansas ¹ | T | 0-0 |
| 09/28 | Baylor* | W | 19-16 |
| 10/05 | Arkansas* | L | 14-34 |
| 10/12 | at Miami (Fla.) | L | 12-20 |
| 10/19 | at Texas AGM* | L | 0-14 |
| 10/26 | vs. Oklahoma AGM ² | L | 6-7 |
| 11/09 | Oklahoma | L | 12-14 |
| 11/16 | #6 Texas* | W | 14-0 |
| 11/23 | at Rice* | L | 0-13 |
| 11/30 | at SMU* | L | 13-30 |

* - Southwest Conference game

1 - Kansas City, Mo.

2 - Oklahoma City, Okla.

1947 - (4-5-2; 2-3-1 SWC)

| | | | |
|--------------------|-------------------------|---|-------|
| Coach: Dutch Meyer | | | |
| 09/20 | vs. Kansas ¹ | T | 0-0 |
| 09/27 | Oklahoma AGM | L | 7-14 |
| 10/04 | at Arkansas* | L | 0-6 |
| 10/11 | at Miami (Fla.) | W | 19-6 |
| 10/18 | Texas AGM* | W | 26-0 |
| 10/25 | at Oklahoma | W | 20-7 |
| 11/01 | at Baylor* | W | 14-7 |
| 11/15 | at #7 Texas* | L | 0-20 |
| 11/22 | Rice* | L | 0-7 |
| 11/29 | #3 SMU* | T | 19-19 |

YEAR-BY-YEAR RESULTS

1950 - (5-5; 3-3 SWC)

Coach: Dutch Meyer

| | | | | |
|-------|-----------------|---|-------|--|
| 09/23 | at Kansas | W | 14-7 | |
| 09/30 | at Oklahoma AGM | L | 7-18 | |
| 10/07 | Arkansas* | W | 13-6 | |
| 10/14 | Texas Tech | W | 19-6 | |
| 10/21 | at Texas AGM* | L | 23-42 | |
| 10/28 | at Ole Miss | L | 7-19 | |
| 11/04 | Baylor* | L | 14-20 | |
| 11/18 | *6 Texas* | L | 7-21 | |
| 11/25 | at Rice* | W | 26-14 | |
| 12/02 | at SMU* | W | 27-13 | |

* - Southwest Conference game

1951 - (6-5; 5-1 SWC CHAMPIONS)

Coach: Dutch Meyer

| | | | | |
|-------|---|---|-------|--|
| 09/22 | Kansas | L | 13-27 | |
| 09/29 | at #12 Nebraska | W | 28-7 | |
| 10/06 | vs. Arkansas* | W | 17-7 | |
| 10/13 | at Texas Tech | L | 19-33 | |
| 10/20 | Texas AGM* | W | 20-14 | |
| 10/27 | at USC | L | 26-28 | |
| 11/03 | at #8 Baylor* | W | 20-7 | |
| 11/17 | at #15 Texas* | L | 21-32 | |
| 11/24 | Rice* | W | 22-6 | |
| 12/01 | SMU* | W | 13-2 | |
| 01/01 | Cotton Bowl (Dallas) vs. Kentucky | L | 7-20 | |

* - Southwest Conference game

1 - Little Rock, Ark.

1952 - (4-4-2; 2-2-2 SWC)

Coach: Dutch Meyer

| | | | | |
|-------|-------------------|---|-------|--|
| 09/20 | (9) at #17 Kansas | L | 0-13 | |
| 09/27 | at #6 UCLA | L | 0-14 | |
| 10/04 | Arkansas* | W | 13-7 | |
| 10/11 | at Trinity | W | 47-0 | |
| 10/18 | at Texas AGM* | T | 7-7 | |
| 11/01 | Baylor* | T | 20-20 | |
| 11/08 | Wake Forest | W | 27-9 | |
| 11/15 | *9 Texas* | L | 7-14 | |
| 11/22 | at Rice* | L | 6-12 | |
| 11/29 | at SMU* | W | 14-7 | |

* - Southwest Conference game

1953 - (3-7; 1-5 SWC)

Coach: Abe Martin

| | | | | |
|-------|---------------------|---|-------|--|
| 09/19 | Kansas | W | 13-0 | |
| 10/03 | at Arkansas* | L | 6-13 | |
| 10/10 | at Michigan State | L | 19-26 | |
| 10/17 | Texas AGM* | L | 7-20 | |
| 10/24 | at Penn State | L | 21-27 | |
| 10/31 | at #3 Baylor* | L | 7-25 | |
| 11/07 | at Washington State | W | 21-7 | |
| 11/13 | at #10 Texas* | L | 3-13 | |
| 11/21 | Rice* | L | 6-19 | |
| 11/28 | SMU* | W | 13-0 | |

* - Southwest Conference game

1954 - (4-6; 1-5 SWC)

Coach: Abe Martin

| | | | | |
|-------|------------------|---|-------|--|
| 09/18 | at Kansas | W | 27-6 | |
| 09/25 | (20) at Oklahoma | L | 16-21 | |
| 10/02 | Arkansas* | L | 13-20 | |
| 10/08 | at USC | W | 20-7 | |
| 10/16 | at Texas AGM* | W | 21-7 | |
| 10/23 | (17) Penn State | W | 20-7 | |
| 10/30 | Baylor* | L | 7-12 | |
| 11/13 | Texas* | L | 34-35 | |
| 11/20 | at Rice* | L | 0-6 | |
| 11/27 | at SMU* | L | 6-21 | |

* - Southwest Conference game

1955 - (9-2; 5-1 SWC CHAMPIONS)

Coach: Abe Martin

| | | | | |
|-------|---|---|-------|--------|
| 09/18 | Kansas | W | 47-14 | 25,000 |
| 09/24 | at Texas Tech | W | 32-0 | |
| 10/01 | (10) at Arkansas* | W | 26-0 | |
| 10/08 | (8) at Alabama | W | 21-0 | |
| 10/15 | (7) #11 Texas AGM* | L | 16-19 | |
| 10/21 | (18) at Miami (Fla.) | W | 21-19 | 44,045 |
| 10/29 | (14) at Baylor* | W | 28-6 | 32,222 |
| 11/12 | (8) at Texas* | W | 47-20 | 55,000 |
| 11/19 | (7) Rice* | W | 35-0 | |
| 11/26 | (7) SMU* | W | 20-13 | 33,000 |
| 01/02 | Cotton Bowl (Dallas) (6) vs. Ole Miss | L | 13-14 | 75,504 |

* - Southwest Conference game

1956 - (8-3; 5-1 SWC)

Coach: Abe Martin

| | | | | |
|-------|----------------------|---|-------|--------|
| 09/23 | (7) at Kansas | W | 32-0 | 28,000 |
| 10/06 | (8) Arkansas* | W | 41-6 | |
| 10/13 | (4) at Alabama | W | 23-6 | |
| 10/20 | (4) at #5 Texas AGM* | L | 6-7 | 42,000 |
| 10/27 | (10) Miami (Fla.) | L | 0-14 | 25,000 |
| 11/03 | (10) Baylor* | W | 7-6 | |
| 11/10 | (17) at Texas Tech | L | 7-21 | |
| 11/17 | Texas* | W | 46-0 | |
| 11/24 | (18) at Rice* | W | 20-17 | |
| 12/01 | (14) at SMU* | W | 21-6 | 32,500 |

Cotton Bowl (Dallas)

| | | | | |
|-------|----------------------|---|-------|--------|
| 01/01 | (14) vs. #8 Syracuse | W | 28-27 | 68,000 |
|-------|----------------------|---|-------|--------|

* - Southwest Conference game

1957 - (5-4-1; 2-4 SWC)

Coach: Abe Martin

| | | | | |
|-------|--------------------|---|-------|--------|
| 09/21 | Kansas | T | 13-13 | 20,000 |
| 09/28 | at Ohio State | W | 18-14 | 81,784 |
| 10/05 | vs. (18) Arkansas* | L | 7-20 | 37,000 |
| 10/12 | Alabama | W | 28-0 | 20,000 |
| 10/19 | *1 Texas AGM* | L | 0-7 | 47,000 |
| 10/26 | at Marquette | W | 26-7 | 10,925 |
| 11/02 | at Baylor* | W | 19-6 | 30,000 |
| 11/06 | (17) at Texas* | L | 2-14 | 30,000 |
| 11/23 | Rice* | L | 0-20 | 20,000 |
| 11/30 | SMU* | W | 21-0 | 25,000 |

* - Southwest Conference game

1 - Little Rock, Ark.

1958 - (8-2-1; 5-1 SWC CHAMPIONS)

Coach: Abe Martin

| | | | | |
|-------|--------------------|---|-------|--------|
| 09/20 | (8) at Kansas | W | 42-0 | 20,000 |
| 09/27 | (6) at Iowa | L | 0-17 | 54,500 |
| 10/04 | Arkansas* | W | 12-7 | 25,000 |
| 10/11 | Texas Tech | W | 26-0 | 22,000 |
| 10/18 | (20) at Texas AGM* | W | 24-8 | 26,500 |
| 11/01 | (18) Baylor* | W | 22-0 | |
| 11/08 | (11) Marquette | W | 36-8 | |
| 11/15 | (9) #16 Texas* | W | 22-8 | 39,000 |
| 11/22 | (7) at Rice* | W | 21-10 | 55,000 |
| 11/29 | (7) at #18 SMU* | L | 13-20 | 49,000 |

Cotton Bowl (Dallas)

| | | | | |
|-------|--------------------|---|-----|--------|
| 01/01 | (10) vs. Air Force | T | 0-0 | 75,504 |
|-------|--------------------|---|-----|--------|

* - Southwest Conference game

1959 - (8-3; 5-1 SWC CO-CHAMPIONS)

Coach: Abe Martin

| | | | | |
|-------|--------------------|---|------|--------|
| 09/19 | (13) Kansas | W | 14-7 | 25,000 |
| 09/26 | (9) at LSU | L | 0-10 | 67,000 |
| 10/03 | at Arkansas* | L | 0-3 | 21,000 |
| 10/10 | at Texas Tech | W | 14-8 | 23,000 |
| 10/17 | Texas AGM* | W | 39-6 | |
| 10/24 | (16) at Pittsburgh | W | 13-3 | 27,397 |
| 10/31 | (15) at Baylor* | W | 14-0 | 26,000 |
| 11/4 | (18) at #2 Texas* | W | 14-9 | 43,000 |
| 11/21 | (10) Rice* | W | 35-6 | |
| 11/28 | (8) SMU* | W | 19-0 | 40,000 |

Bluebonnet Bowl (Houston)

| | | | | |
|-------|-----------------|---|------|--------|
| 12/19 | (7) vs. Clemson | L | 7-23 | 55,000 |
|-------|-----------------|---|------|--------|

* - Southwest Conference game

1960 - (4-4-2; 3-3-1 SWC)

Coach: Abe Martin

| | | | | |
|-------|----------------|---|-------|--------|
| 09/17 | (11) at Kansas | L | 7-21 | 32,000 |
| 09/24 | at USC | W | 7-6 | 31,475 |
| 10/01 | *14 Arkansas* | L | 0-7 | 38,000 |
| 10/08 | Texas Tech* | W | 21-7 | 25,000 |
| 10/15 | at Texas AGM* | T | 14-14 | 16,000 |
| 10/22 | Pittsburgh | T | 7-7 | 25,000 |
| 10/29 | *7 Baylor* | W | 14-6 | 35,000 |
| 11/2 | *11 Texas* | L | 2-3 | |
| 11/9 | at #10 Rice* | L | 0-23 | |
| 11/26 | at SMU* | W | 13-0 | 20,000 |

* - Southwest Conference game

1961 - (3-5-2; 2-4-1 SWC)

Coach: Abe Martin

| | | | | |
|-------|----------------|---|-------|--------|
| 09/23 | *8 Kansas | W | 17-16 | 27,000 |
| 09/30 | at Ohio State | T | 7-7 | 82,878 |
| 10/07 | vs. Arkansas* | L | 3-28 | 41,000 |
| 10/14 | at Texas Tech* | L | 0-10 | 25,500 |
| 10/21 | Texas AGM* | W | 15-14 | 43,000 |
| 11/04 | at #9 Baylor* | L | 14-28 | 23,000 |
| 11/11 | at #16 UCLA | L | 7-28 | 29,230 |
| 11/18 | at #1 Texas* | W | 6-0 | 50,000 |
| 11/25 | Rice* | L | 16-35 | 22,000 |
| 12/02 | SMU* | T | 28-28 | 20,000 |

* - Southwest Conference game

1 - Little Rock, Ark.

1962 - (6-4; 5-2 SWC)

Coach: Abe Martin

| | | | | |
|-------|-----------------|---|-------|--------|
| 09/22 | at Kansas | W | 6-3 | 35,000 |
| 09/29 | at Miami (Fla.) | L | 20-21 | 51,251 |
| 10/06 | *15 Arkansas* | L | 14-42 | 42,536 |
| 10/13 | Texas Tech* | W | 35-13 | 22,000 |
| 10/20 | at Texas AGM* | W | 20-14 | 23,000 |
| 11/03 | Baylor* | W | 28-26 | 20,000 |
| 11/10 | at LSU | L | 0-5 | 66,500 |
| 11/17 | *5 Texas* | L | 0-14 | 43,392 |
| 11/24 | at Rice* | W | 30-7 | |
| 12/01 | at SMU* | W | 14-9 | 15,400 |

* - Southwest Conference game

1963 - (4-5-1; 2-4-1 SWC)

Coach: Abe Martin

| | | | | |
|-------|------------------|---|-------|--------|
| 09/21 | Kansas | W | 10-3 | 28,000 |
| 09/28 | at Florida State | W | 13-0 | 16,000 |
| 10/05 | at #12 Arkansas* | L | 3-18 | 32,000 |
| 10/12 | at Texas Tech* | W | 35-3 | 31,500 |
| 10/19 | Texas AGM* | T | 14-14 | 37,372 |
| 11/02 | at Baylor* | L | 13-32 | 36,000 |
| 11/09 | at LSU | L | 14-28 | 67,000 |
| 11/16 | at #1 Texas* | L | 0-17 | 58,000 |
| 11/30 | SMU* | W | 22-15 | 19,294 |
| 12/07 | Rice* | L | 7-33 | 13,000 |

* - Southwest Conference game

1964 - (4-6; 3-4 SWC)

Coach: Abe Martin

| | | | | |
|-------|---------------|---|-------|--------|
| 09/19 | at Kansas | L | 3-7 | 38,000 |
| 09/26 | Florida State | L | 0-10 | 20,000 |
| 10/03 | *11 Arkansas* | L | 6-29 | 20,000 |
| 10/10 | Texas Tech* | L | 10-25 | 23,902 |
| 10/17 | at Texas AGM* | W | 14-9 | 21,500 |
| 10/24 | Clemson | W | 14-10 | 14,154 |
| 10/31 | Baylor* | W | 17-14 | 22,119 |
| 11/4 | *5 Texas* | L | 13-28 | 36,000 |
| 11/21 | at Rice* | L | 0-31 | 25,000 |
| 11/28 | at SMU* | W | 17-6 | 12,000 |

* - Southwest Conference game

1965 - (6-5; 5-2 SWC)

Coach: Abe Martin

| | | | | |
|-------|------------------|---|-------|--------|
| 09/18 | at #1 Nebraska | L | 14-34 | 52,650 |
| 09/25 | Florida State | W | 7-3 | 18,506 |
| 10/02 | vs. #4 Arkansas* | L | 0-28 | 47,000 |
| 10/09 | at Texas Tech* | L | 24-28 | 35,000 |
| 10/16 | *9 Texas AGM* | W | 17-9 | 35,096 |
| 10/23 | at Clemson | L | 0-3 | 33,000 |
| 10/30 | at Baylor* | W | 10-7 | 32,000 |
| 11/3 | at Texas* | W | 25-10 | 51,500 |
| 11/20 | Rice* | W | 42-14 | 16,606 |
| 11/27 | SMU* | W | 10-7 | 19,000 |

Sun Bowl (El Paso, Texas)

| | | | | |
|-------|-------------------|---|-------|--------|
| 12/19 | vs. Texas Western | L | 12-13 | 27,450 |
|-------|-------------------|---|-------|--------|

* - Southwest Conference game

1 - Little Rock, Ark.

1966 - (2-8; 2-5 SWC)

Coach: Abe Martin

| | | | | |
|-------|-------------------|---|-------|--------|
| 09/17 | at #3 Nebraska | L | 10-14 | 60,974 |
| 09/24 | at Ohio State | L | 7-14 | 75,374 |
| 10/01 | *7 Arkansas* | L | 0-21 | 44,415 |
| 10/08 | Texas Tech* | W | 6-3 | 25,064 |
| 10/15 | at #21 Texas AGM* | L | 7-35 | 28,500 |
| 10/22 | at Auburn | L | 6-7 | 40,000 |
| 10/29 | *12 Baylor* | W | 6-0 | 24,378 |
| 11/2 | Texas* | L | 3-13 | 31,457 |
| 11/9 | at Rice* | L | 10-21 | |
| 11/26 | *18 SMU* | L | 0-21 | 30,757 |

* - Southwest Conference game

1967 - (4-6; 4-3 SWC)

Coach: Fred Taylor

| | | | | |
|-------|-----------------|---|-------|--------|
| 09/23 | at Iowa | L | 9-24 | 46,731 |
| 09/30 | at Georgia Tech | L | 9-24 | 55,299 |
| 10/07 | at Arkansas* | L | 0-26 | 40,000 |
| 10/21 | Texas AGM* | L | 0-20 | 37,166 |
| 10/28 | Nebraska | L | 0-29 | 16,656 |
| 11/04 | at Baylor* | W | 29-7 | 25,000 |
| 11/11 | Texas Tech* | W | 16-0 | 23,428 |
| 11/18 | at Texas* | W | 24-17 | 51,000 |
| 11/25 | Rice* | W | 14-10 | 16,600 |
| 12/02 | at SMU* | L | 14-28 | 17,000 |

* - Southwest Conference game

1968 - (3-7; 2-5 SWC)

Coach: Fred Taylor

| | | |
|-------|-----------------|---|
| 09/21 | at Georgia Tech | L |
|-------|-----------------|---|

1974 - (1-10; 0-7 SWC)

Coach: Jim Shofner

| | | | | |
|-------|------------------|---|-------|--------|
| 09/14 | at SMU* | L | 7-23 | 17,210 |
| 09/21 | at Arizona State | L | 7-37 | 50,811 |
| 09/28 | at Minnesota | L | 7-9 | 32,622 |
| 10/05 | #20 Arkansas* | L | 0-49 | 30,210 |
| 10/12 | SMU* | L | 13-33 | 16,492 |
| 10/19 | at #8 Texas A&M* | L | 0-17 | 36,701 |
| 10/26 | at Alabama | L | 3-41 | 63,391 |
| 11/02 | Baylor* | L | 7-21 | 18,792 |
| 11/09 | at Texas Tech* | L | 0-28 | 40,189 |
| 11/16 | #7 Texas* | L | 16-81 | 24,983 |
| 11/23 | at Rice* | L | 14-26 | 12,000 |

* - Southwest Conference game

1975 - (1-10; 1-6 SWC)

Coach: Jim Shofner

| | | | | |
|-------|----------------|---|-------|--------|
| 09/12 | UTTA | L | 7-24 | 17,442 |
| 09/20 | Arizona State | L | 10-33 | 13,122 |
| 09/27 | at #4 Nebraska | L | 14-56 | 75,931 |
| 10/04 | at Arkansas* | L | 8-19 | 51,250 |
| 10/10 | at SMU* | L | 13-28 | 15,883 |
| 10/18 | #6 Texas A&M* | L | 6-14 | 34,210 |
| 10/25 | at Alabama | L | 0-45 | 52,000 |
| 11/01 | at Baylor* | L | 6-24 | 41,500 |
| 11/08 | Texas Tech* | L | 0-34 | 18,200 |
| 11/15 | at #7 Texas* | L | 11-27 | 34,500 |
| 11/22 | Rice* | W | 28-21 | 12,875 |

* - Southwest Conference game

1976 - (0-11; 0-8 SWC)

Coach: Jim Shofner

| | | | | |
|-------|-------------------|---|-------|--------|
| 09/11 | at SMU* | L | 14-34 | 24,328 |
| 09/18 | at Tennessee | L | 0-31 | 79,564 |
| 09/25 | at #6 Nebraska | L | 10-64 | 74,981 |
| 10/02 | at Arkansas* | L | 14-46 | 37,186 |
| 10/09 | Rice* | L | 23-26 | 14,210 |
| 10/23 | at #14 Houston* | L | 0-49 | 10,539 |
| 10/30 | at #14 Houston* | L | 21-49 | 18,263 |
| 11/06 | #10 Texas Tech* | L | 10-74 | 20,986 |
| 11/13 | Texas* | L | 7-34 | 16,523 |
| 11/20 | at #16 Texas A&M* | L | 10-59 | 44,055 |
| 11/27 | Baylor* | L | 19-24 | 11,480 |

* - Southwest Conference game

1977 - (2-9; 1-7 SWC)

Coach: F. A. Dry

| | | | | |
|-------|----------------|---|-------|--------|
| 09/10 | SMU* | L | 21-45 | 19,576 |
| 09/17 | Oregon | L | 24-29 | 15,031 |
| 09/24 | at #2 USC | L | 0-51 | 54,620 |
| 10/01 | #12 Arkansas* | L | 6-42 | 22,713 |
| 10/08 | at Rice* | W | 35-15 | 12,000 |
| 10/22 | Miami (Fla.) | W | 21-17 | 12,244 |
| 10/29 | Houston* | L | 14-42 | 17,853 |
| 11/05 | at Texas Tech* | L | 17-49 | 42,124 |
| 11/12 | at #1 Texas* | L | 14-44 | 54,000 |
| 11/19 | #11 Texas A&M* | L | 23-52 | 28,563 |
| 11/26 | at Baylor* | L | 9-48 | 15,000 |

* - Southwest Conference game

1978 - (2-9; 0-8 SWC)

Coach: F. A. Dry

| | | | | |
|-------|-----------------|---|-------|--------|
| 09/09 | at SMU* | L | 14-45 | 41,112 |
| 09/23 | at Oregon | W | 14-10 | 30,500 |
| 09/30 | at Penn State | L | 0-58 | 76,832 |
| 10/07 | at #4 Arkansas* | L | 3-42 | 54,430 |
| 10/14 | Rice* | L | 14-21 | 14,433 |
| 10/21 | at Tulane | W | 13-7 | 22,748 |
| 10/28 | Baylor* | L | 21-28 | 16,722 |
| 11/04 | at #11 Houston* | L | 6-63 | 30,011 |
| 11/11 | Texas Tech* | L | 17-27 | 17,228 |
| 11/18 | #9 Texas* | L | 0-41 | 20,014 |
| 11/25 | at Texas A&M* | L | 7-15 | 41,484 |

* - Southwest Conference game

1979 - (2-8-1; 1-6-1 SWC)

Coach: F. A. Dry

| | | | | |
|-------|----------------|---|-------|--------|
| 09/15 | SMU* | L | 7-27 | 28,732 |
| 09/22 | Tulane | L | 19-33 | 15,208 |
| 09/29 | UTA | L | 14-21 | 20,212 |
| 10/06 | #13 Arkansas* | L | 13-16 | 25,317 |
| 10/13 | at Rice* | W | 17-7 | 12,000 |
| 10/20 | at Tulsa | W | 24-17 | 20,000 |
| 10/27 | at Baylor* | L | 3-16 | 36,250 |
| 11/03 | Houston* | L | 10-21 | 25,412 |
| 11/10 | at Texas Tech* | T | 3-3 | 40,091 |
| 11/17 | at #6 Texas* | L | 10-35 | 61,597 |
| 11/24 | Texas A&M* | L | 7-30 | 27,229 |

* - Southwest Conference game

1980 - (1-10; 1-7 SWC)

Coach: F. A. Dry

| | | | | |
|-------|------------------|---|-------|--------|
| 09/13 | Auburn | L | 7-10 | 22,812 |
| 09/20 | at SMU* | L | 14-17 | 29,622 |
| 09/27 | at Georgia | L | 3-34 | 59,200 |
| 10/04 | at #14 Arkansas* | L | 7-44 | 42,314 |
| 10/11 | Rice* | L | 24-28 | 15,226 |
| 10/18 | Tulsa | L | 17-23 | 12,367 |
| 10/25 | #11 Baylor* | L | 6-21 | 22,385 |
| 11/01 | at Houston* | L | 5-37 | 25,502 |
| 11/08 | Texas Tech* | W | 24-17 | 18,752 |
| 11/15 | Texas* | L | 26-51 | 20,569 |
| 11/22 | at Texas A&M* | L | 10-13 | 48,250 |

* - Southwest Conference game

1981 - (2-7-2; 1-6-1 SWC)

Coach: F. A. Dry

| | | | | |
|-------|----------------|---|-------|--------|
| 09/05 | at Auburn | L | 16-24 | 48,000 |
| 09/19 | UTA | W | 38-16 | 18,071 |
| 09/26 | SMU* | L | 9-20 | 25,862 |
| 10/03 | #18 Arkansas* | W | 28-24 | 30,313 |
| 10/10 | at Rice* | L | 28-41 | 15,000 |
| 10/17 | Utah State | T | 13-13 | 15,357 |
| 10/24 | at Baylor* | L | 21-34 | 40,000 |
| 10/31 | Houston* | L | 16-20 | 13,257 |
| 11/07 | at Texas Tech* | T | 39-39 | 37,774 |
| 11/14 | at #10 Texas* | L | 15-31 | 60,038 |
| 11/21 | Texas A&M* | L | 7-37 | 29,483 |

* - Southwest Conference game

1982 - (3-8; 2-6 SWC)

Coach: F. A. Dry

| | | | | |
|-------|------------------|---|-------|--------|
| 09/11 | Utah State | W | 24-9 | 17,423 |
| 09/18 | at Kansas | L | 19-30 | |
| 09/25 | at SMU* | L | 13-16 | 34,321 |
| 10/02 | at #10 Arkansas* | L | 0-35 | 54,868 |
| 10/09 | Rice* | W | 24-16 | 20,278 |
| 10/16 | at Ole Miss | L | 9-27 | 37,218 |
| 10/23 | Baylor* | W | 38-34 | 23,811 |
| 10/30 | at Houston* | L | 27-31 | 21,103 |
| 11/06 | Texas Tech* | L | 14-16 | 22,104 |
| 11/13 | #20 Texas* | L | 21-38 | 22,468 |
| 11/20 | at Texas A&M* | L | 14-34 | 51,892 |

* - Southwest Conference game

1983 - (1-8-2; 1-6-1 SWC)

Coach: Jim Wacker

| | | | | |
|-------|-----------------|---|-------|--------|
| 09/10 | Kansas | T | 16-16 | 27,244 |
| 09/17 | at Kansas State | L | 3-20 | 25,400 |
| 09/24 | SMU* | L | 17-21 | 34,405 |
| 10/01 | Arkansas* | L | 21-38 | 28,310 |
| 10/08 | at Rice* | W | 34-20 | 10,000 |
| 10/15 | Ole Miss | L | 7-30 | 21,176 |
| 10/22 | at Baylor* | L | 21-56 | 35,876 |
| 10/29 | Houston* | L | 21-28 | 16,810 |
| 11/05 | at Texas Tech* | T | 10-10 | 37,507 |
| 11/12 | at #2 Texas* | L | 14-20 | 61,156 |
| 11/19 | Texas A&M* | L | 10-20 | 28,640 |

* - Southwest Conference game

1984 - (8-4; 5-3 SWC)

Coach: Jim Wacker

| | | | | |
|----------------------------------|--------------------|---|-------|--------|
| 09/15 | at Utah State | W | 62-18 | 12,009 |
| 09/22 | Kansas State | W | 42-10 | 28,412 |
| 09/29 | at SMU* | L | 17-26 | 58,206 |
| 10/06 | at Arkansas* | W | 32-31 | 42,208 |
| 10/13 | Rice* | W | 45-24 | 22,612 |
| 10/20 | North Texas State | W | 34-3 | 18,795 |
| 10/27 | Baylor* | W | 38-28 | 23,885 |
| 11/03 | (20) at Houston* | W | 21-4 | 20,102 |
| 11/10 | (15) Texas Tech* | W | 27-16 | 34,075 |
| 11/17 | (12) #10 Texas* | L | 23-44 | 47,280 |
| 11/24 | (17) at Texas A&M* | L | 21-35 | 38,209 |
| Bluebonnet Bowl (Houston) | | | | |
| 12/31 | vs. West Virginia | L | 14-31 | 43,260 |

* - Southwest Conference game

1985 - (3-8; 0-8 SWC)

Coach: Jim Wacker

| | | | | |
|-------|-------------------|---|-------|--------|
| 09/14 | Tulane | W | 30-13 | 31,512 |
| 09/21 | at Kansas State | W | 24-22 | 15,500 |
| 09/28 | SMU* | L | 21-56 | 42,414 |
| 10/05 | #10 Arkansas* | L | 0-41 | 40,112 |
| 10/12 | at Rice* | L | 27-34 | 10,000 |
| 10/19 | North Texas State | W | 14-10 | 19,914 |
| 10/26 | at #13 Baylor* | L | 0-45 | 42,500 |
| 11/02 | Houston* | L | 21-26 | 19,854 |
| 11/09 | at Texas Tech* | L | 7-63 | 33,536 |
| 11/16 | at Texas* | L | 0-20 | 66,397 |
| 11/23 | Texas A&M* | L | 6-53 | 38,782 |

* - Southwest Conference game

1986 - (3-8; 1-7 SWC)

Coach: Jim Wacker

| | | | | |
|-------|-------------------|---|-------|--------|
| 09/13 | at Tulane | W | 48-31 | 34,187 |
| 09/20 | Kansas State | W | 35-22 | 26,139 |
| 09/27 | at SMU* | L | 21-31 | 35,481 |
| 10/04 | at #8 Arkansas* | L | 17-34 | 41,808 |
| 10/11 | Rice* | L | 31-37 | 21,092 |
| 10/18 | North Texas State | L | 20-24 | 16,021 |
| 10/25 | Baylor* | L | 17-28 | 24,101 |
| 11/01 | at Houston* | W | 30-14 | 10,125 |
| 11/08 | Texas Tech* | L | 14-36 | 25,729 |
| 11/15 | Texas* | L | 16-45 | 27,517 |
| 11/22 | at #11 Texas A&M* | L | 10-74 | 59,126 |

* - Southwest Conference game

1987 - (5-6; 3-4 SWC)

Coach: Jim Wacker

| | | | | |
|-------|-------------------|---|-------|--------|
| 09/5 | at Boston Coll. | L | 20-38 | 30,000 |
| 09/12 | at Air Force | L | 10-21 | 41,000 |
| 09/19 | BYU | W | 33-12 | 22,615 |
| 10/03 | Arkansas* | L | 10-20 | 39,017 |
| 10/10 | at Rice* | W | 30-16 | 11,700 |
| 10/17 | North Texas State | W | 19-10 | 23,291 |
| 10/24 | at Baylor* | W | 24-0 | 36,138 |
| 10/31 | Houston* | W | 35-7 | 25,257 |
| 11/07 | at Texas Tech* | L | 35-36 | 28,516 |
| 11/14 | at Texas* | L | 21-24 | 63,642 |
| 11/21 | #8 Texas A&M* | L | 24-42 | 40,164 |

* - Southwest Conference game

1988 - (4-7; 2-5 SWC)

Coach: Jim Wacker

| | | | | |
|-------|-------------------|---|-------|--------|
| 09/10 | at Georgia | L | 10-38 | 72,680 |
| 09/17 | Bowling Green | W | 49-12 | 18,706 |
| 09/24 | Boston College | W | 31-17 | 25,335 |
| 10/01 | at Arkansas* | L | 10-53 | 41,240 |
| 10/08 | Rice* | W | 21-10 | 25,102 |
| 10/15 | at BYU | L | 18-31 | 64,103 |
| 10/22 | Baylor* | W | 24-4 | 25,221 |
| 10/29 | at Houston* | L | 12-40 | 15,582 |
| 11/05 | Texas Tech* | L | 10-23 | 29,363 |
| 11/12 | Texas* | L | 21-30 | 29,083 |
| 11/19 | at #13 Texas A&M* | L | 0-18 | 52,969 |

* - Southwest Conference game

1989 - (4-7; 2-6 SWC)

Coach: Jim Wacker

| | | | | |
|-------|----------------|---|-------|--------|
| 09/09 | at Missouri | L | 10-14 | 39,449 |
| 09/16 | Texas A&M* | L | 7-44 | 42,960 |
| 09/23 | Southern Miss | W | 19-17 | 15,839 |
| 09/30 | SMU* | W | 28-10 | 26,023 |
| 10/07 | #7 Arkansas* | L | 19-41 | 25,734 |
| 10/14 | at Rice* | W | 30-16 | 12,100 |
| 10/21 | Air Force | W | 27-9 | 23,593 |
| 10/28 | at Baylor* | L | 9-27 | 35,713 |
| 11/04 | Houston* | L | 10-55 | 19,112 |
| 11/11 | at Texas Tech* | L | 7-37 | 39,255 |
| 11/18 | at Texas* | L | 17-31 | 50,882 |

* - Southwest Conference game

1990 - (5-6; 3-5 SWC)

Coach: Jim Wacker

| | | | | |
|-------|-------------------|---|-------|--------|
| 09/01 | Washington State | L | 3-21 | 25,198 |
| 09/08 | at Missouri | W | 20-19 | 35,284 |
| 09/22 | Oklahoma State | W | 31-21 | 25,082 |
| 09/29 | at SMU* | W | 42-21 | 20,100 |
| 10/06 | vs. #21 Arkansas* | W | 54-26 | 51,512 |
| 10/13 | Rice* | W | 38-28 | 23,704 |
| 10/27 | (24) Baylor* | L | 21-27 | 28,035 |
| 11/03 | at Houston* | L | 35-56 | 25,727 |
| 11/10 | Texas Tech* | L | 28-40 | 28,730 |
| 11/17 | #7 Texas* | L | 10-38 | 39,007 |
| 11/24 | at #19 Texas A&M* | L | 10-56 | 40,378 |

* - Southwest Conference game

1 - Little Rock, Ark.

1991 - (7-4; 4-4 SWC)

Coach: Jim Wacker

| | | | | |
|-------|-------------------|---|-------|--------|
| 09/07 | New Mexico | W | 60-7 | 22,005 |
| 09/14 | Ball State | W | 22-16 | 25,383 |
| 09/21 | at Oklahoma State | W | 24-21 | 37,206 |
| 09/28 | at Texas Tech* | W | 30-16 | 40,276 |
| 10/05 | Arkansas* | L | 21-22 | 34,246 |
| 10/19 | at Rice* | W | 38-28 | 22,400 |
| 10/26 | at #22 Baylor* | L | 9-26 | 39,102 |
| 11/02 | SMU* | W | 18-10 | 23,941 |
| 11/07 | Texas A&M* | L | 7-44 | 27,010 |
| 11/16 | at Texas* | L | 0-32 | 57,656 |
| 11/23 | Houston* | W | 49-45 | 20,091 |

YEAR-BY-YEAR RESULTS

1998 - (7-5; 4-4 WAC)

Coach: Dennis Franchione

| | | | | |
|----------------------------------|--------------------|-------|-------|--------|
| 09/05 | at Iowa State | W | 31-21 | 33,008 |
| 09/12 | Oklahoma | L | 9-10 | 38,256 |
| 09/26 | #23 Air Force* | W | 35-34 | 26,418 |
| 10/03 | Vanderbilt | W 2ot | 19-16 | 26,210 |
| 10/10 | Fresno State* | W | 21-10 | 28,013 |
| 10/17 | at SMU* | L | 6-10 | 26,360 |
| 10/24 | at Colorado State* | L | 21-42 | 31,640 |
| 10/31 | Wyoming* | L | 27-34 | 23,080 |
| 11/07 | Rice* | L | 12-14 | 21,111 |
| 11/14 | at Tulsa* | W | 17-7 | 12,628 |
| 11/21 | at UNLV* | W | 41-18 | 15,441 |
| Sun Bowl (El Paso, Texas) | | | | |
| 12/31 | vs. USC | W | 28-19 | 46,612 |

* - Western Athletic Conference game

1999 - (8-4; 5-2 WAC CO-CHAMPIONS)

Coach: Dennis Franchione

| | | | | |
|-------|-------------------|------|-------|--------|
| 09/05 | #15 Arizona | L | 31-35 | 34,612 |
| 09/11 | at Northwestern | L | 7-17 | 26,494 |
| 09/25 | at Arkansas State | W | 24-21 | 14,781 |
| 10/02 | at Fresno State* | L ot | 19-26 | 37,112 |
| 10/09 | San Jose State* | W | 42-0 | 21,093 |
| 10/16 | Tulsa* | W | 56-17 | 27,957 |
| 10/23 | at Rice* | L | 21-42 | 28,535 |
| 10/30 | at Hawai'i* | W | 34-14 | 36,026 |
| 11/13 | North Texas | W | 27-3 | 27,133 |
| 11/20 | UTEP* | W | 52-24 | 21,218 |
| 11/26 | SMU* | W | 21-0 | 25,725 |

Mobile Alabama Bowl (Mobile, Ala.)

| | | | | |
|-------|-----------------------|---|-------|--------|
| 12/22 | vs. #20 East Carolina | W | 28-14 | 34,200 |
|-------|-----------------------|---|-------|--------|

* - Western Athletic Conference game

2000 - (10-2; 7-1 WAC CO-CHAMPIONS)

Coach: Dennis Franchione

| | | | | |
|-------|--------------------|---|-------|--------|
| 09/09 | at Nevada* | W | 41-10 | 19,797 |
| 09/16 | Northwestern | W | 41-14 | 30,796 |
| 09/23 | Arkansas State | W | 52-3 | 32,167 |
| 09/30 | at Navy | W | 24-0 | 28,477 |
| 10/07 | Hawai'i* | W | 41-21 | 31,896 |
| 10/21 | at Tulsa* | W | 17-3 | 20,034 |
| 10/28 | Rice* | W | 37-0 | 30,762 |
| 11/04 | at San Jose State* | L | 24-27 | 15,681 |
| 11/11 | Fresno State* | W | 24-7 | 29,316 |
| 11/18 | UTEP* | W | 47-14 | 40,068 |
| 11/24 | at SMU* | W | 62-7 | 26,551 |

GMAC Mobile Alabama Bowl (Mobile, Ala.)

| | | | | |
|-------|-------------------|---|-------|--------|
| 12/20 | vs. Southern Miss | L | 21-28 | 40,300 |
|-------|-------------------|---|-------|--------|

* - Western Athletic Conference game

2001 - (6-6; 4-3 CONFERENCE USA)

Coach: Gary Patterson

| | | | | |
|-------|--------------------|------|-------|--------|
| 08/25 | at #4 Nebraska | L | 7-21 | 77,473 |
| 09/01 | at North Texas | W | 19-5 | 22,837 |
| 09/08 | at SMU | W | 38-10 | 24,122 |
| 09/22 | Northwestern State | L ot | 24-27 | 30,409 |
| 09/29 | at Houston* | W | 34-17 | 19,708 |
| 10/13 | at Tulane* | L | 22-48 | 18,778 |
| 10/20 | Army* | W | 38-20 | 38,168 |
| 10/30 | East Carolina* | L | 30-37 | 25,134 |
| 11/10 | at UAB* | L | 17-38 | 16,972 |
| 11/23 | #17 Louisville* | W | 37-22 | 22,176 |
| 12/07 | at Southern Miss* | W | 14-12 | 23,114 |

galleryfurniture.com Bowl (Houston)

| | | | | |
|-------|---------------|---|------|--------|
| 12/28 | vs. Texas A&M | L | 9-28 | 53,480 |
|-------|---------------|---|------|--------|

* - Conference USA game

2002 - (10-2; 6-2 C-USA CO-CHAMPIONS)

Coach: Gary Patterson

| | | | | |
|-------|-------------------|------|-------|--------|
| 09/02 | at Cincinnati* | L ot | 29-36 | 25,518 |
| 09/07 | at Northwestern | W | 48-24 | 21,422 |
| 09/14 | SMU | W | 17-6 | 30,621 |
| 09/21 | North Texas | W | 16-10 | 33,281 |
| 10/05 | Houston* | W | 34-17 | 24,088 |
| 10/12 | at Army* | W | 46-27 | 32,454 |
| 10/19 | at Louisville* | W | 45-31 | 34,127 |
| 10/30 | Southern Miss* | W | 37-7 | 26,612 |
| 11/09 | Tulane* | W | 17-10 | 27,694 |
| 11/23 | at East Carolina* | L | 28-31 | 23,189 |
| 11/30 | Memphis* | W | 27-20 | 24,583 |

AXA Liberty Bowl (Memphis, Tenn.)

| | | | | |
|-------|------------------------|---|------|--------|
| 12/31 | vs. #23 Colorado State | W | 17-3 | 55,207 |
|-------|------------------------|---|------|--------|

* - Conference USA game

2003 - (11-2; 7-1 CONFERENCE USA)

Coach: Gary Patterson

| | | | | |
|-------|------------------------|------|-------|--------|
| 09/01 | (25) at Tulane* | W | 38-35 | 28,966 |
| 09/06 | (25) Navy | W | 17-3 | 35,688 |
| 09/20 | (20) Vanderbilt | W | 30-14 | 37,192 |
| 09/27 | (19) at Arizona | W ot | 13-10 | 39,282 |
| 10/04 | (20) Army* | W | 27-0 | 39,282 |
| 10/10 | (18) at USF* | W | 13-10 | 33,368 |
| 10/18 | (16) UAB* | W | 27-24 | 28,927 |
| 10/25 | (15) at Houston* | W | 62-55 | 21,136 |
| 11/05 | (13) Louisville* | W | 31-28 | 33,681 |
| 11/15 | (10) Cincinnati* | W | 43-10 | 42,161 |
| 11/20 | (10) at Southern Miss* | L | 28-40 | 30,141 |
| 11/29 | (19) at SMU | W | 20-13 | 20,112 |

PlainsCapital Fort Worth Bowl (Fort Worth)

| | | | | |
|-------|--------------------------|---|-------|--------|
| 12/23 | (19) vs. #18 Boise State | L | 31-34 | 30,028 |
|-------|--------------------------|---|-------|--------|

* - Conference USA game

2004 - (5-6; 3-5 CONFERENCE USA)

Coach: Gary Patterson

| | | | | |
|-------|--------------------|-------|-------|--------|
| 09/02 | Northwestern | W 2ot | 48-45 | 26,843 |
| 09/11 | SMU | W | 44-0 | 33,458 |
| 09/18 | at Texas Tech | L | 35-70 | 51,271 |
| 09/25 | USF* | L 2ot | 44-45 | 27,546 |
| 10/02 | at Army* | W | 21-17 | 32,707 |
| 10/15 | at UAB* | L | 25-41 | 33,280 |
| 10/23 | Houston* | W | 34-27 | 36,276 |
| 10/30 | at Cincinnati* | L | 10-21 | 20,453 |
| 11/10 | at #12 Louisville* | L | 28-55 | 40,107 |
| 11/20 | Southern Miss* | W | 42-17 | 27,992 |
| 11/27 | Tulane* | L | 31-35 | 24,362 |

* - Conference USA game

2005 - (11-1; 8-0 MWC CHAMPIONS)

Coach: Gary Patterson

| | | | | |
|-------|--------------------------|------|-------|--------|
| 09/03 | at #5 Oklahoma | W | 17-10 | 84,332 |
| 09/10 | (22) at SMU | L | 10-21 | 22,416 |
| 09/15 | Utah* | W ot | 23-20 | 25,220 |
| 09/24 | at BYU* | W ot | 51-50 | 58,320 |
| 10/01 | New Mexico* | W | 49-28 | 32,251 |
| 10/08 | at Wyoming* | W | 28-14 | 27,723 |
| 10/15 | (25) Army | W | 38-17 | 34,478 |
| 10/22 | (21) at Air Force* | W | 48-10 | 33,210 |
| 10/29 | (20) at San Diego State* | W | 23-20 | 21,698 |
| 11/05 | (20) Colorado State* | W | 33-6 | 36,284 |
| 11/12 | (18) UNLV* | W | 51-3 | 28,035 |

EVInet Houston Bowl (Houston)

| | | | | |
|-------|---------------------|---|-------|--------|
| 12/31 | (14) vs. Iowa State | W | 27-24 | 37,286 |
|-------|---------------------|---|-------|--------|

* - Mountain West Conference game

2006 - (11-2; 6-2 MWC)

Coach: Gary Patterson

| | | | | |
|-------|---------------------|---|-------|--------|
| 09/03 | (22) at Baylor | W | 17-7 | 42,733 |
| 09/09 | (23) UC Davis | W | 46-13 | 25,272 |
| 09/16 | (20) #24 Texas Tech | W | 12-3 | 45,647 |
| 09/28 | (17) BYU* | L | 17-31 | 32,190 |
| 10/05 | at Utah* | L | 7-20 | 43,790 |
| 10/21 | at Army | W | 31-17 | 33,614 |
| 10/28 | Tulane* | W | 26-3 | 31,394 |
| 11/04 | at UNLV* | W | 25-10 | 13,916 |
| 11/11 | at New Mexico* | W | 27-21 | 32,754 |
| 11/18 | San Diego State* | W | 52-0 | 26,287 |
| 11/25 | at Colorado State* | W | 45-14 | 16,146 |
| 12/02 | Air Force* | W | 38-14 | 30,767 |

Poinsettia Bowl (San Diego)

| | | | | |
|-------|----------------------------|---|------|--------|
| 12/19 | (25) vs. Northern Illinois | W | 37-7 | 29,709 |
|-------|----------------------------|---|------|--------|

* - Mountain West Conference game

2007 - (8-5; 4-4 MWC)

Coach: Gary Patterson

| | | | | |
|-------|---------------------|------|-------|--------|
| 09/01 | (22) Baylor | W | 27-0 | 35,606 |
| 09/08 | (19) at #7 Texas | L | 13-34 | 84,621 |
| 09/13 | at Air Force* | L ot | 17-20 | 31,556 |
| 09/22 | SMU | W | 21-7 | 31,511 |
| 09/29 | Colorado State* | W | 24-12 | 32,870 |
| 10/06 | at Wyoming* | L | 21-24 | 23,077 |
| 10/13 | at Stanford | W | 38-36 | 37,777 |
| 10/18 | Utah* | L | 20-27 | 25,391 |
| 11/03 | New Mexico* | W | 37-0 | 28,369 |
| 11/08 | at BYU* | L | 22-27 | 64,241 |
| 11/17 | UNLV* | W | 34-10 | 26,425 |
| 11/24 | at San Diego State* | W | 45-33 | 18,350 |

Texas Bowl (Houston)

| | | | | |
|-------|-------------|---|-------|--------|
| 12/28 | vs. Houston | W | 20-13 | 62,097 |
|-------|-------------|---|-------|--------|

* - Mountain West Conference game

2008 - (11-2; 7-1 MWC)

Coach: Gary Patterson

| | | | | |
|-------|---------------------|---|-------|--------|
| 08/30 | at New Mexico* | W | 26-3 | 31,583 |
| 09/06 | Stephen F. Austin | W | 67-7 | 27,074 |
| 09/13 | Stanford | W | 31-14 | 25,531 |
| 09/20 | at SMU | W | 48-7 | 30,923 |
| 09/27 | (23) at #2 Oklahoma | L | 10-35 | 85,158 |
| 10/04 | San Diego State* | W | 41-7 | 30,620 |
| 10/11 | at Colorado State* | W | 13-7 | 27,130 |
| 10/16 | #8 BYU* | W | 32-7 | 36,180 |
| 10/25 | (15) Wyoming* | W | 54-7 | 30,103 |
| 11/01 | (12) at UNLV* | W | 44-14 | 16,121 |
| 11/06 | (11) at #9 Utah* | L | 10-13 | 45,666 |
| 11/22 | (15) Air Force* | W | 44-10 | 32,823 |

Poinsettia Bowl (San Diego)

| | | | | |
|-------|-------------------------|---|-------|--------|
| 12/23 | (11) vs. #9 Boise State | W | 17-16 | 34,628 |
|-------|-------------------------|---|-------|--------|

* - Mountain West Conference game

2009 - (12-1; 8-0 MWC CHAMPIONS)

Coach: Gary Patterson

| | | | | |
|-------|-------------------------|---|-------|--------|
| 09/12 | (16) at Virginia | W | 30-14 | 48,336 |
| 09/19 | (15) Texas State | W | 56-21 | 35,249 |
| 09/26 | (14) at Clemson | W | 14-10 | 70,000 |
| 10/03 | (10) SMU | W | 39-14 | 37,130 |
| 10/10 | (9) at Air Force* | W | 20-17 | 30,104 |
| 10/17 | (8) Colorado State* | W | 44-6 | 31,156 |
| 10/24 | (7) at #16 BYU* | W | 38-7 | 64,641 |
| 10/31 | (6) UNLV* | W | 41-0 | 33,541 |
| 11/07 | (4) at San Diego State* | W | 55-12 | 21,708 |
| 11/14 | (4) #16 Utah* | W | 55-28 | 50,307 |
| 11/21 | (4) at Wyoming* | W | 45-10 | 15,031 |
| 11/28 | (6) New Mexico* | W | 51-10 | 41,738 |

Fiesta Bowl (Glendale, Ariz.)

| | | | | |
|-------|------------------------|---|-------|--------|
| 01/04 | (3) vs. #6 Boise State | L | 10-17 | 73,227 |
|-------|------------------------|---|-------|--------|

* - Mountain West Conference game

2010 - (13-0; 8-0 MWC CHAMPIONS)

Coach: Gary Patterson

| | | | | |
|-------|--------------------------|---|-------|--------|
| 09/04 | (6) vs. #2 Oregon State* | W | 30-21 | 46,138 |
| 09/11 | (4) Tennessee Tech | W | 62-7 | 37,117 |
| 09/18 | (4) Baylor | W | 45-10 | 47,393 |
| 09/24 | (4) at SMU | W | 41-24 | 35,481 |
| 10/02 | (5) at Colorado State* | W | 27-0 | 22,553 |
| 10/09 | (5) Wyoming* | W | 45-0 | 38,081 |
| 10/16 | (4) BYU* | W | 31-3 | 40,416 |
| 10/23 | (4) Air Force* | W | 38-7 | 46,096 |
| 10/30 | (4) at UNLV* | W | 48-6 | 16,745 |
| 11/06 | (3) at #5 Utah* | W | 47-7 | 46,522 |
| 11/13 | (3) San Diego State* | W | 40-35 | 45,694 |
| 11/27 | (4) at New Mexico* | W | 66-17 | 18,640 |

Rose Bowl (Pasadena, Calif.)

| | | | | |
|-------|----------------------|---|-------|--------|
| 01/01 | (3) vs. #5 Wisconsin | W | 21-19 | 94,118 |
|-------|----------------------|---|-------|--------|

* - Mountain West Conference game

1 - Cowboy Classic (Arlington, Texas)

2011 - (11-2; 7-0 MWC CHAMPIONS)

Coach: Gary Patterson

| | | | | |
|-------|-----------------------|------|-------|--------|
| 09/02 | (14) at Baylor | L | 48-50 | 43,753 |
| 09/10 | (25) at Air Force* | W | 35-19 | 42,107 |
| 09/17 | (23) Louisiana-Monroe | W | 38-17 | 32,719 |
| 09/24 | (20) Portland State | W | 55-13 | 33,825 |
| 10/01 | (20) SMU | L ot | 33-40 | 35,632 |
| 10/08 | at San Diego State* | W | 27-14 | 44,248 |
| 10/22 | New Mexico* | W | 69-0 | 33,833 |
| 10/28 | vs. BYU* | W | 38-28 | 50,094 |
| 11/5 | at Wyoming* | W | 31-20 | 17,673 |
| 11/12 | at #5 Boise State* | W | 36-35 | 34,146 |
| 11/19 | (19) Colorado State* | W | 34-10 | 34,094 |
| 12/3 | (18) UNLV* | W | 56-9 | 32,012 |

Poinsettia Bowl (San Diego)

| | | | | |
|-------|-------------------------|---|-------|--------|
| 12/21 | (16) vs. Louisiana Tech | W | 31-24 | 24,607 |
|-------|-------------------------|---|-------|--------|

* - Mountain West Conference game

1 - Arlington, Texas

2012 - (7-6; 4-5 BIG

2018 - (7-6; 4-5 BIG 12)

| | | | | | |
|--------------------------------|------------------------|---|-----------|--------|--|
| Coach: Gary Patterson | | | | | |
| 09/01 | (16) Southern | W | 55-7 | 42,219 | |
| 09/07 | (16) at SMU | W | 42-12 | 24,216 | |
| 09/15 | (15) vs.#4 Ohio State¹ | L | 28-40 | 64,362 | |
| 09/22 | (17) at Texas* | L | 16-31 | 95,124 | |
| 09/29 | Iowa State* | W | 17-14 | 42,664 | |
| 10/11 | Texas Tech* | L | 14-17 | 44,387 | |
| 10/20 | *9 Oklahoma* | L | 27-52 | 45,055 | |
| 10/27 | at Kansas* | L | 26-27 | 15,069 | |
| 11/03 | Kansas State* | W | 14-13 | 40,486 | |
| 11/10 | at #7 West Virginia* | L | 10-47 | 60,007 | |
| 11/17 | at Baylor* | W | 16-9 | 45,140 | |
| 11/24 | Oklahoma State* | W | 31-24 | 42,394 | |
| Cheez-It Bowl (Phoenix) | | | | | |
| 12/26 | vs. California | W | 10-7 (OT) | 33,121 | |

* - Big 12 Conference game
1 - Advocare Showdown (Arlington, Texas)

2019 - (5-7; 3-6 BIG 12)

| | | | | | |
|-----------------------|---------------------|-------|-------|--------|--|
| Coach: Gary Patterson | | | | | |
| 08/31 | Arkansas-Pine Bluff | W | 39-7 | 40,422 | |
| 09/04 | at Purdue | W | 34-13 | 60,037 | |
| 09/21 | (25) SMU | L | 38-41 | 41,250 | |
| 09/28 | Kansas* | W | 51-14 | 41,960 | |
| 10/05 | at Iowa State* | L | 24-49 | 59,553 | |
| 10/19 | at Kansas State* | L | 17-24 | 48,298 | |
| 10/26 | *15 Texas* | W | 37-27 | 47,660 | |
| 11/02 | at Oklahoma State* | L | 27-34 | 52,861 | |
| 11/09 | *12 Baylor* | L 3ot | 23-29 | 45,870 | |
| 11/16 | at Texas Tech* | W | 33-31 | 50,459 | |
| 11/23 | at #8 Oklahoma* | L | 24-28 | 82,241 | |
| 11/29 | West Virginia* | L | 17-20 | 40,126 | |

* - Big 12 Conference game

2020 - (6-4; 5-4 BIG 12)

| | | | | | |
|-----------------------|-------------------|---|-------|--------|--|
| Coach: Gary Patterson | | | | | |
| 09/26 | Iowa State* | L | 34-37 | 11,852 | |
| 10/03 | at *9 Texas* | W | 33-31 | 17,753 | |
| 10/10 | Kansas State* | L | 14-21 | 12,208 | |
| 10/24 | Oklahoma* | L | 14-33 | 12,440 | |
| 10/31 | at Baylor* | W | 33-23 | 11,687 | |
| 11/07 | Texas Tech* | W | 34-18 | 12,356 | |
| 11/14 | at West Virginia* | L | 6-24 | 11,111 | |
| 11/28 | at Kansas* | W | 59-23 | - | |
| 12/05 | Oklahoma State* | W | 29-22 | 12,594 | |
| 12/12 | Louisiana Tech | W | 52-10 | 10,472 | |

* - Big 12 Conference game

2021 - (5-7; 3-6 BIG 12)

| | | | | | |
|----------------------------------|------------------------|---|-------|--------|--|
| Coach: Gary Patterson/Jerry Kill | | | | | |
| 09/04 | Duquesne | W | 45-3 | 35,377 | |
| 09/11 | California | W | 34-32 | 38,631 | |
| 09/25 | SMU | L | 34-42 | 46,672 | |
| 10/02 | Texas* | L | 27-32 | 43,337 | |
| 10/09 | at Texas Tech * | W | 52-31 | 55,821 | |
| 10/16 | at #4 Oklahoma* | L | 31-52 | 84,391 | |
| 10/23 | West Virginia* | L | 17-29 | 37,288 | |
| 10/30 | at Kansas State* | L | 12-31 | 44,339 | |
| 11/06 | *12 Baylor* | W | 30-28 | 40,338 | |
| 11/13 | at *11 Oklahoma State* | L | 17-63 | 54,549 | |
| 11/20 | Kansas* | W | 31-28 | 35,061 | |
| 11/26 | at Iowa State* | L | 14-48 | 57,775 | |

* - Big 12 Conference game

2022 - (13-2; 9-0 BIG 12)

| | | | | | |
|--|--------------------------|-------|-------|---------|--|
| Coach: Sonny Dykes | | | | | |
| 09/02 | at Colorado | W | 38-13 | 47,868 | |
| 09/11 | Tarleton | W | 59-17 | 43,197 | |
| 09/24 | at SMU | W | 42-34 | 35,570 | |
| 10/01 | *18 Oklahoma* | W | 55-24 | 49,095 | |
| 10/08 | (17) at #19 Kansas * | W | 38-31 | 47,233 | |
| 10/15 | (13) #8 Oklahoma St.* | W 2ot | 43-40 | 49,594 | |
| 10/22 | (8) #17 Kansas State* | W | 38-28 | 47,881 | |
| 10/29 | (7) at West Virginia* | W | 41-31 | 50,426 | |
| 11/05 | (7) Texas Tech* | W | 34-24 | 44,760 | |
| 11/12 | (4) at #18 Texas* | W | 17-10 | 104,203 | |
| 11/19 | (4) at Baylor* | W | 29-28 | 44,393 | |
| 11/26 | (4) Iowa State* | W | 62-14 | 44,846 | |
| Big 12 Championship (Arlington) | | | | | |
| 12/03 | (3) vs. #10 Kansas State | Lot | 28-31 | 69,335 | |
| College Football Playoff Semifinal at Fiesta Bowl (Glendale, Ariz.) | | | | | |
| 12/31 | (3) vs. #2 Michigan | W | 51-45 | 71,723 | |
| CFP National Championship (Los Angeles) | | | | | |
| 01/09 | (3) vs. #1 Georgia | L | 7-65 | 72,628 | |

* - Big 12 Conference game

2023 - (5-7; 3-6 BIG 12)

| | | | | | |
|--------------------|------------------|---|-------|--------|--|
| Coach: Sonny Dykes | | | | | |
| 09/02 | (17) Colorado | L | 42-45 | 53,294 | |
| 09/09 | Nicholls | W | 41-6 | 45,010 | |
| 09/16 | at Houston* | W | 36-13 | 36,049 | |
| 09/23 | SMU | W | 34-17 | 51,243 | |
| 09/30 | West Virginia* | L | 21-24 | 43,736 | |
| 10/07 | at Iowa State* | L | 14-27 | 60,535 | |
| 10/14 | BYU* | W | 44-11 | 44,599 | |
| 10/21 | at Kansas State* | L | 3-41 | 52,580 | |
| 11/02 | at Texas Tech* | L | 28-35 | 51,185 | |
| 11/11 | #7 Texas* | L | 26-29 | 50,812 | |
| 11/18 | Baylor* | W | 42-17 | 42,621 | |
| 11/24 | at #14 Oklahoma* | L | 45-69 | 83,669 | |

* - Big 12 Conference game

2024 - (9-4; 6-3 BIG 12)

| | | | | | |
|--------------------|-----------------|---|-------|--------|--|
| Coach: Sonny Dykes | | | | | |
| 08/30 | at Stanford | W | 34-27 | 36,026 | |
| 09/07 | LIU | W | 45-0 | 44,063 | |
| 09/14 | UCF* | L | 34-35 | 48,889 | |
| 09/21 | at SMU | L | 42-66 | 33,168 | |
| 09/28 | at Kansas* | W | 38-27 | 47,928 | |
| 10/04 | Houston* | L | 19-30 | 44,211 | |
| 10/19 | at Utah* | W | 13-7 | 53,299 | |
| 10/26 | Texas Tech* | W | 35-34 | 42,144 | |
| 11/02 | at Baylor* | L | 34-37 | 44,171 | |
| 11/09 | Oklahoma State* | W | 38-13 | 45,348 | |
| 11/23 | Arizona* | W | 49-28 | 42,977 | |
| 11/30 | at Cincinnati* | W | 20-13 | 30,021 | |

| | | | | | |
|---|---------------|---|------|--------|--|
| Isleta New Mexico Bowl (Albuquerque) | | | | | |
| 12/28 | vs. Louisiana | W | 34-3 | 22,827 | |

* - Big 12 Conference game

1936 SUGAR BOWL

TCU 3, LSU 2 · Jan. 1, 1936

NEW ORLEANS, La. – Bernie Moore, coach of the LSU football team, was skeptical that TCU's 3 to 2 victory in the Sugar Bowl game was a conclusive test of the squads. "My conclusion of the game was that the slippery field eliminated at least 30 percent of the offensive power of both teams," he said. Dutch Meyer, coach of TCU, said he thought the contest before a capacity crowd of 35,000 was the "finest I've ever seen played in the rain."

Yesterday's "baseball score" game was a thriller which kept the spectators in their seats despite a slow rain which fell throughout the second half ... LSU scored in the second quarter after passes and runs brought the ball to the TCU two-inch line where it changed hands on downs. When (Sammy) Baugh attempted to pass from behind the goal line he stepped over the end zone, automatically giving LSU a safety for a two-point lead. The Texans came back in the same period to recover a Louisiana fumble on the Louisiana 40 and pushed down to the LSU 16. Taldon Manton then kicked a field goal from the Tiger 26. From that point on the game was a battle of mighty defenses.

TCU played most of the game minus the services of three of her brightest stars – Left Halfback George Kline, All-American Center Darrell Lester and Halfback Rex Clark ... Clark played only one down and that was by the courtesy of Coach Meyer who wanted the injured senior star to be able to say he played in the 1936 Sugar Bowl game ... Baugh made the longest run of the day – a 44-yard gallop.

– Fort Worth Star-Telegram



1937 COTTON BOWL

TCU 16, Marquette 6 · Jan. 1, 1937

DALLAS – With a sling-back attack that whipped over a field goal and two touchdowns in the first 25 minutes of play and with a sturdy defense that piled up the Marquette Golden Avalanche, TCU captured a spectacular football game here this New Year's Day. The score in the Cotton Bowl classic was 16-6.

So sudden, sharp and dazzling was the sweep of action of the battle that 15,000 spectators, who braved threatening weather, forgot the gray gloom of the afternoon. Led by Sammy Baugh, who out-passed and outplayed "Buzz" Buiuid to cinch his claim to the title of the greatest passer of the season, the Texans uncorked an offense that flared into long gains both on the ground and in the air. Although it was Baugh who paced the attack and won the attention of the crowd, it was L.D. Meyer who did the real damage.

He scored all of TCU's 16 points. He kicked a 33-yard field goal for the first three points in the opening minutes. Before the first quarter had ended, Meyer collaborated with Sambo on a 55-yard pass-and-run gain for the first Frog TD, and in the second quarter he took an 18-yard heave from Vic Montgomery for the last score. Meyer even converted after the first touchdown.

A 60-yard punt return by Art Guepe in the first quarter accounted for all of Marquette's points.

– Fort Worth Star-Telegram



1939 SUGAR BOWL

TCU 15, Carnegie Tech 7 · Jan. 2, 1939

NEW ORLEANS, La. – It was with power, passes and kicking that the Christians made the two touchdowns and one field goal that enabled them to win, 15-7. Carnegie's most consistent method of attack was a bristling, quick-starting and hard-hitting offense, but it was with a brilliant 38-yard pass in the last seconds of the first half that the Skibos scored ... The second half started with the Pittsburghers leading, 7-6. The first time they got possession of the hoghide, the Frogs proved irresistible. Moving with giant strides, they went 80 yards and a touchdown on five plays.

TCU punted one time. That fact alone indicates accurately how fearfully effective was the ground-gaining maneuvers of the big white-shirted representatives ... The one punt figured in making TCU's first touchdown ... When the Skibos punted out, the TCU regulars took over and went 48 yards on 11 plays to take a 6-0 lead ...

Carnegie took the next kickoff and went to town with big, fast and tough George Muha doing most of the dirty work ... Earl Clark intercepted a pass and ran 25 yards to the Carnegie 35 yard-line, but Durward Horner, a TCU end, had been offsidess so the play was called back ... It was on fourth down of this series of plays that Petey Moroz cut loose with his long fine pass for the Carnegie touchdown ...

The third quarter (Davey) O'Brien passed to Horner down the middle ... The end caught the ball between two Skibos, but evaded both of them and ran 24 yards across the goal line.

– Fort Worth Star-Telegram



TCU 3, LSU 2

| | | | | | | |
|-----|---|---|---|---|---|---|
| TCU | 0 | 3 | 0 | 0 | – | 3 |
| LSU | 0 | 2 | 0 | 0 | – | 2 |

Attendance – 35,000

TEAM STATISTICS

| | TCU | LSU |
|-----------------|---------|---------|
| First downs | 6 | 9 |
| Rushes-yards | 49-121 | 45-120 |
| Passing yards | 54 | 59 |
| Return yards | 31 | 42 |
| Passes | 8-3-1 | 21-3-3 |
| Punts | 14-46.0 | 13-44.7 |
| Fumbles-Lost | 2-1 | 3-2 |
| Penalties-yards | 4-20 | 3-33 |

INDIVIDUAL STATISTICS

Rushing

| | |
|-----|---|
| TCU | Lawrence 6-54, Baugh 22-45, Manton 14-15, Kline 1-6, Harrell 3-1, Roberts 1-1, McCall 1-0, Montgomery 1-(-1). |
| LSU | Crass 15-34, Reed 6-29, Fatheree 6-117, Mickal 8-16, Seago 3-13, Bowman 6-10, Kohm 1-1. |

Passing

| | |
|-----|------------------------------------|
| TCU | Baugh 2-7-1-29; Lawrence 1-1-0-25. |
| LSU | Mickal 2-14-3-36; Crass 1-7-0-23. |

Receiving

| | |
|-----|--|
| TCU | Walls 1-25, Meyer 1-18, Lawrence 1-11. |
| LSU | Barrett 3-59. |

TCU 16, MARQUETTE 6

| | | | | | | |
|-----------|----|---|---|---|---|----|
| TCU | 10 | 6 | 0 | 0 | – | 16 |
| Marquette | 6 | 0 | 0 | 0 | – | 6 |

Attendance – 15,000

TEAM STATISTICS

| | TCU | MU |
|-----------------|--------|---------|
| First Downs | 16 | 10 |
| Rushes-yards | 34-169 | 32-55 |
| Passing yards | 149 | 134 |
| Return yards | 81 | 109 |
| Passes | 20-9-3 | 21-11-3 |
| Punts | 4-32.5 | 6-39.5 |
| Fumbles-lost | 1-0 | 1-0 |
| Penalties-yards | 5-35 | 3-25 |

INDIVIDUAL STATISTICS

Rushing

| | |
|-----|--|
| TCU | McClure 5-48, Roberts 11-46, Baugh 2-28, Montgomery 4-26, McCall 5-17, Clifford 1-4, Hall 1-3, Wilkinson 2-2, Blackmon 2-(-1), O'Brien 1-(-4). |
| MU | Guepe (Art) 12-31, Cuff 7-30, Guepe (Al) 1-2, Buiuid 12-(-8). |

Passing

| | |
|-----|--|
| TCU | Baugh 5-13-2-100; O'Brien 3-6-1-33; Montgomery 1-1-0-16. |
| MU | Buiuid 9-18-3-111; Guepe (Art) 2-3-0-23. |

Receiving

| | |
|-----|---|
| TCU | Meyer 3-79, McCall 2-32, Roach 2-26, McClure 1-7, Montgomery 1-5. |
| MU | Cuff 3-30, Anderson 3-14, Buiuid 2-23, Guepe (Art) 1-41, Guepe (Al) 1-19, Cooper 1-7. |

TCU 15, CARNEGIE TECH 7

| | | | | | | |
|---------------|---|---|---|---|---|----|
| TCU | 0 | 6 | 6 | 3 | – | 15 |
| Carnegie Tech | 0 | 7 | 0 | 0 | – | 7 |

Attendance – 50,000

TEAM STATISTICS

| | TCU | CT |
|---------------|---------|---------|
| First Downs | 17 | 8 |
| Rushes-yards | 39-141 | 41-109 |
| Passing yards | 224 | 59 |
| Return yards | 36 | 0 |
| Passes | 28-17-0 | 88-33-2 |
| Punts | 1-40.0 | 6-42.0 |
| Fumbles-lost | 2-2 | 2-1 |

INDIVIDUAL STATISTICS

Rushing

| | |
|-----|--|
| TCU | Hall 6-47, Sparks 14-37, Wilkinson 5-22, Ware 3-19, O'Brien 5-8, Odle 1-7, Clifford 2-5, McClanahan 1-1, Clark 2-(-3). |
| CT | Muha 16-69, Condit 10-31, Ingalls 11-7, Laposki 5-7, Zawaacki 22-4, Jordano 4-4, Lee 1-2, Betz 1-(-5). |

Passing

| | |
|-----|---|
| TCU | O'Brien 17-27-0-224; Odle 0-1-0-0. |
| CT | Moroz 1-2-0-38; Condit 2-5-1-21; Jordano 0-1-1-0. |

Receiving

| | |
|-----|---|
| TCU | Clark 7-81, Hall 5-75, Looney 2-21, Horner 1-44, Ware 1-3, Wilkinson 1-0. |
| CT | Muha 1-38, Fisher 1-2 |

BOWL HISTORY

1942 ORANGE BOWL Georgia 40, TCU 26 · Jan. 1, 1942

MIAMI, Fla. – In the wildest, weirdest football battle ever waged in this corner of the country, the Georgia Bulldogs outscored the courageous TCU Horned Frogs 40-26 ... Coach Wally Butts' fast team, well-equipped on ground and in the air, almost chased the Frogs off the field for 35 minutes... The score mounted to 40-7 with only a few minutes played in the second half.

But the Frogs are not quitters ... Everything was against them. They couldn't hold the enemy, they couldn't move themselves and they were battered and weary from their empty-handed efforts. But there was too much tradition behind those purple shirts. Suddenly, almost as if a fresh wind had blown into the stadium, the tide turned. They knocked over three touchdowns in rapid order. They turned back every Georgia thrust. The great comeback in the last 25 minutes saved the Frogs from humiliation.

Bruce Alford was the Frog star ... He blocked a punt, he made two great catches for touchdowns... After the rest period, Texas supporters hoped for a rally. But Georgia stepped out and banged 80 yards for still another touchdown that promised to make it a rout ... From that moment to the final gun it was the Bulldogs who held on and the Frogs who ripped.

- Fort Worth Star-Telegram



1945 COTTON BOWL Oklahoma A&M 34, TCU 0 · Jan. 1, 1945

DALLAS – With speed, spirit and spiraling passes, the Cowboys of Oklahoma A&M completely out-classed the TCU Horned Frogs in the ninth annual Cotton Bowl football game here this crystal clear New Year's afternoon to win, 34-0. Except for the second quarter when they staved off repeated threats, the Frogs were never able to cope with the double-pronged attack ... The first touchdown, scored in the fifth minute, climaxed a 59-yard advance. The second whirled 61 yards, the third 62 yards, the fourth 40 yards and the fifth 66 yards.

The Frogs moved on the ground several times when in their own territory, but after crossing the 50-yard line they were always thwarted by the bullying tactics of the burly Cowboy line ... Only once did the Frogs get inside the A&M 35-yard line and that was on a pass interception.

Bob Ruff was the only TCU back who was able to gain with any consistency, although Jesse Mason did some good work for a short time.

Coach Dutch Meyer tried all kinds of defenses against the Aggies, including a seven-man line which moved fullback Cox into the line. None of them worked for more than a few minutes at a time. The Aggies were too good in too many different ways.

- Fort Worth Star-Telegram



1948 DELTA BOWL Ole Miss 13, TCU 9 · Jan. 2, 1948


MEMPHIS, Tenn. – Trailing a hard-trying TCU team by nine points, the great Charley Conerly suddenly soared to the dramatic heights of football throwing expected of him. In just five minutes his rifle arm accounted for two touchdowns as the Confederates bested the Christians, 13-9, in the first Delta Bowl game.

In the closing minutes of the third period, Conerly launched a passing flurry that carried exactly 80 yards in eight plays ... The Frogs, still going strong, marched right back to the Rebel 37 where an intercepted pass sat Conerly up in business again. This time he threw only two passes...and they ate up just 63 yards to win the ball game.

In more ways than one, it was a tough game for the Frogs to lose... But they fumbled badly, losing the ball twice at crucial moments.

There were nine minutes yet to play and the Frogs gave the enemy fans a heart attack by holding the leather. Just six of them from their one-yard line, where Otis Kelvey was dropped on the kickoff, the Christians powered right up field for 59 yards... But the last threat died when Knox's pass was batted up and intercepted by the Ole Miss linebacker on the Reb 38.

- Fort Worth Star-Telegram



GEORGIA 40, TCU 26

| | | | | | | |
|---------|----|----|---|----|---|----|
| Georgia | 19 | 14 | 7 | 0 | - | 40 |
| TCU | 7 | 0 | 7 | 12 | - | 26 |

Attendance - 39,000

TEAM STATISTICS

| | TCU | UGA |
|---------------|--------|---------|
| First Downs | 7 | 12 |
| Rushes-yards | 31-56 | 47-188 |
| Passing yards | 143 | 282 |
| Return yards | 23-9-6 | 23-12-4 |
| Passes | 7-36.6 | 4-21.0 |
| Punts | 3-0 | 3-2 |
| Fumbles-lost | 3-0 | 3-2 |
| Penalties | 1-15 | 8-59 |

INDIVIDUAL STATISTICS

Rushing

| | |
|-----|--|
| TCU | Gillespie 10-35, Sparks 3-18, Conway 3-10, Bierman 2-7, Nix 1-6, Ramsey 1-1, Kring 1-1, Medanich 6-(-5), Brumbaugh 1-(-7), Bagley 3-(-10). |
| UGA | Sinkwich 22-112, Todd 6-38, Keuper 8-18, Davis 3-10, Bray 2-5. |

Passing

| | |
|-----|--|
| TCU | Gillespie 5-11-2-93; Ramsey 1-1-0-17; Nix 2-8-3-25; Kring 1-1-0-8; Bagley 0-1-1-0, Montgomery 0-1-0-0. |
| UGA | Sinkwich 9-11-2-234; Todd 3-12-2-48. |

Receiving

| | |
|-----|---|
| TCU | Alford 4-57, Kring 1-53, Bierman 1-12, Hall 1-8, Gillespie 1-8, Taylor 1-5. |
| UGA | Davis 4-70, Kimsey 3-74, Conger 2-98, Keuper 2-26. |

OKLAHOMA A&M 34, TCU 0

| | | | | | | |
|--------------|----|---|---|----|---|----|
| Oklahoma A&M | 14 | 0 | 7 | 13 | - | 34 |
| TCU | 0 | 0 | 0 | 0 | - | 0 |

Attendance - 37,500

TEAM STATISTICS

| | TCU | A&M |
|-----------------|--------|--------|
| First Downs | 5 | 20 |
| Rushes-yards | 27-74 | 60-295 |
| Passing yards | 31 | 199 |
| Return yards | 26 | 82 |
| Passes | 10-3-3 | 17-9-1 |
| Punts | 8-34.0 | 6-31.0 |
| Fumbles-lost | 2-1 | 1-1 |
| Penalties-yards | 5-25 | 7-75 |

INDIVIDUAL STATISTICS

Rushing

| | |
|-----|---|
| TCU | Ruff 7-35, Mason 8-26, Busby 1-12, Cox 1-4, Jackson 3-4, Hadaway 7-(-7). |
| A&M | Spavital 18-120, Fenimore 16-63, Hankins 9-57, Thomas 7-25, Creager 5-16, Stafford 2-7, Conner 1-6, Moore 1-3, Karraker 1-(-2). |

Passing

| | |
|-----|--|
| TCU | Hadaway 3-6-1, 31 yards, Cox 0-3-1, Busby 0-1-1. |
| A&M | Fenimore 6-13-1-136; Thomas 2-2-0-54; Creager 1-2-0-9. |

Receiving

| | |
|-----|---|
| TCU | Jackson 1-34, Ruff 1-minus 1, Gaxxen 1-(-2). |
| A&M | Hankins 4-13, Creager 2-54, Moore 1-17, Armstrong 1-16, Thomas 1-9. |

OLE MISS 13, TCU 9

| | | | | | | |
|----------|---|---|---|----|---|----|
| Ole Miss | 0 | 0 | 0 | 13 | - | 13 |
| TCU | 0 | 9 | 0 | 0 | - | 9 |

Attendance - 28,600

TEAM STATISTICS

| | TCU | MISS |
|-----------------|--------|---------|
| First Downs | 15 | 15 |
| Rushes-yards | 46-141 | 35-111 |
| Passing yards | 55 | 186 |
| Return yards | 73 | 23 |
| Passes | 11-6-2 | 30-12-4 |
| Punts | 5-42.8 | 3-40.6 |
| Fumbles-lost | 2-2 | 1-1 |
| Penalties-yards | 5-45 | 7-35 |

INDIVIDUAL STATISTICS

Rushing

| | |
|------|--|
| TCU | Stout 15-73, McKelvey 7-26, Barry 19-20, Knox 2-17, Browning 1-7, Joslin 1-1, Bloxom 1-(-3). |
| MISS | Salmon 6-48, Harrell 6-18, Jenkins 5-17, Bowen 6-16, Stalling 1-9, Conerly 10-(-1). |

Passing

| | |
|------|--|
| TCU | Berry 3-5-1-32; Stout 2-4-0-17; Knox 1-2-1-6 |
| MISS | Conerly 12-28-3-186; Wilson 0-2-1-0. |

Receiving


| | |
|------|---|
| TCU | Bailey 3-23, Stout 1-13, Kilman 1-13, Boal 1-6. |
| MISS | Johnson 3-79, Howell 2-25, Salmon 2-23, Bowen 2-20, Poole 1-22, Harper 1-9, Odom 1-8. |

HORNED FROGS

BOWL HISTORY

1952 COTTON BOWL Kentucky 20, TCU 7 · Jan. 1, 1952

DALLAS – TCU, distressingly flat except for one magnificent minute-and-half surge late in the third quarter, succeeded only in making it a masterpiece of frustration. And so the four-times-beaten Wildcats from the Bluegrass State thoroughly trounced the Southwest Conference champions before a capacity throng of 75,349 ... 20-7. Kentucky scored on two surges of 52 and 57 yards in the first and second quarters to post its 13-0 halftime lead.



Frogs, who had bogged down once on the four, wasted another 59-yard push to the 24 early in the second quarter. Here, Clark intercepted a Mal Fowler pass returned to the Kentucky 43 and the Wildcats tromped on from here for 57 yards and another touchdown in 11 plays ... TCU made its 48-yard move to the five after this and came back later in the quarter with its 51-yard march to the one all for nothing ... (Gilbert) Bartosh drew his first chance of the game ... Here Bartosh called a direct snap – back Bobby Jack Floyd went 43 yards for touchdown on the longest run of the day.

Against the wind in the fourth Bartosh guided the Frogs 40 yards ... The TCU command sent in McKown to punt and he obliged with his neat kick-out on the 8. But here, where holding 'em was imperative for TCU, Tom Fillion broke loose for 17 yards on a third-down-seven-to-go-play ... Kentucky held the ball, put TCU in the hole with the kick and Bartosh was spilled for losses.

– Fort Worth Star-Telegram

1956 COTTON BOWL Ole Miss 14, TCU 13 · Jan. 2, 1956

DALLAS – The University of Mississippi Rebels, champions of the Southeastern Conference, spotted the TCU Horned Frogs, champions of the Southwest Conference, 13 points in the 20th annual Cotton Bowl football game before 75,000 spectators here this warm and sunny Monday afternoon and then swung back to win by the margin of a single point, 14-13 ... (TCU) actually lost the game for being in motion on a conversion effort.



They made the 14th point on the first try, but because a player was in motion, they had to try again from five yards farther back, and missed. They probably lost the game on the opening kickoff when quarterback Chuck Curtis made the mistake of receiving and running with the ball. He was so badly injured when tackled that he never returned to action ... In spite of the handicap, the Horned Frogs scored a touchdown in the first quarter and counted in the second to lead 13-0 before the Rebels got their first touchdown to make it 13-7 at the half ... Mississippi won the game in the 11th minute of the fourth quarter ... Billy Lott scored on a five-yard gallop around his right wing. The Rebs' winning move traveled exactly the same distance as their first touchdown parade: 66 yards ... The Frogs went 44 and 75 yards for their touchdowns.

– Fort Worth Star-Telegram


1957 COTTON BOWL TCU 28, Syracuse 27 · Jan. 1, 1957

DALLAS – Harold Pollard's four-for-four conversions and the blocking of Syracuse's third point-after-touchdown attempt by (Chico) Mendoza produced a 28-27 Cotton Bowl victory for TCU after 18 years of waiting. The Frogs had dropped five successive bowl appearances and had not recorded a post-season triumph since 1939. It was a moving offensive show all the way with the TCU passing providing a balance Syracuse couldn't stop and the Saltine Warriors riding powerfully on a running game spearheaded by the All-America halfback, Jim Brown. He gained 132 yards and was voted the game's outstanding back. The Frogs' All-American tackle, Norman Hamilton, was the one defender who came nearest to stopping Brown consistently and he was chosen as the game's outstanding lineman.

Syracuse scored in the last two minutes to give the game its touch of such hair-breadth closeness. For much of the afternoon it was TCU's game and a couple of times seemed on the verge of turning decisive.

There was a unique twist to the first-half scoring in that each team intercepted passes and then drove 70 yards to score and each recovered fumbles and pushed out short yardage for the second touchdowns.

– Fort Worth Star-Telegram



KENTUCKY 20, TCU 7

| | | | | | | |
|----------|---|---|---|---|---|----|
| Kentucky | 7 | 6 | 0 | 7 | – | 20 |
| TCU | 0 | 0 | 7 | 0 | – | 7 |

Attendance – 75,349

TEAM STATISTICS

| | TCU | UK |
|-----------------|--------|--------|
| First Downs | 15 | 13 |
| Rushes-yards | 48-201 | 54-213 |
| Passing yards | 99 | 8 |
| Return yards | 10 | 70 |
| Passes | 17-5-1 | 20-8-1 |
| Punts | 5-40.8 | 6-34.6 |
| Fumbles-lost | 2-1 | 0-0 |
| Penalties-yards | 7-32 | 6-40 |

INDIVIDUAL STATISTICS

Rushing

| | |
|-----|--|
| TCU | Floyd 14-115, McKown 16-42, Ray 4-19, Doty 3-14, Bartosh 6-7, Medanich 3-5, Fowler 1-2, Harville 1-(-3). |
| UK | Fillion 10-73, Jones 11-42, Gruner 11-39, Parilli 8-22, Hamilton 3-14, Jones 3-9, Felch 4-6, Clark 3-6. |

Passing

| | |
|-----|---|
| TCU | McKown 1-8-0-51; Bartosh 2-5-0-26; Fowler 2-4-1-22. |
| UK | Parilli 8-20-1-85. |

Receiving

| | |
|-----|---|
| TCU | Medanich 3-43, Vaught 1-51, Floyd 1-5. |
| UK | Meilinger 3-61, Clark 2-17, Fillion 2-11. |

OLE MISS 14, TCU 13

| | | | | | | |
|----------|---|---|---|---|---|----|
| Ole Miss | 0 | 7 | 0 | 7 | – | 14 |
| TCU | 7 | 6 | 0 | 0 | – | 13 |

Attendance – 75,000

TEAM STATISTICS

| | TCU | MISS |
|-----------------|--------|---------|
| First Downs | 11 | 12 |
| Rushes-yards | 54-233 | 36-92 |
| Passing yards | 20 | 137 |
| Return yards | 55 | 35 |
| Passes | 5-2-2 | 21-10-2 |
| Punts | 5-29.0 | 6-42.7 |
| Fumbles-lost | 2-1 | 1-1 |
| Penalties-yards | 8-80 | 6-80 |

INDIVIDUAL STATISTICS

Rushing

| | |
|------|--|
| TCU | Swink 19-17, Taylor 10-76, Hallbeck 12-33, Shofner 2-7, Finney 9-5, Wineburg 1-4, Pollard 1-1. |
| MISS | Cothren 12-79, Lott 2-7, Kinard 3-5, Day 13-3, Blair 6-(-6). |

Passing

| | |
|------|---|
| TCU | Finney 1-3-2-13; Wineburg 1-1-0-7; Swink 0-1-0-0. |
| MISS | Day 10-21-0-137. |

Receiving

| | |
|------|---|
| TCU | Williams 1-13, Nickell 1-7. |
| MISS | Kinard 6-83, Cothren 2-19, Blair 1-28, Baker 1-7. |

TCU 28, SYRACUSE 27

| | | | | | | |
|----------|---|----|---|----|---|----|
| TCU | 7 | 7 | 7 | 7 | – | 28 |
| Syracuse | 0 | 14 | 0 | 13 | – | 27 |

Attendance – 68,000

TEAM STATISTICS

| | TCU | SU |
|-----------------|---------|--------|
| First Downs | 15 | 16 |
| Rushes-yards | 56-133 | 53-235 |
| Passing yards | 204 | 62 |
| Return yards | 3 | 5 |
| Passes | 16-13-0 | 7-3-1 |
| Punts | 4-37.5 | 2-46.5 |
| Fumbles-lost | 3-2 | 3-3 |
| Penalties-yards | 4-40 | 1-5 |

INDIVIDUAL STATISTICS

Rushing

| | |
|-----|--|
| TCU | Dike 11-54, Swink 12-41, Wineburg 6-17, Hallbeck 13-13, Curtis 3-11, Miller 1-6, Shofner 4-5, Vacek 1-4, Finney 4-(-18). |
| SU | Brown 26-132, Cann 8-28, Ridlon 5-22, Zimmerman 4-21, Kuczala 3-14, Coffin 3-8, Jackson 2-4, Ackley 2-2. |

Passing

| | |
|-----|--|
| TCU | Curtis 12-15-0-176; Miller 1-1-0-28. |
| SU | Zimmerman 1-3-0-27; Brown 1-2-1-20; Ridlon 1-2-0-15. |

Receiving

| | |
|-----|---|
| TCU | Swink 4-60, Nikkel 3-57, Williams 2-37, Vacek 1-28, Shofner 2-16, Wineburg 1-6. |
| SU | Ridlon 2-47, Massey 1-15. |

1959 COTTON BOWL

Air Force 0, TCU 0 · Jan. 1, 1959

DALLAS – The gentlemen operating the scoreboard had the easiest occupation in all land as the Southwest Conference champions (TCU) and the future generals (Air Force Academy) from Colorado Springs played the second 0-0 deadlock in the 23-year history of the New Year's Day classic ... It was the fourth tie game ever unreseeded before a Cotton Bowl assemblage ... It was a disappointing final for both clubs. The Horned Frogs took the field bearing an 8-2 record. The Falcons were unbeaten in 10 games and had their season immaculate but for a tie with Iowa. The Frogs fumbled the ball on eight occasions and on three of these wasted possession. One of these came early in the final period and surely tried the composure of Coach Abe Martin as he saw the Falcons reclaim a bobble just eight steps from the Air Force Academy's end zone.

The field, covered by tarpaulin during the snow fall earlier in the week, was damp and contributed to the uneasy handling of the ball. The visiting Falcons also had difficulty retaining the sphere and lost control on three of their five fumbles. Jack Spikes attempted both of TCU's field goals, the first early in the opening period ... The Airmen offered their severest threat midway of the second quarter ... It was here that the Frog line gave its best performance, restraining the Silver and Blue on the six, the spot from where George Pupich missed a field goal.

– Fort Worth Star-Telegram



1959 BLUEBONNET BOWL

Clemson 23, TCU 7 · Dec. 19, 1959

HOUSTON – The Frogs were drowned, 23-7, by a deadly sprinkle of Clemson passes in a seven-minute period of the final quarter ... The sudden Clemson scoring flood washed away a 7-3 lead TCU carried into the fatal final period. A narrow margin, but one that, at the time, appeared enough to send the luckless Tigers down to their fourth straight bowl defeat ... Neither team had threatened seriously after Clemson's second quarter 22-yard field goal by Lon Armstrong, and TCU's lone touchdown, a 19-yard pass from Jack Redding to Harry Moreland with 5:45 left in the first half. Clemson had completed only one gaining pass all afternoon, that a 5-yard throw from Tiger quarterback Harvey White.

White must have spotted the silver lining in the gathering darkness for Tiger hopes. He took plenty of time behind the mammoth line and arched a long, high shot toward right end Gary Barnes, racing past TCU's Larry Dawson at the Frog 35. Armstrong added the extra point ... Two plays after the kickoff, Armstrong lassoed a pass from TCU quarterback Donald George ... From there, Lowndes Shingler, overwhelmingly voted outstanding back, came back to guide the Tigers for the final slap on the cheek to a proud TCU team which had gained wide respect as the class of the Southwest Conference, winning seven games to finish in a 3-way tie for the title.

– The Dallas Morning News



1965 SUN BOWL

Texas Western 13, TCU 12 · Dec. 19, 1965

EL PASO, Texas. – The Miners sulked off the field with a 10-point deficit at the intermission, but then pumped up Billy Stevens' arm and Joe Cook's foot and eventually deflated the Frogs, 13-12. Stevens, who gained second rank among the nation's passers this season, proved his stardom to TCU by racking up 208 yards on 21 pass completions, the most ever against an Abe Martin team. The skinny sophomore had only seven strikes in the first half as the ball-controlling Frogs rammed into a 10-0 lead. Stevens made the 31st annual post season game a vastly different story in the second half.


Stevens shot a 34-yard touchdown pass to 165-pound flanker Chuck Hughes and a startling comeback was begun ... The Miners drove 70 yards for a tying 21-yard field goal by Cook... Texas Western, a raging defensive team by this time, hopped on a TCU fumble at the Frog 29.

Cook kicked an 18-yard three-pointer FG four plays deep in the final period to boot the Miners into a 13-10 cushion. TCU's final two points were a gift. With 43 seconds left in the game ... The Miner quarterback raced back in his end zone for a safety ... The Frogs got their last chance. They could get only eight yards before the clock ran out.

Although Stevens won the great air race in the end, TCU's senior quarterback, Kent Nix got a head start.

David Smith hauling in Nix's 11-yard pass for the score ... The Frogs had another scoring opportunity in the first period ... (Bruce) Alford missed a kick from the 28.

– Fort Worth Star-Telegram



TCU 0, AIR FORCE 0

| | | | | | | |
|-----------|---|---|---|---|---|---|
| TCU | 0 | 0 | 0 | 0 | – | 0 |
| Air Force | 0 | 0 | 0 | 0 | – | 0 |

Attendance - 75,504

TEAM STATISTICS

| | TCU | AFA |
|-----------------|--------|---------|
| First Downs | 9 | 13 |
| Rushes-yards | 48-190 | 45-140 |
| Passing yards | 37 | 91 |
| Return yards | 59 | 35 |
| Passes | 11-3-0 | 23-12-2 |
| Punts | 9-38.8 | 7-38.1 |
| Fumbles-lost | 8-3 | 5-3 |
| Penalties-yards | 8-61 | 3-15 |

INDIVIDUAL STATISTICS

Rushing

| | |
|-----|--|
| TCU | Spikes 17-18, Moreland 3-35, Harris 7-24, Terrell 3-15, Lasater 4-15, Priddy 3-6, Dawson 5-4, Vacek 1-3, Gault 1-3, Enis 4-minus 23. |
| AFA | Galios 13-52, Quinlan 7-33, Lane 5-16, Pupich 7-12, Mayo 4-3. |

Passing

| | |
|-----|---|
| TCU | Lasater 1-1-0-37; Enis 2-8-0-0; Dawson 0-2-0-0. |
| AFA | Mayo 9-19-2-70; Rosane 1-2-0-14; Kuenzel 2-2-0-7. |

Receiving

| | |
|-----|---|
| TCU | Meyer 1-37, Gilmore 1-5, Harris 1-(-5). |
| AFA | Lane 4-27, Rodgers 2-17, Jozwiak 2-11, Rickey 1-19, Quinlan 1-10. |

CLEMSON 23, TCU 7

| | | | | | | |
|---------|---|---|---|----|---|----|
| Clemson | 0 | 3 | 0 | 20 | – | 23 |
| TCU | 0 | 7 | 0 | 0 | – | 7 |

Attendance - 55,000

TEAM STATISTICS

| | TCU | CU |
|-----------------|--------|--------|
| First Downs | 12 | 16 |
| Rushes-yards | 39-89 | 54-203 |
| Passing yards | 70 | 103 |
| Return yards | 10 | 61 |
| Passes | 17-7-4 | 13-6-1 |
| Punts | 5-32.0 | 3-37.0 |
| Fumbles-lost | 1-0 | 3-1 |
| Penalties-yards | 5-35 | 3-23 |

INDIVIDUAL STATISTICS

Rushing

| | |
|-----|--|
| TCU | Spikes 11-33, Harris 8-29, Priddy 3-17, Moreland 7-17, Sledge 1-11, Lasater 3-5, Reding 1-3, Terrell 1-1, Dawson 2-(-5). |
| CU | Shingler 3-65, Daigeneault 12-50, Cline 9-33, Mathis 6-21, Scuduto 8-21, Usry 9-14, Pavlack 2-1. |

Passing

| | |
|-----|---|
| TCU | George 3-7-2-37, Reding 1-2-0-19, Sledge 1-3-1-10, Dawson 2-4-1-4, Lasater 0-1-0-0. |
| CU | White 4-9-1, 69 yards, Shingler 2-4-0, 24 yards. |

Receiving

| | |
|-----|--|
| TCU | Moreland 2-37, Harris 2-17, Meger 1-14, Reding 1-5, Dodson 1-(-3). |
| CU | Usry 2-5, Barnes 1-17. |

TEXAS WESTERN 13, TCU 12

| | | | | | | |
|---------------|---|----|----|---|---|----|
| Texas Western | 0 | 0 | 10 | 3 | – | 13 |
| TCU | 0 | 10 | 0 | 2 | – | 12 |

Attendance - 27,450

TEAM STATISTICS

| | TCU | TWU |
|-----------------|---------|---------|
| First Downs | 18 | 14 |
| Rushes-yards | 49-100 | 24-12 |
| Passing yards | 157 | 202 |
| Return yards | 42 | 72 |
| Passes | 28-15-3 | 34-21-3 |
| Punts | 4-48.5 | 5-39.0 |
| Fumbles-lost | 4-3 | 2-0 |
| Penalties-yards | 5-35 | 3-45 |

INDIVIDUAL STATISTICS

Rushing

| | |
|-----|---|
| TCU | Post 22-76, Landon 15-28, Smith 5-0, Nix 7-(-4). |
| TWU | Davis 14-44, Harrell 1-9, Yarbrough 1-1, Stevens 8-(-42). |

Passing

| | |
|-----|----------------------------------|
| TCU | Nix 15-27-3-157; Landon 0-1-0-0. |
| TWU | Stevens 21-34-3-202. |

Receiving

| | |
|-----|--|
| TCU | Campbell 6-74, Smith 5-39, Ball 3-35, Post 1-9. |
| TWU | Hughes 6-115, Wallace 6-26, Anderson 4-45, Yarbrough 2-13, Harrell 1-13. |

BOWL HISTORY

1984 BLUEBONNET BOWL

West Virginia 31, TCU 14 · Dec. 31, 1984

HOUSTON – What had promise of being the exciting finish to an “unbelievable” season turned closer to a nightmare ... at least until TCU’s dramatic, fourth-quarter comeback restored some degree of respect to the outcome in the 25th edition of the Bluebonnet Bowl. The final score was West Virginia 31, TCU 14. But for the Horned Frogs there were lots of dips and swerves along the way. For starters, a 21-point West Virginia blitz during a 14-minute span of the first half had somewhat of a sobering effect on the Purples. So did the loss of All-American running back Kenneth Davis, to a knee injury, in the early moments of the postseason classic.

After being shoved up and down the field by the Mountaineers’ offense (355 yards), while countering with little punch themselves (148 yards) during the first 30 minutes, the Horned Frogs did make a contest of it after the intermission, scoring the only touchdown of the second half while mounting a couple of other drives which nearly resulted in points. Much of TCU’s second half turnaround was due to the passing arm of senior Anthony Guley who finished with 150 yards passing including TD tosses to Dan Sharp and Keith Burnett. Senior receiver James Maness caught five passes for 90 yards but was no match statistically for the six-catch, 152-yard performance of WVU lightning bug.

-Associated Press



1994 INDEPENDENCE BOWL


Virginia 20, TCU 10 · Dec. 28, 1994

SHREVEPORT, La. – A decade slipped by before TCU’s Horned Frogs resurfaced from oblivion into the post-season... The Frogs mostly slipped however, as they trudged and muddled themselves on the rain-drenched field of Independence Stadium... Some 27,242 fans – a majority of them TCU supporters – withstood the temptation to stay home ... The view became painstakingly clear no matter the vantage point ... Virginia proved too good for these upstart Frogs and captured its first bowl triumph in five attempts since 1987 with the 20-10 victory ... “We can’t use the field as an excuse in any way,” TCU coach Pat Sullivan said. “I couldn’t be more proud of our football team, but we weren’t quite good enough in a couple of ways.”

The 15th-ranked Cavaliers (9-3) dominated at the point of attack, where so many games will be won or lost ... The Frogs and their Southwest Conference-leading offense, which averaged 411.6 yards per game during the regular season, sustained nothing on this chilly, wet night. Virginia, which entered the contest with the nation’s No. 1-ranked defensive unit against the run, surrendered only 191 yards and 11 first downs to the Frogs.

The running of junior tailback Andre Davis, who rushed for 97 yards on 24 carries, failed to provide enough offense on a night when (quarterback Max) Knake struggled. “The truth of it is I played terrible,” said Knake. “If I could have played better, there may have been a different outcome.”

-Associated Press



1998 NORWEST SUN BOWL

TCU 28, USC 19 · Dec. 31, 1998

EL PASO, Texas – With only six wins, many thought TCU was not worthy of a bowl appearance. But, the Horned Frogs proved their critics wrong in a big way.

Basil Mitchell rushed for 185 yards and two touchdowns on only 19 carries as TCU earned its first bowl victory in 41 years with a 28-19 win over USC in the 65th Sun Bowl.

Quarterback Patrick Batteaux added 94 yards and two scores for TCU, which recorded its first post-season win since defeating Syracuse in the 1957 Cotton Bowl.


TCU (7-5) dominated the line of scrimmage, rushing for 314 yards while holding USC to a Sun Bowl record minus-23, breaking by two yards the mark set by Florida State in 1951. The Trojans (8-5) also posted the lowest rushing total in school history, eclipsing the previous record of minus-11 yards against Iowa in 1976.

Mitchell fell just short of Charles Alexander’s Sun Bowl rushing record of 197 yards. He opened the scoring with a three-yard run 7:07 into the first quarter.

True freshman Carson Palmer completed 17-of-28 passes for a season-best 280 yards to rally USC.

The Horned Frogs put away the game by chewing more than six minutes off the clock before pinning USC inside its 15 with less than two minutes remaining.

-gofrogs.com



WEST VIRGINIA 31, TCU 14

| | | | | | | |
|---------------|----|----|---|---|---|----|
| West Virginia | 14 | 17 | 0 | 0 | – | 31 |
| TCU | 0 | 7 | 0 | 7 | – | 14 |

Attendance – 46,000

TEAM STATISTICS

| | TCU | WVU |
|-----------------|---------|---------|
| First Downs | 15 | 23 |
| Rushing Yards | 44-92 | 49-200 |
| Passing yards | 187 | 302 |
| Return yards | 26 | 42 |
| Passes | 12-22-1 | 17-31-1 |
| Punts | 6-47.5 | 4-37.0 |
| Fumbles-lost | 2-2 | 2-2 |
| Penalties-yards | 2-15 | 5-45 |

INDIVIDUAL STATISTICS

Rushing

| | |
|-----|---|
| TCU | Jeffery 10-37, Guley 13-34, Sciaraffa 6-22, Davis 6-19, Littles 1-6, Riddick 7-(-6), Tatum 1-(-20). |
| WVU | Holifield 13-84, Wolfley 7-53, Gay 9-47, Randolph 6-25, Mullen 1-11, Peccon 7-8, Hill 2-6, White 4-(-34). |

Passing

| | |
|-----|---------------------------------------|
| TCU | Guley 9-14-0-150, Sciaraffa 3-8-1-37. |
| WVU | White 16-30-1-280; Mullen 1-1-0-22. |

Receiving

| | |
|-----|--|
| TCU | Maness 5-90, Burnett 3-65, Sharp 3-29, Davis 1-3. |
| WVU | Drewery 6-152, Wolfley 3-36, Bennett 2-16, Fisher 2-17, Mullen 1-62. |

VIRGINIA 20, TCU 10

| | | | | | | |
|----------|---|----|----|---|---|----|
| Virginia | 0 | 10 | 10 | 0 | – | 20 |
| TCU | 0 | 3 | 0 | 7 | – | 10 |

Attendance – 27,242

TEAM STATISTICS

| | TCU | UVA |
|-----------------|--------|---------|
| First Downs | 11 | 20 |
| Rushing Yards | 32-126 | 52-237 |
| Passing Yards | 65 | 199 |
| Passes | 25-8-2 | 23-14-1 |
| Punts | 8-37.3 | 4-38.5 |
| Fumbles-lost | 2-1 | 1-0 |
| Penalties-yards | 6-39 | 9-66 |

INDIVIDUAL STATISTICS

Rushing

| | |
|-----|--|
| TCU | Davis 24-97, Knake 4-17. |
| UVA | Brooks 17-114, Way 24-90, Barber 3-18. |

Passing

| | |
|-----|-------------------|
| TCU | Knake 24-8-1-65. |
| UVA | Groh 23-14-2-199. |

Receiving

| | |
|-----|---|
| TCU | Brasfield 2-11, Collins 2-14, A. Davis 2-9, Oliver 1-22, Washington 1-11. |
| UVA | Jeffers 3-60, Neely 3-55, Barber 3-2, Allen 2-32. |

TCU 28, USC 19

| | | | | | | |
|-----|----|---|----|---|---|----|
| USC | 0 | 3 | 13 | 3 | – | 19 |
| TCU | 14 | 7 | 7 | 0 | – | 28 |

Attendance – 46,612

TEAM STATISTICS

| | USC | TCU |
|-----------------|----------|--------|
| First Downs | 12 | 18 |
| Rushes-yards | 21-(-23) | 61-314 |
| Passing yards | 280 | 51 |
| Return yards | 74 | 110 |
| Passes | 28-17-0 | 6-4-0 |
| Punts | 6-45.8 | 5-37.8 |
| Fumbles-lost | 1-0 | 0-0 |
| Penalties-yards | 7-49 | 6-55 |

INDIVIDUAL STATISTICS

Rushing

| | |
|-----|---|
| USC | Morton 11-18, Papadakis 3-5, Soward 1-1, Palmer 6-(-47). |
| TCU | Mitchell 19-185, Batteaux 28-94, Tomlinson 12-30, Williams 2-5. |

Passing

| | |
|-----|--|
| USC | Palmer 17-28-0-280. |
| TCU | Batteaux 4-5-51-0; Tomlinson, 0-1-0-0. |

Receiving

| | |
|-----|--|
| USC | Soward 6-64, Parker 4-14, Miller 3-67, Bastianelli 2-36, Morton 1-5, Harris 1-4. |
| TCU | Tomlinson 1-25, Maiden 1-22, Williams 1-4, Mitchell 1-0. |

BOWL HISTORY

1999 MOBILE ALABAMA BOWL

TCU 28, East Carolina 14 · Dec. 22, 1999

MOBILE, Ala. – LaDainian Tomlinson ran for 124 yards and two touchdowns to lead TCU to a 28-14 victory over No. 20 East Carolina in the inaugural Mobile Alabama Bowl.

It was the second consecutive bowl upset for TCU (8-4). East Carolina (9-3) entered the game as six-point favorites.

That didn't bother the Horned Frogs, who completely shut down the Pirates' running game, holding them to minus-16 yards.

East Carolina went into the game focusing on stopping Tomlinson, whose 1,850 yards edged Heisman Trophy winner Ron Dayne for the NCAA Division I rushing title.

TCU, which alternated between quarterbacks Casey Printers and Patrick Batteaux, made it impossible for the Pirates to adjust.

Early in the first quarter, Printers gained seven yards on an option run to move TCU to the 2. Batteaux came in on the next play and pitched the ball to Tomlinson, who ran in for the touchdown. That tied the game at 7 and TCU slowly pulled away from there.

East Carolina, which couldn't run the ball at all against TCU, had to go to the air in the second half. It initially worked, but early in the fourth quarter, Russell Gary intercepted Garrard's pass and returned it 32 yards for a touchdown. That gave TCU a 28-14 lead with 14:04 to play.

- Associated Press



2000 GMAC MOBILE ALABAMA BOWL

Southern Miss 28, TCU 21 · Dec. 20, 2000

MOBILE, Ala. – Jeff Kelly's 28-yard touchdown pass to freshman Kenny Johnson with eight seconds left lifted Southern Miss to a 28-21 victory over No. 13 TCU in the Mobile Alabama Bowl.

In the first major bowl game of the season, TCU tailback LaDainian Tomlinson ran for 118 yards, his lowest total of the season. The Heisman Trophy finalist carried 28 times and scored two TDs in the third quarter.

Southern Miss (8-4) got a second chance after a fourth missed field goal, and trusted their senior quarterback instead of the shaky kicking game.

With 33 seconds left, they took over at the TCU 43-yard line after Mobile native Etric Pruitt got a hand on John Brazier's punt. Kelly threw two incompletions, then scrambled 14 yards for a first down. On the next play, he lofted a perfect strike over the middle just above safety LaVar Veale's outstretched arm, victimizing the nation's top defense.

The Horned Frogs (10-2) endured a December coaching change and uncertainty over who would lead them into the game. In the end, former defensive coordinator Gary Patterson replaced Dennis Franchione on the sidelines. Franchione left for Alabama Dec. 1 and was initially expected to coach the bowl game. TCU officials decided late last week to allow the Patterson era to begin a season early.

-gofrogs.com



2001 GALLERYFURNITURE.COM BOWL

Texas A&M 28, TCU 9 · Dec. 28, 2001

HOUSTON – Byron Jones intercepted three passes in his first start and Joe Weber scored two touchdowns, helping Texas A&M end a four-game bowl losing streak with a 28-9 victory over TCU (6-6) in the galleryfurniture.com Bowl.

The Aggies (8-4) beat their former Southwest Conference rivals for the 24th straight time.

Weber, voted offensive player of the game, broke a 7-7 second-quarter tie with a 2-yard touchdown run and added a 14-yard run that put the Aggies in control with 1:14 left in the third quarter.


TCU's Casey Printers was intercepted four times.

Jones earned MVP honors and also was the defensive player of the game with three tackles. Starting in place of injured Sean Weston, Jones had only two broken-up passes on his defensive chart in 11 games before he returned his first interception 62 yards in the first quarter to the Frog 35.

The Aggies couldn't score on that chance but Jones had a 15-yard interception to the TCU 1-yard line in the second quarter, setting up Mark Farris' quarterback keeper for the score.

Charlie Owens scooped up a fumble by A&M running back Derek Farmer and returned it 89 yards for a TCU touchdown with four minutes left in the half for a 7-7 tie. It was the second longest fumble return in school history.

-gofrogs.com



TCU 28, EAST CAROLINA 14

| | | | | | | |
|---------------|---|----|---|---|---|----|
| TCU | 7 | 14 | 0 | 7 | - | 28 |
| East Carolina | 7 | 0 | 7 | 0 | - | 14 |

Attendance - 34,200

TEAM STATISTICS

| | TCU | ECU |
|-----------------|---------|----------|
| First Downs | 16 | 12 |
| Rushes-yards | 50-186 | 26-(-16) |
| Passing yards | 174 | 239 |
| Return yards | 69 | 140 |
| Passes | 19-13-1 | 37-20-1 |
| Punts | 6-31.7 | 7-38.1 |
| Fumbles-lost | 1-1 | 0-0 |
| Penalties-yards | 8-80 | 3-15 |

INDIVIDUAL STATISTICS

Rushing

| | |
|-----|---|
| TCU | Tomlinson 36-124, Batteaux 6-37, Printers 7-27, Layne 1-(-2). |
| ECU | Henry 4-22, Wilson 9-16, Alston 1-(-7), Stokes 2-(-14), Garrard 10-(-33). |

Passing

| | |
|-----|---------------------------------------|
| TCU | Printers 13-19-174. |
| ECU | Garrard 19-35-1191; Alston, 1-2-0-48. |

Receiving

| | |
|-----|---|
| TCU | Tomlinson 4-29, Scarborough 2-49, Maiden 2-41, Dunbar 2-16, Batteaux 1-17, James 1-13, Brown 1-9. |
| ECU | Wilson 8-23, Chappell 5-116, Powell 2-67, Stokes 2-9, Floyd 1-11, Henry 1-9, Burns 1-4. |

SOUTHERN MISS 28, TCU 21

| | | | | | | |
|---------------|---|---|----|----|---|----|
| TCU | 7 | 0 | 14 | 0 | - | 21 |
| Southern Miss | 7 | 0 | 7 | 14 | - | 28 |

Attendance - 40,300

TEAM STATISTICS

| | TCU | USM |
|-----------------|---------|---------|
| First Downs | 16 | 15 |
| Rushing yards | 43-150 | 36-158 |
| Passing yards | 115 | 159 |
| Return yards | 132 | 100 |
| Passes | 10-22-2 | 11-23-0 |
| Punts | 6-33.3 | 4-40.5 |
| Fumbles-lost | 2-0 | 0-0 |
| Penalties-yards | 8-68 | 5-35 |

INDIVIDUAL STATISTICS

Rushing

| | |
|-----|--|
| TCU | Tomlinson, 28-118, 2 TD, Layne 7-31, Printers 8-1. |
| USM | Nance 16-14, Kelly 11-43, Woods 8-12, Team 1-(-1). |

Passing

| | |
|-----|----------------------|
| TCU | Printers, 10-22-215. |
| USM | Kelly, 11-23-0-159. |

Receiving

| | |
|-----|---|
| TCU | Brown 3-37, Layne 3-14, Dunbar 2-42, Maiden 2-22. |
| USM | Handy 5-84, Garner 3-42, Johnson 1-29, Mills 1-7, Woods 1-(-3). |

TEXAS A&M 28, TCU 9

| | | | | | | |
|-----------|---|----|---|---|---|----|
| TCU | 0 | 7 | 0 | 2 | - | 9 |
| Texas A&M | 0 | 14 | 7 | 7 | - | 28 |

Attendance - 53,480

TEAM STATISTICS

| | TCU | A&M |
|-----------------|----------|--------|
| First Downs | 11 | 17 |
| Rushing Yards | 24-(-26) | 49-104 |
| Passing yards | 144 | 191 |
| Return yards | 107 | 143 |
| Passes | 15-30-4 | 9-20-0 |
| Punts | 6-49.8 | 7-41.7 |
| Fumbles-lost | 2-1 | 1-1 |
| Penalties-yards | 11-87 | 4-25 |

INDIVIDUAL STATISTICS

Rushing

| | |
|------|--|
| TCU | Madison 11-29; Holts 3-9; Team 1-0; Dunbar 1-0; Printers 8-(-64). |
| TAMU | Weber 9-59 2 TD; Farmer 17-33; Flemming 5-16; Joseph 8-13; Goynes 2-2; Mangum 1-0; Team 1-(-1); Long 1-(-4); Farris 5-(-14). |

Passing

| | |
|------|---|
| TCU | Printers, 15-30-4-144. |
| TAMU | Farris, 9-19-0-191; Flemming 0-1-0-0; Long 0-0-0-0. |

Receiving

| | |
|------|--|
| TCU | Madise 7-65; Dunbar 4-36; Schobel 2-22; Williams 2-21. |
| TAMU | Carriger 2-57; Farmer 2-18; Weber 2-25; Jones 1-82; Taylor 1-15; Porter 1-4. |

HORNED FROGS

BOWL HISTORY

2002 AXA LIBERTY BOWL

TCU 17, Colorado State 3 • Dec. 31, 2002

MEMPHIS, Tenn. – TCU figured out how to stop Colorado State standout Cecil Sapp after just two runs in the Liberty Bowl.

Sapp reeled off big gains of 59 and 25 yards on the Rams' first two possessions, but had 22 yards the rest of the game, and TCU tailback Ricky Madison stole the show with 111 yards rushing and a touchdown as the Horned Frogs beat No. 23 Colorado State 17-3 Tuesday.

It was the Horned Frogs' 500th victory in school history.


Madison ran for 107 of his yards in the rainy second half as TCU's offense came alive after a sloppy opening by both teams.

In the first half, the teams combined for three lost fumbles, two interceptions, a missed field goal and an unsuccessful faked field goal. Their sloppy play made for the lowest scoring first half of a Liberty Bowl since Penn State led Tulane 6-0 in 1979.

TCU (10-2) finally put together a seven-play, 62-yard scoring drive led by Lonta Hobbs in the closing minutes of the second quarter. The freshman ran for 39 yards in the drive, capped when Sean Stilley threw a 15-yard touchdown pass to LaTarence Dunbar with 1:21 remaining to put TCU up 7-0 at the break.

The Rams were held to 89 yards rushing - compared with 197 for TCU - for their lowest total of the season. TCU also outgained Colorado State 338-149.

- Associated Press



2003 PLAINSCAPITAL FORT WORTH BOWL

Boise State 34, TCU 31 • Dec. 22, 2003

FORT WORTH – Ryan Dinwiddie, who ended his career as the most efficient passer in college football, threw for 325 yards and three touchdowns to lead the No. 18 Broncos (13-1) to a 34-31 win Tuesday night over No. 19 TCU in the inaugural Fort Worth Bowl.


Their bowl win on TCU's campus wasn't secured until sophomore Mike Wynn was well short on a 51-yard field goal attempt, the first kick in his college career, with 7 seconds left.

TCU (11-2) had its school-record 13-game home winning streak snapped. The Frogs had been in contention for a Bowl Championship Series spot until their only regular-season loss Nov. 20 and then turned down an invitation to last week's GMAC Bowl because it conflicted with exams.

Dinwiddie hit 19 of 35 passes with two interceptions, but his last touchdown was an 18-yarder to Derek Schouman for the winning score with 12:43 left.

"I thought we beat them on both sides of the football. Three big plays beat us," TCU coach Gary Patterson said. "There's a reason they've won a lot of games."

- Associated Press



2005 EVI.NET HOUSTON BOWL

#14 TCU 27, Iowa State 24 • Dec. 31, 2005

HOUSTON – Peter LoCoco hit a 44-yard field goal with 5:25 left in the game to put TCU on top 27-24 and the defense held Iowa State in check on the ensuing drive for the victory at Reliant Stadium.

The TCU defense forced four Iowa State turnovers and Robert Merrill reached the century mark in rushing yards for the 10th time in his career as he ran for 109 yards on 11 carries with a touchdown to help lead the Frogs to the win.


TCU scored on its opening two possessions for a 14-0 lead just 6:36 into the contest. The two touchdowns came in a 1:55 span. The Horned Frogs took the opening kickoff and drove 80 yards in 12 plays, capped by a 20-yard Merrill touchdown run.

On the second play of Iowa State's ensuing possession, Jeremy Modkins forced a fumble that was recovered by Drew Coleman, giving the Frogs possession at the Cyclone 21. Three plays later, an Aaron Brown 7-yard scoring run extended TCU's lead to 14-0.

Iowa State scored 17 points in a 4:30 stretch of the second quarter to take a 17-14 lead with 10:30 left in the first half.

The Cyclones' third turnover of the first half, a fumble recovery by David Roach, led to the Frogs going back on top. The first snap of TCU's ensuing series saw Jeff Ballard connect on an 84-yard touchdown pass to Michael DePriest to give the Frogs a 21-17 lead with 4:05 left.

-gofrogs.com



TCU 17, COLORADO STATE 3

| | | | | | | |
|----------------|---|---|---|----|---|----|
| Colorado State | 0 | 0 | 3 | 0 | - | 3 |
| TCU | 0 | 7 | 0 | 10 | - | 17 |

Attendance - 55,207

TEAM STATISTICS

| | CSU | TCU |
|-----------------|--------|---------|
| First Downs | 8 | 19 |
| Rushing yards | 31-89 | 52-197 |
| Passing yards | 50 | 141 |
| Return yards | 111 | 71 |
| Passes | 6-28-3 | 16-28-1 |
| Punts | 8-36.9 | 8-36.6 |
| Fumbles-lost | 5-3 | 2-1 |
| Penalties-yards | 7-49 | 9-70 |

INDIVIDUAL STATISTICS

Rushing

| | |
|-----|--|
| CSU | Sapp 19-106; Childs 1-0; Sanders 1-(-4); Van Pelt 9-(-6); Holland 1-(-7). |
| TCU | Madison 19-111; Hobbs 20-77; Holts 3-13; Stilley 7-10; Dunbar 1-0; Team 2-(-14). |

Passing

| | |
|-----|--|
| CSU | Van Pelt 4-19-1-24; Holland 2-8-2-26; Cuppari 0-1-0-0. |
| TCU | Stilley 16-28-1-141. |

Receiving

| | |
|-----|--|
| CSU | Pittman 4-33; Dreesen 1-11; Cuppari 1-6. |
| TCU | Dunbar 6-71; Hobbs 3-10; Madise 2-18; Williams 2-12; Madison 1-12; McCarty 1-9; Harrell 1-9. |

BOISE STATE 34, TCU 31

| | | | | | | |
|-------------|----|----|---|---|---|----|
| TCU | 14 | 10 | 7 | 0 | - | 31 |
| Boise State | 7 | 17 | 3 | 7 | - | 34 |

Attendance - 38,028

TEAM STATISTICS

| | TCU | BSU |
|-----------------|---------|---------|
| First Downs | 26 | 19 |
| Rushing yards | 57-280 | 29-117 |
| Passing yards | 214 | 325 |
| Return yards | 99 | 161 |
| Passes | 15-29-1 | 19-35-2 |
| Punts | 4-40.8 | 5-36.8 |
| Fumbles-lost | 2-2 | 0-0 |
| Penalties-yards | 6-57 | 6-70 |

INDIVIDUAL STATISTICS

Rushing

| | |
|-----|---|
| TCU | Hobbs 23-117; Hassell 19-110; Merrill 8-26; Rodgers 3-14; DePriest 1-14; Hayter 1-2; Kummer 2-(-3). |
| BSU | Mikell 16-101; Heck 6-11; Marks 3-7; Dinwiddie 2-0; Team 1-(-1); Bady 1-(-1). |

Passing

| | |
|-----|--|
| TCU | Hassell 26-13-1-160; Kummer 2-2-0-54; McCarty 1-0-0-0. |
| BSU | Dinwiddie 35-19-2-325. |

Receiving

| | |
|-----|--|
| TCU | Harrell 6-107; Rodgers 4-51; McCarty 2-2; Hobbs 1-45; Andrus 1-6; Harmon 1-3. |
| BSU | Acree 8-150; Smith 3-21; Schouman 2-24; Carpenter 1-54; Gilligan 1-28; Bady 1-26; Mikell 1-10; Weldon 1-9; Heck 1-3. |

TCU 27, IOWA STATE 24

| | | | | | | |
|------------|----|----|---|---|---|----|
| TCU | 14 | 10 | 0 | 3 | - | 27 |
| Iowa State | 0 | 17 | 7 | 0 | - | 24 |

Attendance - 37,286

TEAM STATISTICS

| | TCU | ISU |
|---------------|---------|---------|
| First Downs | 21 | 12 |
| Rushes-yards | 46-135 | 25-34 |
| Passing yards | 275 | 254 |
| Return yards | 87 | 15 |
| Passes | 21-33-1 | 20-33-2 |
| Punts | 7-37.4 | 8-42.1 |
| Fumbles-lost | 2-2 | 2-2 |
| Penalties | 14-134 | 6-51 |

INDIVIDUAL STATISTICS

Rushing

| | |
|-----|--|
| TCU | Merrill 11-19, Brown 12-48, Massey 1-4, Rodgers 1-4, DePriest 1-2, Ballard 16-(-13), Team 4-(-19). |
| ISU | Meyer 12-27, Coleman 3-9, Team 1-(-1), Hicks 9-(-1). |

Passing

| | |
|-----|--------------------|
| TCU | Ballard 21-33-275. |
| ISU | Meyer 20-33-2-254. |

Receiving

| | |
|-----|--|
| TCU | Rodgers 4-46, Bryant 4-35, DePriest 3-97, Massey 3-11, Moore 2-34, Grimmett 2-18, Pearson 1-14, Hecht 1-12, Merrill 1-8. |
| ISU | Blythe 5-15, Flynn 3-32, Barkema 3-24, Davis 3-15, Sumrall 2-41, Hicks 2-23, Nickel 2-14. |

2006 SAN DIEGO COUNTY CREDIT UNION POINSETTIA BOWL

#25 TCU 37, No. Illinois 7 · Dec. 19, 2006

SAN DIEGO – Penned in by a bunch of tough Horned Frogs, Garrett Wolfe had nowhere to run.

The national rushing leader was held to 28 yards, a whopping 130 below his average, and No. 25 TCU won a Poinsettia Bowl mismatch against Northern Illinois 37-7.

While Wolfe was repeatedly stuffed by one of the nation's best defenses, led by end Tommy Blake, Horned Frogs quarterback Jeff Ballard ran for three touchdowns and threw for another.

Ballard looked like more of a running back as he scored on runs of 10, 1 and 6 yards. He threw a 6-yard TD pass to tight end Brent Hecht and finished with 258 passing yards.


TCU's Lonta Hobbs rushed for 114 yards and one TD.

Wolfe came in leading the nation with an average of 158.3 yards rushing and 178.9 all-purpose yards.

The Horned Frogs, though, were fourth nationally in run defense after allowing only 67.6 yards per game. TCU kept alive its string of not allowing a 100-yard rusher, one of only four teams to do so this year.

Wolfe, who carried 20 times, came dangerously close to his career-low of 24 yards set in his first game, the 2004 season opener. The Huskies had only five first downs and 60 yards of total offense, compared to 23 first downs and 456 yards for TCU.

- Associated Press



2007 TEXAS BOWL

TCU 20, Houston 13 · Dec. 28, 2007

HOUSTON – Justin Watts had scored exactly one touchdown in his career at TCU before the Texas Bowl.

TD No. 2 marked the go-ahead touchdown early in the fourth quarter to help TCU to a 20-13 win over Houston.


The junior wove through the defense and danced into the end zone for an 8-yard touchdown run that made it 17-10 and gave TCU (8-5) its first lead of the game against its old Southwest Conference rival. He and Ryan Christian split carries against Houston (8-5) after starter Joseph Turner injured his knee in the first quarter and didn't return.

Quarterback Andy Dalton also ran for a touchdown for TCU. Dalton was 21-of-30 for 249 yards with one interception. Watts and Christian combined for 88 yards rushing on 12 carries.

A 15-yard leaping reception by Jimmy Young on third down kept the drive that ended in Watts' touchdown going. Young outjumped Carson Blackmon to grab the ball and managed to keep his left leg in bounds as he landed. It was initially ruled an incomplete pass, but the call was overturned after a review by officials.

The Cougars had a chance to tie it with less than 30 seconds to play but Case Keenum's pass sailed just beyond the fingertips of Jeron Harvey in the end zone. He had two more shots at the end zone, but the ball fell short on the first one and Chase Ortiz hit him as he threw the second one to end the game.

- Associated Press



2008 SAN DIEGO COUNTY CREDIT UNION POINSETTIA BOWL

#11 TCU 17, #9 Boise State 16 · Dec. 23, 2008

SAN DIEGO – Joseph Turner dove into the end zone for the winning score, and LaDainian Tomlinson went nuts on the sideline.

Turner's 17-yard run midway through the fourth quarter gave the No. 11 Horned Frogs their first lead of the night, during a 17-16 victory over No. 9 and previously undefeated Boise State in the Poinsettia Bowl.

BSU was trying to finish 13-0 for the second time in three seasons. The Broncos took a 10-0 lead on Ian Johnson's 20-yard touchdown run midway through the first quarter, but their high-scoring offense bogged down against TCU's fast, aggressive defense.

TCU piled up yards if not points until finally wearing down the Broncos' defense in the fourth quarter. The Horned Frogs moved 80 yards in 10 plays on the winning drive, with Turner finishing it off by shedding a tackle inside the 5-yard line and diving into the end zone for a 17-13 lead.

After Turner's TD, Boise State got to the TCU 14 before having to settle for Kyle Brotzman's 33-yard field goal to pull to 17-16.

The Broncos got the ball back with 6 seconds left on their 33 and tried to lateral the ball after a catch, but Jeremy Childs' desperation flip was grabbed by TCU's Matt Panfil.

TCU outgained Boise State 472 yards to 250.

- Associated Press



TCU 37, NORTHERN ILLINOIS 7

| | | | | | | |
|-------------------|---|----|----|---|---|----|
| Northern Illinois | 0 | 0 | 0 | 7 | - | 7 |
| TCU | 6 | 10 | 14 | 7 | - | 37 |

Attendance - 29,709

TEAM STATISTICS

| | NIU | TCU |
|---------------|----------|---------|
| First Downs | 5 | 23 |
| Rushes-yards | 29-(-20) | 46-198 |
| Passing yards | 80 | 258 |
| Return yards | 122 | 127 |
| Passes | 6-19-1 | 19-29-0 |
| Punts | 9-40.6 | 6-27.3 |
| Fumbles-lost | 1-0 | 2-0 |
| Penalties | 0-0 | 7-80 |

INDIVIDUAL STATISTICS

Rushing

| | |
|-----|---|
| NIU | Wolfe 20-28, Anderson 3-4, Britt 1-(-4), Nicholson 5-(-48). |
| TCU | Hobbs 18-19, Brown 14-52, Ballard 11-19, Massey 3-18. |

Passing

| | |
|-----|--------------------------------------|
| NIU | Nicholson 6-18-1-80. Morris 0-1-0-0. |
| TCU | Ballard 19-29-0-258 |

Receiving

| | |
|-----|---|
| NIU | Carter 2-14, Wolfe 2-2, Simon 1-62, Davis 1-2. |
| TCU | Harmon 6-94, Hobbs 3-61, Moore 2-26, Reagan 2-23, Bryant 2-20, Andrus 1-12, Brown 1-8, Massey 1-8, Hecht 1-6. |

TCU 20, HOUSTON 13

| | | | | | | |
|---------|---|---|---|----|---|----|
| Houston | 7 | 3 | 0 | 3 | - | 13 |
| TCU | 0 | 7 | 3 | 10 | - | 20 |

Attendance - 62,097

TEAM STATISTICS

| | UH | TCU |
|-----------------|---------|---------|
| First Downs | 20 | 19 |
| Rushing yards | 30-32 | 39-116 |
| Passing yards | 335 | 249 |
| Return yards | 83 | 120 |
| Passes | 23-38-0 | 21-30-1 |
| Punts | 6-50.2 | 7-37.6 |
| Fumbles-lost | 0-0 | 0-0 |
| Penalties-yards | 6-73 | 11-85 |

INDIVIDUAL STATISTICS

Rushing

| | |
|-----|---|
| UH | Alridge 15-29, Kohn 1-5, Ganaway 1-0, Keenum 13-(-2). |
| TCU | Watts 12-46, Christian 12-42, Dalton 11-17, Turner 3-10, Dickerson 1-1. |

Passing

| | |
|-----|----------------------|
| UH | Keenum, 23-38-0-335. |
| TCU | Dalton, 21-31-1-249. |

Receiving

| | |
|-----|---|
| UH | Avery 10-120, McDaniel 5-55, Harvey 4-64, Kohn 1-67, Gilbert 1-16, Castile 1-9, Alridge 1-4. |
| TCU | Dickerson 3-57, Bryant 3-56, Reagan 3-35, Christian 3-30, Kerley 3-15, B. Johnson 2-17, Young 1-15, Turner 1-12, Frosch 1-9, Watts 1-3. |

TCU 17, BOISE STATE 16

| | | | | | | |
|-------------|----|---|---|---|---|----|
| Boise State | 10 | 3 | 0 | 3 | - | 16 |
| TCU | 0 | 7 | 3 | 7 | - | 17 |

Attendance - 34,628

TEAM STATISTICS

| | BSU | TCU |
|---------------|---------|---------|
| First Downs | 15 | 28 |
| Rushes-yards | 20-28 | 51-275 |
| Passing yards | 222 | 197 |
| Return yards | 153 | 105 |
| Passes | 22-35-1 | 22-36-2 |
| Punts | 4-48.0 | 4-32.0 |
| Fumbles-lost | 2-1 | 1-0 |
| Penalties | 4-25 | 6-63 |

INDIVIDUAL STATISTICS

Rushing

| | |
|-----|---|
| BSU | Johnson 7-28, Harper 3-6, Perretta 5-4, Avery 2-1, Moore 2-(-10) |
| TCU | Brown 14-12, Turner 16-84, Dalton 16-84, Kerley 4-10, Christian 1-6 |

Passing

| | |
|-----|-------------------------------------|
| BSU | Moore 22-35-1-222. |
| TCU | Dalton 22-35-1-197, Kerley 0-1-1-0. |

Receiving

| | |
|-----|---|
| BSU | Childs 7-61, Pettis 4-64, Johnson 3-(-5), Perretta 2-78, Hawkins 2-10, Avery 1-6, Bissell 1-3, Brockel 1-3, Martin 1-1. |
| TCU | Bryant 6-67, Christian 6-53, Young 5-62, Brown 2-(-3), Reagan 1-11, Clay 1-7, Turner 1-0. |

BOWL HISTORY

2016 TOSTITOS
FIESTA BOWL

#6 Boise St. 17, #3 TCU 10 · Jan. 4, 2010

PHOENIX, Ariz. – Boise State reached into its bag of tricks again and stunned TCU in a Fiesta Bowl duel of unbeaten BCS busters. It was the first time two schools from leagues without automatic BCS bids have met in one of college football's biggest bowls.

After the Broncos pulled off a gutsy fake punt at their own 33-yard line, Doug Martin scored the decisive touchdown to give No. 6 Boise State a 17-10 victory over third-ranked TCU.

A 10-10 stalemate came alive when punter Kyle Brotzman hit wide-open Kyle Efaw with a 30-yard strike with about 9 minutes to play. Four plays later, Martin dove over a tackler from 2 yards out as the Broncos became the second school ever to go 14-0, joining Ohio State in 2002.

The Broncos caught the Horned Frogs napping on the fake punt by Brotzman. Kellen Moore then completed three straight passes to advance to the 2, and Martin scored to put Boise State up 17-10 with 7:21 to go.

TCU took over at its own 1 with 1:06 remaining and marched to the Boise State 30 before cornerback Brandyn Thompson disrupted a pass by Andy Dalton, and Winston Venable picked it off to end the threat. Thompson set up the winning drive with his second interception of the game. He returned his first pick 51 yards for the game's first score.

TCU's touchdown came on a 30-yard pass from Dalton to Curtis Clay that pulled the Frogs to within 10-7 at halftime.

– Associated Press



2011 ROSE BOWL

#3 TCU 21, #5 Wisconsin 19 · Jan. 1, 2011

PASADENA, Calif. – Andy Dalton threw a touchdown pass and ran for a score, linebacker Tank Carder swatted down a 2-point conversion pass attempt with 2 minutes to play, and No. 3 TCU completed a perfect season with its first Rose Bowl victory, 21-19 over fourth-ranked Wisconsin on Saturday.

Bart Johnson caught an early TD pass and recovered a late onside kick for the Mountain West champion Horned Frogs (13-0), who followed up their second straight unbeaten regular season by busting the BCS in dramatic fashion.


Dalton passed for 219 yards for TCU, which won't win the national title - that will go to either Auburn or Oregon. They meet in the BCS championship game in nine days.

Luke Shivers' 1-yard TD run put TCU ahead 21-13 early in the third quarter, but neither team scored again until Wisconsin mounted a 77-drive in the waning minutes. Montee Ball rushed for a 4-yard score with 2 minutes to play, but Carder made a perfectly timed leap at the line to bat down Scott Tolzien's throw to the end zone. The intended receiver was open in the end zone.

Dalton went 15 for 23 and rushed for a first-quarter score, winning the game's offensive MVP award. But the defense deserved the credit for hanging on when TCU couldn't score in the game's final 26 minutes.

Carder was the leader all game and the man at the end.

– Associated Press

2011 SAN DIEGO COUNTY CREDIT UNION
POINSETTIA BOWL

#16 TCU 31, La. Tech 24 · Dec. 21, 2011

SAN DIEGO – Casey Pachall and the TCU Horned Frogs are headed to the Big 12 Conference on an eight-game winning streak.

Pachall highlighted a record-setting game with a 42-yard touchdown pass to Skye Dawson with 4:26 left to lift No. 16 TCU to a 31-24 victory against Louisiana Tech in the Poinsettia Bowl on Wednesday night.


It was the eighth straight victory for Mountain West Conference champion TCU (11-2), which moves to the Big 12 next year. It was the third time this season TCU overcame a fourth-quarter deficit to win, including a 36-35 victory at Boise State on Nov. 12, the Broncos' only loss.

Pachall was 15 of 29 for 206 yards. He set school single-season records with 228 completions, 2,921 yards and a completion percentage of 66.5, breaking marks previously held by Andy Dalton.

On the winning play, the sophomore took the snap in the shotgun and Dawson ran past safety Chad Boyd to pull in the long pass.

The Horned Frogs, who beat Wisconsin in the Rose Bowl last season, had hoped to make it to a BCS bowl for the third straight season.

– Associated Press



BOISE STATE 17, TCU 10

| | | | | | | |
|-------------|---|---|---|---|---|----|
| Boise State | 7 | 3 | 0 | 7 | – | 17 |
| TCU | 0 | 7 | 3 | 0 | – | 10 |

Attendance – 73,227

TEAM STATISTICS

| | BSU | TCU |
|-----------------|---------|---------|
| First Downs | 16 | 17 |
| Rushing yards | 32-77 | 36-20 |
| Passing yards | 240 | 272 |
| Return yards | 161 | 153 |
| Passes | 24-40-0 | 25-44-3 |
| Punts | 8-44.4 | 8-48.4 |
| Fumbles-lost | 1-1 | 2-0 |
| Penalties-yards | 7-70 | 7-53 |

INDIVIDUAL STATISTICS

Rushing

| | |
|-----|--|
| BSU | Martin 16-42, Avery 12-20, Young 3-16, Moore 1-(-1) |
| TCU | Turner 7-22, Tucker 1-9, Wesley 2-8, Jackson 1-7, Dalton 9-(-10) |

Passing

| | |
|-----|---|
| BSU | Ke. Moore 23-39-0-211; Brotzman 1-1-0-29. |
| TCU | Dalton 25-44-3-272 |

Receiving

| | |
|-----|--|
| BSU | Young 8-72, Efaw 4-75, Ki, Moore 4-28, Potter 2-21, Burroughs 2-9, Gallarda 1-16, Avery 1-13, Pettis 1-5, Martin 1-1 |
| TCU | Kerley 6-65, Christian 5-40, Young 4-68, Hicks 4-45, B. Johnson 3-12, Clay 2-39, Tucker 1-3 |

TCU 21, WISCONSIN 19

| | | | | | | |
|-----------|----|---|---|---|---|----|
| Wisconsin | 10 | 3 | 0 | 6 | – | 19 |
| TCU | 14 | 0 | 7 | 0 | – | 21 |

Attendance – 94,118

TEAM STATISTICS

| | WIS | TCU |
|-----------------|---------|---------|
| First Downs | 20 | 18 |
| Rushing yards | 46-226 | 26-82 |
| Passing yards | 159 | 219 |
| Return yards | 171 | 248 |
| Passes | 12-21-0 | 15-23-0 |
| Punts | 3-42.0 | 4-36.5 |
| Fumbles-lost | 1-0 | 0-0 |
| Penalties-yards | 6-41 | 4-20 |

INDIVIDUAL STATISTICS

Rushing

| | |
|-----|---|
| WIS | Ball 22-132, Clay 11-76, White 8-23, Nortman 1-11, Tolzien 4-(-16). |
| TCU | Dalton 9-28, James 4-24, Tucker 4-15, Wesley 4-13, Kerley 2-5, Shivers 1-1. |

Passing

| | |
|-----|----------------------|
| WIS | Tolzien 12-21-0-159. |
| TCU | Dalton 15-23-1-219. |

Receiving

| | |
|-----|---|
| WIS | Kendricks 4-36, Toon 3-46, Gilreath 2-23, Ewing 1-28, Abbrederis 1-16, Anderson 1-10. |
| TCU | Kerley 6-65, Young 5-57, Boyce 1-44, Wesley 1-33, B. Johnson 1-23, Hicks 1-4. |

TCU 31, LOUISIANA TECH 24

| | | | | | | |
|----------------|---|----|----|----|---|----|
| TCU | 0 | 10 | 7 | 14 | – | 31 |
| Louisiana Tech | 3 | 7 | 14 | 0 | – | 24 |

Attendance – 24,607

TEAM STATISTICS

| | TCU | LAT |
|-----------------|---------|---------|
| First Downs | 22 | 19 |
| Rushing yards | 51-190 | 27-96 |
| Passing yards | 206 | 264 |
| Return yards | 140 | 134 |
| Passes | 15-29-1 | 21-43-1 |
| Punts | 5-43.8 | 5-43.2 |
| Fumbles-lost | 1-1 | 2-1 |
| Penalties-yards | 7-66 | 6-31 |

INDIVIDUAL STATISTICS

Rushing

| | |
|-----|---|
| TCU | Wesley 16-77, James 14-51, Pachall 8-31, Tucker 7-18, Carter 1-15, Shivers 2-2, Dawson 1-(-1), Team 2-(-3). |
| LAT | Lee 20-64, Cameron 6-23, Patton 1-9. |

Passing

| | |
|-----|----------------------|
| TCU | Pachall 15-29-1-206. |
| LAT | Cameron 21-43-1-264. |

Receiving

| | |
|-----|---|
| TCU | Boyce 5-66, Dawson 4-85, Porter 2-22, L. Brock 1-11, Shivers 1-10, Tucker 1-7, Jones 1-5. |
| LAT | White 7-110, Patton 5-67, Ikharo 4-41, Casey 2-24, Isham 2-13, Gru 1-9. |

2012 BUFFALO WILD WINGS BOWL

Michigan State 17, TCU 16 · Dec. 29, 2012

TEMPE, Ariz. – Dan Conroy kicked a 47-yard field goal with 1:01 left, Le'Veon Bell ran for 145 yards, and Michigan State rallied to beat TCU 17-16 in the Buffalo Wild Wings Bowl.

Michigan State labored through the first half before going on a 90-yard march capped by Connor Cook's 15-yard touchdown pass to Aaron Burbridge in the third quarter. The Spartans recovered a muffed TCU punt at the 4-yard line midway through the fourth quarter, and Bell scored two plays later by racing around left end for a 14-13 lead.

TCU rallied to set up Jaden Oberkrom for a 53-yard field goal but left Conroy too much time for his second straight postseason game-winner.

Bell, who entered the game as the nation's third-leading rusher, had nowhere to go early on. Filling holes inside and stringing plays out toward the sidelines, TCU stuffed the back on nearly every touch, holding him to 38 yards on 11 carries in the first half. MSU produced only three first downs and 76 total yards in the opening stanza.

The Frogs started gashing the Spartans for decent-sized chunks with their option midway through the first quarter, setting up Matthew Tucker's 4-yard touchdown on an end-around.

Oberkrom followed with a 47-yard field goal and added another from 31 yards after Trevone Boykin hit Josh Boyce on a 61-yard pass to put TCU up 13-0 at halftime. Boykin threw for 201 yards for TCU.

- Associated Press



2014 CHICK-FIL-A PEACH BOWL

#6 TCU 42, #9 Ole Miss 3 · Dec. 31, 2014

ATLANTA – No. 6 TCU rode three touchdown passes from Trevone Boykin and a dominant defense to a 42-3 rout of No. 9 Ole Miss in the Chick-fil-A Peach Bowl.

Josh Doctson had two touchdown catches and Aaron Green ran for a score and added a touchdown reception for the Horned Frogs (12-1).

Bo Wallace threw three interceptions, including one caught in the Rebels end zone by defensive end James McFarland for a touchdown.

The action was as lopsided as the score. TCU finished with 423 yards and allowed only 129 to Ole Miss. The Rebels were held to 9 yards rushing in the biggest margin of victory in Peach Bowl history. TCU led 28-0 at halftime.

Ole Miss ranked first in the nation with its average of only 13.8 points allowed. Turnovers and TCU's quick-strike offense were too much to overcome.

Wallace completed only 10 of 23 passes for 109 yards.

The Horned Frogs turned two Ole Miss turnovers into 14 points. On the Rebels' third snap of the game, a pass from Wallace was picked off by safety Chris Hackett.

Late in the half, Wallace tried to avoid a safety when pressured in his end zone by tossing the ball away, but McFarland snatched the ball up before it hit the turf for an instant touchdown and a 28-0 lead.

Wallace was sacked five times - all in the first half.

The rout continued in the third quarter as Boykin threw a touchdown passes of 27 yards to Doctson. The scoring catch moved Doctson past Reggie Harrell's team-record total of 1,012 yards receiving in 2003.

- Associated Press



2016 VALERO ALAMO BOWL

#11 TCU 47, #15 Oregon 41 · Jan. 2, 2016

SAN ANTONIO – Bram Kohlhausen's 8-yard touchdown run in the third overtime carried No. 11 TCU to a wild 47-41 victory over No. 15 Oregon in the Alamo Bowl as the Horned Frogs stormed back from a 31-0 halftime deficit behind a backup quarterback. The 31-point comeback to win tied the record for a bowl game, matching Texas Tech in the 2006 Insight Bowl against Minnesota.

Oregon stormed to the big lead early behind quarterback Vernon Adams Jr., but he was knocked out of the game late in the second quarter after taking a hard hit to the head. Oregon gained only 18 yards in regulation in the second half.


Kohlhausen started in place of TCU's Trevone Boykin and passed for 351 yards and two touchdowns and ran for two more scores.

After trailing 31-0 at halftime, TCU scored on all of its possessions in the second half and overtime. The Horned Frogs started their march back with 17 points in the third quarter, twice scoring touchdowns on fourth down. Kohlhausen threw a touchdown pass to Jaelen Austin, then ran 2 yards for his first score.

Jaden Oberkrom's 22-yard field goal with 19 seconds left tied it, and TCU scored first in the first overtime when Kohlhausen hit Emanuel Porter for a 7-yard touchdown. Oregon answered with Royce Freeman's third touchdown run.

After the teams exchanged field goals in the second overtime, Kohlhausen sneaked around the right end on an option, and seemingly disappeared behind his blockers until he was in the end zone. TCU's 2-point conversion pass attempt failed, but Oregon's final chance to tie and keep the game going ended with an incomplete pass on fourth down near the goal line.

- Associated Press



MICHIGAN STATE 17, TCU 16

| | | | | | | |
|----------------|---|---|---|----|---|----|
| TCU | 7 | 6 | 0 | 3 | - | 16 |
| Michigan State | 0 | 0 | 7 | 10 | - | 17 |

Attendance - 44,617

TEAM STATISTICS

| | TCU | MSU |
|---------------|---------|---------|
| First Downs | 13 | 13 |
| Rushes-yards | 30-87 | 42-123 |
| Passing yards | 201 | 104 |
| Return yards | 89 | 104 |
| Passes | 13-29-1 | 11-27-0 |
| Punts | 7-39.3 | 11-43.7 |
| Fumbles-lost | 1-1 | 1-0 |
| Penalties | 5-39 | 7-72 |

INDIVIDUAL STATISTICS

Rushing

| | |
|-----|--|
| TCU | Boykin 13-37, Tucker 8-28, Catalon 7-20, S. Dawson 1-2, Team 1-0. |
| MSU | Bell 32-145, Cook 3-11, Hill 1-(-1), Team 1-(-2), Maxwell 5-(-19). |

Passing

| | |
|-----|---|
| TCU | Boykin 13-29-1-201. |
| MSU | Maxwell 6-15-0-28, Cook 4-11-0-47, Bell 1-1-0-29. |

Receiving

| | |
|-----|---|
| TCU | Boyce 5-91, L. Brown 2-34, B. Carter 2-11, Tucker 2-0, C. White 1-6. |
| MSU | Sims 3-24, Burbridge 3-22, Bell 2-13, Hammock 1-29, Lippett 1-12, Mumphery 1-4. |

TCU 42, OLE MISS 3

| | | | | | | |
|----------|----|----|----|---|---|----|
| Ole Miss | 0 | 0 | 0 | 3 | - | 3 |
| TCU | 14 | 14 | 14 | 0 | - | 42 |

Attendance - 65,706

TEAM STATISTICS

| | MISS | TCU |
|---------------|---------|---------|
| First Downs | 10 | 24 |
| Rushes-yards | 37-9 | 42-177 |
| Passing yards | 120 | 246 |
| Return yards | 166 | 72 |
| Passes | 11-27-3 | 27-37-3 |
| Punts | 8-43.1 | 4-42.2 |
| Fumbles-lost | 2-1 | 2-1 |
| Penalties | 6-44 | 5-55 |

INDIVIDUAL STATISTICS

Rushing

| | |
|------|---|
| TCU | Green 18-68, Boykin 10-65, Johnson 8-31, Hicks 4-6, Murphy 1-4, Echols-Luper 1-3. |
| MISS | Mathers 7-26, Kincade 3-5, Wilkins 4-3, Walton 8-3, Team 1-(-14), Wallace 14-(-14). |

Passing

| | |
|------|--|
| TCU | Boykin 22-31-3-187, Kohlhausen 4-5-0-28. |
| MISS | Wallace 10-23-3-109, Kincade 1-3-0-11, Team 0-1-0-0. |

Receiving

| | |
|------|--|
| TCU | Doctson 6-59, Slanina 3-16, D. Porter 3-15, Green 2-46, E. Porter 2-20, Gray 2-18, Moore 2-12, Gilbert 1-8, White 1-8, Story 1-2, Boykin 1-(-2). |
| MISS | Pack 4-55, Core 3-28, Mathers 1-11, Ingram 1-11, Adeboyejo 1-10, Walton 1-5. |

TCU 47, OREGON 41 (3OT)

| | | | | | | | | | |
|--------|----|----|----|----|---|---|---|---|----|
| Oregon | 21 | 10 | 0 | 0 | 7 | 3 | 0 | - | 41 |
| TCU | 0 | 0 | 17 | 14 | 7 | 3 | 6 | - | 47 |

Attendance - 64,569

TEAM STATISTICS

| | ORE | TCU |
|---------------|---------|---------|
| First Downs | 21 | 27 |
| Rushes-yards | 48-186 | 47-174 |
| Passing yards | 233 | 371 |
| Return yards | 124 | 11 |
| Passes | 20-35-0 | 30-47-1 |
| Punts | 7-32.4 | 5-36.0 |
| Fumbles-lost | 4-1 | 1-0 |
| Penalties | 5-24 | 8-83 |

INDIVIDUAL STATISTICS

Rushing

| | |
|-----|---|
| TCU | Green 25-101, Kohlhausen 11-45, Turpin 5-16, Hicks 6-12. |
| ORE | Freeman 26-130, Brooks-James 3-50, Griffin 4-41, Buckner 1-10, Nelson 2-6, Benoit 2-5, Adams, Jr. 4-(-8), Lockie 3-(-17). |

Passing

| | |
|-----|--|
| TCU | Kohlhausen 28-45-1-351, James 1-1-0-0, Sawyer 1-1-0-0. |
| ORE | Adams, Jr. 13-19-0-197, Lockie 7-15-0-36, Wheeler 0-1-0-0. |

Receiving

| | |
|-----|---|
| TCU | Nixon 9-71, Turpin 5-65, Austin 4-67, Porter 4-53, Green 2-56, Stewart 2-39, Hicks 2-2, James 1-19. |
| ORE | Carrington 7-107, Addison 5-29, Stanford 3-32, Freeman 2-23, Nelson 2-12, Baylis 1-30. |

BOWL HISTORY

2016 AUTOZONE
LIBERTY BOWL

Georgia 31, TCU 23 · Dec. 30, 2016

MEMPHIS, Tenn. - No matter how difficult it was to find running room early on, Georgia kept trying to establish its ground attack.

That stubborn approach eventually paid off.

Nick Chubb and Sony Michel combined to rush for 229 yards and two touchdowns Friday as Georgia came from behind in the fourth quarter to beat TCU 31-23 in the AutoZone Liberty Bowl.


Chubb rushed for 142 yards and a touchdown on 17 carries, while Michel ran for 87 yards and a score on 16 attempts.

Held in check for much of the game, Chubb closed the third quarter with a 48-yard burst that set up Rodrigo Blankenship's field goal to put Georgia ahead 24-23 with 13:27 left. Chubb then rushed for 57 yards in the final period, including a 13-yard touchdown with 2:48 remaining.

Missed opportunities proved costly for the Horned Frogs, who led 16-7 in the first half and carried a 23-21 advantage into the fourth quarter.

Kenny Hill threw a pair of touchdown passes to John Diarse and also ran for a third score.

- Associated Press

2017 VALERO
ALAMO BOWL

#13 TCU 39, #15 Stanford 37 · Dec. 28, 2017

SAN ANTONIO - Kenny Hill passed for two touchdowns, ran for another and even caught one as No. 13 TCU rallied from a big early deficit to beat 15th-ranked Stanford 39-37 in the Valero Alamo Bowl.


Cole Bunce's 33-yard field goal with just over 3 minutes to play won it for the Horned Frogs (11-3), who trailed 21-3 before storming back behind big plays from Hill and a 76-yard punt return from Desmon White. TCU rallied from 31 down to beat Oregon in the 2016 Alamo Bowl.

Stanford (9-5) running back Bryce Love, a Heisman Trophy finalist, rushed for 145 yards and had a 69-yard touchdown run in the third quarter. K.J. Costello had three touchdown passes to J.J. Arcega-Whiteside, the last one giving Stanford a 37-36 lead.

Hill then drove TCU to Bunce's game-winner. The Horned Frogs defense sealed it with an interception by Innis Gaines with 2:01 left.

Hill finished with 314 yards passing, a team-high 60 yards rushing and caught a 27-yard TD pass from White in his final game.

- Associated Press



2018 CHEEZ-IT BOWL

TCU 10, California 7 (OT) · Dec. 26, 2018

PHOENIX - Following an interception by Jawuan Johnson on Cal's possession in the first overtime, Jonathan Song hit a 27-yard field goal to lift TCU to a 10-7 victory in the Cheez-It Bowl at Chase Field.

Sewo Olonilua ran for a TCU bowl record 194 yards on a career-high 32 carries to earn Cheez-It Bowl Offensive MVP honors in a game that was a defensive slugfest.

The Horned Frogs had five of those interceptions from five different players, tying for the single-game high in head coach Gary Patterson's tenure.

Cal scored first on a 4-yard touchdown by Chase Garbers in the first quarter, but picks by Julius Lewis, Niko Small and Jeff Gladney kept the deficit to a minimum heading into the locker room at halftime.

TCU got on the scoreboard with three seconds remaining in the third quarter when Olonilua powered his way into the end zone from the 1-yard line to tie the game and set up Song's game-winner in overtime.

The victory gives the Frogs a winning record for the 15th time in Patterson's 18 years as head coach at TCU as they finish the 2018 campaign at 7-6.

- GoFrogs.com



GEORGIA 31, TCU 23

| | | | | | | |
|---------|---|---|---|----|---|----|
| Georgia | 7 | 7 | 7 | 10 | - | 31 |
| TCU | 9 | 7 | 7 | 0 | - | 23 |

Attendance - 51,087

TEAM STATISTICS

| | UGA | TCU |
|---------------|---------|---------|
| First Downs | 17 | 17 |
| Rushes-yards | 44-248 | 39-175 |
| Passing yards | 164 | 146 |
| Return yards | 83 | 149 |
| Passes | 12-21-0 | 18-28-0 |
| Punts | 5-34.8 | 3-40.3 |
| Fumbles-lost | 2-1 | 2-2 |
| Penalties | 7-45 | 2-10 |

INDIVIDUAL STATISTICS

Rushing

| | |
|-----|---|
| TCU | Hicks 15-88, Hill 17-72, Anderson 4-12, Turpin; 2-3, Olonilua 1-0 |
| UGA | Chubb 17-142, Michel 15-87, Ramsey 1-11, Eason 6-7, McKenzie 1-3, Herrien 2-1 |

Passing

| | |
|-----|----------------------------------|
| TCU | Hill 18-27-0-146, Diarse 0-1-0-0 |
| UGA | Eason 12-21-0-164 |

Receiving

| | |
|-----|---|
| TCU | Hicks 5-21, Graham 3-37, Stewart 3-29, White 2-21, Diarse 2-19, Slanina 1-10, Johnson 1-6, Anderson 1-3 |
| UGA | McKenzie 4-103, Wims 3-11, Michel 2-39, Nauta 2-8, Godwin 1-3 |

TCU 39, STANFORD 37

| | | | | | | |
|----------|----|---|----|----|---|----|
| Stanford | 14 | 7 | 10 | 6 | - | 37 |
| TCU | 3 | 7 | 13 | 16 | - | 39 |

Attendance - 57,653

TEAM STATISTICS

| | STAN | TCU |
|-----------------|---------|---------|
| First Downs | 17 | 21 |
| Rushing yards | 34-157 | 26-147 |
| Passing yards | 212 | 341 |
| Return yards | 155 | 148 |
| Passes | 15-27-2 | 28-41-2 |
| Punts | 4-48.8 | 2-36.5 |
| Fumbles-lost | 1-0 | 1-1 |
| Penalties-yards | 3-15 | 1-4 |

INDIVIDUAL STATISTICS

Rushing

| | |
|------|---|
| STAN | Love 26-145, Speights 2-15, Scarlett 5-4, Costello 1-(-7). |
| TCU | Hill 9-60, Olonilua 5-58, Hicks 6-40, Snell 1-4, Nunez 1-1, Turpin 1-(-7), Team 3-(-9). |

Passing

| | |
|------|----------------------------------|
| STAN | Costello 15-27-2-212. |
| TCU | Hill 27-40-2-314, White 1-1-0-27 |

Receiving

| | |
|------|--|
| STAN | Arcega-Whiteside 5-61, Wedlington 3-41, Irwin 3-17, Scarlett 2-85, Schultz 2-8. |
| TCU | Hicks 8-25, Reagar 5-169, Olonilua 4-31, White 3-33, Turpin 3-12, Diarse 2-32, Hill 1-27, Stewart 1-12, Snell 1-0. |

TCU 10, CALIFORNIA 7 (OT)

| | | | | | | | |
|------------|---|---|---|---|---|---|----|
| California | 7 | 0 | 0 | 0 | 0 | - | 7 |
| TCU | 0 | 0 | 7 | 0 | 3 | - | 10 |

Attendance - 33,121

TEAM STATISTICS

| | CAL | TCU |
|-----------------|---------|--------|
| First Downs | 14 | 16 |
| Rushing yards | 30-100 | 59-262 |
| Passing yards | 164 | 28 |
| Return yards | 36 | 245 |
| Passes | 17-33-5 | 8-21-4 |
| Punts | 9-38.9 | 6-44.7 |
| Fumbles-lost | 0-0 | 0-0 |
| Penalties-yards | 3-20 | 3-30 |

INDIVIDUAL STATISTICS

Rushing

| | |
|-----|--|
| CAL | Brown Jr. 14-57, Laird 7-29, Garbers 7-23, Hawkins 1-(-1), Forrest 1-(-8). |
| TCU | Olonilua 32-194, Demercado 13-51, Reagar 3-9, Muehlstein 9-8, Barber 1-4, Rogers 1-(-4). |

Passing

| | |
|-----|--|
| CAL | Garbers 12-19-3-93, Forrest 5-14-2-71. |
| TCU | Muehlstein 7-20-4-27, Rogers 1-1-0-1. |

Receiving

| | |
|-----|--|
| CAL | Remigio 5-21, Ways 3-37, Brown Jr. 3-14, Noa 2-43, Duncan 1-33, Castles 1-15, Bunting 1-4, Laird 1-(-3). |
| TCU | Meeking 2-4, Barber 2-3, Austin 1-15, Stewart 1-4, Olonilua 1-1, Davis 1-1. |

2022 VRBO FIESTA BOWL

#3 TCU 51, #2 Michigan 45 · Dec. 31, 2022

GLENDALE, Ariz. – TCU led from start to finish in a thrilling 51-45 win over Michigan in the College Football Playoff at the Vrbo Fiesta Bowl in Glendale, Ariz.

Leading 51-45 with 52 seconds to play and Michigan beginning a series at its own 25, TCU held the Wolverines without a first down to secure the victory.

TCU started fast by making an impact on Michigan's opening two possessions. Facing a 4th-and-goal at the 2 on the game's first series, the Wolverines went for it and the play resulted in a sack by Dylan Horton for a loss of 8 yards.

The Horned Frogs' defense came up big again on Michigan's next series. On the first snap, Bud Clark had a 41-yard interception return for a touchdown to give TCU a 7-0 lead. Dee Winters, the Defensive MVP, later added another Pick 6 for the Frogs.

TCU's defense again made an impact in the second quarter. With Michigan having a 1st-and-goal at the 1, a fumbled handoff was recovered in the end zone by Clark for a touchback.

The Frogs took their largest lead of the game at 41-22 on a Max Duggan 1-yard run with 49 seconds left in the third quarter. Emari Demercado rushed for a career-high 150 yards, including a career long 69-yard carry to set up a 1-yard Duggan scoring run to give TCU its biggest lead of the game at 41-22 with 49 seconds left in the third quarter.

Quentin Johnston earned Offensive MVP honors after totaling six catches for 163 yards, including a 76-yard touchdown.

The Horned Frogs totaled 488 yards of offense against a Michigan defense that entered the game allowing just 13.4 points and 277.1 yards per game.

- GoFrogs.com



2024 ISLETA NEW MEXICO BOWL

TCU 34, Louisiana 3 · Dec. 28, 2024

ALBUQUERQUE, N.M. –

Josh Hoover broke TCU's season record for passing yards and threw for four touchdowns to lead TCU to a 34-3 win over Louisiana on Saturday afternoon in the Isleta New Mexico Bowl.

The Horned Frogs started fast, scoring on their opening four possessions and five-of-six to build a 27-0 halftime lead.

TCU (9-4) closed its season with a four-game winning streak and victories in six of its final seven games.

Hoover completed 12 straight passes in one stretch and broke the TCU season mark for yards with a 20-yard scoring toss to JP Richardson with 57 seconds left in the first half to give the Horned Frogs their 27-point lead at the break. Hoover's 3,949 yards surpassed the previous mark of 3,901 by Trevone Boykin in 2014.

A dominant TCU defense limited the Ragin' Cajuns to just 209 yards with nearly half that total (96 yards) coming in the fourth quarter when the game was decided.

Eric McAlister was Hoover's favorite target with eight receptions for 87 yards, including a 1-yard touchdown in the back of the end zone on a 4th-and-goal play in the first quarter. It came after a Hoover scramble to avoid a sack.



- GoFrogs.com

TCU 51, MICHIGAN 45

| | | | | | | |
|----------|----|---|----|----|---|----|
| TCU | 14 | 7 | 20 | 10 | - | 51 |
| Michigan | 0 | 6 | 24 | 15 | - | 45 |

Attendance - 71,723

TEAM STATISTICS

| | TCU | UM |
|---------------|---------|---------|
| First Downs | 19 | 25 |
| Rushes-yards | 41-263 | 40-186 |
| Passing yards | 225 | 342 |
| Return yards | 176 | 102 |
| Passes | 14-29-2 | 21-35-2 |
| Punts | 6-44.5 | 5-44.6 |
| Fumbles-lost | 1-1 | 3-1 |
| Penalties | 7-85 | 5-28 |

INDIVIDUAL STATISTICS

Rushing

TCU Dermercado 17-150, Duggan 15-57, Miller 8-57.
UM Edwards 23-119, McCarthy 10-52, Wilson 1-18, Mullings 5-5, Loveland 1-(-8).

Passing

TCU Duggan 14-29-2-225.
UM McCarthy 20-34-2-343, Edwards 1-1-0-(-1).

Receiving

TCU Johnston 6-163, Hudson 2-34, Barber 2-12, Derius 2-12, Wiley 1-6, Dermercado 1-(-2).
UM Bell 6-135, Wilson 5-104, Loveland 4-36, Schoonmaker 1-32, Johnson 2-30, Edwards 1-8, Henning 2-(-3).

TCU 34, LOUISIANA 3

| | | | | | | |
|-----------|----|----|---|---|---|----|
| Louisiana | 0 | 0 | 0 | 3 | - | 3 |
| TCU | 14 | 13 | 7 | 0 | - | 34 |

Attendance - 22,827

TEAM STATISTICS

| | UL | TCU |
|---------------|---------|---------|
| First Downs | 13 | 20 |
| Rushes-yards | 33-114 | 33-110 |
| Passing yards | 95 | 257 |
| Return yards | 60 | 39 |
| Passes | 11-26-2 | 21-34-1 |
| Punts | 6-37.7 | 3-43.7 |
| Fumbles-lost | 0-0 | 1-0 |
| Penalties | 6-60 | 5-45 |

INDIVIDUAL STATISTICS

Rushing

TCU Battle 9-42, Payne 9-33, Palmer 10-30, Bailey 1-9, Hoover 4-(-4).
UL Perry 11-49, Citizen 4-43, Davis 9-21, Winfield 5-19, Wooldridge 4-(-18).

Passing

TCU Hoover 20-32-4-252, Seals 1-2-0-5.
UL Wooldridge 7-20-0-61, Beale 3-4-0-28, Winfield 1-2-0-6.

Receiving

TCU McAlister 8-87, Dabney 3-73, Richardson 5-53, Nowell 1-20, Rogers 2-11, Payne 1-8, James 1-5.
UL Bernard 1-25, Cambre 3-24, LeGendre 1-12, Jensen 1-12, Williams 2-10, Ward 1-9, Perry 1-6.

TCU AND THE HEISMAN TROPHY

Seven TCU players have finished in the top-five in voting for the Heisman Trophy, college football's most prestigious award.

Most recently, it was Max Duggan as the runner-up in 2022 as he led the Horned Frogs to an appearance in the College Football Playoff National Championship.


In 1938, Davey O'Brien became the first football player from both TCU and the Southwest Conference to win the award.

Sammy Baugh placed fourth in 1936, the second year the trophy was presented.


Jim Swink finished second in 1955, while Kenneth Davis was the next Horned Frog to receive serious consideration for the honor in 1984 when he finished fifth.

In 1999, LaDainian Tomlinson was 14th as a junior. He finished fourth after his senior season in 2000 when he also won the Doak Walker Award.

Quarterback Andy Dalton was ninth in Heisman voting during TCU's 2010 Rose Bowl Championship season. Fellow signal caller Trevone Boykin was fourth following the 2014 campaign and tied for ninth in 2015.




SAMMY BAUGH
1936 – 4th



DAVEY O'BRIEN
1938 – Winner



JIM SWINK
1955 – 2nd



KENNETH DAVIS
1984 – 5th



LADAINIAN TOMLINSON
2000 – 4th



MAX DUGGAN
2022 – 2nd



Davey O'Brien accepts the Heisman Trophy at New York's Downtown Athletic Club in 1938, the same year he led TCU to its second national championship.



TCU celebrates Davey O'Brien's historic Heisman Trophy in the Jane and John Justin Hall of Fame, located inside Ed and Rae Schollmaier Arena.

ALL-AMERICA SELECTIONS

First-Team Selections (consensus choices in bold)

1927
E #31 Rags Matthews, Fort Worth

1929
G #44 Mike Brumelow, Jacksboro

1930
HB #5 Cy Leland, Lubbock

1932
G #44 Johnny Vaught, Fort Worth

1934
C #22 **Darrell Lester**, Jacksboro

1935
C #22 **Darrell Lester**, Jacksboro
QB #45 Sammy Baugh, Sweetwater

1936
QB #45 **Sammy Baugh**, Sweetwater

1937
QB #8 Davey O'Brien, Dallas
T #22 I.B. Hale, Dallas
C #48 Ki Aldrich, Temple

1938
QB #8 **Davey O'Brien**, Dallas
C #48 **Ki Aldrich**, Temple
T #22 I. B. Hale, Dallas

1942
T #71 Derrell Palmer, Albany

1944
T #32 Clyde Flowers, Perryton

1949
QB #43 Lindy Berry, Wichita Falls

1951
C #34 Keith Flowers, Perryton
QB #49 Ray McKown, Dumas
T #77 Doug Conaway, Hillsboro

1955
HB #23 **Jim Swink**, Rusk
C #54 Hugh Pitts, Woodville

1956
T #75 Norman Hamilton, Vanderbilt
HB #23 **Jim Swink**, Rusk

1958
T #75 Don Floyd, Midlothian

1959
T #75 **Don Floyd**, Midlothian
FB #20 Jack Spikes, Snyder

1960
T #72 **Bob Lilly**, Throckmorton

1963
FB #38 Tommy Crutcher, McKinney

1981
SE #7 Stanley Washington, Dallas

1984
RB #36 **Kenneth Davis**, Temple

1991
TE #86 **Kelly Blackwell**, Richland Hills

1995
PK #17 **Michael Reeder**, Sulphur, La.

2000
TB #5 **LaDainian Tomlinson**, Waco

2002
LB #44 LaMarcus McDonald, Waco

2003
PK #9 **Nick Browne**, Garland

2005
KR #17 Cory Rodgers, Houston

2008
DE #98 **Jerry Hughes**, Sugar Land

2009
DE #98 **Jerry Hughes**, Sugar Land
C #76 Jake Kirkpatrick, Tyler
LB #41 Daryl Washington, Irving

2010
S #3 **Tejay Johnson**, Garland
LB #43 Tank Carder, Sweeny
DE #96 Wayne Daniels, Kilgore
RS #85 Jeremy Kerley, Hutto
C #76 Jake Kirkpatrick, Tyler

2011
KR #7 Greg McCoy, Dallas

2012
CB #2 Jason Verrett, Fairfield, Calif.

2013
CB #2 Jason Verrett, Fairfield, Calif.

2014
LB #47 **Paul Dawson**, Dallas

2015
WR #9 **Josh Doctson**, Mansfield

2017
DE #9 Mat Boesen, Torrance, Calif.

2021
CB #1 Tre'Vius Hodges-Tomlinson, Waco
S #7 Trevon Moehrig, Spring Branch

2022
OL #79 **Steve Avila**, Arlington
WR/PR/KR #11 Derius Davis, Saint Fancisville, La.
CB #1 Tre'Vius Hodges-Tomlinson, Waco

2024
WR #18 Jack Bech, Lafayette, La.

ACADEMIC ALL-AMERICANS

Academic All-America teams have been selected by CoSIDA since 1952.

1952
T Marshall Harris, Deland, Fla.

1955
C Hugh Pitts, Woodville
HB Jim Swink, Rusk

1956
HB Jim Swink, Rusk

1957
E John Nikkel, Dalhart

1961
WR Buddy Iles, New London

1968
G Jim Ray, Aspermont

1972
C Scott Walker, Abilene

1974
S Terry Drennan, Decatur


1980
T John McLean, Abilene

2002
PK Nick Browne, Garland


2003
PK Nick Browne, Garland

2010
WR Bart Johnson, Brownwood


TCU'S RETIRED NUMBERS



5
LADAINIAN TOMLINSON



8
DAVEY O'BRIEN



45
SAMMY BAUGH

ALL-CONFERENCE SELECTIONS

SOUTHWEST CONFERENCE

1925

Johnny Washmon, C, Fort Worth
Harold Brewster, T, Mineral Wells
Herman Clark, QB, Fort Worth

1926

Johnny Washmon, C, Fort Worth
Horace Brewster, T, Mineral Wells
Luther Scarborough, T, Fort Worth
Raymond Wolf, G, Houston
Rags Matthews, E, Fort Worth
Bernard Williams, FB, Fort Worth
Herman Clark, QB, Fort Worth

1927

Rags Matthews, E, Fort Worth

1928

Mike Brumbelow, G, Jacksboro
Merl Toler, HB
Jake Williams, T
Howard Grubbs, QB, Kemp

1929

Mike Brumbelow, G, Jacksboro
Howard Grubbs, QB, Kemp
Noble Atkins, C, Borger
Cy Leland, HB, Lubbock
Harlos Green, FB, Fort Worth

1930

Noble Atkins, C, Borger
Ben Boswell, T, Fort Worth
Cy Leland, HB, Lubbock

1931

Johnny Vaught, G, Fort Worth
Madison Pruitt, E, Fort Worth
Blanford Spearman, HB, Jermyn

1932

Johnny Vaught, G, Fort Worth
Madison Pruitt, E, Fort Worth
Blanford Spearman, HB, Jermyn
J.W. Townsend, C, Lufkin
Lon Evans, G, Fort Worth
Ben Boswell, T, Fort Worth
Foster Howell, T, Commerce
Red Oliver, HB

1933

Bud Taylor, G, Austin
Charley Casper, HB, San Antonio
Johnny Kitchen, HB, Okmulgee, Okla.
Darrell Lester, C, Jacksboro
Cy Perkins, T, Newcastle
Jimmy Lawrence, HB, Harlingen

1934

Jimmy Lawrence, HB, Harlingen
Darrell Lester, C, Jacksboro
Walter Roach, C, Fort Worth

1935

Darrell Lester, C, Jacksboro
Walter Roach, E, Fort Worth
Sammy Baugh, QB, Sweetwater
Tracy Kellow, G, Lufkin
Jimmy Lawrence, HB, Harlingen
L.D. Meyer, E, Fort Worth
Cotton Harrison, G, Temple

1936

Walter Roach, E, Fort Worth
Sammy Baugh, QB, Sweetwater
Ki Aldrich, C, Temple
Cotton Harrison, G, Temple

1937

Ki Aldrich, C, Temple
I.B. Hale, T, Dallas
Davey O'Brien, QB, Dallas

1938

Ki Aldrich, C, Temple
I.B. Hale, T, Dallas
Davey O'Brien, QB, Dallas
Forrest Kline, G, Gregory
Don Looney, E, Sulphur Springs
Connie Sparks, FB, Panhandle
Allie White, T, Fort Worth

1939

Durward Horner, E, Fort Worth
Don Looney, E, Sulphur Springs

1940

Bobby Sherrod, G, Fort Worth

1941

Bill Crawford, G, Fort Worth
Derrell Palmer, T, Albany
Bruce Alford, E, Waco

1942

Derrell Palmer, T, Albany
Bruce Alford, E, Waco

1943

Bill Hale, C, Amarillo
Clyde Flowers, T, Perryton
Jim Lucas, QB, Pecos

1944

Clyde Flowers, T, Perryton
Jim Cooper, C, Colorado City
Norman Cox, FB, Grand Falls

1946

Weldon Edwards, T, Comanche

1947

Pete Stout, FB, Throckmorton

1948

Morris Bailey, E, Vernon
Lindy Berry, QB, Wichita Falls

1949

Lindy Berry, QB, Wichita Falls
Morris Bailey, E, Vernon
Harold Kilmon, T, Shamrock

1950

Gilbert Bartosh, QB, Granger
Billy Moorman, E, Odessa

1951

Herbert Zimmerman, G, Mount Vernon
Keith Flowers, LB, Perryton
Ray McKown, QB, Dumas
Alton Taylor, G, Austin

1952

Morgan Williams, G, Fort Worth
Ronald Fraley, DB, Sweetwater
Wayne Martin, DB, Shamrock
Bob Blair, WR, Texarkana
Marshall Robinson, S, Fort Worth

1953

Morgan Williams, G, Fort Worth

1954

Hugh Pitts, C, Woodville

1955

Hugh Pitts, C, Woodville
Jim Swink, HB, Rusk
Norman Hamilton, T, Vanderbilt
Chuck Curtis, QB, Gainesville
Bryan Engram, E, Dumas

1956

Jim Swink, HB, Rusk
Norman Hamilton, T, Vanderbilt
O'Day Williams, E, Graham

1957

Jim Shofner, HB, Fort Worth
Buddy Dike, FB

1958

Don Floyd, T, Midlothian
Sherrill Headrick, G, Fort Worth
Dale Walker, C, Lampasas
Marvin Lasater, HB, San Angelo
Jack Spikes, FB, Snyder

1959

Don Floyd, T, Midlothian
Bob Lilly, T, Throckmorton
Jack Spikes, FB, Snyder

1960

Bob Lilly, T, Throckmorton
Buddy Iles, E, New London

1961

Don Jackson, T, Walters, Okla.
Bobby Plummer, T, Seymour
Ray Pinion, G, Celina
Buddy Iles, E, New London

1962

Robert Mangum, G, Edinburg
Ben Nix, E, Port Lavaca
Sonny Gibbs, QB, Graham

1963

Tommy Crutcher, FB, McKinney
Steve Garmon, G, Groom

1964

Jim Fauver, HB, Houston
Steve Garmon, G, Groom
Ken Henson, C, San Angelo
Norman Evans, T, Donna

1965

Frank Horak, S, Caldwell
Larry Perry, DE, Dallas

1966

Frank Horak, HB, Caldwell
Doyle Johnson, E, Galena Park
John Richards, DB, Fort Worth

1967

Ross Montgomery, HB, Midland
Cubby Hudler, DB, Victoria
E. A. Gresham, C, Graham
Danny Cross, DT, Donna

1968

Larry Adams, DT, Wolfe City

1969

James Ray, OG, Aspermont
Linzy Cole, FL, Dallas
Jerry Miller, WR, Fort Worth

1970

John Ruthstrom, C, Houston
Hodges Mitchell, S, Dallas

1971

Ronnie Peoples, TE, Odessa
Lyle Blackwood, DB, San Antonio

1972

Charlie Davis, DT, Woodham
Lyle Blackwood, DB, San Antonio
Guy Morris, OG, Arlington
Mike Luttrell, HB, Fort Worth
Dede Terveen, LB, Donna
Greg Anderson, P, Waco

1973

Mike Luttrell, HB, Fort Worth
Dede Terveen, LB, Donna
Gene Hernandez, DB, West Columbia
Charlie Davis, DT, Woodham
Allen Hooker, DB, Sherman

1974

Gene Hernandez, DB, West Columbia

1975

Mike Renfro, WR, Fort Worth
Allen Hooker, DB, Sherman

1976

Mike Renfro, WR, Fort Worth
Alan Teichelman, DT, Taylor

1977

Mike Renfro, WR, Fort Worth

1980

Bobby Stewart, WR, Amarillo
Stanley Washington, WR, Dallas

1981

Stanley Washington, WR, Dallas

1983

James Maness, WR, Decatur
Allanda Smith, S, Houston

1984

Kenneth Davis, RB, Temple
James Maness, WR, Decatur
Dan Sharp, TE, Boerne
Sean Thomas, CB, Sacramento, Calif.
Byron Linwood, S, Pittsburg

1985

WC Nix III, C, Sachse

1986

WC Nix III, G/C, Sachse

1987

Chris Becker, P, Taylor
Brian Brazil, OT, Pasadena
Tony Jeffery, HB, Gladewater
Falanda Newton, S, Fort Worth
David Spradlin, DE, Seminole
Ricky Stone, TE, Gilmer

1988

Mitchell Benson, DT, Fort Worth

1989

Roosevelt Collins, DE, Shreveport, La.
Mike Sullivan, OG, New Braunfels

1990

Kelly Blackwell, TE, Richland Hills
Mike Sullivan, OG, New Braunfels
Stephen Shipley, WR, Lindale

1991

Kelly Blackwell, TE, Richland Hills
Roosevelt Collins, DE, Shreveport, La.
John Marsh, OG, Santa Fe

1992

Tony Rand, CB, Aldine
Greg Evans, SS, Daingerfield

1993

Royal West, DT, Winona

1994

Brian Collins, TE, Texarkana
Andre Davis, TB, Longview
Max Knake, QB, McKinney
Barret Robbins, C, Houston
Royal West, DT, Winona

1995

Chris Piland, DE, Grapevine
Michael Reeder, PK, Sulphur, La.
Ryan Tucker, C, Midland
John Washington, WR, Longview

ALL-CONFERENCE SELECTIONS

WESTERN ATHLETIC CONFERENCE

1996

First-Team:

Ryan Tucker, C, Midland

Second-Team:

Matt Harper, DL, Broken Arrow, Okla.

1997

First-Team:

Chance McCarty, DE, Fort Worth

Scott Taft, LB, Grapevine

Second-Team:

Mark Cortez, OL, George West

Matt Harper, DL, Broken Arrow, Okla.

Royce Huffman, P, Sugar Land

Michael Reeder, PK, Sulphur, La.

1998

First-Team:

Joe Phipps, LB, Diboll

Chris Kaylakie, PK, Austin

Second-Team:

Reggie Hunt, S, Denison

Mike Keathley, OT, Glen Rose

Basil Mitchell, TB, Mt. Pleasant

Russ Sanders, G, Heidelberg, Miss.

Aaron Schobel, DE, Columbus

LaDainian Tomlinson, TB, Waco

1999

Offensive Player of the Year:

LaDainian Tomlinson

First-Team:

David Bobo, OT, Odessa

Aaron Schobel, DE, Columbus

LaDainian Tomlinson, TB, Waco (MVP)

Second-Team:

Shannon Brazzell, LB, Lewisville

London Dunlap, DE, Houston

Curtis Fuller, S, Fort Worth

Reggie Hunt, S, Denison

Mike Keathley, OT, Glen Rose

Jeff Millican, OT, Panhandle

Shawn Worthen, DT, San Antonio

2000

Offensive Player of the Year:

LaDainian Tomlinson

Defensive Player of the Year:

Aaron Schobel

First-Team:

David Bobo, OT, Odessa

Shannon Brazzell, LB, Lewisville

Curtis Fuller, S, Fort Worth

Chris Kaylakie, PK, Austin

Mike Keathley, OT, Glen Rose

Jeff Millican, OG, Panhandle

Aaron Schobel, DE, Columbus

LaDainian Tomlinson, TB, Waco

Greg Walls, CB, Picayune, Miss.

Shawn Worthen, DT, San Antonio

Second-Team:

LaTarence Dunbar, KR/PR, Dallas

Russell Gary, S, LaMarque

Honorable Mention:

Chad Bayer, LB, Smithville

Casey Printers, QB, DeSoto

CONFERENCE USA

2001

First-Team:

Victor Payne, OG, Jasper

Second-Team:

Jason Goss, CB, Fort Worth

LaMarcus McDonald, LB, Waco

Chad Pugh, DT, Saginaw

2002

Coach of the Year:

Gary Patterson

Defensive Player of the Year:

Lamarcus McDonald

Freshman of the Year:

Lonta Hobbs

First-Team:

Nick Browne, PK, Garland

Jason Goss, CB, Fort Worth

LaMarcus McDonald, LB, Waco

Jamal Powell, OT, Channelview

Bo Schobel, DE, Columbus

Second-Team:

LaTarence Dunbar, WR/KR, Dallas

Kenneth Hilliard, S, Dallas

Chad Pugh, DT, Saginaw

John Turntine, DT, Everman

2003

Special Teams Player of the Year:

Nick Browne

First-Team:

Anthony Alabi, OT, San Antonio

Nick Browne, PK, Garland

Chad Pugh, DT, Saginaw

Bo Schobel, DE, Columbus

Second-Team:

Reggie Harrell, WR, Arlington

Chase Johnson, C, Shawnee Mission, Kan.

Robert Merrill, TB, San Antonio

Mark Walker, CB, Duncanville

Third-Team:

Marvin Godbolt, S, San Antonio

Robert Pollard, DE, Beaumont

Cory Rodgers, PR, Houston

2004

First-Team:

Anthony Alabi, OT, San Antonio

Marvin Godbolt, S, San Antonio

Cody McCarty, TE, Bishop

Second-Team:

Martin Patterson, LB DeSoto

Third-Team:

Reggie Harrell, WR, Arlington

Chase Johnson, C, Shawnee Mission, Kan.

Cory Rodgers, WR/KR, Houston

Mark Walker, CB, Duncanville

MOUNTAIN WEST CONFERENCE

2005

Coach of the Year:

Gary Patterson

Freshman of the Year:

Aaron Brown

First-Team:

Tommy Blake, DE, Aransas Pass

Quincy Butler, CB, San Antonio

Chase Ortiz, DE, League City

Cory Rodgers, PR/KR, Houston

Herb Taylor, OT, Houston

Michael Toudouze, OT, San Antonio

Second-Team:

Drew Coleman, CB, Henderson

Stephen Culp, C, Tyler

Chris Manfredini, PK, Colleyville

Jeremy Modkins, S, Marlin

Jason Phillips, LB, Waller

Ranorris Ray, DT, San Antonio

Honorable Mention:

Jeff Ballard, QB, Friendswood

Aaron Brown, TB, Katy

Robert Henson, LB, Longview

Robert Merrill, TB, San Antonio

Cory Rodgers, WR, Houston

Marvin White, S, Port Barre, La.

2006

First-Team:

Tommy Blake, DE, Aransas Pass

Brian Bonner, KR, Beeville

Chase Ortiz, DE, League City

Jason Phillips, LB, Waller

Herb Taylor, OT, Houston

Marvin White, S, Port Barre, La.

Second-Team:

Jeff Ballard, QB, Friendswood

Brian Bonner, S, Beeville

Aaron Brown, TB, Katy

Matty Lindner, OG, Comfort

Honorable Mention:

Robert Henson, LB, Longview

Lonta Hobbs, TB, Clarksville

Chris Manfredini, PK, Colleyville

Blake Schlueter, C, Ganado

2007

First-Team:

Brian Bonner, RS, Beeville

Chase Ortiz, DE, League City

Second-Team:

Stephen Hodge, S, Tatum

Jason Phillips, LB, Waller

David Roach, S, Abilene

Blake Schlueter, C, Ganado

Honorable Mention:

Robert Henson, LB, Longview

Chris Manfredini, PK, Colleyville

Marshall Newhouse, OT, Dallas

Rafael Priest, CB, Dallas

Derek Wash, P, Arlington

2008

Defensive Player of the Year:

Jerry Hughes

First-Team:

Robert Henson, LB, Longview

Stephen Hodge, S, Tatum

Jerry Hughes, DE, Sugar Land

Jeremy Kerley, RS, Hutto

Jason Phillips, LB, Waller

Blake Schlueter, C, Ganado

Second-Team:

Steven Coleman, S, Dallas

Cody Moore, NT, Comfort

Marshall Newhouse, OT, Dallas

Matt Panfil, DE, Fort Worth

Rafael Priest, CB, Dallas

Honorable Mention:

Aaron Brown, RS, Katy

Marcus Cannon, OT, Odessa

Andy Dalton, QB, Katy

Anson Kelton, P, Fort Worth

Nick Sanders, CB, Kilgore

James Vess, DT, Fort Worth

Jimmy Young, WR, Monroe, La.

2009

Coach of the Year:

Gary Patterson

Offensive Player of the Year:

Andy Dalton

Defensive Player of the Year:

Jerry Hughes

Special Teams Player of the Year:

Jeremy Kerley

First-Team:

Marcus Cannon, OT, Odessa

Andy Dalton, QB, Katy

Ross Evans, PK, Burnet

Jerry Hughes, DE, Sugar Land

Jeremy Kerley, PR, Hutto

Marshall Newhouse, OT, Dallas

Rafael Priest, CB, Dallas

Nick Sanders, CB, Kilgore

Daryl Washington, LB, Irving

Second-Team:

Tank Carder, LB, Sweeny

Wayne Daniels, DE, Kilgore

Cory Grant, DT, Houston

Tejay Johnson, S, Garland

Jake Kirkpatrick, C, Tyler

Joseph Turner, TB, Austin

Honorable Mention:

Evan Frosch, TE, Midland

Antoine Hicks, WR, Arlington

Jeremy Kerley, WR, Hutto

Ed Wesley, TB, Irving

Jimmy Young, WR, Monroe, La.

2010

Offensive Player of the Year:

Andy Dalton

Defensive Player of the Year:

Tank Carder

Special Teams Player of the Year:

Jeremy Kerley

First-Team:

Tanner Brock, LB, Copperas Cove

Marcus Cannon, OL, Odessa

Tank Carder, LB, Sweeny

Andy Dalton, QB, Katy

Wayne Daniels, DL, Kilgore

Tejay Johnson, DB, Garland

Jeremy Kerley, PR/KR, Hutto

Jake Kirkpatrick, OL, Tyler

Ed Wesley, RB, Irving

Second Team:

Cory Grant, DL, Houston

Colin Jones, DB, Bridgeport

Jeremy Kerley, WR, Hutto

Stanly Maponga, DL, Carrollton

Jason Teague, DB, Carthage

Honorable Mention:

Evan Frosch, TE, Midland

D.J. Yendrey, DL, Edna

Jimmy Young, WR, Monroe, La.

2011

Defensive Player of the Year:

Tank Carder

Special Teams Player of the Year:

Greg McCoy

First-Team:

Josh Boyce, WR, Copperas Cove

Tank Carder, LB, Sweeny

Kyle Dooley, OG, Papillion, Neb.

Blaize Foltz, OG, Rose Hill, Kan.

Stanly Maponga, DE, Carrollton

Greg McCoy, KR, Dallas

Second-Team:

Kenny Cain, LB, Metairie, La.

Tekerrein Cuba, S

ALL-CONFERENCE SELECTIONS

BIG 12 CONFERENCE

2012

Defensive Freshman of the Year:

Devonte Fields

First-Team:

Devonte Fields, DE, Fort Worth

Stansly Maponga, DE, Carrollton

Jason Verrett, CB, Fairfield, Calif.

Second-Team:

Kenny Cain, LB, Metairie, La.

Sam Carter, S, New Orleans, La.

Blaize Foltz, OG, Rose Hill, Kan.

Chucky Hunter, DD, West Monroe, La.

Honorable Mention:

Josh Boyce, WR, Copperas Cove

B.J. Catalan, TB, Houston

Skye Dawson, PR/KR, Mesquite

Tayo Fabuluje, OT, Euless

James Fry, C, Spring Branch

Joel Hasley, LB, Aledo

Jaden Oberkrom, PK, Arlington

Elisha Olabode, S, Cedar Hill

Ethan Perry, P, Spring Branch

Eric Tausch, OG, Plano

Matthew Tucker, TB, Tyler

2013

Co-Defensive Player of the Year:

Jason Verrett

First-Team:

Jason Verrett, CB, Fairfield, Calif.

Second-Team:

Sam Carter, S, New Orleans, La.

Chucky Hunter, DT, West Monroe, La.

Honorable Mention:

B.J. Catalan, KR, Houston

Jaden Oberkrom, PK, Arlington

Kevin White, CB, Round Rock

2014

Chuck Neinas Coach of the Year:

Gary Patterson

Offensive Player of the Year:

Trevone Boykin

Defensive Player of the Year:

Paul Dawson

First-Team:

Trevone Boykin, QB, Dallas

Paul Dawson, LB, Dallas

Chris Hackett, S, Tyler

Jaden Oberkrom, PK, Arlington

Second-Team:

Sam Carter, S, New Orleans

Josh Doctson, WR, Mansfield

Aaron Green, TB, San Antonio

Joey Hunt, C, El Campo

Chucky Hunter, DT, West Monroe, La.

Halapoulivaati Vaitai, OT, Haltom

Kevin White, CB, Round Rock

Honorable Mention:

B.J. Catalan, KR, Houston

Cameron Echols-Luper, PR, Auburn, Ala.

Tayo Fabuluje, OT, Euless

Derrick Kindred, S, San Antonio

Davion Pierson, DT, Oklahoma City, Okla.

2015

First-Team:

Josh Carraway, DE, Flower Mound

Josh Doctson, WR, Mansfield

Joey Hunt, C, El Campo

Derrick Kindred, S, San Antonio

Davion Pierson, DT, Oklahoma City, Okla.

Second-Team:

Trevone Boykin, QB, Dallas

Jaden Oberkrom, K, Arlington

Halapoulivaati Vaitai, OT, Haltom

Honorable Mention:

Aaron Green, TB, San Antonio

Travin Howard, LB, Longview

Denzel Johnson, S, Gainesville

Ty Summers, LB, San Antonio

Mike Tuaua, DE, Rohnert Park, Calif.

KaVontae Turpin, RS, Monroe, La.

2016

First-Team:

Josh Carraway, DE, Flower Mound

Travin Howard, LB, Longview

Second-Team:

Aaron Curry, DT, Keller

Denzel Johnson, S, Gainesville

Nick Orr, S, DeSoto

Austin Schlottmann, C, Brenham

Ty Summers, LB, San Antonio

Honorable Mention:

Kyle Hicks, RB, Arlington

Adam Nunez, P, Houston

Ranthonny Texada, CB, Frisco

KaVontae Turpin, RS, Monroe, La.

2017

Defensive Newcomer of the Year:

Ben Banogu

Co-Offensive Freshman of the Year:

Jalen Reagor

Co-Defensive Freshman of the Year:

Ross Blacklock

First-Team:

Ben Banogu, DE, McKinney

Mat Boesen, DE, Torrance, Calif.

Travin Howard, LB, Longview

Nick Orr, S, DeSoto

Ranthonny Texada, CB, Frisco

KaVontae Turpin, KR/PR, Monroe, La.

Second-Team:

Matt Pryor, OG, Long Beach, Calif.

Honorable Mention:

Darius Anderson, RB, Richmond

Jeff Gladney, CB, New Boston

Cole Hunt, TE, El Campo

Joseph Noteboom, OT, Plano

Austin Schlottmann, OG, Brenham

Ty Summers, LB, San Antonio

2018

First-Team:

Ben Banogu, DE, McKinney

L.J. Collier, DE, Munday

Second-Team:

Jeff Gladney, CB, New Boston

Ridwan Issahaku, S, Norcross, Ga.

Lucas Niang, OT, New Canaan, Conn.

Jalen Reagor, WR, Waxahachie

Honorable Mention:

Corey Bethley, DT, Katy

Ty Summers, LB, San Antonio

2019

Defensive Freshman of the Year:

Ar'Darius Washington, S, Shreveport, La.

First-Team:

Ross Blacklock, DT, Missouri City

Jeff Gladney, CB, New Boston

Trevon Moehrig, S, Spring Branch

Jonathan Song, PK, Fort Worth

Garret Wallow, LB, New Orleans, La.

Second-Team:

Jalen Reagor, WR, Waxahachie

Pro Wells, TE, St. Petersburg, Fla.

Honorable Mention:

Darius Anderson, RB, Richmond

Taye Barber, WR, Cypress

Corey Bethley, DT, Katy

Cordel Iwuagwu, OG, Houston

2020

Co-Defensive Freshman of the Year:

Khari Coleman, DE, New Orleans, La.

First-Team:

Tre'Vius Hodges-Tomlinson, CB, Waco

Trevon Moehrig, S, Spring Branch

Garret Wallow, LB, New Orleans, La.

Second-Team:

Ochaun Mathis, DE, Manor

Jordy Sandy, P, Traralgon, Australia

Honorable Mention:

Steve Avila, OL, Arlington

Taye Barber, WR, Cypress

Khari Coleman, DE, New Orleans, La.

Terrell Cooper, DT, Lindale

Derius Davis, KR/PR, Saint Francisville, La.

Quentin Johnston, WR, Temple

T.J. Stormont, OT, Statesville, N.C.

La'Kendrick Van Zandt, S, Henderson

Ar'Darius Washington, S, Shreveport, La.

2021

First-Team:

Quentin Johnston, WR, Temple

Tre'Vius Hodges-Tomlinson, CB, Waco

Second-Team:

Steve Avila, OL, Arlington

Derius Davis, KR/PR, Saint Francisville, La.

Ochaun Mathis, DE, Manor

Honorable Mention:

Taye Barber, WR, Cypress

Dylan Horton, DL, Frisco

2022

Offensive Player of the Year:

Max Duggan

Special Teams Player of the Year:

Derius Davis

Defensive Newcomer of the Year:

Johnny Hodges

Coach of the Year:

Sonny Dykes

First-Team:

Alan Ali, OL, Fort Worth

Steve Avila, OL, Arlington

Derius Davis, KR/PR, Saint Francisville, La.

Max Duggan, QB, Council Bluffs, Iowa

Tre'Vius Hodges-Tomlinson, CB, Waco

Quentin Johnston, WR, Temple

Griffin Kell, PK, Arlington

Kendre Miller, RB, Mount Enterprise

Josh Netwon, CB, Monroe, La

Dee Winters, LB, Brenham

Second-Team:

Johnny Hodges, LB, Darnestown, Md.

Honorable Mention:

Taye Barber, WR, Cypress

Millard Bradford, DB, Helotes

Bud Clark, DB, Alexandria, La.

Andrew Coker, OL, Katy

Brandon Coleman, OL, Denton

Derius Davis, WR, Saint Francisville, La.

2023

First-Team:

Jared Wiley, TE, Temple

Second-Team:

Brandon Coleman, OL, Denton

Josh Newton, DB, Monroe, La.

Honorable Mention:

Emani Bailey, RB, Denton

Shad Banks Jr., LB, Houston

Millard Bradford, DB, Helotes

Andrew Coker, OL, Katy

Caleb Fox, DL, The Woodlands

Jamoi Hodge, LB, Winston-Salem, N.C.

Griffin Kell, PK, Arlington

Namdi Obiazor, LB, Eden Prairie, Minn.

Willis Patrick, OL, Grand Prairie

Mark Perry, DB, Rancho Cucamonga, Calif.

JP Richardson, WR, Missouri City

Jaylon Robinson, WR, Fort Worth

Jordy Sandy, P, Traralgon, Australia

Damonic Williams, DL, Torrance, Calif.

Savion Williams, WR, Marshall

2024

Second-Team:

Jack Bech, WR, Lafayette, La.

Bud Clark, S, Alexandria, La.

Honorable Mention:

James Brockmeyer, OL, Fort Worth

Abe Camara, S, Alpharetta, Ga.

Devean Deal, LB, El Paso

Bless Harris, OL, New Orleans, La.

Johnny Hodges, LB, Darnestown, Md.

Josh Hoover, QB, Heath

NaNa Osafa-Mensah, DL, Fort Worth

JP Richardson, WR, Missouri City

Savion Williams, WR, Marshall

BLUE-GREY GAME

| | |
|------|------------------------|
| 1940 | Bobby Sherrod, G |
| 1942 | Bruce Alford, E |
| 1942 | Derrell Palmer, T |
| 1946 | Fred Taylor, E |
| 1948 | George Brown, G |
| 1949 | Jack Archer, B |
| 1949 | Roger McAulley, T |
| 1950 | Max Eubanks, C |
| 1960 | Harry Moreland, HB |
| 1961 | Don Jackson, T |
| 1963 | Marvin Chipman, HB |
| 1964 | Larry Bulaich, HB |
| 1964 | Jim Fauver, HB |
| 1966 | Doyle Johnson, E |
| 1966 | John Richards, HB |
| 1966 | Porter Williams, G |
| 1969 | Linzey Cole, E |
| 1971 | Bobby Davis, FB |
| 1971 | Steve Judy, QB |
| 1972 | Billy Sadler, HB |
| 1972 | Guy Morriss, G |
| 1977 | James Wright, TE |
| 1980 | Stan Talley, P/TE |
| 1982 | Stanley Washington, WR |
| 1982 | Joe Hines, LB |
| 1983 | Allanda Smith, S |
| 1986 | W.C. Nix III, G/C |
| 1987 | David Spradlin, DE |
| 1987 | Clint Hailey, C |
| 1989 | Robert McWright, DB |
| 1989 | Fred Washington, DT |
| 1990 | Larry Brown, DB (MVP) |
| 1990 | Cedric Jackson, RB |
| 1991 | Roosevelt Collins, DE |
| 1992 | Tunji Bolden, LB |
| 1993 | John Oglesby, FB |
| 1997 | Chance McCarty, DE |
| 1997 | Mike Brown, TE |

CASINO DEL SOL GAME

| | |
|------|------------------|
| 2011 | Alex Ibiloye, S |
| 2011 | Jason Teague, CB |
| 2011 | Jimmy Young, WR |
| 2012 | Anson Kelton, P |
| 2013 | Kenny Cain, LB |

COACHES ALL-AMERICA BOWL

| | |
|------|------------------------|
| 1960 | Merlin Priddy, HB |
| 1960 | Marvin Lasater, HB |
| 1961 | Bob Lilly, T |
| 1962 | Ray Pinion, G |
| 1964 | Tommy Joe Crutcher, FB |
| 1964 | Robert Mangum, G |
| 1973 | Guy Morriss, C |
| 1974 | Berl Simmons, K |
| 1974 | Charlie Davis, DT |
| 1976 | Ronald Parker, TE |

COLLEGE ALL-STAR

| | |
|------|--------------------|
| 1933 | Ben Boswell, T |
| 1936 | Jimmy Lawrence, HB |
| 1936 | Darrell Lester, C |
| 1936 | Tillie Manton, RB |
| 1937 | Sammy Baugh, QB |
| 1938 | Davey O'Brien, QB |

| | |
|------|--------------------|
| 1938 | I.B. Hale, T |
| 1938 | Ki Aldrich, C |
| 1942 | Bill Crawford, G |
| 1945 | Clyde Flowers, T |
| 1945 | Merle Gibson, E |
| 1946 | Derrell Palmer, T |
| 1946 | Bobby Sherrod, G |
| 1948 | Weldon Edwards, T |
| 1954 | Morgan Williams, T |
| 1956 | Hugh Pitts, C |
| 1958 | Jim Shofner, HB |
| 1961 | Bob Lilly, T |
| 1963 | Sonny Gibbs, QB |
| 1964 | Tommy Crutcher, FB |
| 1973 | Guy Morriss, C |

EAST-WEST SHRINE

| | |
|------|--------------------------|
| 1927 | Rags Matthews, E (MVP) |
| 1930 | Mike Brumbelow, G |
| 1930 | Noble Atkins, C |
| 1944 | Clyde Flowers, T |
| 1949 | Don Narrell, T |
| 1949 | Lindy Berry, QB |
| 1952 | Robert Blair, E |
| 1954 | Morgan Williams, T |
| 1955 | Ron Clinkscale, B |
| 1957 | Jim Shofner, RB |
| 1960 | Ramon Armstrong, G |
| 1960 | Don Floyd, T |
| 1960 | Jack Spikes, FB |
| 1960 | Arvie Martin, G |
| 1960 | Bob Lilly, T |
| 1961 | Ray Pinion, G |
| 1961 | Robert Plummer, T |
| 1961 | Buddy Iles, E (MVP) |
| 1962 | Sonny Gibbs, QB |
| 1963 | Tommy Crutcher, FB |
| 1963 | Robert Mangum, G |
| 1965 | Steve Garmon, G |
| 1965 | Ken Henson, C |
| 1966 | Frank Horak, DB |
| 1968 | Ross Montgomery, HB |
| 1971 | Bob Creech, DE |
| 1980 | Chris Judge, S |
| 1985 | Sean Thomas, DB |
| 1989 | Falanda Newton, DB |
| 1992 | Kelly Blackwell, TE |
| 1996 | Andre Davis, RB |
| 1998 | Chance McCarty, DE |
| 1998 | Matt Harper, DE |
| 2000 | Patrick Batteaux, WR |
| 2000 | Dennis Franchione, coach |
| 2001 | Aaron Schobel, DE |
| 2001 | Shawn Worthen, DT |
| 2001 | Cedric James, WR |
| 2002 | Charlie Owens, S |
| 2002 | Matt Schobel, TE |
| 2004 | Bo Schobel, DE |
| 2006 | Quincy Butler, CB |
| 2006 | Michael Toudouze, OT |
| 2007 | Herb Taylor, OT |
| 2007 | Marvin White, S |
| 2008 | Tommy Blake, DE |
| 2008 | Chase Ortiz, DE |
| 2008 | David Roach, S |
| 2009 | Aaron Brown, RB |
| 2009 | Jason Phillips, LB |



| | |
|------|-------------------------------|
| 2010 | Marshall Newhouse, OT |
| 2012 | Tank Carder, LB |
| 2013 | Blaize Foltz, OG |
| 2015 | Sam Carter, S |
| 2015 | Tayo Fabuluje, OT |
| 2015 | Chucky Hunter, DT |
| 2020 | Cordel Iwuagwu, OG |
| 2022 | Obinna Eze, OT |
| 2023 | Tre'Vius Hodges-Tomlinson, CB |
| 2024 | Andrew Coker, OL |
| 2024 | Willis Patrick, OL |
| 2024 | Mark Perry, DB |
| 2025 | Brent Matisck, LS |

GRIDIRON CLASSIC

| | |
|------|-------------------|
| 2000 | David Bobo, OT |
| 2000 | Jeff Garner, C |
| 2001 | Victor Payne, OG |
| 2002 | Adrian Madise, WR |

HULA BOWL

| | |
|------|------------------------|
| 1954 | Morgan Williams, T |
| 1956 | Hugh Pitts, C |
| 1957 | Jim Swink, HB |
| 1957 | Norman Hamilton, T |
| 1960 | Jack Spikes, FB |
| 1961 | Bob Lilly, T |
| 1961 | Arvie Martin, C |
| 1962 | Buddy Iles, E |
| 1962 | Bobby Plummer, T |
| 1963 | Sonny Gibbs, QB |
| 1964 | Tommy Joe Crutcher, FB |
| 1965 | Ken Henson, C |
| 1967 | John Richards, DB |
| 1968 | F.A. Gresham, C |
| 1969 | Ross Montgomery, HB |
| 1982 | Stanley Washington, WR |
| 1984 | James Maness, WR |
| 1986 | W.C. Nix III, C/G |
| 1989 | Falanda Newton, S |
| 1992 | Kelly Blackwell, TE |
| 1994 | Royal West, DT |
| 1994 | Jimmy Oliver, WR |
| 1995 | Andre Davis, RB |
| 1997 | Mike Brown, TE |
| 1997 | Michael Reeder, K |
| 1999 | Reggie Hunt, S |
| 2000 | Curtis Fuller, S |
| 2004 | Nick Browne, K |
| 2004 | Gary Patterson, coach |
| 2005 | Martin Patterson, LB |
| 2007 | Jeff Ballard, QB |
| 2008 | David Roach, S |
| 2020 | Anthony McKinney, OT |
| 2022 | Antonio Ortiz, SN |
| 2025 | Drake Dabney, TE |

JAPAN BOWL

| | |
|------|-------------------|
| 1982 | Steve Stamp, QB |
| 1983 | Greg Townsend, DT |

MEDAL OF HONOR BOWL

| | |
|------|-------------------|
| 2013 | Casey Pachall, QB |
|------|-------------------|

NFLPA GAME

| | |
|------|---------------------|
| 2011 | Wayne Daniels, DE |
| 2012 | Johnny Fobbs, S |
| 2013 | Jeremy Coleman, DT |
| 2016 | Trevone Boykin, QB |
| 2018 | Kenny Hill, QB |
| 2018 | Patrick Morris, OG |
| 2018 | Matt Pryor, OT |
| 2020 | Sewo Olonilua, RB |
| 2022 | Antonio Ortiz, SN |
| 2023 | Emari Dermecado, RB |

OPTIMIST ALL-AMERICA BOWL

| | |
|------|------------------|
| 1962 | Lloyd Mynatt, LB |
|------|------------------|

PARADISE BOWL

| | |
|------|---------------------|
| 2002 | Jason Goss, CB |
| 2002 | Kenneth Hilliard, S |
| 2002 | Jamal Powell, OL |

SENIOR BOWL

| | |
|------|------------------------|
| 1957 | Charles Curtis, QB |
| 1957 | Joe Williams, C |
| 1958 | John Groom, G |
| 1960 | Don Floyd, T |
| 1966 | Frank Horak, DB |
| 1969 | Ross Montgomery, HB |
| 1973 | Guy Morriss, C |
| 1977 | Mike Renfro, E |
| 1983 | Kyle Clifton, LB |
| 1984 | James Maness, WR |
| 1984 | Sean Thomas, DB |
| 1985 | Kenneth Davis, RB |
| 1988 | Chris Becker, P |
| 1988 | Mitchell Benson, DT |
| 1989 | Fred Washington, DT |
| 1992 | Roosevelt Collins, DE |
| 1994 | Barret Robbins, C |
| 1995 | Andre Davis, RB |
| 2000 | L. Tomlinson, RB (MVP) |
| 2000 | Mike Keathley, OT |
| 2002 | LaMarcus McDonald, LB |
| 2010 | Jerry Hughes, DE |
| 2010 | Daryl Washington, LB |
| 2011 | Andy Dalton, QB |
| 2011 | Jeremy Kerley, WR |
| 2011 | Jake Kirkpatrick, C |
| 2015 | Tayo Fabuluje, OT |
| 2015 | Kevin White, CB |
| 2016 | Aaron Green, RB |
| 2017 | Josh Carraway, LB |
| 2018 | Joesph Noteboom, OT |
| 2019 | Ben Banogu, DE |
| 2019 | L.J. Collier, DE |
| 2020 | Darius Anderson, RB |
| 2020 | Jeff Gladney, CB |
| 2021 | Garret Wallow, LB |
| 2023 | Steve Avila, OL |
| 2023 | Derius Davis, WR |
| 2023 | Max Duggan, QB |
| 2023 | Dee Winters, LB |
| 2023 | Dylan Horton, DL |
| 2024 | Brandon Coleman, OL |
| 2024 | Josh Newton, DB |
| 2024 | Jared Wiley, TE |
| 2025 | Jack Bech, WR |
| 2025 | Savion Williams, WR |

TEXAS VS. THE NATION

| | |
|------|--------------------|
| 2007 | Eric Buchanan, S |
| 2008 | Brian Bonner, S |
| 2009 | Stephen Hodge, S |
| 2009 | Blake Schlueter, C |
| 2010 | Clint Gresham, SN |
| 2011 | Wayne Daniels, DE |
| 2013 | Skye Dawson, WR |
| 2013 | Matthew Tucker, TB |

TROPICAL BOWL

| | |
|------|------------------------|
| 2018 | Taj Williams, WR |
| 2019 | Jaelan Austin, WR |
| 2025 | JaTravis Broughton, CB |
| 2025 | Bless Harris, OT |
| 2025 | Johnny Hodges, LB |
| 2025 | NaNa Osafa-Mensah, DL |



FROGS IN THE DRAFT

TCU has seen a total of 217 players drafted into the NFL since 1936. Jimmy Lawrence was the first-ever draft pick, going No. 5 overall to the Chicago Cardinals. Additionally, the Horned Frogs had nine players drafted by the AFL.

| | | | | | |
|-------------------|----|---------------------|----|-----|--|
| 1936 | | | | | |
| Jimmy Lawrence | WB | Chicago Cardinals | 1 | 5 | |
| Wilson Groseclose | T | Boston Redskins | 5 | 38 | |
| Darrell Lester | C | Green Bay Packers | 5 | 43 | |
| 1937 | | | | | |
| Sammy Baugh | QB | Washington Redskins | 1 | 6 | |
| Drew Ellis | T | Philadelphia Eagles | 3 | 21 | |
| Walter Roach | E | Pittsburgh Pirates | 6 | 55 | |
| Marv Baldwin | T | Green Bay Packers | 7 | 69 | |
| Solon Holt | G | Cleveland Rams | 10 | 100 | |
| 1939 | | | | | |
| Ki Aldrich | C | Chicago Cardinals | 1 | 1 | |
| Davey O'Brien | QB | Philadelphia Eagles | 1 | 4 | |
| L.B. Hale | T | Washington Redskins | 1 | 8 | |
| Forrest Kline | GB | Brooklyn Dodgers | 9 | 75 | |
| Johnny Hall | WB | Green Bay Packers | 9 | 79 | |
| Allie White | G | Philadelphia Eagles | 13 | 114 | |
| 1940 | | | | | |
| Don Looney | E | Philadelphia Eagles | 8 | 63 | |
| Earl Clark | B | New York Giants | 10 | 90 | |
| Durward Horner | E | Philadelphia Eagles | 12 | 103 | |
| 1941 | | | | | |
| Jack Odle | QB | Chicago Bears | 20 | 188 | |
| 1942 | | | | | |
| Bill Roach | E | Pittsburgh Steelers | 12 | 101 | |
| Woody Adams | DT | Green Bay Packers | 22 | 199 | |
| 1943 | | | | | |
| Derrell Palmer | DT | Chicago Bears | 6 | 49 | |
| Bruce Alford | E | Philadelphia Eagles | 8 | 62 | |
| 1944 | | | | | |
| Clyde Flowers | T | New York Giants | 3 | 21 | |
| Van Hall | B | Card-Pitt | 14 | 132 | |
| John Bond | B | Boston Yanks | 15 | 153 | |
| 1945 | | | | | |
| Zeke Chronister | E | Chicago Cardinals | 5 | 35 | |
| Merle Gibson | E | Chicago Bears | 15 | 149 | |
| 1946 | | | | | |
| Pete Stout | FB | New York Giants | 5 | 35 | |
| 1947 | | | | | |
| Weldon Edwards | T | Washington Redskins | 14 | 119 | |
| Fred Taylor | E | Pittsburgh Steelers | 22 | 198 | |
| John Polzin | G | Boston Yanks | 25 | 227 | |
| Dave Bloxom | B | Boston Yanks | 26 | 237 | |
| 1948 | | | | | |
| Norm Cox | QB | Chicago Bears | 31 | 291 | |
| 1949 | | | | | |
| Doug Brightwell | C | Pittsburgh Steelers | 6 | 56 | |
| George Brown | G | Pittsburgh Steelers | 8 | 76 | |
| Leon Joslin | B | Chicago Cardinals | 21 | 210 | |
| 1950 | | | | | |
| Morris Bailey | E | San Francisco 49ers | 4 | 49 | |
| Don Narrell | T | New York Yanks | 7 | 81 | |
| Lindy Berry | B | San Francisco 49ers | 7 | 89 | |
| Jack Archer | B | New York Yanks | 8 | 94 | |
| Roger McAuley | G | New York Yanks | 11 | 133 | |
| Hal Kilman | T | Los Angeles Rams | 27 | 350 | |
| 1951 | | | | | |
| Clarence Marable | T | Washington Redskins | 21 | 246 | |
| 1952 | | | | | |
| Keith Flowers | C | Detroit Lions | 11 | 130 | |
| Doug Conaway | T | Washington Redskins | 14 | 163 | |
| Bobby Jack Floyd | FB | Green Bay Packers | 15 | 172 | |
| Herb Zimmerman | G | Green Bay Packers | 21 | 244 | |
| Gil Bartosh | B | New York Giants | 27 | 314 | |
| 1953 | | | | | |
| Bob Blair | E | Baltimore Colts | 9 | 99 | |
| Carlton McCormack | C | Detroit Lions | 9 | 110 | |
| Charley Wrenn | T | Green Bay Packers | 14 | 164 | |
| John Harville | B | Green Bay Packers | 20 | 236 | |
| Wayne Martin | E | Chicago Bears | 21 | 247 | |
| 1954 | | | | | |
| Hal Lambert | T | Philadelphia Eagles | 6 | 69 | |
| Morgan Williams | G | San Francisco 49ers | 13 | 155 | |
| Ray McKown | B | Philadelphia Eagles | 15 | 177 | |
| Johnny Crouch | E | Philadelphia Eagles | 21 | 249 | |
| 1955 | | | | | |
| Johnny Crouch | E | Green Bay Packers | 8 | 89 | |
| Dick Laswell | T | Baltimore Colts | 16 | 184 | |
| Claude Roach | G | Chicago Bears | 18 | 215 | |
| Dave Finney | B | Philadelphia Eagles | 30 | 357 | |
| 1956 | | | | | |
| Hugh Pitts | LB | Los Angeles Rams | 2 | 23 | |
| Ray Taylor | B | Pittsburgh Steelers | 6 | 63 | |
| Bryan Ingram | E | Pittsburgh Steelers | 24 | 279 | |
| 1957 | | | | | |
| Jim Swink | HB | Chicago Bears | 2 | 25 | |
| Chuck Curtis | QB | New York Giants | 7 | 85 | |
| John Mitchell | C | Los Angeles Rams | 9 | 99 | |
| Ken Wineburg | B | Green Bay Packers | 9 | 100 | |
| John Nikkel | E | Detroit Lions | 9 | 107 | |
| Buddy Dike | B | Philadelphia Eagles | 12 | 134 | |
| Bill Curtis | B | San Francisco 49ers | 28 | 332 | |
| Vern Halbeck | B | San Francisco 49ers | 29 | 344 | |
| 1958 | | | | | |
| Jim Shofner | DB | Cleveland Browns | 1 | 13 | |
| Ken Miller | T | Cleveland Browns | 14 | 168 | |
| Jim Faulk | B | Baltimore Colts | 21 | 250 | |
| John Groom | G | Washington Redskins | 25 | 294 | |
| 1959 | | | | | |
| Justin Rowland | DB | Chicago Bears | 12 | 140 | |
| Joe Robb | DE | Chicago Bears | 14 | 164 | |
| Lonny Leatherman | E | Baltimore Colts | 22 | 264 | |
| 1960 | | | | | |
| Jack Spikes | FB | Pittsburgh Steelers | 1 | 6 | |
| Don Floyd | DE | Baltimore Colts | 2 | 23 | |
| Marv Lasater | B | Baltimore Colts | 5 | 58 | |
| Marshall Harris | G | Pittsburgh Steelers | 9 | 102 | |

| | | | | | |
|---------------------|----|----------------------|----|-----|--|
| Arvie Martin | C | Pittsburgh Steelers | 10 | 115 | |
| Ray Armstrong | DT | Philadelphia Eagles | 20 | 236 | |
| 1961 | | | | | |
| Bob Lilly | DT | Dallas Cowboys | 1 | 13 | |
| Billy Gault | HB | Cleveland Browns | 11 | 153 | |
| 1962 | | | | | |
| Sonny Gibbs | QB | Dallas Cowboys | 2 | 18 | |
| Bobby Plummer | DT | Dallas Cowboys | 3 | 39 | |
| 1963 | | | | | |
| Rudy Mathews | T | Philadelphia Eagles | 18 | 242 | |
| 1964 | | | | | |
| Tommy Crutcher | LB | Green Bay Packers | 3 | 41 | |
| Ken Henson | C | Los Angeles Rams | 5 | 63 | |
| 1965 | | | | | |
| Larry Bulaich | B | Green Bay Packers | 9 | 122 | |
| 1967 | | | | | |
| Bruce Alford | K | Chicago Bears | 5 | 119 | |
| Frank Horak | DB | Los Angeles Rams | 11 | 278 | |
| 1968 | | | | | |
| Mike McCarty | TE | Kansas City Chiefs | 4 | 90 | |
| 1969 | | | | | |
| Ross Montgomery | RB | Chicago Bears | 3 | 66 | |
| Larry Adams | DT | Cleveland Browns | 6 | 145 | |
| Bubba Thornton | WR | Buffalo Bills | 14 | 339 | |
| 1970 | | | | | |
| Norm Bulaich | RB | Baltimore Colts | 1 | 18 | |
| Linzey Cole | WR | Chicago Bears | 9 | 210 | |
| Jim Vanderslice | LB | San Francisco 49ers | 13 | 321 | |
| 1971 | | | | | |
| Busty Underwood | QB | Buffalo Bills | 13 | 316 | |
| Bob Creech | LB | Philadelphia Eagles | 14 | 342 | |
| 1973 | | | | | |
| Guy Morris | C | Philadelphia Eagles | 2 | 28 | |
| Lyle Blackwood | DB | Denver Broncos | 9 | 217 | |
| 1974 | | | | | |
| Berl Simmons | K | Minnesota Vikings | 8 | 207 | |
| Charles Davis | DT | Pittsburgh Steelers | 9 | 229 | |
| Kent Marshall | DB | New Orleans Saints | 14 | 348 | |
| Sid Bond | T | Philadelphia Eagles | 15 | 375 | |
| 1975 | | | | | |
| Merle Wang | T | Cleveland Browns | 7 | 161 | |
| Gene Hernandez | DB | San Francisco 49ers | 11 | 270 | |
| 1976 | | | | | |
| Ronald Parker | TE | Chicago Bears | 16 | 442 | |
| 1978 | | | | | |
| Mike Renfro | WR | Houston Oilers | 4 | 98 | |
| James Wright | TE | Atlanta Falcons | 7 | 179 | |
| 1979 | | | | | |
| Marshall Harris | DE | New York Jets | 8 | 198 | |
| 1980 | | | | | |
| Wes Roberts | DE | Baltimore Colts | 7 | 170 | |
| Chris Judge | DB | Chicago Bears | 11 | 296 | |
| 1982 | | | | | |
| Phil Eggs | WR | Green Bay Packers | 12 | 321 | |
| 1983 | | | | | |
| Greg Townsend | DE | Los Angeles Raiders | 4 | 110 | |
| Darrell Patterson | LB | New York Giants | 6 | 151 | |
| Marcus Gilbert | RB | Washington Redskins | 9 | 251 | |
| 1984 | | | | | |
| Allanda Smith | DB | Minnesota Vikings | 1 | 13 | |
| Kyle Clifton | LB | New York Jets | 3 | 64 | |
| Robert Lyles | LB | Houston Oilers | 5 | 114 | |
| John Thomas | DB | Philadelphia Eagles | 10 | 256 | |
| 1985 | | | | | |
| Sean Thomas | DB | Cincinnati Bengals | 3 | 70 | |
| James Maness | WR | Chicago Bears | 3 | 78 | |
| Dan Sharp | TE | Miami Dolphins | 8 | 223 | |
| 1986 | | | | | |
| Kenneth Davis | RB | Green Bay Packers | 2 | 41 | |
| Gary Spann | LB | Green Bay Packers | 10 | 263 | |
| 1988 | | | | | |
| Tony Jeffery | RB | Phoenix Cardinals | 2 | 38 | |
| David Spradlin | LB | Houston Oilers | 9 | 241 | |
| John Booty | DB | New York Jets | 10 | 257 | |
| 1989 | | | | | |
| Mitchell Benson | NT | Indianapolis Colts | 3 | 72 | |
| Stan Petry | DB | Kansas City Chiefs | 4 | 88 | |
| Chris Becker | P | Phoenix Cardinals | 10 | 261 | |
| Scott Ankrum | WR | Dallas Cowboys | 12 | 308 | |
| 1990 | | | | | |
| Fred Washington | DT | Chicago Bears | 2 | 32 | |
| Robert McWright | DB | New York Jets | 5 | 134 | |
| Darrell Davis | DE | New York Jets | 12 | 306 | |
| 1991 | | | | | |
| Cedric Jackson | RB | Detroit Lions | 8 | 205 | |
| Larry Brown | DB | Dallas Cowboys | 12 | 320 | |
| 1992 | | | | | |
| Roosevelt Collins | LB | Miami Dolphins | 6 | 155 | |
| 1995 | | | | | |
| Barret Robbins | C | Oakland Raiders | 2 | 49 | |
| Jimmy Oliver | WR | San Diego Chargers | 2 | 61 | |
| 1997 | | | | | |
| Ryan Tucker | T | St. Louis Rams | 4 | 112 | |
| 1998 | | | | | |
| Jason Tucker | WR | Cincinnati Bengals | 6 | 167 | |
| Chance McCarty | DE | Tampa Bay Buccaneers | 7 | 212 | |
| 2001 | | | | | |
| LaDainian Tomlinson | RB | San Diego Chargers | 1 | 5 | |
| Aaron Schobel | DE | Buffalo Bills | 2 | 46 | |
| George Layne | RB | Kansas City Chiefs | 4 | 108 | |
| Curtis Fuller | DB | Seattle Seahawks | 4 | 127 | |
| Shawn Worthen | DT | Minnesota Vikings | 4 | 130 | |
| Cedric James | WR | Minnesota Vikings | 4 | 131 | |
| 2002 | | | | | |
| Matt Schobel | TE | Cincinnati Bengals | 3 | 67 | |
| 2003 | | | | | |
| Adrian Madise | WR | Denver Broncos | 5 | 158 | |

| | | | | |
|-------------------------|-----|-----------------------|---|-----|
| LaTarence Dunbar | WR | Atlanta Falcons | 6 | 196 |
| 2004 | | | | |
| Bo Schobel | DE | Tennessee Titans | 4 | 103 |
| 2005 | | | | |
| Anthony Alabi | T | Miami Dolphins | 5 | 162 |
| 2006 | | | | |
| Cory Rodgers | WR | Green Bay Packers | 4 | 104 |
| Michael Toudouze | G | Indianapolis Colts | 5 | 162 |
| Drew Coleman | DB | New York Jets | 6 | 189 |
| 2007 | | | | |
| Marvin White | DB | Cincinnati Bengals | 4 | 114 |
| Herbert Taylor | T | Kansas City Chiefs | 6 | 196 |
| 2009 | | | | |
| Jason Phillips | LB | Baltimore Ravens | 5 | 137 |
| Robert Henson | LB | Washington Redskins | 6 | 186 |
| Aaron Brown | RB | Detroit Lions | 6 | 192 |
| Stephen Hodge | DB | Dallas Cowboys | 6 | 197 |
| Blake Schlueter | C | Denver Broncos | 7 | 225 |
| 2010 | | | | |
| Jerry Hughes | DE | Indianapolis Colts | 1 | 31 |
| Daryl Washington | LB | Arizona Cardinals | 2 | 47 |
| Marshall Newhouse | G | Green Bay Packers | 5 | 169 |
| 2011 | | | | |
| Andy Dalton | QB | Cincinnati Bengals | 2 | 35 |
| Marcus Cannon | T | New England Patriots | 5 | 138 |
| Jeremy Kerley | WR | New York Jets | 5 | 153 |
| Colin James | DB | San Francisco 49ers | 6 | 190 |
| Malcolm Williams | DB | New England Patriots | 7 | 219 |
| 2012 | | | | |
| Tank Carder | LB | Buffalo Bills | 5 | 147 |
| Greg McCoy | DB | Chicago Bears | 7 | 220 |
| 2013 | | | | |
| Josh Boyce | WR | New England Patriots | 4 | 102 |
| Stanley Maponga | DE | Atlanta Falcons | 5 | 153 |
| 2014 | | | | |
| Jason Verrett | DB | San Diego Chargers | 1 | 25 |
| 2015 | | | | |
| Paul Dawson | ILB | Cincinnati Bengals | 3 | 99 |
| Tayo Fabulujje | T | Chicago Bears | 6 | 183 |
| 2016 | | | | |
| Josh Doctson | WR | Washington Redskins | 1 | 22 |
| Derrick Kindred | S | Cleveland Browns | 4 | 129 |
| Halapoulivaati Vaitai | T | Philadelphia Eagles | 5 | 164 |
| Kolby Listenebee | WR | Buffalo Bills | 6 | 192 |
| Joey Hunt | C | Seattle Seahawks | 6 | 215 |
| 2017 | | | | |
| Josh Carraway | OLB | Tennessee Titans | 7 | 227 |
| 2018 | | | | |
| Joseph Noteboom | T | Los Angeles Rams | 3 | 89 |
| Matt Pryor | T | Philadelphia Eagles | 6 | 206 |
| Travin Howard | OLB | Los Angeles Rams | 7 | 231 |
| 2019 | | | | |
| L.J. Collier | DE | Seattle Seahawks | 1 | 29 |
| Ben Banogu | LB | Indianapolis Colts | 2 | 49 |
| Ty Summers | LB | Green Bay Packers | 7 | 226 |
| 2020 | | | | |
| Jalen Reagor | WR | Philadelphia Eagles | 1 | 21 |
| Jeff Gladney | CB | Minnesota Vikings | 1 | 31 |
| Ross Blacklock | DT | Houston Texas | 2 | 40 |
| Lucas Niang | OT | Kansas City Chiefs | 3 | 96 |
| Vernon Scott | S | Green Bay Packers | 7 | 236 |
| 2021 | | | | |
| Trevon Moehrig | S | Las Vegas Raiders | 2 | 43 |
| Garret Wallow | LB | Houston Texans | 5 | 170 |
| 2023 | | | | |
| Quentin Johnston | WR | Los Angeles Chargers | 1 | 21 |
| Steve Avila | OL | Los Angeles Rams | 2 | 36 |
| Kendre Miller | RB | New Orleans Saints | 3 | 71 |
| Dylan Horton | DL | Houston Texans | 4 | 109 |
| Darius Davis | WR | Los Angeles Chargers | 4 | 125 |
| TheViusHodges-Tomlinson | DB | Los Angeles Rams | 6 | 182 |
| Dee Winters | LB | San Francisco 49ers | 6 | 216 |
| Max Duggan | QB | Los Angeles Chargers | 7 | 239 |
| 2024 | | | | |
| Brandon Coleman | OL | Washington Commanders | 3 | 67 |
| Jared Wiley | TE | Kansas City Chiefs | 4 | 131 |
| Josh Newton | CB | Cincinnati Bengals | 5 | 149 |
| 2025 | | | | |
| Jack Bech | WR | Las Vegas Raiders | 2 | 58 |
| Savion Williams | WR | Green Bay Packers | 3 | 87 |


TCU has sent a total of 283 players into professional camps dating back to 1927, when former Horned Frog Rollin Roach joined the Chicago Cardinals. Included among the group are 17 first-round draft picks.

Frogs currently on NFL rosters (August 12, 2025):

Avila, Steve • OL • Los Angeles Rams, 2023-present (2nd Round Draft Pick)
Bailey, Emami • RB • Kansas City Chiefs, 2024; Carolina Panthers 2025-present
Bech, Jack • WR • Las Vegas Raiders, 2025-present (2nd Round Draft Pick)
Bradford, Millard • S • New Orleans Saints, 2024; Chicago Bears, 2025-present
Broughton, Ja'Travis • CB • Carolina Panthers, 2025-present
Coker, Andrew • OT • Las Vegas Raiders, 2024; Cincinnati Bengals, 2025-present
Coleman, Brandon • OT • Washington Commanders, 2024-present
Collier, L.J. • DE • Seattle Seahawks, 2019-22; Arizona Cardinals 2023-present (1st Round Draft Pick)
Dabney, Drake • TE • Tennessee Titans, 2025-present
Dalton, Andy • QB • Cincinnati Bengals, 2011-19; Dallas Cowboys, 2020; Chicago Bears, 2021; New Orleans Saints, 2022; Carolina Panthers, 2023-present
Davis, Derius • WR • Los Angeles Chargers, 2023-present
Demercado, Emari • RB • Arizona Cardinals, 2023-present
Horton, Dylan • DE • Houston Texans, 2023-present
James, Lamareon • CB • Cleveland Browns, 2025-present
Johnston, Quentin • WR • Los Angeles Chargers, 2023-present
Matisck, Brent • LS • Cleveland Browns, 2025-present
McDonald, Cooper • LB • Kansas City Chiefs, 2025-present
Miller, Kendre • RB • New Orleans Saints, 2023-present
Moehrig, Tre'von • S • Las Vegas Raiders, 2021-2024; Carolina Panthers, 2025-present (2nd Round Draft Pick)
Newton, Josh • CB • Cincinnati Bengals, 2024-present
Noteboom, Joseph • OT • Los Angeles Rams, 2018-2024; Baltimore Ravens, 2025-present
Perry, Mark • S • Miami Dolphins, 2024; Chicago Bears, 2025-present
Pryor, Matt • OT • Philadelphia Eagles, 2018-2021, 2025-present; Indianapolis Colts, 2022; San Francisco 49ers, 2023; Chicago Bears, 2024; Philadelphia Eagles 2025-present
Reagor, Jalen • WR • Philadelphia Eagles, 2020-21; Minnesota Vikings, 2022; New England Patriots, 2023-2024 (1st Round Draft Pick); Los Angeles Chargers, 2025-present
Richardson, JP • WR • Chicago Bears, 2025-present
Schlottmann, Austin • C • Denver Broncos, 2018-2021; Minnesota Vikings, 2022-23; New York Giants 2024-present
Turpin, KaVontae • WR • Dallas Cowboys, 2022-present
Wallow, Garret • LB • Houston Texans, 2021-23; Tennessee Titans, 2023-2024; Denver Broncos, 2025-present
Washington, Ar'Darius • S • Baltimore Ravens, 2021-present
Wiley, Jared • TE • Kansas City Chiefs, 2024-present
Williams, Savion • WR • Green Bay Packers, 2025-present
Winters, Dee • LB • San Francisco 49ers, 2023-present

Alabi, Anthony • OL • Miami Dolphins, 2005-07; Tampa Bay Buccaneers, 2009
Aldrich, Ki • C-LB • Chicago Cardinals, 1939-40 (1st round draft pick in '39); Washington Redskins, 1941-42, 1945-47
Alford, Bruce Jr. • K • Washington Redskins, 1967; Buffalo Bills, 1968-69
Alford, Bruce Sr. • E • New York Yankees, 1946-49; New York Yanks, 1950-51
Allen, Anthony • CB • Denver Gold (USFL), 1983-84; Arizona Outlaws (USFL), 1985
Anderson, Darius • RB • Dallas Cowboys, 2020; Indianapolis Colts, 2021; Houston Texans, 2021-22
Anderson, Johnathan • LB • Chicago Bears, 2015-2018; New York Giants, 2019
Ankrom, Scott • WR • Dallas Cowboys, 1989-90
Armstrong, Ramon • OG • Oakland Raiders, 1960
Bailey, Morris • E • Edmonton Eskimos (CFL), 1950
Banogu, Ben • LB • Indianapolis Colts, 2019-22
Bartosh, Gil • HB • British Columbia Lions (CFL), 1955
Batteaux, Patrick • WR • San Diego Chargers, 2000-01
Baugh, Sammy • QB • Washington Redskins, 1937-52 (1st round draft pick in '37)
Benson, Mitchell • DT • Indianapolis Colts, 1989-91
Berry, Lindy • QB • Edmonton Eskimos (CFL), 1950-51
Berry, Ray • CB • Oakland Invaders (USFL), 1983
Blacklock, Ross • DT • Houston Texans, 2020-21; Minnesota Vikings, 2022; Jacksonville Jaguars, 2023; Tennessee Titans, 2023
Blackwell, Kelly • TE • Chicago Bears, 1992; Dallas Cowboys/San Diego Chargers, 1993
Blackwood, Lyle • DB • Cincinnati Bengals, 1973-75; Seattle Seahawks, 1976; Baltimore Colts, 1977-80; Miami Dolphins, 1981-87
Boesen, Mat • DE • Buffalo Bills, 2018
Bonner, Brian • DB • New York Sentinels (UFL), 2007-09; Edmonton Eskimos (CFL), 2011-12
Booty, John • CB • New York Jets, 1989-91; Philadelphia Eagles, 1992; Phoenix Cardinals, 1993-96
Boswell, Ben • T • Portsmouth Spartans, 1933; Boston Redskins, 1934
Boyce, Josh • WR • New England Patriots, 2013-2014
Boykin, Trevone • QB • Seattle Seahawks, 2016

Brazier, Jerome • CB • Saskatchewan Roughriders (CFL), 2006
Brightwell, Doug • C • Saskatchewan Roughriders (CFL), 1949; Edmonton Eskimos (CFL), 1950
Brown, Aaron • RB • Detroit Lions, 2009-2011
Brown, George • G • New York Yankees, 1949; New York Yanks, 1950; British Columbia Lions (CFL), 1954
Brown, Larry • CB • Dallas Cowboys, 1991-95; '98; Oakland Raiders, 1996-97
Bulaich, Norm • RB • Baltimore Colts, 1970-72 (1st-round draft pick in '70); Philadelphia Eagles, 1973-74; Miami Dolphins, 1975-79
Butler, Quincy • CB • Dallas Cowboys, 2006-08; St. Louis Rams, 2008-11; Calgary Stampeders (CFL), 2011-12
Cannon, Marcus • OT • New England Patriots, 2011-2020, 2022; Houston Texans, 2021
Carder, Tank • LB • Cleveland Browns, 2012-17
Carraway, Josh • LB • Los Angeles Rams, 2017-19
Carter, T.J. • LB • Los Angeles Rams, 2022
Casper, Charley • HB • St. Louis Gunners, 1934; Green Bay Packers, 1934; Pittsburgh Pirates, 1935
Christian, Ryan • WR • Toronto Argonauts (CFL), 2010-11
Clifton, Kyle • LB • New York Jets, 1984-96
Clinkscale, Ron • HB • British Columbia Lions (CFL), 1955; Calgary Stampeders, (CFL), 1956-68
Cole, Linzy • WR • Chicago Bears, 1970; Houston Oilers, 1971; Buffalo Bills, 1972; Philadelphia Bell (WFL), 1974
Coleman, Drew • CB • New York Jets, 2006-2011; Jacksonville Jaguars, 2011
Collins, Aviante • OT • Minnesota Vikings, 2017-20; Dallas Cowboys, 2022; Chicago Bears 2023
Collins, Roosevelt • LB • Miami Dolphins, 1992-93
Cox, Norm • HB • Chicago Rockets, 1946-47
Creech, Bob • LB • Philadelphia Eagles, 1971-72; New Orleans Saints, 1973; Houston Texans (WFL), 1974; Shreveport Steamers (WFL), 1974-75
Crutcher, Tommy Joe • LB • Green Bay Packers 1964-67, 1971-72; New York Giants, 1968-69
Curtis, Chuck • QB • Winnipeg Blue Bombers (CFL), 1957
Davis, Charlie • DT • Pittsburgh Steelers, 1974; St. Louis Cardinals, 1975-79; Houston Gamblers (USFL), 1984
Davis, Darrell • LB • New York Jets, 1990; 1993-97; Kansas City Chiefs, 1991-92
Davis, Kenneth • RB • Green Bay Packers (Packers' first pick), 1986-88; Buffalo Bills, 1989-94
Dawson, Paul • LB • Cincinnati Bengals, 2015-16; Seattle Seahawks, 2017
Dawson, Skye • WR • Washington Redskins, 2013-15
Dean, Kevin • LB • San Francisco 49ers, 1987
Diarse, John • WR • Denver Broncos, 2018
Doctson, Josh • WR • Washington Football Team, 2016-19 (1st Round Draft Pick); New York Jets, 2020
Dribbles, Larry • DT • Calgary Stampeders (CFL), 1973
Duggan, Max • QB • Los Angeles Chargers, 2023-2024
Dunbar, James • G • Chicago Bears • 2014-15
Dunbar, LaTarence • WR • Atlanta Falcons, 2003; Cleveland Browns, 2004; Houston Texans, 2005; Montreal Alouettes (CFL), 2006
Edwards, Weldon "Scratch" • Washington Redskins, 1948
Elliott, Bill • G • Edmonton Eskimos (CFL), 1948
Ellis, Drew • T • Philadelphia Eagles, 1938-39
Engram, Bryan • E • Calgary Stampeders (CFL), 1956-57
Enis, Hunter • QB • Dallas Texans, 1960; San Diego Chargers, 1961; Denver Broncos, 1962; Oakland Raiders, 1963
Epps, Phillip • WR • Green Bay Packers, 1982-88; Buffalo Bills, 1989
Evans, Greg • DB • Buffalo Bills, 1994-95; Indianapolis Colts, 1996
Evans, Lon • G • Green Bay Packers, 1933-37
Evans, Norm • OT • Houston Oilers, 1965; Miami Dolphins, 1966-75; Seattle Seahawks, 1976-77
Fabuluje, Tayo • OT • Chicago Bears, 2015
Fauver, Jim • HB • Edmonton Eskimos (CFL), 1965
Fitch, Zarnell • DT • New York Jets, 2006; Baltimore Ravens 2007
Flowers, Keith • C • Dallas Texans, 1952
Floyd, Bobby Jack • HB • Green Bay Packers, 1952; Chicago Bears, 1953
Floyd, Don • DE • Houston Oilers, 1960-67
Fuller, Curtis • S • Seattle Seahawks, 2001-02; Green Bay Packers, 2003; Carolina Panthers, 2004
Gaines, Innis • S • Green Bay Packers, 2021-23
Gault, Billy • DB • Minnesota Vikings, 1961
Gibbs, Donnie • P • New Orleans Saints, 1974
Gibbs, Sonny • QB • Dallas Cowboys, 1963; Detroit Lions, 1964
Gladney, Jeff • CB • Minnesota Vikings, 2020-21 (1st Round Draft Pick)
Godbolt, Marvin • DB • Toronto Argonauts (CFL), 2005-06
Gravelle, Lucas • LS • Miami Dolphins, 2018
Green, Aaron • RB • Los Angeles Rams, 2016
Gresham, Clint • LS • Seattle Seahawks, 2010-2015
Hall, John • HB • Chicago Cardinals, 1940-41, 1943; Detroit Lions, 1942
Hamilton, Norm • T-DE • Montreal Alouettes (CFL), 1957
Handler, Phil • G • Chicago Cardinals, 1930-36
Harris, Marshall • DE • Cleveland Browns, 1980-82; New England



HORNED FROGS™

FROGS IN THE PROS



KENDRE MILLER
RB // New Orleans Saints



TRE TOMLINSON
CB // Los Angeles Rams



TREVON MOEHRIK
S // Las Vegas Raiders

Patriots, 1983; New Jersey Generals (USFL), 1984
Hawthorne, David • LB • Seattle Seahawks, 2008-11; New Orleans Saints, 2012-2015
Headrick, Sherrill • LB • Dallas Texans, 1960-62; Kansas City Chiefs, 1963-67; Cincinnati Bengals, 1968
Henson, Ken • C • Pittsburgh Steelers, 1965
Henson, Robert • LB • Washington Redskins, 2009-2010
Hights, TreVontaet • WR • Carolina Panthers, 2020
Hines, Joe • LB • Washington Federals (USFL), 1984
Hinton, Grassy • QB • Staten Island Stapletons, 1932
Howard, Travin • LB • Los Angeles Rams, 2019-22
Howell, Foster • T • Cincinnati Reds, 1934
Hughes, Jerry • DE • Indianapolis Colts, 2010-2012 (1st Round Draft pick), Buffalo Bills, 2013-2021; Houston Texas, 2022-present
Hunt, Cole • TE • Los Angeles Chargers, 2018-2019; Carolina Panthers, 2019
Hunt, Joey • C • Seattle Seahawks, 2016-19, 2022-23; Indianapolis Colts, 2020-21
Hunt, Reggie • DB • Saskatchewan Rough Riders (CFL), 2002-07; Montreal Alouettes (CFL), 2008-09
Hyder, Gaylon • DT • St. Louis Rams, 1999-2000; Cleveland Browns, 2001
Iwuagwu, Cordel • OG • Houston Texans, 2020; Cleveland Browns, 2020-21
Jackson, Cedric • RB • Detroit Lions, 1991
James, Cedric • WR • Minnesota Vikings, 2001-02; Dallas Cowboys, 2003; New England Patriots, 2004-05
Jeffrey, Tony • RB • Phoenix Cardinals, 1988
Jones, Colin • S • San Francisco 49ers 2011; Carolina Panthers 2012-2019
Jones, Lenoy • LB • Tennessee Oilers, 1996-98; Cleveland Browns, 1999-2001
Kerley, Jeremy • WR • New York Jets 2011-2015, 2017; San Francisco 49ers, 2016; Buffalo Bills, 2018
Kindred, Derrick • S • Cleveland Browns, 2016-18; Indianapolis Colts, 2019; San Francisco 49ers, 2020
Kring, Frank • B • Detroit Lions, 1945
Lawrence, Jimmy • HB • Chicago Cardinals (1st round draft pick), 1936-39; Green Bay Packers, 1939
Layne, George • FB • Atlanta Falcons, 2001-04; San Diego Chargers, 2004; Montreal Alouettes (CFL), 2005
Lester, Darrell • C • Green Bay Packers, 1937-38
Lewis, Wilton (Bill) • HB • Cincinnati Reds, 1934
Lilly, Bob • DT • Dallas Cowboys, 1962-74 (1st round draft pick in '61)
Linne, Aubrey • E • Baltimore Colts, 1961; Toronto Argonauts (CFL), 1962-63
Looney, Don • E • Philadelphia Eagles, 1940; Pittsburgh Steelers, 1941-42
Lyles, Robert • LB • Houston Oilers, 1984-89; Atlanta Falcons, 1990-92
Lynn, Artayvious • TE • Dallas Cowboys, 2021
Madise, Adrian • WR • Denver Broncos, 2003; Tampa Bay Buccaneers, 2004-05; Winnipeg Blue Bombers (CFL), 2006-07
Maness, James • WR • Chicago Bears, 1985
Manton, Tillie • HB • New York Giants, 1936-38; Washington Redskins, 1938; Brooklyn Dodgers, 1943
Maponga, Stansly • DE • Atlanta Falcons, 2013-14; New York Giants, 2015; Denver Broncos, 2018
McCarty, Chance • DE • Saskatchewan Rough Riders (CFL), 2002
McCarty, Mickey • E • Kansas City Chiefs, 1969; Chicago Fire (WFL), 1974; Detroit Wheels (WFL), 1974
McDonald, LaMarcus • New Orleans Saints, 2003-05
McKinney, Anthony • OT • Tennessee Titans, 2020
Mitchell, Basil • RB • Green Bay Packers, 1999; Denver Broncos, 2000
Modkins, Jeremy • S • Cleveland Browns, 2006
Montgomery, Ross • RB • Chicago Bears, 1969-70
Morris, Patrick • C • Pittsburgh Steelers, 2018-19; Denver Broncos, 2020; Tennessee Titans, 2021
Morrissey, Guy • C • Philadelphia Eagles, 1973-83; New England Patriots, 1984-87
Morton, John • LB • San Francisco 49ers, 1953
Mynatt, Lloyd • LB • Oakland Raiders, 1963
Narrell, Don • T • Edmonton Eskimos (CFL), 1950
Newhouse, Marshall • OT • Green Bay Packers, 2010-13; Cincinnati Bengals, 2014; New York Giants, 2015-16; Oakland Raiders, 2017; Buffalo Bills, 2018; Carolina Panthers, 2018; New England Patriots, 2019; Tennessee Titans, 2020
Newton, Kelvin • LB • Denver Gold (USFL), 1983-84
Niang, Lucas • OT • Kansas City Chiefs, 2021-2023
Nix, Emery • QB • New York Giants, 1943, 1946
Nix, Kent • QB • Pittsburgh Steelers, 1967-69; Chicago Bears, 1970-71; Houston Oilers, 1972
O'Brien, Davey • QB • Philadelphia Eagles, 1939-40 (1st round draft pick)
Oliver, Jimmy • WR • Ottawa Renegades (CFL), 2002
Olionilua, Sewo • RB • Dallas Cowboys, 2020-21
O'Neal, Jim • G • Chicago Rockets, 1946-47
Orr, Nick • S • Chicago Bears, 2018
Ortiz, Chase • DL • Winnipeg Blue Bombers (CFL), 2009
Palmer, Derrell • T • New York Yankees, 1946-48; Cleveland Browns, 1949-53
Patrick, Willis • OG • Los Angeles Chargers, 2024
Patterson, Darrell • LB • Winnipeg Blue Bombers (CFL), 1984-90
Patton, Cliff • OG • Philadelphia Eagles, 1946-50; Chicago Cardinals, 1951

Petry, Stanley • CB • Kansas City Chiefs, 1989-90
Phillips, Jason • LB • Baltimore Ravens 2010-11; Carolina Panthers 2011-12
Pitts, Hugh • LB • Los Angeles Rams, 1956; Houston Oilers, 1960
Pollard, Robert • DE • San Diego Chargers, 2004; Seattle Seahawks, 2005-06
Porter, Greg • K • Washington Federals (USFL), 1984
Powell, Jamal • C • Hamilton Tiger-Cats (CFL), 2005-06
Priddy, Merlin • RB • Buffalo Bills, 1960
Priest, Rafael • CB • British Columbia Lions (CFL), 2011; Montreal Alouettes (CFL), 2013
Renfro, Mike • WR • Houston Oilers, 1978-84; Dallas Cowboys, 1984-87
Retkofsky, Jared • DS • Pittsburgh Steelers, 2007-09
Roach, David • S • St. Louis Rams, 2008; New Orleans Saints, 2008-09; St. Louis Rams, 2010; Detroit Lions 2010
Roach, Rollin • HB • Chicago Cardinals, 1927
Robb, Joe • DE • Philadelphia Eagles, 1959-60; St. Louis Cardinals, 1961-67; Detroit Lions, 1968-71; Houston Texans (WFL), 1974; Shreveport Steamers (WFL), 1974
Robbins, Barret • C • Oakland Raiders, 1995-03
Roberts, Wesley • OT • New York Jets, 1980; Michigan Panthers (USFL), 1983
Roberts, Glynn • G • Chicago Cardinals, 1939
Rodgers, Cory • WR • British Columbia Lions (CFL), 2007-09
Rowland, Justin • DB • Chicago Bears, 1960; Minnesota Vikings, 1962; Denver Broncos, 1963
Sadler, Bill • RB • Detroit Wheels (WFL), 1974; San Antonio Wings (WFL), 1975
Sanders, Tyrone • DB • British Columbia Lions (CFL), 2005
Schobel, Aaron • DE • Buffalo Bills, 2001-09
Schobel, Bo • DE • Tennessee Titans, 2005; Indianapolis Colts, 2006; Arizona Cardinals, 2007-2008
Schobel, Matt • TE • Cincinnati Bengals, 2002-05; Philadelphia Eagles, 2006-09
Scott, Vernon • S • Green Bay Packers, 2020-21
Sharp, Dan • TE • Atlanta Falcons, 1986-87
Shofner, Jim • DB • Cleveland Browns, 1958-63 (1st round draft pick)
Shook, Fred • C • Chicago Cardinals, 1941
Simien, Tracy • LB • Kansas City Chiefs, 1991-97
Smith, Allanda • DB • Los Angeles Express (USFL), 1984-85
Spikes, Jack • FB • Dallas Texans, 1960-62 (1st round draft pick in '60); Kansas City Chiefs, 1963-64; San Diego Chargers, 1964; Houston Oilers, 1965; Buffalo Bills, 1966-67
Stout, Pete • FB • Washington Redskins, 1949-50
Summers, Ty • LB • Green Bay Packers, 2019-21; Jacksonville Jaguars, 2022; New Orleans Saints, 2022-23; Detroit Lions, 2024
Swink, Jim • HB • Dallas Texans, 1960
Taliferro, Mike • DT • Denver Gold (USFL), 1985
Talley, Stan • P • Oakland Invaders (USFL), 1983-85; Los Angeles Raiders, 1986-87
Taylor, Herb • T • Kansas City Chiefs, 2007-08; Denver Broncos, 2009; Green Bay Packers, 2011; Jacksonville Jaguars, 2013
Texada, Ranthony • CB • Washington Redskins, 2018
Thomas, Sean • DB • Atlanta Falcons, 1985; Cincinnati Bengals, 1985; San Francisco 49ers, 1987
Thornton, Charles (Bubba) • WR • Buffalo Bills, 1969; Jacksonville Sharks (WFL), 1974
Tomlinson, LaDainian • TB • San Diego Chargers, 2001-2009 (1st round draft pick); New York Jets, 2010-11
Tomlinson, Tre • CB • Los Angeles Rams, 2023
Toudouze, Michael • OT • Indianapolis Colts, 2006-09, 2010-11
Townsend, Greg • DE • Los Angeles Raiders, 1983-93
Tucker, Jason • WR • Dallas Cowboys, 1999-2000; Edmonton Eskimos (CFL), 2002-08
Tucker, Matthew • RB • Philadelphia Eagles, 2013-2015
Tucker, Ryan • C • St. Louis Rams, 1997-2001; Cleveland Browns, 2002-09
Turntine, John • DL • Ottawa Renegades (CFL), 2004-05
Uecker, Vernon • G • Winnipeg Blue Bombers (CFL), 1957
Uguak, Lwal • DT • Tampa Bay Buccaneers, 2024-present
Vaitai, Halapoulivaati • OL • Philadelphia Eagles, 2016-19; Detroit Lions 2020-23
Vaught, Ted • E • San Francisco 49ers, 1955
Walls, Willie • E • New York Giants, 1937-39, 1941-43
Washington, Daryl • LB • Arizona Cardinals, 2010-2013
Washington, Fred • DT • Chicago Bears, 1990
Washington, John • WR • New York Giants, 1998; Dallas Cowboys, 1999
Washington, Stanley • WR • Montreal Concordes (CFL), 1984; Saskatchewan Roughriders (CFL), 1984; Toronto Argonauts (CFL), 1985
Wells, Vernon • WR • Calgary Stampeders (CFL), 1978
White, Allie • T • Philadelphia Eagles, 1939
White, Marvin • S • Cincinnati Bengals, 2007-08, 2010-11; Dallas Cowboys, 2009; Detroit Lions, 2009
Williams, Jake • T • Chicago Cardinals, 1929-33
Williams, Malcolm • CB • New England Patriots, 2011-present
Worthen, Shawn • DT • Minnesota Vikings, 2001; Houston Texans, 2002-03
Wright, James • TE • Atlanta Falcons, 1978-79; Denver Broncos, 1980-85

ALL-TIME LETTERWINNERS

A-A-A-A

| | |
|--------------------|----------------|
| Charlie Abel | 1977-79 |
| Tony Accomando | 1976-77 |
| Ab Acker | 1925-27 |
| Will H. Acker | 1918-20 |
| Scott Ackroyd | 1985-88 |
| Alonzo Adams | 2008-10 |
| Earl W. Adams | 1968 |
| Homer Adams | 1921, 23-24 |
| Larry Adams | 1966-68 |
| Mike Adams | 1966 |
| Robby Adams | 1987-89 |
| Trotter Adams | 1942 |
| Woodrow Adams | 1939-41 |
| Alex Adewunmi | 2012-13 |
| Brant Ahlfinger | 2023 |
| Trevor Ailey | 2022 |
| Hakeem Ajijolaiya | 2024 |
| Harry Akers | 1928 |
| Anthony Alabi | 2001-04 |
| Ki Aldrich | 1936-38 |
| Bill Alexander | 1953-55 |
| Bob Alexander | 1928 |
| Bret Alexander | 1988-90 |
| Clarence Alexander | 1938-40 |
| Clif Alexander | 2002-04 |
| C.T. Alexander | 1897-98, 00 |
| Isaiah Alexander | 2017 |
| Ivan Alexander | 1921-22 |
| Alan Ali | 2022 |
| Bruce Alford | 1940-42 |
| Bruce Alford, Jr. | 1964-66 |
| Rex Alford | 1947-49 |
| Andrew Allan | 1975-77 |
| Anthony Allen | 1981-82 |
| Cedric Allen | 1993-96 |
| DJ Allen | 2023 |
| Egypt Allen | 1982-84 |
| Jimmy Allen | 1977-79 |
| Marcus Allen | 1992-95 |
| Richard G. Allen | 1939 |
| Ricky Allen | 1977-78, 80 |
| Tony Allen | 1985 |
| Zach Allen | 2014-15 |
| Richard Allison | 1933 |
| Colson Altman | 2020-21 |
| Garrett Altman | 2016-17 |
| Angel Alvarez | 1991 |
| Jim Amburg | 1950 |
| Henry Anders | 1989 |
| Carl Anderson | 1939-40 |
| Darius Anderson | 2016-19 |
| Duke Anderson | 1926 |
| E.N. Anderson | 1910-11 |
| Eric Anderson | 1997-98 |
| Grantland Anderson | 1909-10 |
| Greg Anderson | 1972-74 |
| John Anderson | 1914 |
| Jonathan Anderson | 2011-14 |
| Marcus Anderson | 1995-98 |
| Matt Anderson | 2010, 13 |
| Reggie Anderson | 1990-91, 93-94 |
| Shirley Anderson | 1943 |
| Theo Anderson | 2000 |
| Chad Andrus | 2002-03, 05-06 |
| Ben Angeley | 2004-05 |
| Scott Ankrom | 1984-85, 87-88 |
| Slayton Ankrom | 2023 |
| John Archer | 1948-49 |
| Da-Vaawn Armstead | 2021 |
| Ramon Armstrong | 1957-59 |
| Thomas Armstrong | 2020-23 |
| Greg Arterberry | 1981-83 |
| Mitch Ashley | 1991 |
| Stuart Ashley | 1997-00 |
| Charles Ashmore | 1904-05, 09 |
| Noble Atkins | 1928-30 |
| J.T. Aughinbaugh | 2001-02 |
| Jaelan Austin | 2015-18 |
| Chad Avery | 1993-95 |
| Steve Avila | 2019-22 |
| Phillip Ayres | 1922-24 |

B-B-B-B

| | |
|--------------------|-------------|
| Dean Bagley | 1940-42 |
| Erik Bahr | 1987-89 |
| Emani Bailey | 2022-23 |
| Jordyn Bailey | 2023-24 |
| Morris Bailey | 1946-49 |
| Paul Bailey | 1982-83 |
| Don Baker | 1980-82 |
| Bob Balaban | 1942 |
| Blake Baldwin | 2022-24 |
| Marshall Baldwin | 1908-09 |
| Charles Bales | 1967-68 |
| Ken Balfanz | 1971 |
| Joe Ball | 1963-65 |
| Jeff Ballard | 2004-06 |
| George Baltimore | 2014 |
| Shadrach Banks | 2021-24 |
| Ben Banogu | 2017-18 |
| Elton Baptiste | 1982-83 |
| Fred Barber | 1966-68 |
| Taye Barber | 2018-22 |
| Bobby Barker | 1965 |
| Mikel Barkley | 2020 |
| Altrique Barlow | 2021-22 |
| Darwin Barlow | 2020 |
| Mike Barmore | 1970 |
| H.C. Barnard | 1906 |
| Clifford Barnes | 1992-95 |
| Steve Barnes | 1976-79 |
| Earl Barquet | 2020-21 |
| Milford Barr | 1927-29 |
| Brady Barrick | 2001-02 |
| Lee Barron | 1898 |
| Bernard Bartek | 1960-62 |
| Leon Bartlett | 1972-73 |
| Gilbert Bartosh | 1950-52 |
| Jim Barwegen | 1976-77 |
| Brian Bass | 1975 |
| Dexter Bassinger | 1949-50 |
| Lee Bassinger | 1931-33 |
| Charles Bassler | 1912 |
| Russell Bates | 1978-81 |
| Patrick Batteaux | 1996-99 |
| Travaras Battle | 2010 |
| Trent Battle | 2022-24 |
| Bobby Batton | 1963-64 |
| Sammy Baugh | 1934-36 |
| Jonathan Bax | 2024 |
| Howard Baxter | 1928 |
| Chad Bayer | 1999-01 |
| Ernest Bayer | 1963-65 |
| Jim Bayuk | 1977-80 |
| Steve Bayuk | 1975-77 |
| Jonathan Bax | 2023 |
| Richard A. Beach | 1965-67 |
| Trey Becan | 1990-91 |
| Jack Bech | 2023-24 |
| Chris Becker | 1985-88 |
| Scott Bednarski | 1984, 86-88 |
| John Beilue | 1969-70 |
| Thomas Bell | 1979-80 |
| Phillip Bendele | 1992 |
| Ken Bener | 1979-82 |
| James Benson | 1983-84 |
| Mitchell Benson | 1985-88 |
| Lenward Bentley | 1995-97 |
| Luke Benuska | 2014-15 |
| Bill Berry | 1916 |
| Lindy Berry | 1946-49 |
| Ray Berry | 1978-79 |
| Tookie Berry | 1970-72 |
| Corey Bethley | 2017-21 |
| Miles Bevins | 1908 |
| Joey Biasatti | 2000-02 |
| Tony Biasatti | 1974-77 |
| Chase Biddle | 2022 |
| Bobby Biehunko | 1959-61 |
| Gus Bierman | 1940-41, 45 |
| Albert Billingsley | 1906-08 |
| Linden Binion | 1938-39 |
| Phil Birdwell | 1969 |
| Bill Bishop | 1974-76 |
| Hugh Bishop | 1923 |
| John Bishop | 1970 |
| Melvin Bishop | 1920-23 |

| | |
|---------------------|--------------|
| Tom Bishop | 1946-48 |
| Jude Bivins | 1913 |
| Miles Bivins | 1907-08 |
| Easton Black | 2023-24 |
| Mike Black | 1989-92 |
| Ross Blacklock | 2017, 19 |
| Linnon Blackmon | 1936-37 |
| Shameik Blackshear | 2019 |
| Billy Blackstone | 1940-42 |
| Jim Blackwelder | 1974-77 |
| Kelly Blackwell | 1988-91 |
| Lyle Blackwood | 1971-72 |
| Mike Blackwood | 1975 |
| Bob Blair | 1950-52 |
| Rusty Blair | 1969 |
| Tommy Blake | 2004-07 |
| Bobby Blankenship | 2002 |
| Sir Demarco Bledsoe | 2008 |
| Bertram Bloor | 1904-07 |
| David Bloxom | 1946-48 |
| Shankle Bloxom | 1947-49 |
| George Boal | 1946-49 |
| David Bobo | 1997-00 |
| Andy Boerckel | 2001-03 |
| Mat Boesen | 2016-17 |
| Matt Boggs | 2015-16 |
| Tunji Bolden | 1989-92 |
| Duke Bolen | 1943 |
| David Bolisomi | 2018-19 |
| John Bond | 1941-42 |
| Kendall Bond | 1943 |
| Sidney Bond | 1971-73 |
| Brian Bonner | 2004-07 |
| Richard Booker | 1987-90 |
| John Booty | 1986-88 |
| Jake Boozer | 2022-23 |
| Kelly Bostick | 1970-71 |
| Ben Boswell | 1930-32 |
| Noah Bolticoff | 2022 |
| Maurice Bouldwin | 2003-06 |
| Trevone Boykin | 2012-13 |
| Brad Bowen | 1977-79 |
| Brandon Bowen | 2018, '20 |
| Lane Bowen | 1970-72 |
| Bill Bowers | 1962-64 |
| Mike Bowers | 1977 |
| Josh Boyce | 2010-12 |
| Chuck Boyd | 1974 |
| Kenny Boyd | 2003-04 |
| Sterling Boyd | 1995-96 |
| Trevone Boykin | 2012-15 |
| Ted Brack | 1978-81 |
| Steve Braddock | 1971-73 |
| Cecil Bradford | 1916-19 |
| Larry Bradford | 2003 |
| Millard Bradford | 2019-2023 |
| Patrick Bradford | 1984-86 |
| Chris Bradley | 2014-17 |
| Marion Brally | 1917 |
| Buster Brannon | 1931-32 |
| Chris Brasfield | 1994-95 |
| Kenny Brasher | 1976 |
| Mike Bratcher | 1965-66 |
| G.P. Braus | 1908-09 |
| David Braxton | 1978-79 |
| Zach Bray | 2003-04 |
| Jerome Braziel | 2003-04 |
| John Braziel | 2000, '03-04 |
| Brian Brazil | 1983, 85-87 |
| Shannon Brazzell | 1997-00 |
| David Breedlove | 1989-92 |
| Jeremy Breedlove | 2003-04 |
| Joe Breedlove | 1980-82 |
| Jeff Breithaupt | 1973-74 |
| Kevin Brewer | 1992-95 |
| Ron Zell Brewer | 1981-83 |
| Horace Brewster | 1925-26 |
| Rick Bridges | 1966 |
| Joe Briggs | 1996-98 |
| Charles Brightwell | 1966-68 |
| Douglas Brightwell | 1945-48 |
| Charles Britton | 1989 |
| Marion Broadley | 1916 |
| Joe Broadnax | 2015-18 |
| Logan Brock | 2008-11 |

| | |
|---------------------|----------------|
| Marcus Brock | 2003-04, 06-07 |
| Tanner Brock | 2009-10 |
| James Brockermeyer | 2024 |
| Tommy Brockermeyer | 2023 |
| Larry Brogdon | 1969 |
| Cliff Bronson | 1988 |
| Daryl Brookins | 1982-83 |
| Brian Brooks | 1991-94 |
| Marcel Brooks | 2020-24 |
| Shawn Brooks | 2003-04 |
| Tony Brooks | 1985-86, 88 |
| West Brooks | 1979-80 |
| Braylon Broughton | 2009-11 |
| Ja'Travis Broughton | 2024 |
| Aaron Brown | 2005-08 |
| Allen Brown | 1967-68 |
| Brannon Brown | 2021-2022 |
| Clinton Brown | 1984 |
| Danny Brown | 1973 |
| George Brown | 1946-48 |
| Hal Brown | 1984-86 |
| John Brown | 2010 |
| Kevin Brown | 1999-00, 02 |
| LaDarius Brown | 2012-13 |
| Larry Brown | 1989-90 |
| Leslie Brown | 1966 |
| Lynn Brown | 1932-33 |
| Matt Brown | 2011-13 |
| Marvin Brown | 1975 |
| Michael Brown | 1996-97 |
| Tico Brown | 2023 |
| Quincy Brown | 2021 |
| Tony Brown | 1993-96 |
| Wilbur Brown | 1914 |
| Nick Browne | 2001-03 |
| Barry Browning | 1996-97 |
| Orein Browning | 1947-49 |
| Andre Bruce | 1995-98 |
| Michael Bruegel | 2002 |
| Ronnie Brumbaugh | 1939-41 |
| Mike Brumbelow | 1927-29 |
| Carson Bruno | 2024 |
| L.B. Bryan | 1945 |
| Charles Bryant | 1973-74 |
| H.H. Bryant | 1904-08 |
| Stephen Bryant | 2011, 13 |
| Walter Bryant | 2005-08 |
| Eric Buchanan | 2003-06 |
| Harold Buchanan | 1976 |
| Bill Buck | 1950-52 |
| Larry Bulaich | 1962-64 |
| Norm Bulaich | 1966, 68-69 |
| Stanley Bull | 1954-55 |
| Mike Bulla | 1986-89 |
| Cole Bunce | 2016-18 |
| Greg Burks | 2009-11 |
| Donald Burrell | 2000 |
| Billy Bob Burdette | 1956-60 |
| Ish Burdine | 2023 |
| Landry Burdine | 1996-98 |
| Logan Burdine | 2001 |
| Clyde Burnett | 1904 |
| William Burrell | 2007-08 |
| Keith Burnett | 1984-86 |
| Ray Burns | 2011 |
| Bryson Burnett | 2014-15 |
| Aaron Burton | 1993-94 |
| James Busby | 1944 |
| Bob Buschmann | 1944 |
| Guy Bob Buschmann | 1971 |
| David Bush | 2012 |
| Edgar Bush | 1909-10 |
| Clarence Bussey | 1911-12 |
| W.M. Busy | 1905 |
| Bill Butler | 1979-80 |
| David Butler | 1981-83 |
| Leo Butler | 1929-30 |
| Quincy Butler | 2004-05 |
| Jamie Byrd | 2012 |

C-C-C-C

| | |
|----------------|---------|
| Sean Cady | 2012 |
| E.D. Caffey | 1946-47 |
| William Cage | 2006-07 |
| Donovan Cahill | 2019 |

ALL-TIME LETTERWINNERS

| | | | | | | | |
|--------------------|---------------|---------------------|-----------------|-------------------|-------------|----------------------|-----------------|
| Jerry Caillier | 1974-76 | Brandon Coleman | 2020-23 | Jazz Cunningham | 1918-19 | Jon Donahue | 1995-97 |
| Kenny Cain | 2009-12 | Carter Coleman | 1992 | Keagan Cunningham | 2023 | Kyle Dooley | 2008-11 |
| David Caldwell | 1977 | Drew Coleman | 2004-05 | Aaron Curry | 2015-16 | Ezra Dotson-Oyetade | 2022-23 |
| David A. Caldwell | 1983-86 | Jeremy Coleman | 2009-10, 2012 | Bill Curtis | 1953 | Bill Doty | 1951 |
| James Calhoun | 1983 | Joe Coleman | 1932-34 | Chase Curtis | 2021-24 | Dan Dougherty | 1990 |
| Andrew Calovich | 2001-04 | Khari Coleman | 2020-21 | Chuck Curtis | 1954-56 | A. Douglas | 1916 |
| Pug Calvert | 1916 | Steven Coleman | 2005-08 | | | Astynax Douglas | 1920 |
| Cyd Calvin | 2014, 16 | LJ Collier | 2016-18 | D-D-D-D-D | | Sammy Douglas | 2013-14, '16-17 |
| Abraham Camara | 2021-24 | Aviante Collins | 2012-14, 16 | H.B. Dabbs | 1906 | Jeff Dover | 1996-99 |
| Cash Cameron | 2006 | B.F. Collins | 1907 | Drake Dabney | 2024 | Matthew Downing | 2020-21 |
| Hillard Camp | 1921-22 | Brian Collins | 1992-95 | Jeff Daily | 1986-88 | Michael Downing | 2015-17 |
| Reggie Campbell | 1989 | Donovann Collins | 2020-21 | Andy Dalton | 2007-10 | Zane Drake | 1980-82 |
| Sonny Campbell | 1964-66 | Mike Collins | 2018 | Reeves Dalton | 2003-05 | Lloyd Draper | 1970-72 |
| Tanner Campbell | 2013 | Roosevelt Collins | 1988-91 | Don Danford | 1988 | Marcus Draper | 2004 |
| Justus Canfield | 2014 | Terry Collins | 1967 | Hicks Daniel | 1947 | Terry Drennan | 1972-74 |
| Derek Canine | 1997 | Kevin Colon | 1998-99 | Milton Daniel | 1909-11 | Mike Dry | 1979-81 |
| Channing Canada | 2023-24 | Perry Colston | 1975-77 | Noah Daniels | 2018, 20-22 | Ronald Dublin | 1952 |
| Jerry Cannaday | 1965 | Drew Combs | 2007-08 | Wayne Daniels | 2006, 08-10 | Carroll Dubose | 1963-64 |
| Marcus Cannon | 2007-10 | Larry Compton | 1977 | Tony Darthard | 1986-88 | Woodrow Duckworth | 1938-39 |
| Frank Cantelmi | 1923-26 | Doug Conaway | 1949-51 | Jay Davern | 1993-94, 96 | Max Duggan | 2019-22 |
| Ralph Cantrell | 1921-24 | Stephen Conley | 1987-90 | Andrew David | 2017-18 | John Dull | 1986-87 |
| Tank Carder | 2008-11 | Adrian Conlin | 1945 | Tanner Davidson | 2003-04 | James Dunbar | 2010-11, 13 |
| W.G. Carnahan | 1897-98 | Corey Connally | 2001-03 | Andre Davis | 1992-95 | LaTarence Dunbar | 1999-02 |
| T.W. Carpenter | 1931 | Patrick Connelly | 1990-92 | Al'Dontre Davis | 2018-19 | Dave Duncan | 1973-74 |
| Josh Carraway | 2012, 2014-16 | Bud Conway | 1977-80 | Bobby Davis | 1969-71 | Alec Dunham | 2015-18 |
| Barney Carroll | 1942 | Charles Conway | 1940-42 | Bobby Davis | 1985-88 | George Dunlap | 1936-37 |
| Max Carroll | 2024 | Blair Conwright | 2020-22 | Charles Davis | 1971-73 | London Dunlap | 1997-99 |
| Harold Carson | 1924-26 | Aubrey Cook | 1915 | Darrell Davis | 1986-89 | Johnny Dunn | 1948-50 |
| Kit Carson | 1922-23 | Bob Cook | 1937-39 | David Davis | 1981-83 | Ken Durham | 1978, 80-82 |
| Benny Carter | 1964 | John Cook | 1944-47 | Daythan Davis | 2017 | Andy Durrett | 1968-69 |
| Brandon Carter | 2011-13 | Lee Cook | 1973-75 | Derius Davis | 2018-22 | Loraine Dutton | 1917 |
| Brashant Carter | 1992-95 | Cam Cook | 2023-24 | Devon Davis | 2001-03 | | |
| Cecil Carter | 1957 | Terrance Cook | 1996 | Donald Davis | 1976-77 | E-E-E-E-E | |
| Dan Carter | 1967-69 | Jim Cooke | 1981-82, '84-85 | Greg Davis | 1995-98 | Jojo Earle | 2023 |
| Don Carter | 1970 | Terrence Cooks II | 2022-24 | Kenneth Davis | 1982-84 | Cameron Echols-Luper | 2013-14 |
| Douglas Carter | 1943 | Don Cooper | 1954-56 | Kevin Davis | 2017 | Jim Eddlemen | 1928 |
| Sam Carter | 2011-14 | Gary Cooper | 1963-65 | Lynn Davis | 1975-77 | Joe Edens | 1915-16 |
| T.J. Carter | 2021 | James Cooper | 1944-45 | Reggie Davis | 1985-88 | Brian Edmondson | 1997-00 |
| Adan Casas | 1988-91 | James Cooper | 1954 | Larry Dawson | 1958-60 | Trent Edwards | 1985 |
| Charles Casper | 1932-33 | Jerry Cooper | 1968-69 | Paul Dawson | 2012-14 | Weldon Edwards | 1946-47 |
| B.J. Catalan | 2012-14 | Steve Cooper | 1976 | Skye Dawson | 2009-12 | Melville Ehlers | 1928 |
| Jason Cauble | 1987-90 | Terrell Cooper | 2018-22 | Rick D'Abreu | 2023 | Kaleb Elarms-Orr | 2024 |
| Jai Cavness | 2008-09 | Kevin Cordesman | 1989, 91-93 | Devean Deal | 2024 | Delzon Elenburg | 1955-57 |
| C.J. Ceasar | 2018-21 | LaBron Cornell | 1993 | Markis Deal | 2024 | Kagen Elenburg | 2008 |
| C.E. Chambers | 1998 | Mark Cortez | 1994-97 | Aundre Dean | 2010-12 | Kent Elenburg | 1976 |
| Kyron Chamber | 2022 | Bryan Cortney | 2005-06 | Kevin Dean | 1983-86 | Bill Elliott | 1948-49 |
| Terry Champagne | 1973-74 | Thomas Costello | 1943 | Robert Deck | 2008-11 | Bill Elliott | 1987-90 |
| Charles Champine | 1979-80 | Steve Cotaya | 1981-82 | Coltin Deery | 2023-24 | Criss Elliott | 1916 |
| Zach Chapman | 2024 | Reginald Cottingham | 1980-83 | Bill DeFee | 1966 | Trey Elliott | 2016-18 |
| Blair Cherry | 1920-22 | H.C. Couser | 1931 | Jay DeFee | 1969-70 | Drew Ellis | 1934-36 |
| Chad Childs | 2014 | Marvin Covington | 2022 | Jarrod Delaney | 1985-88 | George Ellis III | 2018, 20-22 |
| Daren Childs | 1991 | Bobby Cowan | 1973-75 | Kim Deloney | 1978-79 | Justin Ellis | 2005 |
| Brown Chiles | 1945 | Glenn Cowart | 1938-40 | Emari Demercado | 2018, 20-22 | Quint Ellis | 2000-02 |
| Jason Chilton | 1990-92 | John P. Cox | 1911-15 | Hubero Dennis | 1930-32 | Colt Ellison | 2019-21 |
| Marv Chipman | 1961-63 | Norman Cox | 1944-45 | Roy Dent | 1960-62 | Doug Elms | 1983-86 |
| Zygmunt Choroszy | 1982-84 | Albert Cragwall | 1944 | John Denton | 1981-84 | Jimmy D. Elzner | 1974-77 |
| Christopher Chosen | 2021-22 | Jeff Craig | 1978-79 | Ryan DeNucci | 2011, 13-14 | Trey Englert | 2004-05, 07 |
| Colton Christensen | 2015 | Ethan Crow | 2024 | Michael DePriest | 2003-06 | Bryan Engram | 1953-55 |
| Ivory Christian | 1989 | Bill Crawford | 1939-41 | Tony DeStefano | 1981 | Hunter Enis | 1956-58 |
| Ryan Christian | 2006-09 | Davien Crawford | 2022-23 | Davis Devereaux | 2017 | Hubert Eoff | 1946-49 |
| Allen Christopher | 2006 | Gary Crawford | 1973 | Ralph Diamond | 1997 | Michael Epley | 2017-18 |
| Ray Christopher | 2007 | Michael Crawford | 1997-98 | John Diarse | 2016-17 | Bart Epperson | 1993-94 |
| Zeke Chronister | 1943-44 | Barry Crayton | 1977 | Larry Dibbles | 1970 | Phillip Epps | 1978-81 |
| Bud Clark | 2020-24 | Bob Creech | 1968-70 | Stu Dickens | 1989-91, 93 | Graham Estes | 1922 |
| Earl Clark | 1937-39 | Ted Crenwelge | 1959-60 | Chuck Dickenson | 1984-87 | Franklin Estrada II | 2022-23 |
| Eddie Clark | 1981-82 | Dub Crocker | 1945 | Ervin Dickerson | 2004-07 | Max Eubank | 1947-50 |
| Herman Clark | 1923-26 | John Cromwell | 1992 | William Dickerson | 1991 | J.R. Eubanks | 1969-70 |
| John Clark | 1913 | Danny Cross | 1965-67 | Ad Dietzel | 1930-31 | Roy Eury | 1928-30 |
| Parker Clark | 2023 | J.G. Crouch | 1974-76 | Melvin Diggs | 1933-35 | Greg Evans | 1990-93 |
| Chris Cisi | 2012 | Johnny Crouch | 1952-54 | Buddy Dike | 1954-56 | H.E. Evans | 1943 |
| N.L. Clark Jr. | 1927 | Ronny Crouch | 1961 | Kris Dike | 2019-2022 | John Evans | 1899 |
| Rex Clark | 1933-35 | Brandy Crow | 1994-95 | Robert Dille | 2009 | Larry Evans | 1970 |
| Robert Clark | 2007 | Ashley Crowley | 1921 | Walker Dille | 2012 | Lon Evans | 1930-32 |
| Chris Clarke | 2006 | Henry Crowsey | 1954-56 | Steve Dingler | 1981-82 | Norman Evans | 1962-64 |
| Curtis Clay | 2007-10 | Levoil Crump | 1986, 88-90 | Dominic DiNunzio | 2021-22 | Richard Evans | 2001-02 |
| Leon Clay | 1989-92 | Bill Crunk | 1918 | David Dixon | 1970-72 | Rico Evans | 2015-18 |
| Mike Cleavinger | 1999 | Tommy J. Crutcher | 1961-63 | Robert Dobry | 1974-75 | Ross Evans | 2008-11 |
| Clifton Clemons | 1995-96 | Tekerrein Cuba | 2008-11 | Colton Dobson | 2022-23 | Tom Evans | 1951-52 |
| Pat Clifford | 1936-38 | George Collen | 2016 | Josh Doctson | 2013-15 | Zach Evans | 2020-21 |
| Kyle Clifton | 1981-83 | Derrick Cullors | 1991-93 | Luke Dodds | 2022-23 | Major Everhart | 2023 |
| Ronald Clinkscale | 1952-54 | Stephen Culp | 2002-05 | John Dodson | 1961 | Obinna Eze | 2021 |
| David Cody | 1975-76 | Gidden Culver | 1916 | R.E. Dodson | 1958-60 | Beekie Ezell | 1945-46 |
| Andrew Coker | 2020-23 | Bob Cummings | 1977 | Rex Doerre | 1976 | Don Ezell | 1941-42 |
| Danny Colbert | 1970 | Gerald Cumpton | 1958-59 | William Doherty | 1899 | | |
| Linzy Cole | 1968-69 | Quinton Cunigan | 2004-07 | Robert Dominguez | 2001 | | |

ALL-TIME LETTERWINNERS

FFFFF

| | |
|-------------------|--------------|
| Tayo Fabuluje | 2012, 2014 |
| Gerald Falls | 1975 |
| Drake Farmer | 1969-70 |
| Milton Farmer | 1948-50 |
| Tim Faulk | 1973 |
| Jim Fauver | 1962-64 |
| Ted Fay | 1967-69 |
| Dick Fencer | 1922-23 |
| Bill Ferguson | 1968-69 |
| Jarrett Ferguson | 1990 |
| John Ferguson | 1976-79 |
| H.E. Field | 1897 |
| Bob Fields | 1981-82 |
| Charles Fields | 1907-10 |
| Devonte Fields | 2012 |
| Craig Fife | 1969-71 |
| David Finney | 1952-54 |
| Dick Finney | 1955-57 |
| Zarnell Fitch | 2004-05 |
| Todd Fitzgerald | 1995-96 |
| Heard Floore | 1934 |
| Clyde Flowers | 1942-44 |
| Keith Flowers | 1949-51 |
| Bobby J. Floyd | 1950-51 |
| Donald Floyd | 1957-59 |
| Mike Flynn | 1981-84 |
| Johnny Fobbs | 2008-11 |
| Blaize Foltz | 2009-12 |
| Brady Foltz | 2012-15 |
| Billy Fondren | 1967-69 |
| John Fonua | 2007-08 |
| Randon Fontenette | 2023 |
| G.A. Foote | 1897 |
| Corey Ford | 1990, 92-93 |
| Gary Ford | 1984, 86-88 |
| Alan Foret | 1987-89 |
| Chuck Forney | 1967-69 |
| Ross Forrest | 2008-12 |
| Jercell Fort | 2009-11 |
| Harry Fortson | 1995 |
| Bill Foster | 1982 |
| Bob Foster | 1969-70 |
| Daimarqua Foster | 2020-21 |
| Josh Foster | 2019-23 |
| Marvin Foster | 1981-83 |
| Chester Fowler | 1919-21 |
| Malvin Fowler | 1951-53 |
| Caleb Fox | 2022-24 |
| Jim Fox | 1961-63 |
| Raymond Fox | 1913-15 |
| C.J. Fraley | 1943-46 |
| Ronald Frailey | 1951-53 |
| Don Frazee | 1923-25 |
| Randon Frederic | 2023 |
| Allen Freeman | 1910-13 |
| Bonner Frizzell | 1904-06, '08 |
| J.B. Frizzell | 1906 |
| T.P. Frizzell | 1915 |
| Evan Frosch | 2007-10 |
| Bill Frost | 1976 |
| Steve Frost | 1969-70 |
| James Fry | 2010-12 |
| Kevin Frye | 1989-91 |
| Pete Fulcher | 1920-21 |
| Corey Fuller | 2009-12 |
| Curtis Fuller | 1998-00 |
| Al Futrell | 1978-79 |

G-G-G-G-G

| | |
|-----------------|---------|
| Foy Gaddy | 1947 |
| Bill Gaffney | 1943 |
| Innis Gaines | 2016-19 |
| Jerry Gaither | 1974-77 |
| Edward Galaviz | 1988-91 |
| Bruce Galbert | 2001-03 |
| Austin Galifaro | 2008 |
| Lee Gallagher | 1944 |
| T.B. Gallaher | 1905 |
| Tipa Galeai | 2015-16 |
| Elvis Gallegos | 2003-06 |
| Keivon Gamble | 2012-13 |
| Ben Gantt | 1911-14 |
| Cliff Gantt | 1985-88 |
| Berne Garcia | 1994 |

| | |
|-------------------|-------------|
| Elias Garcia | 2020 |
| Harry Garder | 1943 |
| Kris Gardner | 2008-11 |
| James Gargus | 1981-84 |
| Steve Garmon | 1961, 63-64 |
| Jeff Garner | 1997-00 |
| Ervin Garnett | 1970 |
| Rick Garnett | 1971 |
| John Garrard | 1904 |
| Dub Garren | 1943-44 |
| Ronald Garrett | 1914 |
| Travoskey Garrett | 2013-14 |
| Craig Garrison | 1989-91 |
| George Gartner | 1943 |
| Russell Gary | 1996, 98-00 |
| Billy Gault | 1958-60 |
| Gannon Gaubert | 2023 |
| Chris Gaynor | 2016, 2018 |
| Donald George | 1958-60 |
| Mack George | 1975-76 |
| Wilson George | 1949-51 |
| Chuck Giammalva | 1975-77 |
| Donnie Gibbs | 1965-67 |
| Sonny Gibbs | 1960-62 |
| Merle Gibson | 1944-46 |
| Griffin Gilbert | 2012, 2014 |
| Marcus Gilbert | 1979-82 |
| Deryck Gildon | 2011 |
| Kyle Gillespie | 1939-41 |
| Butch Gilliam | 1965-66 |
| Jimmy Gilmore | 1957-59 |
| Jayhviion Gipson | 2021 |
| Jeff Gladney | 2016-19 |
| Lee Glasgow | 1932 |
| David Glass | 1970 |
| Dale Glasscock | 1959-61 |
| S.S. Glasscock | 1897-99 |
| James Gleaton | 2008 |
| James Glenn | 1951-52 |
| Ole Glover | 1907 |
| Vernon Glover | 2023 |
| John Glud | 2001-03 |
| Marvin Godbolt | 2001-04 |
| Jeff Godley | 1993 |
| Manuel Godwin | 1933-35 |
| Rode Gonzales | 1958 |
| Justo Gonzalez | 1986-87 |
| Dennis Gooch | 1985-88 |
| Rocky Goodman | 1965 |
| Josh Goolsby | 2002-03 |
| Paul Gorman | 1978 |
| Jason Goss | 1999-2002 |
| Leon Gough | 1910 |
| Ryan Graf | 2016 |
| J.R. Graham | 1989-90 |
| Isaiah Graham | 2016-17 |
| Cory Grant | 2007, 09-10 |
| Jimmie Grant | 1927 |
| Jimmy Grant | 1976 |
| Lucas Gravelle | 2017 |
| Antonio Graves | 2011 |
| Jack Graves | 1931-33 |
| Roy Graves | 1917 |
| T. C. Graves | 1910-11 |
| Deante' Gray | 2012-14, 16 |
| Allen Greeman | 1911 |
| Aaron Green | 2013-15 |
| A. D. Green | 1920-23 |
| Derrick Green | 2016 |
| Guy Green | 1897 |
| Harlos Green | 1929-31 |
| Ansel Greer | 1925 |
| David Gregg | 1973 |
| Abe Greines | 1915-16 |
| Clint Gresham | 2007-09 |
| E. A. Gresham | 1965-67 |
| Kelly Griffin | 2007-10 |
| Kolby Griffin | 2013-14 |
| Aaron Griffing | 1913 |
| Austin Griffith | 1928-30 |
| Eddie Grimes | 1977-80 |
| Frankie Grimmatt | 1970-72 |
| Matthew Grimmatt | 2003-05 |
| Hardy Grissom | 1905 |

| | |
|-------------------|---------|
| John Groom | 1955-57 |
| Wilson Groseclose | 1933-35 |
| Beau Gross | 1996-97 |
| Howard Grubbs | 1928-29 |
| Mark Gudczauskas | 2002 |
| Jacques Guillot | 2018 |
| Anthony Gulley | 1982-84 |
| Steve Gunn | 1967-68 |
| Tye Gunn | 2002-05 |
| Nate Guyton | 2017-18 |
| Tyler Guyton | 2021 |

H-H-H-H-H

| | |
|--------------------|-------------|
| Fred Haberstick | 1984-85 |
| Chris Hackett | 2012-14 |
| John Hadaway | 1944 |
| Joel Haden | 1917-19, 21 |
| Carl Hagman | 1945 |
| Clint Hailey | 1986-87 |
| Tony Haire | 1917 |
| Billy Hale | 1943-46 |
| I.B. Hale | 1936-38 |
| Jerry Hale | 1970 |
| Randy Hale | 1968-69 |
| Shadie Hale | 1917 |
| Chet Hall | 1943 |
| Colby D. Hall | 1898-99 |
| Jesse Hall | 1961 |
| Johnny Hall | 1936-38 |
| Keith Hall | 1981-82 |
| Mike Hall | 1966-68 |
| Van Hall | 1941-42 |
| Vernon Hallbeck | 1954-56 |
| Danny Hallmark | 1951-53 |
| Milton Ham | 1958-60 |
| Norman Hamilton | 1954-56 |
| James Hampton | 1940-41 |
| Phil Handler | 1928-29 |
| Travis Hanes | 2016 |
| Kevin Haney | 1978-81 |
| Mike Hanna | 1973-74 |
| Mitchell Hansen | 2020-21 |
| Ken Hanson | 1970 |
| I.C. Harbour | 1904 |
| Josh Harbuck | 2001-02 |
| Paul Harmon | 1996-97 |
| Quentily Harmon | 2003-06 |
| Bill Harp | 1982-83 |
| Baraka Harper | 1990-92 |
| Matt Harper | 1996-97 |
| Bob Harrell | 1935-36, 38 |
| Reggie Harrell | 2002-04 |
| Monroe Harrelson | 1944 |
| Bless Harris | 2024 |
| Don Harris | 1977 |
| Hilton Harris | 2021 |
| James Harris | 1976-78 |
| Larry Harris | 1970-72 |
| Lee Harris | 1970 |
| Marshall Harris | 1957-59 |
| Marshall E. Harris | 1951-53 |
| Marshall K. Harris | 1974, 76-78 |
| Quinton Harris | 2023 |
| R.C. Harris | 1951-53 |
| Scott Harris | 1985-88 |
| Ted Harris | 1967 |
| Wes Harris | 2018-22 |
| Wyatt Harris | 2019-22 |
| Wylie Harris | 1920 |
| Wilbert Harrison | 1934-36 |
| Greg Harriss | 1992 |
| Dan Harston | 1933 |
| Brian Hart | 1988 |
| Mike Harter | 1940-42 |
| Brandon Hartfield | 2016 |
| Frank Hartman | 1977-79 |
| Mike Hartman | 1979-81 |
| John T. Hartness | 1958 |
| John Harville | 1950-52 |
| A.M. Harwood | 1907 |
| Joel Hasley | 2011-12 |
| Brandon Hassell | 2003-04 |
| Froggie Hawes | 1916-17 |
| Frank Hawkins | 1985-88 |
| Wade Hawkins | 1927 |

| | |
|---------------------------|--------------|
| David Hawthorne | 2004-07 |
| Chris Hayes | 2004-05 |
| Garrett Hayes | 2021-23 |
| Andrew Hayes-Stoker | 1999-02 |
| Kenny Hayter | 2002-03 |
| Sherrill Headrick | 1957-58 |
| Billy Hearne | 1942 |
| Shellie Hearran | 1960 |
| Jack Heathcott | 2020 |
| John A. Heatherly | 1969-71 |
| Mike Hebert | 1985-87 |
| Brent Hecht | 2005-06 |
| Richard Hein | 1975-76 |
| Jeff Heinichen | 1973 |
| Jesse Hejny | 2004-05 |
| Avery Helm | 2023 |
| James Helwig | 1970 |
| Brian Henderson | 1996 |
| Bryson Henderson | 2014-15 |
| Gunnar Henderson | 2021-2022 |
| Richard Henderson | 1948 |
| Colvern Henry | 1919 |
| Russell Hensch | 1936-38 |
| Ken Henson | 1962-64 |
| Robert Henson | 2005-08 |
| Bernie Henyon | 1984 |
| C.W. Herman | 1897 |
| Avery Helm | 2023 |
| Gene Hernandez | 1972-74 |
| Nathan Hernandez | 2017 |
| Jack Herring | 1939 |
| John Hetherly | 1969-71 |
| Blake Hickey | 2020-21 |
| Bobby Hickey | 1970 |
| Jimmy Hickey | 1948-50 |
| Anthony Hickman | 1989-92 |
| Brandon Hickman | 1993-94 |
| Antoine Hicks | 2008-11 |
| Kyle Hicks | 2014-17 |
| Morelle Hicks | 1946-49 |
| Devyn Hidrogo | 2024 |
| W. B. Higgins | 1914-15 |
| Rodney Higgs | 1985-88 |
| Jason Higham | 1999-01 |
| Ryan Hightower | 2010 |
| Tre'Vontae Hights | 2016-19 |
| Brooks Hill | 1961 |
| H. Hill | 1918 |
| Joe Hill | 1997, '99-01 |
| Kenny Hill | 2016-17 |
| Paul Hill | 1934 |
| Pete Hill | 1960-61 |
| Ray Hill | 1953-54 |
| William (Loey) Hill | 1949 |
| A.J. Hilliard | 2012 |
| Kenneth Hilliard | 2000-02 |
| Joe Hines | 1981-82 |
| Scott Hines | 1990-91 |
| J.W. (Grassy) Hinton | 1929-31 |
| Lonta Hobbs | 2002-04, 06 |
| Jamoi Hodge | 2020-23 |
| Stephen Hodge | 2005-08 |
| James Hodges | 1969-70 |
| Johnny Hodges | 2022, 2024 |
| Tre'Vius Hodges-Tomlinson | 2019-22 |
| Robert Hogg | 1917 |
| Carlos Holcomb | 1926 |
| Richard Holden | 1960 |
| Jerry Holland | 1956 |
| Phillip Holler | 1991-94 |
| Larry Hollinquest | 1997 |
| Kellton Hollins | 2017-20 |
| Kevin Holmes | 1992-95 |
| Todd Holmes | 1988-89 |
| David Holt | 1968-69 |
| R. Holt | 1897 |
| Solon Holt | 1934-36 |
| Reggie Holts | 2001-02 |
| Bill Honey | 1921-24 |
| Alexander Honig | 2022 |
| Allen Hooker | 1973-75 |
| Geoff Hooker | 2011-14 |
| Charles Hooper | 1914 |
| Hudson Hooper | 2024 |
| Pud Hooser | 1919 |

ALL-TIME LETTERWINNERS

| | |
|------------------|--------------|
| Robert Hoot | 1977-78 |
| Doug Hooten | 1967-68 |
| Josh Hoover | 2023-24 |
| Manvel Hopes | 1992-95 |
| Jeff Hopkins | 1986-88 |
| T.B. Hopkins | 1911 |
| Frank Horak | 1964-66 |
| Ty Horn | 2010-11 |
| Dylan Horton | 2020-22 |
| Durward Horner | 1938-40 |
| Albin Houdek | 1944 |
| Mike Houston | 1989, '91-93 |
| Wil Houston | 2020 |
| Loren Houtchens | 1920-21 |
| Alex Howard | 1906 |
| Randy Howard | 1963-64 |
| Travin Howard | 2014-17 |
| Foster Howell | 1929-32 |
| Stephan Howland | 1985-88 |
| Glen P. Hudgins | 1976 |
| Tom Hudgins | 1945 |
| Cubby Hudler | 1965-67 |
| Shane Hudnall | 2001-02 |
| Jordan Hudson | 2022 |
| Chad Huffman | 2005 |
| Jerry Huffman | 1960-61 |
| Royce Huffman | 1970-72 |
| Royce Huffman II | 1996-99 |
| Jerry Hughes | 2006-09 |
| Ryan Hughes | 2024 |
| Norman Hughes | 1949-51 |
| John Hulse | 1964 |
| Burl Hulsey | 1910 |
| Ray Hummel | 1978 |
| Cole Hunt | 2016-17 |
| Jimmy Hunt | 1947-49 |
| Joey Hunt | 2012-15 |
| Kam Hunt | 1995-98 |
| Reggie Hunt | 1996-99 |
| Te'Vailance Hunt | 2018-20 |
| Chucky Hunter | 2011-14 |
| Corderra Hunter | 2006-09 |
| Hal Hunter | 1912 |
| Gaylon Hyder | 1993-95 |

I-I-I-I

| | |
|------------------------|-----------|
| Alex Ibiloye | 2007-10 |
| Micheal Ibukun-Okeyode | 2023 |
| Buddy Iles | 1958-61 |
| Jason Illian | 1995-98 |
| Kenny Iloka | 2014, '16 |
| Darius Ingram | 2005-07 |
| Guy Inman | 1897 |
| Michael Isaac | 1958-61 |
| Michael Isaac | 1977-79 |
| Rich Isel | 1974-75 |
| Ray Issahaku | 2015-18 |
| Cordel Iwuagwu | 2016-19 |

J-J-J-J

| | |
|-----------------|--------------|
| Lindsey Jacks | 1921-24 |
| Cedric Jackson | 1988-90 |
| Charlie Jackson | 1946, '48-50 |
| Chase Jackson | 2022-23 |
| Don Jackson | 1960-61 |
| G.P. Jackson | 1920 |
| Marcus Jackson | 2006-09 |
| Michael Jackson | 1989-92 |
| Ralph Jackson | 1982 |
| Ransom Jackson | 1944 |
| Sadd Jackson | 1990-93 |
| Sam Jackson | 2022 |
| Travis Jackson | 2024 |
| William Jackson | 2004-07 |
| Zach Jackson | 2013 |
| Henry Jacot | 1980 |
| Steve Jamail | 1965-67 |
| Braylon James | 2024 |
| Cedric James | 1997-00 |
| Detrick James | 2005-06 |
| LeMareon James | 2024 |
| Royal James | 1943 |
| Terence James | 2003-04 |
| Tony James | 2015-18 |
| Waymon James | 2010-11, 13 |

| | |
|-------------------|------------|
| Michael Janak | 1993-96 |
| Chris Jeffery | 1995 |
| Tony Jeffery | 1984-87 |
| Keontae Jenkins | 2020-21 |
| Patrick Jenkins | 2020-21 |
| Ron Jiles | 1986-89 |
| Matt Joeckel | 2014 |
| Akili Johnson | 1996 |
| Bart Johnson | 2007-10 |
| Brandon Johnson | 2001-03 |
| Chase Johnson | 2001-04 |
| Darryl Johnson | 1995 |
| David Johnson | 1982 |
| David Johnson | 2011-12 |
| Denzel Johnson | 2013-16 |
| Devin Johnson | 2011 |
| Dominique Johnson | 2024 |
| Doyle Johnson | 1964-66 |
| Ed Johnson | 2002 |
| Fred Johnson | 1993 |
| Joe Johnson | 1985-86 |
| Jamel Johnson | 2023-24 |
| Jawuan Johnson | 2018 |
| Lawrence Johnson | 1981 |
| Mike Johnson | 1980-81 |
| Tejay Johnson | 2007-10 |
| Trevorris Johnson | 2014-16 |
| Dale Johnston | 1966-67 |
| Quentin Johnston | 2020-22 |
| Billy Jones | 1983-86 |
| Bird Jones | 1999-00 |
| Bobby Jones | 1991 |
| Black Jones | 2023 |
| Buck Jones | 2013-15 |
| Calvin Jones | 1990-93 |
| Charles Jones | 1997 |
| Colin Jones | 2007-10 |
| Dalton Jones | 2012 |
| Dan Jones | 1963-65 |
| Dillon Jones | 2023-19 |
| Dub Jones | 1905 |
| Glen Jones | 1951-52 |
| Gregg Jones | 1985-87 |
| H. Jones | 1918 |
| Jimmy Jones | 1945 |
| Jonathan Jones | 2008-11 |
| Lenoy Jones | 1992-95 |
| Lorenzo Jones | 2005 |
| Paul Jones | 1982-84 |
| Reuben Jones | 1980-82 |
| Trevius Jones | 2010, 2012 |
| Austin Jordan | 2024 |
| Bob Jordan | 1937 |
| Dylan Jordan | 2020 |
| Robert Jordan | 1934 |
| Charles Joslin | 1945-48 |
| Chris Judge | 1976-79 |
| Keith Judy | 1974-75 |
| Steve Judy | 1969-71 |

K-K-K-K

| | |
|-----------------|---------|
| Josh Karlin | 2006-07 |
| Danny Kasper | 1975-77 |
| Garrett Kaufman | 2017 |
| Chris Kaylakie | 1998-00 |
| Mike Keathley | 1997-00 |
| Frank Kee | 2014 |
| Griffin Kell | 2019-23 |
| Tracey Kellow | 1933-35 |
| Jason Kelly | 1992-94 |
| Anson Kelton | 2008-11 |
| Robert Kemp | 1977 |
| James Kennedy | 1987 |
| Enis Kerlee | 1938-40 |
| Jeremy Kerley | 2007-10 |
| Bill Kerr | 1924 |
| Matthew Kerr | 2022-23 |
| Jared Kesler | 2004-05 |
| Calvin Kiker | 1917 |
| Carlton Kile | 1977 |
| Kyle Killough | 1976-77 |
| Harold Kilman | 1947-49 |
| Chris Kim | 2012 |
| Bill Kinder | 1977 |
| Derrick Kindred | 2012-15 |

| | |
|--------------------|--------------|
| Billy King | 1996 |
| Bryan King | 1973-75 |
| David King | 1992-95 |
| Doug King | 1975-76 |
| Shawn King | 1980 |
| Gerald Kirby | 1968-70 |
| Jake Kirkpatrick | 2007-10 |
| Johnny Kitchen | 1932-33 |
| David Kline | 1966 |
| Forrest Kline | 1936-38 |
| George Kline | 1933-35 |
| Max Knake | 1992-95 |
| H.H. Knight | 1904-07 |
| Carl Knox | 1946-47 |
| H.C. Knox | 1952 |
| Walter Knox | 1922 |
| Carl Koch | 1945-47 |
| Bram Kohlhausen | 2014-15 |
| Jon Koontz | 2011-13 |
| Alexander Kornegay | 1915-16 |
| James Koshakji | 2022 |
| Hunter Krepp | 2023 |
| Frank Kring | 1939-41 |
| Mark Krug | 1974-75, '77 |
| Joe Kucera | 1944 |
| Kyle Kummer | 2004-05 |
| Troy Kunkel | 2000 |
| La Juan Kyles | 1988-90 |

L-L-L-L

| | |
|---------------------|-------------|
| Mark Labhart | 1977-78 |
| Raymone Lacey | 1997-98 |
| Lane Ladewig | 1966-67 |
| Shane Ladewig | 1997-00 |
| Dale Ladner | 1971-73 |
| Jim Ladner | 1994 |
| Rick LaFavers | 1992-95 |
| Danny Lamb | 1968-69 |
| Duke Lamb | 1992-93 |
| Blake Lambert | 1978 |
| Hal Lambert | 1951-53 |
| Standard Lambert | 1929-31 |
| Luke Laminack | 2022 |
| Tom Lamonica | 1908-10 |
| Steve Landon | 1965-67 |
| Jack Langdon | 1932-34 |
| John Lanz | 2020-23 |
| Roy (Brick) Largent | 1921 |
| Albert Lasater | 1957 |
| Marvin Lasater | 1957-59 |
| Dick Laswell | 1954-55 |
| Ed Laswell | 1984-85 |
| Joe Laterza | 2022-23 |
| Terrell Lathan | 2012-15 |
| Henry G. Lavender | 1910-12 |
| Jimmy Lawrence | 1933-35 |
| Quinton Lawrence | 1943 |
| Joey Lawson | 1969 |
| Tevin Lawson | 2013-15 |
| Alan Layne | 1973-74 |
| George Layne | 1976 |
| George Layne | 1998-00 |
| Owen Lease | 1943 |
| Clarence Leatch | 2008-10 |
| Lonny Leatherman | 1958 |
| Robert Lee | 1969 |
| Chris Leiss | 1980 |
| Cy Leland | 1928-30 |
| Tim Lemear | 1986 |
| Kyle Lemmermann | 2024 |
| Darrell G. Lester | 1933-35 |
| Darrell R. Lester | 1964 |
| Forrest Levy | 1920, 23-25 |
| Adrian Lewis | 1999-00 |
| Allen Lewis | 1999-00 |
| Champ Lewis | 2023 |
| David Lewis | 1991 |
| Jon Lewis | 2011-13 |
| Julius Lewis | 2015-19 |
| Ken Lewis | 2002, 04-06 |
| Ron Lewis | 1985-88 |
| Thomas Lewis | 1991 |
| Larry Lilly | 1966 |
| Bob Lilly | 1958-60 |
| Abe Lincoln | 1947 |

| | |
|-------------------|-------------|
| Matty Lindner | 2005-07 |
| Jack Lindsey | 1924 |
| Luke Lingard | 2022-24 |
| Larry Linger | 1973-74 |
| Conner Lingren | 2023-24 |
| Aubrey Linne | 1935-36 |
| Aubrey Linne, Jr. | 1958-60 |
| Bryon Linwood | 1981-84 |
| Dick Lipscomb | 1946 |
| Garland Littles | 1984, 86-87 |
| Ronnie Littleton | 1972-75 |
| Paul Llewellyn | 1986-88 |
| Billy Lloyd | 1966-68 |
| Paul Lockman | 1917 |
| Peter LoCoco | 2004-06 |
| Doug Loeser | 1996-97 |
| Ernest Long | 1923-24 |
| Don Looney | 1937-39 |
| Keith Loosier | 1985 |
| Jasper Lott | 2022-23 |
| Darryl Lowe | 1975-76 |
| Dick Lowe | 1947, 49-50 |
| Buddy Lucas | 1959-60 |
| Jim Lucas | 1943, 46-47 |
| Homer Ludiker | 1948-50 |
| Craig Lund | 1974 |
| Mike Luttrell | 1972-74 |
| Tyler Luttrell | 2008-10 |
| Robert Lyles | 1980-83 |
| Artayvious Lynn | 2017-20 |

M-M-M-M

| | |
|---------------------|-------------|
| Michael MacCrory | 2014 |
| Christian MacDonald | 2021-2022 |
| Marvin Macicek | 1962-63 |
| Roy Mack | 1923 |
| Roland Maclin | 1952 |
| Duff Maddox | 1973-74 |
| Adrian Madise | 2001-02 |
| Ricky Madison | 2000-03 |
| J.M. Magill | 1917 |
| Tom Magoffin | 1961-63 |
| Terrance Maiden | 1997-00 |
| Timothy Maiden | 1997-00 |
| Marcus Mallet | 2011-14 |
| Doyle Malone | 1947-49 |
| Flander Malone | 2002-04 |
| Jeff Malonson | 1990 |
| James Maness | 1981-84 |
| Chris Manfredini | 2005-07 |
| Robert Mangum | 1961-63 |
| Talden Manton | 1933-35 |
| Stansly Maponga | 2010-12 |
| Red Marable | 1947-50 |
| Zach Marcheselli | 2020-23 |
| Rodney Marek | 1966 |
| Vernon Marlar | 1966-69 |
| Tyler Marrou | 2007-08 |
| John Marsh | 1989-91 |
| Bill Marshall | 1943 |
| Kent Marshall | 1971-73 |
| Arve Martin | 1958-60 |
| Jesse Martin | 1914-15, 17 |
| Mikyha Martin | 1992-95 |
| Othol (Abe) Martin | 1928-30 |
| Ralph Martin | 1915-17 |
| Ryan Martin | 2019 |
| W.A. Martin | 1904-06 |
| Wayne Martin | 1950-52 |
| Gary Martinec | 1969-71 |
| Stansly Maponga | 2010 |
| Jesse Mason | 1944-45 |
| Donald Massey | 2005-07 |
| Hugh Massey | 1967 |
| William Massie | 1907-10 |
| Corey Masters | 1994-97 |
| Ochaun Mathis | 2019-21 |
| Willie Mathis | 1949-50 |
| Brent Maticcik | 2020-24 |
| Bill Mattern | 1951 |
| Eddie Matthews | 1968-69 |
| Rags Matthews | 1925-27 |
| Ruby Matthews | 1960-62 |
| Tyler Matthews | 2013 |
| Steve Mauch | 1974 |

ALL-TIME LETTERWINNERS

| | |
|---------------------|----------------|
| Dwayne May | 1982-83 |
| Gene Mayes | 1966-68 |
| Robbie Mayfield | 1967-68 |
| Mason Mayne | 1935-37 |
| Oscar Mayo | 1919 |
| Eric McAlister | 2024 |
| Jimmy McAteer | 1961-63 |
| Roger McAuley | 1948-49 |
| Scott McCall | 1934-36 |
| Chad McCarty | 1998-01 |
| Chance McCarty | 1993, 95-97 |
| Cody McCarty | 2001-04 |
| Nate McCashland | 2024 |
| Lacy McClanahan | 1935, 37-38 |
| John McClean | 1978-81 |
| Claude McClellan | 1897 |
| J. V. McClintic | 1897 |
| Harold McClure | 1934-36 |
| Bob McCollum | 1941-42 |
| Fred McConnell | 1925-26 |
| W.E. McConnell | 1921-24 |
| Carlton McCormack | 1950-52 |
| Ralph McCormick | 1910 |
| Greg McCoy | 2008-11 |
| Deshawn McCuin | 2020-22 |
| Ray McCulloch | 1929-30 |
| Joe McCullom | 1912 |
| Jay McCullough | 1905 |
| Jay McCullough | 1954-56 |
| David McDaniel | 1967-68 |
| Otis McDaniel | 2005 |
| Casey McDermott Vai | 2016, '18 |
| Cooper McDonald | 2024 |
| LaMarcus McDonald | 2000-02 |
| Mark McDowell | 1968 |
| Bobby McEachern | 1951-52 |
| Lawrence McElroy | 1961-63 |
| Caden McFadden | 2024 |
| Bobby McFarland | 1950-51 |
| Bose McFarland | 1920 |
| James McFarland | 2012-14, '16 |
| J.P. McFarland | 1995-96 |
| Mark McFarland | 1983 |
| Dennis McGehee | 1973-75 |
| James A. McGehee | 1944 |
| David McGinnis | 1970-72 |
| Jevon McIver | 2024 |
| Otis McKelvey | 1946-49 |
| Mike McKendrick | 1975 |
| Anthony McKinney | 2018-19 |
| Doug McKinnon | 1969-71 |
| Scott McKinnon | 1989-91 |
| Charles McKissick | 1967 |
| Ewell McKnight | 1914 |
| Jim McKown | 1913 |
| Ray McKown | 1951-53 |
| Mike McLeod | 1974-76 |
| Scott McLeod | 1992-93 |
| James McMath | 1975-76 |
| Jaionte McMillan | 2021-23 |
| Coy McMillon | 2018-21 |
| Ron McMillon | 1966 |
| Joe McNamara | 1913-15 |
| Jim McNiel | 1971, 73-74 |
| Kyle McPherson | 1990-93 |
| David McSpadden | 1957-59 |
| Joel McVea | 1980-81 |
| Charles McWilliams | 1992-95 |
| Johnny McWilliams | 1973-74 |
| Robert McWright | 1988-89 |
| Frank Medanich | 1941 |
| John Medanich | 1950-51 |
| Caleb Medford | 2021-2022 |
| NiJeel Meeking | 2018 |
| Amos Melton | 1927 |
| Chico Mendoza | 1956-57 |
| Dominic Merka | 2012-15 |
| Robert Merrill | 2003-05 |
| Wayne Merritt | 1967-69 |
| Bubba Meyer | 1957-60 |
| Dutch Meyer | 1916-17, 20-21 |
| L.D. Meyer | 1934-36 |
| John Meyers | 1968-69 |
| Wallace Meyers | 1931 |
| Anthony Mican | 1975 |

| | |
|--------------------|---------------|
| Boyd Milby | 1991-94 |
| Dugan Miligan | 1959-60 |
| Bryan Miller | 1917-18 |
| Clyde Miller | 1914 |
| Jerry Miller | 1967-69 |
| Kendre Miller | 2020-22 |
| Kenneth Miller | 1956-57 |
| Preston Miller | 2014, '16 |
| Virgil Miller | 1954-57 |
| Wren Miller | 1983-85 |
| Jeff Millican | 1997-00 |
| Gray Mills | 1961-63 |
| Sean Millsap | 1985-86 |
| Jozie Milton | 2016 |
| Michael Milton | 1976-77 |
| Ed Minter | 1981-82 |
| Soni Misi | 2020-23 |
| George Mitcham | 1945 |
| Basil Mitchell | 1995-98 |
| Breylin Mitchell | 2015 |
| Charles Mitchell | 1967-69 |
| Hodges Mitchell | 1970 |
| John Mitchell | 1955-57 |
| Tymon Mitchell | 2022-24 |
| Curtis Modkins | 1989-92 |
| Jeremy Modkins | 2002-05 |
| Gerry Modzelewski | 1975-76 |
| Trevon Moehrig | 2018-20 |
| Joe Moffett | 1957-59 |
| Alex Molina | 1990-91 |
| Beecher Montgomery | 1940-42 |
| Giles Montgomery | 2005-08 |
| Jim Montgomery | 1970 |
| John Montgomery | 1898 |
| Paul Montgomery | 1985-86 |
| Ross Montgomery | 1966-68 |
| Vic Montgomery | 1934-36 |
| Kevin Moody | 1978-79 |
| John Moon | 1990 |
| Chuck Mooney | 1987-90 |
| Caylin Moore | 2016 |
| Clovis Moore | 1899-1903 |
| Cody Moore | 2005-08 |
| Derek Moore | 2005-07 |
| Greg Moore | 1986-89 |
| Jordan Moore | 2012-14 |
| Kenneth Moore | 1928-29 |
| Matt Moore | 1994-95 |
| Robert Moore | 1899 |
| Robert Moore | 1928-29 |
| Tavarus Moore | 1995-98 |
| William Moore | 1899 |
| Zack Moore | 2002 |
| Bill Moorman | 1947-50 |
| Bob Moorman | 1947-50 |
| Tommy Moorman | 1951 |
| Ted More | 2000 |
| Harry Moreland | 1958-60 |
| Toby Morey | 1989-90 |
| Cecil Morgan | 1927-28 |
| Jon Morgan | 2001-03 |
| Steve Morman | 1977 |
| Norman Morrill | 1943-45 |
| Chandler Morris | 2021-2023 |
| J.C. Morris | 1979-82 |
| Patrick Morris | 2013, 2015-17 |
| Lynn Morrison | 1960-63 |
| Guy Morriss | 1970-72 |
| Sammy Morrow | 1951-53 |
| Jody Morse | 1989-92 |
| Cody Mortensen | 1995-98 |
| John Morton | 1949-50 |
| Gene Moser | 1972-74 |
| Ian Moser | 2014 |
| Baron Mosley | 1977-80 |
| Daron Mosley | 1977-80 |
| Torrance Mosley | 2014-15 |
| Bob Moss | 1940-41 |
| Stanley Moss | 2001-03 |
| Darrell Mott | 1962-64 |
| Mike Moulton | 1991-94 |
| Tom Mraz | 1973 |
| Harold Muckleroy | 1971-72 |
| Grayson Muehlstein | 2017-18 |
| Harry Mullins | 1944-45 |

| | |
|-----------------|--------------|
| Marvin Mullins | 1995-96 |
| Cliff Murphy | 2012-14 |
| G. Ramon Murphy | 1953-54 |
| Bobby Murray | 1958 |
| A.J. Muse | 1904-05, '07 |
| Jon Muther | 2001 |
| Austin Myers | 2017-20 |
| Wallace Myers | 1931-33 |
| Lloyd Mynatt | 1960-62 |

N-N-N-N

| | |
|-------------------|--------------|
| Brandon Najarian | 1993-94 |
| Jamelle Naff | 2013-15 |
| Don Narrell | 1947-49 |
| Steve Nash | 1990-91 |
| Jim Nayfa | 1964-66 |
| Orville Neal | 1955-56 |
| Charlie Needham | 1935-36 |
| Billy Neel | 1974-75 |
| Don Neely | 1967-68 |
| Gordon Nees | 1966 |
| Bobby Nelson | 1964-66 |
| Conway Nelson | 1950 |
| John Nelson | 1914-16 |
| Orlon Nelson | 1964-66 |
| Tom Nelson | 1945 |
| Jake Neufeld | 2021 |
| Jamison Newby | 2003-06 |
| Jon Newby | 1989 |
| Marshall Newhouse | 2006-09 |
| Biss Newman | 1919 |
| Lee Newman | 1985-88 |
| Falanda Newton | 1985-88 |
| Josh Newton | 2022-23 |
| Kelvin Newton | 1977-80 |
| Ray Newton | 1945 |
| Lucas Niang | 2016-19 |
| John Nichols | 1968-69, '71 |
| John L. Nichols | 1980 |
| Michael Nichols | 2021-24 |
| Ava Nicholson | 1923-24 |
| Ron Nickelson | 1985 |
| John Nikkel | 1955-57 |
| Henry Niutei | 2009 |
| Ben Nix | 1961-62 |
| Emery Nix | 1941-42 |
| Fred Nix | 1966-68 |
| Kent Nix | 1962-64 |
| Palmer Nix | 2022 |
| Scott Nix | 1978 |
| WC Nix | 1985-86 |
| Ronnie Nixon | 1964-66 |
| Shaun Nixon | 2015, '17 |
| Mike Noack | 1989-92 |
| Ollie Norris | 1983 |
| Joseph Noteboom | 2014-17 |
| Blake Nowell | 2021-24 |
| Cole Novak | 2016, '18 |
| Adam Nunez | 2016-18 |

O-O-O-O

| | |
|------------------|--------------|
| Jaden Oberkrom | 2012-15 |
| Namdi Obiazor | 2022-24 |
| Davey O'Brien | 1936-38 |
| Kelly O'Connor | 2001 |
| Scott O'Glee | 1974-76 |
| Corry O'Meally | 2014-15 |
| J.C. O'Neal | 1942-45 |
| Fred Obenchain | 1904 |
| Zimbalist Odhams | 2022 |
| Jack Odle | 1938-40 |
| Roland Ogan | 1919, '21-22 |
| John Oglesby | 1992-93 |
| Frank Oglevie | 1916 |
| E.G. Ohnsorg | 1921 |
| Peter Okonofua | 2014 |
| Elisha Olabode | 2010-13 |
| Bernard Oldham | 1995-96 |
| Rudy Oliveira | 1992 |
| Billy Oliver | 1983-84 |
| Jaise Oliver | 2024 |
| Jimmy Oliver | 1991-94 |
| Red Oliver | 1930-32 |
| William Oliver | 2005 |
| Jeff Olson | 2009-11 |

| | |
|-------------------|---------|
| Sewo Olonilua | 2016-19 |
| Michael Onyemaobi | 2021 |
| Matt Orlovsky | 2001-02 |
| Nick Orr | 2014-17 |
| Todd Orsak | 1989-90 |
| Antonio Ortiz | 2018-21 |
| Chase Ortiz | 2005-07 |
| NaNa Osafa-Mensah | 2024 |
| Connor Osborne | 2016 |
| Oran Osburn | 1912 |
| John Ott | 1972-73 |
| Billy Overshown | 2004 |
| Charlie Owens | 1999-01 |
| Chester Owens | 1945 |
| Joe Owens | 1961-63 |
| Marion Owens | 1945 |
| Paul Oyewale | 2023 |
| James Ozee | 1955-57 |
| Ken Ozee | 1982-85 |

P-P-P-P

| | |
|---------------------------|--------------|
| Steve Page | 1981-84 |
| Casey Pachall | 2010-13 |
| Bill Palmer | 1927 |
| Derrell Palmer | 1940-42 |
| Tommy Palmer | 1986-89 |
| Matt Panfil | 2005-08 |
| Luke Parde | 2021-23 |
| Luther Parker | 1911-13 |
| Ronald Parker | 1974-75 |
| Ben Parks | 1918 |
| Hubert Parrett | 1950-51 |
| Lowell Parrish | 1927 |
| Willis Patrick | 2023 |
| Cale Patterson | 2012 |
| Darrell Patterson | 1979-82 |
| Gary Patterson | 1973-74, '76 |
| Kendrick Patterson | 1997-99, '01 |
| Martin Patterson | 2001-04 |
| Rahmaan Patterson | 2013-14 |
| Steve Patterson | 1971-73 |
| Clifton Patton | 1942 |
| Jeremy Payne | 2024 |
| Victor Payne | 1998-01 |
| Marvin Pearson | 2004-05 |
| Ryan Pearson | 2002-05 |
| Lee Peebles | 1926 |
| Paul Peebles | 1957-59 |
| Larry Peel | 1966 |
| Mark Penson | 1993-94 |
| Chris Peoples | 2001-03 |
| Ronnie Peoples | 1970-72 |
| Cy Perkins | 1931-33 |
| D'Arco Perkins-McAllister | 2021-22 |
| Noah C. Perkins | 1906-08 |
| Ethan Perry | 2012-15 |
| Larry Perry | 1963-65 |
| Mark Perry | 2022-23 |
| Stanley Petry | 1985-88 |
| Andre Petties-Wilson | 2015 |
| S.L. Phelps | 1932 |
| Bill Phillips | 1960-61 |
| Jason Phillips | 2005-08 |
| Preston Phillips | 2006-08 |
| Preston Phillips | 1964 |
| Tracy Philyaw | 1980 |
| Joseph Phipps | 1995-98 |
| Max Pierce | 1958-60 |
| Davion Pierson | 2012-15 |
| Alan Pike | 1946-47 |
| Chris Piland | 1992-95 |
| Charlie Pillow | 1969 |
| Ray Pinion | 1959-61 |
| Roy Pitcock | 1949-51 |
| Wayne Pitcock | 1946-47 |
| Andy Pitts | 1983-86 |
| Hugh Pitts | 1953-55 |
| Hugh Pitts, Jr. | 1980 |
| Paul Pitts | 1957-58 |
| Adam Plant, Jr. | 2019 |
| Bobby Plummer | 1959-61 |
| Harold Pollard | 1954-56 |
| Robert Pollard | 2000-03 |
| Jason Pohl | 1994 |
| Lou Porch | 1997-98 |

ALL-TIME LETTERWINNERS

| | |
|-------------------|--------------|
| Ashby Porter | 1993-96 |
| David Porter | 2011-14 |
| Emanuel Porter | 2014-17 |
| Greg Porter | 1978-81 |
| Jacob Porter | 2023 |
| Ralph Porter | 1942 |
| William J. Porter | 1964-66 |
| Kenny Post | 1965-67 |
| Freddie Pouncy | 1971 |
| Jamal Powell | 2000-02 |
| James Power | 2013-14 |
| Cooper Powers | 2024 |
| Dicky Powers | 1973-74 |
| Jack Powers | 2020-21 |
| John Prater | 1977-78 |
| James Prather | 1990 |
| Jim Pratt | 1937-38 |
| John Preston | 1980-81 |
| James Price | 1975-77 |
| Bud Priddy | 1960-62 |
| Merlin Priddy | 1957-59 |
| Rafael Priest | 2006-09 |
| Bobby Prince | 1959-60 |
| Casey Printers | 1999-01 |
| Heine Prinzing | 1917 |
| Randy Pritchett | 1969 |
| Frank Pruett | 1897 |
| Madison Pruitt | 1930-32 |
| Matt Pryor | 2014-17 |
| Vincent Pryor | 1991-94 |
| Chad Pugh | 2000-03 |
| Leonard Pugh | 1940-41 |
| Tim Pulliam | 1973-75 |
| Saul Pullman | 1958 |
| Chad Purcell | 1999-00 |
| Rusty Putt | 1970, '72-73 |
| John W. Pyburn | 1906-09 |
| Louis Pyle | 1966 |

Q-Q-Q-Q-Q

| | |
|----------------|---------|
| Jim Quinn | 1974-76 |
| Ryan Quintanar | 2022-23 |

R-R-R-R-R

| | |
|--------------------|--------------|
| Sammy Rabb | 1967-69 |
| Heath Raetz | 2008 |
| Roy Lee Rambo | 1958-59 |
| Sam Ramirez | 1983 |
| Jack Ramsay | 1951-52 |
| Bill Ramsey | 1940-41 |
| Otis Ramsey | 1914-15 |
| Tony Rand | 1989-92 |
| Bill Randolph | 1946 |
| David Rascoe | 1985-88 |
| C.T. (Blue) Rattan | 1905-09 |
| Raiford Rattan | 1989-91 |
| Wm. V. Rattan | 1909-10, '12 |
| Beau Rawlins | 1991-93 |
| Jack Ray | 1951-52 |
| James J. Ray | 1898-99 |
| James Ray | 1967-69 |
| Lee Ray | 1974 |
| Luke Ray | 1912-13 |
| Nathan Ray | 1970-71 |
| Ranorris Ray | 2002-05 |
| Ruben Ray | 1976-77 |
| Deshawn Raymond | 2015 |
| Curtis Raymond | 2022-23 |
| Shae Reagan | 2006-08 |
| Jalen Reagor | 2017-19 |
| Jack Reding | 1958-59 |
| Keenan Reed | 2017-19 |
| Steve Reed | 1991-92 |
| Tom Reed | 1901 |
| Crawford Reeder | 1913-14 |
| Michael Reeder | 1994-97 |
| Earl Reeves | 1976 |
| Harvey Reeves | 1962-64 |
| Norman Reeves | 1960 |
| Charlie Reid | 2014-17 |
| Ivor Reid | 1928 |
| Mark Renfro | 1976 |
| Mike Renfro | 1974-77 |
| Ben Reppenhagen | 2021-23 |
| Jackie Resch | 1978 |

| | |
|--------------------|---------|
| Jared Retkofsky | 2004-06 |
| Dave Rettig | 1962-64 |
| Deryl Reynolds | 2020-21 |
| Fain Reynolds | 1927-28 |
| Felix Reynolds | 1927 |
| Jordy Reynolds | 1988-89 |
| Raymond Rhodes | 1970 |
| Donald R. Richard | 1978-81 |
| John Richards | 1964-66 |
| Bobby Richardson | 1977-80 |
| Craig Richardson | 1978-79 |
| Toby Richardson | 1988 |
| JP Richardson | 2023-24 |
| Bob Richey | 1971 |
| Nic Richmond | 2006-09 |
| William Riley | 1967-69 |
| Karson Ringdahl | 2019 |
| Jason Ritchmond | 1991-93 |
| Aubel Riter | 1909 |
| Claude Roach | 1952-53 |
| David Roach | 2004-07 |
| Nathan Roach | 2000-01 |
| Phil Roach | 1939-41 |
| Rollin Roach | 1924 |
| Walter Roach | 1934-36 |
| William Roach | 1957-59 |
| Joe Robb | 1956-58 |
| Barret Robbins | 1991-94 |
| Clyde Roberson | 1928-30 |
| Allen Roberts | 1977 |
| B.J. Roberts | 1998-01 |
| Glen Roberts | 1934-36 |
| Graham Roberts | 1943 |
| Rex Roberts | 1989 |
| Wesley Roberts | 1976-79 |
| Dana Robinson | 1995-96 |
| Ed Robinson | 1971-73 |
| Marshall Robinson | 1951-53 |
| Shawn Robinson | 2017-18 |
| Morris Robison | 1908 |
| Jaylon Robinson | 2023 |
| Robert Rochester | 2022-23 |
| Cory Rodgers | 2003-05 |
| Charles Rogers | 1950-52 |
| DJ Rodgers | 2022-24 |
| Glynn Rogers | 1935-37 |
| Randy Rogers | 1944-48 |
| Wayne Rogers | 1947-49 |
| Curtis Rollins | 1957 |
| Henry Rose | 1944-46 |
| Justin Rose | 2011 |
| Michael Rosner | 2009 |
| Zack Roth | 2010 |
| Ricky Rougely | 1985-86 |
| Homer Rowe | 1902 |
| Justin Rowland | 1958-59 |
| Allen Rowson | 1920 |
| Tyrone Roy | 1992-95 |
| Marvin Ruchti | 1976 |
| Kenneth Ruelas | 2006 |
| Bob Ruff | 1944-45 |
| Carl Rush | 1976 |
| Vernon Russell | 2005-06 |
| Scottie Rutherford | 1918-19 |
| John Ruthstrom | 1968-70 |
| Sam Rutledge | 1897 |
| Joe Ryan | 1945 |
| Raleigh Ryan | 1920-21 |
| Hayes Rydel | 1994-95 |

S-S-S-S-S

| | |
|------------------|-------------|
| Billy Sadler | 1971-72 |
| Dan Salkeld | 1930-32 |
| Everett Salley | 1954-55 |
| Jerry Salley | 1956-57 |
| Mike Salvage | 2005 |
| Bobby Sanders | 1962-64 |
| Ikey Sanders | 1918 |
| Laderice Sanders | 2012 |
| Nick Sanders | 2006-09 |
| Russ Sanders | 1997-98 |
| Trey Sanders | 2023 |
| Tyrone Sanders | 2000-03 |
| Jordy Sandy | 2019-23 |
| Don Sanford | 1953, 55-56 |

| | |
|--------------------|-----------------|
| Steve Sanford | 1970 |
| Jeff Santos | 1997 |
| John Saunders | 1978 |
| Tony Savino | 2006-07 |
| Foster Sawyer | 2015-16 |
| Luther Scarborough | 1925-26 |
| Mike Scarborough | 1998-99 |
| Tim Schade | 1991 |
| Eric Schautteet | 2004 |
| Austin Scheets | 2023 |
| Chris Schirmer | 1982-83 |
| Ryan Schlenger | 2003-05 |
| Austin Schlottman | 2014-17 |
| Blake Schlueter | 2005-08 |
| Bubba Schmid | 1945 |
| Aaron Schobel | 1997-00 |
| Bo Schobel | 2000, '02-03 |
| Bob Schobel | 1969-71 |
| Matt Schobel | 1999-2001 |
| Darren Schultz | 1990-92 |
| Anthony Sciaraffa | 1982-84 |
| Bennie Scott | 1990-91 |
| Chris Scott | 2009, 11 |
| Danny Scott | 1973-74 |
| Drew Scott | 2022-23 |
| E. U. Scott | 1907-08 |
| Ken Scott | 1950-51 |
| Vernon Scott | 2016-18 |
| Ken Seals | 2024 |
| Joe Segulja | 1974-76 |
| Riley Self | 2022-23 |
| Perry Senn | 1972-73 |
| P.D. Shabay | 1965-67 |
| Paul Shabay | 1987-88 |
| Jack Shackelford | 1930-32 |
| Terry Shackelford | 1967-69 |
| Doug Shanks | 1997, '99 |
| Dan Sharp | 1983-84 |
| M.R. Sharp | 1897 |
| Tommy Sharp | 1984-87 |
| Harold Sharpe | 1917 |
| Kevin Sharples | 2009-10 |
| Chris Shaw | 1985-86 |
| Marcus Shaw | 2000 |
| Paul Shearer | 1977 |
| Rick Shetty | 1966-68 |
| Young Sheffield | 1956 |
| Tommy Shehan | 1982-85 |
| Daniel Shelley | 2010-12 |
| Buster Shelton | 1993 |
| Joe Sherrell | 1965-66 |
| Bobby Sherrod | 1938-40 |
| Johnny Sherrod | 1944-45 |
| Stephen Shipley | 1989-92 |
| W. M. Shirley | 1921-23 |
| Luke Shivers | 2008-11 |
| Jim Shofner | 1955-57 |
| Fred Shook | 1938-39 |
| Bernard Short | 1944 |
| Garland Short | 1979-82 |
| Wade Shumate | 1899-03 |
| Kurt Shunkey | 1979-80 |
| Bill Sikes | 1952-53 |
| Butch Silvey | 1970-72 |
| Tracy Simien | 1985-88 |
| Berl Simmons | 1971-73 |
| Markell Simmons | 2016-18 |
| Paul Simmons | 1993 |
| Stephen Simmons | 2001, '04 |
| Torrie Simmons | 1996-97 |
| Shane Sims | 2002-05 |
| Dave Singletary | 1918 |
| Wade Sisk | 2005-06 |
| Adon Sitra | 1964-66 |
| Ty Slanina | 2013-14, '16-17 |
| Jack Sledge | 1957-59 |
| Logan Sligar | 2009-10 |
| Cody Slinkard | 1997-00 |
| Drummond Slover | 1940-42 |
| Niko Small | 2015-18 |
| Al Smith | 1987 |
| Allanda Smith | 1981-83 |
| Billy Joe Smith | 1945 |
| Bobby Smith | 1963-64 |
| Brad Smith | 1985-86 |

| | |
|---------------------|-----------------|
| Brad Smith | 1989-92 |
| Cameron Smith | 2024 |
| Charles Smith | 1899 |
| Chris Smith | 2006-09 |
| Coke Smith | 1973-74 |
| David Smith | 1964-66 |
| Derek Smith | 1980 |
| Dick Smith | 1943 |
| Don Smith | 1961-63 |
| Don L. Smith | 1932-33 |
| Don L. Smith, Jr. | 1961-63 |
| Herman Smith | 1944-46 |
| James Smith | 1964-66 |
| John Smith | 1942 |
| Martinez Smith | 1977 |
| Paul Smith | 1940 |
| Paul Smith | 1965-67 |
| Paul Smith | 1968-69 |
| Ray Smith | 1919 |
| Robert Smith | 1992-94 |
| Romeo Smith | 1984-88 |
| Ted Smith | 1899 |
| Jared Smitherman | 2001-02 |
| Kenedy Snell | 2017 |
| Billy Snow | 1964 |
| Paul Snow | 1930-31 |
| Paul Snow | 1937-38 |
| Jonathan Song | 2017-19 |
| Gary Spann | 1981-84 |
| Connie Sparks | 1938-40 |
| Earle Sparks | 1897 |
| Jon Sparks | 1970 |
| Nolan Sparks | 1940-41 |
| Larry Speake | 1969-71 |
| Blanford Spearman | 1930-32 |
| Jerry Spearman | 1961 |
| Andre Spencer | 1987-88 |
| JD Spielman | 2020-21 |
| Houston Spikes | 1917 |
| Jack Spikes | 1957-59 |
| Red Spillar | 1918-20 |
| Geor'quarius Spivey | 2021-2022 |
| David Spradlin | 1983-85, 87 |
| Bo Springfield | 1999-01 |
| Steve Stamp | 1978-81 |
| Ray Standley | 1940 |
| Todd Stanford | 1994-97 |
| Edward Stangl | 1915-16 |
| Frank Stangl | 1922-24 |
| Joe Staubach | 2023 |
| Chris Staten | 1994-97 |
| Oran Steadman | 1926-27 |
| Ken Steel | 1970-72 |
| Fabian Stegall | 1995-96 |
| Beau Stephens | 1994-95 |
| Geoff Stephens | 1993-96 |
| John Stephens Jr. | 2018-20 |
| B.J. Stephenson | 1954 |
| Clint Stephenson | 1990-91 |
| Dudley Stephenson | 1979 |
| Tom Stevens | 2005-07 |
| Ronny Stevenson | 1956-58 |
| Bobby Stewart | 1978-80 |
| Ed Stewart | 1912 |
| Grover W. Stewart | 1911-12 |
| Jarrison Stewart | 2015-18 |
| Kee'yon Stewart | 2019-22 |
| Lon Stewart | 1913 |
| M.C. Stewart | 1907 |
| Russell Stewart | 1974-75 |
| Torrey Stewart | 2006-07 |
| Cecil Stiles | 1910-12 |
| Duncan Still | 1977 |
| Sean Stilley | 2001-02 |
| Freddie Stoglin | 2004 |
| David Stoltzman | 2011-12 |
| Ricky Stone | 1984-85, '87-88 |
| T.J. Storment | 2020 |
| Ja'Juan Story | 2013-15 |
| Gary Stout | 1969-70 |
| Pete Stout | 1946-48 |
| Russell Stout | 1963-65 |
| Robert Stow | 1934 |
| Jack Stratton | 1912 |
| Alvin Street | 1912-14 |

ALL-TIME LETTERWINNERS

| | |
|----------------------|---------------|
| Chester Strickland | 1977-79 |
| Remington Strickland | 2024 |
| True Strong | 1910 |
| Frank Struska | 1948-50 |
| James Stuart | 1926 |
| Mike Sullivan | 1987-90 |
| Richard Sullivan | 1964 |
| W.W. Sumner | 1931-32 |
| Ty Summers | 2015-18 |
| Spencer Sunstrum | 1979, 1981-82 |
| Clinton Swink | 1910 |
| Jim Swink | 1954-56 |
| Jeff Sybert | 1897 |

T-T-T-T

| | |
|----------------------|-----------------|
| Clifford Taft | 1961-63 |
| Scott Taft | 1994-97 |
| Mike Taliferro | 1982 |
| Stan Talley | 1979-80 |
| Lawrence Tankersley | 1922-24 |
| Roscoe Tatum | 1984, 86-88 |
| Eric Tausch | 2011-13 |
| Aaron Taylor | 1932 |
| Alton Taylor | 1949-51 |
| Bud Taylor | 1932-33 |
| Bud Taylor | 1938-39 |
| Fred Taylor | 1941, '45-46 |
| Fred Taylor | 1996 |
| Gerald Taylor | 1982-84 |
| Harry Taylor | 1923-26 |
| Herb Taylor | 2003-06 |
| Phil Taylor | 2014 |
| Ray Taylor | 1954-55 |
| Spud Taylor | 1937-39 |
| Tommy Taylor | 2001-02 |
| Wilbur Taylor | 1937 |
| Ben Taylor-Whitfield | 2023-24 |
| Thad Teaford | 1995-96 |
| Jason Teague | 2009-10 |
| Mickey Teems | 1951-52 |
| Alan Teichelman | 1975-77 |
| Arthur Teixeira | 1943 |
| Jack Temple | 1952 |
| Floyd Terrell | 1983-85, '87 |
| Jerry J. Terrell | 1960, '62-63 |
| Larry Terrell | 1958-60 |
| Dedrick Terveen | 1972-74 |
| Donnie Terveen | 1967-69 |
| James Teter | 1960-62 |
| Logo Tevaseu | 2003-04 |
| Ranthonny Texada | 2014, '16-17 |
| Lester Thannisch | 1912 |
| Dylan Thomas | 2016-17, '19-20 |
| Garry Thomas | 1961-63 |
| John Thomas | 1980-83 |
| Larry Thomas | 1961-63 |
| Manley O. Thomas | 1906-07, '09 |
| N. B. Thomas | 1943-44 |
| Rob Thomas | 1984 |
| Sean Thomas | 1982-84 |
| Trent Thomas | 2010-13 |
| Billy Thompson | 1994-96 |
| Bobby Thompson | 2014-15 |
| Guy Thompson | 1953-55 |
| Jurell Thompson | 2009-10 |
| Michael Thompson | 2011 |
| Ody Thompson | 1926-28 |
| Spencer Thompson | 2009-11 |
| Warren Thompson | 2023 |
| Chris Thomsen | 1988-90 |
| Bubba Thornton | 1967-68 |
| Elmer Tidwell | 1946 |
| Jimmy Tidwill | 1968-69 |
| Otha Tiner | 1932 |
| Mark Tipps | 1984-86 |
| Jack Tittle | 1935-37 |
| Merlin Toler | 1926-28 |
| LaDainian Tomlinson | 1997-00 |
| Bill Tommaney | 1983-86 |
| Pete Tomme | 1922 |
| Homer Tompkins | 1949-50 |
| Richard Toney | 2024 |
| Roy Topham | 1970 |
| Michael Toudouze | 2002-05 |

| | |
|-----------------|---------|
| Greg Townsend | 1981-82 |
| J.W. Townsend | 1931-32 |
| Vince Townsend | 1987-88 |
| David Towson | 1995-96 |
| Kent Tramel | 1983-87 |
| Ben Trcalek | 1964 |
| Justin Trejo | 2012 |
| Julius Truelson | 1933-34 |
| Mike Tuaua | 2013-15 |
| Jason Tucker | 1994-96 |
| Matthew Tucker | 2009-12 |
| Ryan Tucker | 1993-96 |
| Dave Tudor | 1916 |
| Darron Turner | 1982-84 |
| Elwood Turner | 1945-46 |
| Joseph Turner | 2006-09 |
| Kevin Turner | 1978-79 |
| John Turntine | 1999-02 |
| KaVontae Turpin | 2015-17 |
| Grant Tisdale | |
| Ike Tyre | 1981-83 |
| Paul Tyson | 1906-09 |

U-U-U-U-U

| | |
|-----------------|---------|
| Vernon Uecker | 1954-56 |
| Lwal Uguak | 2022 |
| Busty Underwood | 1968-70 |
| Ken Upchurch | 1960-62 |
| Gene Uptegraph | 1964 |
| Chad Utley | 1972-73 |

V-V-V-V-V

| | |
|-----------------------|-------------|
| Carlos Vacek | 1955-58 |
| Damon Vacek | 1999 |
| Al Vaiani | 1947 |
| Joe Vail | 1979-80 |
| Halapoulivaati Vaitai | 2012-15 |
| James Vanderslice | 1968-69 |
| Trey Van Pelt | 1993 |
| Tommy Van Wart | 1973-74 |
| La'Kendrick Van Zandt | 2018-21 |
| Howard Vaughn | 1914-16 |
| Johnny Vaught | 1930-32 |
| Ted Vaught | 1950-52 |
| Brad Veale | 2004 |
| LaVar Veale | 1997-00 |
| Lanny Verner | 1960 |
| Josh Vernon | 2008-10 |
| Jason Verrett | 2011-13 |
| James Vess | 2005-06, 08 |
| Steve Vest | 1974 |
| Matt Vogler | 1990-91 |
| Antanza Vongor | 2019-20 |

W-W-W-W-W

| | |
|-----------------|-----------|
| Wayne Waddy | 1984-87 |
| John Wade | 1977-78 |
| Wallace Wade | 1905 |
| Robert Waggaman | 1913 |
| Howard Wagner | 1968 |
| Keith Wagner | 1989-91 |
| Ray Wakefield | 1908 |
| Kent Waldrep | 1974 |
| Bubba Walker | 1988-89 |
| Dale Walker | 1956-58 |
| Elbert Walker | 1933 |
| Jimmy Walker | 1962 |
| Mark Walker | 2001-04 |
| Pat Walker | 1967-69 |
| Ralph Walker | 1928-29 |
| Scott Walker | 1970-72 |
| Brad Wallace | 1989-92 |
| J.H.J. Wallace | 1912-13 |
| J.O. Wallace | 1906-07 |
| Jewell Wallace | 1932-33 |
| Robert Wallace | 1997-98 |
| Tony Wallace | 2021 |
| Malcolm Wallas | 1952-54 |
| Garret Wallow | 2017-20 |
| Greg Walls | 1997-00 |
| Willie Walls | 1934-36 |
| Daniel Walsh | 2014, '16 |
| Charlie Walton | 1912 |
| Kenneth Walton | 1987-90 |
| Merle Wang | 1972-74 |

| | |
|----------------------|--------------|
| Andrew Ward | 2004-05 |
| Kevin Ward | 2022-23 |
| Trix Ward | 1923-25 |
| Tom Warden | 1975-76 |
| Bryan F. Ware | 1911-12 |
| Carter Ware | 2018-22 |
| Logan Ware | 1938-40 |
| Scott Warren | 1979 |
| Derek Wash | 2006-07 |
| Ar'Darius Washington | 2019-20 |
| Daryl Washington | 2006-09 |
| Fred Washington | 1986-89 |
| George Washington | 1974-75 |
| John Washington | 1993-96 |
| L.B. Washington | 1981-84 |
| Stanley Washington | 1979-82 |
| Johnny Washmon | 1924-26 |
| H.H. Watson | 1903 |
| Landyn Watson | 2022 |
| Justin Watts | 2005-08 |
| W.T. Watts | 1898 |
| Sam Weatherford | 1942 |
| Greg Webb | 1968-71 |
| Ronnie Webb | 1972-73 |
| Billy Weems | 1991 |
| Pro Wells | 2019-20 |
| Vernon Wells | 1975-76 |
| Jimmy Weirick | 2023 |
| Ed Wesley | 2009-11 |
| Rico Wesley | 1990-93 |
| Steve Wesley | 2015-16 |
| Royal West | 1991-94 |
| Richard Westbrook | 1965 |
| Marty Whelan | 1967-69 |
| Allie White | 1936-38 |
| Bob White | 1953 |
| Cam White | 2011-13 |
| Hudson White | 2022-23 |
| Desmon White | 2014-17 |
| Godfrey White | 1994-96 |
| Kevin White | 2011-14 |
| Marvin White | 2005-06 |
| Quazzel White | 2018-20 |
| Gary Whitman | 1971-73 |
| Paul Whitmill | 2014-16 |
| Dan Wilde | 1949-50 |
| Jared Wiley | 2022-23 |
| Dean Wilkerson | 1968-70 |
| Jeff Wilkinson | 1990-92 |
| Ward Wilkinson | 1936-38 |
| Bernard Williams | 1925-27 |
| Brandon Williams | 2001-03 |
| Charlie Williams | 1937-39 |
| Chris Williams | 1982 |
| DeJuan Williams | 2004 |
| Derryl Williams | 1994-95 |
| Dominic Williams | 2022 |
| Fred Williams | 1978-79 |
| Jake Williams | 1926-28 |
| Jarrarcea Williams | 2004-06 |
| Jess Williams | 1985-88 |
| Joe Williams | 1954-56 |
| John Williams | 1996 |
| Kyle Williams | 1996-99 |
| Lance Williams | 1995-98 |
| Lee Williams | 1974 |
| Lionel Williams | 1980-81 |
| Lynwood Williams | 1982 |
| Malcolm Williams | 2009-10 |
| Marcus Williams | 2022-23 |
| Morgan Williams | 1951-53 |
| O'Day Williams | 1954-56 |
| Porter Williams | 1964-66 |
| Raymond Williams | 1977 |
| Ricky Williams | 1962-63 |
| Russell Williams | 2014 |
| Savion Williams | 2020-24 |
| Scott Williams | 1980-82 |
| Steve Williams | 1978-79 |
| Taj Williams | 2016-17 |
| Terran Williams | 2000-02 |
| Troy Williams | 1995 |
| Willie Williams | 1977, '79-81 |
| Lee Willie | 1916 |
| Billy Willingham | 1948-50 |

| | |
|---------------------|-----------|
| Frank Willis | 1982-83 |
| Chuck Wills | 1993-94 |
| Lorance Wills | 1976 |
| Ben Wilson | 2018-20 |
| J.W. Wilson | 1996-99 |
| Montrel Wilson | 2015, '17 |
| Steve Wilson | 1979-81 |
| TJ Wilson | 2023 |
| Travis Wilson | 1995-97 |
| Vaughn Wilson | 1919 |
| Frank Windegger | 1955-56 |
| Ken Wineburg | 1954-56 |
| Chris Wingate | 2002-03 |
| Dee Winters | 2019-22 |
| Oscar Wise | 1910-11 |
| Richard Wiseman | 1970-72 |
| Raymond (Bear) Wolf | 1925-26 |
| A. F. Wood | 1898 |
| Larry Wood | 1966-67 |
| Mike Wood | 1974 |
| Raymond Woodard | 1975 |
| James Woodfin | 1941-42 |
| Richard Woodley | 1990-93 |
| Ronnie Woodman | 1969 |
| Audie Woods | 1976-77 |
| Koi Woods | 1993-96 |
| John Wooldridge | 2010-13 |
| Vance Woolwine | 1929-32 |
| J.N. Wooten | 1898-99 |
| Richard Wooten | 1993 |
| Parker Workman | 2019-20 |
| Shawn Worthen | 1997-00 |
| Corey Wren | 2022-23 |
| Charles Wrenn | 1952 |
| Fred Wright | 1966 |
| G.A. Wright | 1904 |
| James Wright | 1975-77 |
| Larry Wright | 1968-69 |
| L.C. Wright | 1904-07 |
| Mike Wright | 1979-80 |
| Ricky Wright | 1975-76 |
| Buddy Wyatt | 1986-89 |
| Ryan Wyatt | 2009 |
| Randall Wylie | 1960 |
| Mike Wyman | 1973-75 |
| Mike Wynn | 2002-04 |

Y-Y-Y-Y-Y

| | |
|-----------------|---------|
| Armen Yates | 1908-09 |
| D.J. Yendrey | 2009-11 |
| Cameron Young | 1976-79 |
| Charles Young | 1965-67 |
| Chester Young | 1973-74 |
| Clarence Young | 1958 |
| Jimmy Young | 2007-10 |
| Jimmy Don Young | 1974-76 |
| Joe Young | 1982-84 |
| Bill Yung | 1953-55 |

Z-Z-Z-Z-Z

| | |
|-------------------|---------|
| Justin Zavala | 2006 |
| Patrick Zeller | 2017-18 |
| Herbert Zimmerman | 1949-51 |

ROGERS TROPHY WINNERS

The TCU MVP Award is named in honor of Dan Rogers, a very successful TCU graduate and former TCU trustee. He gave his first MVP ring in 1925.

| | | | |
|------|------------------------|------|-------------------------|
| 1925 | Herman Clark, QB | 1994 | Barret Robbins, C |
| 1926 | Rags Matthews, E | 1995 | Michael Reeder, PK |
| 1927 | Merlin Toler, HB | 1996 | Ryan Tucker, C |
| 1928 | Howard Grubbs, QB | 1997 | Scott Taft, LB |
| 1929 | Mike Brumbelow, G | 1998 | Joseph Phipps, LB |
| 1930 | Noble Atkins, C | 1999 | LaDainian Tomlinson, TB |
| 1931 | Harlos Green, FB | 2000 | LaDainian Tomlinson, TB |
| 1932 | Johnny Vaught, G | 2001 | Adrian Madise, WR |
| 1933 | Charley Casper, HB | 2002 | LaMarcus McDonald, LB |
| 1934 | Darrell Lester, C | 2003 | Nick Browne, PK |
| 1935 | Jimmy Lawrence, HB | | Bo Schobel, DE |
| 1936 | Sam Baugh, QB | 2004 | Cory Rodgers, WR |
| 1937 | Mason Mayne, G | 2005 | Jeff Ballard, QB |
| 1938 | Davey O'Brien, QB | 2006 | Jeff Ballard, QB |
| 1939 | Durward Horner, E | 2007 | Chase Ortiz, DE |
| 1940 | Bobby Sherrod, G | 2008 | Jerry Hughes, DE |
| 1941 | Bill Crawford, G | 2009 | Jerry Hughes, DE |
| 1942 | Bruce Alford, E | 2010 | Andy Dalton, QB |
| 1943 | Clyde Flowers, T | 2011 | Casey Pachall, QB |
| 1944 | James Cooper, C | 2012 | Jason Verrett, CB |
| 1945 | Harry Mullins, E | 2013 | Jason Verrett, CB |
| 1946 | Fred Taylor, E | 2014 | Trevone Boykin, QB |
| 1947 | Carl Knox, HB | 2015 | Trevone Boykin, QB |
| 1948 | Lindy Berry, QB | 2016 | Kyle Hicks, RB |
| 1949 | Don Narrell, T | 2017 | Travin Howard, LB |
| 1950 | Max Eubank, C | 2018 | Jalen Reagor, WR |
| 1951 | Keith Flowers, LB | 2019 | Garret Wallow, LB |
| 1952 | Wayne Martin, E | 2020 | Trevon Moehrig, S |
| 1953 | Morgan Williams, G | 2021 | Max Duggan, QB |
| 1954 | Johnny Crouch, E | 2022 | Max Duggan, QB |
| 1955 | Bryan Engram, E | 2023 | Jared Wiley, TE |
| 1956 | Chuck Curtis, QB | | |
| 1957 | Jim Shofner, HB | | |
| 1958 | Dale Walker, C | | |
| 1959 | Jack Spikes, FB | | |
| 1960 | Bob Lilly, T | | |
| 1961 | Sonny Gibbs, QB | | |
| 1962 | Tommy Joe Crutcher, FB | | |
| 1963 | Steve Garmon, G | | |
| 1964 | Jim Fauver, HB | | |
| 1965 | Larry Perry, DE | | |
| 1966 | John Richards, DE | | |
| 1967 | Cubby Hudler, DB | | |
| 1968 | Larry Adams, DT | | |
| 1969 | Linzy Cole, FL | | |
| 1970 | Bob Creech, DE | | |
| 1971 | Steve Judy, QB | | |
| 1972 | Mike Luttrell, HB | | |
| 1973 | Gary Whitman, LB | | |
| 1974 | Terry Drennan, DB | | |
| 1975 | Lee Cook, QB | | |
| 1976 | Mike Renfro, WR | | |
| 1977 | Mike Renfro, WR | | |
| 1978 | Marshall Harris, DT | | |
| 1979 | Steve Barnes, SS | | |
| 1980 | Bobby Stewart, WR | | |
| 1981 | Steve Stamp, QB | | |
| 1982 | Joe Hines, LB | | |
| 1983 | Kyle Clifton, LB | | |
| 1984 | Kenneth Davis, RB | | |
| 1985 | WC Nix III, C | | |
| 1986 | WC Nix III, C | | |
| 1987 | David Spradlin, DE | | |
| 1988 | Falanda Newton, DB | | |
| 1989 | Fred Washington, DT | | |
| 1990 | Jason Cauble, LB | | |
| 1991 | Roosevelt Collins, DE | | |
| 1992 | Tony Rand, CB | | |
| 1993 | Royal West, DT | | |