

2024 TCU HORNERD FROGS BASEBALL

No. 5 TCU Horned Frogs (4-0, 0-0 Big 12) vs. No. 20 UCLA Bruins (3-0, 0-0 Pac-12)

GAME DAY INFORMATION

Location: Fort Worth, Texas

Field: Lupton Stadium

TV: Big 12 Now on ESPN+

Audio: KTCU 88.7 FM (Fri./Sun.) GoFrogs.com (Sat.)

Live Stats: GoFrogs.com

Live Video: WatchESPN.com

Twitter: @TCU_Baseball **Instagram:** @TCUBaseball

Facebook: www.facebook.com/TCUBaseball

2024 SCHEDULE (All times central)

FEBRUARY (4-0, 0-0 Big 12)

16	Florida Gulf Coast (Big 12 Now on ESPN+)	W, 10-9
17	Florida Gulf Coast (Big 12 Now on ESPN+)	W, 13-10
18	Florida Gulf Coast (Big 12 Now on ESPN+)	W, 11-6
20	Texas State (Big 12 Now on ESPN+)	W, 6-5
23	#20 UCLA (Big 12 Now on ESPN+)	6:30 p.m.
24	#20 UCLA (Big 12 Now on ESPN+)	4 p.m.
25	#20 UCLA (Big 12 Now on ESPN+)	1 p.m.
27	Washington State (Big 12 Now on ESPN+)	6 p.m.
28	Arizona (Big 12 Now on ESPN+)	6 p.m.

MARCH (0-0, 0-0) Big 12

1	vs. USC! (FloSports.TV)	2 p.m.
2	vs. Arizona State! (FloSports.TV)	6 p.m.
3	vs. USC! (FloSports.TV)	3 p.m.
5	Arlene Christian (Big 12 Now on ESPN+)	6 p.m.
8	Kansas* (Big 12 Now on ESPN+)	6 p.m.
9	Kansas* (Big 12 Now on ESPN+)	2 p.m.
10	Kansas* (Big 12 Now on ESPN+)	1 p.m.
12	@ Dallas Baptist (ESPN+)	6:30 p.m.
15	Oklahoma* (Big 12 Now on ESPN+)	6:30 p.m.
16	Oklahoma* (Big 12 Now on ESPN+)	5 p.m.
17	Oklahoma* (Big 12 Now on ESPN+)	1 p.m.
19	UT Arlington (Big 12 Now on ESPN+)	6 p.m.
22	Oklahoma State* (Big 12 Now on ESPN+)	6 p.m.
23	Oklahoma State* (Big 12 Now on ESPN+)	6 p.m.
24	Oklahoma State* (Big 12 Now on ESPN+)	1 p.m.
28	Houston* (Big 12 Now on ESPN+)	6:30 p.m.
29	Houston* (Big 12 Now on ESPN+)	6:30 p.m.
30	Houston* (Big 12 Now on ESPN+)	2 p.m.

APRIL (0-0, 0-0 Big 12)

2	@ UT Arlington	6 p.m.
5	@ Cincinnati (Big 12 Now on ESPN+)	1 p.m.
6	@ Cincinnati (Big 12 Now on ESPN+)	11 a.m.
7	@ Cincinnati (Big 12 Now on ESPN+)	4 p.m.
9	UTRGV (Big 12 Now on ESPN+)	6 p.m.
10	UTRGV (Big 12 Now on ESPN+)	6 p.m.
12	Texas Tech* (Big 12 Now on ESPN+)	6:30 p.m.
13	Texas Tech* (ESPN+)	3 p.m.
14	Texas Tech* (Big 12 Now on ESPN+)	1 p.m.
16	@ Abilene Christian (ESPN+)	6:05 p.m.
19	@ Texas* (ESPN+)	6:30 p.m.
20	@ Texas* (ESPN+)	6 p.m.
21	@ Texas* (Longhorn Network)	1 p.m.
23	Dallas Baptist (Big 12 Now on ESPN+)	6 p.m.
26	Kansas State* (Big 12 Now on ESPN+)	6:30 p.m.
27	Kansas State* (Big 12 Now on ESPN+)	4 p.m.
28	Kansas State* (Big 12 Now on ESPN+)	1 p.m.

MAY (0-0, 0-0 Big 12)

3	@ Baylor* (Big 12 Now on ESPN+)	6 p.m.
4	@ Baylor* (Big 12 Now on ESPN+)	2 p.m.
5	@ Baylor* (Big 12 Now on ESPN+)	1 p.m.
10	New Mexico State (Big 12 Now on ESPN+)	6:30 p.m.
11	New Mexico State (Globe Life Field)	4 p.m.
12	New Mexico State (Big 12 Now on ESPN+)	1 p.m.
14	Baylor (Big 12 Now on ESPN+)	6 p.m.
16	West Virginia* (Big 12 Now on ESPN+)	6:30 p.m.
17	West Virginia* (Big 12 Now on ESPN+)	4 p.m.
18	West Virginia* (Big 12 Now on ESPN+)	1 p.m.

* - Big 12 game

! - Kubota College Baseball Series - Arlington, Texas

All times Central

TCU HORNERD FROGS

Record: 4-0
Home Record: 4-0
Big 12: 0-0
Head Coach: Kirk Saarloos

UCLA BRUINS

Record: 3-0
Away Record: 0-0
Sun Belt: 0-0
Head Coach: John Savage

GAME INFORMATION

Friday, Feb. 23 • 6:30 p.m.

Payton Tolle vs. Luke Jewett

Saturday, Feb. 24 • 4 p.m.

Kole Klecker vs. Finn McIlroy

Sunday, Feb. 25 • 1 p.m.

Zack Morris vs. Michael Barnett

TCU NOTABLES

- For the first time since the 2020 season, TCU has opened with a 4-0 record.
- TCU held steady as a top six team in all the polls.
- Twice TCU rallied from six runs down to win. It's the first time since 2017 that TCU has come back from a six-run deficit.
- TCU has outscored its opponent 15-1 in the final three innings.
- TCU leads the Big 12 with its .347 batting average and is second with a .583 on-base percentage.
- TCU has more walks (26) than strikeouts (24).
- Fort Worth native Zachary Cawyer picked up two wins in relief over the weekend. He is one of five pitchers nationally with two wins.
- Chase Brunson homered in his first two collegiate games and sits second in the Big 12 with a .538 batting average.
- Anthony Silva was named the Co-Big 12 Player of the Week. He is third in the Big 12 with a .529 average.
- Brunson was voted the Big 12 Freshman of the Week.
- Brunson, Silva, and Payton Tolle have hit safely in all four games.
- Tolle has driven in a run in three straight games and leads the team with seven.

HOME NOTABLES

- TCU will play 33 home games during the 2024 season.
- TCU is 473-162 all-time at Lupton Stadium.
- TCU is 239-84 at home with Kirk Saarloos on staff.
- TCU has won 64-of-83 home series under Saarloos.
- TCU owns a 104-38 mark in midweek games at home.
- TCU has won 21 or more games in 16 of the 20 seasons Lupton Stadium has been in existence.
- TCU ranked 15th nationally in average attendance (4,287) in 2023.

UCLA NOTABLES

- UCLA opened the season with a sweep of Gonzaga.
- The Bruins outscored the Zags 24-10 over the weekend, including tallying a shutout in Sunday's game.
- UCLA brought in the second-best freshman class as ranked by D1Baseball.com.
- As a team, the Bruins are hitting .319 with a 2.67 ERA and a .950 fielding percentage.
- Cody Schrier paces the squad with a .583 batting average and co-leads the team with four runs scored.
- Duce Gourson is the squads home run leader with two, while Mulivai Levu leads the team with five RBIs.
- On the mound, the staff used nine pitchers over the weekend.
- Nate Leibold, Rashad Ruff and Landon Stump have all made two appearances.
- The staff has recorded one shutout and limited opponents to a .225 batting average.

SERIES HISTORY

- TCU and UCLA will be meeting for the eighth time on the diamond Friday night.
- UCLA holds a 4-3 record in the series.
- Four of the previous meetings took place at UCLA (2012, 2015 and 2020).
- The first five meetings against the Bruins came in postseason play (2010 College World Series and 2012 NCAA Los Angeles Super Regional).
- TCU has won the last two games, topping the Bruins 8-4 on March 7, 2020 and 3-1 on March 7, 2015.
- UCLA's last win in the series came in the 2012 Super Regional, which the Bruins swept by scores of 4-1 and 6-2.
- TCU associate head coach TJ Bruce coached at UCLA from 2011-15 where he won the 2013 National Championship.

PROBABLE STARTING LINEUP

Pos.	No.	Name	BA	GP-GS	R	H	HR	RBI	SB	Notes
C/1B	14	Karson Bowen, So.	.353	4-4	4	6	1	6	0	Drove in a career-high five runs Sunday
1B/C	4	Kurtis Byrne, Gr.	.125	4-4	4	2	0	3	0	Started two games at catcher this season
2B	1	Peyton Chatagnier, Gr.*	.333	4-4	6	5	2	3	3	Homered twice in Saturday's win
3B	9	Brody Green, Jr.	.714	3-1	1	5	0	3	0	Has two multi-hit games
OR	0	Ryder Robinson, Fr.	.111	2-2	1	1	0	0	0	First career hit came on Saturday
SS	5	Anthony Silva, So.	.529	4-4	5	9	1	4	3	Big 12 Co-Player of the Week
LF	22	Logan Maxwell, Jr.	.417	3-3	4	5	0	1	1	Had three hits in Sunday's win
OR	13	Sam Myers, Fr.	.250	1-1	1	1	0	0	0	Tallied a hit in first career at-bat
CF	15	Chase Brunson, Fr.	.538	4-4	8	7	2	5	0	Hit safely in all four games
RF	6	Luke Boyers, Sr.	.267	4-4	2	4	1	4	0	Needs four hits for 150 career knocks
DH	49	Payton Tolle, Jr.	.294	4-4	3	5	1	7	0	Has a three game RBI streak

Starters

T	No.	Name	W-L	ERA	IP	H	R	ER	BB	K	Notes
L	49	Payton Tolle, Jr.	0-0	12.00	3.0	3	4	4	1	7	Leads pitching staff in strikeouts
R	17	Kole Klecker, So.	0-0	12.00	3.0	7	5	4	1	4	Last 18 appearances have been starts
L	33	Zack Morris, Gr.	0-0	9.00	4.0	5	5	4	3	3	Sunday was just his fourth career start

Head Coach Kirk Saarloos

3rd Season/12th Overall

86-46 (.652) - 3rd Season



Career Notes:

- Named head coach on June 15, 2021
- Became program's 20th head coach
- Named the 2016 D1Baseball.com National Assistant Coach of the Year
- Joined the program in the summer of 2012
- Named recruiting coordinator in summer of 2013
- Spent two seasons as an assistant coach at Cal State Fullerton (2011-12)
- Played seven seasons in Major League Baseball (2002-08)
- Eight TCU players have made their Big League debuts (Stefan Crichton, Brandon Finnegan, Kevin Cron, Tyler Alexander, Alex Young, Nick Lodolo, Brandon Williamson and Luken Baker)

- TCU advanced to the 2023 College World Series in just his second year as head coach
- Saarloos is the 21st head coach to lead a team to the CWS after playing in the event. Saarloos helped Cal State Fullerton to the 1999 MCWS.
- Led TCU to its second road NCAA Regional Championship in 2023
- Guided TCU to the 2023 Big 12 Tournament Championship
- Led TCU to the 2022 Big 12 Regular Season Championship
- 2022 Big 12 Coach of the Year (First-ever 1st-year coach to win the award)
- TCU is 10-7 against top-10 teams under the guidance of head coach Kirk Saarloos.

2023 Notes (44-24, 13-11 Big 12) • College World Series

- TCU won the NCAA Fayetteville Regional, eliminating the No. 3 National Seed Arkansas
- Guided TCU to the 2023 Big 12 Tournament Championship
- Karson Bowen, Kole Klecker and Anthony Silva were named Freshmen All-Americans

2022 Notes (38-22, 16-8 Big 12) • NCAA Regional Appearance

- Four pitchers (Caleb Bolden, Riley Cornelio, Austin Krob and Marcelo Perez) were drafted
- Became the fastest coach to pick up 20 wins, doing so in 29 games
- Won his head coaching debut on Feb. 18 against San Diego State

2021 Notes (41-19, 17-7 Big 12) • NCAA Regional Appearance

- The pitching staff racked up over 600 strikeouts (606) for the second time in program history
- Haylen Green was named an All-American for the second straight season
- River Ridings earned Freshman All-American accolades
- Five pitchers were drafted at the conclusion of the season

2020 Notes (11-4, 0-0 Big 12)

- TCU ranked 15th nationally in ERA (5.40) and 17th nationally in WHIP (1.08)
- Haylen Green was named an All-American

2019 Notes (34-28, 11-13 Big 12) • NCAA Regional Appearance

- Nick Lodolo became the program's all-time highest draft pick, going No. 7 overall to Cincinnati
- Lodolo was tabbed a 2nd-team All-American
- In total, four pitchers were drafted at the conclusion of the season
- TCU ranked 21st nationally in K:BB ratio and 30th K/9

2018 Notes (33-23, 10-13 Big 12)

- Durbin Feltman was voted a 2nd-team All-American
- Augie Mihlbauer was named a Freshman All-American
- Three pitchers were drafted at the conclusion of the season
- Ranked 21st nationally with a 3.45 ERA and led the league with a 2.79 K:BB ratio

2017 Notes (50-18, 16-8 Big 12) • College World Series

- TCU set a school record with 643 strikeouts and ranked sixth nationally in K:BB ratio (3.09)
- Jared Janczak was named a 2nd-team All-American
- Brian Howard ranked second nationally with 12 wins
- Durbin Feltman set a school record with 17 saves
- Sean Wymer was selected to the USA Baseball Collegiate National Team
- Two pitchers were drafted at the conclusion of the season

2016 Notes (49-18, 15-9 Big 12) • College World Series

- Named the D1Baseball.com Assistant Coach of the Year
- TCU led the Big 12 and ranked third in the Big 12 in ERA (3.16)
- Two pitchers (Dylan Horton and Durbin Feltman) were named Freshmen All-Americans
- Five pitchers were drafted at the conclusion of the season

2015 Notes (51-15, 18-5 Big 12) • College World Series

- TCU ranked second nationally with a 2.45 ERA
- TCU led the nation in WHIP (1.04) and ranked second with 10 shutouts and a 3.94 K:BB ratio
- Three pitchers (Riley Ferrell, Preston Morrison and Alex Young) were named All-Americans
- Six pitchers were drafted at the conclusion of the season.

2014 Notes (48-18, 17-7 Big 12) • College World Series

- TCU led the nation with a 2.22 ERA and ranked in the top six of all major pitching categories
- Set a school and Big 12 record with 14 shutouts
- Preston Morrison was named the Big 12 Pitcher of the Year
- Morrison, Brandon Finnegan and Riley Ferrell were tabbed All-Americans
- Tyler Alexander was named a Freshman All-American
- Brandon Finnegan was the program's second-ever first round draft pick (17th overall, Kansas City)
- In the fall of 2014, Finnegan became the first-ever player to appear in the College World Series and the Major League World Series in the same year

2013 Notes (29-28, 12-12 Big 12)

- Ranked in the top 15 nationally of all major pitching categories
- Brandon Finnegan, Riley Ferrell and Preston Morrison were named to the USA Baseball Collegiate National Team
- Ferrell was named a Freshman All-American

The Saarloos File

Hometown..... Long Beach, Calif.
Alma Mater..... Cal State Fullerton (2001)
Public Relations
Wife Kristen
Children Brady, Emery, Lane

Coaching Career

Assistant Coach

Cal State Fullerton (2011-12)..... 87-35 (.713)
TCU (2013-21) **346-171 (.669)**
Totals **433-206 (.678)**

Playing Career

Year	Team	Level
2001	Lexington	Houston Low A
2002	Round Rock	Houston AA
2002	New Orleans	Houston AAA
2002	Houston	MLB
2003	New Orleans	Houston AAA
2003	Houston	MLB
2004	New Orleans	Houston AAA
2004	Oakland	MLB
2004	Sacramento	Oakland AAA
2005	Oakland	MLB
2006	Oakland	MLB
2007	Louisville	Cincinnati AAA
2007	Cincinnati	MLB
2008	Sacramento	Oakland AAA
2008	Oakland	MLB
2009	Columbus	Cleveland AAA

FROG TRENDS UNDER SAARLOOS

The Opposition	
Overall	86-46
Non-conference	57-27
Big 12 Conference	29-19
Home	45-18
Away	21-19
Neutral	20-4
NCAA Postseason	9-3
vs. Ranked Teams	21-14

Day of the Week	
Monday	2-0
Tuesday	17-7
Wednesday	4-2
Thursday	3-3
Friday	18-14
Saturday	25-9
Sunday	17-11

Month	
February	15-4
March	23-13
April	16-19
May	23-6
June	9-4

Statistical Breakdown	
Leading after six	72-5
Trailing after six	9-35
Tied after six	5-6
Leading after seven	70-4
Trailing after seven	7-36
Tied after seven	4-4
Leading after eight	69-4
Trailing after eight	3-38
Tied after eight	4-3

2024 TCU BASEBALL

2024 BROADCAST NOTES

0 RYDER ROBINSON • INF • 6-2 • 185 • FR • CEDAR HILLS, UTAH

- Named the 2023 Gatorade Utah Player of the Year
- Holds the Utah state record for career runs scored and most runs scored in a single season
- Ranked as Perfect Game's top prospect in the state of Utah
- High school teammates with fellow Horned Frog, Fisher Ingersoll

1 PEYTON CHATAGNIER • INF • 5-10 • 185 • GR • CYPRESS, TEXAS

- Spent the past four seasons at Ole Miss
- Member of Ole Miss' 2022 National Championship squad
- Named a Freshman All-American in 2020 by Collegiate Baseball
- Selected to the SEC Academic Honor Roll in both 2020 and 2021

3 CAEDMON PARKER • RHP • 6-4 • 190 • RSO • MONTGOMERY, TEXAS

- Tabbed the No. 30 prospect for the 2024 draft in the Big 12 by D1Baseball.com
- Missed the entirety of the 2023 season with an injury
- Was ranked 20th in the state of Texas by Baseball America and 9th by Perfect Game
- Participated in the 2021 MLB Draft Combine

4 KURTIS BYRNE • UT • 6-0 • 220 • RSR • ST. LOUIS, MO.

- 2023 Big 12 All-Tournament team
- Won Cape Cod's 2021 Daniel J. Silva Sportsmanship Award
- 2022 Honorable Mention All-Big 12
- Is one of nine kids in his family

5 ANTHONY SILVA • INF • 6-2 • 200 • SO • SAN ANTONIO, TEXAS

- **Unanimous Preseason All-American and All-Big 12**
- Ranked by Baseball American as the No. 29 prospect for the 2024 draft
- 2023 USA Baseball Collegiate National Team Invite
- 2023 Freshman All-American (NCBWA, CB)

6 LUKE BOYERS • OF • 5-11 • 200 • SR • BOERNE, TEXAS

- 2022 Honorable Mention All-Big 12
- Two-time Big 12 Player of the Week
- Took part in MLB USA Prospect Development Pipeline league following his junior campaign
- Holds high school record for career triples (21), RBIs (83), walks (66) and stolen bases (72)

7 GABE MIRANDA • INF • 6-3 • 215 • RFR • ORANGE, CALIF.

- Redshirted his first season on campus
- Participated in USA Baseball's U16 National Team Development Program
- Played with fellow Horned Frogs Karson Bowen and Louis Rodriguez in high school
- Born with a bad foot, doctor's feared he would not be able to walk

8 JACK BASSEER • INF • 6-1 • 200 • SO • PLEASANTON, CALIF.

- Played his freshman year at Pepperdine University
- Led Pepperdine in batting average (.345) and hits (58)
- 2023 WCC All-freshman team and 2nd-team All-West Coast Conference
- 2023 2nd-team ABCA/Rawlings West All-Region

9 BRODY GREEN • INF • 6-4 • 190 • JR • OWASSO, OKLA.

- First career hit was a home run at Kansas (May 14, 2022)
- 2022 Big 12 Academic All-Rookie Team
- Selected as a first-team Collegiate Baseball High School All-American as a senior
- Has a twin sister, Taylor

10 JAKE DUER • OF • 6-1 • 195 • FR • FLOWER MOUND, TEXAS

- 2023 Big 12 Academic All-Rookie team
- First-Team All-State as a senior
- Holds his high school career record for triples (12)
- Does everything left-handed, except for writing

11 BEN HAMPTON • LHP • 6-1 • 205 • SR • DE PERE, WISC.

- Ranked as the 34th top transfer by D1Baseball.com
- Spent the past three seasons at West Virginia
- One of 20 Mountaineers to reach 200 career strikeouts, surpassing the mark in 2023
- Named 1st-Team All-Big 12 in 2023

12 BEN ABELDT • LHP • 6-3 • 210 • SO • MCKINNEY, TEXAS

- **Preseason All-American (D1Baseball, NCBWA) and Preseason All-Big 12**
- Tabbed the No. 5 prospect for the 2025 draft in the Big 12 by D1Baseball.com
- 2023 USA Baseball Collegiate National Team Member
- 2023 Big 12 All-Freshman Team and Big 12 All-Tournament team

13 SAM MYERS • OF • 5-9 • 190 • FR • CYPRESS, TEXAS

- Ranked as the No. 8 outfield prospect in Texas by Perfect Game
- Won the 2022 USA Baseball National Championships on the Texas Twelve 17U team
- Was unanimously selected to the all-district team twice
- Graduated in the top 7% of his class

14 KARSON BOWEN • C • 5-11 • 215 • SO • ANAHEIM HILLS, CALIF.

- **Preseason Big 12 All-Conference**
- 2023 Freshman All-American, Honorable Mention All-Big 12 and Big 12 All-Freshman Team
- Has represented USA Baseball four times (12U, 15U, 15U, and 18U)
- High school teammates with fellow Horned Frogs Gabe Miranda and Louis Rodriguez

15 CHASE BRUNSON • OF • 5-11 • 215 • FR • SAN CLEMENTE, CALIF.

- Projected by D1Baseball.com as the Big 12 Freshman of the Year
- Drafted in the 18th round of the 2023 MLB First-Year Player Draft by the Toronto Blue Jays
- Selected as the team MVP and named league MVP as a senior
- Helped lead squad to the 2022 Future Stars Series National Tournament Championship

16 MICAH KENDRICK • INF • 6-0 • 185 • FR • ROCKWALL, TEXAS

- Ranked as the 12th best shortstop in Texas by Perfect Game
- Set the high school record with 34 stolen bases as a senior
- Member of the National Honor Society
- Older sister, Macy, played soccer at McNeese State

17 KOLE KLECKER • RHP • 6-2 • 205 • SO • CHANDLER, ARIZ.

- **2024 Preseason All-Conference and All-American (NCBWA)**
- 2023 Freshman All-American (CB and NCBWA)
- 2023 Honorable Mention All-Big 12 and Big 12 All-Freshman Team
- High school teammates and also shares a birthday (8/25/04) with fellow Frog Zach Wadas

18 STORM HIERHOLZER • RHP • 6-3 • 215 • RJR • AUSTIN, TEXAS

- Missed the entirety of the 2023 season with an injury
- Earned his degree in December
- Has appeared in 11 games over the course of his career
- Tabbed the No. 84 by Perfect Game and No. 320 by Baseball America for the 2020 draft

20 JACK ARTHUR • OF • 6-0 • 200 • JR • FLOWER MOUND, TEXAS

- Spent last season at Weatherford College
- Named a 1st-team All-American while at Weatherford
- Key component to Weatherford winning its first-ever JUCO World Series game in 2023
- Began his collegiate career at Texas where he redshirted in 2022

21 ZACHARY CAWYER • RHP • 6-3 • 210 • JR • FORT WORTH, TEXAS

- Tabbed the No. 27 prospect for the 2024 draft in the Big 12 by D1Baseball.com
- Pitched the last two seasons for McLennan College
- Struck out 53 in 48 2/3 innings with a 3.14 ERA in 2023
- High school baseball coach was former TCU Horned Frog Joe Weik

22 LOGAN MAXWELL • OF • 5-10 • 185 • JR • LIMA, OHIO

- Two-time academic all-conference
- Selected as the 2021 Ohio Division II Player of the Year
- Named Perfect Games' Ohio Player of the Year as a senior
- Recipient of a Rawlings Gold Glove as a senior

23 FISHER INGERSOLL • INF • 6-2 • 210 • SO • LEHI, UTAH

- Named Utah's Mr. Baseball in 2021
- Selected as Utah's Gatorade Player of the Year as a junior
- Earned First-Team All-State honors as a junior and senior
- High school teammate with fellow Horned Frog Ryder Robinson

25 JAX TRAEGER • RHP • 6-1 • 215 • SO • SPRING, TEXAS

- Named to the Big 12 Academic All-Rookie team in 2023
- 2nd-team All-District as a senior and 1st-team All-District as a junior
- Won a pair of WWBA Championships during high school
- Graduated in the top 8% of his class

26 CAMDEN SOS • INF • 6-3 • 200 • FR • ALPINE, CALIF.

- Named an all-league performer as a junior and senior
- Selected as the Petco High School All-Star MVP in 2022
- Participated in the 13U National Team Identification Series
- Named a scholar athlete every year of high school

27 CARSON CORMIER • RHP • 6-5 • 225 • FR • WESTFORD, MASS.

- Selected by Perfect Game as a Preseason All-American as a senior
- Named to the 2022 WWBA World Championship all-tournament team
- Awarded the Emerging Leader Award along with the All-Scholastic Award
- Participated in the 2022 Perfect Game 17U National Elite Championship

28 COHEN FESER • RHP • 6-2 • 200 • JR • SAN ANTONIO, TEXAS

- Will miss the 2024 campaign with an injury
- Member of the 2022 Big 12 Academic All-Rookie Team
- Made nine appearances as a true freshman in 2022
- Did not issue a walk in his debut campaign, spanning 16 1/3 innings

29 MASON BIXBY • RHP • 6-7 • 240 • FR • SAN ANTONIO, TEXAS

- Was a unanimous first-team all-district selection at Johnson High School
- Ranked as the No. 8 right handed pitcher in Texas by Perfect Game
- Had a 1.34 ERA and 7-2 record his junior year
- Participated in the 2022 MLB/USA Prospect Game

30 LOUIS RODRIGUEZ • RHP • 6-1 • 200 • SO • LONG BEACH, CALIF.

- Tabbed the No. 27 prospect for the 2025 draft in the Big 12 by D1Baseball.com
- 2023 Honorable Mention All-Big 12
- USA Baseball National Team participant (12U, 15U, 18U)
- High school teammates with fellow Horned Frogs Karson Bowen and Gabe Miranda

2024 TCU BASEBALL

2024 BROADCAST NOTES

31 ANDREW MOSIELLO • RHP • 6-2 • 195 • RJR • TEMECULA, CALIF.

- Spent the last four seasons at the University of Oregon
- Missed the 2023 campaign with an injury
- Graduated from Oregon with a degree in general social science - business in 2023
- Uncle, Bill Mosiello, who spent nine years as an assistant at TCU, is the head coach at Ohio State

32 BRAEDEN SLOAN • LHP • 6-4 • 215 • SO • ROSEVILLE, CALIF.

- Named to the Big 12 Academic All-Rookie team in 2023
- Ranked as the No. 3 left-handed pitcher in California and No. 25 nationally by Perfect Game
- Ranked as the top left-handed pitch in California by PBR
- Threw a no-hitter his senior year of high school

33 ZACK MORRIS • LHP • 6-3 • 225 • GR • CABOT, ARK.

- Tabbed the No. 39 prospect for the 2024 draft in the Big 12 by D1Baseball.com
- Played his last four seasons at Arkansas
- Was a member of the 2022 Arkansas team that went to the College World Series
- Three-time SEC Academic Honor Roll

34 DALLEN LEACH • C • 6-0 • 213 • GR • TALLAHASSEE, FLA.

- Spent the last two seasons at North Florida and prior to that played two years at Gulf State College
- Named the league Defensive MVP honors and Florida JUCO Defensive Player of the Year as a sophomore
- Began his collegiate career with a redshirt season at New Orleans in 2019
- Was on his way to becoming a police officer when he got the call about joining the Horned Frogs in December

35 ZACH WADAS • UT • 6-4 • 190 • FR • CHANDLER, ARIZ.

- Named the top prospect in the 2022 Perfect Game National Showcase
- Ranked as the number two prospect in the state of Arizona by Perfect Game
- Selected as the Hamilton Scholar Athlete of the Year
- High school teammates and also shares a birthday (8/25/04) with fellow Frog Kole Klecker

36 CHASE HOOVER • LHP • 6-1 • 195 • SO • SANTA BARBARA, CALIF.

- Tabbed the No. 17 prospect for the 2025 draft in the Big 12 by D1Baseball.com
- Named to the Big 12 Academic All-Rookie team in 2023
- Helped lead team to back-to-back league championships for the first time in school history
- Pitcher of the Year and Most Valuable Player as a junior and senior

37 TIM REYNOLDS • C • 5-11 • 180 • SO • LUCAS, TEXAS

- Played his freshman season at Odessa College
- Had 23 hits, 17 RBIs and 10 stolen base while appearing in 37 games at Odessa
- Member of Phi Theta Kappa honor society
- Brother, Samuel, is a cancer survivor

38 COLT TAYLOR • RHP • 6-3 • 195 • GR • ACWORTH, GA.

- Played last two seasons at Tennessee Tech
- Allowed just five of 18 inherited runners to score at Tennessee Tech
- Had a team-best ERA of 3.13 during his freshman season at Motlow State
- Led his high school team to district titles in football and baseball

41 HOLDEN HARRIS • RHP • 6-2 • 210 • FR • LEANDER, TEXAS

- Set his high school single game strikeout record with 13
- Named to the 2022 USA Baseball's 17U National Team Development Program roster
- Selected to the all-district second-team as a junior
- Member of the A/B honor roll

43 JAX LEWIS • RHP • 6-1 • 160 • FR • CLAXTON, GA.

- Named the all-district Pitcher of the Year as a junior
- Had a 0.78 ERA his junior season
- Earned Perfect Game All-Tournament team honors 13 times
- Member of the National Honor Society

44 HUNTER HODGES • RHP • 6-3 • 225 • SR • WILMINGTON, N.C.

- Spent two seasons at UNC Wilmington, making 51 appearances with 10 saves
- Earned 2022 CAA Honorable Mention accolades
- Named First-Team All-CAA in 2021
- Member of the 2021 CAA All-Rookie Team

47 BLAKE ROGERS • RHP • 6-5 • 215 • RFR • MOUNTAIN VIEW, CALIF.

- Spent the 2023 season at Baylor University
- Missed the majority of the season with an injury
- Named the 2022 WCAL Pitcher of the Year
- Named to President's Honor Roll with a 4.0 GPA

49 PAYTON TOLLE • LHP/DH • 6-6 • 250 • JR • YUKON, OKLA.

- Preseason All-American (Perfect Game, D1Baseball.com, NCBWA)
- Golden Spikes Award Watch List
- Projected Big 12 Newcomer of the Year
- Finalist for the 2023 John Olerud Player of the Year award

61 KYLE AYERS • RHP • 6-1 • 190 • JR • LOS ANGELES, CALIF.

- Spent the 2023 season at Houston
- Held opponents to a .243 average last year
- Named to the 2023 All-Silver Glove Series Team
- Ranked as the No. 17 right-handed pitcher in California out of high school

TCU RECORD WHEN...

	All
All Opponents	4-0
at Home	4-0
on the Road	0-0
at Neutral Sites	0-0
Ranked Teams	0-0
Left-handed starter	1-0
Right-handed starter	3-0
Day Games	2-0
Night Games	2-0
TCU has 10+ hits	4-0
TCU has 15+ hits	0-0
Out-hit opponents	3-0
Out-hit by opponents	1-0
Equal number of hits	0-0
Opponent has < 10 hits	2-0
Opponent has > 10 hits	2-0
Horned Frogs hits HR	3-0
Horned Frog doesn't hit HR	1-0
TCU scores 0-5 runs	0-0
TCU scores 6-9 runs	1-0
TCU scores 10+ runs	3-0
Opponent scores 0-5 runs	1-0
Opponent scores 6-9 runs	2-0
Opponent scores 10+ runs	1-0
TCU starters pitch 5+ innings	0-0
TCU starters pitch < 5 innings	4-0
TCU staff posts 10+ Ks	2-0
TCU commits no errors	1-0
TCU commits 1-2 errors	2-0
TCU commits 3+ errors	1-0
One-run games	2-0
Two-run games	0-0
Five+ run games	1-0
Extra innings	0-0
Scored first	3-0
Opponent scored first	1-0
Score in first inning	3-0
Opponent scored in first inning	1-0
Leading after six	2-0
Trailing after six	2-0
Tied after six	0-0
Leading after seven	2-0
Trailing after seven	2-0
Tied after seven	0-0
Leading after eight	2-0
Trailing after eight	0-0
Tied after eight	1-0
On Monday	0-0
On Tuesday	1-0
On Wednesday	0-0
On Thursday	0-0
On Friday	1-0
On Saturday	1-0
On Sunday	1-0
In February	4-0
In March	0-0
In April	0-0
In May	0-0
In June	0-0

2024 QUICK FACTS

GENERAL INFORMATION	
Location	Fort Worth, Texas
Enrollment	11,938
Founded	1873
Nickname	Horned Frogs
Colors	Purple & White
Conference	Big 12
Chancellor	Dr. Victor J. Boschini, Jr.
Dir. of Intercollegiate Athletics	Jeremiah Donati
Faculty Representative	Dr. Rhonda Hatcher
Athletics Phone	(817) 257-5658
Ticket Office Phone	(817) 257-FROG (3764)

STADIUM INFORMATION	
Name	Charlie and Marie Lupton Stadium at Williams-Reilly Field
Capacity	4,500
First Season	2003
All-Time Record	473-162
Playing Surface	Natural Grass
Dimensions	330 Lines; 375 LC, 370 RC, 395 CF

COACHING STAFF	
Head Coach	Kirk Saarloos
Alma Mater	Cal State Fullerton, 2001
Career Record/Years	86-46/2nd Year
E-mail	k.saarloos@tcu.edu
Associate Head Coach	T.J. Bruce
E-mail	t.bruce@tcu.edu
Assistant Coach	John DiLaura
E-mail	j.dilaura@tcu.edu
Assistant Coach	Dave Lawn
E-mail	d.lawn@tcu.edu
Asst. AD of Baseball Ops	Meredith Montgomery
E-mail	m.m.montgomery@tcu.edu
Director of Baseball Ops	Cooper Sholder
E-mail	cooper.sholder@tcu.edu
Athletic Trainer	Danny Wheat
E-mail	j.wheat@tcu.edu
Equipment	Brad Andrews
E-mail	b.j.andrews@tcu.edu

TEAM INFORMATION	
2023 Overall Record	44-24
2023 Big 12 Record/Finish	13-11 (4th)
2023 Big 12 Tournament	4-0 (Champions)
2023 Postseason	NCAA College World Series
Final Ranking	4
Letterwinners Returning/Lost	16/16
Position Starters Returning/Lost	5/5
Pitchers Returning/Lost	8/8
Newcomers	203
4-Year Transfers	10

MEDIA RELATIONS	
Baseball Contact	Brandie Davidson
Direct Line	(817) 257-7479
Cell Phone	(817) 343-2050
E-mail	b.i.davidson@tcu.edu
Mailing Address	TCU Box 297600
	Fort Worth, Texas 76129
Website	www.gofrogs.com

LUPTON STADIUM



ATTENDANCE MARKS

TOP 10 CROWDS					
1.	6/10/23	Indiana State	6-4	W	8,894
2.	6/9/23	Indiana State	4-1	W	8,812
3.	6/7/15	Texas A&M	1-2 (10)	L	7,383
4.	6/8/15	Texas A&M	5-4 (16)	W	7,294
5.	6/6/15	Texas A&M	13-4	W	7,199
6.	4/30/16	Texas Tech	13-6	W	6,451
7.	4/28/18	Texas Tech	0-6	L	6,302
8.	4/15/22	Texas Tech	4-3	W	6,280
9.	2/18/11	Kansas	8-2	W	6,099
10.	2/17/12	Ole Miss	4-7	L	5,912

TOP 5 SERIES CROWDS			
1.	6/6-8/15	Texas A&M	21,876
2.	6/9-10/23	Indiana State	17,806
3.	4/14-16/22	Texas Tech	17,461
4.	4/27-29/18	Texas Tech	17,269
5.	4/29-5/1/16	Texas Tech	16,814

YEAR BY -YEAR ATTENDANCE				
Year	Dates	Att.	Avg.	Record
2003	28	38,581	1,377	21-9
2004	28	34,657	1,237	20-9
2005	30	46,848	1,561	24-6
2006	27	40,158	1,487	18-9
2007	29	51,373	1,712	27-3
2008	34	64,049	1,883	28-8
2009	32	69,290	2,165	23-9
2010	29	90,687	3,127	26-4
2011	36	149,334	4,148	24-12
2012	32	131,610	4,112	23-9
2013	30	107,117	3,570	16-14
2014	34	121,957	3,586	27-8
2015	36	147,335	4,092	33-4
2016	31	132,796	4,283	24-7
2017	32	153,139	4,785	28-4
2018	31	137,086	4,422	22-9
2019	27	118,221	4,378	16-11
2020	9	34,496	3,832	8-1
2021	28	72,750	2,598	20-8
2022	25	102,774	4,111	19-7
2023	33	141,632	4,291	22-11
2024	4	17,061	4,265	4-0
Totals	626	2,000,535	3,196	473-162

2024 TCU BASEBALL

FROGS IN THE POLLS					
Week	PG	BA	USA	D1	NCBWA
Preseason	5	6	5	5	6
Feb. 19	5	6	–	5	3

TRACKING THE OPPONENTS		
School	Last Week	2023
Abilene Christian	3-1	3-1
Arizona	2-1	2-1
Arizona State	2-1	2-1
Baylor	0-3	0-3
Cincinnati	0-2	0-2
Dallas Baptist	3-0	3-0
Florida Gulf Coast	0-3	0-3
Houston	3-0	3-0
Kansas	1-2	1-2
Kansas State	2-1	2-1
New Mexico State	2-1	2-1
Oklahoma	2-1	2-1
Oklahoma State	1-2	1-2
Texas	2-1	2-1
Texas State	3-0	3-0
Texas Tech	2-1	2-1
UCLA	3-0	3-0
USC	0-3	0-3
UT Arlington	2-2	2-2
UTRGV	1-1	1-1
Washington State	3-1	3-1
West Virginia	1-1	1-1

FROG HOPS

- With four regular season crowns and four tournament trophies, TCU's eight Big 12 championships are the most of any program in the league since TCU joined in 2013.
- The eight total championships are the second most in league history.
- Associate Head Coach TJ Bruce put together a 171-168 record in seven years as head coach at Nevada (2016-22).
- Bruce was on staff at UCLA when the Bruins won the 2013 National Championship.
- The newest member of the coaching staff, Dave Lawn, comes to TCU with 37 years of coaching under his belt.
- Lawn has made four trips to the College World Series in his career.
- Lawn needs just 21 games to reach 1,700 games coached in his career.
- TCU student assistants Brian Howard and Evan Skoug combined for seven CWS trips in their time as Horned Frogs.
- Howard and Skoug are the latest Frogs to return to the program to complete their degrees, joining Josh Elander (2016), Kyle Winkler (2019) and Matt Purke (2020-21).
- TCU has a trio of sophomores that hail from the same high school in California. Karson Bowen, Gabe Miranda and Louis Rodriguez all played at Orange Lutheran.
- Additionally, TCU has a pair of athletes from Hamilton H.S. in Chandler, Ariz. (Klecker, Wadas) and two from American Fork H.S. in Utah (Ingersoll, Robinson). The group has combined to win eight state champions.
- TCU's incoming class, which was ranked ninth nationally, features 12 newcomers on the mound and eight in the field.

LATE INNING HEROICS

In back-to-back games to open the season, TCU rallied from down six runs to win. It's the first time since the 2017 season that the Horned Frogs have rallied back from a six-run deficit.

TCU trailed Texas A&M 7-1 after the fifth inning at Minute Maid Park before rallying back to win 11-10 in 15 innings.

DON'T SLEEP ON THE FROGS

Come early and stay late is the motto of the early season for the Frogs. TCU has had to rally back to win three of four games this season.

TCU is hitting .500 (19-for-38) in the first two innings of contests with 11 runs scored and .375 (21-for-56) in the final four innings of the games. The middle frames have been tough as TCU is just 10-for-47 (.212) in innings 3rd-through-5th.

MAKING IT LOOK EASY

Chase Brunson had a debut week to remember. He paces the squad with a .538 (7-for-13) average and a .579 on-base percentage. His average is second in the Big 12, while his on-base percentage is tied for third. He leads the league with a 1.154 slugging percentage.

He hit safely in all four games and was on base safely in 11 of 19 plate appearances. He also leads the squad with four extra base hits including two doubles and two home runs.

NO SOPHOMORE SLUMPS HERE

The sophomore duo of Anthony Silva and Karson Bowen that were keys to TCU's CWS run in 2023 have picked up where they left off.

Silva has hit safely in all four games and sits second on the squad and third in the Big 12 with a .529 average.

Bowen is hitting .353 with three extra base hits and is second with six RBIs.

WELCOME TO FORT WORTH

Peyton Chatagnier enjoyed his debut weekend in the Purple and White. Serving as the lead-off hitter, the Ole Miss transfer hit .333 with a .500 on-base percentage.

He led off Saturday's game with a home run and followed up three innings later with his second home run for his fourth career multi-home run game.

It was the first lead-off home run since Luke Boyers opened the game with a long ball at Texas Tech on April 1, 2023.

A DREAM COME TRUE

Zachary Cawyer played his high school baseball just under eight miles away from Lupton Stadium at Nolan Catholic. After a two year stint at McLennan College, Cawyer is off to a great start at TCU.

The junior made two appearances in relief and picked up two wins. He entered in a couple of tough situations inheriting a combined five base runners. In his debut he came on with two on and nobody out. On Sunday, he took over with the bases loaded and nobody out. He allowed just one of the inherited runners to score.

SPEED FACTOR

TCU continues to be one of the most prolific base-stealing teams in the nation. The Frogs led the Big 12 and ranked sixth nationally with a school-record 141 stolen bases in 2023. The 141 stolen bases broke the previous record of 134 set in 1996. Four Horned Frogs reached the 20-steal plateau.

The Frogs are one of just seven teams to have stolen at least 1,000 bases over the last 11-plus years. The 1,009stolen bases rank seventh in the nation and second among Power 5 teams.

It's not just raw numbers that are impressive, the Horned Frogs have produced a high success rate, converting on 80% of their attempts over the last nine years (1009-of-1264). No base is safe with the Frogs around. Over the last 11 seasons, TCU is 184-of-223 (83%) in stealing third.

STINGY STAFF

The Frogs' 3.59 ERA since 2013 is sixth nationally. TCU led the nation with a 2.22 ERA in 2014 and ranked second in 2015 with a 2.45 ERA. Additionally, the TCU pitching staff has pitched the ninth-most shutouts (59) nationally over the last 11 years.

TCU has limited opponents to two or fewer runs 244 times in the 649 games played since Saarloos' arrival on campus. The staff has surrendered 5+ runs just 251 times in those contests.

WINS UPON WINS UPON WINS

Since Saarloos arrived on campus, TCU has produced 429 wins and owns a .652 winning percentage. The 429 wins rank seventh nationally and are the most in the state of Texas.

TCU has been victorious in 93 of 138 series played and tallied 45 series sweeps.

HOME SWEET HOME

The Frogs have enjoyed the home cooking of Lupton Stadium since it opened in 2003. TCU has an all-time record of 473-162 (.744) at Lupton Stadium.

The last nine seasons have seen Lupton Stadium become one of the toughest places to play. TCU has won 51 of the last 65 series played at Lupton Stadium over that time frame.

Since the start of 2014, TCU has posted a 212-71 (.749) record.

EXTRA, EXTRA

TCU has played 41 extra inning games since Kirk Saarloos arrived in 2013 and holds a 23-18 mark in those games. TCU is 4-1 in extra inning games with Saarloos as the head coach.

TCU picked up its first extra-inning win of the season in 12 innings at DBU. It's the longest game since a 14-inning win at Texas Tech on May 16.

The Frogs longest extra inning game was 22 innings in the 2014 NCAA Regional against Sam Houston State.

2024 TCU BASEBALL

BIG 12 STANDINGS
(as of Feb. 22)

Team	Big 12 Games			Overall		
	W-L	Pct.	GB	W-L-T	Pct.	Streak
TCU	0-0	.000	—	4-0	1.000	W4
Houston	0-0	.000	—	4-0	1.000	W4
UCF	0-0	.000	—	2-0	1.000	W2
Texas	0-0	.000	—	3-1	.750	W2
Texas Tech	0-0	.000	—	3-2	.600	L1
Kansas	0-0	.000	—	2-2	.500	W2
Kansas State	0-0	.000	—	2-2	.500	L1
Oklahoma	0-0	.000	—	2-2	.500	L1
Oklahoma State	0-0	.000	—	2-2	.500	W2
West Virginia	0-0	.000	—	2-2	.500	W1
Cincinnati	0-0	.000	—	1-2	.333	W1
Baylor	0-0	.000	—	1-3	.250	W1
BYU	0-0	.000	—	1-3	.250	L3

THIS WEEK'S GAMES

MONDAY, FEBRUARY 19 West Virginia 4, @ Stetson 5 West Virginia 7, @ Stetson 5 BYU 2, vs. Grand Canyon 6 (Mesa, Ariz.)	SATURDAY, FEBRUARY 24 UCLA @ TCU St. John's @ Houston Samford @ UCF Holy Cross @ Kansas State Wright State @ Oklahoma (DH) Cal Poly @ Texas Texas Southern @ Texas Tech BYU @ UC Davis Washington State vs. Kansas (Round Rock) Arkansas vs. Oklahoma State (Arlington) West Virginia @ Charlotte Indiana @ Baylor Illinois vs. Cincinnati (Conway, S.C.)
TUESDAY, FEBRUARY 20 Northern Kentucky 2 @ Cincinnati 10 Lamar 5 @ Baylor 11 UT Arlington 1 vs. Texas Tech 13 (Arlington) Texas State 5 @ TCU 6 TAMU-CC 7 vs. Kansas 13 (Corpus Christi) Prairie View 1 @ Houston 27 Houston Christian 3 @ Texas 20 Oklahoma 7 @ Dallas Baptist 11 Kansas State 6 @ Arizona State 9	SUNDAY, FEBRUARY 25 UCLA @ TCU St. John's @ Houston Samford @ UCF Holy Cross @ Kansas State Wright State @ Oklahoma Cal Poly @ Texas Texas Southern @ Texas Tech Kentucky vs. Kansas (Round Rock) Oregon State vs. Oklahoma State (Arlington) West Virginia @ Charlotte Indiana @ Baylor Cincinnati @ Coastal Carolina
WENESDAY, FEBRUARY 21 Texas Tech 4 vs. Oregon State 10 UCF 4, @ Miami 3 BYU 0, @ Cal 8 Okla. St. 8, vs. Abilene Christian 4 (Arlington)	
THURSDAY, FEBRUARY 22 BYU @ UC Davis	
FRIDAY, FEBRUARY 23 BYU @ UC Davis UCLA @ TCU St. John's @ Houston Samford @ UCF Holy Cross @ Kansas State Wright State @ Oklahoma Cal Poly @ Texas Texas Southern @ Texas Tech Texas State vs. Kansas (Round Rock) Oklahoma St. vs. Michigan (Arlington) West Virginia @ Charlotte Indiana @ Baylor Cincinnati @ Ball State (Conway, S.C.)	

2024 Statistical Comparisons

TCU	Hitting	UCLA
.347	Batting Avg	.319
50	Hits	30
40	Runs Scored	24
10.0	Runs Per Game	8.0
10	Doubles	4
0	Triples	1
8	Home Runs	5
.583	Slugging Pct	.543
24	Strikeouts	25
26	Walks	27
.445	On-base Pct	.500
7-9	Stolen Bases	8-8
1	Hit-By-Pitch	7

TCU	Pitching	UCLA
6.94	ERA	2.67
42	Strikeouts	28
20	Walks	8
.299	Opp. BA	.225
5	Hit-By-Pitch	5

TCU	Fielding	UCLA
.954	Fielding Pct	.950
7	Errors	6
39	Assists	44

Leaders		Leaders
Chase Brunson (.538)	BA	Cody Schrier (.583)
Payton Tolle (7)	RBI	Mulivai Levu (5)
Chatagnier/Brunson (2)	HR	Duce Gourson (2)
Chatagnier/Silva (3)	SB	Schrier/Cholowsky (1)
Five with (0.00)	ERA	Five with (0.00)
Patyon Tolle (7)	Ks	Michael Barnett (6)
Ben Abeldt (2)	Saves	Rashad Ruff (1)

2024 BIG 12 PRESEASON POLL

	SCHOOL (1st Place Votes)	POINTS
1.	TCU Horned Frogs (11)	143
2.	Texas Longhorns (2)	131
3.	Oklahoma State Cowboys	119
4.	Texas Tech Red Raiders	107
5.	Kansas State Wildcats	98
T-6.	Oklahoma Sooners	85
T-6.	West Virginia Mountaineers	85
8.	Kansas Jayhawks	67
9.	Houston Cougars	56
10.	UCF Knights	45
11.	Baylor Bears	36
T-12.	BYU Cougars	21
T-12.	Cincinnati Bearcats	21

2024 TCU BASEBALL

STARTING LINEUPS	
1.	Chatagnier (4)
2.	Maxwell (3); Bowen (1)
3.	Byrne (4)
4.	Tolle (4)
5.	Silva (4)
6.	Bowen (6); Brunson (1)
7.	Boyers (3); Basseer (1)
8.	Brunson (3); Green (1)
9.	Robinson (2); Boyers (1); Myers (1)

STARTING LINEUPS BY GAME										
Date	Opp.	C	1B	2B	3B	SS	LF	CF	RF	DH
2/16	FGCU	Bowen	Byrne	Chatagnier	Robinson	Silva	Maxwell	Brunson	Boyers	Tolle
2/17	FGCU	Byrne	Bowen	Chatagnier	Robinson	Silva	Maxwell	Brunson	Boyers	Tolle
2/18	FGCU	Byrne	Bowen	Chatagnier	Basseer	Silva	Maxwell	Brunson	Boyers	Tolle
2/20	TXST	Bowen	Byrne	Chatagnier	Green	Silva	Myers	Brunson	Boyers	Tolle

INNING RUNS											
Inn.	1	2	3	4	5	6	7	8	9	Ex.	Tot
TCU	5	6	4	1	1	8	3	11	1	0	40
Opp.	1	0	12	5	8	3	0	1	0	0	30

HOME RUN BREAKDOWN	
At Home	8
On the road.....	0
Neutral	0
vs. RHP	6
vs. LHP	2
vs. Big 12	0
vs. Non-conf.....	8
Day	6
Night.....	2
With 0 outs.....	3
With 1 out.....	3
With 2 outs.....	2
Freshmen.....	2
Sophomore.....	2
Junior	1
Senior	3
Lead-off.....	3
Solo HR	5
Two-run HR.....	2
Three-run HR	1
Grand Slam.....	0
1st Inning.....	1
2nd Inning	1
3rd Inning	0
4th Inning	1
5th Inning	0
6th Inning	1
7th Inning	2
8th Inning	2
9th Inning	0
Extra.....	0
Count	
0-0	2
0-1	0
0-2	1
1-0	0
1-1.....	2
1-2	1
2-0	0
2-1	0
2-2	1
3-0	0
3-1	1
3-2	0

2024 TCU BASEBALL

CAREER MULTI-HIT GAMES						
PLAYER	2020	2021	2022	2023	2024	Career
Jack Arthur						
Jack Basseer				19		19
Karson Bowen				24	2	26
Luke Boyers		11	16	12	1	40
Chase Brunson					2	2
Kurtis Byrne		1	17	12		30
Peyton Chatagnier	5	13	14	13	2	47
Jake Duer				1		1
Brody Green				1	2	3
Fisher Ingersoll						
Micah Kendrick						
Dallen Leach			10	9		19
Logan Maxwell			3	6	1	10
Gabe Miranda						
Sam Myers						
Tim Reynolds						
Ryder Robinson						
Anthony Silva				20	3	23
Camden Sos						
Payton Tolle			8	20	1	29
Zach Wadas						

CAREER MULTI-RBI GAMES						
PLAYER	2020	2021	2022	2023	2024	Career
Jack Arthur						
Jack Basseer				11		11
Karson Bowen				13	1	14
Luke Boyers		6	11	9	1	27
Chase Brunson					2	2
Kurtis Byrne		2	8	11	1	22
Peyton Chatagnier	3	12	11	7	1	34
Jake Duer						
Brody Green				1	1	2
Fisher Ingersoll						
Micah Kendrick						
Dallen Leach			5	4		9
Logan Maxwell			4	5		9
Gabe Miranda						
Sam Myers						
Tim Reynolds						
Ryder Robinson						
Anthony Silva				14	1	15
Camden Sos						
Payton Tolle			5	18	3	26
Zach Wadas						

STREAKS				
PLAYER	HITTING	CAREER	ON-BASE	CAREER
Jack Arthur				
Jack Basseer		8	5	19
Karson Bowen		12	5	12
Luke Boyers		10	6	23
Chase Brunson	4	3	4	3
Kurtis Byrne		10	6	20
Peyton Chatagnier	1	9	6	15
Jake Duer	1	1	1	1
Brody Green	2	1	2	2
Fisher Ingersoll		1	2	2
Micah Kendrick				
Dallen Leach		9		10
Logan Maxwell	6	6	6	6
Gabe Miranda				
Sam Myers	1	1	1	1
Tim Reynolds				
Ryder Robinson	1	1	1	1
Anthony Silva	7	14	7	17
Camden Sos				
Payton Tolle	4	8	4	14
Zach Wadas				

GAMES STARTED		
PLAYER	CAREER	CONSECUTIVE
Jack Basseer	45	
Karson Bowen	59	26
Luke Boyers	152	4
Chase Brunson	4	4
Kurtis Byrne	116	22
Peyton Chatagnier	187	4
Jake Duer	4	
Brody Green	4	1
Fisher Ingersoll	6	
Dallen Leach	84	
Logan Maxwell	57	
Sam Myers	1	1
Ryder Robinson	2	
Anthony Silva	65	54
Payton Tolle	96	59

HITTING BREAKDOWN														
PLAYER	MULTI-HIT GAMES					MULTI RBI	HR TOTAL	HOME RUN BREAKDOWN						
	TOTAL	2	3	4	5+			HOME	AWAY	SOLO	2	3	GS	LAST HOME RUN
Jack Arthur														
Jack Basseer														5/19/23 at BYU
Karson Bowen	2	1	1			1	1	1			1			2/18/24 vs. FGCU
Luke Boyers	1	1				1	1	1		1				2/17/24 vs. FGCU
Chase Brunson	2	1	1			2	2	2		1	1			2/17/24 vs. FGCU
Kurtis Byrne						1								6/5/23 at Arkansas
Peyton Chagagnier	2	2					2	2		2				2/17/24 vs. FGCU
Jake Duer														
Brody Green	2	1	1			1								
Fisher Ingersoll														
Micah Kendrick														
Dallen Leach														5/13/23 vs. FGCU
Logan Maxwell	1		1											5/2/23 vs. UTRGV
Gabe Miranda														
Sam Myers														
Tim Reynolds														
Ryder Robinson														
Anthony Silva	3	2		1		1	1	1		1				2/16/24 vs. FGCU
Camden Sos														
Payton Tolle	1	1				3	1	1				1		2/17/24 vs. FGCU
Zach Wadas														

HOME RUN BREAKDOWN								
No.	Player	Date	Opponent	Pitcher	On	Inn.	Out	Count
1.	Anthony Silva	2/16	FGCU	Alejandro Valiente	*0...	7	0	0-0
2.	Chase Brunson	2/16	FGCU	Alejandro Valiente	0...	7	2	1-1
3.	Peyton Chatagnier	2/17	FGCU	Justin Henschel	*0...	1	0	1-1
4.	Peyton Chatagnier	2/17	FGCU	Justin Henschel	0...	4	2	3-1
5.	Chase Brunson	2/17	FGCU	Justiin Henschel	1..	6	1	1-2
6.	Luke Boyers	2/17	FGCU	Evan Dempsey	*0...	8	0	0-0
7.	Payton Tolle	2/17	FGCU	Jake Bunz	..2.	8	1	2-2
8.	Karson Bowen	2/18	FGCU	Chase Kriebel	1..	2	1	0-2

2024 TCU BASEBALL

STARTING PITCHERS

Pitcher	Date	Opp.	Dec.	IP	H	R	ER	BB	SO	NP	Score	Final
											When Left	Score
Payton Tolle	2/16	FGCU	ND	3.0	3	4	4	1	7	70	2-4	10-9
Kole Klecker	2/17	FGCU	ND	3.0	7	5	4	1	4	55	3-4	13-10
Zack Morris	2/18	FGCU	ND	4.0	5	5	4	3	3	90	5-5	11-6
Ben Hampton	2/20	Texas State	ND	4.1	8	4	3	0	6	75	5-3	6-5

STARTING PITCHER RECORDS

Pitcher	2024	Career
Ben Abeldt.....	0-0	0-1
Kyle Ayers.....	0-0	2-1
Ben Hampton.....	1-0	26-16
Chase Hoover	0-0	3-1
Kole Klecker	1-0	12-6
Zack Morris.....	1-0	3-1
Andrew Mosiello	0-0	1-3
Caedmon Parker	0-0	4-3
Louis Rodriguez.....	0-0	1-4
Braeden Sloan.....	0-0	7-3
Colt Taylor	0-0	1-4
Payton Tolle	1-0	14-13

STARTING PITCHER STATS

Pitcher	Starts	IP	W-L	ERA	B/Avg.
Ben Hampton	1	4.1	0-0	6.23	.400
Kole Klecker	1	3.0	0-0	12.00	.467
Zack Morris	1	4.0	0-0	9.00	.263
Payton Tolle	1	3.0	0-0	12.00	.250

RUN SUPPORT

	Starts	Total Runs	Average
Ben Hampton	1	6	6.0
High: 6 vs. Texas State (2/20)			
Low: 6 vs. Texas State (2/20)			
Kole Klecker	1	13	13.0
High: 13 vs. FGCU (2/17)			
Low: 13 vs. FGCU (2/17)			
Zack Morris	1	11	11.0
High: 11 vs. FGCU (2/18)			
Low: 11 vs. FGCU (2/18)			
Payton Tolle	1	10	10.0
High: 10 vs. FGCU (2/16)			
Low: 10 vs. FGCU (2/16)			

2024 TCU BASEBALL

BULLPEN STATISTICS

Pitcher	W-L-S	App.	ERA	IP	H	R	ER	BB	K	B/Avg.	1st Batter	
											H-AB	Avg.
Zachary Cawyer	2-0-0	2	0.00	4.2	2	0	0	3	6	.133	1-1	1.000
Braeden Sloan	1-0-0	2	0.00	1.2	1	0	0	2	1	.143	0-2	.000
Ben Abeldt	0-0-2	2	0.00	2.1	2	0	0	0	2	.250	0-2	.000
Louis Rodriguez	1-0-0	2	0.00	2.2	4	0	0	1	5	.333	1-2	.500
Hunter Hodges	0-0-1	1	0.00	0.2	0	0	0	0	1	.000	0-1	.000
Kyle Ayers	0-0-0	1	6.75	2.2	3	2	2	2	0	.333	1-1	1.000
Andrew Mosiello	0-0-0	1	9.00	1.0	1	1	1	3	1	.250	0-0	.000
Chase Hoover	0-0-0	2	12.00	3.0	3	4	4	2	4	.273	1-1	1.000
Caedmon Parker	0-0-0	1	22.50	2.0	4	5	5	2	2	.400	0-0	.000
Totals	4-0-3		5.23	20.2	20	12	12	15	22	.256	4-10	.400

BULLPEN GAME-BY-GAME

Opponent	Date	W-L-S	Pitchers	Inn.	IP	H	R-ER	BB-SO
FGCU	2/16	1-0-0	Parker, Rodriguez, Cawyer	4th	6.0	6	5-5	4-10
FGCU	2/17	1-0-1	Hoover, Ayers, Sloan, Abledt	4th	6.0	5	5-5	4-5
FGCU	2/18	1-0-1	Mosiello, Cawyer, Sloan, Hodges	5th	4.0	3	1-1	7-2
Texas State	2/20	1-0-1	Rodriguez, Hoover, Abeldt	5th	4.2	6	1-1	0-5

SAVE OPPORTUNITIES

Pitcher.....	2024	Career
Ben Abeldt.....	2/2	4/5
Cohen Feser	0/0	1/1
Hunter Hodges.....	1/1	11/13
Louis Rodriguez	0/0	3/3

INHERITED RUNNERS

Pitcher.....	2024	Career
Ben Abeldt.....	0/0	11/25
Kyle Ayers	3/3	11/19
Zachary Cawyer	1/5	1/5
Cohen Feser	0/0	9/25
Hunter Hodges.....	0/3	22/69
Chase Hoover.....	1/2	2/7
Kole Klecker.....	0/0	0/3
Zack Morris	0/0	30/55
Andrew Mosiello.....	0/0	9/21
Louis Rodriguez	1/1	8/10
Blake Rogers	0/0	1/3
Braeden Sloan	0/2	0/2
Colt Taylor	0/0	5/18
Jax Traeger.....	0/0	6/10

2024 TCU BASEBALL

TCU BATTING/PITCHING SUMMARY

[illegible]

SERIES BY SERIES PITCHING:

[illegible]

MONTH BY MONTH BATTING:

[illegible]

MONTH BY MONTH PITCHING:

[illegible]

HOME-AWAY-NEUTRAL BATTING:

[illegible]

HOME-AWAY-NEUTRAL PITCHING:

[illegible]

COMEBACKS

DEFICIT OVERCOME

6 runs - Trained 9-3 after six (vs. FGCU 2/16)

6 runs - Trained 10-4 after five (vs. FGCU 2/17)

2024 PINCH HITTING BREAKDOWN

Player	AVG.	AB-H-RBI	2B-3B-HR	BB-HP-SO
--------	------	----------	----------	----------

2024 TCU BASEBALL

2024 SEASON RESULTS/NOTES

Overall: 4-0 • Home: 4-0 • Away: 0-0 • Neutral: 0-0 • Big 12: 0-0

Date	Opponent	Score	TCU	Opp	Inns	Attend.	Time	TCU Decision	Notes
			R-H-E	R-H-E					
2/16	Florida Gulf Coast	W, 10-9	10-13-0	9-9-2	9	4,568	4:07	Cawyer (W, 1-0)	TCU scores seven unanswered in final three innings
2/17	Florida Gulf Coast	W, 13-10	13-13-2	10-12-0	9	4,029	3:35	Sloan (W, 1-0)	Tolle hits go-ahead home run in 7-run eighth inning
2/18	Florida Gulf Coast	W, 11-6	11-13-4	6-8-4	9	4,052	4:03	Cawyer (W, 1-0)	TCU scores six in the sixth; Bowen drives in five
2/20	Texas State	W, 6-5	6-11-1	5-14-1	9	4,412	2:51	Rodriguez (W, 1-0)	TCU pitchers don't walk anyone; Green and Tolle drive in two

2024 LINE SCORES

Feb 16, 2024 at Fort Worth, Texas

FGCU	004	302	000	-	9	9	2	(0-1)
#5 TCU	110	010	241	-	10	13	0	(1-0)

WP-Cawyer, Zachary (1-0); LP-Hartman, Lucas (0-1)

HR FGCU-Farrow, Ian (1); Moise, Mac (1)

HR TCU-Silva, Anthony (1); Brunson, Chase (1)

T-4:07 A- 4,568

Feb 17, 2024 at Fort Worth, Texas

FGCU	004	150	000	-	10	12	0	(0-2)
#5 TCU	210	102	07x	-	13	13	2	(2-0)

WP-Sloan, Braeden (1-0); LP-Dempsey, Evan (0-1)

SV TCU-Abeldt, Ben (1)

HR FGCU-Farrow, Ian (2); Lojewski, Jake (1); Povey, Harrison (1)

HR TCU-Chatagnier, Peyton 2(2); Brunson, Chase (2); Tolle, Payton (1);

Boyers, Luke (1)

T-3:35 A- 4,029

Feb 18, 2024 at Fort Worth, Texas

FGCU	004	001	00	-	6	8	4	(0-3)
#5 TCU	032	006	00	-	11	13	4	(3-0)

WP-Cawyer, Zachary (2-0); LP-Love, Nick (0-1)

SV TCU-Hodges, Hunter(1)

HR FGCU-Farrow, Ian (3); Povey, Harrison (2)

HR TCU-Bowen, Karson (1)

T-4:03 A- 4,052

Feb 20, 2024 at Fort Worth, Texas

Texas State	000	130	010	-	5	14	1	(3-1)
#5 TCU	212	000	10x	-	6	11	1	(3-1)

WP-Rodriguez, Louis (1-0); LP-Robie, Tony (0-1)

SV TCU-Abeldt, Ben (2)

T-2:51 A- 4,412

2024 TCU BASEBALL



#0 RYDER ROBINSON
INF • 6-2 • 185 • S/R • FR
CEDAR HILLS, UTAH
AMERICAN FORK HS

ROBINSON'S CAREER STATS													
Yr.	Avg	GP-GS	AB	R	H	2B	3B	HR	RBI	SLG	BB	SO	SB-A
'24	.111	2-2	9	1	1	0	0	0	0	.111	0	1	0-0

Season Highs	Career Highs
Hits1 vs. FGCU 2/17	Hits1 vs. FGCU 2/17/24
Runs.....1 vs. FGCU 2/17	Runs.....1 vs. FGCU 2/17/24
RBI.....N/A	RBI.....N/A
HR.....N/A	HR.....N/A
SB.....N/A	SB.....N/A
Last HR.....N/A	

- Career Highlights:
- Made two starts (2 at third base)
 - Reached base safely in 1 game and hit safely in 1 game



#1 PEYTON CHATAGNIER
INF • 5-10 • 185 • R/R • GR
CYPRESS, TEXAS
OLE MISS

CHATAGNIER'S CAREER STATS													
Yr.	Avg	GP-GS	AB	R	H	2B	3B	HR	RBI	SLG	BB	SO	SB-A
'20*	.311	17-15	61	23	19	4	0	4	13	.574	13	16	3-3
'21*	.271	56-56	221	41	60	13	0	6	43	.412	26	56	0-3
'22*	.248	62-61	230	47	57	12	2	11	45	.461	18	63	6-9
'23*	.261	51-51	176	32	46	7	1	10	26	.483	22	41	2-4
'24	.333	4-4	15	6	5	0	0	2	3	.733	5	2	3-3
Tot	.266	190-187	703	149	187	36	3	33	130	.467	84	178	14-22

* - Indicates totals at Ole Miss

Season Highs	Career Highs
Hits2, twice	Hits4, three times
Runs.....3 vs. FGCU 2/16	Runs.....4, twice
RBI.....3 vs. FGCU 2/17	RBI.....6 vs. Arizona 6/6/22
HR.....2 vs. FGCU 2/17	HR.....2, four times
SB3 vs. FGCU 2/16	SB3, twice
Last HR.....vs. FGCU 2/17/24	

- Career Highlights:
- Appeared in 190 games (187 as a starter, 2 as a pinch hitter, 1 as a defensive replacement)
 - Started 187 games (186 at second base, 1 at third base)
 - Reached base safely in 132 games and hit safely in 106
 - Has 47 multi-hit games and 34 multi-RBI contests



#4 KURTIS BYRNE
UT • 6-0 • 225 • R/R • GR
ST. LOUIS, MO.
CHRISTIAN BROTHERS COLLEGE

BYRNE'S CAREER STATS													
Yr.	Avg	GP-GS	AB	R	H	2B	3B	HR	RBI	SLG	BB	SO	SB-A
'20	.067	5-4	15	1	1	0	0	0	1	.067	3	5	0-0
'21	.333	16-6	27	8	9	3	0	1	9	.556	7	4	1-1
'22	.291	57-55	206	33	60	15	1	5	44	.447	20	32	2-2
'23	.285	50-47	193	34	55	9	0	10	48	.487	14	34	0-0
'24	.125	4-4	16	4	2	0	0	0	3	.125	3	3	0-0
Tot	.278	132-116	457	80	127	27	1	16	105	.446	47	78	3-3

Season Highs	Career Highs
Hits1, twice	Hits4 at Arkansas 6/5/23
Runs.....1, twice	Runs.....4 vs. Oklahoma State 5/28/23
RBI.....2 vs. FGCU 2/17	RBI.....5, three times
HR.....N/A	HR.....2 at Arkansas 6/5/23
SBN/A	SB1, three times
Last HR.....at Arkansas 6/5/23	

- Career Highlights:
- Appeared in 132 games (116 as a starter, 9 as a defensive replacement, 7 as a pinch hitter)
 - Started 116 games (78 at catcher, 36 as a designated hitter and 2 at first base)
 - Reached base safely in 104 games and hit safely in 88
 - Has 30 multi-hit games and 22 multi-RBI contests



#5 ANTHONY SILVA
INF • 6-2 • 200 • R/R • SO
SAN ANTONIO, TEXAS
CLARK HS

SILVA'S CAREER STATS													
Yr.	Avg	GP-GS	AB	R	H	2B	3B	HR	RBI	SLG	BB	SO	SB-A
'23	.330	61-61	227	53	75	11	0	7	50	.471	23	33	17-19
'24	.529	4-4	17	5	9	1	0	1	4	.765	2	2	3-4
Tot	.344	65-65	244	58	84	12	0	8	54	.492	25	35	20-23

Season Highs	Career Highs
Hits4 vs. FGCU 2/16	Hits4 vs. FGCU 2/16/24
Runs.....2 vs. FGCU 2/18	Runs.....3, twice
RBI.....3 vs. FGCU 2/16	RBI.....5, twice
HR.....1 vs. FGCU 2/16	HR.....2, twice
SB2 vs. FGCU 2/17	SB2, three times
Last HR.....vs. FGCU 2/16/24	

- Career Highlights:
- Started 65 games (65 at shortstop)
 - Reached base safely in 57 games and hit safely in 53
 - Has 23 multi-hit games and 15 multi-RBI contests

2024 TCU BASEBALL



#6 LUKE BOYERS
OF • 5-11 • 205 • S/R • SR
BOERNE, TEXAS
SAMUEL V. CHAMPION HS

BOYERS' CAREER STATS													
Yr.	Avg	GP-GS	AB	R	H	2B	3B	HR	RBI	SLG	BB	SO	SB-A
'21	.307	46-42	150	35	46	4	0	1	22	.353	17	46	10-14
'22	.250	60-60	224	46	56	11	2	6	37	.397	25	65	11-13
'23	.231	58-46	173	42	40	7	1	7	27	.405	38	63	7-8
'24	.267	4-4	15	2	4	0	0	1	4	.467	3	2	0-0
Tot	.260	168-152	562	125	146	22	3	15	90	.390	83	176	28-35

Season Highs		Career Highs	
Hits	2 vs. FGCU 2/17	Hits	4, twice
Runs.....	2 vs. FGCU 2/17	Runs.....	6 vs. Texas Southern 2/23/21
RBI.....	2 vs. FGCU 2/17	RBI.....	4 at Kansas 5/13/22
HR.....	1 vs. FGCU 2/17	HR.....	2 at Texas Tech 4/1/23
SB	N/A	SB	2, three times
Last HR	vs. Oklahoma State 5/28/23		

- Career Highlights:
- Played in 168 games (152 starts, 9 as a defensive replacement, 7 as a pinch hitter)
 - Started 152 games (88 in right field, 55 in left field and 9 in center field)
 - Tallied 40 multi-hit games and 27 multi-RBI games
 - Reached base safely in 135 games and hit safely in 98 games




#7 GABE MIRANDA
INF • 6-3 • 215 • L/L • RFR
ORANGE, CALIF.
ORANGE LUTHERAN HS

MIRANDA'S CAREER STATS													
Yr.	Avg	GP-GS	AB	R	H	2B	3B	HR	RBI	SLG	BB	SO	SB-A
'23													
'24	.000	1-0	0	0	0	0	0	0	0	.000	0	0	0-0
Tot	.000	1-0	0	0	0	0	0	0	0	.000	0	0	0-0

Season Highs		Career Highs	
Hits	N/A	Hits	N/A
Runs.....	N/A	Runs.....	N/A
RBI.....	N/A	RBI.....	N/A
HR.....	N/A	HR.....	N/A
SB	N/A	SB	N/A
Last HR	N/A		

- Career Highlights:
- Made 1 appearance (1 as a defensive replacement)



#8 JACK BASSEER
INF • 6-1 • 200 • R/R • SO
PLEASANTON, CALIF.
PEPPERDINE

BASSEER'S CAREER STATS													
Yr.	Avg	GP-GS	AB	R	H	2B	3B	HR	RBI	SLG	BB	SO	SB-A
'23*	.345	46-44	168	24	58	13	0	5	34	.512	16	36	2-6
'24	.000	1-1	1	0	0	0	0	0	0	.000	1	0	0-0
Tot	.343	47-45	169	24	58	13	0	5	34	.509	17	36	2-6

* - Indicates totals at Ole Miss

Season Highs		Career Highs	
Hits	N/A	Hits	4 vs. Gonzaga 3/26/23
Runs.....	N/A	Runs.....	2, five times
RBI.....	N/A	RBI.....	5 at South Alabama 3/3/23
HR.....	N/A	HR.....	1, five times
SB	N/A	SB	1, twice
Last HR	at BYU 5/19/23		

- Career Highlights:
- Played in 47 games (45 starts and 2 as a pinch hitter)
 - Started 45 games (21 as the designated hitter, 12 at first base, 6 in left field and 6 at third base)
 - Tallied 19 multi-hit games and 11 multi-RBI games
 - Reached base safely in 39 games and hit safely in 33 games



#9 BRODY GREEN
INF • 6-4 • 190 • R/R • JR
OWASSO, OKLA.
OWASSO HS

GREEN'S CAREER STATS													
Yr.	Avg	GP-GS	AB	R	H	2B	3B	HR	RBI	SLG	BB	SO	SB-A
'22	.143	8-1	7	2	1	0	0	1	1	.571	2	5	0-0
'23	.125	16-2	16	2	2	1	0	0	2	.188	1	7	0-0
'24	.714	3-1	7	1	5	2	0	0	3	1.000	0	2	0-0
Tot	.267	27-4	30	5	8	3	0	1	6	.467	3	14	0-0

Season Highs		Career Highs	
Hits	3 vs. Texas State 2/20	Hits	3 vs. Texas State 2/20/24
Runs.....	1 vs. FGCU 2/18	Runs.....	2 at Kansas 5/14/22
RBI.....	2 vs. Texas State 2/20	RBI.....	2, twice
HR.....	N/A	HR.....	1 at Kansas 5/14/22
SB	N/A	SB	N/A
Last HR	at Kansas 5/14/22		

- Career Highlights:
- Played in 27 games (16 as a defensive replacement, 4 as a pinch hitter, 4 as a starter and 3 as a pinch runner)
 - Started four games (3 at first base and 1 as the designated hitter)
 - Reached base safely in 8 games and hit safely in 4 games
 - Has three multi-hit games and two multi-RBI games

2024 TCU BASEBALL




#10 JAKE DUER
OF • 6-1 • 195 • L/L • SO
FLOWER MOUND, TEXAS
FLOWER MOUND HS

DUER'S CAREER STATS													
Yr.	Avg	GP-GS	AB	R	H	2B	3B	HR	RBI	SLG	BB	SO	SB-A
'23	.231	7-4	13	2	3	0	0	0	1	.231	1	6	0-0
'24													
Tot	.231	7-4	13	2	3	0	0	0	1	.231	1	6	0-0

Season Highs	Career Highs
Hits N/A	Hits 2 at Texas State 3/14/23
Runs..... N/A	Runs..... 1, twice
RBI..... N/A	RBI..... 1 at Texas State 3/14/23
HR..... N/A	HR..... N/A
SB..... N/A	SB..... N/A
Last HR..... N/A	

- Career Highlights:
- Made 7 appearances (4 as a starter, 2 as a pinch hitter and 1 as a defensive replacement)
 - Started 4 games (4 as the designated hitter)
 - Recorded a hit in 2 games and reached safely in 2
 - Has 1 multi-hit game



#13 SAM MYERS
OF • 5-9 • 190 • L/L • FR
CYPRESS, TEXAS
CYPRESS WOODS HS

MYERS' CAREER STATS													
Yr.	Avg	GP-GS	AB	R	H	2B	3B	HR	RBI	SLG	BB	SO	SB-A
'24	.250	2-1	4	1	1	0	0	0	0	.250	0	0	0-0

Season Highs	Career Highs
Hits 1 vs. Texas State 2/20	Hits 1 vs. Texas State 2/20/24
Runs..... 1 vs. Texas State 2/20	Runs..... 1 vs. Texas State 2/20/24
RBI..... N/A	RBI..... N/A
HR..... N/A	HR..... N/A
SB..... N/A	SB..... N/A
Last HR..... N/A	

- Career Highlights:
- Made two appearance (1 as a a starter, 1 as a pinch runner)
 - Started one game (one in left field)
 - Hit safely in one game and reached safely in one game



#14 KARSON BOWEN
C • 5-11 • 215 • R/R • SO
ANAHEIM HILLS, CALIF.
ORANGE LUTHERAN HS

BOWEN'S CAREER STATS													
Yr.	Avg	GP-GS	AB	R	H	2B	3B	HR	RBI	SLG	BB	SO	SB-A
'23	.350	56-55	217	49	76	15	0	6	46	.502	25	49	9-11
'24	.353	4-4	17	4	6	2	0	1	6	.647	2	2	0-0
Tot	.350	60-59	234	53	82	17	0	7	52	.513	27	51	9-11

Season Highs	Career Highs
Hits 3 vs. FGCU 2/18	Hits 4 vs. Kansas State 5/24/23
Runs..... 2 vs. Texas State 2/20	Runs..... 4 at Arkansas 6/4/23
RBI..... 5 vs. FGCU 2/18	RBI..... 5 vs. FGCU 2/18/24
HR..... 1 vs. FGCU 2/18	HR..... 1, seven times
SB..... N/A	SB 2 vs. Kansas State 5/27/23
Last HR..... at Kansas State 5/20/23	

- Career Highlights:
- Appeared in 60 games (59 as a starter and 1 as a defensive replacement)
 - Started 59 game (56 as the catcher, 2 at first base and 1 as the designated hitter)
 - Reached safely in 51 games and hit safely in 48 games.
 - Has 26 multi-hit games and 14 multi-RBI games



#15 CHASE BRUNSON
OF • 6-3 • 190 • R/R • FR
SAN CLEMENTE, CALIF.
SAN CLEMENTE HS

BRUNSON'S CAREER STATS													
Yr.	Avg	GP-GS	AB	R	H	2B	3B	HR	RBI	SLG	BB	SO	SB-A
'24	.538	4-4	13	8	7	2	0	2	5	1.154	4	1	0-0

Season Highs	Career Highs
Hits 3 vs. FGCU 2/17	Hits 3 vs. FGCU 2/17/24
Runs..... 3 vs. FGCU 2/17	Runs..... 3 vs. FGCU 2/17/24
RBI..... 2, twice	RBI..... 2, twice
HR..... 1, twice	HR..... 1, twice
SB..... N/A	SB N/A
Last HR..... vs. FGCU 2/17	

- Career Highlights:
- Made four appearances (4starts)
 - Started four games (4 in center field)
 - Has hit safley in 4 games and reached safely in 4 games
 - Has 2 multi-hit games and 2 multi-RBI games



#16 MICAH KENDRICK
INF • 6-0 • 185 • S/R • FR
ROCKWALL, TEXAS
ROCKWALL HS

KENDRICK'S CAREER STATS													
Yr.	Avg	GP-GS	AB	R	H	2B	3B	HR	RBI	SLG	BB	SO	SB-A
'24													

Season Highs	Career Highs
Hits N/A	Hits N/A
Runs..... N/A	Runs..... N/A
RBI..... N/A	RBI..... N/A
HR..... N/A	HR..... N/A
SB..... N/A	SB N/A
Last HR..... N/A	

- Career Highlights:
- Ranked as the 12th best shortstop in Texas by Perfect Game
 - Set the high school record with 34 stolen bases as a senior
 - Member of the National Honor Society
 - Older sister, Macy, played soccer at McNeese State

2024 TCU BASEBALL



#20 JACK ARTHUR
OF • 6-0 • 200 • R/R • JR
FLOWER MOUND, TEXAS
WEATHERFORD COLLEGE

ARTHUR'S CAREER STATS													
Yr.	Avg	GP-GS	AB	R	H	2B	3B	HR	RBI	SLG	BB	SO	SB-A
'24	.000	2-0	1	1	0	0	0	0	0	.000	0	1	0-0

Season Highs	Career Highs
Hits N/A	Hits N/A
Runs.....1 vs. FGCU 2/16	Runs.....1 vs. FGCU 2/16/24
RBI.....N/A	RBI.....N/A
HR.....N/A	HR.....N/A
SBN/A	SBN/A
Last HR.....N/A	

Career Highlights:
• Made two appearances (2 as a pinch runner)



#22 LOGAN MAXWELL
OF • 5-10 • 185 • L/L • JR
LIMA, OHIO
SHAWNEE H.S.

MAXWELL'S CAREER STATS													
Yr.	Avg	GP-GS	AB	R	H	2B	3B	HR	RBI	SLG	BB	SO	SB-A
'22	.194	26-21	72	11	14	4	0	0	12	.250	17	20	5-7
'23	.300	38-33	100	20	30	6	2	2	18	.460	14	23	4-5
'24	.417	3-3	12	4	5	2	0	0	1	.583	4	2	0-0
Tot	.266	67-57	184	35	49	12	2	2	31	.386	35	45	9-12

Season Highs	Career Highs
Hits3 vs. FGCU 2/18	Hits 4 at Oklahoma 3/17/23
Runs.....2 vs. FGCU 2/18	Runs..... 3, twice
RBI.....1 vs. FGCU 2/16	RBI.....5 vs. UTRGV 5/2/23
HR.....N/A	HR.....1, twice
SBN/A	SB2 vs. Army 3/13/22
Last HR..... vs. UTRGV 5/2/23	

Career Highlights:
• Appeared in 67 games (57 as a starter, 7 as a pinch hitter and 3 as a defensive replacement)
• Started 57 games (48 in left field and 9 as the designated hitter)
• Reached base in 47 games and tallied a hit in 34 games
• Has 10 multi-hit contests and 9 multi-RBI games



#23 FISHER INGERSOLL
INF • 6-2 • 210 • S/R • SO
LEHI, UTAH
AMERICAN FORK HS

INGERSOLL'S CAREER STATS													
Yr.	Avg	GP-GS	AB	R	H	2B	3B	HR	RBI	SLG	BB	SO	SB-A
'23	.083	8-6	12	2	1	0	0	0	2	.083	4	6	0-1
'24													
Tot	.083	8-6	12	2	1	0	0	0	2	.083	4	6	0-1

Season Highs	Career Highs
Hits N/A	Hits 1 vs. UT Arlington 2/22/23
Runs..... N/A	Runs.....1, twice
RBI.....N/A	RBI.....1, twice
HR.....N/A	HR.....N/A
SBN/A	SBN/A
Last HR.....N/A	

Career Highlights:
• Appeared in 8 games (6 as a starter and 2 as a pinch runner)
• Started 6 games (6 as the designated hitter)
• Reached safely in three games and hit safely in one game



#26 CAMDEN SOS
INF • 6-3 • 200 • R/R • FR
ALPINE, CALIF.
GRANITE HILLS HS

SOS' CAREER STATS													
Yr.	Avg	GP-GS	AB	R	H	2B	3B	HR	RBI	SLG	BB	SO	SB-A
'24													

Season Highs	Career Highs
Hits N/A	Hits N/A
Runs..... N/A	Runs..... N/A
RBI.....N/A	RBI.....N/A
HR.....N/A	HR.....N/A
SBN/A	SBN/A
Last HR.....N/A	

Career Highlights:
• Named an all-league performer as a junior and senior
• Selected as the Petco High School All-Star MVP in 2022
• Participated in the 13U National Team Identification Series
• Named a scholar athlete every year of high school



#34 DALLEN LEACH
C • 6-9 • 213 • R/R • GR
TALLAHASSEE, FLA.
NORTH FLORIDA

LEACH'S CAREER STATS													
Yr.	Avg	GP-GS	AB	R	H	2B	3B	HR	RBI	SLG	BB	SO	SB-A
'22*	.263	48-45	156	19	41	7	0	4	25	.385	17	41	1-2
'23*	.246	43-39	142	16	35	3	0	4	17	.352	21	22	0-1
'24													
Tot	.255	91-84	298	35	76	10	0	8	42	.369	38	63	1-3

Season Highs	Career Highs
Hits N/A	Hits3, four times
Runs..... N/A	Runs.....3 at Florida State 4/19/23
RBI.....N/A	RBI..... 5 vs. Fordham 3/3/23
HR.....N/A	HR.....2 vs. Fordham 3/3/23
SBN/A	SB1 at Kennesaw State 3/27/23
Last HR..... vs. Florida Gulf Coast 5/13/23	

Career Highlights:
• Appeared in 91 games (84 as a starter, 4 as a defensive replacement, 2 as a pinch hitter and 1 as a pinch runner)
• Started 84 games (76 as catcher and 8 as the designated hitter)
• Reached base in 66 games and tallied a hit in 53 games
• Has 19 multi-hit contests and 9 multi-RBI games

* - Indicates totals at North Florida

2024 TCU BASEBALL



#35 ZACH WADAS
UT • 6-4 • 190 • L/L • FR
CHANDLER, ARIZ.
HAMILTON HS

WADAS' CAREER STATS													
Yr.	Avg	GP-GS	AB	R	H	2B	3B	HR	RBI	SLG	BB	SO	SB-A
'24													

Season Highs		Career Highs	
Hits	N/A	Hits	N/A
Runs	N/A	Runs	N/A
RBI	N/A	RBI	N/A
HR	N/A	HR	N/A
SB	N/A	SB	N/A
Last HR	N/A		

- Career Highlights:**
- Named the top prospect in the 2022 Perfect Game National Showcase
 - Ranked as the number two prospect in the state of Arizona by Perfect Game
 - Selected as the Hamilton Scholar Athlete of the Year
 - High school teammates and also shares a birthday (8/25/04) with fellow Frog Kole Klecker



#37 TIM REYNOLDS
C • 5-11 • 180 • R/R • SO
LUCAS, TEXAS
ODESSA COLLEGE

REYNOLDS' CAREER STATS													
Yr.	Avg	GP-GS	AB	R	H	2B	3B	HR	RBI	SLG	BB	SO	SB-A
'24													

Season Highs		Career Highs	
Hits	N/A	Hits	N/A
Runs	N/A	Runs	N/A
RBI	N/A	RBI	N/A
HR	N/A	HR	N/A
SB	N/A	SB	N/A
Last HR	N/A		

- Career Highlights:**
- Played his freshman season at Odessa College
 - Had 23 hits, 17 RBIs and 10 stolen base while appearing in 37 games at Odessa
 - Member of Phi Theta Kappa honor society
 - Brother, Samuel, is a cancer survivor



#49 PAYTON TOLLE
INF • 6-6 • 250 • L/L • JR
YUKON, OKLA.
WICHITA STATE

TOLLE'S CAREER STATS													
Yr.	Avg	GP-GS	AB	R	H	2B	3B	HR	RBI	SLG	BB	SO	SB-A
'22*	.317	42-37	104	16	33	7	0	3	18	.471	6	27	0-0
'23*	.311	55-55	212	32	66	9	0	13	50	.538	18	53	1-4
'24	.294	4-4	17	3	5	1	0	1	7	.529	2	5	0-0
Tot	.312	101-96	333	51	104	17	0	17	75	.517	26	85	1-4

* - Indicates totals at Wichita State

Season Highs		Career Highs	
Hits	2 vs. FGCU 2/17	Hits	5 vs. Oakland 3/4/23
Runs	2 vs. FGCU 2/17	Runs	3, twice
RBI	3 vs. FGCU 2/17	RBI	6 vs. Oakland 3/4/23
HR	1 vs. FGCU 2/17	HR	1, 17 times
SB	N/A	SB	1 vs. Creighton 3/18/23
Last HR	vs. FGCU 2/17/24		

- Career Highlights:**
- Appeared in 101 games (96 as a starter, 4 as a pinch hitter, and 1 as a relief pitcher)
 - Started 96 games (43 at first base, 27 as a pitcher and 26 as the designated hitter)
 - Reached base in 69 games and tallied a hit in 64 games
 - Has 29 multi-hit contests and 26 multi-RBI games



#3 CAEDMON PARKER
RHP • 6-4 • 190 • R/R • RSO
MONTGOMERY, TEXAS
THE WOODLANDS CHRISTIAN

PARKER'S CAREER STATS													
Yr.	ERA	W-L	G-GS	CG	SH/CB	SV	IP	H	R	ER	BB	SO	WP
'22	5.19	2-2	9-7	0	0/0	0	26.0	24	17	15	20	22	3
'23							--- Redshirted ---						
'24	22.50	0-0	1-0	0	0/0	0	2.0	4	5	5	2	2	1
Tot	6.43	2-2	10-7	0	0/0	0	28.0	28	22	20	22	24	4

Season Highs		Career Highs	
SO	2 vs. FGCU 2/16	SO	4, three times
Walks	2 vs. FGCU 2/16	Walks	4, twice
Hits	4 vs. FGCU 2/16	Hits	5 vs. Incarnate Word 5/10/22
IP	2.0 vs. FGCU 2/16	IP	4.0, three times
ER	5 vs. FGCU 2/16	ER	5 vs. FGCU 2/16/24

Date	Opponent	W-L-SV	ERA	IP	H	R	ER	BB	SO	HP	BF
2/16	FGCU	0-0-0	22.50	2.0	4	5	5	2	2	0	12

- Career Highlights:**
- Team posted a 7-3 record in games he pitched
 - Team was 4-3 in games he started
 - Held opponents scoreless in 1 of 3 relief appearances

2024 TCU BASEBALL



#11 BEN HAMPTON
LHP • 6-1 • 205 • L/L • SR
DE PERE, WISC.
WEST VIRGINIA

HAMPTON'S CAREER STATS														
Yr.	ERA	W-L	G-GS	CG	SH/CB	SV	IP	H	R	ER	BB	SO	WP	HP
'21*	4.83	4-3	14-10	0	0/0	0	54.0	61	33	29	15	47	0	1
'22*	4.66	8-5	15-15	0	0/0	0	83.0	81	45	43	27	90	9	10
'23*	4.45	5-3	16-16	0	0/0	0	85.0	92	47	42	30	66	5	6
'24	6.23	0-0	1-1	0	0/0	0	4.1	8	4	3	0	6	0	0
Tot	4.65	17-11	46-42	0	0/0	0	226.1	242	129	117	72	209	14	17

- * - Indicates totals at West Virginia
- Career Highlights:**
- Team is 29-17 in games he pitches
 - Team is 26-16 in games he starts
 - Held opponents scoreless in 3 of 4 relief appearances
 - Totaled 18 quality starts in his career



#12 BEN ABELDT
LHP • 6-3 • 210 • R/L • SO
MCKINNEY, TEXAS
MCKINNEY BOYD HS

ABELDT'S CAREER STATS														
Yr.	ERA	W-L	G-GS	CG	SH/CB	SV	IP	H	R	ER	BB	SO	WP	HP
'23	3.60	3-4	32-1	0	0/0	2	55.0	49	34	22	24	71	3	10
'24	0.00	0-0	2-0	0	0/0	2	2.1	2	0	0	0	2	0	1
Tot	3.54	3-4	34-1	0	0/0	4	57.1	51	34	22	24	73	3	11

- Career Highlights:**
- Team is 20-14 in games he pitches
 - Team is 0-1 in games he started
 - Held opponents scoreless in 22 of 33 relief appearances
 - Has stranded 5 of 16 inherited runners



#17 KOLE KLECKER
RHP • 6-2 • 205 • R/R • SO
CHANDLER, ARIZ.
HAMILTON HS

KLECKER'S CAREER STATS														
Yr.	ERA	W-L	G-GS	CG	SH/CB	SV	IP	H	R	ER	BB	SO	WP	HP
'23	3.72	10-4	19-17	0	0/0	0	96.2	78	42	40	30	72	3	7
'24	12.00	0-0	1-1	0	0/0	0	3.0	7	5	4	1	4	1	0
Tot.	3.97	10-4	20-18	0	0/0	0	99.2	85	47	44	31	76	4	7

- Career Highlights:**
- Team is 14-6 in games he pitches
 - Team is 12-6 in games he starts
 - Totaled 7 quality starts in his career
 - Has stranded all three of his inherited runners

Season Highs					Career Highs				
SO	6	vs. Texas State	2/20		SO	10	twice		
Walks	N/A				Walks	5	at Oklahoma	5/14/23	
Hits	8	vs. Texas State	2/20		Hits	10	twice		
IP	4.1	vs. Texas State	2/20		IP	7.2	twice		
ER	3	vs. Texas State	2/20		ER	7	at Texas Tehc	4/23/23	

Date	Opponent	W-L-SV	ERA	IP	H	R	ER	BB	SO	HP	BF
2/20	Texas State*	0-0-0	6.23	4.1	8	4	3	0	6	0	20

Season Highs					Career Highs				
SO	2	vs. FGCU	2/17		SO	7	vs. Kansas State	5/27/23	
Walks	N/A				Walks	3	twice		
Hits	1	twice			Hits	5	twice		
IP	1.1	vs. Texas State	2/20		IP	4.2	at Arkansas	6/5/23	
ER	N/A				ER	6	vs. Florida State	2/25/23	

Date	Opponent	W-L-SV	ERA	IP	H	R	ER	BB	SO	HP	BF
2/17	FGCU	0-0-1	0.00	1.0	1	0	0	0	2	0	4
2/20	Texas State	0-0-2	0.00	1.1	1	0	0	0	0	1	5

Season Highs					Career Highs				
SO	4	vs. FGCU	2/17		SO	9	vs. Indiana State	6/9/23	
Walks	1	vs. FGCU	2/17		Walks	4	twice		
Hits	7	vs. FGCU	2/17		Hits	9	vs. Louisville	3/4/23	
IP	3.0	vs. FGCU	2/17		IP	7.0	five times		
ER	4	vs. FGCU	2/17		ER	6	twice		

Date	Opponent	W-L-SV	ERA	IP	H	R	ER	BB	SO	HP	BF
2/17	FGCU	0-0-0	12.00	3.0	7	5	4	1	4	0	17

2024 TCU BASEBALL



#18 STORM HIERHOLZER

RHP • 6-3 • 230 • R/R • RJR


AUSTIN, TEXAS

LAKE TRAVIS HS

HIERHOLZER'S CAREER STATS

Yr.	ERA	W-L	G-GS	CG	SH/CB	SV	IP	H	R	ER	BB	SO	WP	HP
'21	5.79	0-0	4-0	0	0/1	0	4.2	3	4	3	6	5	0	0
'22	12.79	0-0	7-0	0	0/0	0	6.1	10	10	9	5	6	2	2
'23	--- Redshirted ---													
'24														
Tot	9.82	0-0	11-0	0	0/1	0	11.0	13	14	12	11	11	2	2

- Career Highlights:
- Team is 6-5 in games he pitches
 - Held opponents scoreless in 6 of 11 appearances



#21 ZACHARY CAWYER

RHP • 6-3 • 210 • R/R • JR


FORT WORTH, TEXAS

MCLENNAN COLLEGE

CAWYER'S CAREER STATS

Yr.	ERA	W-L	G-GS	CG	SH/CB	SV	IP	H	R	ER	BB	SO	WP	HP
'24	0.00	2-0	2-0	0	0/0	0	4.2	2	0	0	3	6	0	0

- Career Highlights:
- Team is 2-0 in games he pitches
 - Has held opponents scoreless in both appearances
 - Has stranded four of five inherited runners



#25 JAX TRAEGER

RHP • 6-1 • 215 • R/R • SO


SPRING, TEXAS

CONCORDIA LUTHERAN

TRAEGER'S CAREER STATS

Yr.	ERA	W-L	G-GS	CG	SH/CB	SV	IP	H	R	ER	BB	SO	WP	HP
'23	4.63	2-0	7-0	0	0/0	0	11.2	14	6	6	6	12	2	0
'24														
Tot	4.63	2-0	7-0	0	0/0	0	11.2	14	6	6	6	12	2	0

- Career Highlights:
- Team is 4-3 in games he pitches
 - Held opponents scoreless in 2 of 7 appearances
 - Has stranded 4 of 10 inherited runners



#27 CARSON CORMIER

RHP • 6-5 • 225 • R/R • FR

WESTFORD, MASS.

PHILLIPS ACADEMY

CORMIER'S CAREER STATS

Yr.	ERA	W-L	G-GS	CG	SH/CB	SV	IP	H	R	ER	BB	SO	WP	HP
'24														

- Career Highlights:
- Selected by Perfect Game as a Preseason All-American as a senior
 - Named to the 2022 WWBA World Championship all-tournament team
 - Awarded the Emerging Leader Award along with the All-Scholastic Award
 - Participated in the 2022 Perfect Game 17U National Elite Championship


Season Highs					Career Highs									
SO				N/A	SO3 at Texas State 3/9/21							
Walks				N/A	Walks3 at Texas State 3/9/21							
Hits				N/A	Hits4 at Louisville 3/8/22							
IP				N/A	IP1.2, twice							
ER				N/A	ER5 at Louisville 3/8/22							
Date	Opponent				W-L-SV	ERA	IP	H	R	ER	BB	SO	HP	BF

Season Highs					Career Highs									
SO				6 vs. FGCU 2/16	SO6 vs. FGCU 2/16/24							
Walks				2 vs. FGCU 2/18	Walks2 vs. FGCU 2/18/24							
Hits				1, twice	Hits1, twice							
IP				3.0 vs. FGCU 2/16	IP3.0 vs. FGCU 2/16/24							
ER				N/A	ERN/A							
Date	Opponent				W-L-SV	ERA	IP	H	R	ER	BB	SO	HP	BF
2/16	FGCU				1-0-0	0.00	3.0	1	0	0	1	6	0	11
2/18	FGCU				2-0-0	0.00	1.2	1	0	0	2	0	0	7

Season Highs					Career Highs									
SO				N/A	SO4, twice							
Walks				N/A	Walks4 vs. Kansas State 5/24/23							
Hits				N/A	Hits5 vs. San Diego 3/10/23							
IP				N/A	IP5.0 vs. San Diego 3/10/23							
ER				N/A	ER2 at West Virginia 4/23							
Date	Opponent				W-L-SV	ERA	IP	H	R	ER	BB	SO	HP	BF

Season Highs					Career Highs									
SO				N/A	SON/A							
Walks				N/A	WalksN/A							
Hits				N/A	HitsN/A							
IP				N/A	IPN/A							
ER				N/A	ERN/A							
Date	Opponent				W-L-SV	ERA	IP	H	R	ER	BB	SO	HP	BF

2024 TCU BASEBALL



#29 MASON BIXBY

RHP • 6-7 • 240 • R/R • FR


SAN ANTONIO, TEXAS

JOHNSON HS

BIXBY'S CAREER STATS

Yr.	ERA	W-L	G-GS	CG	SH/CB	SV	IP	H	R	ER	BB	SO	WP	HP
'24														

- Career Highlights:
- Was a unanimous first-team all-district selection at Johnson High School
 - Ranked as the No. 8 right handed pitcher in Texas by Perfect Game
 - Had a 1.34 ERA and 7-2 record his junior year
 - Participated in the 2022 MLB/USA Prospect Ga



#30 LOUIS RODRIGUEZ

RHP • 6-1 • 200 • R/R • SO


LONG BEACH, CALIF.

ORANGE LUTHERAN HS

RODRIGUEZ'S CAREER STATS

Yr.	ERA	W-L	G-GS	CG	SH/CB	SV	IP	H	R	ER	BB	SO	WP	HP
'23	4.53	2-1	17-5	0	0/1	3	47.2	50	26	24	12	49	2	8
'24	0.00	1-0	2-0	0	0/0	0	2.2	4	0	0	1	5	0	2
Tot	4.29	3-1	19-5	0	0/1	3	50.1	54	26	24	13	54	2	10

- Career Highlights:
- Team is 11-8 in games he pitches
 - Team is 1-4 in games he starts
 - Held opponents scoreless in 7 of 14 relief appearances
 - Has stranded 3 of 11 inherited runners



#31 ANDREW MOSIELLO

RHP • 6-2 • 195 • R/R • GR

TEMECULA, CALIF.

OREGON

MOSIELLO'S CAREER STATS

Yr.	ERA	W-L	G-GS	CG	SH/CB	SV	IP	H	R	ER	BB	SO	WP	HP
'20	4.66	0-0	4-0	0	0/0	1	9.2	6	5	5	3	9	0	2
'21*	4.12	3-1	21-1	0	0/0	2	39.1	34	18	18	8	52	5	8
'22*	4.88	1-1	15-3	0	0/0	0	24.0	16	15	13	21	20	2	6
'23							-- Redshirted --							
'24	9.00	0-0	1-0	0	0/0	0	1.0	1	1	1	3	1	0	0
Tot	4.50	4-2	41-4	0	0/0	3	74.0	57	39	37	35	82	7	16

* - Indicates totals at Oregon

- Career Highlights:
- Team is 27-14 in games he pitches
 - Team is 1-3 in games he starts
 - Held opponents scoreless in 23 of 37 relief appearances
 - Has stranded 12 of 21 inherited runners

Season Highs					Career Highs				
SO	N/A	SO	N/A				
Walks	N/A	Walks	N/A				
Hits	N/A	Hits	N/A				
IP	N/A	IP	N/A				
ER	N/A	ER	N/A				

Date	Opponent	W-L-SV	ERA	IP	H	R	ER	BB	SO	HP	BF
------	----------	--------	-----	----	---	---	----	----	----	----	----


Season Highs					Career Highs				
SO	3 vs. Texas State 2/20	SO	5, twice				
Walks	1 vs. FGCU 2/16	Walks	3 vs. Cal State Fullerton 5/5/23				
Hits	3 vs. Texas State 2/20	Hits	7 at Texas Tech 4/2/23				
IP	1.2 vs. Texas State 2/20	IP	6.1 vs. Baylor 5/12/23				
ER	N/A	ER	4, twice				

Date	Opponent	W-L-SV	ERA	IP	H	R	ER	BB	SO	HP	BF
2/16	FGCU	0-0-0	0.00	1.0	1	0	0	1	2	2	6
2/20	Texas State	1-0-0	0.00	1.2	3	0	0	0	3	0	9

Season Highs					Career Highs				
SO	1 vs. FGCU 2/18	SO	6 vs. Seattle 2/28/21				
Walks	3 vs. FGCU 2/18	Walks	5 vs. St. John's 2/26/22				
Hits	1 vs. FGCU 2/18	Hits	5 at LSU 6/7/21				
IP	1.0 vs. FGCU 2/18	IP	5.0 vs. St. John's 2/26/22				
ER	1 vs. FGCU 2/18	ER	6 at San Diego 2/19/22				

Date	Opponent	W-L-SV	ERA	IP	H	R	ER	BB	SO	HP	BF
2/18	FGCU	0-0-0	9.00	1.0	1	1	1	3	1	0	7

2024 TCU BASEBALL



#32 BRAEDEN SLOAN
LHP • 6-4 • 215 • L/L • SO
ROSEVILLE, CALIF.
WOODCREEK HS

SLOAN'S CAREER STATS														
Yr.	ERA	W-L	G-GS	CG	SH/CB	SV	IP	H	R	ER	BB	SO	WP	HP
'23	6.63	2-3	11-10	0	0/0	0	38.0	44	30	28	14	28	1	4
'24	0.00	1-0	2-0	0	0/0	0	1.2	1	0	0	2	1	1	0
Tot	6.35	3-3	13-10	0	0/0	0	39.2	45	30	28	16	29	2	4

- Career Highlights:
- Team is 10-3 in games he pitches
 - Team was 7-3 in games he started
 - Posted one quality start



#33 ZACK MORRIS
LHP • 6-3 • 225 • L/L • GR
CABOT, ARK.
ARKANSAS

MORRIS' CAREER STATS														
Yr.	ERA	W-L	G-GS	CG	SH/CB	SV	IP	H	R	ER	BB	SO	WP	HP
'20	3.18	1-0	5-0	0	0/0	0	5.2	4	2	2	1	1	0	0
'21*	4.80	0-0	16-0	0	0/1	0	15.0	15	11	8	6	19	0	0
'22*	2.31	6-1	22-2	0	0/1	1	35.0	29	10	9	19	26	4	3
'23	7.64	1-4	18-1	0	0/0	2	33.0	39	34	28	18	39	1	3
'24	9.00	0-0	1-1	0	0/0	0	4.0	5	5	4	3	3	1	0
Tot	4.95	8-5	62-4	0	0/2	3	92.2	92	62	51	47	88	6	6
* - Indicates totals at Arkansas														

- Career Highlights:
- Team is 34-28 in games he pitches
 - Team is 3-1 in games he starts
 - Held opponents scoreless in 33 of 58 relief appearances
 - Has stranded 25 of 55 inherited runners



#36 CHASE HOOVER
LHP • 6-1 • 195 • L/L • SO
SANTA BARBARA, CALIF.
SAN MARCOS HS

HOOVER'S CAREER STATS														
Yr.	ERA	W-L	G-GS	CG	SH/CB	SV	IP	H	R	ER	BB	SO	WP	HP
'23	5.14	1-1	13-4	0	0/1	0	35.0	33	21	20	26	34	4	2
'24	12.00	0-0	2-0	0	0/0	0	3.0	3	4	4	2	4	0	0
Tot	5.68	1-1	15-4	0	0/1	0	38.0	36	25	24	28	38	4	2


- Career Highlights:
- Team is 8-7 in games he pitches
 - Team is 3-1 in games he starts
 - Held opponents scoreless in 5 of 11 relief appearances
 - Has stranded 5 of 7 inherited runners

Season Highs						Career Highs					
SO	1 vs. FGCU 2/17					SO	7 at UT Arlington 3/28/23				
Walks	2 vs. FGCU 2/18					Walks	4 at Texas State 3/14/23				
Hits	1 vs. FGCU 2/17					Hits	6, three times				
IP	1.0 vs. FGCU 2/17					IP	6.0 vs. Northwestern 3/22/23				
ER	N/A					ER	5, twice				
Date	Opponent	W-L-SV	ERA	IP	H	R	ER	BB	SO	HP	BF
2/17	FGCU	1-0-0	0.00	1.0	0	0	0	0	1	0	4
2/18	FGCU	1-0-0	0.00	0.2	1	0	0	2	0	0	5

Season Highs						Career Highs					
SO	3 vs. FGCU 2/18					SO	6 at Vanderbilt 5/19/23				
Walks	3 vs. FGCU 2/18					Walks	3, three times				
Hits	5 vs. FGCU 2/18					Hits	5, twice				
IP	4.0 vs. FGCU 2/18					IP	5.0 vs. Texas A&M 5/24/23				
ER	4 vs. FGCU 2/18					ER	5 at Missouri State 4/25/23				
Date	Opponent	W-L-SV	ERA	IP	H	R	ER	BB	SO	HP	BF
2/18	FGCU	0.00	9.00	4.0	5	5	4	3	3	0	22

Season Highs						Career Highs					
SO	2, twice					SO	6 vs. Oklahoma State 4/6/23				
Walks	2 vs. FGCU 2/17					Walks	4, twice				
Hits	2 vs. Texas State 2/20					Hits	7, twice				
IP	1.2 vs. Texas State 2/20					IP	7.0 vs. Abilene Christian 3/21/23				
ER	3 vs. FGCU 2/17					ER	7 vs. Oklahoma State 4/6/23				
Date	Opponent	W-L-SV	ERA	IP	H	R	ER	BB	SO	HP	BF
2/17	FGCU	0-0-0	20.25	1.1	1	3	3	2	2	0	8
2/20	Texas State	0-0-0	12.00	1.2	2	1	1	0	2	0	6

2024 TCU BASEBALL




#38 COLT TAYLOR
RHP • 6-3 • 195 • R/R • GR
ACWORTH, GA.
TENNESSEE TECH

TAYLOR'S CAREER STATS

Yr.	ERA	W-L	G-GS	CG	SH/CB	SV	IP	H	R	ER	BB	SO	WP	HP
'22*	5.52	2-0	20-0	0	0/0	1	31.0	31	22	19	18	30	5	9
'23*	8.15	1-5	23-5	0	0/0	1	35.1	41	37	32	20	19	2	8
'24														
Tot	6.92	3-5	43-5	0	0/0	2	66.1	72	59	51	38	49	7	17

* - Indicates totals at Tennessee Tech

- Career Highlights:
- Team is 17-26 in games he pitches
 - Team is 1-4 in games he starts
 - Held opponents scoreless in 14 of 38 relief appearances
 - Has stranded 13 of 18 inherited runners




#41 HOLDEN HARRIS
RHP • 6-2 • 210 • R/R • FR
LEANDER, TEXAS
TOM GLENN HS

HARRIS' CAREER STATS

Yr.	ERA	W-L	G-GS	CG	SH/CB	SV	IP	H	R	ER	BB	SO	WP	HP
'24														

- Career Highlights:
- Set his high school single game strikeout record with 13
 - Named to the 2022 USA Baseball's 17U National Team Development Program roster
 - Selected to the all-district 2nd-team as a junior
 - Member of the A/B honor roll



#43 JAX LEWIS
RHP • 6-1 • 160 • L/R • FR
CLAXTON, GA.
PINEWOOD CHRISTIAN ACAD.

LEWIS' CAREER STATS

Yr.	ERA	W-L	G-GS	CG	SH/CB	SV	IP	H	R	ER	BB	SO	WP	HP
'24														

- Career Highlights:
- Named the all-district Pitcher of the Year as a junior
 - Had a 0.78 ERA his junior season
 - Earned Perfect Game All-Tournament team honors 13 times
 - Member of the National Honor Society

Season Highs				Career Highs							
SO.....		N/A		SO.....						3, three times	
Walks.....		N/A		Walks.....						3, six times	
Hits.....		N/A		Hits.....						5 at UT Martin 4/23/22	
IP.....		N/A		IP.....						3.1 vs. Austin Peay 5/15/22	
ER.....		N/A		ER.....						5 at UT Martin 4/23/22	
Date	Opponent	W-L-SV	ERA	IP	H	R	ER	BB	SO	HP	BF

Season Highs				Career Highs							
SO.....	N/A			SO.....	N/A						
Walks.....	N/A			Walks.....	N/A						
Hits.....	N/A			Hits.....	N/A						
IP.....	N/A			IP.....	N/A						
ER.....	N/A			ER.....	N/A						
Date	Opponent	W-L-SV	ERA	IP	H	R	ER	BB	SO	HP	BF

Season Highs				Career Highs							
SO.....	N/A			SO.....	N/A						
Walks.....	N/A			Walks.....	N/A						
Hits.....	N/A			Hits.....	N/A						
IP.....	N/A			IP.....	N/A						
ER.....	N/A			ER.....	N/A						
Date	Opponent	W-L-SV	ERA	IP	H	R	ER	BB	SO	HP	BF

2024 TCU BASEBALL



#44 HUNTER HODGES
RHP • 6-3 • 225 • R/R • SR
WILMINGTON, N.C.
UNC WILMINGTON

HODGES' CAREER STATS														
Yr.	ERA	W-L	G-GS	CG	SH/CB	SV	IP	H	R	ER	BB	SO	WP	HP
'21*	4.38	2-3	24-0	0	0/0	3	39.0	21	24	19	28	52	10	2
'22*	4.11	3-2	27-0	0	0/0	7	30.2	10	14	14	33	51	16	1
'23	2.57	1-0	13-0	0	0/0	0	14.0	12	4	4	9	14	3	0
'24	0.00	0-0	1-0	0	0/0	1	0.2	0	0	0	0	1	0	0
Tot	3.95	6-5	65-0	0	0/0	11	84.1	43	42	37	70	118	29	3

* - Indicates totals at UNC Wilmington

Career Highlights:

- Team is 35-30 in games he pitches
- Held opponents scoreless in 42 of 65 relief appearances
- Is 11-for-13 in save opportunities
- Has stranded 47 of 69 inherited runners




#49 PAYTON TOLLE
LHP • 6-6 • 250 • L/L • JR
YUKON, OKLA.
WICHITA STATE

TOLLE'S CAREER STATS														
Yr.	ERA	W-L	G-GS	CG	SH/CB	SV	IP	H	R	ER	BB	SO	WP	HP
'22*	4.48	4-6	13-12	0	0/0	0	66.1	79	38	33	22	49	3	6
'23*	4.62	9-3	15-14	2	1/0	0	85.2	81	49	44	19	97	6	5
'24	12.00	0-0	1-1	0	0/0	0	3.0	3	4	4	1	7	1	2
Tot	4.56	13-9	29-27	2	1/0	0	155.0	163	91	81	42	153	10	13

* - Indicates totals at Wichita State

Career Highlights:

- Team is 14-15 in games he pitches
- Team is 14-13 in games he starts
- Has 13 quality starts in his career



#61 KYLE AYERS
RHP • 6-1 • 190 • L/R • JR
LOS ANGELES, CALIF.
HOUSTON

AYERS' CAREER STATS														
Yr.	ERA	W-L	G-GS	CG	SH/CB	SV	IP	H	R	ER	BB	SO	WP	HP
'23*	5.74	4-1	22-3	0	0/0	0	47.0	42	31	30	32	53	12	4
'24	6.75	0-0	1-0	0	0/0	0	2.2	3	2	2	2	0	0	0
Tot	5.80	4-1	23-3	0	0/0	0	49.2	45	33	32	34	53	12	4

* - Indicates totals at Houston

Career Highlights:

- Team is 15-8 in games he pitches
- Team is 2-1 in games he starts
- Held opponents scoreless in 7 of 20 relief appearances
- Has stranded 8 of 19 inherited runners

Season Highs					Career Highs				
SO	1	vs. FGCU	2/18	SO	5	vs. Cincinnati	3/6/21
Walks	N/A			Walks	5	vs. College of Charleston	5/8/22
Hits	N/A			Hits	3	four times	
IP	0.2	vs. FGCU	2/18	IP	4.0	at William and Mary	3/21/21
ER	N/A			ER	4	four times	

Date	Opponent	W-L-SV	ERA	IP	H	R	ER	BB	SO	HP	BF
2/18	FGCU	0-0-1	0.00	0.2	0	0	0	0	1	0	2

Season Highs					Career Highs				
SO	7	vs. FGCU	2/16	SO	12	vs. Creighton	3/19/23
Walks	1	vs. FGCU	2/16	Walks	4	at Louisiana Tech	2/19/22
Hits	3	vs. FGCU	2/16	Hits	10	at Houston	5/6/23
IP	3.0	vs. FGCU	2/16	IP	9.0	vs. East Carolina	4/22/23
ER	4	vs. FGCU	2/16	ER	9	at UCF	5/18/23

Date	Opponent	W-L-SV	ERA	IP	H	R	ER	BB	SO	HP	BF
2/17	FGCU	0-0-0	12.00	3.0	3	4	4	1	7	2	15

Season Highs					Career Highs				
SO	N/A			SO	9	vs. Southern	3/22/23
Walks	2	vs. FGCU	2/17	Walks	5	at Tulane	5/13/23
Hits	3	vs. FGCU	2/17	Hits	5	twice	
IP	2.2	vs. FGCU	2/17	IP	5.0	twice	
ER	2	vs. FGCU	2/17	ER	4	vs. Cincinnati	5/19/23

Date	Opponent	W-L-SV	ERA	IP	H	R	ER	BB	SO	HP	BF
2/17	FGCU	0-0-0	6.75	2.2	3	2	2	2	0	0	12

2024 TCU BASEBALL

2024 TV/RADIO PHOTO ROSTER



0 RYDER ROBINSON
IF | 6-2 | 185 | S/R | Fr.
Cedar Hills, Utah



1 PEYTON CHATAGNIER
IF | 5-10 | 185 | R/R | Gr.
Cypress, Texas



3 CAEDMON PARKER
RHP | 6-4 | 190 | R/R | RSo.
Montgomery, Texas



4 KURTIS BYRNE
UT | 6-0 | 225 | R/R | RSo.
St. Louis, Mo.



5 ANTHONY SILVA
IF | 6-2 | 200 | R/R | So.
San Antonio, Texas



6 LUKE BOYERS
OF | 5-11 | 205 | S/R | Sr.
Boerne, Texas



7 GABE MIRANDA
IF | 6-3 | 215 | L/L | RFr.
Orange, Calif.



8 JACK BASSEER
IF | 6-1 | 200 | R/R | So.
Pleasanton, Calif.



9 BRODY GREEN
IF | 6-4 | 190 | R/R | Jr.
Owasso, Okla.



10 JAKE DUER
OF | 6-1 | 195 | L/L | So.
Flower Mound, Texas



11 BEN HAMPTON
LHP | 6-1 | 205 | R/L | Sr.
De Pere, Wisc.



12 BEN ABELDT
LHP | 6-3 | 210 | R/L | So.
McKinney, Texas



13 SAM MYERS
OF | 5-9 | 190 | L/L | Fr.
Cypress, Texas



14 KARSON BOWEN
C | 5-11 | 215 | R/R | So.
Anaheim Hills, Calif.



15 CHASE BRUNSON
OF | 6-3 | 190 | R/R | Fr.
San Clemente, Calif.



16 MICAH KENDRICK
INF | 6-0 | 185 | S/R | Jr.
Rockwall, Texas



17 KOLE KLECKER
RHP | 6-2 | 205 | R/R | So.
Chandler, Ariz.



18 STORM HIERHOLZER
RHP | 6-3 | 230 | R/R | R Jr.
Austin, Texas



20 JACK ARTHUR
OF | 6-0 | 200 | R/R | RSo.
Flower Mound, Texas



21 ZACHARY CAYWER
RHP | 6-3 | 210 | R/R | Jr.
Fort Worth, Texas



22 LOGAN MAXWELL
OF | 5-10 | 185 | L/L | Jr.
Lima, Ohio



23 FISHER INGERSOLL
IF | 6-2 | 210 | S/R | So.
Lehi, Utah



25 JAX TRAEGER
RHP | 6-1 | 215 | R/R | So.
Spring, Texas



26 CAMDEN SOS
IF | 6-3 | 200 | R/R | Fr.
Alpine, Calif.



27 CARSON CORMIER
RHP | 6-5 | 225 | R/R | Fr.
Westford, Mass.



28 COHEN FESER
RHP | 6-2 | 200 | R/R | Jr.
San Antonio, Texas



29 MASON BIXBY
RHP | 6-7 | 240 | R/R | Fr.
San Antonio, Texas



30 LOUIS RODRIGUEZ
RHP | 6-1 | 200 | R/R | So.
Long Beach, Calif.



31 ANDREW MOSIELLO
RHP | 6-2 | 195 | R/R | R Jr.
Temecula, Calif.



32 BRAEDEN SLOAN
LHP | 6-4 | 215 | L/L | So.
Roseville, Calif.



33 ZACK MORRIS
LHP | 6-3 | 225 | L/L | Gr.
Cabot, Ark.



34 DALEN LEACH
C | 6-0 | 213 | R/R | Gr.
Tallahassee, Fla.



35 ZACH WADAS
UT | 6-4 | 190 | L/L | Fr.
Chandler, Ariz.



36 CHASE HOOVER
LHP | 6-1 | 190 | L/L | So.
Santa Barbara, Calif.



37 TIM REYNOLDS
C | 5-11 | 180 | R/R | So.
Lucas, Texas



38 COLT TAYLOR
RHP | 6-3 | 195 | R/R | Gr.
Acworth, Ga.



41 HOLDEN HARRIS
RHP | 6-2 | 210 | R/R | Fr.
Leander, Texas



43 JAX LEWIS
RHP | 6-1 | 160 | L/R | Fr.
Claxton, Ga.



44 HUNTER HODGES
RHP | 6-3 | 225 | R/R | Sr.
Wilmington, N.C.



47 BLAKE ROGERS
RHP | 6-5 | 215 | R/R | So.
Mountain View, Calif.



49 PAYTON TOLLE
LHP/IF | 6-6 | 250 | L/L | Jr.
Yukon, Okla.



61 KYLE AYERS
RHP | 6-1 | 190 | R/R | Jr.
Los Angeles, Calif.



24 KIRK SAARLOOS
Head Coach
3rd Season/12th Overall



2 TJ BRUCE
Associate Head Coach
2nd Season



40 JOHN DILAURO
Assistant Coach
3rd Season/6th Overall



19 DAVE LAWN
Assistant Coach
1st Season



48 BRIAN HOWARD
Student Assistant Coach
1st Season



45 EVAN SKOUG
Student Assistant Coach
1st Season

2024 TCU HORNED FROGS BASEBALL ROSTER

#	Name	Pos.	Ht.	Wt.	B/T	Yr.	Hometown/Previous School
0	Ryder Robinson	INF	6-2	185	S/R	Fr.	Cedar Hills, Utah/American Fork H.S.
1	Peyton Chatagnier	INF	5-10	185	R/R	Gr.	Cypress, Texas/Ole Miss
3	Caedmon Parker	RHP	6-4	190	R/R	RS-So.	Montgomery, Texas/The Woodlands Christian Academy
4	Kurtis Byrne	UT	6-0	225	R/R	RS-Sr.	St. Louis, Mo./Christian Brothers College H.S.
5	Anthony Silva	INF	6-2	200	R/R	So.	San Antonio, Texas/Clark H.S.
6	Luke Boyers	OF	5-11	205	S/R	Sr.	Boerne, Texas/Samuel V. Champion H.S.
7	Gabe Miranda	1B	6-3	215	L/L	RS-Fr.	Orange, Calif./Orange Lutheran H.S.
8	Jack Basseer	INF	6-1	200	R/R	So.	Pleasanton, Calif./Pepperdine
9	Brody Green	INF	6-4	190	R/R	Jr.	Owasso, Okla./Owasso H.S.
10	Jake Duer	OF	6-1	195	L/L	So.	Flower Mound, Texas/Marcus H.S.
11	Ben Hampton	LHP	6-1	205	L/L	Sr.	De Pere, Wisc./West Virginia
12	Ben Abeldt	LHP	6-3	210	R/L	So.	McKinney, Texas/McKinney Boyd H.S.
13	Sam Myers	OF	5-9	190	L/L	Fr.	Cypress, Texas/Cypress Woods H.S.
14	Karson Bowen	C	5-11	215	R/R	So.	Anaheim Hills, Calif./Orange Lutheran H.S.
15	Chase Brunson	OF	6-3	190	R/R	Fr.	San Clemente, Calif./San Clemente H.S.
16	Micah Kendrick	INF	6-0	185	S/R	Fr.	Rockwall, Texas/Rockwall H.S.
17	Kole Klecker	RHP	6-2	205	R/R	So.	Chandler, Ariz./Hamilton H.S.
18	Storm Hierholzer	RHP	6-3	230	R/R	RS-Jr.	Austin, Texas/Lake Travis H.S.
20	Jack Arthur	OF	6-0	200	R/R	RS-So.	Flower Mound, Texas/Weatherford College
21	Zachary Cawyer	RHP	6-3	210	R/R	Jr.	Fort Worth, Texas/McLennan College
22	Logan Maxwell	OF	5-10	185	L/L	Jr.	Lima, Ohio/Shawnee H.S.
23	Fisher Ingersoll	INF	6-2	210	S/R	So.	Lehi, Utah/American Fork H.S.
25	Jax Traeger	RHP	6-1	215	R/R	So.	Spring, Texas/Concorida Lutheran
26	Camden Sos	INF	6-3	200	R/R	Fr.	Alpine, Calif./Granite Hills H.S.
27	Carson Cormier	RHP	6-5	225	R/R	Fr.	Westford, Mass./Phillips Academy
28	Cohen Feser*	RHP	6-2	200	R/R	Jr.	San Antonio, Texas/Reagan H.S.
29	Mason Bixby	RHP	6-7	240	R/R	Fr.	San Antonio, Texas/Johnson H.S.
30	Louis Rodriguez	RHP	6-1	200	R/R	So.	Long Beach, Calif./Orange Lutheran H.S.
31	Andrew Mosiello	RHP	6-2	195	R/R	RS-Jr.	Temecula, Calif./Oregon
32	Braeden Sloan	LHP	6-4	215	L/L	So.	Roseville, Calif./Woodcreek H.S.
33	Zack Morris	LHP	6-3	225	L/L	Gr.	Cabot, Ark./Arkansas
34	Dallen Leach	C	6-0	213	R/R	Gr.	Tallahassee, Fla./North Florida
35	Zach Wadas	UT	6-4	190	L/L	Fr.	Chandler, Ariz./Hamilton H.S.
36	Chase Hoover	LHP	6-1	195	L/L	So.	Santa Barbara, Calif./San Marcos H.S.
37	Tim Reynolds	C	5-11	180	R/R	So.	Lucas, Texas/Odessa College
38	Colt Taylor	RHP	6-3	195	R/R	Gr.	Acworth, Ga./Tennessee Tech
41	Holden Harris	RHP	6-2	210	R/R	Fr.	Leander, Texas/Tom Glenn H.S.
43	Jax Lewis	RHP	6-1	160	L/R	Fr.	Claxton, Ga./Pinewood Christian Academy
44	Hunter Hodges	RHP	6-3	225	R/R	Sr.	Wilmington, N.C./UNC Wilmington
47	Blake Rogers*	RHP	6-5	215	R/R	RS-Fr.	Mountain View, Calif./Baylor
49	Payton Tolle	LHP/INF	6-6	250	L/L	Jr.	Yukon, Okla./Wichita State
61	Kyle Ayers	RHP	6-1	190	L/R	Jr.	Los Angeles, Calif./Houston

24 Kirk Saarloos - Head Coach (3rd Season, 12th Overall), Cal State Fullerton, 2001

2 TJ Bruce - Associate Head Coach (2nd Season), Long Beach State, 2004

40 John DiLaura - Assistant Coach (6th Season), Michigan, 2013

19 Dave Lawn - Assistant Coach (1st Season), San Francisco State, 1987

45 Evan Skoug - Student Assistant (1st Season)

48 Brian Howard - Student Assistant (1st Season)

Meredith Montgomery - Assistant AD for Baseball Operations (15th Season), TCU, 2009

Cooper Sholder - Director of Baseball Operations (9th Season), San Diego State, 2014

Colton Lovelace - Director of Player Personnel (1st Season), Kansas, 2020

Danny Wheat - Athletic Trainer (20th Season), Texas, 1975

Zach Dechant - Assistant AD for Sports Science (16th Season), Missouri State, 2003

2024 TCU Baseball
Overall Statistics for TCU (as of Feb 20, 2024)
(All games Sorted by Batting avg)

Record: 4-0 Home: 4-0 Away: 0-0 Big 12: 0-0

Player	avg	gp-gs	ab	r	h	2b	3b	hr	rbi	tb	slg%	bb	hp	so	gdp	ob%	sf	sh	sb-att	po	a	e	fld%
Brunson, Chase	.538	4-4	13	8	7	2	0	2	5	15	1.154	4	0	1	0	.579	2	0	0-0	5	0	1	.833
Silva, Anthony	.529	4-4	17	5	9	1	0	1	4	13	.765	2	0	2	0	.579	0	0	3-4	7	10	0	1.000
Maxwell, Logan	.417	3-3	12	4	5	2	0	0	1	7	.583	4	0	2	0	.563	0	0	1-2	2	0	0	1.000
Bowen, Karson	.353	4-4	17	4	6	2	0	1	6	11	.647	2	0	2	0	.421	0	0	0-0	37	3	0	1.000
Chatagnier, Peyton	.333	4-4	15	6	5	0	0	2	3	11	.733	5	0	2	0	.500	0	0	3-3	12	12	0	1.000
Tolle, Payton	.294	4-4	17	3	5	1	0	1	7	9	.529	2	0	5	0	.368	0	0	0-0	0	0	0	.000
Boyers, Luke	.267	4-4	15	2	4	0	0	1	4	7	.467	3	0	2	0	.389	0	1	0-0	9	0	0	1.000
Byrne, Kurtis	.125	4-4	16	4	2	0	0	0	3	2	.125	3	1	3	0	.300	0	0	0-0	27	3	1	.968

Green, Brody	.714	3-1	7	1	5	2	0	0	3	7	1.000	0	0	2	0	.714	0	0	0-0	1	3	0	1.000
Myers, Sam	.250	2-1	4	1	1	0	0	0	0	1	.250	0	0	0	0	.250	0	0	0-0	1	0	0	1.000
Robinson, Ryder	.111	2-2	9	1	1	0	0	0	0	1	.111	0	0	2	0	.111	0	0	0-0	1	3	2	.667
Basseer, Jack	.000	1-1	1	0	0	0	0	0	0	0	.000	1	0	0	0	.500	0	0	0-0	1	2	3	.500
Arthur, Jack	.000	2-0	1	1	0	0	0	0	0	0	.000	0	0	1	0	.000	0	0	0-0	0	0	0	.000
Miranda, Gabe	.000	1-0	0	0	0	0	0	0	0	0	.000	0	0	0	0	.000	0	0	0-0	1	0	0	1.000
Totals	.347	4	144	40	50	10	0	8	36	84	.583	26	1	24	0	.445	2	1	7-9	105	39	7	.954
Opponents	.299	4	144	30	43	9	1	8	28	78	.542	20	5	42	3	.400	1	2	2-4	98	33	7	.949

LOB - Team (36), Opp (37). DPs turned - Team (4). Picked off - Chatagnier 1.

(All games Sorted by Earned run avg)

Player	era	w-l	app	gs	cg	sho	sv	ip	h	r	er	bb	so	2b	3b	hr	b/avg	wp	hp	bk	sfa	sha
Cawyer, Zachary	0.00	2-0	2	0	0	0/0	0	4.2	2	0	0	3	6	0	0	0	.133	0	0	0	0	0
Hampton, Ben	6.23	0-0	1	1	0	0/0	0	4.1	8	4	3	0	6	2	0	0	.400	0	0	0	0	0
Morris, Zack	9.00	0-0	1	1	0	0/0	0	4.0	5	5	4	3	3	1	0	2	.263	1	0	1	0	0

Rodriguez, Louis	0.00	1-0	2	0	0	0/0	0	2.2	4	0	0	1	5	2	0	0	.333	0	2	0	0	0
Abeldt, Ben	0.00	0-0	2	0	0	0/0	2	2.1	2	0	0	0	2	0	0	0	.250	0	1	1	0	0
Sloan, Braeden	0.00	1-0	2	0	0	0/0	0	1.2	1	0	0	2	1	1	0	0	.143	1	0	0	0	0
Hodges, Hunter	0.00	0-0	1	0	0	0/0	1	0.2	0	0	0	0	1	0	0	0	.000	0	0	0	0	0
Ayers, Kyle	6.75	0-0	1	0	0	0/0	0	2.2	3	2	2	2	0	0	1	0	.333	0	0	0	1	0
Mosiello, Andrew	9.00	0-0	1	0	0	0/0	0	1.0	1	1	1	3	1	0	0	0	.250	0	0	0	0	0
Hoover, Chase	12.00	0-0	2	0	0	0/0	0	3.0	3	4	4	2	4	0	0	1	.273	0	0	0	0	1
Tolle, Payton	12.00	0-0	1	1	0	0/0	0	3.0	3	4	4	1	7	1	0	0	.250	1	2	0	0	0
Klecker, Kole	12.00	0-0	1	1	0	0/0	0	3.0	7	5	4	1	4	2	0	3	.467	1	0	0	0	1
Parker, Caedmon	22.50	0-0	1	0	0	0/0	0	2.0	4	5	5	2	2	0	0	2	.400	1	0	0	0	0
Totals	6.94	4-0	4	4	0	0/0	3	35.0	43	30	27	20	42	9	1	8	.299	5	5	2	1	2
Opponents	10.47	0-4	4	4	0	0/0	0	32.2	50	40	38	26	24	10	0	8	.347	9	1	1	2	1

PB - Team (2), Byrne 2. Pickoffs - Team (0), Opp (1). SBA/ATT - Rodriguez (1-2), Ayers (1-2), Byrne (1-2), Bowen (1-1).