



Horned Frogs Baseball

2024 schedule

2.16-18  vs fgcu	2.20  vs txst	2.23-25  vs ucla	2.27  vs wsu	2.28  vs arizona	3.1  vs usc	3.2  vs asu	3.3  vs usc	3.5  vs acu
3.8-10  at ku	3.12  at dbu	3.15-17  vs ou	3.19  vs uta	3.22-24  vs osu	3.28-30  vs uh	4.2  at uta	4.5-7  at cincinnati	4.9-10  vs utrgv
4.12-14  vs ttu	4.16  at acu	4.19-21  at ut	4.23  vs dbu	4.26-28  vs ksu	5.3-5  vs bu	5.10-12  vs nmsu	5.14  vs bu	5.16-18  vs wvu

home road neutral

FOR TICKETS AND TIMES VISIT
[GOFROGS.COM](https://www.gofrogs.com)



FOLLOW US ON SOCIAL MEDIA!
[@TCU_ATHLETICS](https://twitter.com/TCU_ATHLETICS)

TABLE OF CONTENTS



2024 GENERAL INFORMATION

Table of Contents.....	1
TCU Media Information/Quick Facts	2-3
Lupton Stadium & Williams-Reilly Field	4-5
2024 Preseason Notebook.....	6-7
2024 TCU Baseball Roster/Breakdown.....	8
2024 TCU Baseball TV/Radio Photo Roster.....	9
2024 TCU Baseball Schedule	10



2024 PLAYER PROFILES

Ben Abeldt	11	Jax Traeger.....	31
Karson Bowen.....	12	Kyle Ayers.....	32
Luke Boyer	13-14	Jack Basseer.....	33
Kurtis Byrne.....	15-16	Peyton Chatagnier.....	34
Jake Duer.....	17	Ben Hampton.....	35
Cohen Feser.....	18	Dallen Leach.....	36
Brody Green.....	19	Zack Morris.....	37
Storm Hierholzer.....	20	Andrew Mosiello.....	38
Hunter Hodges.....	21	Blake Rogers.....	39
Chase Hoover.....	22	Colt Taylor.....	40
Fisher Ingersoll.....	23	Payton Tolle.....	41
Kole Klecker.....	24	Jack Arthur/Zachary Cawyer.....	42
Logan Maxwell.....	25	Blake Reynolds.....	43
Gabe Miranda.....	26	Mason Bixby/Chase Brunson.....	43
Caedmon Parker.....	27	Carson Cormier/Holden Harris.....	44
Louis Rodriguez.....	28	Micah Kendrick/Jax Lewis.....	44
Anthony Silva.....	29	Sam Myers/Ryder Robinson.....	45
Braeden Sloan.....	30	Camden Sos/Zach Wadas.....	45



COACHING STAFF

Head Coach Kirk Saarloos.....	46-47
Saarloos Coaching Superlatives.....	48-49
Associate Head Coach T.J. Bruce.....	50
Assistant Coach John DiLaura.....	51
Assistant Coach Dave Lawn.....	52
Student Assistant Coach Brian Howard.....	53
Student Assistant Coach Evan Skoug.....	53
Asst. AD for Baseball Ops Meredith Montgomery.....	54
Director of Baseball Ops Cooper Sholder.....	55
Assistant A.D. - Sports Performance Zach Dechant.....	55
Director of Player Personnel Colton Lovelace.....	56
Baseball Support Staff.....	56
Athletic Trainer Danny Wheat.....	57



2023 SEASON IN-REVIEW

2023 Final Results.....	58
2023 Final Stats	59
2023 Line Scores	60-62
2023 Team Superlatives.....	63
2023 Offensive Superlatives.....	64
2023 Fielding/Pitching Superlatives.....	65
2023 Big 12 Standings.....	66
2023 TCU Conference Stats.....	66



PROGRAM HISTORY

Individual Records.....	67
Team Records.....	68
Individual Season Records.....	69
Individual Career Records.....	70
Batting Statistics Since 1966.....	71-72
Pitching Statistics Since 1966.....	73-74
Individual Accomplishments.....	75
Postseason Team Awards.....	76
Conference Tournament History.....	77-78
NCAA Postseason History.....	79-90
2010 College World Series.....	91
2014 College World Series.....	92
2015 College World Series.....	93
2016 College World Series.....	94
2017 College World Series.....	95
2023 College World Series.....	96
Year-By-Year Results	97-104
Opponent Series History.....	105
Postseason Conference Honors.....	106-107
TCU Postseason Honors.....	108-109
Horned Frogs in the Pros.....	110-111
All-Time Letterwinners.....	112-113
Legends of TCU.....	114-115

Credits

The 2024 TCU Baseball Fact Book was designed by Athletics Communications Assistant Director Brandie Davidson. Photography was provided by the late Linda Kaye, Sharon Ellman, Gregg Ellman, Michael Clements, Kate Woolson, Taylor Smith and Kedrin Rayburn. Special thanks to the TCU Media Relations staff for editorial services.

2024 MEDIA INFORMATION

2024 QUICK FACTS

GENERAL INFORMATION

Location	Fort Worth, Texas
Enrollment	12,785
Founded	1873
Nickname	Horned Frogs
Colors	Purple & White
Conference	Big 12
Chancellor	Dr. Victor J. Boschini, Jr.
President	Daniel Pullin
Dir. of Intercollegiate Athletics	Jeremiah Donati
Faculty Representative	Eric Simanek
Athletics Phone	(817) 257-5658
Ticket Office Phone	(817) 257-FROG (3764)

STADIUM INFORMATION

Name	Lupton Stadium & Williams-Reilly Field
Capacity	4,500
First Season	2003
All-Time Record	469-162
Playing Surface	Natural Grass
Dimensions	330 Lines; 375 LC, 370 RC, 395 CF

COACHING STAFF

Head Coach	Kirk Saarloos
Alma Mater	Cal State Fullerton, 2001
Career Record/Years	82-44/3rd Season
E-mail	k.saarloos@tcu.edu
Associate Head Coach	TJ Bruce
E-mail	t.bruce@tcu.edu
Assistant Coach	John DiLaura
E-mail	j.dilaura@tcu.edu
Assistant Coach	Dave Lawn
E-mail	d.lawn@tcu.edu
Asst. AD of Baseball Ops.	Meredith Montgomery
E-mail	m.m.montgomery@tcu.edu
Director of Baseball Ops.	Cooper Sholder
E-mail	cooper.sholder@tcu.edu
Athletic Trainer	Danny Wheat
E-mail	j.wheat@tcu.edu
Equipment	Brad Andrews
E-mail	b.j.andrews@tcu.edu

TEAM INFORMATION

2023 Overall Record	44-24
2023 Big 12 Record/Finish	13-11 (4th)
2023 Big 12 Tournament	4-0 (Champions)
2023 Postseason	College World Series
Final Ranking	4
Letterwinners Returning/Lost	16/16
Position Starters Returning/Lost	5/5
Pitchers Returning/Lost	8/8
Newcomers	23
4-Year Transfers	10

MEDIA RELATIONS

Baseball Contact	Brandie Davidson
Direct Line	(817) 257-7479
Fax	(817) 257-7964
Cell Phone	(817) 343-2050
E-mail	b.i.davidson@tcu.edu
Mailing Address	TCU Box 297600 Fort Worth, Texas 76129
Website	www.gofrogs.com

MEDIA RELATIONS

The TCU Athletics Media Relations Office is located on the 2nd floor of the Schollmaier Arena. **Brandie Davidson**, TCU Athletics Media Relations Assistant Director, is the media relations contact for Horned Frogs Baseball. Any media relations questions may be directed to her by phone at **(817) 343-2050** or via e-mail at **b.i.davidson@tcu.edu**.

JUST TCU, THANK YOU!

Though the TCU Department of Athletics is a proud and integral part of Texas Christian University, it desires to be recognized simply as TCU (acronym only) Athletics. Therefore, we respectfully urge that the university's teams be identified with an appropriate appellation – TCU. In subsequent references of the same presentation, the team may be referred to by nickname – Horned Frogs. A shorter version of the nickname, Frogs, is acceptable in later usage.

NCAA COMPLIANCE RULES

Under NCAA rules, an extra benefit is any special arrangement by an institutional employee or a representative of the institution's athletics interests to provide a student-athlete or the student-athlete's relative or friend a benefit not expressly authorized by NCAA legislation. Receipt of a benefit by student-athletes or their relatives or friends is not a violation of NCAA legislation if it is demonstrated that the same benefit is available to the institution's general student body or their relatives or friends, or to a particular segment of the student body (e.g., foreign students, minority students, etc.) determined on a basis unrelated to athletics ability. Always remember to **ASK BEFORE YOU ACT**. If you have further questions regarding extra benefits or any other compliance issue, please consult the Compliance Office at **817-257-7525**.

BIG 12 CONFERENCE MEDIA RELATIONS

Contact the Big 12 Media Relations Department for any information or questions concerning Big 12 baseball during the 2013 season. The Big 12 baseball media relations contact is **David Waxman**. He can be reached by phone at **(469) 524-1000** or via e-mail at **dwaxman@big12sports.com**. For the most up-to-date information regarding Big 12 baseball, visit the official website of the league at **www.big12sports.com**.

INTERVIEW REQUESTS

All interview requests must be made through the media relations office. In-person interviews will be allowed at the discretion of the office. Zoom interviews can be conducted upon requests. Similar procedures will occur for postgame coverage. Players are required to have 24 hour notification of any requests. No interviews will be allowed on scheduled off days.

MEDIA CREDENTIALS

Requests for official working media credentials should be directed to Brandie Davidson. Requests should be made in writing at least one business day prior to the game. Season credentials will be mailed prior to the first game. If time does not allow for credentials to be mailed, they may be picked up with proper identification at the Lupton Stadium ticket booth on game day.

SCOUT PASSES

Professional scouts may obtain credentials through **Associate A.D. for Operations Meredith Montgomery**. Montgomery can be reached via e-mail at **m.m.montgomery@tcu.edu** or by phone at **(817) 257-5155**. Due to limited seating in the press box, scouts will be directed to the general seating area of Lupton Stadium. No paper rosters or stats will be distributed. A QR code with links to season stats and roster will be posted on the press box door. Scouts are asked to be aware of game patrons and respect their desires to watch the game.



2024 MEDIA INFORMATION

PHOTOGRAPHERS

Due to limited space on the field and in the seating areas of Lupton Stadium, all photographers must see Brandie Davidson prior to shooting at TCU home games to obtain rules and regulations. Photographers will not be allowed on the field without prior approval. Photographer work spaces will be provided in the office located behind home plate off of the concourse

RADIO BROADCASTS

Lupton Stadium is equipped with two separate radio broadcasting booths in addition to an auxiliary area. The TCU radio booth is located on the first base side, while the visiting radio/TV booth is on the third base side. When TV is on site, visiting radio will be moved to the auxiliary area in the upper deck behind home plate. Both sections are outfitted with hard line ethernet ports. Additionally, wireless internet is available via the **Lupton Baseball Press Box** network. The password is **frogs2324**. Please contact **Brandie Davidson** with any specific requests prior to arrival.



PRESSBOX SERVICES

Game notes, an official scorecard, complete team and individual statistics and box scores are provided to working media by the TCU Athletics Media Relations Office at every TCU home game. For any other requests, please contact **Brandie Davidson**.

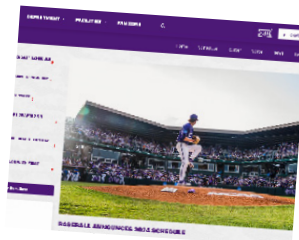
POSTGAME INTERVIEWS

TCU returned to in-person interviews in 2022. Zoom interviews are available upon request. Media wishing to gain access to the zoom can contact Brandie Davidson. Head coach Kirk Saarloos along with selected players will be available after each game following a brief cooling off period. The TCU clubhouse is always off-limits to the media. Radio wishing to interview coaches and players after the game will be able to plug in a field mike behind home plate to get a live feed from the field.

TCU ATHLETICS ON THE WEB

TCU maintains a comprehensive athletics department website covering all 22 varsity sports. **Go-frogs.com** features all the information Frog fans need including:


- Schedules/results
- Team statistics
- Rosters
- Press releases
- Game stories
- Facility info
- Online ticket sales
- Live Stats
- Special features



In addition, Frog fans can follow the games by listening to the **KTCU** radio broadcasts as well as follow along with **Livestats** on the site.

The 2021 season brought about a new way for fans to watch the game with Big 12 Now on ESPN+. Through a subscription, most home events will be able to be seen on the platform. Fans will see the game from different angles and can listen along with Chuck LaMendola and former Horned Frog Connor Wanhanen as they provide the play-by-play of the game.

TCU BASEBALL ON THE RADIO AND BIG 12 NOW ON ESPN+



For the 29th consecutive season, TCU fans can catch all the excitement of Horned Frog baseball on KTCU 88.7 FM. The broadcasts can also be heard around the world by logging onto www.gofrogs.com. All games are broadcast live with the pregame show beginning 15 minutes before first pitch.

Calling all the action for the Frogs is Chuck LaMendola. The 2023 campaign marks LaMendola's 28th season behind the microphone as the voice of Horned Frog baseball. He has called more than 1,400 TCU baseball games during his time behind the mic.

2010 saw LaMendola move to the television side as TCU's Film-Television-Digital Media department began broadcasting a majority of the last seven seasons' home schedule. The games air on a live telecast on Big 12 Now on ESPN+, as part of TCU's third-tier rights package.

As a full time faculty member in TCU's Film-Television-Digital Media department, LaMendola was instrumental in creating the department's Sports Broadcasting degree and teaches television and film production as well as classes in the sports broadcasting.

LaMendola's play-by-play broadcast of TCU baseball has been honored twice. The broadcaster earned a National Award of Distinction in 2002 and the 2004 Communicator Award.

Chuck and his wife, Kelly, have two daughters, Francesca a 2010 graduate of TCU, and Juliana, a graduate of Mount Holyoke College. The LaMendola family resides in Fort Worth.

LUPTON STADIUM



LUPTON STADIUM QUICK FACTS

Capacity:	4,500
Opened:	2003
Dimensions:	330 - Lines 375 - Left Center 370 - Right Center 395 - Center Field
Playing Surface:	Natural Grass

All-Time Record:	469-162 (.743)
All-Time Attendance:	1,985,890 (3,1297/game)
Season Attendance Record:	153,139 (2017)

STADIUM RENOVATIONS

- 2005:**
 - Wired stadium for television
- 2006:**
 - Installed new video board
 - Added concrete around the bullpens
 - Added drainage behind the outfield wall
- 2007:**
 - Constructed padded outfield wall
 - Added a warning track
 - Replaced infield dirt
 - Developed Walk of Champions
- 2008:**
 - Added patios outside right field
 - Expanded sound system
 - Sun covers over the bullpen seating areas
 - Remodeled team entry
- 2009:**
 - Added an auxiliary scoreboard along first base line
 - Added concourse signage
- 2010:**
 - Expanded upperdeck seating
- 2012:**
 - Moved the outfield fences in
 - Upgraded the warning track
- 2013:**
 - Relocation of home bullpen
- 2014:**
 - Addition of a Player Development Facility in left field
 - Addition of dirt base paths and redone infield surface
- 2015:**
 - Addition of new office building, revamped locker rooms, meeting rooms, equipment area and training room along the left field line
 - Terraced the area behind right field to accommodate fans.
- 2016:**
 - Debuted a new HD VideoBoard in left field
- 2022:**
 - Installed turf covering entirety of foul territory
- 2023:**
 - Installed batter's eye and new TV camera platform



LUPTON STADIUM

By The Numbers...

3,197 Average attendance per game at Lupton Stadium since it opened in 2003.

33 Record number of home wins the Horned Frogs posted in 2015

.743 TCU's home winning percentage (447-152) since Lupton Stadium opened in 2003.

8,894 Single game attendance record, set June 11, 2023, is the highest single-game attendance for a college baseball game on campus in the state of Texas.

LUPTON STADIUM ATTENDANCE

TOP 10 CROWDS

Rank	Date	Opponent	Score	Result	Attendance
1.	6/10/23	Indiana State	6-4	W	8,894
2.	6/9/23	Indiana State	4-1	W	8,812
3.	6/7/15	Texas A&M	1-2 (10)	L	7,383
4.	6/8/15	Texas A&M	5-4 (16)	W	7,294
5.	6/6/15	Texas A&M	13-4	W	7,199
6.	4/30/16	Texas Tech	13-6	W	6,451
7.	4/28/18	Texas Tech	0-6	L	6,302
8.	4/15/22	Texas Tech	4-3	W	6,280
9.	2/18/11	Kansas	8-2	W	6,099
10.	2/17/12	Ole Miss	4-7	L	5,912

TOP 5 SERIES CROWDS

Rank	Dates	Opponent	Attendance
1.	6/6-8/15	Texas A&M	21,876
2.	6/9-10/23	Indiana State	17,806
3.	4/14-16/22	Texas Tech	17,461
4.	4/27-29/18	Texas Tech	17,269
5.	4/29-5/1/16	Texas Tech	16,814

YEAR BY YEAR ATTENDANCE

Year	Dates	Att.	Avg.	Record
2003	28	38,581	1,377	21-9
2004	28	34,657	1,237	20-9
2005	30	46,848	1,561	24-6
2006	27	40,158	1,487	18-9
2007	29	51,373	1,712	27-3
2008	34	64,049	1,883	28-8
2009	32	69,290	2,165	23-9
2010	29	90,687	3,127	26-4
2011	36	149,334	4,148	24-12
2012	32	131,610	4,112	23-9
2013	30	107,117	3,570	16-14
2014	34	121,957	3,586	27-8
2015	36	147,335	4,092	33-4
2016	31	132,796	4,283	24-7
2017	32	153,139	4,785	28-4
2018	31	137,086	4,422	22-9
2019	27	118,221	4,378	16-11
2020	9	34,496	3,832	8-1
2021	28	72,750	2,598	20-8
2022	25	102,774	4,111	19-7
2023	33	141,632	4,292	22-11
Totals	621	1,985,890	3,197	469-162



Home Sweet Home

Named for Charlie and Marie Lupton in honor of their \$2 million gift, Lupton Stadium is one of the premier facilities in all of college baseball. In addition, the playing surface is named after former head coach Roger Williams and local businessman, Michael Reilly. It offers many amenities to Horned Frogs baseball players including a spacious home clubhouse located down the left field line. The clubhouse features a team lounge, classroom and state-of-the-art training room with an adjacent rehab room. Additionally, the addition of the Player Development center offers four full-length batting cages and a turf area for practicing. It also offers a unique two-deck structure as well as four luxury suites that allow fans to be extremely close to all of the action. The stadium seats 4,500 fans comfortably, features two patios on each baseline and for corporate events or birthday parties and terraced seating along the right field line and in the outfield.

2024 PRESEASON NOTEBOOK

TITLE STREAK

In each of his first two seasons as head coach, Kirk Saarloos has led the Horned Frogs to a league title (2022 regular season; 2023 tournament).

TCU has won a league title in each of the last three seasons. It's the second time since joining the league that TCU has put together a streak of at least three years. The Frogs won four straight from 2014-17. The three straight years are tied for the third longest streak in Big 12 history.

TROPHY TOWN

With four regular season crowns and four tournament trophies, TCU's eight Big 12 championships are the most of any program in the league since the Horned Frogs joined in 2013.

Even more impressive, the Frogs, with four titles since 2015, now have the second-most regular season trophies of any Big 12 program. The eight total championships are the second most in league history.

NEW MAN IN TOWN

New NCAA legislation allowed for the hiring of a third assistant. Enter Dave Lawn. A veteran of 37 years of coaching, 29 at the Division I level, Lawn spent the past eight seasons at Arizona.

Lawn has made 11 trips to the postseason. His squads have made four trips to the College World Series. His 2016 Arizona squad advanced to the championship series and finished as National Runners-Up.

Coach Lawn will reach an impressive milestone this season. He needs just 25 games to reach 1,700 games coached in his career.

WELCOME HOME

The fall brought the return of a pair of TCU legends with the additions of Brian Howard and Evan Skoug to the coaching staff. The duo will serve as student assistants while they complete their degrees.

Howard (2014-17) and Skoug (2015-17) were teammates for three years and only know seasons that culminated in a trip to the College World Series. Combined they seven appearances. Howard was a part of 198 wins, while Skoug's tenure produced 150 victories.

Howard and Skoug are the latest Horned Frogs to return to the program to complete their degrees, joining Josh Elander (2016), Kyle Winkler (2019) and Matt Purke (2020-21).

PRESEASON RESPECT

The last 20 seasons have seen the Horned Frogs imprint themselves on the national scene. No stranger to the rankings, TCU finds itself in the preseason polls for the 15th consecutive year.

TCU was ranked as high as No. 5 in the Perfect Game, USA Today and D1Baseball preseason polls. The Frogs lowest ranking of the preseason is No. 6 by Baseball America and the NCBWA.

Ben Ablett, Kole Klecker, Anthony Silva and Payton Tolle have earned preseason All-American by various publications. Silva holds the distinction of being a unanimous preseason All-American.

2024 SCHEDULE NOTES

TCU's 54-game slate will see the Horned Frogs play 33 home games, 18 road games and three contests at a neutral site. The Horned Frogs will open the season at home for the first time since the 2020 season.

TCU's longest homestand of the season will be nine games to start the season. The Frogs' longest road stretch will be four games (March 8-12; April 16-21).

The schedule features 18 games against teams that appeared in the 2023 NCAA Tournament. Five weekend opponents appeared in the tournament a year ago.

2024 OPPONENT NOTABLES

Five weekend opponents appear in the Top 25 in at least one preseason poll. UCLA (Feb. 23-25), Oklahoma State (March 22-24), Texas Tech (April 12-14), Texas (April 19-21) and Kansas State (April 26-28).

Eight other opponents are receiving votes. Those are: Arizona, Arizona State, DBU, Kansas, Oklahoma, Texas State, USC and West Virginia.

HOME AWAY FROM HOME

Globe Life Field opened just under four years ago. Since its opening, TCU has utilized the indoor friendly combines as a defacto home away from home. The Horned Frogs have played 17 games in Globe Life over the last three seasons. Twice TCU has opened the season at Globe Life (2021, 2023). TCU also hosted Nebraska in 2022 and played Baylor in a weather-rescheduled game in 2023. Additionally, Globe Life has served as the host for the Big 12 Championships for the last two seasons. The Frogs are 12-5 all-time at the ballpark.

WINS UPON WINS UPON WINS

Since Saarloos arrived on campus, TCU has produced 428 wins and owns a .662 winning percentage. The 428 wins rank seventh nationally and are the most in the state of Texas.

TCU has been victorious in 93 of 138 series played and tallied 45 series sweeps.

TCU's 2,416 program victories in 126 years of existence rank 40th all-time. The Frogs are 2,416-1,770 (.577) all-time.

ELITE COMPANY

A remarkable run in May and a Big 12 Tournament championship led to an automatic berth into the NCAA Tournament. It marked the Frogs 17th appearance in the last 19 postseasons. The Frogs are one of just eight programs to have appeared in 17 of the last 19 NCAA postseasons.

A LOOK AT THE PITCHING STAFF

Returning Pitchers (10):

Name	Yr.	W-L	ERA	IP	K	Avg.
Ben Abeltdt	So.	3-4	3.60	55.0	71	.237
Cohen Feser	So.	1-0	2.56	31.2	28	.226
Storm Hierholzer	Jr.	--Redshirted--				
Hunter Hodges	Jr.	1-0	2.57	14.0	14	.250
Chase Hoover	So.	1-1	5.14	35.0	34	.250
Kole Klecker	So.	10-4	3.72	96.2	72	.216
Caedmon Parker	So.	--Redshirted--				
Louis Rodriguez	So.	2-1	4.53	47.2	49	.265
Braeden Sloan	So.	2-3	6.63	38.0	28	.289
Jax Traeger	So.	2-0	4.63	11.2	12	.298

Pitchers Lost (9):

Name	Yr.	W-L	ERA	IP	K	Avg.
Cam Brown	Jr.	3-2	5.20	55.1	62	.200
River Ridings	Jr.	1-0	5.91	10.2	12	.273
Justin Hackett	Fr.	0-0	11.37	6.1	9	.429
Calvin Marley	Jr.	0-0	81.00	0.2	1	.500
Luke Savage	Jr.	6-4	3.43	39.1	27	.226
Mason Speaker	Sr.	0-0	6.46	15.1	17	.300
Sam Stoutenborough	Gr.	5-0	4.35	70.1	58	.261
Ryan Vanderhei	Jr.	4-3	6.75	42.2	43	.263
Garrett Wright	Jr.	3-2	3.41	29.0	36	.170

Newcomers (11):

Name	Yr.	Thr.	Previous School
Kyle Ayers	Jr.	R	Houston
Mason Bixby	Fr.	R	Reagan HS (Texas)
Zachary Cawyer	Jr.	R	McLennan College
Carson Cormier	Fr.	R	Phillips Academy (Mass.)
Ben Hamton	Sr.	L	West Virginia
Jax Lewis	Fr.	R	Pinewood Christian (Ga.)
Zack Morris	Gr.	L	Arkansas
Andrew Mosiello	Gr.	R	Oregon
Blake Rogers	RFr.	R	Baylor
Colt Taylor	Gr.	R	Tennessee Tech
Payton Tolle	Jr.	L	Wichita State

2024 PRESEASON NOTEBOOK

The Horned Frogs are one of nine programs to appear in at least eight Super Regionals since 2009. Additionally, TCU's six appearances in the CWS since 2010 are the second-most in the NCAA.

HOME SWEET HOME

The Frogs have enjoyed the home cooking of Lupton Stadium since it opened in 2003. TCU has an all-time record of 469-162 (.743) at Lupton Stadium, tallying at least 20 wins in 16 of 20 full seasons. TCU has won 134 of the 164 (82%) series played at Lupton Stadium.

The last nine seasons have seen Lupton Stadium become one of the toughest places to play. TCU has won 50 of the last 64 series played at Lupton Stadium over that time frame.

Since the start of 2014, TCU has posted a 209-71 (.746) record, including a nation's best 33-4 (.892) record in 2015. The 33 wins at home are a stadium record, topping the previous mark of 28 in 2008.

NATIONWIDE

The United States is well-represented on the Horned Frogs rosters. The 40 athletes hail from 13 states spanning the continental USA.

There are 17 players from the state of Texas. California has 10 representatives (Ayers, Basseer, Bowen, Brunson, Hoover, Miranda, Mosiello, Rodriguez, Sloan, Sos), while Arizona (Klecker, Wadas), Georgia (Lewis, Taylor), Oklahoma (Green, Tolle) and Utah (Ingersoll, Robinson) have two. Seven other states have one representative - Arkansas (Morris), Florida (Leach), Massachusetts (Cormier), Missouri (Byrne), North Carolina (Hodges), Ohio (Maxwell) and Wisconsin (Hampton).

Unique to this roster, the Horned Frogs have a trio of sophomores that hail from the same high school in California. Karson Bowen, Gabe Miranda and Louis Rodriguez all played at Orange Lutheran.

Additionally, TCU has a pair of athletes from Hamilton High School in Chandler, Ariz. (Klecker, Wadas) and two from American Fork H.S. in Utah (Ingersoll, Robinson). The group has combined to win eight state champions.

INSIDE THE ROSTER

TCU returns nine players on offense and 10 members of the pitching staff. Additionally, TCU's incoming class, which was ranked 16th nationally by Baseball America, features 10 newcomers on the mound, 12 in the field and one of the nation's top two-way players in Payton Tolle who transferred

from Wichita State. The junior lefty was one of five finalists for the John Olerud Award.

D1Baseball ranked the incoming transfer class No. 10. The transfer class featured 10 Division I transfers, 10 freshmen and three junior college transfers.

Six of the Division I transfers came from Power-5 programs (Kyle Ayers, Houston; Peyton Chatagnier, Ole Miss; Ben Hampton, West Virginia; Zack Morris, Arkansas; Andrew Mosiello, Oregon and Blake Rogers, Baylor). Weatherford transfer Jack Arthur began his collegiate career at Texas.

SPEED FACTOR

TCU continues to be one of the most prolific base-stealing teams in the nation. The Frogs led the Big 12 and ranked sixth nationally with a school-record 141 stolen bases in 2023. The 141 stolen bases broke the previous record of 134 set in 1996. Four Horned Frogs reached the 20-steal plateau.

The Frogs are one of just seven teams to have stolen at least 1,000 bases over the last 11 years. The 1,002 stolen bases rank seventh in the nation and second among Power 5 teams.

It's not just raw numbers that are impressive, the Horned Frogs have produced a high success rate, converting on 80% of their attempts over the last eight years (1002-of-1255). No base is safe with the Frogs around. Over the last 11 seasons, TCU is 182-of-220 (82%) in stealing third.

STINGY STAFF

The Frogs' 3.59 ERA since 2013 is sixth nationally. TCU led the nation with a 2.22 ERA in 2014 and

ranked second in 2015 with a 2.45 ERA. Additionally, the TCU pitching staff has pitched the ninth-most shutouts (59) nationally over the last 11 years.

TCU has limited opponents to two or fewer runs 244 times in the 645 games played since Saarloos' arrival on campus. The staff has surrendered 5+ runs just 247 times in those contests.

WELCOME NEW FRIENDS

July 1, 2023 brought the addition of four new teams to the Big 12. Joining the conference were BYU, Cincinnati, Houston and UCF. TCU has shared time as conference foes with three of the four teams.

TCU and BYU were members of the Mountain West from 2006-11. The Frogs and the Bearcats were both members of Conference USA from 2002-06. Houston and TCU have been foes in two different conferences (SWC, 1974-96; Conference USA, 2002-05).

FROGS PICKED TO FINISH FIRST

Coming off a third straight season with a conference championship, TCU was picked to finish first in the Big 12 this season. TCU garnered 11 first place votes for a total of 143 points. It's the fourth time since joining the league that TCU has been picked to win (2015, 2016 and 2017). The Frogs have been picked to finish fourth or higher every year since joining the league.

Texas earned two first place votes for 131 points. Oklahoma State with 119 points was picked to finish third followed by Texas Tech (108), Kansas State (98), Oklahoma (85), West Virginia (85), Kansas (67), Houston (56), UCF (45), Baylor (36), BYU (21) and Cincinnati (21).

A LOOK AT THE LINEUP

Returning Position Players (9):

Name	Yr.	Avg.	2B	HR	RBI	SB
Karson Bowen	So.	.350	15	6	46	9
Luke Boyers	Jr.	.231	7	7	27	7
Kurtis Byrne	RGr.	.285	9	10	48	0
Jake Duer	So.	.231	0	0	1	0
Brody Green	Jr.	.125	1	0	2	0
Fisher Ingersoll	So.	.083	0	0	0	0
Logan Maxwell	Jr.	.300	6	2	18	4
Gabe Miranda	RFr.					
Anthony Silva	So.	.330	11	7	50	17

Position Players Lost (7):

Name	Yr.	Avg.	2B	HR	RBI	SB
David Bishop	So.	.214	5	2	17	3
Owen Blackledge	So.	.250	1	0	1	0
Austin Davis	Gr.	.283	19	9	57	22
Cole Fontenelle	Jr.	.352	21	14	58	20
Elijah Nunez	Jr.	.289	17	3	36	20
Tre Richardson	Jr.	.311	16	6	60	25
Brayden Taylor	Jr.	.308	15	23	70	14

Newcomers (13):

Name	Yr.	Bats	Previous School
Jack Arthur	Jr.	R	Weatherford College
Jack Basseer	So.	R	Pepperdine
Chase Brunson	Fr.	R	San Clemente (Calif.)
Peyton Chatagnier	Gr.	R	Ole Miss
Holden Harris	Fr.	R	Tom Glenn (Texas)
Micah Kendrick	Fr.	S	Rockwall (Texas)
Dallen Leach	Gr.	R	North Florida
Sam Myers	Fr.	L	Cypress Woods (Texas)
Tim Reynolds	So.	R	Odessa College
Ryder Robinson	Fr.	S	American Fork (Utah)
Camden Sos	Fr.	R	Granite Hills (Calif.)
Payton Tolle	Jr.	L	Wichita State
Zach Wadas	Fr.	L	Hamilton (Ariz.)

2024 ROSTER AND BREAKDOWN

FROGS BY CLASS

Seniors/Graduates (8):

Boyers, Byrne, Chatagnier, Hampton, Hodges, Leach, Morris, Taylor

Juniors (8):

Ayres, Cawyer, Feser, Green, Hierholzer, Maxwell, Mosiello, Tolle

Sophomores (14):

Abeldt, Arthur, Basseer, Bowen, Duer, Hoover, Ingersoll, Klecker, Parker, Reynolds, Rodriguez, Silva, Sloan, Traeger

Freshmen (12):

Bixby, Brunson, Cormier, Harris, Kendrick, Lewis, Miranda, Myers, Robinson, Rogers, Sos, Wadas

FROGS BY STATE

Texas (17): Abeldt, Arthur, Bixby, Boyers, Cawyer, Chatagnier, Duer, Feser, Harris, Hierholzer, Kendrick, Myers, Parker, Reynolds, Rogers, Silva, Traeger

California (10): Ayers, Basseer, Bowen, Brunson, Hoover, Miranda, Mosiello, Rodriguez, Sloan, Sos

Arizona (2): Klecker, Wadas

Georgia (2): Lewis, Taylor

Oklahoma (2): Green, Tolle

Utah (2): Ingersoll, Robinson

Arkansas (1): Morris

Florida (1): Leach

Massachusetts (1): Cormier

Missouri (1): Byrne

North Carolina (1): Hodges

Ohio (1): Maxwell

Wisconsin (1): Hampton

PRONUNCIATION GUIDE

Ben Abeldt	A-belt
Kyle Ayers	Aires
Jack Basseer	Bass-ear
Peyton Chatagnier	SHOT-an-yay
Zach Dechant	Day-cant
John DiLaura	Dee-Laura
Jake Duer	Do-er
Cohen Feser	Fee-zur
Storm Hierholzer	Hair-hole-zer
Andrew Mosiello	Mo-zee-el-o
Caedmon Parker	Cade-mon
Louis Rodriguez	Lewis
Kirk Saarloos	Sar-low-ce
Evan Skoug	Skow-g
Camden Sos	Sauce
Payton Tolle	Toll-ee
Jax Traeger	Tray-gurr
Zach Wadas	Wad-us

#	Name	Pos.	Ht.	Wt.	B/T	Yr.	Hometown/Previous School
0	Ryder Robinson	INF	6-2	185	S/R	Fr.	Cedar Hills, Utah/American Fork H.S.
1	Peyton Chatagnier	INF	5-10	185	R/R	Gr.	Cypress, Texas/Ole Miss
3	Caedmon Parker	RHP	6-4	190	R/R	RS-So.	Montgomery, Texas/The Woodlands Christian Acad.
4	Kurtis Byrne	UT	6-0	225	R/R	RS-Sr.	St. Louis, Mo./Christian Brothers College H.S.
5	Anthony Silva	INF	6-2	200	R/R	So.	San Antonio, Texas/Clark H.S.
6	Luke Boyers	OF	5-11	205	S/R	Sr.	Boerne, Texas/Samuel V. Champion H.S.
7	Gabe Miranda	INF	6-3	215	L/L	RS-Fr.	Orange, Calif./Orange Lutheran H.S.
8	Jack Basseer	INF	6-1	200	R/R	So.	Pleasanton, Calif./Pepperdine
9	Brody Green	INF	6-4	190	R/R	Jr.	Owasso, Okla./Owasso H.S.
10	Jake Duer	OF	6-1	195	L/L	So.	Flower Mound, Texas/Marcus H.S.
11	Ben Hampton	LHP	6-1	205	L/L	Sr.	De Pere, Wisc./West Virginia
12	Ben Abeldt	LHP	6-3	210	R/L	So.	McKinney, Texas/McKinney Boyd H.S.
13	Sam Myers	OF	5-9	190	L/L	Fr.	Cypress, Texas/Cypress Woods H.S.
14	Karson Bowen	C	5-11	215	R/R	So.	Anaheim Hills, Calif./Orange Lutheran H.S.
15	Chase Brunson	OF	6-3	190	R/R	Fr.	San Clemente, Calif./San Clemente H.S.
16	Micah Kendrick	INF	6-0	185	S/R	Fr.	Rockwall, Texas/Rockwall H.S.
17	Kole Klecker	RHP	6-2	205	R/R	So.	Chandler, Ariz./Hamilton H.S.
18	Storm Hierholzer	RHP	6-3	230	R/R	RS-Jr.	Austin, Texas/Lake Travis H.S.
20	Jack Arthur	OF	6-0	200	R/R	RS-So.	Flower Mound, Texas/Weatherford College
21	Zachary Cawyer	RHP	6-3	210	R/R	Jr.	Fort Worth, Texas/McLennan College
22	Logan Maxwell	OF	5-10	185	L/L	Jr.	Lima, Ohio/Shawnee H.S.
23	Fisher Ingersoll	INF	6-2	210	S/R	So.	Lehi, Utah/American Fork H.S.
25	Jax Traeger	RHP	6-1	215	R/R	So.	Spring, Texas/Concorida Lutheran
26	Camden Sos	INF	6-3	200	R/R	Fr.	Alpine, Calif./Granite Hills H.S.
27	Carson Cormier	RHP	6-5	225	R/R	Fr.	Westford, Mass./Westford Acad./Phillips Acad.
28	Cohen Feser	RHP	6-2	200	R/R	Jr.	San Antonio, Texas/Reagan H.S.
29	Mason Bixby	RHP	6-7	240	R/R	Fr.	San Antonio, Texas/Johnson H.S.
30	Louis Rodriguez	RHP	6-1	200	R/R	So.	Long Beach, Calif./Orange Lutheran H.S.
31	Andrew Mosiello	RHP	6-2	195	R/R	RS-Jr.	Temecula, Calif./Oregon
32	Braeden Sloan	LHP	6-4	215	L/L	So.	Roseville, Calif./Woodcreek H.S.
33	Zack Morris	LHP	6-3	225	L/L	Gr.	Cabot, Ark./Arkansas
34	Dallen Leach	C	6-0	213	R/R	Gr.	Tallahassee, Fla./North Florida
35	Zach Wadas	UT	6-4	190	L/L	Fr.	Chandler, Ariz./Hamilton H.S.
36	Chase Hoover	LHP	6-1	195	L/L	So.	Santa Barbara, Calif./San Marcos H.S.
37	Tim Reynolds	C	5-11	180	R/R	So.	Lucas, Texas/Odessa College
38	Colt Taylor	RHP	6-3	195	R/R	Gr.	Acworth, Ga./Tennessee Tech
41	Holden Harris	RHP	6-2	210	R/R	Fr.	Leander, Texas/Tom Glenn H.S.
43	Jax Lewis	RHP	6-1	160	L/R	Fr.	Claxton, Ga./Pinewood Christian Academy
44	Hunter Hodges	RHP	6-3	225	R/R	Sr.	Wilmington, N.C./UNC Wilmington
47	Blake Rogers	RHP	6-5	215	R/R	RS-Fr.	Mountain View, Calif./Baylor
49	Payton Tolle	LHP/INF	6-6	250	L/L	Jr.	Yukon, Okla./Wichita State
61	Kyle Ayers	RHP	6-1	190	L/R	Jr.	Los Angeles, Calif./Houston

- 24 Kirk Saarloos - Head Coach (3rd Season, 12th Overall), Cal State Fullerton, 2001
- 2 TJ Bruce - Associate Head Coach (2nd Season), Long Beach State, 2004
- 40 John DiLaura - Assistant Coach (6th Season), Michigan, 2013
- 19 Dave Lawn - Assistant Coach (1st Season), San Francisco State, 1987
- 45 Evan Skoug - Student Assistant (1st Season)
- 48 Brian Howard - Student Assistant (1st Season)
- Meredith Montgomery - Assistant AD for Baseball Operations (15th Season), TCU, 2009
- Cooper Sholder - Director of Baseball Operations (9th Season), San Diego State, 2014
- Colton Lovelace - Director of Player Personnel (1st Season), Kansas, 2020
- Danny Wheat - Athletic Trainer (20th Season), Texas, 1975
- Zach Dechant - Assistant AD for Sports Science (16th Season), Missouri State, 2003

2024 TV/RADIO PHOTO ROSTER



0 RYDER ROBINSON
IF | 6-2 | 185 | S/R | Fr.
Cedar Hills, Utah



1 PEYTON CHATAGNIER
IF | 5-10 | 185 | R/R | Gr.
Cypress, Texas



3 CAEDMON PARKER
RHP | 6-4 | 190 | R/R | RSo.
Montgomery, Texas



4 KURTIS BYRNE
UT | 6-0 | 225 | R/R | RSo.
St. Louis, Mo.



5 ANTHONY SILVA
IF | 6-2 | 200 | R/R | So.
San Antonio, Texas



6 LUKE BOYERS
OF | 5-11 | 205 | S/R | Gr.
Boerne, Texas



7 GABE MIRANDA
IF | 6-3 | 215 | L/L | RFr.
Orange, Calif.



8 JACK BASSEER
IF | 6-1 | 200 | R/R | So.
Pleasanton, Calif.



9 BRODY GREEN
IF | 6-4 | 190 | R/R | Jr.
Owasso, Okla.



10 JAKE DUER
OF | 6-1 | 195 | L/L | So.
Flower Mound, Texas



11 BEN HAMPTON
LHP | 6-1 | 205 | R/L | Sr.
De Pere, Wis.



12 BEN ABELDT
LHP | 6-3 | 210 | R/L | So.
McKinney, Texas



13 SAM MYERS
OF | 5-9 | 190 | L/L | Jr.
Cypress, Texas



14 KARSON BOWEN
C | 5-11 | 215 | R/R | So.
Anaheim Hills, Calif.



15 CHASE BRUNSON
OF | 6-3 | 190 | R/R | Fr.
San Clemente, Calif.



16 MICAH KENDRICK
INF | 6-0 | 185 | S/R | Fr.
Rockwall, Texas



17 KOLE KLECKER
RHP | 6-2 | 205 | R/R | So.
Chandler, Ariz.



18 STORM HIERHOLZER
RHP | 6-3 | 230 | R/R | R Jr.
Austin, Texas



20 JACK ARTHUR
OF | 6-0 | 200 | R/R | RSo.
Flower Mound, Texas



21 ZACHARY CAWYER
RHP | 6-3 | 210 | R/R | Jr.
Fort Worth, Texas



22 LOGAN MAXWELL
OF | 5-10 | 185 | L/L | Jr.
Lima, Ohio



23 FISHER INGERSOLL
IF | 6-2 | 210 | S/R | So.
Lehi, Utah



25 JAX TRAEGER
RHP | 6-1 | 215 | R/R | So.
Spring, Texas



26 CAMDEN SOS
IF | 6-3 | 200 | R/R | Fr.
Alpine, Calif.



27 CARSON CORMIER
RHP | 6-5 | 225 | R/R | Fr.
Westford, Mass.



28 COHEN FESER
RHP | 6-1 | 200 | R/R | Jr.
San Antonio, Texas



29 MASON BIXBY
RHP | 6-7 | 240 | R/R | Fr.
San Antonio, Texas



30 LOUIS RODRIGUEZ
RHP | 6-1 | 200 | R/R | So.
Long Beach, Calif.



31 ANDREW MOSIELLO
RHP | 6-2 | 195 | R/R | R Jr.
Temecula, Calif.



32 BRAEDEN SLOAN
LHP | 6-4 | 215 | L/L | So.
Roseville, Calif.



33 ZACK MORRIS
LHP | 6-1 | 225 | L/L | Gr.
Cabot, Ark.



34 DALEN LEACH
C | 6-0 | 213 | R/R | Gr.
Tallahassee, Fla.



35 ZACH WADAS
UT | 6-4 | 190 | L/L | Fr.
Chandler, Ariz.



36 CHASE HOOVER
LHP | 6-1 | 190 | L/L | So.
Santa Barbara, Calif.



37 TIM REYNOLDS
C | 5-11 | 180 | R/R | So.
Lucas, Texas



38 COLT TAYLOR
RHP | 6-3 | 195 | R/R | Gr.
Acworth, Ga.



41 HOLDEN HARRIS
RHP | 6-2 | 210 | R/R | Fr.
Leander, Texas



43 JAX LEWIS
RHP | 6-1 | 160 | L/R | Fr.
Claxton, Ga.



44 HUNTER HODGES
RHP | 6-3 | 225 | R/R | Sr.
Wilmington, N.C.



47 BLAKE ROGERS
RHP | 6-5 | 215 | R/R | So.
Mountain View, Calif.



49 PAYTON TOLLE
LHP/IF | 6-6 | 250 | L/L | Jr.
Yukon, Okla.



61 KYLE AYERS
RHP | 6-1 | 190 | R/R | Jr.
Los Angeles, Calif.



24 KIRK SAARLOOS
Head Coach
3rd Season/12th Overall



2 TJ BRUCE
Associate Head Coach
2nd Season



40 JOHN DILAURO
Assistant Coach
3rd Season/6th Overall



19 DAVE LAWN
Assistant Coach
1st Season



48 BRIAN HOWARD
Student Assistant Coach
1st Season



45 EVAN SKOUG
Student Assistant Coach
1st Season

2024 TCU BASEBALL

2024 SCHEDULE

<u>DAY</u>	<u>DATE</u>	<u>OPPONENT</u>	<u>LOCATION</u>	<u>TV</u>	<u>TIME</u>
Friday	Feb. 16	Florida Gulf Coast	Lupton Stadium	Big 12 Now on ESPN+	6:30 p.m.
Saturday	Feb. 17	Florida Gulf Coast	Lupton Stadium	Big 12 Now on ESPN+	2 p.m.
Sunday	Feb. 18	Florida Gulf Coast	Lupton Stadium	Big 12 Now on ESPN+	12:30 p.m.
Tuesday	Feb. 20	Texas State	Lupton Stadium	Big 12 Now on ESPN+	6 p.m.
Friday	Feb. 23	UCLA	Lupton Stadium	Big 12 Now on ESPN+	6:30 p.m.
Saturday	Feb. 24	UCLA	Lupton Stadium	Big 12 Now on ESPN+	4 p.m.
Sunday	Feb. 25	UCLA	Lupton Stadium	Big 12 Now on ESPN+	1 p.m.
Tuesday	Feb. 27	Washington State	Lupton Stadium	Big 12 Now on ESPN+	6 p.m.
Wednesday	Feb. 28	Arizona	Lupton Stadium	Big 12 Now on ESPN+	6 p.m.
Friday	March 1	USC (Globe Life Field)	Arlington, Texas	FloSports.TV	2 p.m.
Saturday	March 2	Arizona State (Globe Life Field)	Arlington, Texas	FloSports.TV	6 p.m.
Sunday	March 3	USC (Globe Life Field)	Arlington, Texas	FloSports.TV	3 p.m.
Tuesday	March 5	Abilene Christian	Lupton Stadium	Big 12 Now on ESPN+	6 p.m.
Friday	March 8	at Kansas*	Lawrence, Kan.	Big 12 Now on ESPN+	6 p.m.
Saturday	March 9	at Kansas*	Lawrence, Kan.	Big 12 Now on ESPN+	2 p.m.
Sunday	March 10	at Kansas*	Lawrence, Kan.	Big 12 Now on ESPN+	1 p.m.
Tuesday	March 12	at Dallas Baptist	Dallas, Texas	ESPN+	6:30 p.m.
Friday	March 15	Oklahoma*	Lupton Stadium	Big 12 Now on ESPN+	6:30 p.m.
Saturday	March 16	Oklahoma*	Lupton Stadium	Big 12 Now on ESPN+	5 p.m.
Sunday	March 17	Oklahoma*	Lupton Stadium	Big 12 Now on ESPN+	1 p.m.
Tuesday	March 19	UT Arlington	Lupton Stadium	Big 12 Now on ESPN+	6 p.m.
Friday	March 22	at Oklahoma State*	Stillwater, Okla.	Big 12 Now on ESPN+	6 p.m.
Saturday	March 23	at Oklahoma State*	Stillwater, Okla.	Big 12 Now on ESPN+	6 p.m.
Sunday	March 24	at Oklahoma State*	Stillwater, Okla.	Big 12 Now on ESPN+	1 p.m.
Thursday	March 28	Houston*	Lupton Stadium	Big 12 Now on ESPN+	6 p.m.
Friday	March 29	Houston*	Lupton Stadium	Big 12 Now on ESPN+	6:30 p.m.
Saturday	March 30	Houston*	Lupton Stadium	Big 12 Now on ESPN+	2 p.m.
Tuesday	April 2	at UT Arlington	Arlington, Texas		6 p.m.
Friday	April 5	at Cincinnati*	Cincinnati, Ohio	Big 12 Now on ESPN+	4 p.m.
Saturday	April 6	at Cincinnati*	Cincinnati, Ohio	Big 12 Now on ESPN+	1 p.m.
Sunday	April 7	at Cincinnati*	Cincinnati, Ohio	Big 12 Now on ESPN+	11 a.m.
Tuesday	April 9	UTRGV	Lupton Stadium	Big 12 Now on ESPN+	6 p.m.
Wednesday	April 10	UTRGV	Lupton Stadium	Big 12 Now on ESPN+	6 p.m.
Friday	April 12	Texas Tech*	Lupton Stadium	Big 12 Now on ESPN+	6:30 p.m.
Saturday	April 13	Texas Tech*	Lupton Stadium	ESPN+	3 p.m.
Sunday	April 14	Texas Tech*	Lupton Stadium	Big 12 Now on ESPN+	1 p.m.
Tuesday	April 16	at Abilene Christian	Abilene, Texas	ESPN+	6:05 p.m.
Friday	April 19	at Texas*	Austin, Texas	ESPN+	6:30 p.m.
Saturday	April 20	at Texas*	Austin, Texas	ESPN+	6 p.m.
Sunday	April 21	at Texas*	Austin, Texas	Longhorn Network	1 p.m.
Tuesday	April 23	Dallas Baptist	Lupton Stadium	Big 12 Now on ESPN+	6 p.m.
Friday	April 26	Kansas State*	Lupton Stadium	Big 12 Now on ESPN+	6:30 p.m.
Saturday	April 27	Kansas State*	Lupton Stadium	Big 12 Now on ESPN+	4 p.m.
Sunday	April 28	Kansas State*	Lupton Stadium	Big 12 Now on ESPN+	1 p.m.
Friday	May 3	at Baylor*	Waco, Texas	Big 12 Now on ESPN+	6:30 p.m.
Saturday	May 4	at Baylor*	Waco, Texas	Big 12 Now on ESPN+	2 p.m.
Sunday	May 5	at Baylor*	Waco, Texas	Big 12 Now on ESPN+	1 p.m.
Friday	May 10	New Mexico State	Lupton Stadium	Big 12 Now on ESPN+	6:30 p.m.
Saturday	May 11	New Mexico State	Lupton Stadium	Big 12 Now on ESPN+	4 p.m.
Sunday	May 12	New Mexico State	Lupton Stadium	Big 12 Now on ESPN+	1 p.m.
Tuesday	May 14	Baylor	Lupton Stadium	Big 12 Now on ESPN+	6 p.m.
Thursday	May 16	West Virginia*	Lupton Stadium	Big 12 Now on ESPN+	6 p.m.
Friday	May 17	West Virginia*	Lupton Stadium	Big 12 Now on ESPN+	6:30 p.m.
Saturday	May 18	West Virginia*	Lupton Stadium	Big 12 Now on ESPN+	4 p.m.



BEN ABELDT
PITCHER
12 6-3 • 210 • R/L • SO

MCKINNEY, TEXAS
MCKINNEY BOYD HS

Career Honors

- 2023 USA Baseball Collegiate National Team
- 2023 1st-Team D1Baseball.com Freshman All-American
- 2023 1st-Team Baseball America Freshman All-American
- 2023 USA Baseball Collegiate National Team Trials Invite
- Big 12 All-Tournament team
- 2023 Big 12 All-Freshman Team

2023 (Freshman)

Led the team with 32 appearances out of the bullpen... the 32 appearances are tied for the third-most in a single season... was 3-4 on the season with two saves... posted a 3.60 ERA... tallied 71 strikeouts in 55 innings of work... limited opponents to a .237 batting average against... team was 18-14 in games he pitched... held opponents scoreless in 20 of 32 appearances... allowed just 11 of 26 inherited runners to score... struck out two in two hitless innings in collegiate debut against Arkansas (Feb. 18)... allowed first run of the season in an appearance against Missouri (Feb. 19)... touched for six runs on five hits in two innings against Florida State (Feb. 25)... earned first collegiate win at DBU, collecting four outs in the extra-inning affair (Feb. 28)... worked out of a bases loaded jam in an inning of work against Louisville (March 4)... surrendered two runs on a hit and struck out three in 2 2/3 innings against San Diego (March 12)... struck out five over two innings at Oklahoma (March 18)... took the loss after allowing two unearned runs in 1/3 of an inning at Oklahoma (March 19)... gave up a run and struck out two in 1 1/3 innings against Kansas (March 24)... took the loss at Texas Tech (March 31) after allowing nine runs (one earned)... rebounded with three straight scoreless outings spanning 4 2/3 innings... recorded four outs in a win at Tarleton State (April 4)... struck out four over two innings against Oklahoma State (April 7)... retired all three batters faced to record first career save at Abilene Christian (April 11)... fanned four but allowed four runs in three innings against UNC Wilmington (April 16)... appeared in two games at West Virginia (April 21, 23)... made lone start of the season against the Mountaineers (April 23)... allowed five runs (three earned) in three innings... touched for a run and struck out three over 1 2/3 innings against Texas (April 29)... started a streak of 11 straight appearances without allowing a run, spanning 18 1/3 innings... streak started with 2 1/3 scoreless against Texas (May 1)... tossed two scoreless innings in the series opener against Cal State Fullerton (May 5)... retired both batters faced in the series finale against the Titans (May 7)... made two appearances against Baylor (May 12, 14)... combined to throw 1 2/3 scoreless against the Bears... struck out all three batters faced against Texas State (May 16)... appeared in two games at Kansas State (May 18-19)... tossed 1 2/3 scoreless against Kansas in the Big 12 Championships (My 25)... fanned a career-high seven over 3



1/3 scoreless frames against Kansas State (May 27) to pick up the win in relief and secure TCU's spot in the Big 12 Championship game... improved to 3-3 on the year with a dominating appearance at Arkansas (June 5) in the championship game of the NCAA Fayetteville Regional... held Arkansas to a hit, walked two and struck out four in a career-high 4 2/3 innings... allowed a run on four hits in 2 2/3 innings against Indiana State (June 10) in the NCAA Fort Worth Super Regional... touched for a run in two innings of work against Oral Roberts in the opening game of the College World Series (June 16)... earned the save after picked up the final five outs of a win over Virginia in an elimination game (June 18)... struck out five over three innings against Florida (June 21).

High School

Played four seasons at McKinney Boyd High School... selected as a first-team all-district performer as a senior... named the District 5-6A MVP as a junior... earned all-state honorable mention accolades in addition to be named to the Dallas Morning News All-Area team... participated in the 2019, 2020 and 2021 Area Code Games... member of the Rangers Scout team in 2019 and 2021... put together a 7-1 record with a 0.81 ERA as a junior... fanned 83 batters in 51 2/3 innings... threw a no-hitter with 13 Ks as a junior... played travel baseball with DBat United.

Personal

Parents are Jean and Buford... has one sister, Grace.

Abeldt's Career Highs

IP	4.2 at Arkansas 6/5/23
Hits	5, 2x last at West Virginia 4/23/23
Runs	9 at Texas Tech 3/31/23
ER	6 vs. Florida State 2/25/23
BB	3, 2x last at West Virginia 4/23/23
K	7 vs. Kansas State 5/27/23

Abeldt's Career Stats

SEASON	ERA	W-L	GP-GS	CG	SH/CB	SAVES	IP	HITS	RUNS	ER	BB	SO	WP	HBP	BK	B/AVG.
2023	3.60	3-4	32-1	0	0/0	2	55.0	49	34	22	24	71	3	10	0	.237
TOTALS	3.60	3-4	32-1	0	0/0	2	55.0	49	34	22	24	71	3	10	0	.237



KARSON BOWEN
14 CATCHER
 5-11 • 215 • R/R • SO
 ANAHEIM HILLS, CALIF.
 ORANGE LUTHERAN HS

Career Honors

- 2023 USA Baseball Collegiate National Team Invite
- 2023 Collegiate Baseball Freshman All-American
- 2023 NCAA Fayetteville All-Regional Team
- 2023 Big 12 All-Tournament team
- 2023 Honorable Mention All-Big 12
- 2023 Big 12 All-Freshman Team

2023 (Freshman)

Started 55 games as part of 56 appearances... made 54 starts as the catcher and one as the designated hitter... lone appearance off the bench came as a defensive replacement... ranked second on the team with a .350 batting average... totaled 76 on the year including 15 doubles and six home runs... drove in 46 runs... was successful in 9 of 11 stolen base attempts... registered 24 multi-hit games and 13 multiple RBI contests... recorded a hit in 45 games and reached safely in 47... defensively, threw out 13 base stealers... made collegiate debut as a defensive replacement against Arkansas (Feb. 18)... first career start came against Missouri (Feb. 19)... went 2-for-3 with an RBI against UT Arlington (Feb. 22)... tallied two hits and drove in two runs in lone start against Florida State (Feb. 25)... doubled twice in a midweek start at DBU (Feb. 28)... hit first career home run, a two-run shot, against Louisville (March 4)... was 1-for-3 with an RBI against Rice (March 5)... was 2-for-4 with one RBI against UT Arlington (March 7)... started two games in the San Diego series (March 10-11)... had four hits and drove in four in the Oklahoma series (March 17-19)... tallied two hits in the win over Abilene Christian (March 21)... connected fifth double of the season in a win over Northwestern (March 22)... hit safely in all three games against Kansas (March 24-26)... homered and drove in four in Game 2 against the Jayhawks (March 25)... had three hits and drove in two at UT Arlington (March 28)... tallied a hit and drove in a run in all three games at Texas Tech (March 31-April 2)... had two hits in the series-opener against Oklahoma State (April 6)... recorded three hits and drove in two in two games against UNC Wilmington (April 14-15)... had four hits and drove in three at West Virginia (April 21-23)... hit a go-ahead grand slam in the eighth inning in a win over DBU (April 25)... homered in the series opener against Texas (April 29)... had three hits total in the Texas series (April 29-May 1)... went 7-for-13 (.538) with three RBIs in the Cal State Fullerton series (May 5-7)... had a hit and drove in a run in the series finale against Baylor (May 14)... tallied five hits, including two doubles and a home run, while driving in five in the series win at Kansas State (May 18-20)... hit safely



in all four games, hitting .470 (8-for-17), of the Phillips 66 Big 12 Championship (May 24-28)... had four hits and drove in two in the tournament's opening game against Kansas State (May 24)... had two hits in the championship game against Oklahoma State (May 28)... went 8-for-14 (.571) in the NCAA Fayetteville Regional (June 2-5)... had three hits in the Regional opener against Arizona (June 2)... went 3-for-4 with four runs scored in the winner's bracket game against Arkansas (June 4)... had two doubles in the Regional championship game against the Razorbacks (June 5)... had a hit in the first game of the NCAA Fort Worth Super Regional against Indiana State (June 9)... collected five hits in the College World Series (June 16-21)... had two hits in games against Oral Roberts (June 16) and Virginia (June 18).

High School

Four year letterwinner at Orange Lutheran... was honored with a Rawlings Gold Glove as a senior... named the Trinity League Defensive Player of the Year... earned first-team all-league honors as a senior... four time member of USA Baseball National Teams (2016 12U; 2018 15U; 2019 15U; 2021 18U)... three-time first-team all-region performer... played in the Perfect Game Underclass All-American game as a sophomore... standout in the classroom as a member of the Presidential Honor Roll... high school teammates with fellow Horned Frogs Gabe Miranda and Louis Rodriguez.

Personal

Parents are Kris and David... has two brothers, Bryce and Alec.

Bowen's Career Highs

AB.....	6 vs. Texas 5/13/23
Hits.....	4 vs. Kansas State 5/24/23
Runs.....	4 at Arkansas 6/4/23
RBIs.....	4, 2x last vs. DBU 4/25/23
HR.....	1, 6x last at Kansas State 5/20/23
SB.....	2 vs. Kansas State 5/27/23

Bowen's Career Stats

SEASON	Avg.	GP-GS	AB	RUNS	HITS	2B	3B	HR	RBI	SLG%	BB	HBP	SO	OB%	SB-A	SF	SH	FLD
2022	.350	56-55	217	49	76	15	0	6	46	.502	25	4	49	.420	9-11	4	1	.987
TOTALS	.350	56-55	217	49	76	15	0	6	46	.502	25	4	49	.420	9-11	4	1	.987



LUKE BOYERS
6 **OUTFIELD**
5-11 • 205 • S/R • SR

BOERNE, TEXAS
SAMUEL V. CHAMPION HS

Career Honors

- 2022 Honorable Mention All-Big 12
- 2022 2nd-Team Academic All-Big 12
- 2021 NCAA Fort Worth All-Regional Team
- 2021 Big 12 Academic All-Rookie Team
- Big 12 Newcomer of the Week (March 1, 2021)

2023 (Junior)

Played in 58 games with 46 starts on the year... made 40 starts in left field and six in right field... appeared in eight games as a defensive replacement and four as a pinch hitter... totaled 40 hits on the year with seven doubles, one triple and seven home runs... drove in 27 runs... was successful in seven of eight stolen base attempts... posted a .401 on-base percentage helped along by 38 walks and 11 hit by pitches... tallied four outfield assists... recorded 12 multi-hit games and nine multi-RBI contests... tallied a base hit in 23 of 53 games with a plate appearance... reached safely in 39... tallied a hit and scored twice in the season-opener against Vanderbilt (Feb. 17)... went 2-for-4 with two RBIs in a win over Arkansas (Feb. 18)... tallied just one hit over next six games, but drew six walks and was hit by a pitch twice in that stretch... hit a three run home run in a win over Rice (March 5)... went 3-for-5 with two runs scored against UT Arlington (March 7)... drew three walks in the series against San Diego (March 10-12)... homered, doubled and drove in three in a win over Abilene Christian (March 21)... connected on third home run and drove in two with two hits against Northwestern (March 22)... tallied five hits and drove in a run against Kansas (March 24-26)... went 2-for-5 with a double and three RBIs in the series opener at Texas Tech (March 31)... homered twice in a win at Texas Tech (April 1)... was 2-for-4 with a home run and two RBIs in a win at Abilene Christian (April 11)... collected three hits in the UNC Wilmington (April 14-16) series... was 4-for-5 against Lamar (April 18)... tallied three hits and drove in two in a win over Cal State Fullerton (May 6)... went 2-for-2 with an RBI in the win over Baylor (May 13)... hit a three run home run in the Phillips 66 Big 12 Championship game against Oklahoma State (May 28)... appeared in all three games of the NCAA Fayetteville Regional (June 2-5)... had an RBI-double in Game 2 of the NCAA Fort Worth Super Regional (June 10)... appeared in all four games played at the College World Series (June 16-21).

2022 (Sophomore)

Was one of two Horned Frogs to play in and start all 60 games... every start came in right field... hit .250 on the year with 11 doubles, two triples and six home runs... drove in 37 runs, 15 of which came with two outs... tallied a base hit in 40 games and reached safely in 53... collected 16 multi-hit games and 11 multi-RBI contests... was successful in 11 of 13 stolen base attempts... tallied three outfield assists... hit .322



(29-for-90) in Big 12 play... collected four hits in the season-opening MLB4 Tournament (Feb. 18-20)... hit a two run home run in Game 2 against Nebraska (Feb. 26)... collected another RBI in Game 3 against the Cornhuskers (Feb. 27)... tallied four hits and drove in two runs in the series at Kentucky (March 4-5)... had a two-run single at Louisville (March 8)... hit a walk-off, three run home run in Game 1 of a doubleheader against Army (March 12)... commenced a season-long 10-game hitting streak with a base hit against Army (March 13)... went 2-for-5 with two runs scored against TAMU-Corpus Christi (March 15)... collected five hits, including a double, and drove in a run in the series win at Baylor (March 18-20)... doubled and drove in three runs at Abilene Christian (March 22)... hit safely in all three games in the sweep of Kansas State (March 25-27)... went hitless over a stretch of eight games, but drew seven walks and was hit by a pitch three times in that stretch... put together another 10 game hitting streak starting with a base hit in Game 2 at Texas (April 9)... went 4-for-12 with two RBIs in the sweep of Texas Tech (April 14-16)... went 2-for-4 with a double, two RBIs and two runs scored in a win over UT Arlington (April 19)... homered in back-to-back games at Oklahoma State (April 22-24)... drove in five runs in the series win over the Cowboys... went 5-for-12 with two RBIs in the Oklahoma series (May 6-8)... tripled and drove in two runs in a comeback win over Incarnate Word (May 10)... collected two hits in all three games at Kansas (May 13-15)... homered and drove in four runs in the series-opener (May 13)... scored four runs in the sweep of Santa Clara (May 19-21)... collected just two hits over the final eight games of the season.

2021 (Freshman)

Played in 46 games and made 42 starts... started 18 games in right field, 15 in left field and nine in center field... made three appearances as a pinch hitter and one as a defensive replacement... hit .307 on the season with a .353 slugging percentage and a .411 on-base percentage... collected four doubles and one home run as part of 46 hits on the season... drove in 22 runs... was successful in 10 of 14 stolen base attempts... collected 11 multi-hit games and six multiple RBI contests... tallied a hit in 32 of 45 games with a plate appearance... reached safely in 39 games, including the first 19 games of his career... went 2-for-4 in his collegiate debut against Ole Miss (Feb. 20)... began a 10-game hitting streak with an RBI single against Arkansas (Feb. 22)... went 4-for-4 with six runs scored and two runs driven in against Texas Southern (Feb. 23)... hit safely in all three games and drove in two in the sweep of Liberty (Feb. 26-27)... collected five hits in the Shriners Hospitals for Children College Classic (March

PLAYER PROFILES - LUKE BOYERS

5-7)... had a double and two RBIs in the Classic's opening game against TAMU-Corpus Christi (March 5)... suffered an injury in Game 2 against Gonzaga (March 13)... missed nine games with the injury... returned as a pinch hitter and went 1-for-2 at Oklahoma (April 2)... doubled twice and drove in three as part of a three hit game in the middle game of the Oklahoma series (April 3)... had three hits in two games played at Texas Tech (April 9, 11)... drove in two runs in the series finale against Oklahoma State (April 18)... doubled as part of two hits in the series opener against Kansas (April 23)... went 1-for-3 with an RBI in Game 2 against the Jayhawks (April 24)... was 2-for-4 with two runs and an RBI in the series opener at West Virginia (April 30)... had three hits in the doubleheader split against ULM (May 15)... was 1-for-3 in the series-opener at Kansas State (May 20)... had an outstanding Big 12 Conference Championships, collecting five hits and two RBIs in the tournament... had a pinch hit single and scored a run in the Tournament's opening game against Kansas State (May 26)... drove in two runs in a win over Kansas State (May 29)... went 2-for-3 with two runs scored in the Big 12 Championship game against Oklahoma State (May 30)... hit first career home run and drove in two runs and two hits in the NCAA Fort Worth Regional opener against McNeese (June 4)... was 1-for-2 against Dallas Baptist (June 5).

High School

Four year letterwinner at Samuel V. Champion high school... earned academic honorable mention all-state honors as a senior... named second-team Perfect Game preseason All-American as a senior... tabbed a first-team all-state and all-district

honoree as a junior... also named to the San Antonio Express News All-Area team... entered the season as a Perfect Game preseason All-American as a sophomore and junior... participated in the Junior Sunbelt Game as a junior... also took part in MLB USA Prospect Development Pipeline league following his junior campaign... tabbed a first-team all-district performer as a sophomore... played for the Texas Rangers area code team as a sophomore... earned district Newcomer of the Year accolades as a freshman... holds the school record for career triples (21), RBIs (83), walks (66) and stolen bases (72)... excelled in the classroom, earning academic all-district honors across multiple sports throughout high school career... standout quarterback and a two-time district long jump champion.

Personal

Parents are John and Tori... has one sister, Madison.

Boyers' Career Highs

AB.....	6 at UT Arlington 3/28/23
Hits.....	4, 2x last vs. Lamar 4/18/23
Runs.....	6 vs. Texas Southern 2/23/21
RBIs.....	4 at Kansas 5/13/22
HR.....	2 at Texas Tech 4/1/23
SB.....	2, 3x last vs. Arkansas 2/18/23

Boyers' Career Stats

SEASON	Avg.	GP-GS	AB	RUNS	HITS	2B	3B	HR	RBI	SLG%	BB	HBP	SO	OB%	SB-A	SF	SH	FLD
2021	.307	46-42	150	35	46	4	0	1	22	.353	17	11	46	.411	10-14	2	0	.982
2022	.250	60-60	224	46	56	11	2	6	37	.397	25	9	65	.345	11-13	3	1	1.000
2023	.231	58-46	173	42	40	7	1	7	27	.405	38	11	63	.401	7-8	0	3	.966
TOTALS	.260	164-148	547	123	142	22	3	14	86	.388	80	31	174	.382	28-35	5	4	.985



KURTIS BYRNE
4 UTILITY
 6-0 • 225 • R/R • RS-SR
 ST. LOUIS, MO.
 CHRISTIAN BROTHERS COLLEGE

Career Honors

- 2023 Big 12 All-Tournament team
- 2022 Honorable Mention All-Big 12
- 2022 1st-team Academic All-Big 12
- 2021 1st-team Academic All-Big 12
- 2020 Academic All-Big 12 Rookie Team

2023 (Junior)

Started 47 games as part of 50 appearances on the season... made 33 starts as the designated hitter and 14 as the catcher... also made three appearances as a pinch hitter... hit .385 on the season with 55 hits including nine doubles and a career-high 10 home runs... totaled 48 RBIs on the season... posted a .487 slugging percentage with a .343 on-base percentage... recorded 12 multi-hit games and 11 multi-RBI contests... reached safely in 42 games and tallied a hit in 38... was hitting .218 through the first 27 games of the season... hit .359 (33-for-92) in final 23 games to raise average 67 points... hit safely in all three games and drove in three runs in the Higginbotham Showdown (Feb. 17-19)... had three hits and drove in two runs in the Florida State series (Feb. 24-26)... hit first home run of the season as part of a two hit game in the series finale against San Diego (March 12)... missed two weeks with an injury... returned to the lineup and tallied a hit in each of the next six games played (April 4-15)... homered and drove in four runs in the series finale against Oklahoma State (April 8)... hit a two run home run in Game 2 at UNC Wilmington (April 15)... went 1-for-3 and drove in two runs in lone game played at West Virginia (April 21)... started a four-game hitting streak with a two hit game against Texas (May 1)... hit .533 (8-for-15) with 12 RBIs during the streak... homered and drove in five in the win over Texas (May 1)... doubled, homered and drove in five as part of a three hit game against UTRGV (May 2)... tallied three hits and drove in two in two games played against Cal State Fullerton (May 5, 7)... started a 10-game hitting streak with two hits against Baylor (May 14)... hit .390 (16-for-41) with nine RBIs during the streak... doubled twice as part of three hits in the Kansas State series (May 18-20)... went 9-for-16 (.563) with two home runs and five RBIs in the Phillips 66 Big 12 Championship... was 2-for-4 with a home run and three RBIs in the opening game against Kansas State (May 24)... tallied three more hits in the win over Kansas (May 25)... homered in the win over Kansas State (May 27) to help TCU advance to the Big 12 Championship game... had three hits and scored four runs in the championship game against Oklahoma State (May 28)... drove in two runs in the opening game of the NCAA Fayetteville Regional against Arizona (June 2)... went 4-for-5 with a double and a pair of solo home runs in the Regional championship game against Arkansas (June 5)... had two hits and drove in two runs in the NCAA Fort Worth Super Regional against Indiana State (June 9-10)... recorded three hits and drove in two runs in the College World Series (June 16-21).



2022 (Sophomore)

Played in 57 games, making 55 starts... other two appearances came as a defensive replacement... started 52 games behind the plate and three as the designated hitter... hit .291 on the season with a .361 on-base percentage and a .447 slugging percentage... ranked second on the team with 15 doubles, tallied one triple and hit five home runs... drove in 44 runs, 18 of which came with two outs... tallied a base hit in 40 games and reached safely in 47... collected 17 multi-hit games and eight multi-RBI contests... had an RBI double in his season debut on Feb. 18 against San Diego State (Feb. 18)... went 2-for-4 with another double in the Cal contest (Feb. 19)... hit two sacrifice flies in a win over Stephen F. Austin (Feb. 22)... collected three hits in the series at Kentucky (March 4-5)... homered and drove in three runs in Game 1 of a doubleheader against Army (March 12)... collected two hits, including a double, and drove in a run in Game 2 against Army... hit safely in all three games against Kansas State (March 25-27) and drove in three runs... hit second home run of the season in Game 2 against the Wildcats (March 26)... tallied three hits in the West Virginia series (April 1-3)... went 2-for-3 in a win at UT Arlington (April 5)... doubled twice and drove in two runs as part of three hits in the series at Texas (April 8-10)... went 3-for-4 with two doubles and two RBIs in Game 2 against Texas Tech (April 15)... had an RBI triple in the series finale against the Red Raiders (April 16)... drove in a career-high five runs against UT Arlington (April 19)... collected two hits at Oklahoma State (April 22-24)... went 2-for-4 with a double and two RBIs against Dallas Baptist (April 26)... drove in a run in seven straight games from May 13-25... homered as part of a three hit game and drove in four in the series-opener at Kansas (May 13)... hit home run No. 4 in the series finale at Kansas (May 15)... hit .500 (5-for-10) with three RBIs in the series sweep of Santa Clara (May 19-21)... had three hits and drove in two in the Big 12 Championships (May 25-27)... went 1-for-4 with two RBIs in the NCAA College Station Regional opener against Louisiana (June 3)... homered in the win over Oral Roberts (June 4) in an elimination game... collected three hits as TCU fought off elimination against Louisiana (June 5)... went 1-for-5 with an RBI in the final game of the season at Texas A&M (June 5).

2021 (COVID Freshman)

Made six starts as part of 16 games played on the season... all six starts came behind the plate... also made six appearances as a defensive replacement and four as a pinch hitter... boasted a .333 batting average, a .471 on-base percentage, a .556 slugging percentage... reached safely in nine of 15 games with a plate appearance... tal-

PLAYER PROFILES - KURTIS BYRNE

lied a base hit in seven games... had two multi-RBI games and one multi-hit contest... made season debut as a starter against Texas Southern (Feb. 23)... had an RBI double and scored two runs in the contest... had a three-run double in a start against Liberty (Feb. 27)... tallied a pinch-hit single against Texas State in the Shriners Hospitals for Children College Classic (March 6)... drew a walk in a start at Texas State (March 9)... went 3-for-3 with three runs scored, a double and a home run in a start against Arkansas-Pine Bluff (March 6)... drove in a career-high four runs in the contest... had a hit and drove in a run in a start at Tarleton State (April 6)... collected a pinch hit single and scored a run at Texas Tech (April 11)... went 1-for-1 off the bench against Kansas (April 23)... final start of the season came in Game 2 of a doubleheader against ULM (May 15).

2020 (Freshman)

Played in five games and made four starts in a shortened season... all four starts came as the catcher... also made on appearance as a defensive replacement... tallied a base hit in one game and reached safely in three... made his collegiate debut as the starting catcher in Game 2 against Kentucky (Feb. 15)... drew two walks in the contest... lone appearance off the bench came against Abilene Christian (Feb. 18)... made starts at Minnesota (Feb. 23), vs. Stephen F. Austin (Feb. 26) and against UT Arlington (March 3)... collected his first collegiate hit, an RBI-single against Stephen F. Austin on Feb. 26.

High School

Earned four varsity letters at Christian Brothers College High School... drafted in the 35th round of the 2019 MLB first-year player draft by the St. Louis Cardinals... ranked as the No. 6 prospect in the state of Missouri by Baseball America... named a Perfect Game Central Region first-team All-American as a senior... named MHSBCA Class 5 first-team all-state as a senior... selected as the Perfect Game National Player of the Year as a junior... led CBC in batting average (.415), RBI (44) and home runs (seven) as a junior... earned all-tournament recognition at both the 2018 PG 17u WWBA National Championship and the 17u PG World Series... garnered all-tournament recognition at eight PG tournaments while also being included the Top Prospect List/Teams at five PG showcase events.

Personal

Parents are Wesley and Shawna... has two brothers, Kaden and Kyle, and two sisters, Kennedy and Kolbie.

Byrne's Career Highs

AB..... 6, 3x last at Oklahoma 3/17/23
Hits..... 4 at Arkansas 6/5/23
Runs..... 4 vs. Oklahoma State 5/28/23
RBI's..... 5, 3x last vs. UTRGV 5/2/23
HR..... 2 at Arkansas 6/5/23
SB..... 1, 3x last at Texas A&M 6/5/22


Byrne's Career Stats

SEASON	Avg.	GP-GS	AB	RUNS	HITS	2B	3B	HR	RBI	SLG%	BB	HBP	SO	OB%	SB-A	SF	SH	FLD
2020	.067	5-4	15	1	1	0	0	0	1	.067	3	1	5	.263	0-0	0	0	1.000
2021	.238	16-6	27	8	9	3	0	1	9	.556	7	0	4	.471	1-1	0	0	.985
2022	.291	57-55	206	33	60	15	1	5	44	.447	20	4	32	.361	2-2	3	0	.991
2023	.285	50-47	193	34	55	9	0	10	48	.487	14	5	34	.343	0-0	4	0	.978
TOTALS	.283	128-112	441	76	125	27	1	16	102	.458	44	10	75	.357	3-3	7	0	.989



JAKE DUER
10 OUTFIELD
 6-1 • 195 • L/L • SO

FLOWER MOUND, TEXAS
 MARCUS HS



2023 (Freshman)

Started four games as part of seven appearances on the season... all four starts came as the designated hitter... appeared in two games as a pinch hitter and one as a defensive replacement... collegiate debut came as a pinch hitter against Florida State (Feb. 24)... was the starting DH in the series finale against the Seminoles (Feb. 26)... went 2-for-3 with an RBI in a start at Texas State (March 14)... earned starts at Oklahoma (March 18) and against Kansas (March 25)... made an appearance as a defensive replacement at Texas Tech (April 2)... went 1-for-1 with a walk and a run scored in final appearance of the season at West Virginia (April 23).

High School

Earned four varsity letters at Marcus High School... tabbed a Dallas Morning News all-district performer as a senior... named a first-team all-state honoree as a senior... two-time first-team all-region... selected as a second-team all-state performer as a junior... named district Offensive MVP as a junior... named a Baseball Factory All-American... holds the school career records for triples (12)... also ranks in the top five in multiple offensive categories: walks (2nd, 56), hits (5th, 94), batting average (5th, .392), runs (3rd, 76) and doubles (2nd, 24)... participated in numerous Perfect Game events.

Personal

Parents are Betty and Joe... has a brother, Rock, and a sister, Anjelina.

Duer's Career Highs

AB..... 3 at Texas State 3/14/23
Hits..... 2 at Texas State 3/14/23
Runs..... 1, 2x last at West Virginia 4/23/23
RBI's..... 1 at Texas State 3/14/23
HR..... N/A
SB..... N/A

Duer's Career Stats

SEASON	Avg.	GP-GS	AB	RUNS	HITS	2B	3B	HR	RBI	SLG%	BB	HBP	SO	OB%	SB-A	SF	SH	FLD
2023	.231	7-4	13	2	3	0	0	0	1	.231	1	1	6	.333	0-0	0	0	1.000
TOTALS	.231	7-4	13	2	3	0	0	0	1	.231	1	1	6	.333	0-0	0	0	1.000



COHEN FESER
28 PITCHER
 6-2 • 200 • R/R • JR
SAN ANTONIO, TEXAS
REAGAN HS

Career Honors

- 2022 Big 12 Academic All-Rookie Team

2023 (Sophomore)

Ranked second on the team with 20 appearances out of the bullpen... compiled a 2.56 ERA with a 1-0 record to go along with one save... tallied 28 strikeouts in 31 2/3 innings pitched while issuing just eight walks... team posted a 16-4 record in games he pitched... held opponents scoreless in 15 of 20 appearances... allowed just three of 14 inherited runners to score... did not allow an earned run in first seven innings spanning 9 1/3 innings... made season debut on Feb. 19 against Missouri... allowed an unearned run in the outing and recorded one out... tossed two scoreless and struck out two against UT Arlington (Feb. 22)... fanned three in 2 2/3 scoreless against Florida State (Feb. 25)... retired all three batters faced in an extra-inning win at DBU to pick up lone save of the season... retired the lone batter he faced at Oklahoma (March 17)... fanned four in two scoreless against Abilene Christian (March 21)... retired all three batters faced in a one inning sting at UT Arlington (March 28)... surrendered first earned run of the season at Texas Tech (April 1)... rebounded with a scoreless inning against the Red Raiders (April 2)... recorded four outs at Tarleton State (April 4)... retired all eight batters faced at West Virginia (April 22)... tossed a scoreless inning against DBU (April 25)... picked up the win against Texas despite allowing a season-high four runs on five hits in 3 1/3 innings (May 1)... rebounded with three scoreless against Cal State Fullerton (May 7)... recorded two outs in a win over Baylor (May 12)... struck out two in two scoreless against Texas State (May 16)... surrendered a run on four hits in two innings against Kansas State (May 19)... allowed three runs on three hits in two innings against Oklahoma State in the Big 12 Championship game (May 28)... struck out two of three batters faced against Arizona in the the NCAA Fayetteville Regional (June 2)... threw two scoreless against Oral Roberts in the College World Series (June 20).

2022 (Freshman)

Made nine appearance in debut campaign... posted a 3.86 ERA in 16 1/3 innings pitched... tallied 11 strikeouts and did not issue a walk... team was 5-4 in games pitched... made season debut on Feb. 19 against Cal... allowed a run on two hits in 1/3 of an inning... touched for a run on three hits and struck out two in an inning against



Stephen F. Austin (Feb. 22)... tossed a scoreless frame at Kentucky (March 5)... retired all six batters faced in an appearance at Louisville (March 8)... tossed a season-high four innings against Army (March 12)... picked up first career win after striking out four and surrendering just two hits... touched for two runs (one earned) in 2 1/3 innings at Baylor (March 19)... tossed two innings against Kansas State (March 26)... allowed two runs on three hits against Abilene Christian (March 29)... final appearance of the season was a scoreless inning against UT Arlington (April 19).

High School

Earned three varsity letters at Reagan High School... had a standout senior campaign, earning Texas Sports Writer's Association third-team all-state... earned District 28-6A MVP honors as a senior... also tabbed a first-team all-state and all-area pitcher as a senior... selected as an all-area super team pitcher... standout in the classroom, earning academic all-district accolades as a junior and senior... selected as a PBR All-American as a junior... played for Team Texas at the PBR Futures game following junior campaign... was also an honorable mention academic all-state performer... played club baseball for the Lonestar National Team.

Personal

Parents are Steve and Karen... father is Michael... has one sister, Meagan.

Feser's Career Highs

IP	4.0 vs. Army 3/12/22
Hits	5 vs. Texas 5/1/23
Runs	4 vs. Texas 5/1/23
ER	4 vs. Texas 5/1/23
BB	2, 2x last vs. Oral Roberts 6/20/23
K	4, 2x last vs. Abilene Christian 3/21/23

Feser's Career Stats

SEASON	ERA	W-L	GP-GS	CG	SH/CB	SAVES	IP	HITS	RUNS	ER	BB	SO	WP	HBP	BK	B/AVG.
2022	3.86	1-0	9-0	0	0/0	0	16.1	21	8	7	0	11	0	1	0	.323
2023	2.56	1-0	20-0	0	0/0	1	31.2	26	10	9	8	28	1	0	2	.226
TOTALS	3.00	2-0	29-0	0	0/0	1	48.0	47	18	16	8	39	1	1	2	.261



BRODY GREEN
9 INFIELD
 6-4 • 190 • R/R • JR.

OWASSO, OKLA.
OWASSO HS

Career Honors

- 2022 Big 12 Academic All-Rookie Team

2023 (Sophomore)

Started two games as part of 16 games played... made one start at first base and one as the designated hitter... appeared in 11 games as a defensive replacement, two as a pinch hitter and one as a pinch runner... tallied a double and two RBIs on the season... walked and scored a run as a pinch hitter against Florida State (Feb. 24)... went 2-for-4 with a double and two RBIs in a start against Rice (March 5)... appeared in all three games as a defensive replacement against Kansas (March 24-26)... second start of the season came as a designated hitter against UTRGV (May 2)... was a defensive replacement in two games during the NCAA Fayetteville Regional (June 4-5).

2022 (Freshman)

Appeared in eight games with one start in debut campaign... made three appearances as a defensive replacement and two appearances each as a pinch runner and pinch hitter... collegiate debut came as a starter at first base at UT Arlington (April 5)... drew a walk in a pinch-hitting appearance at Oklahoma State (April 22)... appeared in two games against Oklahoma (May 6-7)... first career hit was a home run at Kansas (May 14).



High School

Played high school baseball at Owasso High School... selected as a first-team Collegiate Baseball High School All-American as a senior... earned first-team all-district honors as a senior... was an honorable mention all-Tulsa World Herald performer as a sophomore... played summer baseball for Sandlot Tulsa... participated in the PBR Futures game.

Personal

Parents are Kelly and Cheryl... has a twin sister, Taylor.

Green's Career Highs

AB.....	4 vs. Rice 3/5/23
Hits.....	2 vs. Rice 3/5/23
Runs.....	2 at Kansas 5/14/22
RBIs.....	2 vs. Rice 3/5/23
HR.....	1 at Kansas 5/14/22
SB.....	N/A

Green's Career Stats

SEASON	Avg.	GP-GS	AB	RUNS	HITS	2B	3B	HR	RBI	SLG%	BB	HBP	SO	OB%	SB-A	SF	SH	FLD
2022	.143	8-1	7	2	1	0	0	1	1	.571	2	0	5	.333	0-0	0	0	1.000
2023	.125	16-2	16	2	2	1	0	0	2	.188	1	1	7	.222	0-0	0	0	.958
TOTALS	.130	24-3	23	4	3	1	0	1	3	.304	3	1	12	.304	0-0	0	0	.971



STORM HIERHOLZER

18 PITCHER
6-3 • 230 • R/R • RS-SO

AUSTIN, TEXAS
LAKE TRAVIS HS

2023 (Junior)

Had off-season surgery that caused him to miss the entirety of the season.

2022 (Sophomore)

Made seven appearances out of the bullpen... struck out six in 6 1/3 innings of work... held opponent scoreless in four of seven appearances... made season debut on Feb. 22 against Stephen F. Austin... struck out one and retired all three batters faced in the outing... struck out two of four batters faced in an inning of work against UT Arlington (March 1)... allowed five runs on four hits in 1/3 of an inning at Louisville (March 8)... tossed a scoreless inning against Army (March 12)... gave up an unearned run in 1 2/3 innings against UTSA (March 30)... tossed a scoreless inning at Florida State (April 29)... allowed four runs in final appearance of the year against Oklahoma (May 7).

2021 (Freshman)

Appeared in four games, all out of the bullpen, in his first season on campus... team posted a 3-1 record in games he pitched... held opponents scoreless in two of four appearances... had a 5.79 ERA in 4 2/3 innings pitched... made collegiate debut on Feb. 23 against Texas Southern... retired all three batters faced and struck out one in an inning of work... issued a walk and struck out one in an inning against Stephen F. Austin (March 2)... touched for two runs on three hits in a career-high 1 2/3 innings pitch at Texas State (March 9)... surrendered two runs (one earned) in an inning of work against Arkansas-Pine Bluff (March 16) in final appearance of the season.



High School

Earned four varsity letters at Lake Travis High School... ranked 84th in the nation by Perfect Game and No. 320 by Baseball America... was a Perfect Game Preseason All-American prior to the start of senior campaign... played club baseball with the Dallas Tigers and Lonestar Baseball.

Personal

Parents are Kelli and Brian... has two brothers, Beckett and Mitchel.

Hierholzer's Career Highs

IP	1.2, 2x last vs. UTSA 3/30/22
Hits	4 at Louisville 3/8/22
Runs	5 at Louisville 3/8/22
ER	5 at Louisville 3/8/22
BB	3 at Texas State 3/9/21
K	3 at Texas State 3/9/21

Hierholzer's Career Stats

SEASON	ERA	W-L	GP-GS	CG	SH/CB	SAVES	IP	HITS	RUNS	ER	BB	SO	WP	HBP	BK	B/AVG.
2021	5.79	0-0	4-0	0	0/1	0	4.2	3	4	3	6	5	0	0	0	.200
2022	12.79	0-0	7-0	0	0/0	0	6.1	10	10	9	5	6	2	2	0	.400
2023																
---Redshirted---																
TOTALS	9.82	0-0	11-0	0	0/1	0	11.0	13	14	12	11	11	2	2	0	.325



HUNTER HODGES

44 PITCHER
6-3 • 225 • R/R • SR

WILMINGTON, N.C.
UNC WILMINGTON

Career Honors

- 2022 CAA Honorable Mention
- 2021 1st-team All-CAA
- 2021 CAA All-Rookie Team

2023 (Junior)

Made 13 appearances out of the bullpen... posted a 2.57 ERA... fanned 14 batters in 14 innings pitched and held opponents to a .250 batting average... held opponents scoreless in nine of 13 appearances... allowed just seven of 22 inherited runners to score... missed nearly two months of the season with an injury... made TCU debut on April 6, recording an out against Oklahoma State... fanned two of four batters faced in a one inning stint at Abilene Christian (April 11)... allowed a solo home run in 1 1/3 innings against UNC Wilmington (April 16)... touched for a run on three hits vs. Lamar (April 18)... made two appearances in the West Virginia series (April 21, 23)... did not allow a run in a combined 1 2/3 innings of work... tossed two scoreless innings against UTRGV (May 2)... pitched around a trio of hits in an inning of work against Baylor (May 14)... ended an inning-ending double play against Texas State (May 16) to earn his first victory as a Horned Frog... tossed a scoreless inning at Kansas State (May 18)... allowed a solo home run in one inning of work against Arkansas in the NCAA Fayetteville Regional (June 4)... threw a season-high 2 1/3 scoreless innings against Oral Roberts in the College World Series (June 20).

At UNC Wilmington

Spent two seasons at UNC Wilmington... made 51 appearances, all out of the bullpen... totaled 10 saves, including seven as a sophomore, while posting a 5-5 record... had a 4.25 ERA in 69 2/3 innings pitched to go along with 103 strikeouts.



High School

Played two seasons on the varsity at New Hanover High School... helped Wildcats to consecutive 4A State Championships in 2018 and 2019... went 6-0 with a 2.32 ERA and 51 strikeouts his junior season... closed out career with a 2-0 mark and did not allow an earned run his senior season while striking out 19 over 10 innings of work... served as team captain his senior season... played legion baseball for Wilmington Post 10 in 2018 and 2019.

Personal

Son of Erin Gora and Wes Hodges.

Hodges' Career Highs

IP	4.0 at William and Mary 3/21/21
Hits	3, 4x last vs. Baylor 5/14/23
Runs	5 at Charlotte 5/22/21
ER	4, 4x last at William and Mary 3/27/22
BB	5 vs. College of Charleston 5/8/22
K	5 vs. Cincinnati 3/6/21

Hodges' Career Stats

SEASON	ERA	W-L	GP-GS	CG	SH/CB	SAVES	IP	HITS	RUNS	ER	BB	SO	WP	HBP	BK	B/AVG.
2021*	4.38	2-3	24-0	0	0/0	3	39.0	21	24	19	28	52	10	2	0	.162
2022*	4.11	3-2	27-0	0	0/0	7	30.2	10	14	14	33	51	16	1	0	.100
2023	2.57	1-0	13-0	0	0/0	0	14.0	12	4	4	9	14	3	0	1	.250
TOTALS	3.98	6-5	64-0	0	0/0	10	83.2	43	42	37	70	117	29	3	1	.154

* - indicates stats at UNC Wilmington



CHASE HOOVER
36 PITCHER
 6-1 • 190 • L/L • SO

SANTA BARBARA, CALIF.
SAN MARCOS, CALIF.

2023 (Freshman)

Started four games as part of 13 appearances on the season... posted a 5.14 ERA and fanned 34 in 35 innings of work... team was 3-1 in games he started... held opponents scoreless in five of nine relief appearances... stranded four of five inherited runners... made collegiate debut on Feb. 19 against Missouri... allowed a run on three hits with two strikeouts in 1 2/3 innings of work... tossed four scoreless innings in a relief stint against Louisville (March 4)... touched for a run on four hits over three innings at Texas State (March 14)... made first career start against Abilene Christian (March 21)... tossed seven scoreless allowing two hits, walking two and striking out four to earn first career win... retired all three batters faced at UT Arlington (March 28)... struck out four and allowed five runs over four innings at Texas Tech (March 31)... lone loss of the season came in a start against Oklahoma State (April 6)... struck out six in the outing... touched for a trio of runs in an inning of work against UNC Wilmington (April 16)... made third start of the season against DBU (April 25)... allowed two runs (one earned) on two hits over three innings... tossed 2 2/3 scoreless against Texas (April 29)... struck out four, walked three and did not allow a hit against the Longhorns... recorded two outs against Baylor (May 14)... threw a scoreless inning against Kansas State in the opening game of the Phillips 66 Big 12 Championship (May 24)... final start of the season came in the Big 12 Championship game against Oklahoma State (May 28)... allowed two runs on two hits and struck out four in two innings of work.

High School

Played high school baseball at San Marcos High School (Santa Barbara, CA)... helped lead team to back-to-back league championships for the first time in school history... was voted Team Captain... earned first-team All-League, Pitcher of the Year and Most Valuable Player honors as a junior and senior... awarded the athletic round



table Athlete of the Year for Baseball as a senior... named an All-CIF Southern Section of California his senior year... finished high school career with a 0.99 ERA... played summer ball for Trosky National as well as the Milwaukee Brewers Scout Team... is a two-time Area Code alumni, earning All-Tournament Team Underclass honors and member of the Area Code Select team... was a standout in the classroom receiving multiple academic honors finishing high school with a 4.5 GPA.

Personal

Parents are Tim and Kelly... the oldest of three siblings, Luke, Grant and Savannah.

Hoover's Career Highs

IP	7.0 vs. Abilene Christian 3/21/23
Hits	7, 2x last vs. Oklahoma State 4/6/23
Runs	7 vs. Oklahoma State 4/6/23
ER	7 vs. Oklahoma State 4/6/23
BB	4, 2x last vs. DBU 4/25/23
K	6 vs. Oklahoma State 4/6/23

Hoover's Career Stats

SEASON	ERA	W-L	GP-GS	CG	SH/CB	SAVES	IP	HITS	RUNS	ER	BB	SO	WP	HBP	BK	B/AVG.
2023	5.14	1-1	13-4	0	0/1	0	35.0	33	21	20	26	34	4	2	0	.250
TOTALS	5.14	1-1	13-4	0	0/1	0	35.0	33	21	20	26	34	4	2	0	.250



FISHER INGERSOLL

23 INFIELD
6-2 • 210 • S/R • SO

LEHI, UTAH
AMERICAN FORK HS

2023 (Freshman)

Made six starts as part of eight appearances... all six starts came as the designated hitter... made two appearances as a pinch runner... collected an RBI-single and drew two walks in first collegiate start against UT Arlington (Feb. 22)... started as the DH against Florida State (Feb. 24) and vs. Rice (March 5)... served as a pinch runner against UT Arlington (March 7)... was the DH in a start against San Diego (March 10)... drew a walk in three plate appearances as the starting DH against Northwestern (March 22)... drove in a run and scored a run as a starter at Tarleton State (April 4)... final appearance came as a pinch runner against Oklahoma State (April 6)... an injury kept him out the remainder of the season.

High School

Was a four year letter winner at American Fork High School... earned first-team all-state accolades as a junior and senior... also tabbed a first-team all-region player as a junior and senior... named the Utah Gatorade Player of the Year following junior campaign... also selected as Utah's Mr. Baseball in 2021... participated in the 2022 Perfect Game Top 60 Showcase... appeared in the Baseball Factory All-American game in 2021... posted a .610 batting average as a junior with 13 doubles, seven triples and



four home runs... drove in 86 runs in final two high school seasons... hit 11 home runs as a senior... member of the academic all-region team in both football and baseball.

Personal

Parents are Jamie and Jarod... has two brothers, Hawk and Crew... high school teammate with fellow Horned Frog Ryder Robinson.

Ingersoll's Career Highs

AB.....	3 at Tarleton 4/4/23
Hits.....	1 vs. UT Arlington 2/22/23
Runs.....	1, 2x last at Tarleton 4/4/22
RBIs.....	1, 2x last at Tarleton 4/4/23
HR.....	N/A
SB.....	N/A

Ingersoll's Career Stats

SEASON	Avg.	GP-GS	AB	RUNS	HITS	2B	3B	HR	RBI	SLG%	BB	HBP	SO	OB%	SB-A	SF	SH	FLD
2023	.083	8-6	12	2	1	0	0	0	2	.083	4	0	6	.294	0-1	1	0	.000
TOTALS	.083	8-6	12	2	1	0	0	0	2	.083	4	0	6	.294	0-1	1	0	.000



KOLE KLECKER
17 PITCHER
 6-2 • 205 • R/R • SO

CHANDLER, ARIZ.
HAMILTON HS

Career Honors

- 2023 1st-Team D1Baseball.com Freshman All-American
- 2023 1st-Team Baseball America Freshman All-American
- 2023 NCBWA Freshman All-American
- 2023 Collegiate Baseball Freshman All-American
- 2023 Honorable Mention All-Big 12
- 2023 Big 12 All-Freshman Team
- Big 12 Pitcher of the Week (May 15, 2023)

2023 (Freshman)

Made a team-high 17 starts as part of 19 appearances on the season... is the first freshman since Tyler Alexander (2014) to register 10 wins as a freshman... posted a 10-4 record... compiled a 3.72 ERA... led the team with 97 2/3 innings pitched with a team-high 72 strikeouts... issued just 30 walks on the year and limited opponents to a .216 batting average... team was 13-6 in games he pitched and 11-6 in games he started... tallied seven quality starts... allowed a run on three hits and struck out six over 4 1/3 innings in his collegiate debut against Arkansas (Feb. 18) en route to earning first career win... improved to 2-0 on the year with four shutout innings against Florida State (Feb. 26)... made first collegiate start on March 4 against Louisville... was the tough-luck loser allowing three runs (two earned) on nine hits in four innings... picked up win No. 3 after allowing just one run on two hits over seven innings against San Diego (March 11)... surrendered just two runs on three hits in five innings, but took the loss at Oklahoma (March 18)... held Kansas to three runs (two earned) and struck out five in seven innings of work to move to 4-2 on the season (March 25)... win No. 5 came at Texas Tech despite allowing a season-high six runs... pushed record to 6-2 with a quality start against Oklahoma State (April 7)... allowed three runs and struck out five in seven innings against the Cowboys... improved to 7-3 with another quality start that saw just two runs allowed over six innings against UNC Wilmington (April 15)... surrendered five runs over six innings in a loss at West Virginia (April 21)... suffered second straight loss after giving up six runs over 2 2/3 innings against Texas (April 29)... tossed two shutout innings in a predetermined start against Cal State Fullerton (May 7)... put together another quality start, allowing a run on three hits over seven innings against Baylor (May 13)... tossed six hitless innings and struck out six to improve to 9-4 on the year at Kansas State (May 19)... allowed three runs over three innings in a no-decision against Kansas (May 25) in the Big 12 Championship... started the opening game of the NCAA Fayetteville Regional against



Arizona... allowed three runs and struck out five in a no-decision... fanned nine and allowed just four base runners over seven shutout innings in the NCAA Fort Worth Super Regional against Indiana State to improve to 10-4... made two starts in the College World Series... was the Game 1 starter against Oral Roberts (June 16)... allowed a run on five hits over five innings in the no-decision... surrendered two runs on six hits in a no-decision against Florida (June 21).

High School

Four year varsity letterwinner at Chandler High School... helped lead squad to a state title as a senior... was the winning pitcher in the state championship game after throwing a complete game... earned first-team all-district, all-region and all-state honors as a junior... team was ranked No. 1 nationally in sophomore campaign before COVID... named the MOP at the Babe Ruth World Series as a freshman... put together a 13-2 career record with a 2.33 ERA... fanned 123 batters in 120 innings pitched... earned academic honors as a junior... played travel ball for Sandlot... earned a spot on numerous Perfect Game all-tournament squads... high school teammates with fellow Horned Frog Zach Wadas.

Personal

Parents are Lori and Kory... has a sister, McKenna... shigh school teammates with fellow Horned Frog, Zach Wadas.

Klecker's Career Highs

- IP** 7.0, 5x last vs. Indiana State 6/9/23
- Hits** 9 vs. Louisville 3/4/23
- Runs** 6, 2x last vs. Texas 4/29/23
- ER** 6, 2x last vs. Texas 4/29/23
- BB** 4, 2x last at Kansas State 5/19/23
- K** 9 vs. Indiana State 6/9/23

Klecker's Career Stats

SEASON	ERA	W-L	GP-GS	CG	SH/CB	SAVES	IP	HITS	RUNS	ER	BB	SO	WP	HBP	BK	B/AVG.
2023	3.72	10-4	19-17	0	0/0	0	96.2	78	42	40	30	72	3	7	1	.216
TOTALS	3.72	10-4	19-17	0	0/0	0	96.2	78	42	40	30	72	3	7	1	.216



LOGAN MAXWELL
22 OUTFIELD
 5-10 • 185 • L/L • JR.
 LIMA, OHIO
 SHAWNEE HS

Career Honors
 • 2022 Big 12 Academic All-Rookie Team

2023 (Sophomore)

Made 33 starts as part of 38 appearances on the season... started 24 games in left field and nine as the designated hitter... made three appearances as a pinch hitter and two as a defensive replacement... hit .300 on the season with 30 hits including six doubles, two triples and two home runs... collected 18 RBIs and stole four bases... tallied six multi-hit games and five multi-RBI contests... recorded a hit in 20 games and reached safely in 26... made season debut as a defensive replacement against UT Arlington (Feb. 22)... first start came as the designated hitter against Michigan (March 3)... first start in left field came at Texas State (March 14)... went 2-for-3 with an RBI in the start... went 4-for-4 with a double and an RBI in the series-opener at Oklahoma (March 17)... tallied a hit in the series finale against the Sooners (March 19)... appeared in two games at Texas Tech (April 1-2)... drew two walks in lone start against Oklahoma State (April 6)... was the starting DH against UNC Wilmington (April 14) and at West Virginia (April 22-23)... went 2-for-3 in a win over DBU (April 25)... started all three games against Texas (April 29-May 1)... was 3-for-5 with first career home run and two RBIs in the series finale against the Longhorns (May 1)... homered, doubled and drove in a career-high five in a win over UTRGV (May 2)... started all three games against Cal State Fullerton (May 5-7)... recorded a hit in all three games against Baylor (May 12-14)... two of three hits in the Baylor series went for doubles... had a two-run single in a win over Texas State (May 16)... started two games at Kansas State (May 18, 20)... hit .500 (5-for-10) in three games played at the Big 12 Championship... had three hits and drove in two in the win over Kansas (May 25)... started two of three games in the NCAA Fayetteville Regional (June 2-5)... hit safely in all three games played in the College World Series.

2022 (Freshman)

Started 21 games as part of 26 appearances on the season... all 21 starts came in left field... made four appearances as a pinch hitter and one as a defensive replacement... tallied four multi-hit games and three multiple RBI contests... tallied a base hit in 11 games and reached safely in 18... drew two walks in collegiate debut against San Diego State (Feb. 18)... tallied first career hit against Nebraska (Feb. 26)... was 1-for-3 with two runs and a walk at Louisville (March 8)... walked three times in Game 1 of a



doubleheader against Army (March 12)... was 1-for-2 with an RBI in the series finale against Army (March 13)... went 2-for-4 with two RBIs in a win over TAMU-Corpus Christi (March 15)... collected first career extra base hit, a double, against Baylor (March 20)... drove in two runs in a win at Abilene Christian (March 22)... had four hits, including two doubles, and drove in three in the sweep of Kansas State (March 25-27)... drove in a career-high three runs against UTSA (March 30)... had a pinch hit double at UT Arlington (April 5)... season came to an end with an injury after a pinch-hitting appearance at Texas (April 9).

High School

Was a four year letterwinner at Shawnee High School... selected as the 2021 Ohio Division II Player of the Year... recipient of a Rawlings Gold Glove as a senior... named Perfect Games' Ohio Player of the Year as a senior... was a first-team all-state and league Player of the Year as a senior... hit .600 with 10 home runs, 39 RBIs and 24 stolen bases in his senior campaign... earned first-team all-league honors as a sophomore and senior... tabbed second team all-league as a freshman... three time first-team all-district performer... ranked by PBR as the No. 1 outfielder in Ohio... holds 19 school records... participated in the PBR Futures game... played summer ball for Bo Jackson Elite and Northeast Baseball National.

Personal

Parents are Carrie and Chad... has two siblings, Paige and Addison.

Maxwell's Career Highs

AB..... 5, 3x last vs. Texas 5/1/23
Hits..... 4 at Oklahoma 3/17/23
Runs..... 3, 2x last vs. Texas 5/1/23
RBIs..... 5 vs. UTRGV 5/2/23
HR..... 1, 2x last vs. UTRGV 5/2/23
SB..... 2 vs. Army 3/13/22

Maxwell's Career Stats

SEASON	Avg.	GP-GS	AB	RUNS	HITS	2B	3B	HR	RBI	SLG%	BB	HBP	SO	OB%	SB-A	SF	SH	FLD
2022	.194	26-21	72	11	14	4	0	0	12	.250	17	4	20	.372	5-7	1	0	.974
2023	.300	38-33	100	20	30	6	2	2	18	.460	14	7	23	.418	4-5	1	6	1.000
TOTALS	.256	64-54	172	31	44	10	2	2	30	.372	31	11	43	.372	9-12	2	6	.988



GABE MIRANDA
7 INFIELD
 6-3 • 215 • L/L • RS-FR

ORANGE, CALIF.
 ORANGE LUTHERAN HS

2023 (True Freshman)

Coaches elected to redshirt him in first season on campus.

High School

Four year varsity letterwinner at Orange Lutheran... earned first-team all-league honors as a senior... tabbed a second-team all-lead performer as a junior... participated in USA Baseball's 16U National Team Development Program... took part in numbers PG All-American showcases... hit .325 as a senior... member of the academic honor roll... high school teammates with fellow Horned Frogs Karson Bowen and Louis Rodriguez.

Personal

Parents are Sussanne and Marcelo.



Miranda's Career Stats

SEASON	Avg.	GP-GS	AB	RUNS	HITS	2B	3B	HR	RBI	SLG%	BB	HBP	SO	OB%	SB-A	SF	SH	FLD	
2023																			--Redshirted--
TOTALS																			



CAEDMON PARKER
3 PITCHER
 6-4 • 190 • R/R • RS-SO
 MONTGOMERY, TEXAS
 THE WOODLANDS CHRISTIAN

2023 (Sophomore)

An off-season injury forced him to miss the entirety of the season.

2022 (Freshman)

Started seven games as part of nine appearances on the mound... posted a 2-2 record and a 5.19 ERA in 26 innings pitched... team was 6-3 in games he pitched, including 4-3 in his starts... made collegiate debut on March 1 in a relief appearance against UT Arlington... tossed a scoreless inning with two strikeouts in final relief appearance against Texas A&M-Corpus Christi (March 15)... first career start came at Abilene Christian (March 22)... earned the win after allowing two runs on three hits in three innings of work... fell to 1-1 on the season in second start against the Wildcats (March 29)... allowed a career-high four runs in 3 1/3 innings... made starts at UT Arlington (April 5) and at Dallas Baptist (April 12)... tossed four scoreless innings and fanned a career-high to improve to 2-2 against UT Arlington (April 19)... surrendered a run on four hits, struck out four and walked two in four innings against Dallas Baptist (April 26)... final start came against Incarnate Word (May 10).

High School

Played high school baseball at The Woodlands Christian... ranked 223 nationally on Baseball America's 2022 MLB Top Prospects list... was ranked 20th in the state of Texas... was 112th on Perfect Game's Top prospect list and ninth in Texas... earned first-team all-district honors as a senior... was second-team all-state following ju-



nior campaign... tossed two no-hitters and a perfect game in high school... holds the school record with 121 strikeouts his senior season... attended the 2021 MLB draft combine... played for the Hunter Pence Baseball Academy... member of the Jupiter all-tournament team... also participated in the Area Code games, the New Balance Future Stars series, the Under Armour All-American game and the PBR Futures games.

Personal

Parents are Brent and Kori... has two younger brothers, Kai and Kingston.

Parker's Career Highs

- IP**4.0, 3x last vs. Incarnate Word 5/10/22
- Hits**5 vs. Incarnate Word 5/10/22
- Runs**4, 2x last vs. Incarnate Word 5/10/22
- ER**4 vs. Abilene Christian 3/29/22
- BB**4, 2x last at Dallas Baptist 4/12/22
- K**4, 3x last vs. Incarnate Word 5/10/22

Parker's Career Stats

SEASON	ERA	W-L	GP-GS	CG	SH/CB	SAVES	IP	HITS	RUNS	ER	BB	SO	WP	HBP	BK	B/AVG.
2022	5.19	2-2	9-7	0	0/0	0	26.0	24	17	15	20	22	3	2	0	.247
2023																
---Redshirted---																
TOTALS	5.19	2-2	9-7	0	0/0	0	26.0	24	17	15	20	22	3	2	0	.247



LOUIS RODRIGUEZ

30 PITCHER
6-1 • 200 • R/R • SO

LONG BEACH, CALIF.
ORANGE LUTHERAN HS

Career Honors

- 2023 Honorable Mention All-Big 12
- Big 12 Co-Newcomer of the Week (March 6, 2023)

2023 (Freshman)

Started five games as part of 17 appearances... turned in a 4.53 ERA and racked up 49 strikeouts over 47 2/3 innings... put together a 2-1 record and tallied three saves... first 12 appearances of the season came out of the bullpen... threw two or more innings in seven of the 12 relief appearances... made collegiate debut on Feb. 22 against UT Arlington... allowed a run on three hits and struck out four over 2 2/3 innings to pick up first collegiate win... struck out four and allowed one hit in 4 2/3 innings of work at DBU (Feb. 28)... tossed two scoreless against Rice (March 5)... earned the save after striking out four over two shutout innings against San Diego (March 11)... tallied the final out of a 5-4 win over San Diego (March 12) for save No. 2... allowed three runs (one earned) in 2 1/3 innings at Oklahoma (March 19)... retired all three batters faced to tally third save on the year against Kansas (March 24)... made two appearances and allowed a combined five runs over 3 1/3 innings at Texas Tech (March 31, April 2)... struck out four and allowed two runs in two innings at Abilene Christian (April 11)... struck out three, but surrendered a run against UNC Wilmington (April 15)... final relief appearance came against Lamar (April 18)... struck out five and allowed three runs on five hits over five innings in first career start at West Virginia (April 22)... held Texas to two runs on three hits and struck out four over six innings in a no-decision (April 30)... took a tough loss after allowing just two runs on four hits in six innings of work against Cal State Fullerton (May 5)... improved to 2-1 on the year with a win against Baylor (May 12)... allowed a run on three hits and struck out five in a career-high 6 1/3 innings of work... final start of the season came at Kansas State on May 18... allowed four runs on five hits in three innings... season ended due to injury.



High School

Earned a trio letters at Orange Lutheran... named the Orange County Pitcher of the Year as a senior... earned all-region accolades three times... USA Baseball National Team participant (2016 - 12U; 2019 - 15U; 2021 - 18U)... earned a spot on numerous Perfect Game Showcase all-tournament squads... high school teammates with fellow Horned Frogs Karson Bowen and Gabe Miranda.

Personal

Parents are Luis and Xochil... has two sisters, Gina and Bella.

Rodriguez's Career Highs

IP	6.1 vs. Baylor 5/12/23
Hits	7 at Texas Tech 4/2/23
Runs	4, 2x last at Kansas State 5/18/23
ER	4, 2x last at Kansas State 5/18/23
BB	3 vs. Cal State Fullerton 5/5/23
K	5, 2x last vs. Baylor 5/12/23

Rodriguez's Career Stats

SEASON	ERA	W-L	GP-GS	CG	SH/CB	SAVES	IP	HITS	RUNS	ER	BB	SO	WP	HBP	BK	B/AVG.
2023	4.53	2-1	17-5	0	0/0	3	47.2	50	26	24	12	49	2	8	0	.265
TOTALS	4.53	2-1	17-5	0	0/0	3	47.2	50	26	24	12	49	2	8	0	.265



ANTHONY SILVA
5 INFIELD
 6-2 • 200 • R/R • SO
SAN ANTONIO, TEXAS
CLARK HS

Career Honors

- 2023 USA Baseball Collegiate National Team Invite
- 2023 1st-Team Baseball America Freshman All-American
- 2023 2nd-Team D1Baseball.com Freshman All-American
- 2023 NCBWA Freshman All-American
- 2023 Collegiate Baseball Freshman All-American
- 2023 ABCA 2nd-Team All-Central Region
- 2023 NCAA Fayetteville All-Regional Team
- 2023 2nd-Team All-Big 12
- 2023 Big 12 All-Freshman Team
- Big 12 Player of the Week (April 10, 2023)

2023 (Freshman)

Started 61 games, all at shortstop... ranked third on the team with a .330 batting average... boasted a .471 slugging percentage and a .416 on-base percentage... totaled 75 hits on the year including 11 doubles and seven home runs... drove in 50 runs... was successful in 17 of 19 stolen base attempts... posted 20 multi-hit games and 14 multi-RBI contests... registered a hit in 49 games and reached safely in 53... hit safely in first eight career games... went 3-for-11 with six RBIs in the Higginbotham College Showdown to open the season (Feb. 17-19)... was 2-for-4 with two RBIs in the home-opener against UT Arlington (Feb. 22)... hit .500 (5-for-10) in the series against Florida State (Feb. 26)... tallied a hit and the sacrifice bunt in the 12th lead to the game-winning runs at DBU (Feb. 28)... missed time with and injury, returning to the lineup fulltime on March 21 against Abilene Christian (March 21)... doubled as part of two hits in a win over Northwestern (March 22)... had five hits in the series sweep against Kansas (March 24-26)... hit first home run and drove in five as part of a three hit game in the series finale against Kansas (March 26)... homered twice and drove in five in a win at UT Arlington (March 28)... recorded four hits in the series at Texas Tech (March 31-April 2)... went 2-for-3 with a go-ahead two run single in the seventh at Tarleton (April 4)... hit .600 (6-for-10) in the series win over Oklahoma State (April 6-8)... homered twice and drove in three in the Game 2 win against the Cowboys (April 7)... was 3-for-3 with a double in a win at Abilene Christian (April 11)... tallied two hits and drove in four in the UNC Wilmington series (April 14-16)... recorded three hits, including two doubles, at West Virginia (April 21-23)... had five hits, including a home run and a double, and drove in three runs in the Texas series (April 29-May 1)... drove in two runs in a win over UTRGV (May 2)... collected three hits in the Cal State Fullerton series (May 5-7)... reached base safely in all three games against Baylor (May 12-14)... homered and drove in two in a win over Texas State (May 16)... went 6-for-13 (.462) in the series win at Kansas State (May 18-20)... collected five hits in the Phil-



lips 66 Big 12 Championship run (May 24-28)... had an RBI single in the tournament opener against Kansas State (May 24)... went 2-for-5 with three RBIs in the winner's bracket victory over Kansas (May 25)... was 2-for-4 with an RBI in the championship game against Oklahoma State (May 28)... registered four hits in the NCAA Fayetteville Regional (June 2-5)... hit safely in both games of the NCAA Fort Worth Super Regional (June 9-10)... went 2-for-5 with two runs scored in the win over Virginia in the College World Series (June 18)... drove in two runs in an elimination game win over Oral Roberts (June 20)... drove in the game-tying run in the eighth inning with a double in the game against Florida (June 21).

High School

Earned four varsity letters at Clark High School... unanimous first-team all-district as a junior and senior... ranked by Perfect Game as the No. 74 overall prospect and the No. 14 prospect in Texas for the 2022 draft... tabbed the No. 137 overall prospect by Baseball America... rated by Baseball America as the best high school defensive infielder... participated in the 2022 MLB Draft Combine... appeared in numerous Perfect Game showcases... played travel ball with TEST Baseball and Twelve Baseball... helped Twelve Baseball squad to the AABC Don Mattingly World Series Championship... participated in the 2022 MLB/USA Baseball PDP... represented the Texas Rangers in the Area Code Games... appeared in 104 career game hitting .407 with 86 RBIs... also a stand-out in the classroom... member of the National Honor Society... two time second-team academic all-district... is a Clark High Mentor.

Personal

Parents are Olga and Mike... has two brothers, Jacob and Ryan, and a sister, Natalia.

Silva's Career Highs

AB..... 6 at Arkansas 6/4/23
Hits..... 3, 6x last at Kansas State 5/19/23
Runs..... 3, 2x last vs. Texas State 5/16/23
RBIs..... 5, 2x last at UT Arlington 3/28/23
HR..... 2, 2x last vs. Oklahoma State 4/7/23
SB..... 2, 2x last vs. Texas State 5/16/23

Silva's Career Stats

SEASON	Avg.	GP-GS	AB	RUNS	HITS	2B	3B	HR	RBI	SLG%	BB	HBP	SO	OB%	SB-A	SF	SH	FLD
2023	.330	61-61	227	53	75	11	0	7	50	.471	23	11	33	.416	17-19	1	2	.950
TOTALS	.330	61-61	227	53	75	11	0	7	50	.471	23	11	33	.416	17-19	1	2	.950



BRAEDEN SLOAN
32 PITCHER
 6-4 • 215 • L/L • FR

ROSEVILLE, CALIF.
 WOODCREEK HS

2023 (Freshman)

Served primarily as the Tuesday starter during the season... made 10 starts as part of 11 appearances... posted a 2-3 record on the season... team was 8-3 in games he pitched, including a 7-3 mark in games he started... fanned 28 batters in 34 innings of work... made collegiate debut on Feb. 22 against UT Arlington... allowed two runs (one earned) on three hits and struck out three in 3 1/3 innings... surrendered just one run on one hit over five innings at DBU (Feb. 28)... suffered the loss after allowing five runs on six hits in 1 2/3 innings against UT Arlington (March 7)... fell to 0-2 on the year with a loss at Texas State (March 14)... rebounded with best outing of the season against Northwestern (March 22)... allowed a run on four hits over six innings to earn first career victory... struck out a career-high seven over five innings at UT Arlington (March 28) to improve to 2-2 on the year... made lone relief appearance at Tarleton State on April 4... returned to the starting role on April 11 at Abilene Christian... allowed a trio of runs in 4 1/3 innings... fell to 2-3 on the year after givin up six runs (five earned) in 1 1/3 innings of work... struck out six and allowed just one run in 3 2/3 innings against UTRGV... made final appearance on May 16 against Texas State... allowed two runs on six hits over 4 1/3 innings.

High School

Earned three varsity letters at Woodcreek High School... ranked as the No. 3 left-handed pitcher in California and No. 25 nationally by Perfect Game... tabbed the top left-handed pitcher in California by PBR... earned first-team all-Northern California and all-metro honors as a senior... was named the Defensive MVP of the Boras Clas-



sic as a senior... selected as the Capital Valley Conference Pitcher of the Year after going 7-0 with a 0.86 ERA and 76 strikeouts in 40 2/3 innings in senior campaign... chosen as high school MVP... participated in the 2021 Area Code Games for the Athletics... member of the Dodgers squad in the 2022 Inaugural Area Code Select Games in 2022... also pitched for the Royals scout team... tossed a no-hitter as a senior... graduated high school with high honors.

Personal

Parents are Rachele and Doug.

Sloan's Career Highs

IP 6.0 vs. Northwestern 3/22/23
Hits 6, 3x last vs. Texas State 5/16/23
Runs 6 vs. Lamar 4/18/23
ER 5, 2x last vs. Lamar 4/18/23
BB 4 at Texas State 3/14/23
K 7 at UT Arlington 3/28/23

Sloan's Career Stats

SEASON	ERA	W-L	GP-GS	CG	SH/CB	SAVES	IP	HITS	RUNS	ER	BB	SO	WP	HBP	BK	B/AVG.
2023	6.63	2-3	11-10	0	0/0	0	38.0	44	30	28	14	28	1	4	1	.289
TOTALS	6.63	2-3	11-10	0	0/0	0	38.0	44	30	28	14	28	1	4	1	.289



JAX TRAEGER
25 PITCHER
 6-1 • 215 • R/R • FR

SPRING, TEXAS
CONCORDIA LUTHERAN

2023 (Freshman)

Appeared in seven games out of the bullpen... went 2-0 with a 4.63 ERA... fanned 12 in 11 2/3 innings of work... team was 4-3 in games he pitched... made collegiate debut on March 10 against San Diego... tossed a career-high five innings allowing a run on five hits and striking out four... allowed a run on three hits in an inning of work against UNC Wilmington (April 14)... touched for two runs in 2/3 of an inning at West Virginia (April 23)... earned first collgiate win against UTRGV (May 2)... tossed a scoreless inning against Cal State Fullerton (May 6)... surrendered a run on three hits and struck out two in one inning of work against Baylor (May 14)... was the winning pitcher against Kansas State in the Big 12 Tournament (May 24)... struck out four and allowed a run in 2 2/3 innings of work against the Wildcats.

High School

Was a three year letterwinner at Concordia Lutheran... earned second-team all-district as a senior... tabbed a first-team all-district performer as a junior... also selected as a second-team all-state honoree as a junior... posted a 1.60 ERA and fanned 68 as a junior... played travel ball for Twelve Baseball... three time Perfect Game All-Tournament honoree... helped team two a pair of WWBA championships... participated in



the PG Underclass All-American games as a sophomore... three-time academic all-state... member of the National Honor Society... graduated in the top eight percent of his class.

Personal

Parents are Erin and Jim.

Traeger's Career Highs

IP 5.0 vs. San Diego 3/10/23
Hits 5 vs. San Diego 3/10/23
Runs 2 at West Virginia 4/23/23
ER 2 at West Virginia 4/23/23
BB 4 vs. Kansas State 5/24/23
K 4, 2x last vs. Kansas State 5/24/23

Traeger's Career Stats

SEASON	ERA	W-L	GP-GS	CG	SH/CB	SAVES	IP	HITS	RUNS	ER	BB	SO	WP	HBP	BK	B/AVG.
2023	4.63	2-0	7-0	0	0/0	0	11.2	14	6	6	6	12	2	0	0	.298
TOTALS	4.63	2-0	7-0	0	0/0	0	11.2	14	6	6	6	12	2	0	0	.298



KYLE AYRES
61 PITCHER
 6-1 • 190 • L/R • JR

LOS ANGELES, CALIF.
 HOUSTON

Career Honors

- 2023 All-Silver Glove Series Team

At Houston

Played one season at Houston... started three games as part of 22 appearances... boasted a 4-1 record with a 5.74 ERA in 47 innings of work... tallied 53 strikeouts and held opponents to a .243 average... team was 2-1 in games he started and 14-8 in games he pitched... held opponents scoreless in 7 of 19 appearances... allowed eight of 16 inherited runners to score.

Previous School

Spent freshman season at Los Angeles Valley Community College... started 15 games and posted a 3.95 ERA in 57 innings of work... racked up 83 strikeouts and led the league with a 13.35 strikeouts per nine innings.

High School

Attended Notre Dame High School... pitched in the 2020 Perfect Game National Showcase... ranked as No. 17 right-handed pitcher in the state of California out of high school... earned all-region honors... also pitched in the 2020 Sunshine West Showcase.

Personal

Mother is April... has two siblings, Bridget and Nolan.



Ayres' Career Highs

IP 5.0, 2x last vs. Tulane 5/23/23
 Hits 5, 2x last vs. Cincinnati 5/19/23
 Runs 4 vs. Cincinnati 5/19/23
 ER 4 vs. Cincinnati 5/19/23
 BB 5 at Tulane 5/13/23
 K 9 vs. Southern 3/22/23

Ayres' Career Stats

SEASON	ERA	W-L	GP-GS	CG	SH/CB	SAVES	IP	HITS	RUNS	ER	BB	SO	WP	HBP	BK	B/AVG.
2023*	5.74	4-1	22-3	0	0/0	0	47.0	42	31	30	32	53	12	4	0	.243
TOTALS	5.74	4-1	22-3	0	0/0	0	47.0	42	31	30	32	53	12	4	0	.243

* - indicates stats at Houston



JACK BASSEER
8 INFIELD
 6-1 • 200 • R/R • SO
 PLEASANTON, CALIF.
 PEPPERDINE

Career Honors

- 2023 2nd-team ABCA/Rawlings West All-Region
- 2023 2nd-team All-West Coast Conference
- 2023 West Coast Conference All-Freshman team
- 2023 West Coast Commissioner's Honor Roll "Silver" honors

At Pepperdine

Appeared in 46 games and started 44... ranked eighth in the WCC in batting average (.345) and 16th in on-base percentage (.418)... led squad in batting average and hits with a .345 average and 58 hits... was second on the team with 13 doubles and a slugging percentage of .512... hit five home runs on the season and drove in 34 runs... had a team-leading 19 multi-hit games and 11 multi-RBI contests... recorded a hit in 33 games and reached safely in 39... started 21 games as the designated hitter, 12 at first base, six in left field and five at third base.

High School

Graduated from Foothill High School in 2022... played two years of varsity baseball... had a career batting average of .336 and a .409 on-base percentage... named the EBAL MVP and NCS Player of the Year as a senior... batted .377 with 35 RBI, eight home runs and 30 runs scored as a senior... had a .457 on-base percentage and a 1.165 slugging percentage his senior season... tied the regular-season home run re-



cord at Foothill... helped Foothill to a EBAL league title and second-place finish in NCS... played for NorCal Baseball from 2020-22.

Personal

Parents are John and Tisa Basseer... has one brother, Putty.

Basseer's Career Highs

AB..... 6 vs. Cal State Fullerton 3/12/23
Hits..... 4 vs. Gonzaga 3/26/23
Runs..... 2, 5x last at BYU 5/20/23
RBI's..... 5 at South Alabama 3/3/23
HR..... 1, 5x last at BYU 5/19/23
SB..... 1, 2x last at San Diego 4/1/23

Basseer's Career Stats

SEASON	Avg.	GP-GS	AB	RUNS	HITS	2B	3B	HR	RBI	SLG%	BB	HBP	SO	OB%	SB-A	SF	SH	FLD
2023*	.345	46-44	168	24	58	13	0	5	34	.512	16	7	36	.418	2-6	3	1	.979
TOTALS	.345	46-44	168	24	58	13	0	5	34	.512	16	7	36	.418	2-6	3	1	.979

* - indicates stats at Pepperdine



PEYTON CHATAGNIER

1 INFIELD
5-10 • 185 • R/R • GR

CYPRESS, TEXAS
OLE MISS

Career Honors

- 2023 SEC Community Service Team
- 2022 Coral Gables Regional All-Tournament Team
- 2021 SEC Academic Honor Roll
- 2020 Freshman All-American (Collegiate Baseball)
- 2020 SEC Fab Freshman (D1Baseball)
- 2020 SEC Academic Honor Roll

At Ole Miss

Played four seasons at Ole Miss, winning the National Championship in 2022... started 183 games as part of 186 games played... made 182 starts at second base and one at third base... also made two appearances as a pinch hitter and one as a defensive replacement... was a career .265 hitter, totaling 182 hits... tallied 36 doubles, three triples and 31 home runs... drove in 127 runs over the course of his career... registered a hit in 103 games and reached safely in 128... totaled 45 multi-hit games and 33 multi-RBI contests.

High School

Three-year letterwinner at Cy-Fair High School... hit .405 as a senior, .430 as a junior and .375 as a sophomore... 2019 All-State, All-District First Team selection... 2018 District MVP... 2019 Academic All-American, All-District... 2019 Perfect Game All-Region



(Texas) Second Team... 2018 Perfect Game High Honorable Mention Underclass All-American... 2017 Perfect Game Honorable Mention Underclass All-American... 2016 16U Texas State Championship Tournament MVP... No. 68 prospect, No. 14 shortstop in the state of Texas.

Personal

Parents are Michelle and Dennis Chatagnier... has an older brother, Parker.

Chatagnier's Career Highs

AB	6, 5x last vs. Arizona 6/6/22
Hits	4, 3x last at Missouri 5/6/23
Runs	4, 2x last at Missouri 5/6/23
RBI s.....	6 vs. Arizona 6/6/22
HR	2, 3x last at Missouri 5/6/23
SB	3 vs. Alcorn State 3/9/22

Chatagnier's Career Stats

SEASON	Avg.	GP-GS	AB	RUNS	HITS	2B	3B	HR	RBI	SLG%	BB	HBP	SO	OB%	SB-A	SF	SH	FLD
2020*	.311	17-15	61	23	19	4	0	4	13	.574	13	3	16	.449	3-3	1	0	.907
2021*	.271	56-56	221	41	60	13	0	6	43	.412	26	9	56	.368	0-3	2	1	.976
2022*	.248	62-61	230	47	57	12	2	11	45	.461	18	8	63	.317	6-9	6	1	.985
2023*	.261	51-51	176	32	46	7	1	10	26	.483	22	1	41	.343	2-4	2	0	.960
TOTALS	.265	186-183	688	143	182	36	3	31	127	.461	79	21	176	.353	11-19	11	2	.968

* - indicates stats at Ole Miss



BEN HAMPTON
11 PITCHER
 6-1 • 205 • L/L • SR

DE PERE, WISC.
 WEST VIRGINIA

Career Honors

- 2023 1st-team All-Big 12
- 2022 Honorable Mention All-Big 12
- 2022 1st-team Academic All-Big 12
- 2021 2nd-team Freshman All-American (Perfect Game)
- 2021 Big 12 All-Freshman Team
- 2021 Academic All-Big 12 Rookie Team

At West Virginia

Spent three years pitching at West Virginia... made 41 starts out of 45 appearances on the mound... put together a 4.62 ERA... was 17-11 on the mound... fanned 203 batters in 222 innings of work... West Virginia was 25-16 in games he pitched and 28-17 in games he appeared... made four relief appearances as a freshman and held opponents scoreless in three... the Mountaineers were 3-1 in those games... posted a career-high nine quality starts as a junior... is just one of 20 Mountaineers to reach 200 career strikeouts... the 90 strikeouts in 2022 were good for No. 8 in the Big 12... logged seven quality starts as a sophomore.

High School

Played at West De Pere High... named the Bay Conference Pitcher of the Year... also tabbed the district Player of the Year... was an All-state selection... named team MVP after leading West De Pere to state tournament as a junior... struck out 112 hitters in 58 innings in 2019... was a 2020 Rawlings-Perfect Game Senior Preseason All-



America High Honorable Mention... also selected as a 2019 Perfect Game Preseason Underclassmen All-America High Honorable Mention... ranked as the No. 22 overall prospect in Wisconsin by Perfect Game.

Personal

Parents are Jeffery and Katie... has one brother, Josh.

Hampton's Career Highs

IP	7.2, 2x last vs. Canisius 3/4/23
Hits	10, 2x last vs. Minnesota 3/10/23
Runs	7, 2x last at Texas Tech 4/23/23
ER	7 at Texas Tech 4/23/23
BB	5 at Oklahoma 5/14/23
K	10, 2x last at Kansas State 4/7/23

Hampton's Career Stats

SEASON	ERA	W-L	GP-GS	CG	SH/CB	SAVES	IP	HITS	RUNS	ER	BB	SO	WP	HBP	BK	B/AVG.
2021*	4.83	4-3	14-10	0	0/0	0	54.0	61	33	29	15	47	0	1	0	.288
2022*	4.66	8-5	15-15	0	0/0	0	83.0	81	45	43	27	90	9	10	0	.253
2023*	4.45	5-3	16-16	0	0/0	0	85.0	92	47	42	30	66	5	6	0	.279
TOTALS	4.62	17-11	45-41	0	0/0	0	222.0	234	125	114	72	203	14	17	0	.271

* - indicates stats at West Virginia



DALLEN LEACH
34 CATCHER
 6-0 • 213 • R/R • GR
 TALLAHASSEE, FLA.
 NORTH FLORIDA

Career Honors

- 2023 College Sports Communicators Academic All-District
- 2022-23 ASUN Honor Roll
- 2021-22 ASUN Honor Roll

At North Florida

Spent last two seasons at North Florida... started 84 games as part of 91 appearances... of the 84 starts, 79 came as the catcher... hit .255 with 76 hits including 10 doubles and eight home runs... tallied 42 RBIs... registered 19 multi-hit games and nine multiple-RBI contests... recorded a hit in 53 games and reached safely in 66.

Prior to North Florida

Played two seasons at Gulf State College in Panama City, Fla.... had a breakout season as a sophomore, earning 2021 Panhandle All-Conference, Panhandle Defensive Player of the Year and Florida JUCO Defensive Player of the Year laurels... hit .319 in his first year of junior college ball before hitting eight home runs and 35 RBI last season... redshirted in his first season of college at New Orleans.

High School

Attended high school at Lincoln High School in Tallahassee... helped lead his squad to the 2017 Florida State Baseball Championship... hit .337 as a high school junior



and .371 during his senior year... was a two-time first-team all Big-Bend... named to numerous Perfect Game all-tournament teams.

Personal

Parents are Alison and James... has one sibling, Kolten.


Leach's Career Highs

AB5, 9x last at North Alabama 5/6/23
Hits 3, 4x last vs. Fordham 3/3/23
Runs 3 at Florida State 4/19/23
RBIs5 vs. Fordham 3/3/23
HR2 vs. Fordham 3/3/23
SB 1 at Kennesaw State 3/27/22

Leach's Career Stats

SEASON	Avg.	GP-GS	AB	RUNS	HITS	2B	3B	HR	RBI	SLG%	BB	HBP	SO	OB%	SB-A	SF	SH	FLD
2022*	.263	48-45	156	19	41	7	0	4	25	.385	17	1	41	.333	1-2	3	1	.989
2023*	.246	43-39	142	16	35	3	0	4	17	.352	21	2	22	.347	0-1	2	0	1.000
TOTALS	.255	91-84	298	35	76	10	0	8	42	.369	38	3	63	.369	1-3	5	1	.993

* - indicates stats at North Florida



ZACK MORRIS
33 PITCHER
 6-3 • 225 • L/L • GR

CABOT, ARK.
ARKANSAS

Career Honors

- 2023 SEC Academic Honor Roll
- 2022 SEC Academic Honor Roll
- 2021 SEC Academic Honor Roll

At Arkansas

Played four seasons at Arkansas... compiled an 8-5 record over 61 appearances... made two starts as a junior and one start as a senior... collected three saves, one as a junior and two as a senior, over the course of his career... contributed to a pair of shutouts in his tenure... member of an Arkansas pitching staff that twice set the school record for strikeouts in a season... turned in a 4.77 ERA with 85 strikeouts in 88 2/3 innings of work... Arkansas boasted a record of 33-28 in games he pitched... held opponents scoreless in 33 of 58 appearances... had a career year as a junior, making a career-high 22 appearances... boasted a 2.31 ERA and limited opponents to a 2.30 average... was even better in SEC play with a 1.88 ERA in nine relief appearances... part of a Razorbacks team that went to the College World Series in 2022.

High School

Attended Cabot High School in Cabot, Ark.... ranked as the No. 12 player in Arkansas, according to Max Preps... had an even 2.00 ERA over his three seasons at Cabot... as a junior, generated a career-best 1.25 ERA with six victories in 10 appearances, while striking out 63 over 50.1 innings... held opponents to a .187 batting average during the 2018 season and helped Cabot High to the first round of the state tourna-



ment... part of 2017 Class 7A state championship team... played in the 2018 Area Code Games... named to 2017-18 All-USA Arkansas Baseball Team... also named 2018 Class 7A All-State.

Personal

Parents are William and Stacy... has a younger brother, Seth.

Morris' Career Highs

IP5.0 vs. Texas A&M 5/24/23
Hits 5, 2x last vs. Illinois State 3/1/23
Runs 5 at Missouri State 4/25/23
ER 5 at Missouri State 4/25/23
BB 3, 2x last vs. Little Rock 4/12/23
K 6 at Vanderbilt 5/19/23

Morris' Career Stats

SEASON	ERA	W-L	GP-GS	CG	SH/CB	SAVES	IP	HITS	RUNS	ER	BB	SO	WP	HBP	BK	B/AVG.
2020*	3.18	1-0	5-0	0	0/0	0	5.2	4	2	2	1	1	0	0	0	.200
2021*	4.80	0-0	16-0	0	0/1	0	15.0	15	11	8	6	19	0	0	0	.263
2022*	2.31	6-1	22-2	0	0/1	1	35.0	29	10	9	19	26	4	3	0	.230
2023*	7.64	1-4	18-1	0	0/0	2	33.0	39	34	28	18	39	1	3	1	.281
TOTALS	4.77	8-5	61-3	0	0/2	3	88.2	87	57	47	44	85	5	6	1	.254

* - indicates stats at Arkansas



ANDREW MOSIELLO

31 PITCHER
6-2 • 195 • R/R • RS-JR

TEMECULA, CALIF.
OREGON

Career Honors

- 2022 Pac-12 Academic Honor Roll
- 2021 Pac-12 Academic Honor Roll

At Oregon

Made 40 appearances (four starts) in three seasons at Oregon before missing the entire 2023 season with an injury... finished career 4-2 with a 4.44 ERA and one save while allowing 38 runs (36 earned) on 56 hits in 73.0 innings pitched with 81 strikeouts and 32 walks... held opposing hitters to a .212 batting average... Oregon posted a 26-14 record in games he pitched... held opponents scoreless in 23 of 37 relief appearances... stranded 12 of 21 inherited runners.

High School

A three-year letterwinner at Vista Murrieta High School in Temecula, Calif... ranked 162nd overall and 48th among pitchers in California by Perfect Game... earned first-team All-Southwestern League honors as a senior... went 5-2 with a 1.70 ERA over 36.2 innings pitched as a senior... hit .279 with two doubles, a triple and five RBI as a junior... named second-team All-Southwestern League selection as a sophomore... went 6-1 with a 1.17 ERA and four saves in 2017... struck out 50 over 53.2 innings pitched in 16 appearances... did not allow an earned run in first six appearances of the season, striking out 20 in 17.2 innings over that stretch... a Preseason Underclass All-American High Honorable Mention selection by Perfect Game in 2018.



Personal

Parents are Matthew and Carrie... has a brother, Nick, and a sister, Madison... uncle, Bill, is the head coach at Ohio State and a previous assistant coach at TCU (2014-22)... graduated from Oregon with a degree in general social science - business in 2023.

Mosiello's Career Highs

IP	5.0 vs. St. John's 2/26/22
Hits	5 at LSU 6/7/21
Runs	8 at San Diego 2/19/22
ER	6 at San Diego 2/19/22
BB	5 vs. St. John's 2/26/22
K	6 vs. Seattle 2/28/21

Mosiello's Career Stats

SEASON	ERA	W-L	GP-GS	CG	SH/CB	SAVES	IP	HITS	RUNS	ER	BB	SO	WP	HBP	BK	B/AVG.
2020*	4.66	0-0	4-0	0	0/0	1	9.2	6	5	5	3	9	0	2	0	.182
2021*	4.12	3-1	21-1	0	0/0	2	39.1	34	18	18	8	52	5	8	0	.234
2022*	4.88	1-1	15-3	0	0/0	0	24.0	16	15	13	21	20	2	6	0	.186
2023*	---Missed season with injury---															
TOTALS	4.44	4-2	40-4	0	0/0	3	73.0	56	38	36	32	81	7	16	0	.212

* - indicates stats at Oregon



BLAKE ROGERS
47 PITCHER
 6-5 • 215 • R/R • RS-FR
 MOUNTAIN VIEW, CALIF.
 BAYLOR

At Baylor

Made just four appearances and started one game in his lone season at Baylor... suffered an injury that sidelined him for the remainder of the 2023 campaign... totaled just seven innings pitched, allowing 13 runs (six earned)... tallied eight strikeouts... lone start of the season came on Feb. 28 against UTSA.

High School

Prepped at Saint Francis High School in Mountain View, Calif... named the 2022 WCAL Pitcher of the Year... tabbed the Central Coast Section Pitcher of the Year... was a first-team All-State honoree... named the Northern California Pitcher of the Year... tabbed the West Coast Preps Pitcher of the Year... posted a 0.80 ERA and 9-0 record in 70.1 innings of work... racked up 95 strikeouts in senior season... also named to President's Honor Roll with a 4.0 GPA.

Personal

Parents are Tina and Bradford... has an older brother, Trevor.



Rogers' Career Highs

IP 3.1 vs. UTSA 2/28/23
Hits 5 vs. UTSA 2/28/23
Runs 7 vs. Central Michigan 2/18/23
ER 4 vs. UTSA 2/28/23
BB 2 vs. Central Michigan 2/18/23
K 3 vs. Central Michigan 2/18/23

Rogers' Career Stats

SEASON	ERA	W-L	GP-GS	CG	SH/CB	SAVES	IP	HITS	RUNS	ER	BB	SO	WP	HBP	BK	B/AVG.
2023*	7.71	0-1	4-1	0	0/0	0	7.0	13	13	6	3	8	1	0	0	.371
TOTALS	7.71	0-1	4-1	0	0/0	0	7.0	13	13	6	3	8	1	0	0	.371

* - indicates stats at Baylor



COLT TAYLOR
38 PITCHER
 6-3 • 195 • R/R • GR

ACWORTH, GA.
 TENNESSEE TECH

At Tennessee Tech

Played two seasons at Tennessee Tech... started five games as part of 43 appearances... tallied a pair of saves and recorded three victories... struck out 49 batters in 66 1/3 innings of work... held opponents scoreless in 14 of 38 appearances... allowed just five of 18 inherited runners to score... all 20 appearances as a sophomore came out of the bullpen... all five starts came in 2023.

At Motlow State CC

Made 14 appearances out of the bullpen in his lone season at Motlow State... tallied an 0-1 record with team-best marks of a 3.13 ERA and two saves... racked up 23.0 innings on the hill with 30 strikeouts... allowed just eight earned runs, 13 walks, and 21 hits... turned in multiple innings of work in 10 games... fanned three or more batters six times... produced 10 performances without surrendering a run, including each of his final seven appearances.

High School

Was a two-sport athlete, lettering two years as a pitcher and corner infielder at North Cobb Christian High School in Kennesaw, Ga.... earned 2019 6-1A All-Region Subregion



B first-team honors as a senior... named the team's MVP as a junior... named a 2019 Perfect Game Preseason Underclassmen All-American Honorable Mention... led his team to district titles in both football and baseball.

Personal

Parents are Cher and Mark.

Taylor's Career Highs

IP 3.1 vs. Austin Peay 5/15/22
Hits 5 at UT Martin 4/23/22
Runs 5 at UT Martin 4/23/22
ER 5 at UT Martin 4/23/22
BB 3, 6x last at Morehead State 4/2/23
K 3, 3x last vs. Southeast Missouri 5/26/22

Taylor's Career Stats

SEASON	ERA	W-L	GP-GS	CG	SH/CB	SAVES	IP	HITS	RUNS	ER	BB	SO	WP	HBP	BK	B/AVG.
2022*	5.52	2-0	20-0	0	0/0	1	31.0	31	22	19	18	30	5	9	0	.265
2023*	8.15	1-5	23-5	0	0/0	1	35.1	41	37	32	20	19	2	8	0	.304
TOTALS	6.92	3-5	43-5	0	0/0	2	66.1	72	59	51	38	49	7	17	0	.286

* - indicates stats at Tennessee Tech



PAYTON TOLLE
49 PITCHER/INFIELDER
 6-6 • 250 • L/L • JR

YUKON, OKLA.
WICHITA STATE

Career Honors

- 2023 2nd-team NCBWA America All-American
- 2023 2nd-team Baseball America All-American
- 2023 2nd-team ABCA/Rawlings All-American
- 2023 3rd-team Perfect Game All-American
- 2023 3rd-team D1Baseball.com All-American
- 2023 John Olerud Two-Way Player of the Year finalist
- 2023 1st-team ABCA All-Central Regional
- 2023 1st-team AAC All-Conference
- 2023 AAC All-Academic team
- 2022 AAC All-Academic team
- 2022 Frisco Classic MVP

At Wichita State

One of the nation's top two-way players in his two seasons at Wichita State... started 26 games as part of 28 appearances on the mound... appeared in 97 total games while starting 92... in addition to the starts on the mound, made 43 starts at first base and 23 starts as the designated hitter... totaled 13 quality starts, including eight as a sophomore, in his career... compiled a 13-9 record with a 4.56 ERA over 152 innings of work... racked up 146 strikeouts and limited opponents to a .267 batting average... at the plate, was a .313 hitter... of his 99 career hits, totaled 16 doubles and 16 home runs... collected 68 runs driven in... tallied 28 multi-hit games and 23 multiple-RBI contests... recorded a hit in 60 games and reached safely in 65... had an outstanding sophomore campaign that saw him hit .311 with nine doubles, 13 home runs and 50 RBIs at the plate... also posted a 9-3 record with a 4.62 ERA in 15 appearances on the mound... racked up 97 strikeouts over 85 2/3 innings.

High School

Four-year letterwinner and four-year starter at Bethany High School in Bethany, Oklahoma... varsity captain as a sophomore, junior, and senior... named first-team All-State by The Oklahoman and OBCA after a senior season when he hit .490 with nine home runs and also recorded a 0.25 ERA... selected as the MVP of the OCABCA



All-Star Game, throwing three innings and allowing just one hit... four-time All-City selection, three times honorable mention and first-team as a senior... set Bronchos school record with 106 strikeouts as a senior... ranked as the number one first baseman in Oklahoma by Perfect Game.

Personal

Parents are Chad and Jina... has a brother, Charlie.

Tolle's Career Highs

AB	5, 22x last at UCF 5/19/23
Hits	5 vs. Oakland 3/4/23
Runs	3, 2x last vs. Creighton 3/19/23
RBIs	6 vs. Oakland 3/4/23
HR	1, 16x last vs. USF 5/13/23
SB	1 vs. Creighton 3/18/23

Tolle's Career Highs

IP	9.0 vs. East Carolina 4/22/23
Hits	10 at Houston 5/6/23
Runs	9 at UCF 5/18/23
ER	9 at UCF 5/18/23
BB	4 at Louisiana Tech 2/19/22
K	12 vs. Creighton 3/19/23

Tolle's Career Stats

SEASON	Avg.	GP-GS	AB	RUNS	HITS	2B	3B	HR	RBI	SLG%	BB	HBP	SO	OB%	SB-A	SF	SH	FLD
2022*	.317	42-37	104	16	33	7	0	3	18	.471	6	1	27	.357	0-0	1	0	1.000
2023*	.311	55-55	212	32	66	9	0	13	50	.538	18	0	53	.361	1-4	3	0	.750
TOTALS	.313	97-92	316	48	99	16	0	16	68	.516	24	1	80	.359	1-4	4	0	.886

* - indicates stats at Wichita State

Tolle's Career Stats

SEASON	ERA	W-L	GP-GS	CG	SH/CB	SAVES	IP	HITS	RUNS	ER	BB	SO	WP	HBP	BK	B/AVG.
2022*	4.48	4-6	13-12	0	0/0	0	66.1	79	38	33	22	49	3	6	1	.294
2023*	4.62	9-3	15-14	2	1/0	0	85.2	81	49	44	19	97	6	5	0	.245
TOTALS	4.56	13-9	28-26	2	1/0	0	152.0	160	87	77	41	146	9	11	1	.267

* - indicates stats at Wichita State



JACK ARTHUR
20 OUTFIELD
 6-0 • 200 • R/R • RS-SO

FLOWER MOUND, TEXAS
WEATHERFORD COLLEGE

At Weatherford

Earned first-team All American honors in lone season at Weatherford College... also tabbed a first-team all conference performer... twice named an NTJCAC Player of the Week... helped lead team to the the JUCO World Series... tied for the tournament lead with four home runs... earned a spot on the all-tournament team... hit .376 with 74 hits, 15 doubles, five triples, 20 home runs... drove in 67 runs and totaled 17 stolen bases... posted an on-base percentage of .490 and a slugging percentage of .807.

At Texas

Did not see any game action in his lone season as a member of the Texas baseball team in 2022.



High School

Three-year starter and four-year letterman at Flower Mound High School... pitched and played first base and right field... played for the Dallas Tigers earning a spot on six Perfect Game all-tournament squads... also played on the basketball team.

Personal

Parents are Frankie and Jennifer... has one sister, Kate



ZACHARY CAWYER
21 PITCHER
 6-3 • 210 • R/R • JR

FORT WORTH, TEXAS
MCLENNAN COLLEGE

At McLennan

Pitched two seasons at McLennan College... had an outstanding sophomore campaign, starting eight games as part of 14 appearances... posted a 3.14 ERA and struck out 53 in 48 2/3 innings of work... earned CSC Academic All-District honors as a sophomore... made one start as part of four appearances as a freshman... missed the majority of the campaign with an injury.

High School

Was a four year letterwinner at Nolan Catholic, playing for former TCU Horned Frog Joe Weik (2010-11)... was the 2018 district Newcomer of the Year... earned first-team all-district and all-state selection honors... selected as the District MVP... named a Perfect Game Preseason All-American... selected as the Nolan Catholic MVP and



earned the Best Hitter Award... was the VSPY Baseball Player of the Year... was a two-time academic all-state selection... also a member of National Honor Society... recorded a .443 batting average with seven home runs, eight stolen bases and 39 RBIs... posted a 11-1 pitching record with a 2.45 ERA and 95 strikeouts.

Personal

Parents are Melissa and Russell... has one brother, Benjamin, and one sister, Abigail.



TIM REYNOLDS
20 CATCHER
 5-11 • 180 • R/R • SO

LUCAS, TEXAS
 ODESSA COLLEGE

At Odessa

Played one season at Odessa College... appeared in 37 games... six of 23 hits went for extra bases including one double, one triple and four home runs... totaled 17 RBIs... collected 10 stolen bases... member of Phi Theta Kappa honor society.

High School

Was a three-year letter winning at Allen High School... earned all-district honors as a junior and senior.... earned a spot on number Perfect Game all-tournament squads.

Personal

Parents are Debra and Dusty... has one sister, Abigail and one brother, Samuel... brother is a cancer survivor.



MASON BIXBY
29 PITCHER
 6-7 • 240 • R/R • FR

SAN ANTONIO, TEXAS
 JOHNSON HS

High School

Played three seasons at Johnson High School... was a unanimous first-team all-district performer... earned first-team all-region accolades... posted a 7-2 record as a junior... had a 1.54 ERA as a junior... missed senior campaign with an injury... ranked as the No. 8 right handed pitcher in the state of Texas by Perfect Game... ranked as the No. 3 prospect by Prep Baseball Report... participated in the 2022 MLB/USA Prospect game... member of the 2022 Rangers Area Code team... played club baseball for Lone Star... a member of the all-district athletic academic team

Personal

Parents are Randy and Susan... has one sister, Brooke.



CHASE BRUNSON
27 OUTFIELDER
 6-3 • 190 • R/R • FR

SAN CLEMENTE, CALIF.
 SAN CLEMENTE HS

High School

Was a three year letter winner at San Clemente High School... drafted in the 18th round of the 2023 MLB First-Year Player Draft by the Toronto Blue Jays... selected as the team MVP as a senior... also named league MVP... earned all-CIF Southern Section... was a Max Preps second-team all-state... led the league in all offensive categories... hit .429 with nine doubles, three triples and eight home runs as a senior... named the Offensive Player of the Year as a junior... earned first-team all-league honors... helped lead squad to the 2022 Future Stars Series National Tournament Championship... played club baseball for Quakes Baseball Academy... was a scholar athlete.

Personal

Parents are Patrick and Erica... has one brothers, Zack.



CARSON CORMIER

27 PITCHER
6-5 • 225 • R/R • FR

WESTFORD, MASS.
WESTFORD ACAD./PHILLIPS ACAD.

High School

Was a three year letterwinner at Westford Academy... was a Perfect Game Preseason All-American as a senior... was a Dual County League All-Star... earned the all-scholastic Award... also awarded the Emerging Leader Award... played travel baseball with Knights Knation... member of the Dodgers Scout Team... earned a spot on the 2022 WWBA World Championship all-tournament team... participated in the 2022 Perfect Game 17U National Elite Championship.

Personal

Parents are Russ and Nicole... has two brothers, Ryan and Braden.



HOLDEN HARRIS

41 PITCHER
6-2 • 210 • R/R • FR

LEANDER, TEXAS
TOM GLENN H.S.

High School

Was a three-year letterwinner at Tom Glenn High School... earned second-team all-district accolades as a junior... is a nine-time Perfect Game All-Tournament team selection... set his high school single game record for strikeouts in a game with 13... named to the 2022 USA Baseball's 17U National Team Development Program roster... a member of the A/B honor roll.

Personal

Parents are Patrick and Holly... has one sister, Rileigh.



MICAH KENDRICK

16 INFIELD
6-0 • 185 • S/R • FR

ROCKWALL, TEXAS
ROCKWALL HS

High School

Spent senior season at Rockwall High School... earned two letters at Jasper High School... was a first-team all-state performer as a senior... earned District 10-6A offensive MVP honors... ranked as the No. 12 shortstop in Texas by Perfect Game... set the Rockwall school record with 34 stolen bases... also set the standard with 58 hits, a mark that ranked third in the state... hit .411 on the year and led the state with 19 doubles... drove in 45 runs, a mark that ranked fourth in the state... tabbed a second-team all-district performer as a junior... earned first-team all-district honors as a sophomore... member of the National Honors Society.

Personal

Parents are Michelle and Michael... has an older sister, Macy, and an older brother... sister played soccer at McNeese State.



JAX LEWIS

43 PITCHER
6-1 • 160 • L/R • FR


CLAXTON, GA.
PINWOOD CHRISTIAN ACADEMY

High School

A three year letterwinner at Pinewood Christian Academy... was a three-time all-region and all-state performer... earned district Pitcher of the Year as a junior... posted a 0.78 ERA as a junior... holds the school record for innings pitched and strikeouts... played select baseball at Five Star National Baseball Academy... earned Perfect Game All-Tournament honors 13 times... member of the National Honor Society.

Personal

Parents are Brett and Tisha... has a brother, Maddux, and a sister, Handley Kate.



SAM MYERS
13 OUTFIELD
 5-9 • 190 • L/L • FR

CYPRESS, TEXAS
 CYPRESS WOODS HS

High School

Was a three year letterwinner at Cypress Woods High School... two-time unanimous all-district performer... ranked as the No. 8 outfield prospect in the state of Texas by Perfect Game... put together an outstanding junior campaign with a .377 batting average and racking up 19 stolen bases... excelled on the summer ball circuit, earning MVP honors at a pair of tournaments (2020 Perfect Game South World Series; 2022 MLK South Championships)... member of the Texas Twelve 17U squad that won the 2022 USA Baseball National Team Championships in North Carolina... hit .461 in 27 summer games... standout in the classroom with a 4.0 GPA and is in the top 7% of his class.

Personal

Parents are Tricia and Bart... has a sister, Isabelle, and a brother, Stuart.



RYDER ROBINSON
0 INFIELD
 6-2 • 185 • S/R • FR

CEDAR HILLS, UTAH
 AMERICAN FORK HS

High School

Was a four-time letterwinner at American Fork High School... named the 2023 Gatorade Utah Player of the Year... also tabbed the PBR Utah Player of the Year... earned ABCA/Rawlings High School second-team All-American... tabbed the 2022 Region 4 MVP... is a three-time first-team all-state performer... helped guide high school squad to a trio of state championships... posted a .466 average with 14 doubles, three triples and eight home runs as a senior... holds the Utah state record for career runs scored and most runs in a single season... hit .440 as a junior and .436 as a sophomore... participated in the 2022 Perfect Game National Showcase as well as the PBR Future Games... ranked as Perfect Game's top prospect in the state of Utah... is an honor roll student.

Personal

Parents are Darek and Amy... has two brothers, Crew and Maddox, and one sister, Breck... high school teammates with fellow Horned Frog, Fisher Ingersoll.



CAMDEN SOS
26 INFIELD
 6-3 • 200 • R/R • FR

ALPINE, CALIF.
 GRANITE HILLS HS

High School

Was a three-time varsity letterwinner at Granite Hills High School... named an all-league performer as a junior and senior... selected as the Petco High School All-Star MVP in 2022... was an All-CIF San Diego selection as a junior... hit .378 with 52 runs, 58 RBIs... of his 92 hits, 21 went for extra bases... six-time Perfect Game all-tournament honoree... participated in the 13U NTIS... played travel baseball for Canes American Baseball... member of the honor roll as well as the Dean's list... named a Scholar Athlete every year.

Personal

Parents are Julie and Brian... has a sister, Payton.



ZACH WADAS
35 UTILITY
 6-4 • 190 • L/L • FR

CHANDLER, ARIZ.
 HAMILTON HS

High School

Was a three year letterwinner at Hamilton High School... named an all-conference and all-region performer... helped high school squad to back-to-back Arizona State Championships... played travel baseball with Canes National Baseball... named the top prospect in the 2022 Perfect Game National Showcase... participated in the Area Code games as well as playing on the DBacks scout team... ranked No. 93 nationally and No. 2 in the state of Arizona by Perfect Game... participated in the Perfect Game Underclass All-American Games as a sophomore... twice appeared in the Junior National Showcase... member of 16 Perfect Game all-tournament teams... an academic standout, earning the St. Bellarmine's Award for Intellectual Competence in addition to being an AP Scholar with Distinction... graduated Summa Cum Laude... named the Hamilton Scholar Athlete of the Year as senior...

Personal

Parents are Tracy and Darrell... has two brothers, Brent and Axel, and two sisters, Erica and Mariana... high school teammates with fellow Horned Frog, Kole Klecker.



2 HEAD COACH KIRK SAARLOOS
3RD SEASON/12TH SEASON

On June 15, 2021, Saarloos was named the 20th head coach in program history. Saarloos joined the coaching staff in the summer of 2012 after two seasons as the pitching coach at Cal State Fullerton. During that time, the Horned Frogs have totaled six conference regular season and tournament championships, double the total of the next-closest schools, as well as four College World Series appearances. Hired initially as pitching coach in Summer 2012, he was promoted to recruiting coordinator the following year. In just two short years as the head coach, TCU has won a Big 12 regular season crown as well as a tournament title.

In his time at TCU, his presence has been felt both on the field and off the field. As the recruiting coordinator for nine seasons, Saarloos mentored one of the nation's top pitching staffs which was a key factor in TCU's four straight trips to the College World Series from 2014-17. He made a similar impact in his first season as the head coach, guiding the Horned Frogs to a Big 12 Regular Season championship and a berth in the NCAA Tournament. His efforts on the field earned him Big 12 Coach of the Year accolades, making him the first coach in Big 12 history to claim the award in his first season as the head coach. In just his second year as the head coach, he brought home a Big 12 tournament title and guided the program back to Omaha and the College World Series.

A blistering month of May and a torrid run through the postseason had TCU back home in Omaha where it eventually advanced to the semifinal game. TCU finished fourth in the Big 12 regular season standings and ran through the Phillips 66 Big 12 Championship unscathed to earn its fourth straight berth in the NCAA Tournament. The Frogs pummeled the opposition in the NCAA Fayetteville Regional and served as a Super Regional host for the fourth time in program history. A sweep of Indiana State locked up the berth in the CWS.

TCU ultimately finished the campaign with a 44-24 record and ranked No. 4 nationally. Four freshmen (Ben Abeldt, Karson Bowen, Kole Klecker and Anthony Silva) were named Freshmen All-Americans by various publications and three (Abeldt, Bowen and Silva) earned an invite to the Collegiate National Team with Abeldt ultimately earning a roster spot. Brayden Taylor became TCU's first-ever position player to be drafted in the first round, going No. 19 overall to Tampa Bay. Six other Frogs were also drafted.

TCU put together a 38-22 record in Saarloos' first season as head coach and took home the league title on the strength of a 16-8 record. Ten Horned Frogs received all-conference recognition and five were drafted over the summer. River Ridings, Luke Savage and Taylor earned an invite to USA Baseball's Collegiate National Team. Taylor was ultimately selected to the roster that represented USA Baseball at the Honkbalweek where he earned a bronze medal.

Since his arrival, the Horned Frogs rank sixth nationally in team earned run average (3.59) and ninth in shutouts (57). TCU led the nation with a 2.22 ERA in 2014 and ranked second in 2015 with a 2.45 ERA. On the recruiting trail, Saarloos is a force to be reckoned with. The incoming class for the 2021 season was ranked 13th nationally. That comes on the heels of the No. 4-ranked recruiting class in 2019. Since his arrival, TCU's recruiting classes have continuously been ranked in the top-25.

A mixture of youth and experience marked the 2021 pitching staff. For just the second time in program history, the staff racked up over 600 strikeouts, finishing the season with 606. Senior Haylen Green became a two-time All-American after leading the team with 12 saves. On the youth side, left-hander River Ridings splashed onto the collegiate scene, earning freshman All-American accolades after posting a 1.08 ERA in 23 appearances.

The 2020 pitching staff was off to another solid start, ranking 15th nationally in ERA (2.40) and 17th nationally in WHIP (1.08). Haylen Green was tabbed a second-team Louisville Slugger All-American after eight scoreless outings spanning 17 2/3 innings in an abbreviated season due to the COVID-19 pandemic.

Under his guidance, the 2019 season produced TCU's highest-ever draft pick in Nick Lodolo, who was tabbed by Cincinnati with the seventh overall pick. Lodolo left his mark on the record book, totaling 131 strikeouts in just 103 innings of work. Additionally, newcomer Brandon Williamson became the second player taken on Day 1 of the draft, getting selected by Seattle in the second round.

In 2018, the group featured a more experienced bullpen than it did a starting rotation. Despite the inexperience, the staff put together a 3.45 ERA, a mark that ranked 21st nationally, and led the league with a 2.79 K:BB ratio (13th nationally), 9.6 K/9 (13th nationally) and a 1.29 WHIP (36th nationally).

In 2017, the starting rotation had plenty of experience, but the bullpen featured just two pitchers with significant mound time under their belts. The group peaked at the right time in helping TCU to the CWS. The Frogs allowed three or fewer runs in all 10 NCAA postseason contests.

TCU set a school-record with 643 strikeouts and ranked sixth nationally in K:BB ratio (3.09), 10th in K/9 (9.5) and 11th in WHIP (1.22). Jared Janczak earned All-American honors, while Brian Howard's 12 wins were the second-most in the nation. Durbin Feltman set a school record with 17 saves. Sean Wymer was selected to the USA Baseball Collegiate National Team.

The 2016 season presented Saarloos with new challenges following the departure of three starting pitchers and the all-time saves leader at TCU. At the conclusion of the 2015 campaign, TCU bid adieu to eight seniors in addition to a pair

The Saarloos File

Hometown..... Long Beach, Calif.
Alma Mater..... Cal State Fullerton (2001)
Public Relations
Wife..... Kristen
Children..... Brady, Emery, Lane

Coaching Career

Assistant Coach
Cal State Fullerton (2011-12)..... 87-35 (.713)
TCU (2013-21)..... **346-171 (.669)**
Totals..... **433-206 (.678)**

Head Coach

TCU (2022-present)..... **82-46 (.641)**

Playing Career

Year	Team	Level
2001	Lexington	Houston Low A
2002	Round Rock	Houston AA
2002	New Orleans	Houston AAA
2002	Houston	MLB
2003	New Orleans	Houston AAA
2003	Houston	MLB
2004	New Orleans	Houston AAA
2004	Oakland	MLB
2004	Sacramento	Oakland AAA
2005	Oakland	MLB
2006	Oakland	MLB
2007	Louisville	Cincinnati AAA
2007	Cincinnati	MLB
2008	Sacramento	Oakland AAA
2008	Oakland	MLB
2009	Columbus	Cleveland AAA

Year By Year

Year	Overall	Conf.	Postseason
2011	46-18	21-3	NCAA Super Regionals
2012	41-17	19-5	NCAA Regionals
2013	29-28	12-12	—
2014	48-18	17-7	College World Series
2015	51-15	18-5	College World Series
2016	49-18	15-9	College World Series
2017	50-18	16-8	College World Series
2018	33-23	10-13	—
2019	34-28	11-13	NCAA Regionals
2020	11-4	—	—
2021	41-19	17-7	NCAA Regionals
2022	38-22	16-8	NCAA Regionals
2023	44-24	13-11	College World Series



of drafted underclassmen. Heading into the 2016 season, the Horned Frogs needed to replace 48 starts, 14 saves and 406 innings on the mound.

TCU showed no signs of let up as Saarloos brought in a group of 15 newcomers to fill the vacancies, helping lead TCU to a third straight appearance in the College World Series. Luken Baker was named an All-American in addition to earning TCU's second-straight Big 12 Freshman of the Year honor. The Frogs also had four Freshmen All-Americans. TCU once again boasted one of the top pitching staffs in the country. The Horned Frogs ranked first in the Big 12 and 16th in ERA (3.18), fifth nationally with nine shutouts and 16th in K:BB ratio (2.81).

His efforts on and off the field, garnered Saarloos the 2016 D1Baseball.com National Assistant Coach of the Year award.

A year removed from leading the nation in ERA, TCU once again fielded a dominating pitching staff that finished second in the nation with a 2.45 ERA in 2015. The dynamic group led the nation in WHIP (1.04) and ranked second with 10 shutouts and a 3.94 K:BB ratio. Additionally, the staff ranked in the top-6 in two other pitching categories: H/9 (5th, 7.24) and B/9 (6th, 2.16).

Three Frogs (Riley Ferrell, Preston Morrison and Alex Young) were tabbed All-Americans at the conclusion of the season. All three were drafted in the first eight rounds of the 2015 draft. Also drafted in June were Tyler Alexander in the second round, Trey Teakell in the ninth round and Mitchell Traver in the 28th round.

The 2014 TCU Horned Frogs rode the arms of their pitching staff all the way to the College World Series. Under his guidance, the group led the nation in ERA at 2.22. In addition, they ranked in the top six in all major pitching categories: H/9 (6th, 7.07), K:BB ratio (2nd, 3.80), K/9 (6th, 8.4), WHIP (2nd, 1.03) and BB/9 (5th, 2.22). Additionally, the Frogs set a school and Big 12 record with 14 shutouts on the season.

The staff will go down as one of the best in TCU history as they set a then-school record with 574 strikeouts in addition to posting the lowest ERA since the 1972 season. Riley Ferrell established a new mark for saves in a season at the time with 15, while Preston Morrison's 129 2/3 innings pitched are a school record. In addition to his innings pitched, Morrison posted the lowest individual ERA since 1972.

Three members of the pitching staff (Morrison, Brandon Finnegan and Ferrell) earned All-America accolades from various publications. Morrison was tabbed the Big 12 Pitcher of the Year, while Finnegan was the 17th overall draft pick in the 2014 MLB First-year Player Draft. Tyler Alexander earned Freshman All-American honors in addition to being named second-team all-Big 12. Finnegan went on to make history in the summer of 2014 as he became the first player in history to appear in both the College World Series and the Major League Baseball World Series in the same year.

The impact of Saarloos' tutelage was immediate as the Horned Frogs boasted one of the top pitching staffs in the country in 2013. They were top 15 nationally in most pitching categories, including ERA (15th, 2.78), K:BB (11th, 2.82) and WHIP (11th, 1.15). The group produced the lowest team ERA in TCU history since 1968. TCU's season ERA ranked second in the Big 12, while its 2.47 ERA in league play was tops among conference opponents. Additionally, the Horned Frogs racked up 449 strikeouts and held opponents to a .230 batting average against. Both marks were

second in the league.

Individually, the pitching staff saw numerous members receive multiple honors. Morrison was honored as a first-team All-Big 12 performer, while Young was named second-team all-conference. Ferrell, along with Young, was named to the Big 12 All-Freshman team. Finnegan, Morrison and Ferrell each earned a spot on the 24-man USA Baseball Collegiate National Team roster.

Saarloos joined the Titan coaching staff in 2011 after wrapping up a seven-year major league. He spent his first season on staff as an undergraduate assistant for Dave Serrano. Saarloos moved into the role of pitching coach when Rick Vanderhook took over the head coaching duties in the summer of 2011.

In his two seasons at Fullerton, the Titans put together a 77-38 (.670) record and won two Big West titles.

After taking over the pitchers in the fall of 2011, Saarloos coached a predominantly freshman and sophomore pitching staff to a team ERA of 3.18. They fanned 336 batters and limited opponents to a .250 batting average against. The group led the country in fewest walks per nine innings, ranked third in K:BB ratio and fifth in WHIP. At the end of the season, four pitchers earned Freshman All-American accolades.

Under his guidance, Dylan Floro was named the 2012 Big West Pitcher of the Year. The junior compiled a 10-4 record in 17 appearances. In 15 starts, the right-hander tossed three complete games. He went on to be drafted in the 13th round of the 2012 MLB draft.

Saarloos spent seven years in the major leagues, playing for Houston (2002-03), Oakland (2004-06, 08) and Cincinnati (2007). In 2001, he was drafted 86th overall (3rd round) by Houston after a decorated collegiate career at Cal State Fullerton.

In seven seasons in the big leagues, Saarloos made 73 starts as part of 165 appearances on the mound. He posted a career record of 29-30 with two saves and a 5.02 ERA. In 509 innings pitched, he fanned 251 batters. He was called up to the majors on June 18, 2002. Saarloos made history on June 11, 2003 as he was one of a major league record six Astro pitchers to combine for a no-hitter against the New York Yankees at Yankee Stadium.

As a player at Cal State Fullerton, he racked up a school-record 127 appearances over his four seasons in a Titan uniform. His first three seasons were spent as a reliever before moving into a starting role as a senior. In 2001, he went on to earn first-team All-American honors and was named the Big West Conference Pitcher of the Year after putting together a 15-2 campaign. He owns one of the Titans three no-hitters as he blanked Pacific on April 8, 2001.

He was 33-12 with a 2.96 ERA in four collegiate seasons. He ranks sixth all-time in innings pitched, second in wins, third in strikeouts and fifth in saves. In two appearances at the College World Series (1999 and 2001), he recorded a save and allowed just two runs in 15 1/3 innings pitched.

Saarloos and his wife, Kristen, have a son, Brady, and two daughters, Emery and Lane.



TCU NCAA POSTSEASON - SAARLOOS TENURE: Regional 21-7; Super Regional 10-3; CWS 10-10

2014
NCAA FORT WORTH REGIONAL
LUPTON STADIUM
FORT WORTH, TEXAS

May 30	Siena	W	2-1 (11)
May 31	Sam Houston State	W	3-2 (22)
June 1	Sam Houston State	W	6-1

NCAA FORT WORTH SUPER REGIONAL
LUPTON STADIUM
FORT WORTH, TEXAS

June 7	Pepperdine	W	3-2
June 8	Pepperdine	L	2-3
June 9	Pepperdine	W	6-5

COLLEGE WORLD SERIES
TD AMERITRADE PARK
OMAHA, NEB.

June 15	Texas Tech	W	3-2
June 17	Virginia	L	2-3 (15)
June 19	Ole Miss	L	4-6

2015
NCAA FORT WORTH REGIONAL
LUPTON STADIUM
FORT WORTH, TEXAS

May 29	Sacred Heart	W	10-0
May 30	NC State	L	4-5
May 31	Stony Brook	W	8-3
May 31	NC State	W	8-2
June 1	NC State	W	9-8 (10)

NCAA FORT WORTH SUPER REGIONAL
LUPTON STADIUM
FORT WORTH, TEXAS

June 6	Texas AGM	W	13-4
June 7	Texas AGM	L	1-2 (10)
June 8	Texas AGM	W	5-4 (16)

COLLEGE WORLD SERIES
TD AMERITRADE PARK
OMAHA, NEB.

June 14	LSU	W	10-3
June 16	Vanderbilt	L	0-1
June 18	LSU	W	8-4
June 19	Vanderbilt	L	1-7

2016
NCAA FORT WORTH REGIONAL
LUPTON STADIUM
FORT WORTH, TEXAS

June 3	Oral Roberts	W	7-0
June 4	Gonzaga	W	4-3
June 5	Arizona State	W	8-1

NCAA COLLEGE STATION (TAMU) SUPER REGIONAL
BLUEBELL PARK
COLLEGE STATION, TEXAS

June 10	Texas AGM	W	8-2
June 11	Texas AGM	L	1-7
June 12	Texas AGM	W	4-1

COLLEGE WORLD SERIES
TD AMERITRADE
OMAHA, NEB.

June 19	Texas Tech	W	5-3
June 21	Coastal Carolina	W	6-1
June 24	Coastal Carolina	L	1-4
June 25	Coastal Carolina	L	5-7

2017
NCAA FORT WORTH REGIONAL
LUPTON STADIUM
FORT WORTH, TEXAS

June 3	Central Conn. State	W	9-6
June 4	Virginia	W	5-1
June 5	Dallas Baptist	W	15-3

NCAA FORT WORTH SUPER REGIONAL
LUPTON STADIUM
FORT WORTH, TEXAS

June 10	Missouri State	W	3-2
June 11	Missouri State	W	8-1

COLLEGE WORLD SERIES
TD AMERITRADE
OMAHA, NEB.

June 18	Florida	L	0-3
June 20	Texas AGM	W	4-1
June 22	Louisville	W	4-3
June 23	Florida	W	9-2
June 24	Florida	L	0-3

2019
NCAA FAYETTEVILLE (ARKANSAS) REGIONAL
BAUM STADIUM
FAYETTEVILLE, ARK.

May 31	Cal	W	13-2
June 1	Arkansas	L	1-3
June 2	Central Conn. St.	W	9-5
June 2	Arkansas	L	0-6

2021
NCAA FORT WORTH (TCU) REGIONAL
LUPTON STADIUM
FORT WORTH, TEXAS

June 4	McNeese	W	12-4
June 5	Dallas Baptist	L	6-8
June 6	Oregon State	L	2-3

2022
NCAA COLLEGE STATION (TAMU) REGIONAL
BLUE BELL PARK
COLLEGE STATION, TEXAS

June 3	Louisiana	L	6-7
June 4	Oral Roberts	W	3-1
June 5	Louisiana	W	6-1
June 5	Texas AGM	L	9-15

2023
NCAA FAYETTEVILLE (ARKANSAS) REGIONAL
BAUM STADIUM
FAYETTEVILLE, ARK.

June 2	Arizona	W	12-4
June 4	Arkansas	W	20-5
June 5	Arkansas	W	12-4

NCAA FORT WORTH SUPER REGIONAL
LUPTON STADIUM
FORT WORTH, TEXAS

June 9	Indiana State	W	4-1
June 10	Indiana State	W	6-4

COLLEGE WORLD SERIES
CHARLES SCHWAB STADIUM
OMAHA, NEB.

June 16	Oral Roberts	L	5-6
June 18	Virginia	W	4-3
June 20	Oral Roberts	W	6-1
June 21	Florida	L	2-3

SAARLOOS ALL-TIME vs. OPPONENTS at TCU

Opponent	AC	HC	Overall	Opponent	AC	HC	Overall	Opponent	AC	HC	Overall
Abilene Christian	8-1	3-1	11-2	Long Beach State	4-3	0-0	4-3	San Diego State	0-0	1-0	1-0
Arizona	0-0	1-0	1-0	Louisiana	3-1	1-1	4-2	San Francisco	1-2	0-0	1-2
Arizona State	5-2	0-0	5-2	Louisville	1-0	0-2	1-2	Santa Clara	3-0	3-0	6-0
Arkansas	0-3	3-0	3-3	Loyola Marymount	3-1	0-0	3-1	Seton Hall	2-1	0-0	2-1
Arkansas-Pine Bluff	3-1	0-0	3-1	LSU	3-0	0-0	3-0	Siena	1-0	0-0	1-0
Army	0-0	3-0	3-0	McNeese State	1-0	0-0	1-0	Southern Illinois	3-0	0-0	3-0
Baylor	17-13	6-1	23-14	Michigan	0-0	1-0	1-0	Stephen F. Austin	7-2	1-0	8-2
BYU	1-0	0-0	1-0	Michigan State	1-2	0-0	1-2	Stony Brook	1-0	0-0	1-0
California	6-1	0-1	6-2	Minnesota	3-3	0-0	3-3	Tarleton	2-0	1-0	3-0
Cal State Fullerton	0-4	2-1	2-5	Mississippi	1-5	0-0	1-5	Texas	17-11	2-5	19-16
Cal State Northridge	3-0	0-0	3-0	Mississippi State	1-0	0-0	1-0	Texas AGM	6-3	0-1	6-4
Central Conn. State	2-0	0-0	2-0	Missouri	0-0	0-1	0-1	Texas AGM-CC	2-0	1-0	3-0
Coastal Carolina	1-2	0-0	1-2	Missouri State	2-0	0-0	2-0	Texas Southern	3-0	0-0	3-0
Dallas Baptist	9-7	2-2	11-9	Murray State	3-0	0-0	3-0	Texas State	1-1	1-1	2-2
Dartmouth	3-0	0-0	3-0	Nebraska	0-0	3-0	3-0	Texas Tech	16-14	4-2	20-16
Eastern Michigan	3-0	0-0	3-0	North Carolina State	2-1	0-0	2-1	UC Irvine	3-3	0-0	3-3
Florida	1-2	0-1	1-3	Northern Colorado	1-0	0-0	1-0	UCLA	2-0	0-0	2-0
Florida State	0-0	1-4	1-4	Northwestern	0-0	1-0	1-0	ULM	1-2	0-0	1-2
Gonzaga	4-3	0-0	4-3	Northwestern State	2-0	0-0	2-0	UNC Wilmington	0-0	1-2	1-2
Grand Canyon	4-2	0-0	4-2	Oklahoma	18-10	2-4	20-14	USC	5-4	0-0	5-4
Houston	3-0	1-0	4-0	Oklahoma State	17-14	5-3	22-17	UT Arlington	19-5	5-1	24-6
Houston Baptist	1-0	0-0	1-0	Oral Roberts	1-0	2-1	3-1	UTRGV	10-0	1-0	11-0
Incarinate Word	1-0	1-0	2-0	Oregon State	0-1	0-0	0-1	UTSA	2-0	0-1	2-1
Indiana State	0-0	2-0	2-0	Pacific	2-1	0-0	2-1	Vanderbilt	2-4	1-0	3-4
Jacksonville	4-2	0-0	4-2	Penn State	6-0	0-0	6-0	Virginia	2-1	1-0	3-1
Kansas	16-9	7-0	23-9	Pepperdine	2-1	0-0	2-1	West Virginia	23-6	1-5	24-11
Kansas State	18-9	7-1	25-10	Rice	4-4	1-0	5-4	Wichita State	6-0	0-0	6-0
Kentucky	3-0	1-2	4-2	Sacred Heart	1-0	0-0	1-0	Totals	346-171	82-46	428-217
Lamar	3-1	0-1	3-2	Sam Houston State	2-2	0-0	2-2				
Liberty	3-0	0-0	3-0	San Diego	0-1	2-1	2-2				

INDIVIDUAL HONORS - SAARLOOS COACHING CAREER

<p>ALL-AMERICAN CAL STATE FULLERTON Nick Ramirez (2011) - 2nd Noe Ramirez (2011) - 2nd Tyler Pill (2011) - 2nd Michael Lorenzen (2012) - 1st Dylan Floro (2012) - 3rd</p> <p>TCU Riley Ferrell (2014) - 2nd Brandon Finnegan (2014) - 2nd Preston Morrison (2014) - 2nd Riley Ferrell (2014) - 1st Preston Morrison (2015) - 2nd Cody Jones (2015) - 2nd Alex Young (2015) - 2nd Luken Baker (2016) - 2nd Evan Skoug (2017) - 1st Jared Janczak (2017) - 2nd Durbin Feltman (2018) - 2nd Nick Lodolo (2019) - 2nd Haylen Green (2020) - 2nd Haylen Green (2021) - 2nd Phillip Sikes (2021) - 2nd Brayden Taylor (2023) - 3rd</p> <p>FRESHMAN ALL-AMERICAN CAL STATE FULLERTON Michael Lorenzen (2011) Grahann Wiest (2012) Kenny Matthews (2012) Koby Gauna (2012) Willie Kuhl (2012) Matt Chapman (2012)</p> <p>TCU Riley Ferrell (2013) Boomer White (2013) Alex Young (2013) Tyler Alexander (2014) Evan Skoug (2015) Connor Wanhanen (2015) Luken Baker (2016) Durbin Feltman (2016) Dalton Horton (2016) Josh Watson (2016) Nick Lodolo (2017) Coby Boulware (2018) Augie Mihlbauer (2018) River Ridings (2021) Brayden Taylor (2021) Ben Abeldt (2023) Karson Bowen (2023) Kole Klecker (2023) Anthony Silva (2023)</p>	<p>PITCHER OF THE YEAR Dylan Floro (2012) - Big West Preston Morrison (2014) - Big 12</p> <p>FRESHMAN OF THE YEAR Michael Lorenzen (2011) - Big West Matt Chapman (2012) - Big West Connor Wanhanen (2015) - Big 12 Luken Baker (2016) - Big 12 Brayden Taylor (2021) - Big 12</p> <p>PLAYER OF THE YEAR Nick Ramirez (2011) - Big West Cody Jones (2015) - Big 12 Evan Skoug (2017) - Big 12</p> <p>NEWCOMER OF THE YEAR Jake Guenther (2019) - Big 12</p> <p>SCHOLAR-ATHLETE OF THE YEAR Jantzen Witte (2013) - Big 12</p> <p>1ST-TEAM ALL-CONFERENCE BIG WEST Nick Ramirez (2011) Noe Ramirez (2011) Carlos Lopez (2012) Richy Pedroza (2012) Michael Lorenzen (2012) Dylan Floro (2012)</p> <p>BIG 12 Preston Morrison (2013) Preston Morrison (2014) Brandon Finnegan (2014) Boomer White (2014) Riley Ferrell (2014) Cody Jones (2015) Preston Morrison (2015) Riley Ferrell (2015) Connor Wanhanen (2015) Alex Young (2015) Luken Baker (2016) Elliott Barzilli (2016) Evan Skoug (2017) Cam Warner (2017) Austen Wade (2017) Jared Janczak (2017) Durbin Feltman (2018) Nick Lodolo (2018) Jake Guenther (2019) Nick Lodolo (2019) Haylen Green (2021) Phillip Sikes (2021)</p>	<p>Tommy Sacco (2022) Luke Savage (2022) Brayden Taylor (2023)</p> <p>2ND-TEAM ALL-CONFERENCE BIG WEST Tyler Pill (2011) Anthony Trajano (2011) Michael Lorenzen (2011) Anthony Hutting (2012) Willie Kuhl (2012)</p> <p>BIG 12 Jantzen Witte (2013) Alex Young (2013) Kevin Cron (2014) Derek Odell (2014) Tyler Alexander (2014) Keaton Jones (2015) Dalton Horton (2016) Evan Skoug (2016) Dane Steinhagen (2016) Cam Warner (2016) Luken Baker (2017) Nolan Brown (2017) Sean Wymer (2017) Nick Lodolo (2017) Nick Lodolo (2018) Josh Watson (2018) Austin Krob (2021) Russell Smith (2021) Brayden Taylor (2021) Hunter Wolfe (2021) Gene Wood (2021) Riley Cornelio (2022) Marcelo Perez (2022) Brayden Taylor (2022) Anthony Silva (2023) Garrett Wright (2023)</p> <p>HONORABLE MENTION BIG WEST Richy Pedroza (2011) Ivory Thomas (2011) Matt Chapman (2012)</p> <p>BIG 12 Brandon Finnegan (2013) Paul Hendrix (2013) Boomer White (2013) Kyle Bacak (2014) Garrett Crain (2014) Dylan Fitzgerald (2014) Cody Jones (2014) Keaton Jones (2014)</p>	<p>Tyler Alexander (2015) Nolan Brown (2015) Jeremie Fagnan (2015) Derek Odell (2015) Evan Skoug (2015) Dane Steinhagen (2015) Trey Teakell (2015) Mitchell Traver (2015) Durbin Feltman (2016) Jared Janczak (2016) Austen Wade (2016) Josh Watson (2016) Durbin Feltman (2017) Brian Howard (2017) A.J. Balta (2018) Adam Oviedo (2018) Austin Henry (2019) Charles King (2019) Adam Oviedo (2019) Marcelo Perez (2019) Johnny Rizer (2019) Conner Shepherd (2019) Josh Watson (2019) Brandon Williamson (2019) Zach Humphreys (2021) Gray Rodgers (2021) Luke Boyers (2022) Kurtis Byrne (2022) Elijah Nunez (2022) River Ridings (2022) Garrett Wright (2022) Karson Bowen (2023) Cole Fontenelle (2023) Kole Klecker (2023) Louis Rodriguez (2023)</p> <p>ALL-FRESHMAN TEAM BIG 12 Riley Ferrell (2013) Boomer White (2013) Alex Young (2013) Tyler Alexander (2014) Evan Skoug (2015) Connor Wanhanen (2015) Luken Baker (2016) Durbin Feltman (2016) Dalton Horton (2016) Josh Watson (2016) Nick Lodolo (2017) Coby Boulware (2018) Augie Mihlbauer (2018) Adam Oviedo (2018) Caleb Sloan (2018) Marcelo Perez (2019) Elijah Nunez (2021)</p>	<p>River Ridings (2021) Brayden Taylor (2021) David Bishop (2022) Ben Abeldt (2023) Karson Bowen (2023) Kole Klecker (2023) Anthony Silva (2023)</p> <p>DRAFTED PLAYERS CAL STATE FULLERTON Nick Ramirez (4, 2011) Tyler Pill (4, 2011) Noe Ramirez (4, 2011) Jake Floethe (6, 2011) Colin O'Connell (8, 2011) Chris Devenski (2011) David Huribut (28, 2011) Joe Terry (30, 2011) Raymond Hernandez (48, 2011) Dylan Floro (13, 2012)</p> <p>TCU Andrew Mitchell (4, 2013) Trevor Seidenberger (12, 2013) Paul Hendrix (18, 2013) Stefan Crichton (23, 2013) Jantzen Witte (24, 2013) Nick Frey (33, 2013) Brandon Finnegan (1, 2014) Jordan Kipper (9, 2014) Kevin Cron (14, 2014) Kyle Bacak (25, 2014) Jerrick Suiter (26, 2014) Cody Jones (38, 2014) Alex Young (2, 2015) Tyler Alexander (2, 2015) Riley Ferrell (3, 2015) Cody Jones (6, 2015) Preston Morrison (8, 2015) Trey Teakell (9, 2015) Keaton Jones (15, 2015) Mitchell Traver (28, 2015) Brian Trieglaff (13, 2016) Mitchell Traver (17, 2016) Brian Howard (17, 2016) Rex Hill (27, 2016) Elliott Barzilli (29, 2016) Preston Guillory (31, 2016) Austen Wade (5, 2017) Evan Skoug (7, 2017) Brian Howard (8, 2017) Mitchell Traver (20, 2017) Cam Warner (28, 2017) Elliott Barzilli (32, 2017) Luken Baker (2, 2018)</p>	<p>Durbin Feltman (3, 2018) Sean Wymer (4, 2018) Jared Janczak (32, 2018) Josh Watson (35, 2018) Nick Lodolo (1, 2019) Brandon Williamson (2, 2019) Johnny Rizer (7, 2019) Jake Guenther (7, 2019) Josh Watson (15, 2019) Zach Humphreys (26, 2019) Alex Isola (29, 2019) Jared Janczak (31, 2019) Jake Eissler (38, 2019) Russell Smith (2, 2021) Johnny Ray (12, 2021) Phillip Sikes (18, 2021) Harrison Beethe (18, 2021) Marcelo Perez (20, 2021) Haylen Green (20, 2021) Riley Cornelio (7, 2022) Caleb Bolden (7, 2022) Marcelo Perez (11, 2022) Austin Krob (12, 2022) Tommy Sacco (14, 2022) Brayden Taylor (1, 2023) Cole Fontenelle (7, 2023) Ryan Vanderhei (10, 2023) Cam Brown (10, 2023) Elijah Nunez (14, 2023) Tre Richardson (15, 2023) Garrett Wright (20, 2023)</p> <p>MAJOR LEAGUE PLAYERS CAL STATE FULLERTON Michael Lorenzen Noe Ramirez Chris Devenski Dylan Floro Tyler Pill Matt Chapman JD Davis Chad Wallach Nick Ramirez</p> <p>TCU Brandon Finnegan Stefan Crichton Kevin Cron Alex Young Tyler Alexander Nick Lodolo Brandon Williamson Luken Baker</p>
---	--	--	---	---	---

FROG TRENDS UNDER SAARLOOS

The Opposition

Overall	82-46
Non-conference	53-27
Conference	29-19
Big 12 Conference	29-19
Home	41-18
Away	21-19
Neutral	20-9
NCAA Postseason	9-4
vs. Ranked Teams	21-14

Day of the Week

Monday	2-0
Tuesday	16-4
Wednesday	4-2
Thursday	3-1
Friday	17-7
Saturday	24-4
Sunday	16-5

Month

February	11-4
March	23-13
April	16-19
May	23-6
June	9-4

Statistical Breakdown

Leading after six	70-5
Trailing after six	7-35
Tied after six	5-6
Leading after seven	68-4
Trailing after seven	5-36
Tied after seven	4-4
Leading after eight	67-4
Trailing after eight	3-38
Tied after eight	3-3
Scored first	52-18
Opponent scored first	30-28
One-run games	11-15
Two-run games	14-6
Five+ run games	42-10
Extra Innings	4-1



ASSOCIATE HEAD COACH T.J. BRUCE

2ND SEASON

TCU baseball head coach Kirk Saarloos announced the hiring of T.J. Bruce as Associate Head Coach. Bruce joined the program after spending the previous seven seasons as the head coach at Nevada. Bruce's main responsibilities include coaching the hitters and running the offense during games.

In just one season with the program, Bruce made an immediate impact, helping guide the squad to a Big 12 tournament championship, it's second NCAA road regional victory and a berth in the College World Series. Under his tutelage, the squad's .298 batting average was the highest since the 2016 campaign, while the 89 home runs hit were the second-most in program history. Brayden Taylor tied

the single-season home run record with 23 and went on to be the No. 19 overall pick in the 2023 draft. On the base paths, the squad set a school record and ranked sixth nationally with 141 stolen bases in 164 attempts.

Hired in the summer of 2015, Bruce produced a 171-168 (.504) overall record in his time at Nevada, guiding the Wolf Pack to the 2018 and 2021 Mountain West Conference regular season titles. In both seasons, Bruce was voted the MW Coach of the Year. The team qualified for all five Mountain West Conference Tournaments held during his tenure in addition to an appearance in the 2021 NCAA Tournament.

Bruce produced 29 all-conference selections, including three Of The Year honorees. Nine members of the Wolf Pack have been drafted since 2016. On four occasions, Nevada ranked in the Top 20 nationally in batting average. In three of those seasons, the Wolf Pack ranked in the Top 10 (2016 - 9th; 2021 - 6th; 2022 - 7th). In 2021, Dillan Shrum's .468 average was second nationally.

Prior to his time at Nevada, Bruce was the top assistant at UCLA from 2011-15. The Bruins produced a 198-102-1 record, advancing to the NCAA Tournament four times and winning the 2013 National Championship. UCLA took home a trio of Pac-12 titles (2011, 2012 and 2015) and served as a Regional host four times and advanced to the College World Series twice (2012, 2013). The Bruins produced three first round draft picks and ultimately 13 Major Leaguers during his tenure.

Bruce made the move to UCLA after five seasons as an assistant coach at Long Beach State. He helped the 49ers to NCAA Regional appearances in 2005 as an undergraduate assistant coach. After a one year stint as an assistant coach at Cerritos College, Bruce returned to Long Beach State as a fulltime assistant coach in 2007. The 49ers made a trio of postseason appearances (2005, 2007 and 2008) in his time on staff.

While at Long Beach State, Bruce worked with the development of All-Big West Conference selections Troy Tulowitzki (2003-05), Evan Longoria (2005-06), Danny Espinosa (2007), Matt Duffy (2010) and Devin Lohman (2010) while at LBSU. Tulowitzki (Blue Jays), Longoria (Rays), Espinosa (Rays) and Duffy (Rays) went on to have Major League careers.

In his one season as assistant coach at Cerritos College in 2006, he helped the Falcons to the Southern California College playoffs. Cerritos finished the season 27-17 and tied for second in the South Coast Conference. Two of his players were selected in the 2006 MLB draft.

Bruce wrapped up his playing career in 2004 at Long Beach State where he helped lead the 49ers to the an NCAA Super Regional appearance. He transferred to Long Beach State after spending his junior year at Texas Tech in 2003. He started his collegiate career at Cerritos College where he earned All-South Coast Conference in 2001 and 2002. Cerritos advanced to the postseason both years.

Bruce and his wife, Heather, have two daughters; Rhowan and Harloe, and two sons, Jaxon and Nash.

The Bruce File

Hometown Sacramento, Calif.
Alma Mater Long Beach State (2004)
Wife Heather
Children Rhowan, Harloe, Jaxon, Nash

Coaching Career

Head Coach
 Nevada (2016-22) 171-168 (.504)
Totals.....171-168 (.504)

Assistant Coach

Long Beach State (2005) 37-22 (.627)
 Cerritos College (2006) 27-17 (.614)
 Long Beach State (2007-10) 125-102 (.550)
 UCLA (2011-15)198-102-1 (.660)
TCU (2023-present).....44-24 (.647)
Totals..... 431-267-1 (.617)

Year By Year

Year	Overall	Conf.	Postseason
2005	37-22	14-7	NCAA Regionals
2006	27-17		
2007	39-20	15-6	NCAA Regionals
2008	38-21	16-8	NCAA Regionals
2009	25-29	11-13	—
2010	23-32	7-17	—
2011	35-24	18-9	NCAA Regionals
2012	48-16	20-10	College World Series
2013	49-17	21-9	National Champions
2014	25-30-1	12-18	—
2015	45-16	22-8	NCAA Regionals
2016	37-24	20-10	—
2017	19-36	13-16	—
2018	29-24	20-9	—
2019	30-26	14-16	—
2020	2-12	—	—
2021	25-20	22-9	NCAA Regionals
2022	29-26	18-12	—
2023	44-24	13-11	College World Series





ASSISTANT COACH JOHN DILAURA
40 3RD SEASON/6TH OVERALL

John DiLaura joined the coaching staff in the fall of 2018, serving as the volunteer assistant coach. He was promoted to assistant coach/recruiting coordinator in the summer of 2021. Along with leading the recruiting efforts, his responsibilities include assisting with practice, coaching the catchers and outfielders and serving as the third base coach in games.

TCU has been one of the top teams in the Big 12 since his arrival on campus. The Horned Frogs have won two regular season titles in addition to a pair of Big 12 tournament championships. TCU has appeared in each of the last four NCAA Tournaments and advanced to the 2023 College World Series.

In his first full campaign as the recruiting coordinator, DiLaura made a mark on the recruiting scene. The incoming freshman class was ranked No. 6 by D1Baseball.com. The addition of junior college and four year transfers landed the Horned Frogs the No. 9 ranked recruiting class.

The TCU catching corps has flourished under his tutelage. He has produced three all-conference performers in Zach Humphreys (2021), Kyrtils Byrne (2022) and Karson Bowen (2023). Bowen was also named a 2023 Freshman All-American, throwing out 13 would-be base stealers and allowing just two passed balls. At the conclusion of the abbreviated 2020 campaign due to the COVID-19 pandemic, TCU had allowed the second-fewest (5) stolen bases in the Big 12. The tandem of Humphreys and Byrne boasted a 1.000 fielding percentage and had surrendered just four passed balls.

In his first season on campus, DiLaura's impact was felt on the diamond. TCU allowed just the second-fewest stolen bases in the Big 12, surrendering just 35 in 54 attempts. Both catchers were drafted at the conclusion of the season with Humphreys getting selected in the 26th round and Alex Isola in 29th round.

DiLaura, a 2013 alum of the University of Michigan, spent the past season as the volunteer assistant at his alma mater. While at Michigan, he worked with the Wolverine's catchers and assisted with the hitters. Michigan posted a 33-21 record in 2018. This past fall he served as an assistant coach at Xavier where he worked with the hitters and the infielders.

Prior to returning to Michigan, DiLaura spent two years with the Chipola College baseball program, where he worked with the outfielders and pitchers and assisted with the hitters. DiLaura also assisted with the daily organization and management of the program, and helped lead the Indians' recruiting efforts during his two-year tenure.

In his final season with Chipola (2017), the Indians captured the NJCAA World Series title and compiled an overall record of 51-9. Following the 2017 season, the Indians had 10 players selected in the MLB Draft, which ranked second in the country. In 2016, DiLaura helped lead the Indians to a Region VIII runner-up finish and a 43-16 record as well as a Panhandle Conference title.

DiLaura spent the 2014 and 2015 seasons at Wayne State University in Detroit, Michigan, where he was responsible for working with the infielders and outfielders as well as assisting with the recruiting efforts for the Warriors and helping with the day-to-day operations of the program.

He helped coach the Warriors to GLIAC Tournament berths in 2015 and 2014, and the program's 34 regular-season victories in 2014 set a program record. The Warriors also finished the 2014 season with the most wins in a season in program history (36), the second-best winning percentage in program history, and its fourth NCAA Tournament appearance in five years.

A three-year baseball letter-winner at the University of Michigan, DiLaura graduated in the spring of 2013 with a General Studies degree with an emphasis in business and history. He completed his Master's Degree in Sports Administration from Wayne State University in the summer of 2016.

The DiLaura File

Hometown..... Clinton Township, Mich.
College..... Michigan (2013)
Master's..... Wayne State (2016)

Coaching Career

Assistant Coach
 Wayne State (2014-15).....60-42-1 (.587)
 Chipola College (2016-17).....94-25 (.790)
 Michigan (2018).....33-21 (.611)
TCU (2019-present)..... **168-87 (.659)**
Totals..... **355-185-1 (.657)**

Year By Year

Year	Overall	Conf.	Postseason
2014	36-17	22-9	NCAA DII Tourney
2015	24-25-1	16-15-1	—
2016	43-16	17-3	Region 8 Tourney
2017	51-9	20-4	NJCAA National Champs
2018	33-21	15-8	—
2019	34-28	11-13	NCAA Regionals
2020	11-4	—	—
2021	41-19	17-17	NCAA Regionals
2022	38-22	16-8	NCAA Regionals
2023	44-24	13-11	College World Series





ASSISTANT COACH DAVE LAWN 1ST SEASON

TCU baseball head coach Kirk Saarloos has announced the addition of Dave Lawn to the coaching staff. The longtime college baseball coach will serve as the pitching coach.

Lawn makes his way to Fort Worth after spending the last eight years at Arizona. In his time with the Wildcats, he worked under two head coaches. Under current head coach Chip Hale, Lawn served as the associate head coach for the last two seasons.

A veteran coach among the college ranks, Lawn has 37 years of coaching experience dating back to his first job as the pitching coach at Contra Costa College in 1986. He spent two seasons with the Comets before moving on to be the graduate assistant at Nevada in 1988. After two seasons with the Wolf Pack and before heading to Cal, Lawn coached the Cape Cod League's Brewster Whitecaps to its first-ever championship in the summer of 2000.

Lawn went on to spend 10 seasons at Cal (1991-00), seven at USC (2001-07) and two more at Nevada (1989-90, 2014-15). Additionally, Lawn spent part of the 2013 season as Director of Player Development at Cal State Fullerton. He made his way to Tucson and the Wildcats in 2015. From 2007-11, Lawn was the head coach at Servite High School in Anaheim, Calif.

Under Lawn's guidance, 42 players have gone on to play Major League Baseball, including Mark Prior, the 2001 Golden Spikes Award winner from USC. Lawn's teams have four times earned trips to the College World Series, six times played in the NCAA Super Regionals and 12 times earned NCAA Regional berths. Additionally, his clubs have won three Pac-12 Championships, one Big West title and one Mountain West regular season championship.

Lawn has mentored 35 All-Americans and 61 all-conference selections. Among them, four were named conference Pitchers of the Year, three conference Players of the Year, three conference Freshmen of the Year, one USA Baseball Golden Spikes Award winner and one National Freshman of the Year. Sixteen players have earned a spot on a USA Baseball National Team roster. He has produced 98 draft picks, including five first round selections.

While at Arizona, the Wildcats posted a 280-165 (.629) record. In five of his eight seasons at Arizona, Lawn served as the pitching coach. He mentored five all-conference performers and one All-American. Thirteen Wildcat pitchers have been selected in the MLB Draft, including seven in the first 10 rounds.

Prior to Arizona, Lawn spent two seasons at Nevada. He helped to guide the Wolf Pack to a 72-42 record. In 2015, Nevada posted a 41-15 record and captured the school's first-ever Mountain West title with a 22-6 mark in league play. The Wolf Pack was ranked in the top 25 for much of the. The 41 overall wins ranked second in program history.

Under his tutelage, Nevada pitchers claimed numerous high-profile awards in 2015, as Trenton Brooks was named Mountain West Tony Gwynn Player of the Year, Christian Stolo was named the MW Pitcher of the Year, while Cal Stevenson was named MW Co-Freshman of the Year and earned a spot on Louisville Slugger's freshman All-America team.

In Lawn's first season as Nevada's full-time pitching coach, the Wolf Pack posted a 31-win season with a 17-6 record at home and a third place finish in the Mountain West Tournament. Five members of the team earned all-conference accolades.

Prior to his return to Nevada, Lawn spent seven seasons at Southern California, serving as the Trojans' pitching coach and recruiting coordinator. He coached two Pac-12 Pitchers of the Year in Prior and Ian Kennedy (Drafted by Yankees in 2006). USC reached the 2001 College World Series, advanced to three Super Regionals and won the Pac-12 championship in 2001 and 2002 during Lawn's tenure. In 2001, USC pitcher Rik Currier set the Pac-12 record for career strikeouts, which would later be broken by Tim Lincecum.

Before arriving in Southern California, Lawn spent 10 years in the Bay Area, serving as California's pitching coach and recruiting coordinator for five seasons before being promoted to associate head coach for the remaining five years. In Lawn's first season with Cal in 1991, the Golden Bears went 37-27 after posting just 18 wins the year prior. The following year, Lawn helped take Cal to the College World Series. One of Lawn's Cal pitchers - LHP Nate Brown - led the nation in strikeouts per nine innings in 1993. In 1994, Cal's Bobby Kahlon was named Pac-12 Pitcher of the Year under Lawn's guidance. Lawn also helped bring a pair of top 30 recruiting classes to Cal, including freshman All-American Xavier Nady, a first round MLB draft pick.

Lawn served as the Director of Athletics at JSerra Catholic High School in San Juan Capistrano, Calif. He also spent four seasons as the head baseball coach at Servite High School in Anaheim, Calif., from 2007-11, where 12 of his players earned Division I scholarships.

Lawn received his Bachelor's degree in political science from San Francisco State in 1987 and pitched one year at UC Santa Barbara before suffering a career-ending arm injury. He was the team captain of the 1986 team at UCSB that won the Pacific Coast Athletic Association championship. He was also drafted twice professionally in 1984 by the Minnesota Twins in the second round and by the Texas Rangers in the third round of the secondary draft.

Dave and his wife Stacey have three children; Mackenzie, Michael and Matthew.

The Lawn File

Hometown:

Alma Mater: San Francisco State

Wife: Stacey

Children: Mackenzie, Michael, and Matthew

Coaching Career

Assistant Coach

Nevada (1989-90; 2014-15) 133-92 (.591)

California (1991-00) 278-303 (.479)

USC (2001-07) 227-187 (.548)

Arizona (2016-22) 280-175 (.615)

TCU (2023-Present) **N/A**

Totals **918-757 (.549)**

Year By Year

Year	Overall	Conf.	Postseason
1989	30-28	12-12	—
1990	31-22	15-14	—
1991	37-27	14-16	NCAA Regionals
1992	35-28	14-16	College World Series
1993	27-30	13-17	—
1994	25-35	12-18	—
1995	32-25	18-12	NCAA Regionals
1996	27-29	10-20	—
1997	21-38	4-26	—
1998	22-32	5-24	—
1999	27-31	11-13	—
2000	25-28	11-13	—
2001	45-19	18-6	College World Series
2002	37-24	17-7	NCAA Super Regionals
2003	28-28	11-13	—
2004	24-32	10-14	—
2005	41-22	15-9	NCAA Super Regionals
2006	25-33	11-13	—
2007	27-29	8-16	—
2014	31-27	15-15	—
2015	41-15	22-7	—
2016	49-24	16-14	National Runner-Up
2017	38-31	16-14	NCAA Regionals
2018	34-22	14-16	—
2019	32-24	15-14	—
2020	10-5	—	—
2021	45-18	21-9	College World Series
2022	39-25	16-14	NCAA Regionals
2023	33-26	12-18	NCAA Regionals



STUDENT ASSIST. COACH BRIAN HOWARD
48 **1ST SEASON**

TCU head coach Kirk Saarloos announced the addition of Brian Howard to the staff in August. He will serve as a student assistant on the coaching staff while completing his undergraduate degree.

Howard was a member of the team for its four-year run to Omaha from 2014-17. He put together a stellar career in the Purple and White and ultimately joined the Oakland A's organization as an eighth-round selection in 2017.

The right-handed pitcher made 40 starts as part of 62 career appearances during his time at TCU. He compiled a 26-5 record and posted a 3.46 ERA in 262 2/3 innings pitched. He racked up 266 strikeouts and limited opponents to a .226 average.

In his time at TCU, Howard was a 2017 Honorable Mention All-Big 12 performer in addition to earning spots on two Big 12 Championship all-tournament squads (2016, 2017). He was voted to the 2016 NCAA Fort Worth All-Regional Team and the 2016 Shriner's Hospital for Children College Classic All-Tournament squad. At the conclusion of his junior season, he was a 17th round draft pick by the Houston Astros, but elected to return for his senior season.

Howard went on to spend six seasons in the minors, starting 80 games as part of 148 career appearances. He boasted a 36-26 career record and fanned 491 batters in 521.0 innings pitched. He reached AAA in 2019, 2021 and 2022 and earned an invite to spring training three times.

Howard is a native of St. Louis, Mo.

The Howard File

Hometown St. Louis, Mo.
College TCU (2014-17)
Draft Oakland As (8th round, 2017)

Year By Year

Year	Overall	Conf.	Postseason
2014	48-18	17-7	College World Series
2015	51-15	18-5	College World Series
2016	49-18	15-9	College World Series
2017	50-18	16-8	College World Series

Playing Career

Year	Team	Level
2017	Vermont	Short Season
2018	Midland	AA
2018	Stockton	Class A Advanced
2019	Las Vegas	AAA
2019	Midland	AA
2021	Las Vegas	AAA
2022	Las Vegas	AAA
2023	Midland	AA



STUDENT ASSIST. COACH EVAN SKOUG
45 **1ST SEASON**

TCU head coach Kirk Saarloos announced the addition of Evan Skoug to the staff in August. He will serve as a student assistant on the coaching staff while completing his undergraduate degree.

Skoug, a 2017 All-American and a three-time all-Big 12 performer, spent three years at TCU from 2015-17. At the conclusion of his collegiate career, Skoug was a seventh-round draft pick of the Chicago White Sox.

In his time at TCU, Skoug started 198 games and appeared in 199. A career .286 hitter, the catcher totaled 219 hits, including 47 doubles, one triple and 36 home runs. He saved his best season for the last. He was one of 15 NCAA athletes and the first Horned Frog since 1997 to hit 20 home runs in a season while his 71 RBIs were tied for the fifth-most in program history.

Skoug's professional career spanned six seasons and 334 games played. Over the course of his career, he hit 50 doubles, eight triples and 36 home runs while driving in 124. He earned an invite to spring training this past season and reached AAA in two seasons (2021, 2023).

Skoug is a native of Libertyville, Ill. and resides in Fort Worth with his wife Kelcee.

The Skoug File


Hometown Libertyville, Ill.
College TCU (2015-17)
Draft Chicago White Sox (7th round, 2017)
Wife Kelcee

Year By Year

Year	Overall	Conf.	Postseason
2015	51-15	18-5	College World Series
2016	49-18	15-9	College World Series
2017	50-18	16-8	College World Series

Playing Career

Year	Team	Level
2017	Kannapolis	Class A
2017	White Sox	Rookie
2018	Kannapolis	Class A
2019	Winston-Salem	Class A Advanced
2019	Kannapolis	Class A
2021	Charlotte	AAA
2021	Winston-Salem	Class A Advanced
2022	Birmingham	AA
2023	Charlotte	AAA



**ASSOCIATE AD FOR BASEBALL OPS
MEREDITH MONTGOMERY**

Montgomery enters her 15th season as the Director of Baseball Operations. She is responsible for all the administrative aspects of the program, including travel, meals and accommodations. She is also responsible for handling the Diamond Club and overseeing the First Pitch Party. Along with that, she serves as the Community Service director and the liaison between umpires and the visiting teams.

In addition to her duties within the baseball program, Montgomery has become an integral part of the athletic staff. She recently graduated from the Master Leaders Program in addition to serving on staff assembly for the last four years. In the summer of 2020, she took on a leadership role in the Diversity, Equality and Inclusion program.

A native of Olney, Texas, Montgomery spent four years working in the media relations department while obtaining her undergraduate degree. In her time with the department, Montgomery assisted at all home events, including football, basketball and baseball.

As a student at TCU, Montgomery was very involved in all aspects of campus life. She was a three-year member of the Diamond Darlings as well as being a member of Alpha Chi Omega. She served a year on the executive board before spending her senior year as president of the sorority.

A stand-out in the classroom, Montgomery is a member of the Order of Omega, the Greek Honors Society.

Montgomery has been involved in baseball in some capacity since high school. She kept stats for her high school team before joining the media relations department at TCU as a freshman where she assisted with game day operations for football, basketball and baseball.

In the summer of 2006, Montgomery interned with the Texas Collegiate League's Graham Roughnecks. Her duties with Roughnecks included preparing the game script, on-field promotions and arranging community service appearances.

The following summer, Montgomery interned with the Texas Collegiate League. She was responsible for coordinating bus travel, scheduling promotions and helping with on-field promotions. She also represented the league through on-site visitations as well as running the All-Star Game promotions.

A 2009 graduate of TCU, Montgomery received her Bachelor of Science in Education with an emphasis in Middle School Math. She completed her master's in middle school education. Her sister, Megan, is also a graduate of TCU.

The Montgomery File

Hometown Olney, Texas
College TCU (2009)
 Education - Middle School Math
Master's Degree Middle School Education

Career

Director of Baseball Operations
TCU (2010-present) **532-249 (.681)**
Totals..... **532-249 (.681)**

Year By Year

Year	Overall	Conf.	Postseason
2010	54-14	19-5	College World Series
2011	43-19	20-3	NCAA Regional
2012	40-22	18-6	NCAA Super Regional
2013	29-28	12-12	-
2014	48-18	17-7	College World Series
2015	51-15	18-5	College World Series
2016	49-18	15-9	College World Series
2017	50-18	16-8	College World Series
2018	33-23	10-13	-
2019	34-28	11-13	NCAA Regionals
2020	11-4	-	-
2021	41-19	17-7	NCAA Regionals
2022	38-22	16-8	NCAA Regionals
2023	44-24	13-11	College World Series



DIRECTOR OF BASEBALL OPERATIONS COOPER SHOLDER

Cooper Sholder was named the Director of Baseball Operations in the summer of 2021. He remains with the baseball program in his new role after serving as the Equipment Coordinator for baseball and rifle since 2015. He began his TCU career as a graduate assistant before moving into a fulltime role in 2017.

Sholder attended San Diego State University where he served as a student manager for the baseball team for three years before taking on the role of Director of Baseball Operations as well as the Manager duties for his final two years of college.

In his role as the equipment manager, Sholder helped with day-to-day operations where tasks include, but were not limited to, laundry services, practice set up and break down, bullpen management, various game day operations and in-game duties. He also served as the lead contact when it comes to procurement of product from Wilson/DeMarini/EvoShield as well as being a part of the Nike Test Footwear program. Additionally, he traveled with the team on all road trips to handle equipment operations as well as other in-game tasks. During home competitions, Sholder was charged with handling all bat testing protocols, game charting as well as serving as a liaison for the visiting team and umpires. TCU has participated in four of the last five postseasons and advanced to the College World Series twice.

In his time with the rifle, the program has been selected to four straight NCAA Championships. The was the 2019 NCAA National Champions and finished runner-up in 2018 and 2021.

A December 2014 graduate of San Diego State, Sholder received his Athletic Equipment Manager Certification in 2020.

Cooper and his wife, Taylor, reside in Fort Worth with their daughter, Lennon.

The Sholder File

Hometown Laguna Niguel, California
College San Diego State (2014)
Masters TCU (2017)
Wife Taylor
Children Lennon

Career

Equipment Manager/Director of Ops
TCU (2015-present) 351-171 (.672)
Totals..... 351-171 (.672)

Year By Year

Year	Overall	Conf.	Postseason
2015	51-15	18-5	College World Series
2016	49-18	15-9	College World Series
2017	50-18	16-8	College World Series
2018	33-23	10-13	—
2019	34-28	11-13	NCAA Regionals
2020	11-4	—	—
2021	41-19	17-7	NCAA Regionals
2022	38-22	16-8	NCAA Regionals
2023	44-24	13-11	College World Series



ASSISTANT A.D. - SPORTS PERFORMANCE ZACH DECHANT

Zach Dechant arrived at TCU in 2008 and is the current Assistant Athletic Director of Human Performance. He oversees the development of Baseball. Alongside those priorities, he also handles the development and implementation of the TCU Sports Performance Internship Program that has been in place for over 15 years. Over that time the internship program has encompassed 40+ semesters and 250+ intern coaches that have moved on to all levels of professional, collegiate, high school, and

private strength and conditioning.

During baseball off-seasons, Coach Dechant trains a group of 30+ current MLB / MiLB Frogs. The pro Frogs spend four months back on campus training for the upcoming season.

Previous experience to TCU includes two seasons with the Los Angeles Angels of Anaheim, two years at Missouri State University, as well as time spent with the University of Washington as an intern.

Zach graduated with a Bachelor's Degree in Health and Wellness from Missouri State University in 2003. He is certified through the CSCCA, NSCA, FMS-1 and the USAW.

Zach and his wife Kelsey, have two children, Noah and Beau.

The Dechant File

Hometown Ransom, Kan.
College Missouri State (2003)
Masters Missouri State (2006)
Wife Kelsey
Children Noah, Beau

Year By Year

Year	Overall	Conf.	Postseason
2008	44-19	19-5	NCAA Regional
2009	40-18	15-5	NCAA Super Regional
2010	54-14	19-5	College World Series
2011	43-19	20-3	NCAA Regional
2012	40-22	18-6	NCAA Super Regional
2013	29-28	12-12	—
2014	48-18	17-7	College World Series
2015	51-15	18-5	College World Series
2016	49-18	15-9	College World Series
2017	50-18	16-8	College World Series
2018	33-23	10-13	—
2019	34-28	11-13	NCAA Regionals
2020	11-4	—	—
2021	41-19	17-7	NCAA Regionals
2022	38-22	16-8	NCAA Regionals
2023	44-24	13-11	College World Series



**DIRECTOR OF PLAYER PERSONNEL
COLTON LOVELACE**

Colton Lovelace joined the TCU baseball staff in September of 2023. He will serve as the program's Director of Player Personnel.

Lovelace joins the staff after spending the last three seasons at Oklahoma State. He first joined the Cowboy staff as a graduate assistant in January of 2021. His primary responsibilities focused on analytics utilizing BATS!, Rapsodo, Edgertronic and HitTrax. Additionally, he was a key component in creating advanced scouting reports on upcoming opponents.

He was promoted to Director of Video and Analytics in July 2022. In addition to his analytics duties, Lovelace served as a liaison to all 30 Major League Baseball teams.

Prior to his time at Oklahoma State, Lovelace served as a Development Intern with USA Baseball. While with USA Baseball, he worked in advanced analytics utilizing the Synergy, Trackman, Rapsodo, Diamond Kinetics and Edgertronic technologies.

Lovelace, a 2020 graduate of Kansas with a degree in Sport Management, was a student manager within the Kansas baseball program. He got his start in analytics while working with the Jayhawk program in addition to his practice preparation duties.

He earned a Certificate of Completion for the Udemy Course "Baseball Database Queries" and has more than five years of experience with various baseball analytics programs.

The Lovelace File

HometownKeller, Texas
 CollegeKansas (2020)
 Master's.....Oklahoma State (2022)

Career

Oklahoma St. (2021-23).... 119-61-1 (.660)
 Totals..... 119-61-1 (.660)

Year By Year

Year	Overall	Conf.	Postseason
2021	36-19-1	12-12	NCAA Regional
2022	42-22	15-9	NCAA Regional
2023	41-20	15-9	NCAA Regional

BASEBALL SUPPORT STAFF



SEAN CONNER
Associate AD
Ticket Services



BRAD ANDREWS
Assistant Director -
Equipment Services



BRANDIE DAVIDSON
Assistant Director -
Athletics Communications



JESSICA HYLANDER
Assistant AD -
Sports Nutrition



ALLISON REID
Assistant Director -
Athletics Marketing



TAYLOR SMITH
Director -
Creative Services



DALLAS THOMAS
Academic Advisor -
Baseball

BASEBALL STUDENT SUPPORT STAFF



JACK BENDER
Student
Manager



ZACH CAMPBELL
Student
Manager



BRENDAN CHAMBERS
Student
Manager



OWEN CRAVENS
Student
Manager



NICOLAS HERNANDEZ
Student
Manager



TRACE HUFFMAN
Student
Manager



JUSTIN LISERIO
Strength &
Conditioning Intern



DREW MULLER
Student
Manager



JOSH ROEMEN
Student
Athletic Trainer



CHASE ROSEN
Student
Manager



ADALIA SALDANA
Student
Manager



STONE WILLIAMSON
Student
Manager



GRACE ZAWADZKI
Student
Manager

2023 FINAL RESULTS

OVERALL: 44-24 • HOME: 23-11 • AWAY: 10-9 • NEUTRAL: 11-4 • BIG 12: 13-11

DATE	OPPONENT	SCORE	R-H-E	R-H-E	INNS	OVERALL	BIG 12	PITCHER OF RECORD	ATTEND.	TIME
Feb. 17	vs. #10 Vanderbilt [^]	W 11-4	11-12-0	4-5-0	9	1-0-0	0-0-0	Luke Savage (W 1-0)	15,721	3:09
Feb. 18	vs. #8 Arkansas [^]	W 18-6	18-19-2	6-9-0	9	2-0-0	0-0-0	Kole Klecker (W 1-0)	20,295	4:00
Feb. 19	vs. Missouri [^]	8-9 L	8-9-4	9-17-1	(10)	2-1-0	0-0-0	Garrett Wright (L 0-1)	16,100	4:06
Feb. 22	UT Arlington	W 7-3	7-11-2	3-8-1	9	3-1-0	0-0-0	Louis Rodriguez (W 1-0)	3,897	3:10
Feb. 24	Florida State	1-10 L	1-2-1	10-11-1	9	3-2-0	0-0-0	Ryan Vanderhei (L 0-1)	4,902	2:52
Feb. 25	Florida State	8-10 L	8-13-3	10-13-1	9	3-3-0	0-0-0	Luke Savage (L 1-1)	4,090	3:16
Feb. 26	Florida State	W 3-2	3-8-2	2-1-3	9	4-3-0	0-0-0	Kole Klecker (W 2-0)	4,176	2:52
Feb. 28	at DBU	W 4-1	4-7-1	1-3-1	(12)	5-3-0	0-0-0	Ben Abeldt (W 1-0)	1,737	3:36
March 3	vs. Michigan!	W 6-0	6-6-0	0-4-1	9	6-3-0	0-0-0	Ryan Vanderhei (W 1-1)	1,250	2:32
March 4	vs. #14 Louisville!	2-3 L	2-4-1	3-13-1	9	6-4-0	0-0-0	Kole Klecker (L 2-1)	14,005	2:38
March 5	vs. Rice!	W 7-0	7-9-1	0-4-1	9	7-4-0	0-0-0	Cam Brown (W 1-0)	9,543	2:29
March 7	UT Arlington	7-8 L	7-13-1	8-11-2	9	7-5-0	0-0-0	Braeden Sloan (L 0-1)	3,832	2:54
March 10	San Diego	2-14 L	2-7-1	14-14-1	9	7-6-0	0-0-0	Ryan Vanderhei (L 1-2)	3,847	3:07
March 11	San Diego	W 3-1	3-8-2	1-3-0	9	8-6-0	0-0-0	Kole Klecker (W 3-1)	3,791	2:18
March 12	San Diego	W 5-4	5-10-1	4-6-1	9	9-6-0	0-0-0	Sam Stoutenborough (W 1-0)	4,034	2:55
March 14	at Texas State	4-8 L	4-7-0	8-11-0	9	9-7-0	0-0-0	Braeden Sloan (L 0-2)	2,486	2:46
March 17	at Oklahoma*	W 13-5	13-15-0	5-9-0	9	10-7-0	1-0-0	Ryan Vanderhei (W 2-2)	1,591	3:40
March 18	at Oklahoma*	1-3 L	1-2-0	3-4-1	9	10-8-0	1-1-0	Kole Klecker (L 3-2)	1,704	2:48
March 19	at Oklahoma*	5-7 L	5-7-3	7-11-3	9	10-9-0	1-2-0	Ben Abeldt (L 1-1)	1,479	3:24
March 21	Abilene Christian	W 7-0	7-9-0	0-3-4	9	11-9-0	1-2-0	Chase Hoover (W 1-0)	3,487	2:32
March 22	Northwestern	W 9-2	9-10-0	2-4-2	9	12-9-0	1-2-0	Braeden Sloan (W 1-2)	3,686	2:42
March 24	Kansas*	W 8-6	8-15-0	6-9-1	9	13-9-0	2-2-0	Garrett Wright (W 1-1)	4,190	3:06
March 25	Kansas*	W 18-5	18-9-1	5-11-4	9	14-9-0	3-2-0	Kole Klecker (W 4-2)	4,918	3:19
March 26	Kansas*	W 14-0	14-12-0	0-2-0	7	15-9-0	4-2-0	Cam Brown (W 2-0)	2,243	2:10
March 28	at UT Arlington	W 14-3	14-14-0	3-6-1	9	16-9-0	4-2-0	Braeden Sloan (W 2-2)	598	2:53
March 31	at #22 Texas Tech*	16-20 L	16-13-2	20-20-5	9	16-10-0	4-3-0	Ben Abeldt (L 1-2)	4,411	3:50
April 1	at #22 Texas Tech*	W 10-7	10-13-0	7-10-0	9	17-10-0	5-3-0	Kole Klecker (W 5-2)	4,432	3:14
April 2	at #22 Texas Tech*	5-10 L	5-5-1	10-15-2	9	17-11-0	5-4-0	Cam Brown (L 2-1)	4,432	3:35
April 4	at Tarleton State	W 9-8	9-8-1	8-12-2	9	18-11-0	5-4-0	Ryan Vanderhei (W 3-2)	1,008	3:47
April 6	#16 Oklahoma State*	6-7 L	6-11-0	7-9-3	9	18-12-0	5-5-0	Chase Hoover (L 1-1)	3,728	3:20
April 7	#16 Oklahoma State*	W 7-3	7-9-0	3-5-1	9	19-12-0	6-5-0	Kole Klecker (W 6-2)	3,996	2:53
April 8	#16 Oklahoma State*	W 12-5	12-9-0	5-5-1	9	20-12-0	7-5-0	Garrett Wright (W 2-1)	4,835	3:25
April 11	at Abilene Christian	W 7-5	7-9-0	5-11-2	9	21-12-0	7-5-0	River Ridings (W 1-0)	1,261	3:12
April 14	UNC Wilmington	6-14 L	6-7-1	14-17-2	9	21-13-0	7-5-0	Ryan Vanderhei (L 3-3)	3,720	3:23
April 15	UNC Wilmington	W 17-5	17-14-2	5-5-0	9	22-13-0	7-5-0	Kole Klecker (W 7-2)	4,084	3:12
April 16	UNC Wilmington	6-12 L	6-4-1	12-11-2	9	22-14-0	7-5-0	Cam Brown (L 2-2)	3,834	3:02
April 18	Lamar	6-9 L	6-11-2	9-13-2	9	22-15-0	7-5-0	Braeden Sloan (L 2-3)	3,455	3:18
April 21	at West Virginia*	4-5 L	4-8-0	5-6-2	9	22-16-0	7-6-0	Kole Klecker (L 7-3)	3,441	2:52
April 22	at West Virginia*	4-7 L	4-11-1	7-8-1	9	22-17-0	7-7-0	Luke Savage (L 0-2)	3,290	2:45
April 23	at West Virginia*	7-17 L	7-7-2	17-13-0	7	22-18-0	7-8-0	Ben Abeldt (L 1-3)	2,421	3:22
April 25	#19 DBU	W 8-5	8-10-2	5-6-0	9	23-18-0	7-8-0	Ryan Vanderhei (W 4-3)	3,629	2:47
April 29	Texas*	4-8 L	4-6-0	8-11-1	9	23-19-0	7-9-0	Kole Klecker (L 7-4)	5,166	2:55
April 30	Texas*	2-3 L	2-7-1	3-5-0	9	23-20-0	7-10-0	Luke Savage (L 1-3)	5,047	2:29
May 1	Texas*	W 15-7	15-19-1	7-12-0	9	24-20-0	8-10-0	Cohen Feser (W 1-0)	3,982	3:32
May 2	UTRGV	W 14-4	14-12-0	4-7-2	7	25-20-0	8-10-0	Nolan Traeger (W 1-0)	3,458	2:48
May 5	#24 Cal State Fullerton	1-2 L	1-8-1	2-6-1	9	25-21-0	8-10-0	Louis Rodriguez (L 1-1)	4,202	2:36
May 6	#24 Cal State Fullerton	W 13-4	13-19-2	4-8-0	9	26-21-0	8-10-0	Luke Savage (W 2-3)	3,746	3:25
May 7	#24 Cal State Fullerton	W 6-1	6-10-2	1-5-0	9	27-21-0	8-10-0	Cam Brown (W 3-2)	3,851	2:48
May 12	Baylor*	W 5-1	5-8-0	1-4-2	9	28-21-0	9-10-0	Louis Rodriguez (W 2-1)	3,892	3:00
May 13	Baylor*	W 2-1	2-6-0	1-4-0	9	29-21-0	10-10-0	Kole Klecker (W 8-4)	4,112	2:39
May 14	Baylor*	W 10-4	10-14-1	4-12-1	9	30-21-0	11-10-0	Sam Stoutenborough (W 2-0)	3,641	3:23
May 16	Texas State	W 8-2	8-8-0	2-8-1	9	31-21-0	11-10-0	Hunter Hodges (W 1-0)	4,467	3:04
May 18	at Kansas State*	6-7 L	6-12-0	7-8-0	9	31-22-0	11-11-0	Garrett Wright (L 2-2)	1,980	2:08
May 19	at Kansas State*	W 8-1	8-12-0	1-4-0	9	32-22-0	12-11-0	Kole Klecker (W 9-4)	2,344	3:00
May 20	at Kansas State*	W 4-3	4-10-0	3-7-1	9	33-22-0	13-11-0	Sam Stoutenborough (W 3-0)	2,344	2:21
May 24	vs. Kansas State#	W 16-3	16-17-1	3-3-3	7	34-22-0	13-11-0	Jax Traeger (W 1-0)	0	2:36
May 25	vs. Kansas#	W 14-4	14-19-0	4-9-2	8	35-22-0	13-11-0	Luke Savage (W 3-3)	0	2:57
May 27	vs. Kansas State#	W 6-3	6-3-0	3-12-3	9	36-22-0	13-11-0	Ben Abeldt (W 2-3)	13,532	2:38
May 28	vs. #18 Oklahoma State#	W 12-5	12-16-0	5-7-0	9	37-22-0	13-11-0	Luke Savage (W 3-3)	14,673	3:21
June 2	vs. Arizona&	W 12-4	12-17-0	4-7-3	9	38-22-0	13-11-0	Luke Savage (W 5-3)	10,348	2:54
June 4	at #3 Arkansas&	W 20-5	20-21-0	5-10-0	9	39-22-0	13-11-0	Sam Stoutenborough (W 4-0)	11,121	2:38
June 5	at #3 Arkansas&	W 12-4	12-12-0	4-3-1	9	40-22-0	13-11-0	Ben Abeldt (W 3-3)	10,475	2:57
June 9	#14 Indiana State%	W 4-1	4-7-0	1-4-0	9	41-22-0	13-11-0	Kole Klecker (W 10-4)	8,812	2:21
June 10	#14 Indiana State%	W 6-4	6-6-0	4-10-2	9	42-22-0	13-11-0	Sam Stoutenborough (W 5-0)	8,994	2:57
June 16	vs. Oral Roberts+	5-6 L	5-8-2	6-11-1	9	42-23-0	13-11-0	Luke Savage (L 5-4)	24,134	3:14
June 18	vs. #7 Virginia+	W 4-3	4-12-1	3-5-0	9	43-23-0	13-11-0	Garrett Wright (W 3-2)	24,479	3:08
June 20	vs. Oral Roberts+	W 6-1	6-11-0	1-7-0	9	44-23-0	13-11-0	Luke Savage (W 6-4)	23,496	3:30
June 21	vs. #2 Florida+	2-3 L	2-6-0	3-10-0	9	44-24-0	13-11-0	Ben Abeldt (L 3-4)	23,889	2:50

[^] - Higginbotham College Baseball Showdown - Arlington, Texas

! - Houston College Classic - Houston, Texas

- Phillips 66 Big 12 Championship - Arlington, Texas

& - NCAA Fayetteville Regional

% - NCAA Fort Worth Super Regional

+ - College World Series (Charles Schwab Field)

	ATTENDANCE			
	Dates	Total	Avg.	High
Home	25	102,774	4,110	6,280 vs. Texas Tech
Away	21	72,723	3,463	4,482 at Texas
Neutral	12	47,683	3,973	7,178 vs. Oklahoma State
Totals	58	176,241	2,987	

2023 FINAL STATISTICS

HITTING STATISTICS

Player	Avg.	GP-GS	AB	R	H	2B	3B	HR	RBI	TB	SLG%	BB	HBP	SO	GDP	OB%	SF	SH	SB-AT
Cole Fontenelle	.352	65-63	233	66	82	21	2	14	58	149	.639	45	12	50	6	.473	4	0	20-25
Karson Bowen	.350	56-55	217	49	76	15	0	6	46	109	.502	25	4	49	4	.420	4	1	9-11
Anthony Silva	.330	61-61	227	53	75	11	0	7	50	107	.471	23	11	33	4	.416	1	2	17-19
Tre Richardson	.311	68-68	270	58	84	16	2	6	60	122	.452	28	11	50	2	.392	5	7	25-29
Brayden Taylor	.308	67-67	260	77	80	15	0	23	70	164	.631	54	4	60	1	.430	3	0	14-14
Elijah Nunez	.289	63-62	239	59	69	17	2	3	36	99	.414	36	9	60	1	.400	1	4	20-22
Austin Davis	.283	68-68	247	48	70	19	0	9	57	116	.470	35	7	47	2	.377	8	6	22-27
Luke Boyers	.231	58-46	173	42	40	7	1	7	27	70	.405	38	11	63	1	.401	0	3	7-8
Logan Maxwell	.300	38-33	100	20	30	6	2	2	18	46	.460	14	7	23	1	.418	1	6	4-5
Kurtis Byrne	.285	50-47	193	34	55	9	0	10	48	94	.487	14	5	34	6	.343	4	0	0-0
Owen Blackledge	.250	5-0	4	0	1	1	0	0	1	2	.500	1	0	3	0	.333	1	0	0-0
Jake Duer	.231	7-4	13	2	3	0	0	0	1	3	.231	1	1	6	1	.333	0	0	0-0
David Bishop	.214	35-30	117	20	25	5	1	2	17	38	.325	16	1	43	3	.311	1	0	3-3
Brody Green	.125	16-2	16	2	2	1	0	0	2	3	.188	1	1	7	1	.222	0	0	0-0
Fisher Ingersoll	.083	8-6	12	2	1	0	0	0	2	1	.083	4	0	6	0	.294	1	0	0-1
Mason Speaker	.000	1-0	1	0	0	0	0	0	0	0	.000	0	0	0	0	.000	0	0	0-0

Totals	.298	68-68	2322	532	693	143	10	89	493	1123	.484	335	84	534	33	.401	34	29	141-164
Opponents	.244	68-68	2280	347	557	93	13	72	323	892	.391	269	62	573	36	.338	17	14	52-72

LOB - Team (535), Opp (498). **DPs turned** - Team (53), Opp (46). **TPs turned** - Team (0), Opp (1). **CI** - Team (1), Byrne (1), IBB - Team (9), Taylor (6), Bowen (1), Davis (1), Fontenelle (1), Opp (3). **Picked off** - Fontenelle (3), Silva (2), Richardson (2), Bowen (1), Nunez (1), Maxwell (1).

PITCHING STATISTICS

Player	ERA	W-L	App.	GS	CG	SO/CB	SV	IP	H	R	ER	BB	SO	2B	3B	HR	AB	B/Avg.	WP	HBP	BK	SF	SH
Kole Klecker	3.72	10-4	19	17	0	0/0	0	96.2	78	42	40	30	72	19	2	17	361	.216	3	7	1	2	1
Sam Stoutenborough	4.35	5-0	21	10	0	0/0	0	70.1	73	41	34	18	58	11	1	8	280	.261	3	4	0	2	1
Cohen Feser	2.56	1-0	20	0	0	0/1	1	31.2	26	10	9	8	28	3	0	2	115	.226	1	0	2	1	0
Hunter Hodges	2.57	1-0	13	0	0	0/0	0	14.0	12	4	4	9	14	1	0	2	48	.250	3	0	1	2	0
Garrett Wright	3.41	3-2	21	0	0	0/0	5	29.0	17	11	11	16	36	2	0	1	100	.170	8	1	0	1	2
Luke Savage	3.43	6-4	18	1	0	0/1	2	39.1	33	17	15	15	27	2	0	5	146	.226	3	2	0	0	1
Ben Abeldt	3.60	3-4	32	1	0	0/0	2	55.0	49	34	22	24	71	9	1	5	207	.237	3	10	0	1	1
Louis Rodriguez	4.53	2-1	17	5	0	0/1	3	47.2	50	26	24	12	49	6	3	4	189	.265	2	8	0	1	0
Jax Traeger	4.63	2-0	7	0	0	0/0	0	11.2	14	6	6	6	12	3	0	1	47	.298	2	0	0	1	0
Chase Hoover	5.14	1-1	13	4	0	0/1	0	35.0	33	21	20	26	34	7	0	6	132	.250	4	2	0	0	1
Cam Brown	5.20	3-2	16	12	1	1/1	0	55.1	40	35	32	40	62	8	2	5	200	.200	7	10	0	2	2
River Ridings	5.91	1-0	15	0	0	0/0	0	10.2	12	7	7	11	12	3	0	1	44	.273	4	2	1	0	1
Mason Speaker	6.46	0-0	14	0	0	0/0	0	15.1	18	15	11	9	17	1	0	2	60	.300	0	3	0	2	0
Braeden Sloan	6.63	2-3	11	10	0	0/0	0	38.0	44	30	28	14	28	4	1	4	152	.289	1	4	1	0	3
Ryan Vanderhei	6.75	4-3	13	8	0	0/1	0	42.2	44	34	32	25	43	10	2	7	167	.263	5	9	0	1	1
Justin Hackett	11.37	0-0	6	0	0	0/0	0	6.1	12	8	8	1	9	3	0	2	28	.429	4	0	0	1	0
Calvin Marley	81.00	0-0	3	0	0	0/0	0	0.2	2	6	6	5	1	1	1	0	4	.500	2	0	0	0	0

Totals	4.64	44-24	68	68	1	4/3	13	599.1	557	347	309	269	573	93	13	72	2280	.244	55	62	6	17	14
Opponents	7.48	24-44	68	68	0	0/0	14	579.0	693	532	481	335	534	143	10	89	2322	.298	68	84	10	34	29

PB - Team (3), Bowen (3), Opp (16). **Pickoffs** - Team (2), Bowen (2), Opp (10). **SBA/ATT** - Bowen (36-49), Byrne (16-22), Stoutenborough (7-9), Brown (5-8), Abeldt (4-8), Speaker (6-7), Vanderhei (6-7), Ridings (4-6), Wright (5-6), Sloan (4-6), Klecker (3-4), Hodges (3-3), Feser (0-3), Hoover (2-2), Rodriguez (2-2), Savage (1-1).

FIELDING STATISTICS

Player	C	PO	A	E	FLD%	DPs	SBA	CS	SBA%	Player	C	PO	A	E	FLD%	DPs	SBA	CS	SBA%
Austin Davis	130	127	3	0	1.000	0	0	0	---	Tre Richardson	300	117	178	5	.983	34	0	0	---
Logan Maxwell	47	47	0	0	1.000	0	0	0	---	David Bishop	178	160	15	3	.983	10	0	0	---
Sam Stoutenborough	13	7	6	0	1.000	1	7	2	.778	Elijah Nunez	147	142	2	3	.980	0	0	0	---
Louis Rodriguez	10	5	5	0	1.000	1	2	0	1.000	Kurtis Byrne	137	124	10	3	.978	1	16	6	.727
Kole Klecker	9	7	2	0	1.000	1	3	1	.750	Luke Boyers	88	81	4	3	.966	0	0	0	---
Luke Savage	7	2	5	0	1.000	1	1	0	1.000	Brody Green	24	18	5	1	.958	3	0	0	---
Chase Hoover	6	2	4	0	1.000	1	2	0	1.000	Anthony Silva	259	74	172	13	.950	27	0	0	---
Garrett Wright	5	0	5	0	1.000	0	5	1	.833	Brayden Taylor	178	49	119	10	.944	13	0	0	---
Braeden Sloan	5	1	4	0	1.000	0	4	2	.667	Cohen Feser	9	4	4	1	.889	1	0	3	.000
Ben Abeldt	4	1	3	0	1.000	0	4	4	.500	Cam Brown	8	1	6	1	.875	0	5	3	.625
Mason Speaker	4	4	0	0	1.000	0	6	1	.857	Calvin Marley	0	0	0	0	.000	0	0	0	---
Ryan Vanderhei	4	1	3	0	1.000	0	6	1	.857	Owen Blackledge	0	0	0	0	.000	0	0	0	---
River Ridings	2	0	2	0	1.000	0	4	2	.667	Hunter Hodges	0	0	0	0	.000	0	3	0	1.000
Jake Duer	1	0	1	0	1.000	0	0	0	---	Fisher Ingersoll	0	0	0	0	.000	0	0	0	---
Justin Hackett	1	1	0	0	1.000	0	0	0	---	Jax Traeger	0	0	0	0	.000	0	0	0	---
Cole Fontenelle	425	382	39	4	.991	37	0	0	---	Totals	2480	1798	629	53	.979	53	52	20	.722
Karson Bowen	479	441	32	6	.987	2	36	13	.735	Opponents	2462	1737	645	80	.968	46	141	23	.860

2023 LINE SCORES

Feb 17, 2023 at Arlington, Texas

#10 Vanderbilt	011	001	001	-	4	5	0	(0-1)
#15 TCU	100	105	40x	-	11	12	0	(1-0)

WP-Savage, Luke (1-0); LP-Hiboki, Sam (0-1)
 HR TCU-Taylor, Brayden (1)
 T-3:09 A-15,721

Feb 18, 2023 at Arlington, Texas

#15 TCU	310	024	134	-	18	19	2	(2-0)
#8 Arkansas	310	001	001	-	6	9	0	(1-1)

WP-Klecker, Kole (1-0); LP-Morris, Zack (0-1)
 HR TCU-Davis, Austin (1)
 HR ARK - Jones, Jayson (1); Wegner, Jared (1); Diggs, Kendall (1);
 Polk, Hudson (1)
 T-4:00 A-20,295

Feb 19, 2023 at Arlington, Texas

Missouri	101	010	212	-	9	17	1	(2-1)
#15 TCU	300	300	002	0	8	9	4	(2-1)

WP-Franklin, Zach (1-0); LP-Wright, Garrett (0-1)
 T-4:06 A-16,100

Feb 22, 2023 at Fort Worth, Texas

UT Arlington	001	110	000	-	3	8	1	(1-4)
#8 TCU	020	202	10x	-	7	11	2	(3-1)

WP-Rodriguez, Louis (1-0); LP-Brooks, Brayden (0-1)
 HR TCU-Fontenelle, Cole (1)
 T-3:10 A-3,897

Feb 24, 2023 at Fort Worth, Texas

Florida State	000	003	025	-	10	11	1	(5-0)
#8 TCU	000	000	010	-	1	2	1	(3-2)

WP-Baumeister, Jackson (1-0); LP-Vanderhei, Ryan (0-1)
 SV FSU-Crowell, Wyatt (1)
 T-2:52 A-4,902

Feb 25, 2023 at Fort Worth, Texas

Florida State	000	230	500	-	10	13	1	(6-0)
#8 TCU	110	011	220	-	8	13	3	(3-3)

WP-Whittaker, Conner (2-0); LP-Savage, Luke (1-1)
 SV FSU-Armstrong, Andrew (1)
 HR TCU-Taylor, Brayden (2)
 HR FSU-Smith, Cam (1); Ferrer, Jaime 2(2)
 T-3:16 A-4,090

Feb 26, 2023 at Fort Worth, Texas

Florida State	200	000	000	-	2	1	3	(6-1)
#8 TCU	000	100	20x	-	3	8	2	(4-3)

WP-Klecker, Kole (2-0); LP-Armstrong, Andrew (0-1)
 T-2:52 A-4,176

Feb 28, 2023 at Dallas, Texas

#10 TCU	000	010	000	003	-	4	7	1	(5-3)
DBU	010	000	000	000	-	1	3	1	(7-1)

WP-Abeldt, Ben (1-0); LP-Russell, Zane (0-1)
 SV TCU-Feser, Cohen (1)
 T-3:36 A-1,737

March 3, 2023 at Houston, Texas

#10 TCU	000	100	230	-	6	6	0	(6-3)
Michigan	000	000	000	-	0	4	1	(4-5)

WP-Vanderhei, Ryan (1-1); LP-O'Halloran, Connor (2-1)
 SV TCU-Savage, Luke (1)
 HR TCU-Davis, Austin (2)
 T-2:32 A-10,704

March 4, 2023 at Houston, Texas

#14 Louisville	002	100	000	-	3	13	1	(9-1)
#10 TCU	000	000	020	-	2	4	1	(6-4)

WP-Farone, Greg (1-0); LP-Klecker, Kole (2-1)
 SV LOU-Kuehner, Tate (1)
 HR TCU-Bowen, Karson (1)
 HR LOU-Payton, Jack (4)
 T-2:38 A-14,005

March 5, 2023 at Houston, Texas

Rice	000	000	000	-	0	4	1	(4-7)
#10 TCU	031	010	02x	-	7	9	1	(7-4)

WP-Brown, Cam (1-0); LP-Vincent, Tom (1-1)
 HR TCU-Boyers, Luke (1); Richardson, Tre (1)
 T-2:29 A-9,534

March 7, 2023 at Fort Worth, Texas

UT Arlington	230	201	000	-	8	11	2	(5-7)
#10 TCU	001	010	311	-	7	13	1	(7-5)

WP-Bailey, Gray (1-0); LP-Sloan, Braeden (0-1)
 HR TCU-Bishop, David (1)
 HR UTA-Pointer, Tyson (1)
 T-2:54 A-3,832

March 10, 2023 at Fort Worth, Texas

San Diego	322	340	000	-	14	14	1	(6-6-1)
#10 TCU	000	001	001	-	2	7	1	(7-6)

WP-Sashin, James (1-0); LP-Vanderhei, Ryan (1-2)
 T-3:07 A-3,847

March 11, 2023 at Fort Worth, Texas

San Diego	000	000	100	-	1	3	0	(6-7-1)
#10 TCU	101	000	01x	-	3	8	2	(8-6)

WP-Klecker, Kole (3-1); LP-Rennie, Garrett (0-2)
 SV TCU-Rodriguez, Louis (1)
 HR TCU-Taylor, Brayden (3)
 HR USD-Sim, Kevin (4)
 T-2:18 A-3,791

March 12, 2023 at Fort Worth, Texas

San Diego	010	001	002	-	4	6	1	(6-8-1)
#10 TCU	000	003	20x	-	5	10	1	(9-6)

WP-Stoutenborough, Sam (1-0); LP-Romero, Ivran (0-1)
 SV TCU-Rodriguez, Louis (2)
 HR TCU-Taylor, Brayden (4); Davis, Austin (3); Byrne, Kurtis (1)
 T-2:55 A-4,034

March 14, 2023 at San Marcos, Texas

#11 TCU	010	100	002	-	4	7	0	(9-7)
Texas State	005	210	01x	-	8	10	0	(11-5)

WP-Robbie, Tony (2-0); LP-Sloan, Braeden (0-2)
 HR TCU-Davis, Austin (4)
 HR TXST-Gonzalez, Jose (7); Lewis, Peyton (1)
 T-2:55 A-4,034

March 17, 2023 at Norman, Okla.

#11 TCU	030	023	023	-	13	15	0	(10-7)
Oklahoma	001	000	031	-	5	9	0	(11-7)

WP-Vanderhei, Ryan (2-2); LP-Davis, Kale (2-1)
 HR TCU-Taylor, Brayden (5); Bowen, Karson (1)
 HR OU-Harris, Dakota (4); Garza-Gongora, Rocco (3)
 T-3:40 A-1,591

March 18, 2023 at Norman, Okla.

#11 TCU	000	000	010	-	1	2	0	(10-8)
Oklahoma	000	020	01x	-	3	4	1	(12-7)

WP-Douthit, Braxton (3-0); LP-Klecker, Kole (3-2)
 SV OU-Weber, Aaron (3)
 HR TCU-Taylor, Brayden (6)
 T-2:48 A-1,704

March 19, 2023 at Norman, Okla.

#11 TCU	000	210	200	-	5	7	3	(10-9)
Oklahoma	000	021	40x	-	7	11	3	(13-7)

WP-Hachem, Julien (1-0); LP-Abeldt, Ben (1-1)
 SV OU-Weber, Aaron (4)
 HR TCU-Taylor, Brayden (7)
 T-2:48 A-1,704

March 21, 2023 at Fort Worth, Texas

ACU	000	000	000	-	0	3	4	(16-5)
TCU	001	400	20x	-	7	9	0	(11-9)

WP-Hoover, Chase (1-0); LP-Krkovski, Luke (2-1)
 HR TCU-Boyers, Luke (2); Davis, Austin (5)
 T-2:33 A-3,487

March 22, 2023 at Fort Worth, Texas

Northwestern	001	000	001	-	2	4	2	(1-14)
TCU	100	160	10x	-	9	10	0	(12-9)

WP-Sloan, Braeden (1-2); LP-Sund, Ethan (0-1)
 HR TCU-Boyers, Luke (3); Fontenelle, Cole (3)
 T-2:42 A-3,686

March 24, 2023 at Fort Worth, Texas

Kansas	011	030	010	-	6	9	1	(8-12)
TCU	010	104	02x	-	8	15	0	(13-9)

WP-Wright, Garrett (1-1); LP-Bradford, Ethan (2-2)
 SV TCU-Rodriguez, Louis (3)
 HR TCU-Fontenelle, Cole (4)
 HR KU-Reeder, Janson (5); Leto, Luke (4)
 T-3:06 A-4,190

March 25, 2023 at Fort Worth, Texas

Kansas	020	010	020	-	5	11	4	(8-13)
TCU	250	002	17x	-	18	9	1	(14-9)

WP-Klecker, Kole (4-2); LP-Ireland, Sam (2-3)
 HR TCU-Bowen, Karson (3)
 T-3:19 A-4,918

March 26, 2023 at Fort Worth, Texas

Kansas	000	000	0	-	0	2	0	(8-14)
TCU	314	402	x	-	14	12	0	(15-9)

WP-Brown, Cam (2-0); LP-Cranton, Hunter (1-2)
 HR TCU-Taylor, Brayden (8); Davis, Austin (6);
 Silva, Anthony (1)
 T-2:10 A-2,243

March 28, 2023 at Arlington, Texas

TCU	201	332	003	-	14	14	0	(16-9)
UT Arlington	200	000	010	-	3	6	1	(12-14)

WP-Sloan, Braeden (2-2); LP-Kuykendall, Thomas (0-3)
 HR TCU-Silva, Anthony (3); Fontenelle, Cole (5)
 HR UTA-Sumblar, Cade (5)
 T-2:53 A-598

2023 LINE SCORES

March 31, 2023 at Lubbock, Texas

TCU	261	111	400	-	16	13	2	(16-10)
#22 Texas Tech	023	014	91x	-	20	20	5	(19-9)

WP-Coombes, Ethan (1-0); LP-Abeldt, Ben (1-2)
 SV TTU-Beckel, Brandon (1)
 HR TCU-Taylor, Brayden (9); Fontenelle, Cole 2(7)
 HR TTU-Kash, Gavin 2(11); White, Hudson (4)
 T-3:50 A-4,411

April 1, 2023 at Lubbock, Texas

TCU	202	131	010	-	10	13	0	(17-10)
#22 Texas Tech	003	003	100	-	7	10	0	(19-9)

WP-Klecker, Kole (5-2); LP-Molina, Mason (2-2)
 SV TCU-Wright, Garrett (1)
 HR TCU-Boyers, Luke 2(5); Taylor, Brayden (10);
 Davis, Austin (7); Nunez, Elijah (1)
 HR TTU-Kash, Gavin (12)
 T-3:14 A-4,432

April 2, 2023 at Lubbock, Texas

TCU	300	011	000	-	5	5	1	(17-11)
#22 Texas Tech	023	102	02x	-	10	15	2	(20-9)

WP-Free, Ryan (3-3); LP-Brown, Cam (2-1)
 SV TTU-Beckel, Brandon (2)
 HR TTU-Hester, Nolen (1)
 T-3:35 A-4,432

April 4, 2023 at Stephenville, Texas

TCU	003	101	400	-	9	8	1	(18-11)
Tarleton	013	400	000	-	8	12	2	(14-12)

WP-Vanderhei, Ryan (3-2); LP-Burcham, Jake (2-2)
 SV TCU-Wright, Garrett (2)
 HR TCU-Bishop, David (2)
 HR TSU-Wagner, Jack (7); Shook, Kooper (5)
 T-3:47 A-1,008

April 6, 2023 at Fort Worth, Texas

#16 Oklahoma St.	023	200	000	-	7	9	3	(23-8)
TCU	201	001	020	-	6	11	0	(18-12)

WP-O'Toole, Evan (3-0); LP-Hoover, Chase (1-1)
 SV OSU-Stebens, Isaac (2)
 HR TCU-Fontenelle, Cole (8)
 HR OSU-Ehrhard, Zach (1); Riggio, Roc (9); Mendham, David (9);
 Wulfert, Tyler (5); Brown, Marcus (5)
 T-3:20 A-3,728

April 7, 2023 at Fort Worth, Texas

#16 Oklahoma St.	001	010	100	-	3	5	1	(23-9)
TCU	000	142	00x	-	7	9	0	(19-12)

WP-Klecker, Kole (6-2); LP-Abram, Ben (4-2)
 HR TCU-Silva, Anthony 2(5)
 HR OSU-Riggio, Roc (10); Wulfert, Tyler (6)
 T-2:53 A-3,996

April 8, 2023 at Fort Worth, Texas

#16 Oklahoma St.	010	400	000	-	5	5	1	(23-10)
TCU	030	200	07x	-	12	9	0	(20-12)

WP-Wright, Garrett (2-1); LP-O'Toole, Evan (3-1)
 HR TCU-Byrne, Kurtis (2)
 HR OSU-Wulfert, Tyler (7)
 T-3:25 A-4,835

April 11, 2023 at Abilene, Texas

#25 TCU	011	400	010	-	7	9	0	(21-12)
ACU	100	022	000	-	5	11	2	(23-9)

WP-Ridings, River (1-0); LP-Anderson, Blake (4-2)
 SV TCU-Abeldt, Ben (1)
 HR TCU-Boyers, Luke (6)
 T-3:12 A-1,261

April 14, 2023 at Fort Worth, Texas

UNC Wilmington	110	040	010	-	14	17	2	(20-12)
#25 TCU	031	000	020	-	6	7	1	(21-13)

WP-Chenault, Ethan (2-2); LP-Vanderhei, Ryan (3-3)
 HR UNCW-Thach, Tanner (10); Newton, John (6)
 T-3:23 A-3,720

April 15, 2023 at Fort Worth, Texas

UNC Wilmington	002	000	102	-	5	5	0	(20-13)
#25 TCU	302	009	30x	-	17	14	2	(22-13)

WP-Klecker, Kole (7-2); LP-Taylor, Zane (3-2)
 HR TCU-Taylor, Brayden (11); Fontenelle, Cole (9); Byrne Kurtis (3)
 HR UNCW-Wills, Brock (2); Evans, Ron (1)
 T-3:12 A-4,084

April 16, 2023 at Fort Worth, Texas

UNC Wilmington	043	014	000	-	12	11	2	(21-13)
#25 TCU	104	000	010	-	6	4	1	(22-14)

WP-Kane, Connor (2-1); LP-Brown, Cam (2-2)
 HR TCU-Taylor, Brayden 2(13); Richardson, Tre (1)
 HR UNCW-DeMartino, Alec (5)
 T-3:02 A-3,834

April 18, 2023 at Fort Worth, Texas

Lamar	150	002	100	-	9	13	2	(20-16)
TCU	002	300	010	-	6	11	2	(22-15)

WP-Hail, Patrick (2-0); LP-Sloan, Braeden (2-3)
 SV LU-Cleveland, Jackson (7)
 T-3:18 A-3,455

April 21, 2023 at Fort Worth, Texas

TCU	010	002	100	-	4	8	0	(22-16)
West Virginia	200	300	00x	-	5	6	2	(27-11)

WP-Hampton, Ben (4-1); LP-Klecker, Kole (7-3)
 SV WVU-Reed, Carlson (4)
 HR WVU-Wallace, Landon (8); White, Sam (4)
 T-2:52 A-3,441

April 22, 2023 at Fort Worth, Texas

TCU	110	020	000	-	4	11	1	(22-17)
West Virginia	000	106	00x	-	7	8	1	(28-11)

WP-Siegel, Grant (3-2); LP-Savage, Luke (0-2)
 SV WVU-Major, Aidan (1)
 HR WVU-Garcia, Ellis (3)
 T-2:45 A-3,290

April 23, 2023 at Fort Worth, Texas

TCU	001	042	0	-	7	7	2	(22-18)
West Virginia	021	800	6	-	17	13	0	(29-11)

WP-Short, Noah (2-0); LP-Abeldt, Ben (1-3)
 HR TCU-Fontenelle, Cole (10); Nunez, Elijah (2)
 HR WVU-Hussy, Grant (9)
 T-3:22 A-2,421

April 25, 2023 at Fort Worth, Texas

#19 Dallas Baptist	011	210	000	-	5	6	0	(31-10)
TCU	002	010	05x	-	8	10	2	(23-18)

WP-Vanderhei, Ryan (4-3); LP-Rose, Brady (6-1)
 HR TCU-Taylor, Brayden (14); Bowen, Karson (4)
 HR DBU-Mann, Ethan (12)
 T-2:47 A-3,629

April 29, 2023 at Fort Worth, Texas

Texas	132	000	101	-	8	11	1	(29-15)
TCU	000	300	100	-	4	6	0	(23-19)

WP-Gordon, Lucas (5-0); LP-Klecker, Kole (7-4)
 HR TCU-Bowen, Karson (5); Silva, Anthony (6)
 HR UT-Guillemette, Garret (8); Kennedy, Eric 2(10); Carlson, Tanner (1)
 O'Dowd, Jack (3)
 T-2:55 A-5,166

April 30, 2023 at Fort Worth, Texas

Texas	002	000	010	-	3	5	0	(30-15)
TCU	110	000	000	-	2	7	1	(23-20)

WP-Johnson, Lebaron (4-2); LP-Savage, Luke (1-3)
 SV UT-Shaw, David (1)
 T-2:29 A-5,047

May 1, 2023 at Fort Worth, Texas

Texas	200	022	100	-	7	12	0	(30-16)
TCU	303	720	00x	-	15	19	1	(24-20)

WP-Feser, Cohen (1-0); LP-Witt, Tanner (0-1)
 HR TCU-Maxwell, Logan (1); Byrne, Kurtis (4)
 HR UT-Kennedy, Eric (11); Guillemette, Garret (9)
 T-3:32 A-3,982

May 2, 2023 at Fort Worth, Texas

UTRGV	000	103	0	-	4	7	2	(24-19)
TCU	360	210	2	-	14	12	0	(25-20)

WP-Traeger, Jax (1-0); LP-Massey, Kris (1-1)
 HR TCU-Maxwell, Logan (2); Byrne, Kurtis (5)
 HR UTRGV-Rodriguez, Damian (1)
 T-3:32 A-3,982

May 5, 2023 at Fort Worth, Texas

#24 CS Fullerton	002	000	000	-	2	6	1	(28-13)
TCU	000	001	000	-	1	8	1	(25-21)

WP-Stultz, Tyler (6-3); LP-Rodriguez, Louis (1-1)
 SV CSF-Ingrassia, Jojo (6)
 HR TCU-Taylor, Brayden (15)
 T-2:36 A-4,202

May 6, 2023 at Fort Worth, Texas

#24 CS Fullerton	000	040	000	-	4	8	0	(28-14)
TCU	103	010	08x	-	13	19	2	(26-21)

WP-Savage, Luke (2-3); LP-Chester, Fynn (7-1)
 T-3:25 A-3,746

May 7, 2023 at Fort Worth, Texas

#24 CS Fullerton	001	000	000	-	1	5	0	(28-15)
TCU	000	024	00x	-	6	10	2	(27-21)

WP-Brown, Cam (3-2); LP-Yates, Evan (1-1)
 T-2:48 A-3,851

May 12, 2023 at Fort Worth, Texas

Baylor	000	000	100	-	1	4	2	(16-33)
TCU	121	100	00x	-	5	8	0	(28-21)

WP-Rodriguez, Louis (2-1); LP-Rigney, Will (3-3)
 HR TCU-Taylor, Brayden (16)
 T-3:00 A-3,892

2023 LINE SCORES

May 13, 2023 at Arlington, Texas

Baylor	000	000	011	-	1	4	0	(16-34)
TCU	020	000	00x	-	2	6	0	(29-21)

WP-Klecker, Kole (8-4); LP-Mariott, Mason (1-7)
 SV TCU-Wright, Garrett (3)
 T-2:39 A-4,112

May 14, 2023 at Fort Worth, Texas

Baylor	000	101	011	-	4	12	1	(16-35)
TCU	610	020	01x	-	10	14	1	(30-21)

WP-Stoutenborough, Sam (2-0); LP-Caley, Cam (0-6)
 HR TCU-Taylor, Brayden (17); Nunez, Elijah (3)
 T-3:23 A-3,641

May 16, 2023 at Fort Worth, Texas

Texas State	020	000	000	-	2	8	1	(33-20)
TCU	020	230	01x	-	8	8	0	(31-21)

WP-Hodges, Hunter (1-0); LP-Zabel, Peyton (2-2)
 HR TCU-Silva, Anthony (7)
 HR TXST-Mora, Chase (16)
 T-3:04 A-4,467

May 18, 2023 at Fort Worth, Texas

TCU	002	010	120	-	6	12	0	(31-22)
Kansas State	112	000	102	-	7	8	0	(33-20)

WP-Neighbors, Tyson (5-1); LP-Wright, Garrett (2-2)
 HR KSU-Rugley, Cash; Lodice, Kyan
 T-3:08 A-1,980

May 19, 2023 at Fort Worth, Texas

TCU	200	010	500	-	8	12	0	(32-22)
Kansas State	000	000	100	-	1	4	0	(33-21)

WP-Klecker, Kole (9-4); LP-Fajardo, German (3-4)
 HR TCU-Fontenelle, Cole (11)
 T-3:00 A-2,344

May 20, 2023 at Fort Worth, Texas

TCU	000	110	011	-	4	10	0	(33-22)
Kansas State	000	100	002	-	3	7	1	(33-22)

WP-Stoutenborough, Sam (3-0); LP-Ruhl, Ty (3-4)
 SV TCU-Wright, Garrett (4)
 HR TCU-Taylor, Brayden (18); Bowen, Karson (6)
 T-2:21 A-2,344

May 24, 2023 at Arlington, Texas

Kansas State	000	210	0	-	3	3	3	(33-23)
TCU	532	600	x	-	16	17	1	(34-22)

WP-Traeger, Jax (2-0); LP-Boerema, Owen (7-2)
 HR TCU-Taylor, Brayden (19); Byrne, Kurtis (6)
 T-2:36 A-6,593

May 25, 2023 at Arlington, Texas

Kansas	111	001	00	-	4	9	2	(25-31)
TCU	302	005	13	-	14	19	0	(35-22)

WP-Savage, Luke (3-3); LP-Cranton, Hunter (3-4)
 HR TCU-Taylor, Brayden (20)
 HR KU-Leto, Luke (8); English, Jake (9)
 T-2:57 A-7,442

May 27, 2023 at Arlington, Texas

Kansas State	000	120	000	-	3	12	3	(35-24)
TCU	000	121	02x	-	6	3	0	(36-22)

WP-Abeldt, Ben (2-3); LP-Rothermel, Collin (1-3)
 HR TCU-Byrne, Kurtis (7)
 HR KSU-Pelletier, Raphael (6)
 T-2:38 A-13,532

May 28, 2023 at Arlington, Texas

TCU	044	010	120	-	12	16	0	(37-22)
#15 Oklahoma St.	002	000	300	-	5	7	0	(41-18)

WP-Savage, Luke (4-3); LP-Abram, Ben (8-3)
 HR TCU-Boyers, Luke (7); Taylor, Brayden (21)
 HR OSU-Schubart, Nolan (16)
 T-3:21 A-14,673

June 2, 2023 at Fayetteville, Ark.

Arizona	200	100	010	-	4	7	3	(33-25)
TCU	420	120	03x	-	12	17	0	(38-22)

WP-Savage, Luke (5-3); LP-Walty, Cam (5-1)
 HR TCU-Byrne, Kurtis (8); Taylor, Brayden (22)
 HR Ariz.-Romero, Kiko 2(21), White, Mason (9)
 T-3:54 A-10,348

June 4, 2023 at Fayetteville, Ark.

TCU	653	002	103	-	20	21	0	(39-22)
#3 Arkansas	100	021	100	-	5	10	0	(42-17)

WP-Stoutenborough, Sam (4-0); LP-Smith, Hagen (8-2)
 HR TCU-Richardson, Tre 3(5); Taylor, Brayden (23)
 HR ARK-Josenberger, Tavian 2(12), Bohrofen, Jace (16); Coll, Harold (5)
 T-2:38 A-11,121

June 5, 2023 at Fayetteville, Ark.

#3 Arkansas	100	030	000	-	4	3	1	(42-18)
TCU	020	013	15x	-	7	12	0	(40-22)

WP-Abeldt, Ben (3-3); LP-Morris, Zack (1-4)
 HR TCU-Byrne, Kurtis 2(10); Davis, Austin (8); Richardson, Tre (6)
 HR ARK-Bohrofen, Jace (17); Wegner, Jared (15)
 T-2:57 A-10,475

June 9, 2023 at Fort Worth, Texas

TCU	003	000	001	-	4	7	0	(41-22)
#14 Indiana State	000	000	001	-	1	4	0	(45-16)

WP-Klecker, Kole (10-4); LP-Jachec, Matt (7-4)
 SV TCU-Savage, Luke (2)
 HR TCU-Davis, Austin (9); Fontenelle, Cole (12)
 HR ISU-Watson, Keegan (7)
 T-2:21 A-8,812

June 10, 2023 at Fort Worth, Texas

#14 Indiana State	200	002	000	-	4	10	2	(45-17)
TCU	000	510	00x	-	6	6	0	(42-22)

WP-Stoutenborough, Sam (5-0); LP-Fenlong, Connor (11-3)
 SV TCU-Wright, Garrett (5)
 HR TCU-Fontenelle, Cole (13)
 T-2:57 A-8,994

June 16, 2023 at Omaha, Neb.

Oral Roberts	000	002	004	-	6	11	1	(52-12)
TCU	000	101	030	-	5	8	2	(42-23)

WP-Denton, Cade (3-1); LP-Savage, Luke (5-4)
 HR TCU-Fontenelle, Cole (14)
 HR ORU-McCroskey, Mac (14); Brothers, Blaze (12)
 T-3:14 A-24,134

June 18, 2023 at Omaha, Neb.

TCU	101	001	010	-	4	12	1	(43-23)
No. 7 Virginia	100	000	110	-	3	5	0	(50-15)

WP-Wright, Garrett (2-2); LP-Early, Connelly (12-3)
 SV TCU-Abeldt, Ben (2)
 HR UVA-Anderson, Ethan (15)
 T-3:08 A-24,479

June 20, 2023 at Omaha, Neb.

TCU	010	140	000	-	6	11	0	(44-23)
Oral Roberts	000	010	000	-	1	7	0	(52-14)

WP-Savage, Luke (6-4); LP-Fowler, Brooks (9-2)
 T-3:30 A-23,496

June 21, 2023 at Omaha, Neb.

No. 2 Florida	200	000	001	-	3	10	0	(53-15)
TCU	100	000	010	-	2	6	0	(44-24)

WP-Neely, Brandon (2-2); LP-Abeldt, Ben (3-4)
 HR UF-Rivera, Josh (19)
 T-2:50 A-23,889



2023 SUPERLATIVES

2023 TCU GAME HIGHS

TEAM	INDIVIDUAL
BATTING:	
At bats:47, at Arkansas (6/4)	At bats:6, (18 games)
Runs scored:20, at Arkansas (6/4)	Runs scored:4, (10 games)
Hits:21, at Arkansas (6/4)	Hits:5, Tre Richardson at Arkansas (6/4)
RBI's:20, at Arkansas (6/4)	RBI's:11, Tre Richardson at Arkansas (6/4)
Doubles:6, at Oklahoma (3/17)	Doubles:3, Cole Fontenelle at Oklahoma (3/17)
Triples:2, vs Cal State Fullerton (5/7)	Triples:1, (10 games)
Home runs:5, at Texas Tech (4/1)	Home runs:3, Tre Richardson at Arkansas (6/4)
Total bases:35, at Arkansas (6/4)	Total bases:14, Tre Richardson at Arkansas (6/4)
Walks:11, vs. Arkansas (2/18)	Walks:4, Austin Davis at DBU (2/28)
11, vs. Kansas (3/5)	Strikeouts:5, Luke Boyers at DBU (2/28)
Strikeouts:18, at DBU (2/28)	Sac hits:2, Tre Richardson vs. Kansas State (5/27)
Sac hits:2, (6 games)	2, Logan Maxwell vs. Arkansas (6/5)
Sac flies:2, (5 games)	Sac flies:2, Tre Richardson vs. DBU (4/25)
Stolen bases:9, at Texas Tech (3/31)	Stolen bases:3, Cole Fontenelle vs. UNCW (4/14)
Hit by pitch:5, vs. Vanderbilt (2/17)	Hit by pitch:2, (7 games)
Caught stealing:2, vs. Indiana State (6/9)	Caught stealing:1, (23 games)
Runners LOB:14, vs. Arkansas (2/18)	Runners LOB:8, Kurtis Byrne at ACU (4/11)
Hit into DP:2, (10 games)	
FIELDING:	
Putouts:36, at DBU (2/28)	Putouts:15, David Bishop vs. Florida State (2/25)
Assists:18, vs. Florida State (2/25)	Assists:10, Anthony Silva vs. Florida State (2/25)
Errors:4, vs. Missouri (2/19)	Errors:1, (53 games)
Passed balls:1, at West Virginia (4/22)	Passed balls: 1, Karson Bowen at West Virginia (4/22)
1, at Kansas State (5/18)	1, Karson Bowen at Kansas State (5/18)
1, vs. Oral Roberts (6/16)	1, Karson Bowen vs. Oral Roberts (6/16)
DPs turned:4, vs. Florida State (2/25)	
PITCHING:	
Innings pitched:12.0, at DBU (2/28)	Innings pitched:7.0, (8 games)
Runs allowed:20, at Texas Tech (3/31)	Runs allowed:9, Ben Abeldt at Texas Tech (3/31)
Earned runs:15, at West Virginia (4/23)	Earned runs:7, Chase Hoover vs. Oklahoma St. (4/6)
Walks allowed:11, vs. Kansas State (5/24)	Walks allowed:6, Cam Brown vs. Kansas St. (5/24)
Strikeouts:14, vs. Florida State (2/26)	Strikeouts: ..9, Ryan Vanderhei vs. Florida State (2/24)
14, vs. Texas (4/29)	9, Cam Brown vs. Florida State (2/26)
14, at Kansas State (5/18)	9, Kole Klecker vs. Indiana State (6/9)
Hits allowed:20, at Texas Tech (3/31)	Hits allowed:9, Kole Klecker vs. Louisville (3/4)
Doubles allowed:5, vs. Florida State (2/24)	9, Sam Stoutenborough vs. Kansas State (5/27)
5, vs. San Diego (3/10)	Doubles allowed: 3, R. Vanderhei vs. Florida St. (2/24)
Triples allowed:1, (13 games)	3, Cam Brown at Texas Tech (4/2)
Homers allowed:5, vs. Oklahoma State (4/6)	3, Kole Klecker vs. Oral Roberts (6/16)
5, vs. Texas (4/29)	Triples allowed:1, (13 games)
Wild pitches:4, vs. Florida State (2/24)	Homers allowed:5, Chase Hoover vs. Okla. St. (4/6)
4, at West Virginia (Apr 23, 2023)	Wild pitches:3, Justin Hackett vs. Florida St. (2/24)
Hit batters:3, (6 games)	Hit batters:2, (10 games)

TCU RECORD...

	All
All Opponents	44-24
at Home	22-11
on the Road	10-9
at Neutral Sites	12-4
Ranked Teams	13-7
Left-handed starter	10-9
Right-handed starter	34-15
Day Games	29-11
Night Games	15-13
TCU has 10+ hits	28-6
TCU has 15+ hits	10-0
Out-hit opponents	38-7
Out-hit by opponents	5-16
Equal number of hits	1-1
Opponent has < 10 hits	35-6
Opponent has > 10 hits	9-18
Horned Frogs hits HR	37-13
Horned Frog doesn't hit HR	7-11
TCU scores 0-5 runs	9-14
TCU scores 6-9 runs	16-9
TCU scores 10+ runs	19-1
Opponent scores 0-5 runs	39-6
Opponent scores 6-9 runs	5-10
Opponent scores 10+ runs	0-8
TCU starters pitch 5+ innings	25-6
TCU starters pitch < 5 innings	19-18
TCU staff posts 10+ Ks	18-8
TCU commits no errors	27-7
TCU commits 1-2 errors	17-14
TCU commits 3+ errors	0-3
One-run games	6-10
Two-run games	4-3
Five+ run games	26-6
Extra innings	1-1
Scored first	27-9
Opponent scored first	17-15
Score in first inning	20-9
Opponent scored in first inning	11-10
Leading after six	39-2
Trailing after six	3-19
Tied after six	2-3
Leading after seven	38-1
Trailing after seven	1-20
Tied after seven	2-2
Leading after eight	39-2
Trailing after eight	0-19
Tied after eight	1-2
On Monday	2-0
On Tuesday	9-3
On Wednesday	3-1
On Thursday	1-2
On Friday	9-7
On Saturday	11-5
On Sunday	9-6
In February	5-3
In March	11-7
In April	7-10
In May	14-2
In June	7-2

2023 SUPERLATIVES

BATTING:																	
	Avg.	AB	R	H	2B	3B	HR	RBI	TB	Sig%	BB	HBP	SO	SF	SH	SB-A	Fld%
Overall	.298	2322	532	693	143	10	89	493	1123	484	335	84	534	34	29	141-164	.979
Big 12	.291	825	186	240	55	3	33	168	400	485	123	32	193	8	8	58-64	.984
Home	.294	1128	250	332	59	6	42	226	529	469	58	36	249	16	9	67-74	.977
Away	.282	685	153	193	48	1	31	144	336	491	102	28	172	7	9	48-56	.983
Neutral	.330	509	129	168	36	3	16	123	258	507	75	20	113	11	11	26-34	.978
Starters	.301	2283	521	688	142	10	88	487	1114	488	325	82	518	32	25	140-163	.979
Reserves	.128	39	11	1	0	1	0	6	9	.231	10	2	16	2	4	1-1	.973
February	.292	277	60	81	20	0	4	57	113	408	47	16	87	7	5	16-20	.953
March	.277	614	141	170	33	4	30	128	614	490	81	19	143	5	3	36-41	.980
April	.261	570	120	149	30	2	23	110	252	442	88	22	141	19	5	39-41	.977
May	.352	549	140	193	36	4	18	128	291	530	78	16	97	8	7	38-44	.986
June	.321	312	71	100	24	0	14	70	166	532	41	11	66	4	9	12-18	.991

Pitching:												
	W-L-SV	G	ERA	IP	H	R	ER	BB	SO	HRA	B/Avg.	
Overall	44-24-13	68	4.64	599.1	557	347	309	269	573	72	.244	
Big 12	13-11-4	24	5.39	205.1	204	142	123	110	191	30	.258	
Home	23-11-6	34	4.47	203.0	263	167	150	135	290	31	.232	
Away	10-9-5	19	5.86	164.1	171	126	107	79	155	24	.266	
Neutral	11-4-2	15	3.52	133.0	123	54	52	55	128	17	.244	
Starters	20-16-0	68	4.91	304.0	279	181	166	130	249	42	.241	
Relievers	24-8-13	68	4.36	295.1	278	166	143	139	324	30	.248	
February	5-3-1	8	4.74	76.0	67	45	40	28	79	8	.230	
March	11-7-4	18	4.10	156.0	145	89	71	69	147	13	.245	
April	7-10-3	17	7.37	147.2	162	130	121	77	140	27	.278	
May	14-2-2	16	2.99	138.2	116	52	46	68	133	10	.226	
June	7-2-3	9	3.44	81.0	67	31	31	27	74	14	.223	

HORNED FROG HOME RUNS

No.	Player	Date	Opponent	Pitcher	On	Inn.	Out	Count
1.	Brayden Taylor	2/17	Vanderbilt	Sam Hiboki	1.	6	2	1-0
2.	Austin Davis	2/18	Arkansas	Parker Coll	0.	7	0	3-1
3.	Cole Fontenelle	2/22	UT Arlington	Brayden Brooks	0.	2	0	2-2
4.	Brayden Taylor	2/25	Florida State	Connor Whittaker	0.	5	1	3-1
5.	Austin Davis	3/3	Michigan	Connor O'Halloran	0.	4	0	1-0
6.	Cole Fontenelle	3/3	Michigan	Connor O'Halloran	1.	7	2	0-0
7.	Karson Bowen	3/4	Louisville	Tate Kuehner	1.	8	1	3-1
8.	Luke Boyers	3/5	Rice	Tom Vincnet	2.	2	1	2-2
9.	Tre Richardson	3/5	Rice	Cristian Cienfuegos	0.	3	2	3-2
10.	David Bishop	3/7	UT Arlington	Joe Steeber	0.	5	0	2-2
11.	Brayden Taylor	3/11	San Diego	Garrett Rennie	0.	1	2	1-2
12.	Brayden Taylor	3/12	San Diego	Mikiah Negrete	1.	6	0	1-0
13.	Austin Davis	3/12	San Diego	Ivan Romero	0.	6	1	1-1
14.	Kurtis Byrne	3/12	San Diego	Aidan Gonzalez	1.	7	2	0-0
15.	Austin Davis	3/14	Texas State	Tony Robie	0.	4	2	0-0
16.	Brayden Taylor	3/17	Oklahoma	Kale Davis	1.	2	2	1-1
17.	Karson Bowen	3/17	Oklahoma	Carter Campbell	0.	6	0	0-0
18.	Brayden Taylor	3/18	Oklahoma	Aaron Walker	0.	6	0	1-1
19.	Brayden Taylor	3/19	Oklahoma	Will Carsten	0.	5	2	0-0
20.	Luke Boyers	3/21	Abilene Christian	Luke Krkovski	0.	3	1	2-1
21.	Austin Davis	3/21	Abilene Christian	Luke Krkovski	0.	4	0	2-2
22.	Luke Boyers	3/22	Northwestern	Ethan Sund	1.	5	0	3-2
23.	Cole Fontenelle	3/22	Northwestern	Ethan Sund	1.	5	2	0-1
24.	Cole Fontenelle	3/24	Kansas	Collin Baumgartner	0.	4	0	2-2
25.	Karson Bowen	3/25	Kansas	Sam Ireland	2.	1	2	2-2
26.	Brayden Taylor	3/26	Kansas	Hunter Cranton	0.	2	2	3-1
27.	Anthony Silva	3/26	Kansas	Hunter Cranton	2.	3	1	1-1
28.	Austin Davis	3/26	Kansas	Stone Hewlett	0.	6	0	2-0
29.	Anthony Silva	3/28	UT Arlington	Thomas Kuykendall	1.	4	1	3-2
30.	Anthony Silva	3/28	UT Arlington	Brayden Brooks	2.	5	2	1-0
31.	Cole Fontenelle	3/28	UT Arlington	Grey Bailey	2.	9	2	0-0
32.	Cole Fontenelle	3/31	Texas Tech	Brendan Girton	1.	1	2	0-0
33.	Brayden Taylor	3/31	Texas Tech	Brendan Girton	1.	2	2	0-0
34.	Brayden Taylor	3/31	Texas Tech	Brendan Girton	0.	2	2	3-1
35.	Luke Boyers	4/1	Texas Tech	Mason Molina	0.	1	0	0-2
36.	Brayden Taylor	4/1	Texas Tech	Mason Molina	0.	1	1	0-1
37.	Elijah Nunez	4/1	Texas Tech	Mason Molina	0.	4	0	2-1
38.	Austin Davis	4/1	Texas Tech	Jase Lopez	1.	5	1	3-2
39.	Luke Boyers	4/1	Texas Tech	Taber Fast	0.	6	0	1-0
40.	David Bishop	4/4	Tarleton	Dylan Delveccio	0.	4	1	2-1
41.	Cole Fontenelle	4/6	Oklahoma State	Carson Benge	0.	3	2	0-0
42.	Anthony Silva	4/7	Oklahoma State	Ben Abram	0.	5	2	2-1
43.	Anthony Silva	4/7	Oklahoma State	Ben Abram	1.	5	2	2-1
44.	Kurtis Byrne	4/8	Oklahoma State	Juaron Watts-Brown	2.	2	2	3-2
45.	Luke Boyers	4/11	Abilene Christian	Zach Smith	0.	8	0	0-0
46.	Cole Fontenelle	4/15	UNC Wilmington	Zane Taylor	1.	1	1	0-2
47.	Brayden Taylor	4/15	UNC Wilmington	Zane Taylor	1.	3	1	1-2
48.	Kurtis Byrne	4/15	UNC Wilmington	Matt Galtner	0.	6	1	0-1
49.	Trey Richardson	4/16	UNC Wilmington	Ryan Calvert	0.	1	1	0-1
50.	Brayden Taylor	4/16	UNC Wilmington	Connor Kane	0.	3	1	0-1
51.	Brayden Taylor	4/16	UNC Wilmington	Connor Kane	0.	8	1	2-1
52.	Cole Fontenelle	4/23	West Virginia	Robby Porco	3.	5	1	2-0
53.	Elijah Nunez	4/23	West Virginia	Noah Short	1.	6	0	1-1
54.	Brayden Taylor	4/25	Dallas Baptist	Matt Bullenbacher	1.	3	2	1-2
55.	Karson Bowen	4/25	Dallas Baptist	Brady Rose	3.	8	0	2-2
56.	Karson Bowen	4/29	Texas	Lucas Gordon	1.	4	2	2-2
57.	Anthony Silva	4/29	Texas	Lucas Gordon	0.	7	2	1-2
58.	Kurtis Byrne	5/1	Texas	Chase Lummus	2.	3	2	0-0
59.	Logan Maxwell	5/1	Texas	Chris Stuart	1.	5	1	1-0
60.	Logan Maxwell	5/2	UTRGV	Alex Verchugo	1.	4	1	0-1
61.	Kurtis Byrne	5/2	UTRGV	Sebastian Mejia	1.	7	1	2-1
62.	Brayden Taylor	5/5	Cal State Fullerton	Jojo Ingrassia	0.	6	0	0-0
63.	Brayden Taylor	5/12	Baylor	Anderson Needham	0.	4	1	3-1
64.	Brayden Taylor	5/14	Baylor	Blake Helton	0.	2	0	3-2
65.	Elijah Nunez	5/14	Baylor	Adam Muirhead	0.	5	2	3-2
66.	Anthony Silva	5/16	Texas State	Reyton Zabal	1.	4	1	0-1
67.	Cole Fontenelle	5/19	Kansas State	Collin Rothermel	0.	7	0	1-2
68.	Brayden Taylor	5/20	Kansas State	Ty Ruhl	0.	4	0	3-1
69.	Karson Bowen	5/20	Kansas State	Tyson Neighbors	0.	8	0	1-0
70.	Brayden Taylor	5/24	Kansas State	Owen Boerema	2.	1	0	2-1
71.	Kurtis Byrne	5/24	Kansas State	Owen Boerema	1.	1	2	1-2
72.	Brayden Taylor	5/25	Kansas State	Thaniel Trumper	1.	6	1	0-1
73.	Kurtis Byrne	5/27	Kansas State	Collin Rothermel	0.	5	1	1-0
74.	Luke Boyers	5/28	Oklahoma State	Ben Abram	2.	2	1	0-0
75.	Brayden Taylor	5/28	Oklahoma State	Riley Taylor	1.	8	0	2-1
76.	Brayden Taylor	6/2	Arizona	Cam Walty	2.	1	0	1-2
77.	Kurtis Byrne	6/2	Arizona	TJ Nichols	1.	8	1	0-1
78.	Tre Richardson	6/4	Arkansas	Hagen Smith	3.	1	1	0-0
79.	Tre Richardson	6/4	Arkansas	Zack Morris	3.	2	0	1-1
80.	Brayden Taylor	6/4	Arkansas	Austin Ledbetter	2.	3	1	1-1
81.	Tre Richardson	6/4	Arkansas	Ben Bybee	1.	6	0	1-1
82.	Austin Davis	6/5	Arkansas	Zack Morris	1.	6	1	1-2
83.	Kurtis Byrne	6/5	Arkansas	Gage Wood	0.	7	0	2-2
84.	Tre Richardson	6/5	Arkansas	Christian Foutch	1.	8	1	2-2
85.	Kurtis Byrne	6/5	Arkansas	Christian Foutch	0.	8	1	2-2
86.	Austin Davis	6/9	Indiana State	Matt Jachec	0.	3	0	0-0
87.	Cole Fontenelle	6/9	Indiana State	Matt Jachec	1.	3	2	0-0
88.	Cole Fontenelle	6/10	Indiana State	Connor Fenlong	0.	5	2	3-1
89.	Cole Fontenelle	6/10	Oral Roberts	Jakob Hall	0.	4	1	2-0

MULTIPLE-HIT GAMES

Player	2	3	4	5+	Total	Career
Cole Fontenelle	21	5	-	-	26	28
Tre Richardson	17	6	1	1	25	60
Karson Bowen	18	5	1	-	24	24
Anthony Silva	14	6	-	-	30	30
Brayden Taylor	11	4	5	-	20	62
Austin Davis	14	6	-	-	20	64
Elijah Nunez	13	4	2	-	19	43
Luke Boyers	8	3	1	-	12	39
Kurtis Byrne	8	3	1	-	12	30
David Bishop	7	1	-	-	8	24
Logan Maxwell	3	2	1	-	6	9
Jake Duer	1	-	-	-	1	1
Brody Green	1	-	-	-	1	1
Totals	136	45	12	1	194	

MULTIPLE-RBI GAMES

Player	2	3	4	5+	Total	Career
Brayden Taylor	10	2	2	3	17	44
Cole Fontenelle	9	3	3	-	15	15
Anthony Silva	8	4	-	2	14	14
Karson Bowen	10	1	2	-	13	13
Tre Richardson	8	3	-	1	12	32
Kurtis Byrne	7	1	1	2	11	21
Elijah Nunez	6	3	1	-	10	21
Austin Davis	3	4	2	-	9	23
Luke Boyers	5	4	-	-	9	26
Logan Maxwell	4	-	-	1	5	9
David Bishop	2	-	1	-	3	14
Brody Green	1	-	-	-	1	1
Totals	73	25	12	9	119	

PINCH-HITTING

Player	AVG.	AB-H-RBI	2B-3B-HR	BB-HP-SO
David Bishop	.000	2-0-0	0-0-0	1-0-1
Owen Blackledge	.250	4-1-0	1-0-0	0-0-3
Luke Boyers	.000	1-0-0	0-0-0	3-0-0
Kurtis Byrne	.667	3-2-1	0-0-0	0-0-0
Jake Duer	.500	2-1-0	0-0-0	0-0-1
Cole Fontenelle	.000	0-0-0		

2023 SUPERLATIVES

STARTERS BY POSITION

PITCHER: Klecker (17); Brown (12); Sloan (10); Stoutenborough (10); Vanderhei (8); Rodriguez (5); Hoover (4); Savage (1); Abeldt (1)

CATCHER: Bowen (54); Byrne (14)

FIRST BASE: Fontenelle (48); Bishop (19); Green (1)

SECOND BASE: Richardson (68)

THIRD BASE: Taylor (60); Fontenelle (8)

SHORTSTOP: Silva (61); Taylor (7)

LEFT FIELD: Boyers (40); Maxwell (24); Fontenelle (4)

CENTER FIELD: Nunez (62); Davis (6)

RIGHT FIELD: Davis (62); Boyers (6)

DESIGNATED HITTER: Byrne (33); Bishop (11); Maxwell (9); Ingersoll (6); Duer (4); Fontenelle (3); Bowen (1); Green (1)

STARTERS BY BATTING ORDER

- Nunez (31); Boyers (22); Davis (13); Taylor (2)
- Richardson (33); Bowen (16); Nunez (10); Taylor (5); Byrne (2); Davis (1); Maxwell (1)
- Taylor (59); Richardson (5); Byrne (2); Davis (2)
- Fontenelle (40); Byrne (12); Silva (6); Bowen (3); Bishop (2); Davis (2); Boyers (1); Richardson (1); Taylor (1)
- Richardson (22); Bowen (12); Davis (11); Fontenelle (10); Silva (5); Byrne (4); Bishop (3); Boyers (1)
- Bowen (13); Byrne (13); Davis (10); Silva (10); Fontenelle (6); Bishop (5); Boyers (4); Richardson (3); Duer (2); Nunez (1); Maxwell (1)
- Bishop (12); Silva (11); Byrne (9); Nunez (9); Davis (7); Fontenelle (6); Boyers (4); Bowen (3); Maxwell (3); Richardson (2); Green (1); Ingersoll (1)
- Maxwell (17); Boyers (12); Bishop (8); Silva (8); Bowen (7); Davis (5); Byrne (3); Duer (2); Ingersoll (2); Richardson (2); Fontenelle (1); Nunez (1)
- Silva (21); Davis (17); Maxwell (11); Nunez (10); Byrne (4); Ingersoll (3); Bowen (1); Green (1)

SCORE BY INNING

Inn.	1	2	3	4	5	6	7	8	9	Ex.	Tot.
TCU	69	64	53	68	59	67	48	80	21	3	532
Opp.	34	41	47	43	43	43	42	25	28	1	347

STARTING PITCHING

Pitcher	2023	Career
Ben Abeldt	0-1	0-1
Cam Brown	9-3	19-5
Chase Hoover	3-1	3-1
Kole Klecker	11-6	11-6
Louis Rodriguez	1-4	1-4
Luke Savage	0-1	3-1
Braeden Sloan	7-3	7-3
Sam Stoutenborough	9-1	16-11
Ryan Vanderhei	4-4	10-12

INHERITED RUNNERS

Pitcher	2023	Career
Ben Abeldt	11/26	11/26
Cohen Feser	3/14	9/25
Justin Hackett	3/3	3/3
Hunter Hodges	7/22	22/66
Chase Hoover	1/5	1/5
Kole Klecker	0/3	0/3
Calvin Marley	3/4	3/4
River Ridings	6/12	20/52
Louis Rodriguez	7/9	7/9
Luke Savage	5/10	22/42
Mason Speaker	9/12	9/12
Sam Stoutenborough	7/13	16/26
Jax Traeger	6/10	6/10
Ryan Vanderhei	1/1	6/12
Garrett Wright	4/14	17/54

FIELDING BY POSITION:

PITCHERS

PLAYER	C	PO	A	E	FLD%	DPs	SBA	CSB	SBA%	PB	CI
Sam Stoutenborough	13	7	6	0	1.000	1	7	2	.778	0	0
Louis Rodriguez	10	5	5	0	1.000	1	2	0	1.000	0	0
Kole Klecker	9	7	2	0	1.000	1	3	1	.750	0	0
Luke Savage	7	2	5	0	1.000	1	1	0	1.000	0	0
Chase Hoover	6	2	4	0	1.000	1	2	0	1.000	0	0
Garrett Wright	5	0	5	0	1.000	0	5	1	.833	0	0
Braeden Sloan	5	1	4	0	1.000	0	4	2	.667	0	0
Ryan Vanderhei	4	1	3	0	1.000	0	6	1	.857	0	0
Ben Abeldt	4	1	3	0	1.000	0	4	4	.500	0	0
River Ridings	2	0	2	0	1.000	0	4	2	.667	0	0
Justin Hackett	1	1	0	0	1.000	0	0	0	—	0	0
Mason Speaker	1	1	0	0	1.000	0	6	1	.857	0	0
Cohen Feser	9	4	4	1	.889	1	0	3	.000	0	0
Cam Brown	8	1	6	1	.875	0	5	3	.625	0	0
Hunter Hodges	0	0	0	0	.000	0	3	0	1.000	0	0
Jax Traeger	0	0	0	0	.000	0	0	0	—	0	0
Calvin Marley	0	0	0	0	.000	0	0	0	—	0	0

CATCHERS

PLAYER	C	PO	A	E	FLD%	DPs	SBA	CSB	SBA%	PB	CI
Mason Speaker	3	3	0	0	1.000	0	0	0	-	0	0
Karson Bowen	479	441	32	6	.987	2	36	13	.735	3	0
Kurtis Byrne	137	124	10	3	.978	1	16	6	.727	0	1

FIRST BASE

PLAYER	C	PO	A	E	FLD%	DPs	SBA	CSB	SBA%	PB	CI
Cole Fontenelle	403	377	23	3	.993	36	0	0	-	0	0
David Bishop	178	160	15	3	.983	10	0	0	-	0	0
Brody Green	16	14	1	1	.938	1	0	0	-	0	0

SECOND BASE

PLAYER	C	PO	A	E	FLD%	DPs	SBA	CSB	SBA%	PB	CI
Brody Green	1	0	1	0	1.000	0	0	0	-	0	0
Tre Richardson	300	117	178	5	.983	34	0	0	-	0	0

THIRD BASE

PLAYER	C	PO	A	E	FLD%	DPs	SBA	CSB	SBA%	PB	CI
Brody Green	7	4	3	0	1.000	2	0	0	-	0	0
Cole Fontenelle	19	2	16	1	.947	1	0	0	-	0	0
Brayden Taylor	147	35	102	10	.932	8	0	0	-	0	0

SHORTSTOP

PLAYER	C	PO	A	E	FLD%	DPs	SBA	CSB	SBA%	PB	CI
Brayden Taylor	31	14	17	0	1.000	5	0	0	-	0	0
Anthony Silva	259	74	172	13	.950	27	0	0	-	0	0

OUTFIELD

PLAYER	C	PO	A	E	FLD%	DPs	SBA	CSB	SBA%	PB	CI
Austin Davis	130	127	3	0	1.000	0	0	0	-	0	0
Logan Maxwell	47	47	0	0	1.000	0	0	0	-	0	0
Cole Fontenelle	3	3	0	0	1.000	0	0	0	-	0	0
Jake Duer	1	0	1	0	1.000	0	0	0	-	0	0
Elijah Nunez	147	142	2	3	.980	0	0	0	-	0	0
Luke Boyers	88	81	4	3	.966	0	0	0	-	0	0


2023 BIG 12 CONFERENCE INFO

2023 FINAL BIG 12 STANDINGS

	Big 12	Pct.	GB	H	A	Overall	Pct.	H	A	N
Texas!	15-9	.625	-	8-4	7-5	42-22	.656	28-8	13-9	1-5
Oklahoma St.	15-9	.625	-	8-4	7-5	41-20	.672	25-9	11-7	5-4
West Virginia	15-9	.625	-	8-4	7-5	40-20	.667	18-6	17-11	5-3
TCU*	13-11	.542	2.0	9-3	4-8	44-24	.647	23-11	10-9	11-4
Kansas State	13-11	.542	2.0	7-5	6-6	35-24	.593	19-8	14-11	2-5
Texas Tech	12-12	.500	3.0	8-4	4-8	41-23	.641	30-7	7-12	4-4
Oklahoma*	11-13	.458	4.0	6-6	5-7	32-28	.533	15-12	13-10	4-6
Kansas	8-16	.333	7.0	4-8	4-8	25-32	.439	10-8	8-17	7-7
Baylor	6-18	.250	9.0	5-7	1-11	20-35	.364	17-19	3-16	0-0

! Indicates regular season champions.

* Indicates the Big 12 postseason tournament champions.



2023 FINAL BIG 12 STATISTICS

HITTING STATISTICS

Player	Avg.	GP-GS	AB	R	H	2B	3B	HR	RBI	TB	SLG%	BB	HBP	SO	GDP	OB%	SF	SH	SB-ATT
Anthony Silva	.375	22-22	80	19	30	5	0	4	16	47	.588	9	4	9	1	.462	0	1	6-6
Cole Fontenelle	.367	24-24	90	28	33	11	1	6	22	64	.711	19	4	18	1	.496	0	0	12-14
Brayden Taylor	.311	24-24	90	30	28	7	0	9	21	62	.689	19	3	15	0	.439	2	0	6-6
Austin Davis	.311	24-24	90	17	28	8	0	2	22	42	.467	8	4	15	1	.385	2	2	8-8
Tre Richardson	.294	24-24	109	18	32	5	0	0	15	37	.339	7	2	23	0	.345	1	0	12-14
Karson Bowen	.280	24-24	93	16	26	5	0	4	23	43	.462	11	3	24	2	.367	2	0	1-2
Elijah Nunez	.271	24-24	85	21	23	6	1	3	15	40	.471	16	4	24	0	.410	0	3	8-8
Logan Maxwell	.261	16-15	46	9	12	3	0	1	7	18	.391	7	4	13	0	.404	0	2	1-2
Kurtis Byrne	.244	12-11	45	6	11	3	0	2	15	20	.444	5	0	8	2	.320	0	0	0-0
Luke Boyers	.193	18-14	57	14	11	2	1	2	8	21	.368	12	4	25	1	.370	0	0	1-1
David Bishop	.172	12-8	29	7	5	0	0	0	4	5	.172	9	0	13	1	.359	1	0	3-3
Jake Duer	.143	4-2	7	1	1	0	0	0	0	1	.143	1	0	3	1	.250	0	0	0-0
Brody Green	.000	6-0	4	0	0	0	0	0	0	0	.000	0	0	3	0	.000	0	0	0-0
Fisher Ingersoll	.000	1-0	0	0	0	0	0	0	0	0	.000	0	0	0	0	.000	0	0	0-0
Michael Petrie	.111	4-2	9	4	1	1	0	0	2	2	.222	3	0	1	1	.308	1	0	0-0
Totals	.291	24-24	825	186	240	55	3	33	168	400	.485	123	32	193	10	.400	8	8	58-64
Opponents	.258	24-24	790	142	204	32	6	30	132	338	.428	110	26	191	16	.364	9	3	21-24

LOB - Team (201), Opp (180). DPs turned - Team (20), Opp (12). IBB - Team (2), Bowen 1, Taylor 1, Opp (1). Picked off - Maxwell 1, Fontenelle 1, Richardson 1.

PITCHING STATISTICS

Player	ERA	W-L	App.	GS	CG	SO/CB	SV	IP	H	R	ER	BB	SO	2B	3B	HR	AB	B/Avg.	WP	HBP	BK	SF	SH
S. Stoutenborough	3.38	2-0	8	3	0	0/0	0	24.0	21	12	9	10	17	3	1	2	90	.233	0	1	0	1	0
Kole Klecker	4.96	5-3	8	8	0	0/0	0	45.1	39	26	25	21	32	9	2	9	171	.228	2	4	0	1	0
Louis Rodriguez	5.33	1-0	8	4	0	0/0	1	27.0	31	18	16	6	24	3	2	4	106	.292	0	5	0	1	0
Justin Hackett	0.00	0-0	1	0	0	0/0	0	1.0	1	0	0	0	1	0	0	0	3	.333	0	0	0	0	0
Hunter Hodges	2.08	0-0	6	0	0	0/0	0	4.1	4	1	1	3	5	0	0	0	14	.286	1	0	0	1	0
Luke Savage	2.70	0-2	6	0	0	0/0	0	6.2	2	3	2	5	6	0	0	0	21	.095	0	0	0	0	1
Garrett Wright	3.07	2-1	10	0	0	0/0	3	14.2	8	5	5	8	18	1	0	0	51	.157	6	1	0	1	0
Ben Abeldt	3.18	0-3	13	1	0	0/0	0	17.0	18	18	6	12	26	3	0	1	67	.269	2	4	0	1	1
Cohen Feser	5.23	1-0	7	0	0	0/0	0	10.1	11	6	6	4	6	2	0	1	39	.282	1	0	0	1	0
River Ridings	6.00	0-0	5	0	0	0/0	0	3.0	6	2	2	3	2	1	0	0	14	.429	2	1	0	0	1
Cam Brown	7.40	1-1	6	4	1	1/0	0	20.2	18	17	17	11	20	5	1	1	79	.228	4	4	0	1	0
Ryan Vanderhei	7.98	1-0	5	3	0	0/0	0	14.2	20	13	13	14	11	2	0	5	62	.323	3	3	0	0	0
Chase Hoover	9.53	0-1	4	1	0	0/0	0	11.1	14	12	12	8	15	1	0	6	47	.298	0	0	0	0	0
Mason Speaker	14.73	0-0	6	0	0	0/0	0	3.2	6	6	6	5	6	0	0	0	16	.375	0	3	0	1	0
Jax Traeger	16.20	0-0	2	0	0	0/0	0	1.2	5	3	3	0	2	2	0	1	10	.500	0	0	0	0	0
Totals	5.39	13-11	24	24	1	1/0	4	205.1	204	142	123	110	191	32	6	30	790	.258	21	26	0	9	3
Opponents	7.40	11-13	24	24	0	0/0	8	203.0	240	186	167	123	193	55	3	33	825	.291	27	32	6	8	8

PB - Team (2), Bowen 2, Opp (3). Pickoffs - Team (0), Opp (3). SBA/ATT - Bowen (21-24), Abeldt (3-5), Speaker (3-3), Klecker (3-3), Vanderhei (2-2), Rodriguez (2-2), Stoutenborough (2-2), Wright (2-2), Ridings (2-2), Hodges (1-1), Feser (0-1), Brown (1-1).

HORNED FROG INDIVIDUAL RECORDS

HITTING

BATTING AVERAGE

Season: .465 Mike Ramsey (1985)
 Career: .421 Mike Ramsey (1984-85)

GAMES PLAYED

Season: 68 Austin Davis (2023)
 68 Tre Richardson (2023)
 68 Elliott Barzilli, Evan Skoug (2017)
 68 Cam Warner, Josh Watson (2017)
 68 Bryan Holaday, Matt Curry (2010)
 Career: 253 Josh Watson (2016-19)

AT BATS

Game: 10 Derek Odell
 vs. Sam Houston State (5-31-14)
 Season: 283 Cam Warner (2016)
 Career: 933 Josh Watson (2016-19)

RUNS

Game: 6 many times, most recently
 Luke Boyers vs. TX Southern (2-23-21)
 Season: 77 Brayden Taylor (2023)
 77 Sam Lunsford (1996)
 Career: 232 Sam Lunsford (1995-98)

HITS

Game: 7 Brad Wallace vs. Maine (3-6-96)
 Season: 99 Jason Coats (2010)
 99 Bryan Holaday (2010)
 Career: 317 Royce Huffman (1996-99)

RBI

Game: 11 Tre Richardson at Arkansas (6-4-23)
 Season: 80 Chris Connally (1998)
 Career: 225 Royce Huffman (1996-99)

DOUBLES

Game: 3 13 times, most recently
 Jantzen Witte vs. Kansas (3-15-13)
 Season: 26 Matt Curry (2010)
 Career: 69 Jason Coats (2009-12)

TRIPLES

Game: 2 many times, most recently
 Cody Jones vs. N'Western St. (3-13-13)



Josh Watson played in and started all 253 games in his career, making him TCU's all-time leader in games played.

Season: 9 Bernard Walker (1986)
 Career: 17 Erick Macha (1999-01)

HOME RUNS

Game: 3 12 times, most recently
 Tre Richardson vs. Arkansas (6-4-23)
 Season: 23 Brayden Taylor (2023)
 23 Chris Connally (1997)
 23 Tom Hardgrove (1989)
 Career: 44 Royce Huffman (1996-99)

TOTAL BASES

Season: 176 Bryan Holaday (2010)
 Career: 528 Royce Huffman (1996-99)

SLUGGING PERCENTAGE

Season: .864 Chris Connally (1997)
 Career: .799 Chris Connally (1997-98)

SACRIFICES

Game: 3 Darren Thorpe
 vs. Southeastern Oklahoma (3-12-90)
 Season: 21 Kyle Bacak (2014)
 Career: 41 Jantzen Witte (2010-13)

WALKS

Game: 5 Kyle Von Tungeln vs. San Diego St. (4-20-12)
 5 Matt Curry vs. Arizona (6-5-10)
 Season: 57 Austen Wade (2016)
 57 Matt Curry (2010)
 Career: 162 Josh Watson (2016-19)

HIT BY PITCH

Season: 25 Levi Groomer (2000)
 Career: 42 Chad Huffman (2004-06)

STOLEN BASES

Game: 4 10 times, most recently
 Jeff Yarbrough vs. BYU (3-21-98)
 Season: 44 Darren Thorpe (1998)
 Career: 94 Darren Thorpe (1986, 88-90)

HIT FOR THE CYCLE

Last Time: Shelby Ford vs. Cincinnati (5-8-05)

FIELDING

PUTOUTS

Game: 27 Kevin Cron
 vs. Sam Houston State (5-31-14)
 Season: 625 Matt Curry (2010)
 Career: 1,371 Matt Vern (2006-09)

ASSISTS

Game: 11 Keaton Jones
 vs. Sam Houston State (5-31-14)
 Season: 208 Keaton Jones (2015)
 Career: 760 Keaton Jones (2012-15)

ERRORS

Game: 4 Stuart Musslewhite
 vs. Oklahoma (4-12-05)
 4 Sonny Cason vs. Texas Tech (3-2-74)
 Season: 27 Taylor Featherston (2011)
 27 Taylor Featherston (2009)
 27 Kerby Smith (1994)
 Career: 70 Taylor Featherston (2009-11)



Preston Morrison dominated on the mound for four years. He's the only Horned Frog to throw over 400 innings in his career.

PITCHING

EARNED RUN AVERAGE

Season: 1.11 Tommy Gramly (1966)
 Career: 1.11 Tommy Gramly (1966)

APPEARANCES

Season: 38 Justin Scharf (2012)
 Career: 96 Trent Appleby (2008-11)

GAMES STARTED

Season: 19 Brian Howard (2017)
 19 Kyle Winkler (2010)
 Career: 61 Preston Morrison (2012-15)

VICTORIES

Season: 16 Matt Purke (2010)
 Career: 38 Frank Johnstone (1971-74)

INNINGS PITCHED

Season: 129.2 Preston Morrison (2014)
 Career: 471.1 Preston Morrison (2012-15)

COMPLETE GAME

Season: 11 Kenny Benedict (1977)
 Career: 37 Frank Johnstone (1971-74)

SAVES

Season: 17 Durbin Feltman (2017)
 Career: 32 Durbin Feltman (2016-18)
 Riley Ferrell (2013-15)

STRIKEOUTS

Game: 18 Tommy Gramly
 vs. Texas Tech (4-9-77)
 Season: 151 Lance Broadway (2005)
 Career: 336 Shawn Thompson (1997-00)

WALKS

Game: 11 Brian Ohnoutka vs. Texas (3-30-85)
 Season: 68 Mickey McCarty (1967)
 Career: 153 Cameron Young (1977-80)

HORNED FROG TEAM RECORDS

HITTING

BATTING AVERAGE

Season334 (2010)

SLUGGING PERCENTAGE

Season551 (2010)

LEFT ON BASE

Season 573 (1996)

AT BATS

Game 72 vs. Sam Houston State (5-31-14)

Season 2,427 (2010)

RUNS

Game 30 at Kansas (5-14-22)

30 vs. Louisville (5-16-03)

Season 574 (2010)

HITS

Game 35 vs. Louisville (5-16-03)

Season 811 (2010)

RBI

Game 30 at Kansas (5-14-22)

Season 519 (2010)

DOUBLES

Game 9 @ UT Pan American (4-11-09)

9 vs. New Mexico (3-21-99)

Season 178 (2010)

TRIPLES

Game 4 vs. Fresno St. (4-7-00)

4 vs. Texas A&M (4-6-57)

Season 33 (1998, 2001)

HOME RUNS

Game 9 @ New Mexico (5-9-10)

9 @ Charlotte (4-23-05)

9 vs. Iowa State (3-15-01)

Season 101 (2010)

TOTAL BASES

Game 67 @ New Mexico (5-9-10)

Season 1,338 (2010)

STOLEN BASES

Game 10 vs. Texas A&M (5-12-56)

Season 141 (2023)

SACRIFICES

Game 7 vs. San Diego State (4-1-10)

Season 104 (2010)

WALKS

Game 22 vs. Rice (4-16-48)

Season 382 (1996)

HIT BY PITCH

Game 6 vs. Northern Colorado (2-18-14)

6 vs. Dayton (6-2-12)

6 vs. Dallas Baptist (2-5-04)

6 vs. UT-Arlington (2-5-99)

6 vs. UT-Arlington (2-2-98)

Season: 91 (2011)

FIELDING

FIELDING PERCENTAGE

Season979 (2015)

PUTOUTS

Game 66 vs. Sam Houston State (5-31-14)

Season 1,831 (2017)

ASSISTS

Game 29 vs. Sam Houston State (5-31-14)

Season 786 (2008)

ERRORS

Game 9 vs. Oklahoma (4-12-05)

Season 130 (1996)

DOUBLE PLAYS

Game 5 vs. San Diego State (5-20-12)

Season 71 (2010)

PITCHING

EARNED RUN AVERAGE

Season 1.71 (1972)

MOST RUNS ALLOWED

Game 26 vs. SW Missouri St. (4-8-90)

Season 464 (1996)

FEWEST RUNS ALLOWED PER GAME

Season 2.12 (1972)

MOST HITS ALLOWED

Game 26 (2 times)

Season 670 (2004)

FEWEST HITS ALLOWED

Season 237 (1972)

STRIKEOUTS

Game 26 vs. Texas A&M (3-4-17)

Season 643 (2017)

WALKS

Game 15 vs. Oklahoma St. (3-31-87)

Season 382 (1996)

SAVES

Season 22 (2017)

MOST INNINGS

Game 22 vs. Sam Houston State (5-31-14)

Season 610.1 (2017)

TEAM

MOST GAMES PLAYED 68 (2010, 2017, 2023)

MOST VICTORIES 54 (2010)

MOST LOSSES 35 (1987)

WINNING PCT840 (21-4) (1963)

LARGEST MARGIN OF VICTORY
..... 28 vs. Louisville (30-2) (5-16-03)

FROGS IN NCAA RECORD BOOK

CONSECUTIVE TIMES ON BASE

17 Lew Williams (1987)


(16 times vs. Rice, 1 vs. N. Texas)

TEAM WALKS IN AN INNING

11 vs. Dallas Baptist (2-23-98)

INDIVIDUAL WALKS IN AN INNING

3 Jeff Yarbrough vs. Dallas Baptist (2-23-98)



Jeff Yarbrough holds the NCAA record for most walks in an inning, drawing three in a 1998 contest against Dallas Baptist.



Durbin Feltman was instrumental in the Frogs setting a season record of 22 saves in 2017. He posted a school-record 17 saves in 2017.

INDIVIDUAL SEASON RECORDS

GAMES PLAYED

68	Austin Davis (2023)
68	Tre Richardson (2023)
68	Elliott Barzilli (2017)
68	Evan Skoug (2017)
68	Cam Warner (2017)
68	Josh Watson (2017)
68	Bryan Holaday (2010)
68	Matt Curry (2010)

AT-BATS

283	Cam Warner (2016)
279	Bryan Holaday (2010)
274	Jason Coats (2010)
270	Tre Richardson (2023)
268	Cam Warner (2017)

RUNS SCORED

77	Brayden Taylor (2023)
77	Sam Lunsford (1996)
75	Royce Huffman (1999)
72	Bryan Holaday (2010)
72	Chris Connally (1998)

HITS

99	Bryan Holaday (2010)
99	Jason Coats (2010)
97	Chad Huffman (2004)
94	Luken Baker (2016)
94	Terry Trofholz (2002)
94	Royce Huffman (1999)

BATTING AVG. (MIN. 150 AB)

.465	Mike Ramsey (1985)
.441	Terry Trofholz (2002)
.422	Royce Huffman (1999)
.420	Royce Huffman (1998)
.414	Chris Connally (1997)

RUNS BATTED IN

80	Chris Connally (1998)
77	Royce Huffman (1998)
72	Chris Connally (1997)
72	Tommy Crain (1974)
71	Evan Skoug (2017)
71	Austin Adams (2007)
71	Chad Huffman (2006)
71	Tom Hardgrove (1989)

DOUBLES

26	Matt Curry (2010)
24	Bryan Holaday (2010)
23	Tommy Sacco (2022)
23	Jason Coats (2010)
23	Matt Carpenter (2009)

TRIPLES

9	Bernard Walker (1986)
8	Rudy Rivera (2001)
8	Erick Macha (2000)
8	Paul Gonzalez (1989)
8	Bubba Jackson (1986)

HOME RUNS

23	Brayden Taylor (2023)
23	Chris Connally (1997)
23	Tom Hardgrove (1989)
21	Chris Thomsen (1991)
20	Evan Skoug (2017)

TOTAL BASES

176	Bryan Holaday (2010)
171	Chris Connally (1997)
169	Jason Coats (2010)
168	Matt Curry (2010)
167	Chris Connally (1998)

STOLEN BASES

44	Darren Thorpe (1989)
43	Darren Thorpe (1990)
34	Fred Benavides (1987)
33	Cody Jones (2015)
33	Bernard Walker (1986)

SLUGGING PCT. (MIN 150 AB)

.864	Chris Connally (1997)
.783	Royce Huffman (1998)
.748	Tommy Crain (1974)
.742	Chad Huffman (2006)
.742	Chris Connally (1998)
.742	Mike Ramsey (1985)

WALKS

58	Elijah Nunez (2022)
57	Austen Wade (2016)
57	Matt Curry (2010)
55	Brayden Taylor (2022)
54	Brayden Taylor (2023)
54	Sam Lunsford (1996)

HIT BY PITCH

25	Levi Groomer (2000)
21	Ben Carruthers (2008)
20	Chad Huffman (2004)
19	Mark Silva (1999)
18	Taylor Featherston (2011)
18	Clint Arnold (2007)
18	Shelby Ford (2005)
18	Shelby Ford (2004)

STRIKEOUTS

98	Evan Skoug (2017)
67	Walter Olmstead (2001)
65	Luke Boyers (2022)
65	Tommy Sacco (2021)
65	Josh Watson (2016)

SACRIFICES

21	Kyle Bacak (2014)
19	Hunt Woodruff (2008)
18	Aaron Schultz (2010)
18	Bryan Kervin (2006)
17	Keaton Jones (2015)

PUTOUTS

625	Matt Curry (2010)
520	Walter Olmstead (2001)
514	Evan Skoug (2017)
513	Zach Humphreys (2021)
511	Walter Olmstead (2002)

ASSISTS

208	Keaton Jones (2015)
207	Cam Warner (2017)
203	Ben Carruthers (2008)
197	Taylor Featherston (2010)
196	Keaton Jones (2014)

PITCHING APPEARANCES

38	Justin Scharf (2012)
33	Jeff Baker (1994)
32	Ben Abeldt (2023)
32	Riley Ferrell (2015)
32	Sam Demel (2007)
32	Robbie Findlay (2004)

GAMES STARTED

19	Kyle Winkler (2010)
18	Preston Morrison (2014)
18	Matt Purke (2010)
18	Steven Maxwell (2010)
18	Flint Wallace (1996)
18	Clayton Jerome (2004)

VICTORIES

16	Matt Purke (2010)
15	Lance Broadway (2005)
14	Jake Arrieta (2006)
12	Brian Howard (2017)
12	Preston Morrison (2015)
12	Kyle Winkler (2010)

INNINGS PITCHED

129.2	Preston Morrison (2014)
122.0	Preston Morrison (2015)
117.0	Lance Broadway (2005)
116.2	Kyle Winkler (2010)
116.1	Matt Purke (2010)

COMPLETE GAMES

11	Kenny Benedict (1977)
10	Frank Johnstone (1973)
10	Frank Johnstone (1972)
10	Jess Cole (1972)
10	Lance Brown (1963)
10	Mickey McCarty (1967)

STRIKEOUTS

151	Lance Broadway (2005)
142	Matt Purke (2010)
134	Brandon Finnegan (2014)
131	Nick Lodolo (2019)
125	Brad Furnish (2006)

EARNED RUN AVERAGE

1.11	Tommy Gramly (1966)
1.25	Frank Johnstone (1972)
1.46	Rod Monahan (1970)

SAVES

17	Durbin Feltman (2017)
15	Riley Ferrell (2014)
14	Riley Ferrell (2015)
13	Sam Demel (2007)
12	Haylen Green (2021)
11	Robbie Findlay (2004)

INDIVIDUAL CAREER RECORDS

GAMES PLAYED

253	Josh Watson (2016-19)
251	Keaton Jones (2012-15)
241	Matt Carpenter (2005-09)
234	Jason Coats (2009-12)
234	Austin Adams (2004-07)

AT-BATS

933	Josh Watson (2016-19)
909	Jason Coats (2009-12)
845	Derek Odell (2012-15)
843	Matt Carpenter (2005-09)
823	Keaton Jones (2012-15)

RUNS SCORED

232	Sam Lunsford (1995-98)
229	Royce Huffman (1996-99)
199	Josh Watson (2016-19)
192	Jason Coats (2009-12)
186	Brayden Taylor (2021-23)

HITS

317	Royce Huffman (1996-99)
304	Jason Coats (2009-12)
268	Josh Watson (2016-19)
263	Matt Carpenter (2005-09)
263	Chad Huffman (2004-06)

BATTING AVG. (MIN. 250 AB)

.421	Mike Ramsey (1984-85)
.400	Royce Huffman (1996-99)
.395	Chris Connally (1997-98)
.378	Scott Malone (1990-92)
.374	Chad Huffman (2004-06)

RUNS BATTED IN

225	Royce Huffman (1996-99)
202	Jason Coats (2009-12)
175	Austin Adams (2004-07)
168	Evan Skoug (2015-17)
168	Chad Huffman (2004-06)

DOUBLES

69	Jason Coats (2009-12)
63	Jantzen Witte (2010-13)
59	Royce Huffman (1996-99)
57	Matt Carpenter (2005-09)
54	Josh Watson (2016-19)

TRIPLES

17	Erick Macha (1999-2001)
14	Brad Wallace (1992-96)
13	Taylor Featherston (2009-11)
13	Mike Losa (1988-92)
12	Jason Coats (2009-12)
12	Bernard Walker (1985-86)

HOME RUNS

48	Brayden Taylor (2021-23)
44	Royce Huffman (1996-99)
40	Chris Connally (1997-98)
39	Chad Huffman (2004-06)
36	Evan Skoug (2015-17)
36	Ryan Dunn (1995-97)

TOTAL BASES

528	Royce Huffman (1996-99)
496	Jason Coats (2009-12)
439	Chad Huffman (2004-06)
430	Josh Watson (2016-19)
417	Austin Adams (2004-07)

SLUGGING PCT. (MIN 250 AB)

.799	Chris Connally (1997-98)
.666	Royce Huffman (1996-99)
.624	Chad Huffman (2004-06)
.619	Mike Ramsey (1984-85)
.614	Jeff Newman (1968-70)

WALKS

162	Josh Watson (2016-19)
158	Brayden Taylor (2021-23)
158	Royce Huffman (1996-99)
150	Matt Carpenter (2005-09)
143	Sam Lunsford (1995-98)

STRIKE OUTS

224	Josh Watson (2016-19)
195	Evan Skoug (2015-17)
179	Connor Wanhanen (2015-18)
174	Luke Boyers (2021-present)
172	Keaton Jones (2012-15)
172	Matt Vern (2006-09)

STOLEN BASES

94	Darren Thorpe (1986, 88-90)
91	Sam Lunsford (1995-98)
75	Cody Jones (2013-15)
64	Jeff Yarbrough (1995-98)
61	Elijah Nunez (2021-23)

SACRIFICES

52	Keaton Jones (2012-15)
41	Jantzen Witte (2010-13)
40	Bryan Kervin (2006-08)
33	Kyle Bacak (2013-14)
33	Terry Trofholz (2001-03)

PUTOUTS

1,475	Zach Humphreys (2017-21)
1,391	Evan Skoug (2015-17)
1,371	Matt Vern (2006-09)
1,284	David Wallace (1996-99)
1,249	Bryan Holaday (2008-10)

ASSISTS

760	Keaton Jones (2012-15)
554	Taylor Featherston (2009-11)
515	Trey Brooks (1978-81)
507	Derek Odell (2012-15)
492	Ben Carruthers (2006-09)
492	Bryan Kervin (2006-08)

PITCHING APPEARANCES

96	Trent Appleby (2008-11)
89	Augie Mihlbauer (2018-22)
88	Haylen Green (2017-21)
88	Trey Teakell (2011-15)
88	Tyler Lockwood (2007-10)

GAMES STARTED

61	Preston Morrison (2012-15)
54	Clayton Jerome (2001-04)
54	Shawn Thompson (1971-74)
47	Frank Johnstone (1971-74)
46	Nick Lodolo (2017-19)
46	Kyle Winkler (2009-11)

VICTORIES

38	Frank Johnstone (1971-74)
37	Preston Morrison (2012-15)
28	Clayton Jerome (2001-04)
27	Kyle Winkler (2009-11)
27	Scott Atchison (1995-99)

INNINGS PITCHED

471.1	Preston Morrison (2012-15)
386.0	Clayton Jerome (2001-04)
378.0	Frank Johnstone (1971-74)
371.2	Shawn Thompson (1997-2001)
304.0	Scott Atchison (1995-99)

COMPLETE GAMES

37	Frank Johnstone (1971-74)
20	Reuben Tomlin (1975-78)
18	Brian Ohnoutka (1983-85)

STRIKE OUTS

336	Shawn Thompson (1997-2000)
322	Preston Morrison (2012-15)
312	Clayton Jerome (2001-04)
307	Scott Atchison (1995-99)
299	Frank Johnstone (1971-74)

WALKS

153	Cameron Young (1977-80)
145	Brian Ohnoutka (1983-85)
130	Kelly Johns (1991-93)

EARNED RUN AVERAGE

1.11	Tommy Gramly (1966)
1.50	Chuck Machemehl (1967-68)
1.62	Lance Broadway (2005)
1.63	Mickey McCarty (1967-68)
1.85	Preston Morrison (2012-15)

SAVES

32	Durbin Feltman (2016-18)
32	Riley Ferrell (2013-15)
20	Sam Demel (2005-07)
15	Travis Barr (1989-91)
14	Tim Grieve (1990, 92-94)



Jason Coats left his mark on the record book, ranking in the top five of most offensive categories.

BATTING STATISTICS SINCE 1966

YEAR	GP	AVG.	AB	R	H	2B	3B	HR	RBI	TB	SLG%	OB%	SB	BB	HBP	SO	SF	SH	PO	A	E	PCT.
1966	31	.278	1078	208	300	56	8	20	174	432	.401	—	43	169	14	196	—	30	848	307	41	.966
1967	30	.276	990	173	273	40	5	24	151	395	.399	—	21	156	7	148	—	34	775	333	49	.958
1968	29	.278	980	177	272	53	8	27	146	422	.431	—	30	130	11	228	—	23	755	313	57	.950
1969	30	.304	963	195	293	37	7	24	174	416	.432	—	19	125	—	151	—	—	728	295	58	.939
1970	32	.260	988	132	257	31	10	15	118	353	.357	—	31	119	16	203	—	30	770	250	53	.950
1971	41	.261	1226	399	321	50	8	25	185	462	.377	—	27	147	—	172	—	—	—	—	—	—
1972	42	.276	1193	189	331	45	13	20	153	462	.387	—	33	177	13	213	—	21	914	402	52	.961
1973	43	.268	1235	228	331	57	10	26	191	486	.394	—	48	188	7	238	—	22	995	485	53	.965
1974	48	.313	1462	314	457	57	9	49	270	679	.464	—	61	215	13	212	—	26	1111	442	67	.958
1975	46	.276	1411	267	390	61	13	33	230	576	.408	—	39	194	15	168	—	—	1183	452	77	.955
1976	46	.282	1346	233	380	57	11	33	206	558	.415	—	58	170	18	203	—	—	1061	465	62	.961
1977	45	.275	1362	247	375	58	6	14	217	487	.358	.380	51	199	21	169	6	9	1025	368	85	.949
1978	47	.265	1392	242	360	53	10	37	201	544	.391	.375	42	229	13	217	10	26	1051	441	75	.952
1979	45	.267	1259	213	336	64	6	29	178	499	.396	.369	51	178	8	163	11	26	996	496	66	.958
1980	49	.290	1417	282	411	91	12	27	249	607	.428	.414	46	268	10	170	13	48	1108	477	82	.951
1981	46	.259	1269	224	329	51	15	22	198	491	.387	.379	78	216	8	206	13	33	1031	534	68	.958
1982	43	.254	1194	199	303	46	5	19	167	416	.348	.376	40	197	15	196	13	27	960	447	96	.936
1983	51	.301	1580	306	475	79	21	27	280	680	.430	.400	42	223	16	225	13	29	1184	477	84	.952
1984	47	.304	1454	277	442	73	13	24	234	613	.422	.414	98	228	14	215	18	27	1129	493	84	.951
1985	52	.306	1523	318	466	63	19	32	283	663	.435	.409	91	223	16	218	15	22	1188	533	62	.965
1986	60	.321	1879	421	603	91	31	32	366	852	.453	.430	101	266	29	275	37	39	1418	634	92	.957
1987	59	.289	1834	342	530	88	13	41	294	767	.418	.387	86	243	16	299	21	20	1384	542	97	.952
1988	59	.293	1863	334	545	94	19	46	298	815	.437	.395	42	254	20	314	26	21	1419	562	100	.952
1989	59	.282	1765	393	497	86	25	59	335	810	.459	.403	108	298	16	334	26	16	1379	534	77	.961
1990	59	.302	1869	378	564	89	25	55	318	868	.464	.402	133	264	13	312	21	25	1421	524	129	.938
1991	59	.290	1832	337	531	88	18	52	281	811	.443	.387	46	242	22	274	16	29	1434	576	94	.955
1992	55	.277	1759	267	487	80	12	30	237	681	.387	.373	54	215	23	274	20	32	1379	505	86	.956
1993	56	.302	1809	397	546	101	30	53	348	866	.479	.407	52	253	31	335	22	15	1364	506	89	.955
1994	60	.308	2011	486	619	120	24	69	434	809	.402	.429	58	351	34	353	24	22	1521	655	98	.957
1995	56	.281	1775	367	498	103	18	43	316	766	.432	.397	99	325	30	369	19	19	1362	585	115	.944
1996	67	.320	2306	538	739	151	23	58	478	1110	.481	.424	134	382	57	448	32	26	1683	762	130	.950
1997	53	.324	1851	437	600	108	18	75	391	969	.524	.411	59	252	43	356	30	19	1347	635	112	.947
1998	56	.308	1947	481	599	108	33	76	440	1001	.514	.408	98	297	52	405	28	16	1460	614	61	.971
1999	58	.308	2024	473	623	130	22	66	435	995	.492	.412	71	303	83	375	38	26	1537	591	100	.955
2000	56	.291	1885	310	548	112	24	44	279	840	.446	.372	69	189	69	375	22	36	1445	640	96	.956
2001	60	.309	2058	387	635	117	33	50	348	968	.470	.383	57	221	42	373	21	35	1542	684	70	.970
2002	59	.304	1996	390	606	111	21	51	354	912	.457	.378	88	196	55	349	23	48	1513	629	66	.970
2003	57	.307	1958	403	602	117	20	60	368	939	.480	.382	79	203	50	367	29	34	1470	571	79	.963
2004	65	.294	2245	427	660	119	13	73	380	1024	.456	.379	63	229	88	415	15	27	1703	643	93	.962
2005	61	.310	2197	454	680	144	14	75	411	1077	.490	.393	43	246	67	435	17	29	1622	616	93	.960
2006	62	.311	2149	431	669	124	13	52	397	975	.454	.401	62	268	68	408	20	53	1648	606	74	.968
2007	62	.310	2167	458	672	135	17	64	411	1033	.477	.390	65	207	89	340	19	51	1656	709	61	.975
2008	63	.301	2149	415	647	134	17	37	375	926	.431	.381	60	222	76	310	33	62	1702	786	62	.976
2009	58	.308	2015	418	621	134	21	67	375	998	.495	.387	59	228	54	386	34	46	1553	718	73	.969
2010	68	.334	2427	574	811	178	23	101	519	1338	.551	.410	72	269	73	474	41	63	1823	773	78	.971
2011	62	.306	2144	416	655	141	24	50	375	994	.464	.387	78	217	91	396	38	51	1681	729	84	.966
2012	62	.271	2084	360	564	99	16	39	311	812	.390	.358	63	235	59	422	22	42	1666	709	84	.966
2013	57	.246	1893	246	465	74	11	13	225	600	.317	.335	38	220	46	362	22	51	1543	731	65	.972
2014	66	.278	2260	333	628	101	12	14	291	795	.352	.368	93	262	75	353	26	64	1840	757	60	.977
2015	66	.285	2255	388	643	88	13	27	339	838	.372	.368	119	261	49	459	27	29	1809	730	55	.979
2016	67	.302	2297	467	693	139	22	55	407	1041	.453	.393	97	315	47	446	26	7	1759	700	65	.974
2017	68	.268	2290	451	614	109	21	58	408	921	.402	.373	108	355	49	558	32	3	1831	705	67	.974
2018	56	.261	1872	332	488	79	13	39	290	710	.379	.378	83	313	52	436	21	10	1509	519	60	.971
2019	62	.293	2134	398	626	120	15	65	358	971	.455	.387	75	97	44	457	24	4	1622	526	85	.962
2020*	15	.263	510	107	134	33	4	15	98	220	.431	.384	26	86	18	138	5	1	495	159	10	.983
2021	60	.289	2052	468	592	113	25	61	430	938	.457	.402	121	346	63	513	27	8	1583	590	53	.976
2022	60	.270	2018	428	545	118	12	62	394	873	.433	.382	101	341	43	475	32	8	1576	557	48	.978
2023	68	.298	2322	532	693	143	10	89	493	1123	.484	.401	141	335	84	534	34	29	1798	629	54	.978

* - COVID-19 Shortened Season

TOP 10 TEAMS	
BATTING AVERAGE	
1.	2010.....394
2.	1997.....324
3.	1985.....321
4.	1996.....320
5.	1974.....313
6.	2006.....311
7.	2007.....310
8.	2005.....310
9.	2001.....309
10.	2009.....308
	1999.....308
	1998.....308
	1994.....308
RUNS	
1.	2010.....574
2.	1996.....538
3.	2023.....532
4.	1994.....486
5.	1998.....481
6.	1999.....473
7.	2021.....468
8.	2016.....467
9.	2007.....458
10.	2005.....454
RUNS PER GAME	
1.	1971.....9.73
2.	1998.....8.59
3.	2010.....8.44
4.	1997.....8.25
5.	1999.....8.12
6.	1994.....8.10
7.	1996.....8.03
8.	2023.....7.82
9.	2021.....7.80
10.	2005.....7.44
RUNS BATTED IN	
1.	2010.....519
2.	2023.....493
3.	1996.....478
4.	1998.....440
5.	1999.....435
6.	1994.....434
7.	2021.....430
8.	2007.....411
9.	2005.....411
10.	2017.....408
HITS	
1.	2010.....811
2.	1996.....739
3.	2023.....693
4.	2016.....693
5.	200

BATTING LEADERS SINCE 1966

BATTING AVERAGE			HITS			HOME RUNS			RUNS BATTED IN			STOLEN BASES			
1966	Jimmy Duffy	.343	1966	Jimmy Duffy	44	1966	Mickey Yates	7	1966	Jimmy Duffy	24	1966	Eddie Driggers	12	
1967	Richard Hooper	.377	1967	Richard Hooper	40	1967	Mickey Yates	8	1967	Mickey Yates	20	1967	Parke Davidson	4	
1968	Larry Peel	.351	1968	Jeff Newman	42	1968	Jeff Newman	7	1968	Jeff Newman	31	1968	Dick Turner	8	
1969	Dick Gage	.375	1969	Dick Gage	42	1969	Jeff Newman	7	1969	Jeff Newman	31	1969	Roger Williams	6	
1970	Mike Marion	.389	1970	Glenn Monroe	34		Bill Ferguson	7	1970	Jeff Newman	20	1970	Glenn Monroe	5	
1971	Glenn Monroe	.353	1971	Phil Turner	47	1970	Jeff Newman	7	1971	Glenn Monroe	35	1971	Glenn Monroe	10	
1972	Jimmy Torres	.343	1972	Jimmy Torres	48	1971	Glenn Monroe	6	1972	Jimmy Torres	33	1972	Tom Butler	12	
1973	Phil Turner	.388	1973	Tom Butler	50	1972	Dana Carden	6	1973	Phil Turner	38	1973	Tom Butler	29	
1974	Tommy Crain	.401	1974	Tommy Crain	67	1973	Gene Burton	9	1974	Tommy Crain	72	1974	Phil Turner	17	
1975	Tommy Crain	.396	1975	Tommy Crain	59	1974	Tommy Crain	16	1975	Tommy Crain	46	1975	Gene Burton	8	
1976	Gene Burton	.353	1976	Gene Burton	55	1975	Gene Burton	7	1976	Gene Burton	41	1976	Danny Twardowski	19	
1977	Biff LeFevre	.349	1977	Biff LeFevre	57	1976	Gene Burton	9	1977	Biff LeFevre	39	1977	Biff LeFevre	11	
1978	Steve Houk	.346	1978	Trey Brooks	45	1977	Biff LeFevre	8	1978	Biff LeFevre	33	1978	Terry Bellows	15	
1979	Don Peterson	.347		John Shelley	45	1978	Biff LeFevre	12	1979	Trey Brooks	33	1979	Don Peterson	16	
1980	Scott Ringnald	.361	1979	Don Peterson	52	1979	Trey Brooks	11	1980	Scott Ringnald	36	1980	Don Peterson	13	
1981	Tom Houk	.333	1980	Scott Ringnald	53	1980	Trey Brooks	6	1981	Luis Rojas	35	1981	Trey Brooks	23	
1982	Denny Day	.318	1981	Trey Brooks	47	1981	Luis Rojas	8	1982	Barry Davis	24	1982	John Harrick	8	
1983	John Herrick	.359	1982	Carlos Barrett	37	1982	Barry Davis	6	1983	Jeff Shafer	41	1983	Kenny Crafton	8	
1984	Johnny Morgan	.380	1983	John Herrick	60	1983	Jeff Shafer	6	1984	Mike Ramsey	46	1984	Kenny Crafton	20	
1985	Mike Ramsey	.465	1984	Mike Ramsey	55	1984	Darrin Roberts	8	1985	Mike Ramsey	42	1985	Val Joe Walker	23	
1986	Bubba Jackson	.357	1985	Mike Ramsey	72	1985	Mike Ramsey	9	1986	Tony Wilmot	48	1986	Bernard Walker	33	
1987	Lew Williams	.348	1986	Tony Wilmot	73	1986	Bubba Jackson	7	1987	Brian Veilleux	53	1987	Fred Benavides	34	
1988	Paul Gonzalez	.337	1987	Lew Williams	69		Bernard Walker	7	1988	Paul Gonzalez	48	1988	Mike Moore	11	
1989	Bob Jones	.311	1988	Paul Gonzalez	69	1987	Lew Williams	9	1989	Tom Hardgrove	71	1989	Darren Thorpe	44	
1990	Scott Malone	.358	1989	Tom Hardgrove	60	1988	Paul Gonzalez	14	1990	Paul Gonzalez	59	1990	Darren Thorpe	43	
1991	Scott Malone	.385	1990	Mike Losa	78	1989	Tom Hardgrove	23	1991	Chris Thomsen	70	1991	Scott Malone	9	
1992	Scott Malone	.394	1991	Scott Malone	82	1990	Paul Gonzalez	16	1992	Scott Malone	44	1992	Scott Malone	11	
1993	Adam Robson	.378		Chris Thomsen	82	1991	Chris Thomsen	21	1993	Adam Robson	42	1993	Kemp Laidley	13	
1994	Darren Tawwater	.343	1992	Scott Malone	74	1992	Scott Malone	7	1994	Darren Tawwater	59	1994	Shannon Coulter	13	
1995	Jason McClure	.327	1993	Adam Robson	68	1993	Adam Robson	12	1995	Gavin Millay	56	1995	Sam Lunsford	20	
1996	Jeff McCurdy	.365	1994	Darren Tawwater	68		Gavin Millay	12	1996	Ryan Dunn	64	1996	Sam Lunsford	32	
1997	Chris Connally	.414	1995	Jason McClure	64	1994	Darren Tawwater	15	1997	Chris Connally	72	1997	Sam Lunsford	17	
1998	Royce Huffman	.420	1996	David Johnson	89		Adam Robson	15	1998	Chris Connally	80	1998	Jeff Yarbrough	25	
1999	Royce Huffman	.422	1997	Chris Connally	82	1995	Jason McClure	11	1999	Royce Huffman	64	1999	Eric McLamore	17	
2000	Mark Hamilton	.370	1998	Royce Huffman	89	1996	Ryan Dunn	11	2000	Mark Hamilton	41	2000	Erick Macha	16	
2001	Erick Macha	.350	1999	Royce Huffman	94	1997	Chris Connally	23	2001	Tom Bates	55	2001	Erick Macha	18	
2002	Terry Trofholz	.441	2000	Mark Hamilton	74	1998	Chris Connally	17	2002	Walter Olmstead	54	2002	Terry Trofholz	22	
2003	Jake Duncan	.368	2001	Erick Macha	85		Royce Huffman	17	2003	Mike Settle	58	2003	Terry Trofholz	19	
2004	Chad Huffman	.383	2002	Terry Trofholz	94	1999	Royce Huffman	15	2004	Chris Neuman	58	2004	Ramon Moses	23	
2005	Shelby Ford	.370	2003	Jake Duncan	81	2000	Mark Hamilton	9	2005	Chad Huffman	53	2005	Shelby Ford	12	
2006	Chad Huffman	.388	2004	Chad Huffman	97	2001	Walter Olmstead	10	2006	Chad Huffman	71	2006	Ryan Pack	16	
2007	Keith Conlon	.399	2005	Chad Huffman	85	2002	Walter Olmstead	12	2007	Austin Adams	71	2007	Clint Arnold	13	
2008	Clint Arnold	.378	2006	Bryan Kervin	85	2003	Chris Neuman	16	2008	Chris Ellington	55	2008	Clint Arnold	16	
2009	Matt Vern	.360	2007	Austin Adams	78	2004	Shelby Ford	16	2009	Matt Vern	54	2009	Matt Vern	16	
2010	Jason Coats	.361	2008	Clint Arnold	90	2005	Chad Huffman	12	2010	Jason Coats	69	2010	Matt Curry	12	
2011	Taylor Featherston	.335	2009	Chris Ellington	78	2006	Chad Huffman	18	2011	Jason Coats	56	2011	Brance Rivera	14	
2012	Kevin Cron	.338	2010	Bryan Holaday	99	2007	Austin Adams	14	2012	Jason Coats	45	2012	Josh Elander	14	
2013	Boomer White	.314		Jason Coats	99	2008	Matt Carpenter	11	2013	Jantzen Witte	34	2013	Cody Jones	13	
2014	Garrett Crain	.324	2011	Jantzen Witte	84	2009	Matt Vern	17	2014	Boomer White	49	2014	Cody Jones	29	
2015	Cody Jones	.353	2012	Josh Elander	70	2010	Matt Curry	18	2015	Evan Skoug	46	2015	Cody Jones	33	
2016	Luken Baker	.379	2013	Jantzen Witte	61	2011	Jason Coats	8	2016	Luken Baker	62	2016	Elliott Barzilli	14	
2017	Austen Wade	.332	2014	Boomer White	84		Joe Weik	8	2017	Evan Skoug	71	2017	Nolan Brown	26	
2018	A.J. Balta	.310	2015	Cody Jones	89	2012	Josh Elander	11	2018	A.J. Balta	59	2018	Coby Boulware	24	
2019	Jake Guenther	.345	2016	Luken Baker	94	2013	Paul Hendrix	5	2019	Austin Henry	43	2019	Jake Guenther	14	
2020*	Gray Rodgers	.373	2017	Austen Wade	82	2014	Kevin Cron	6	2020*	Conner Shepherd	14	2020*	Hunter Wolfe	6	
2021	Porter Brown	.342	2018	Josh Watson	64	2015	Evan Skoug	7		Gene Wood	14		Gene Wood	6	
2022	Tommy Sacco	.355	2019	Josh Watson	81	2016	Luken Baker	11	2021	Phillip Sikes	63	2021	Gene Wood	17	
2023	Cole Fontenelle	.352	2020*	Gray Rodgers	22		Josh Watson	11	2022	Tommy Sacco	58	2022	Elijan Nunez	31	
			2021	Brayden Taylor	72	2017	Evan Skoug	20	2023	Brayden Taylor	70	2023	Tre Richardson	25	
			2022	Tommy Sacco	82	2018	Luken Baker	9							
			2023	Tre Richardson	84	2019	Johnny Rizer	11							
						2020*	Gene Wood	5							
						2021	Brayden Taylor	12							
						2022	Tommy Sacco	14							
						2023	Brayden Taylor	23							

* - COVID-19 Shortened Season

PITCHING STATISTICS SINCE 1966

YEAR	ERA	W-L-T	CG	SHO	SVS	IP	H	H/9	R	ER	BB	BB/9	SO	SO/9	2B	3B	HR	B/AVG.	HBP
1966	2.50	21-9-1	13	3	N/A	281.0	192	6.1	103	78	127	4.1	289	9.3	30	4	7	.190	10
1967	1.99	20-9-1	17	5	N/A	258.1	187	6.5	81	57	136	4.7	185	6.5	26	5	8	.206	10
1968	2.83	20-9-0	6	3	N/A	245.0	204	7.5	110	77	117	4.3	188	6.9	30	12	14	.215	7
1969	2.78	22-8-0	9	2	N/A	246.0	210	7.7	125	76	152	5.6	197	7.2	N/A	N/A	N/A	N/A	N/A
1970	3.18	17-15-0	14	7	N/A	257.1	222	7.8	122	91	129	4.5	192	6.7	22	7	9	.233	12
1971	3.70	22-19-0	21	6	N/A	296.1	282	8.6	154	122	148	4.5	237	7.2	35	12	11	.241	13
1972	1.71	29-13-0	33	10	N/A	326.1	237	6.6	89	62	106	2.9	251	6.9	29	5	5	.193	2
1973	2.19	31-12-0	25	7	N/A	332.1	275	7.5	111	81	112	3.0	237	6.4	35	7	5	.224	6
1974	4.24	31-17-0	25	3	N/A	367.0	364	9.0	209	173	166	4.1	200	4.9	38	14	21	.255	10
1975	4.64	29-17	17	9	N/A	362.2	380	9.4	233	187	196	4.9	209	5.2	21	13	16	.265	16
1976	4.50	22-24-0	19	4	N/A	354.0	377	9.6	215	177	156	4.0	214	5.4	61	10	27	.280	12
1977	5.49	22-22-1	26	4	N/A	347.1	432	11.2	268	212	166	4.3	191	5.0	77	13	31	.300	11
1978	6.13	17-29-1	19	1	N/A	350.2	427	11.0	298	239	217	5.6	177	4.5	63	11	48	.301	11
1979	5.37	21-24-0	11	1	6	332.0	364	9.9	247	198	201	5.4	226	6.1	64	15	25	.278	5
1980	5.22	19-28-2	19	3	5	362.1	417	10.4	273	210	199	5.0	211	5.2	75	15	31	.286	12
1981	3.81	27-19-0	26	4	2	344.2	316	8.3	183	146	190	5.0	199	5.2	48	11	21	.246	20
1982	5.07	16-25-2	7	2	1	320.0	342	9.6	230	178	212	6.0	194	5.5	54	8	16	.274	10
1983	5.20	26-25-0	13	6	4	396.1	456	10.4	309	229	307	7.0	200	4.5	80	15	40	.288	10
1984	4.85	25-22-0	12	3	3	376.1	431	10.3	276	203	185	4.4	288	6.9	79	10	29	.284	19
1985	4.00	35-17-0	14	4	9	396.0	397	9.0	222	176	221	5.0	311	7.1	70	12	36	.260	13
1986	5.54	31-29-0	9	4	11	474.0	514	9.8	360	292	338	6.4	327	6.2	87	15	52	.280	23
1987	6.01	24-35-0	14	4	4	462.0	552	10.8	379	308	285	5.6	370	7.2	98	9	55	.292	24
1988	4.40	27-32-0	28	3	1	427.2	503	10.6	313	231	223	4.7	397	8.4	77	11	42	.268	22
1989	5.13	37-22-0	18	4	9	459.2	505	9.9	317	262	202	4.0	315	6.2	72	21	34	.274	29
1990	5.91	27-32-0	12	2	4	473.2	564	10.7	407	311	248	4.7	397	7.6	99	20	52	.288	34
1991	4.69	34-25-0	11	5	10	478.0	515	9.7	312	249	225	4.2	339	6.4	86	15	23	.276	48
1992	4.89	25-30-0	4	1	16	459.2	467	9.2	320	250	238	4.7	317	6.2	99	18	31	.262	38
1993	3.80	34-22-0	12	16	12	464.2	467	9.1	259	196	203	4.0	415	8.0	86	12	28	.263	25
1994	4.47	38-22-0	1	2	13	507.0	561	10.0	326	252	219	3.9	391	7.0	101	17	55	.284	36
1995	5.35	27-29-0	10	1	7	454.0	494	10.4	343	270	212	4.2	396	7.9	75	24	31	.272	43
1996	6.02	34-33-0	10	2	9	561.0	646	11.6	464	375	320	5.1	431	7.0	118	25	54	.289	55
1997	6.19	26-27-0	8	0	7	449.0	579	11.1	400	309	199	4.0	358	7.2	111	13	51	.312	36
1998	6.84	33-23-0	8	2	10	486.2	600	11.1	409	370	234	4.3	436	8.1	117	17	75	.307	45
1999	5.81	32-26-0	7	2	10	512.1	629	11.0	406	331	216	3.8	468	8.2	128	27	59	.301	49
2000	5.53	22-34-0	4	2	9	481.2	583	10.6	358	296	210	4.0	351	6.6	107	17	25	.300	55
2001	5.39	32-28-0	3	3	8	514.0	608	10.0	350	308	155	2.7	405	7.1	137	16	43	.295	58
2002	5.09	30-29-0	8	5	9	504.1	560	9.7	329	285	204	3.6	340	6.1	114	7	56	.282	38
2003	4.44	35-22-0	6	6	5	490.0	532	10.6	294	242	178	3.3	422	7.8	98	12	36	.276	41
2004	5.17	39-26-0	3	2	14	567.2	670	10.6	389	326	195	3.1	456	7.2	133	18	49	.296	50
2005	4.01	41-20-0	7	8	6	540.2	523	8.7	310	241	251	4.2	544	9.1	95	11	29	.251	44
2006	4.52	39-23-0	3	3	21	549.1	552	9.0	327	276	251	4.1	547	9.0	97	17	36	.262	48
2007	3.95	48-14-0	0	3	17	552.0	569	9.3	286	242	227	3.7	484	7.9	100	13	27	.269	50
2008	3.63	44-19-0	3	2	13	567.1	545	8.7	255	229	197	3.1	420	6.7	95	20	24	.258	80
2009	4.24	40-18-0	1	3	15	517.2	513	8.9	280	244	186	3.2	404	7.0	93	19	34	.265	56
2010	3.55	54-14-0	3	6	13	607.2	575	8.5	283	240	202	3.0	553	8.2	97	19	52	.252	48
2011	3.20	43-19-0	3	4	15	560.1	496	8.0	250	199	168	2.7	396	6.4	93	9	29	.240	53
2012	3.35	40-22-0	2	7	15	555.1	506	8.2	242	207	184	3.0	445	7.2	80	16	18	.243	74
2013	2.78	29-28-0	3	6	10	514.1	432	7.6	199	159	159	2.8	449	7.9	70	12	12	.230	55
2014	2.22	48-18-0	8	14	18	613.1	482	7.1	179	151	151	2.2	574	8.4	88	10	17	.217	75
2015	2.45	51-15-0	3	10	17	603.0	485	7.2	209	164	145	2.2	571	8.5	70	10	36	.219	37
2016	3.18	49-18-0	1	9	16	586.1	528	7.4	248	207	191	2.9	536	8.2	95	7	32	.242	53
2017	3.91	50-18-0	1	5	22	610.1	538	7.9	302	265	208	3.1	643	9.5	90	13	46	.235	49
2018	3.45	33-23-0	1	5	12	503.0	457	8.2	237	193	193	3.5	538	9.6	79	9	35	.241	52
2019	4.23	34-28-0	3	0	9	540.2	566	9.4	335	254	211	3.5	564	9.4	99	13	41	.266	46
2020*	2.40	11-4-0	1	2	3	135.0	102	6.8	44	36	44	2.9	135	9.0	19	3	6	.211	1
2021	4.13	41-19-0	0	2	14	527.2	497	8.5	280	242	202	3.4	606	10.3	91	12	49	.248	59
2022	4.66	38-22-0	0	2	19	525.1	509	8.7	306	272	264	4.5	523	9.0	92	9	50	.255	70
2023	4.64	44-24-0	1	4	13	599.1	597	8.4	347	309	269	4.0	573	8.6	92	13	72	.244	62

* - COVID-19 Shortened Season

TOP 10 TEAMS

EARNED RUN AVG.

1.	1972	1.71
2.	1967	1.99
3.	1973	2.19
4.	2014	2.22
5.	2015	2.45
6.	1966	2.50
7.	2013	2.78
	1969	2.78
9.	1968	2.83
10.	2016	3.18
	1970	3.18

STRIKEOUTS

1.	2017	643
2.	2021	606
3.	2014	574
4.	2023	573
5.	2015	571
6.	2019	564
7.	2010	553
8.	2006	547
9.	2005	544
10.	2018	538

STRIKEOUTS/9

1.	2021	10.34
2.	2018	9.62
3.	2017	9.48
4.	2019	9.38
5.	1966	9.26
6.	2005	9.06
7.	2022	8.96
	2006	8.96
9.	2023	8.60
10.	2015	8.52

FEWEST WALKS

1.	1973	106
2.	1974	112
3.	1968	117
4.	1966	127
5.	1970	129
6.	1967	136
7.	2015	145
8.	1971	148
9.	2014	151
10.	1969	152

FEWEST WALKS/9

1.	2015	2.16
2.	2014	2.22
3.	2011	2.69
4.	2001	2.71
5.	2013	2.78
6.	1972	2.92
7.	2016	2.93
8.	2012	2.98
9.	2010	2.99
10.	1973	3.03

LOWEST OPP. BATTING AVG.

1.	1966	.190
2.	1972	.193
3.	1967	.206
4.	1968	.215
5.	2014	.217
6.	2015	.219
7.	1973	.224
8.	2013	.230
9.	1970	.233
10.	2017	.235

SAVES

1.	2017	22
2.	2006	21
3.	2022	19
4.	2014	18
5.	2015	17
	2007	17
7.	2016	16
	1992	16
9.	2012	15
	2011	15
	2008	15

FEWEST HITS/9

1.	1966
----	------

PITCHING LEADERS SINCE 1966

VICTORIES			EARNED RUN AVG.			STRIKEOUTS			INNINGS PITCHED			SAVES			
1966	Tommy Gramly	9	1966	Tommy Gramly	1.11	1966	Tommy Gramly	107	1966	Tommy Gramly	113.2	1979	Brian Comes	3	
1967	Mickey McCarty	10	1967	Mickey McCarty	1.50	1967	Mickey McCarty	81	1967	Mickey McCarty	114.1	1980	Tim Hayes	2	
1968	Chuck Machemehl	7	1968	Chuck Machemehl	1.69	1968	Chuck Machemehl	62	1968	Chuck Machemehl	90.1	1981	David Shelburn	2	
1969	Jerome Hall	8	1969	Jerome Hall	1.64	1969	Rick Rickard	53	1969	Jerome Hall	55.0	1982	David Shelburn	1	
1970	Rod Monahan	5	1970	Rod Monahan	1.46	1970	Rod Monahan	43	1970	Rod Monahan	68.0	1983	Mark Strickland	3	
1971	Earl Wallace	8	1971	Frank Johnstone	1.81	1971	Earl Wallace	70	1971	Earl Wallace	84.0	1984	Brian Ohnoutka	2	
1972	Frank Johnstone	11	1972	Frank Johnstone	1.26	1972	Frank Johnstone	83	1972	Frank Johnstone	100.1	1985	Kight Higgins	3	
1973	Frank Johnstone	9	1973	Tom Ladasau	1.72	1973	Frank Johnstone	76	1973	Frank Johnstone	100.0	1986	Jim Bane	5	
1974	Frank Johnstone	11	1974	Frank Johnstone	2.56	1974	Frank Johnstone	85	1974	Frank Johnstone	108.1	1987	Brian Veilleux	2	
1975	Reuben Tomlin	10	1975	Ricky Means	3.53	1975	Reuben Tomlin	48	1975	Reuben Tomlin	92.0	1988	Kerry Knox	5	
1976	Chris Kies	4	1976	Kenneth Benedict	3.11	1976	Steve Hill	39	1976	Greg Kruciak	66.2	1989	Travis Barr	1	
	Greg Kruciak	4	1977	Kenneth Benedict	3.61	1977	Kenneth Benedict	45	1977	Kenneth Benedict	94.2	1990	Travis Barr	4	
	Chad Utley	4	1978	Cameron Young	4.44	1978	Cameron Young	47	1978	Reuben Tomlin	82.2	1991	Travis Barr	6	
1977	Kenneth Benedict	8	1979	Mark Heinitz	1.31	1979	Glen Pierce	33	1979	David Novey	54.0	1992	Chris Eddy	6	
1978	Cameron Young	6	1980	Randal Rodriguez	2.59	1980	Cameron Young	41	1980	Greg Meyer	82.1	1993	Tim Grieve	4	
1979	Mark Heinitz	3	1981	Greg Moore	3.12	1981	Greg Moore	50	1981	Greg Moore	80.2	1994	Tim Grieve	10	
	David Novey	3	1982	Carlos Barrett	3.43	1982	Joel Perlman	43	1982	Chris Leiss	69.2	1995	Scott Atchison	3	
	Cameron Young	3	1983	Brian Ohnoutka	3.75	1983	Brian Ohnoutka	63	1983	Brian Ohnoutka	84.0	1996	Erik Brown	4	
1980	Cameron Young	5	1984	Wayne Stephens	4.02	1984	Brian Ohnoutka	79	1984	Brian Ohnoutka	88.2	1997	Ryan Walter	2	
1981	Jeff Long	6	1985	Sam Booker	2.68		M. Kazmierski	79	1985	Brian Ohnoutka	84.2		Aaron Carruth	2	
1982	Joel Perlman	5	1986	Glen Serviente	3.57	1985	Brian Ohnoutka	85	1986	Scott Deskins	67.1		Jeff Shaddix	2	
1983	Brian Ohnoutka	7	1987	Steve Callarman	4.76	1986	Dwayne Williams	55	1987	John Briscoe	95.0	1998	Jeff Shaddix	7	
1984	Wayne Stephens	6	1988	Tim Mauser	3.13	1987	John Briscoe	81	1988	Tim Mauser	103.2	1999	Mark Hamilton	3	
1985	Sam Booker	7	1989	Kerry Knox	3.54	1988	Tim Mauser	120	1989	Kerry Knox	112.1	2000	Stan Newton	3	
	Dwayne Williams	7	1990	Britt Shoptaw	3.80	1989	Kerry Knox	97	1990	Britt Shoptaw	97.0		Chad Durham	3	
1986	Dwayne Williams	7	1991	Jared Shope	4.03	1990	David Bentancourt	78	1991	Travis Barr	99.2	2001	Stan Newton	7	
1987	Tim Mauser	4	1992	Tim Grieve	3.25	1991	Travis Barr	76	1992	Jon Mock	77.3	2002	Chris Osentowski	3	
1988	Tim Mauser	7	1993	Kelly Johns	3.76	1992	Kelly Johns	49	1993	Kelly Johns	91.0	2003	Robbie Findlay	2	
1989	Kerry Knox	10	1994	Jeff Baker	2.61	1993	Kelly Johns	88	1994	Reid Ryan	96.0		Ryan Weems	2	
1990	Britt Shoptaw	7	1995	Derek Lee	3.92	1994	Jeff Baker	75	1995	Toby Dollar	92.1	2004	Robbie Findlay	11	
	Jared Shope	7	1996	Derek Lee	5.04		Reid Ryan	75	1996	Flint Wallace	109.1	2005	Shawn Ferguson	3	
1991	Travis Barr	8	1997	David Meyer	4.45	1995	Scott Atchison	69	1997	David Meyer	91.0	2006	Sam Demel	6	
1992	Craig Farmer	5	1998	Shawn Thompson	5.26		Flint Wallace	69	1998	Shawn Thompson	114.2	2007	Sam Demel	13	
	Reid Ryan	5	1999	Scott Atchison	2.58		Toby Dollar	69	1999	Scott Atchison	101.0	2008	Andrew Cashner	9	
1993	Jeff Zimmerman	8	2000	Shawn Thompson	4.30	1996	Flint Wallace	84	2000	Shawn Thompson	111.0	2009	Eric Marshall	9	
1994	Clay Caruthers	8	2001	Stan Newton	3.94	1997	Derek Lee	79	2001	Chris Bradshaw	101.0	2010	Tyler Lockwood	8	
1995	Scott Atchison	7	2002	Josh Gardner	2.51	1998	Shawn Thompson	108	2002	Clayton Jerome	110.2	2011	Erik Miller	5	
1996	Flint Wallace	10	2003	Clayton Jerome	2.34	1999	Scott Atchison	115	2003	Clayton Jerome	111.2		Stefan Crichton	5	
1997	David Meyer	8	2004	Robbie Findlay	2.73	2000	Shawn Thompson	76	2004	Clayton Jerome	110.2	2012	Kevin Allen	5	
1998	Shawn Thompson	8	2005	Lance Broadway	1.62	2001	Chris Bradshaw	93	2005	Lance Broadway	117.0		Kaleb Merck	5	
	Heath Collins	8	2006	Jake Arrieta	2.35	2002	Clayton Jerome	74	2006	Jake Arrieta	111.1	2013	Alex Young	5	
1999	Scott Atchison	10	2007	Sam Demel	2.17	2003	Clayton Jerome	106	2007	Jake Arrieta	98.2	2014	Riley Ferrell	15	
2000	Shawn Thompson	7	2008	Trent Appleby	2.31	2004	Clayton Jerome	89	2008	Tyler Lockwood	104.2	2015	Riley Ferrell	14	
2001	Chris Bradshaw	8	2009	Eric Marshall	1.48	2005	Lance Broadway	151	2009	Kyle Winkler	73.2	2016	Durbin Feltman	9	
2002	Clayton Jerome	9	2010	Kaleb Merck	1.47	2006	Brad Furnish	125	2010	Kyle Winkler	116.2	2017	Durbin Feltman	17	
2003	Clayton Jerome	9	2011	Kyle Winkler	1.39	2007	Jake Arrieta	93	2011	Kyle Winkler	90.2	2018	Durbin Feltman	6	
2004	Clayton Jerome	9	2012	Preston Morrison	2.08	2008	Andrew Cashner	80	2012	Preston Morrison	112.2	2019	Marcelo Perez	5	
	Eugene Espineli	9	2013	Preston Morrison	1.51	2009	Paul Gerrish	59	2013	Preston Morrison	107.0	2020*	Harrison Beethe	1	
2005	Lance Broadway	15	2014	Preston Morrison	1.32	2010	Matt Purke	142	2014	Preston Morrison	129.2		Haylen Green	1	
2006	Jake Arrieta	14	2015	Mitchell Traver	1.89	2011	Kyle Winkler	99	2015	Preston Morrison	122.0		Austin Krob	1	
2007	Chris Johnson	11	2016	Durbin Feltman	1.56	2012	Andrew Mitchell	101	2016	Brian Howard	98.2	2021	Haylen Green	12	
2008	Andrew Cashner	9	2017	Cal Coughlin	1.59	2013	Brandon Finnegan	86	2017	Brian Howard	105.0	2022	River Ridings	10	
2009	Paul Gerrish	7	2018	Durbin Feltman	0.74	2014	Brandon Finnegan	134	2018	Nick Lodolo	74.0	2023	Garrett Wright	5	
	Kyle Winkler	7	2019	Augie Mihalbauer	2.35	2015	Alex Young	103	2019	Nick Lodolo	103.0				
2010	Matt Purke	16	2020*	Haylen Green	0.00	2016	Brian Howard	93	2020*	Charles King	22.0				
2011	Kyle Winkler	8	2021	River Ridings	1.08	2017	Brian Howard	113	2021	Austin Krob	85.0				
2012	Preston Morrison	9	2022	Luke Savage	2.72	2018	Nick Lodolo	93	2022	Riley Cornelio	75.0				
	Stefan Crichton	9	2023	Cohen Feser	2.56	2019	Nick Lodolo	131	2023	Kole Klecker	96.2				
2013	Preston Morrison	7				2020*	Russell Smith	27							
	Alex Young	7				2021	Russell Smith	101							
2014	Tyler Alexander	10				2022	Riley Cornelio	77							
2015	Preston Morrison	12				2023	Kole Klecker	72							
2016	Brian Howard	10													
2017	Brian Howard	12													
2018	Nick Lodolo	7													
2019	Charles King	6													
	Nick Lodolo	6													
2020*	Charles King	2													
	Russell Smith	2													
2021	Austin Krob	8													
2022	Marcelo Perez	6													
2023	Kole Klecker	10													

* - COVID-19 Shortened Season

INDIVIDUAL ACCOMPLISHMENTS

TCU NO-HITTERS


Date	Pitcher(s)	Innings	Opponent
1954	Robert McDaniel	5	Rice
2-22-72	Jess Cole	7	UT Arlington
3-28-72	Sonny Cason	5	South Dakota State
	Jess Cole	2	
3-4-75	Reuben Tomlin	7	Texas Lutheran
3-17-85	Kight Higgins	7	Southwestern
2-7-95	Toby Dollar	3	Abilene Christian
	Derek Lee	2	
	Scott Atchison	2	
	Flint Wallace	2	
3-23-01	Chris Bradshaw	9	Hawaii-Hilo
2-19-06	Brad Furnish	7	Stephen F. Austin
4-10-09	Walker Kelly	4	UT Pan American
	Taylor Cragin	2	
	Tyler Lockwood	2	
	Eric Marshall	1	

TCU ONE-HITTERS

Date	Pitcher(s)	Innings	Opponent
1954	Tommy Hill	7	Rice
3-25-70	Bob Shaw	9	SMU
3-6-73	Frank Johnstone	7	Texas Wesleyan
2-25-75	Ed Owens	7	UT-Arlington
3-21-78	Greg Meyer	7	Kent
2-25-84	Wayne Stephens	2	Trinity
	Dan Critser	2	
	Bryan Ballantyne	1	
	John Partridge	1	
	Micky Kazmierski	1	
3-17-85	Brian Ohnoutka	7	Southwestern
3-11-86	Dwayne Williams	9	Oklahoma City
2-24-90	Britt Shoptaw	7	College of the Southwest
4-21-90	Jared Shope	7	Texas A&M
3-6-93	Jeff Zimmerman	7	College of the Southwest
1-27-96	David Meyer	5	Hawaii-Hilo
	Scott Atchison	4	
3-12-96	Derek Lee	5	Sam Houston State
	Erik Brown	2	
4-6-96	Derek Lee	7	Baylor
4-11-09	Greg Holle	3	UT Pan American
	Sean Hoelscher	3	
	Kaleb Merck	2	
	Derek VerHagen	1	
2-19-11	Kyle Winkler	7	Kansas
	Erik Miller	2	
5-20-12	Preston Morrison	9	San Diego State
4-5-14	Preston Morrison	9	West Virginia
5-6-18	Haylen Green	9	Lamar

THREE HOME RUN GAMES

Date	Player	Opponent	Final Score
4-4-61	Leon Blaze	Texas	L 15-13
2-23-88	Brad Firestone	North Texas	W 18-0
4-24-90	Paul Gonzalez	Dallas Baptist	W 8-7
3-6-91	Chris Thomsen	Northeast Louisiana	W 10-1
4-27-97	Mark Silva	New Mexico	W 13-5
4-18-98	Royce Huffman	San Diego State	W 17-7
5-14-98	Chris Connally	Rice	L 10-5
3-4-03	Jake Duncan	Oklahoma	L 13-6
4-30-04	Kyle Dahlberg	Louisville	W 18-11
4-23-05	Austin Adams	Charlotte	W 27-7
4-11-10	Jason Coats	Houston	W, 12-2
6-4-23	Tre Richardson	Arkansas	W, 20-5



Perfect Game


John Grace

7 IP • 4 Ks • 0 BB

4-8-72 vs. UT Pan American

* First and only perfect game in TCU baseball history.

UTPA	0	0	0	0	0	0	0	0	2	
TCU	1	0	0	0	1	0	x	2	8	
	W - Grace (3-1)					L - Newman				



Seven Hits In One Game

Brad Wallace

7-for-7 • 3 2B • 1 3B

4 RBI • 4 Runs

3-6-96 vs. Maine

- 1st – Singled and scored
- 2nd – Singled, 2 RBI, scored
- 3rd – Doubled and scored
- 4th – Singled, RBI
- 5th – Tripled
- 6th – Doubled
- 7th – Doubled, RBI, scored



Home Run Cycle

Chris Thomsen

5 HR • 3-1-91

vs. NE Louisiana (DH)

Game 1: 3-for-4, 3 HR, 6 RBI

Game 2: 2-for-3, 2 HR, 5 RBI

GAME ONE

- 1st – Inside-the-Park HR
- 2nd – 3-run HR
- 4th – 2-run HR
- 6th – Flied to right

GAME TWO


- 2nd – Walked
- 4th – Solo HR
- 6th – Grand Slam
- 8th – Flied to right

POSTSEASON TEAM AWARDS

MATT CARPENTER MOST VALUABLE PLAYER

1987.....	Fred Benavides, SS
1988.....	Steve Stone, C
1989.....	Tom Hardgrove, 1B
1990.....	Mike Losa, OF
1991.....	Chris Thomsen, 1B
1992.....	Scott Malone, 1B
1993.....	Johnny Cardenas, C
1994.....	Shannon Coulter, SS
1995.....	Kerby Smith, 3B
1996.....	Brad Wallace, 2B
1997.....	Chris Connally, OF
1998.....	Royce Huffman, 3B
1999.....	Royce Huffman, 3B
2000.....	Erick Macha, SS
2001.....	Tom Bates, OF
2002.....	Terry Trofholz, OF
2003.....	Mike Settle, 3B; Justin Hatcher, C
2004.....	Chad Huffman, OF
2005.....	Lance Broadway, P
2006.....	Chad Huffman, UT
2007.....	Austin Adams, OF
2008.....	Clint Arnold, OF
2009.....	Matt Carpenter, 3B
2010.....	Bryan Holaday, C
2011.....	Kyle Winkler, P
2012.....	Josh Elander, C
2013.....	Jantzen Witte, 3B
2014.....	Boomer White, OF
2015.....	Cody Jones, OF

2016.....	Luken Baker, P/DH
2017.....	Evan Skoug, C
2018.....	A.J. Balta, OF
2019.....	Josh Watson, OF
2021.....	Zach Humphreys, C
2022.....	Tommy Sacco, SS
2023.....	Brayden Taylor, 3B




Brayden Taylor

FRANK WINDEGGER FIGHTIN' FROG AWARD

1987.....	Rob Jones, IF
1988.....	Steve Stone, C
1989.....	Terry Mooney, OF
1990.....	Paul Gonzalez, 3B; Jeff Stanley, LF
1991.....	Kyle Caple, C
1992.....	Mike Losa, OF
1993.....	Kemp Laidley, SS
1994.....	Shawn Staneck, OF
1995.....	Sam Lunsford, OF
1996.....	Sam Lunsford, OF
1997.....	Sam Lunsford, OF/2B
1998.....	Sam Lunsford, 2B
1999.....	Brad Rogers, OF/C
2000.....	Levi Groomer, 3B
2001.....	Jason Price, C
2002.....	Marshall Wilson, OF
2003.....	Chris Meeks, LF
2004.....	Ramon Moses, 2B
2005.....	Stuart Musslewhite, SS
2006.....	Bryan Kervin, SS
2007.....	Steven Trout, 3B
2008.....	Dillon Farish, P
2009.....	Ben Carruthers, 2B
2010.....	Bryan Holaday, C
2011.....	Kyle Winkler, P
2012.....	Branche Rivera, OF
2013.....	Jantzen Witte, 3B
2014.....	Dylan Fitzgerlad, OF
2015.....	Trey Teakell, P

2016.....	Michael Landestory, 1B
2017.....	Brian Howard, P
2018.....	Michael Landestory, DH
2019.....	Jared Janczak, P
2021.....	Conner Shepherd, INF
2022.....	Owen Blackledge, INF
2023.....	Kurtis Byrne, C



Kurtis Byrne

JAKE ARRIETA OUTSTANDING PITCHER

1987.....	John Briscoe
1988.....	Tim Mauser
1989.....	Kerry Knox
1990.....	Britt Shoptaw
1991.....	David Bentancourt
1992.....	Jon Mock
1993.....	Kelly Johns
1994.....	Tim Grieve
1995.....	Flint Wallace
1996.....	Derek Lee
1997.....	David Meyer
1998.....	Shawn Thompson
1999.....	Scott Atchison
2000.....	Shawn Thompson; Chris Bradshaw
2001.....	Stan Newton
2002.....	Clayton Jerome
2003.....	Clayton Jerome
2004.....	Robbie Findlay
2005.....	Lance Broadway
2006.....	Jake Arrieta
2007.....	Sam Demel
2008.....	Andrew Cashner; Tyler Lockwood
2009.....	Paul Gerrish
2010.....	Matt Purke
2011.....	Kyle Winkler
2012.....	Preston Morrison
2013.....	Preston Morrison
2014.....	Preston Morrison
2015.....	Preston Morrison

2016.....	Brian Howard
2017.....	Jared Janczak
2018.....	Durbin Feltnan
2019.....	Nick Lodolo
2021.....	Haylen Green
2022.....	Marcelo Perez
2023.....	Kole Klecker




Kole Klecker


BRYAN HOLADAY OUTSTANDING DEFENSIVE PLAYER

1987.....	Steve Stone, C
1988.....	Mike Losa, OF
1989.....	Brad Owen, P
1990.....	Kyle Caple, C
1991.....	Rick Hinojosa, SS
1992.....	Scott Chalk, 3B
1993.....	David Zeigler, 3B
1994.....	Shannon Coulter, SS
1995.....	Casey Smith, C
1996.....	Jef Yarbrough, SS
1997.....	David Wallace, 1B
1998.....	Jef Yarbrough, SS
1999.....	David Wallace, 1B
2000.....	Brad Rogers, C
2001.....	Rudy Rivera, CF; Mike Settle, 3B
2002.....	Will Lewis, 2B; Levi Robinson, SS
2003.....	Will Lewis, 2B
2004.....	Kyle Dahlberg, C
2005.....	Kyle Dahlberg, C
2006.....	Andrew Walker, C
2007.....	Ben Carruthers, 2B
2008.....	Ben Carruthers, 2B
2009.....	Bryan Holaday, C
2010.....	Bryan Holaday, C
2011.....	Aaron Schultz, OF
2012.....	Keaton Jones, SS
2013.....	Cody Jones, OF
2014.....	Keaton Jones, SS
2015.....	Keaton Jones, SS

2016.....	Evan Skoug, C
2017.....	Ryan Merrill, SS
2018.....	Adam Oviedo, SS
2019.....	Johnny Rizer, OF
2021.....	Zach Humphreys, C
2022.....	Tommy Sacco, SS
2023.....	Karson Bowen, C/Anthony Silva, SS



Karson Bowen



Anthony Silva

JASON COATS LEADING HITTER

1987.....	Lew Williams, OF
1988.....	Paul Gonzalez, C
1989.....	Tom Hardgrove, 1B
1990.....	Scott Malone, OF
1991.....	Chris Thomsen, 1B
1992.....	Scott Malone, 1B
1993.....	Adam Robson, 1B
1994.....	Darren Tawwater, C
1995.....	Jason McClure, OF
1996.....	Ryan Dunn, RF
1997.....	Chris Connally, OF
1998.....	Royce Huffman, 3B
1999.....	Royce Huffman, 3B
2000.....	Mark Hamilton, OF/1B
2001.....	Erick Macha, SS
2002.....	Terry Trofholz, OF
2003.....	Jake Duncan, RF
2004.....	Chad Huffman, OF
2005.....	Shelby Ford, IF
2006.....	Chad Huffman, UT
2007.....	Keith Conlon, OF
2008.....	Clint Arnold, OF
2009.....	Matt Vern, OF
2010.....	Jason Coats, OF
2011.....	Jason Coats, OF
2012.....	Jason Coats, OF
2013.....	Boomer White, OF
2014.....	Garrett Crain, 2B
2015.....	Cody Jones, OF

2016.....	Luken Baker, DH
2017.....	Austen Wade, OF
2018.....	A.J. Balta, OF
2019.....	Jake Guenther, 1B
2021.....	Phillip Sikes, OF
2022.....	Brayden Taylor, 3B
2023.....	Cole Fontenelle, 1B




Cole Fontenelle

AUSTIN ADAMS SCHOLAR-ATHLETE AWARD

1995.....	Brad Wallace
1996.....	Brad Wallace
1997.....	Jay Boehmke
1998.....	Ryan Walter
1999.....	David Wallace
2000.....	Tom Bates
2001.....	Josh Gardner
2002.....	Cade Harris
2003.....	Josh Gardner
2004.....	Jeff Reed
2005.....	Austin Adams
2006.....	Austin Adams
2007.....	Austin Adams
2008.....	Clint Arnold
2009.....	Eric Marshall
2010.....	Eric Marshall
2011.....	Joe Weik
2012.....	Davy Wright
2013.....	Kevin Cron
2014.....	Kevin Cron
2015.....	Brian Trieglaff
2016.....	Connor Wanhanen

2017.....	Connor Wanhanen
2018.....	Connor Wanhanen
2019.....	Charles King
2021.....	Augie Muhlbauer
2022.....	Luke Savage
2023.....	Luke Savage



Luke Savage

CONFERENCE TOURNAMENT HISTORY

1991

SOUTHWEST CONFERENCE

OLSEN FIELD

COLLEGE STATION, TEXAS

May 16	Texas	L	5-13
May 17	Baylor	W	3-0
May 17	Texas A&M	W	4-2
May 18	Texas	L	6-8

All-Tournament Selections: Chris Thomsen, Mike Macko, Rick Hinojosa, Kelly Johns, Jared Shope

1994

SOUTHWEST CONFERENCE

DISCH-FALK FIELD

AUSTIN, TEXAS

May 12	Texas	L	0-3
May 13	Rice	L	3-10

All-Tournament Selections: Kirby Smith

1996

SOUTHWEST CONFERENCE

DAN LAW FIELD

LUBBOCK, TEXAS

May 15	Baylor	W	12-5
May 16	Texas	L	5-7
May 17	Texas Tech	L	6-10

1998

WESTERN ATHLETIC CONFERENCE

TONY GWYNN STADIUM

SAN DIEGO, CALIF.

May 13	San Diego State	L	12-14
May 14	Rice	L	5-10

All-Tournament Selections: Chris Connally

1999

WESTERN ATHLETIC CONFERENCE

BULLDOG DIAMOND

FRESNO, CALIF.

May 19	Hawai'i	W	9-5
May 20	San Jose State	L	6-9
May 21	Hawai'i	W	12-10
May 21	San Jose State	W	10-6
May 22	Rice	L	3-18

All-Tournament Selections: Marshall Wilson, Erick Macha, Royce Huffman

2002

CONFERENCE USA

GRAINGER STADIUM

KINSTON, N.C.

May 22	East Carolina	L	1-5
May 23	Louisville	W	8-1
May 24	USF	L	1-2

2003

CONFERENCE USA

TURCHIN STADIUM

NEW ORLEANS, LA.

May 21	Louisville	L	1-5
May 22	USF	L	6-10

2004

CONFERENCE USA

COUGAR FIELD

HOUSTON, TEXAS

May 26	Houston	L	5-9
May 27	Louisville	W	4-3
May 28	East Carolina	W	10-4
May 29	Houston	W	8-3
May 29	Houston	W	5-4
May 30	Southern Miss	W	3-1

TCU wins the Conference USA Tournament Championship

All-Tournament Selections: Bo Cogbill, Chris Neuman, Chad Huffman, Ryan Weems, Clayton Jerome, Eugene Espineli

MVP: Austin Adams

2005

CONFERENCE USA

PETE TAYLOR PARK

HATTIESBURG, MISS.

May 25	Louisville	W	4-2
May 26	Southern Miss	W	8-0
May 28	Southern Miss	W	13-7

Conference USA Tournament championship game against Tulane was rained out. TCU and Tulane declared co-tournament champions.

All-Tournament Selections: Keith Conlon, Chad Huffman, Sam Demel, Lance Broadway

2006

MOUNTAIN WEST CONFERENCE

EARL E. WILSON STADIUM

LAS VEGAS, NEV.

May 24	New Mexico	W	18-6
May 25	BYU	W	13-6
May 27	BYU	W	9-6

TCU wins the Mountain West Conference Tournament Championship

All-Tournament Selections: Brad Furnish, Andrew Walker, Steven Trout, Ryan Pack

MVP: Chad Huffman

2007

MOUNTAIN WEST CONFERENCE

EARL E. WILSON STADIUM

LAS VEGAS, NEV.

May 24	UNLV	W	8-1
May 25	BYU	W	8-7
May 26	BYU	W	9-8

TCU wins the Mountain West Conference Tournament Championship

All-Tournament Selections: Keith Conlon, Clint Arnold, Tyler Lockwood

MVP: Austin Adams

2008

MOUNTAIN WEST CONFERENCE

LUPTON STADIUM

FORT WORTH, TEXAS

May 21	UNLV	W	9-3
May 22	New Mexico	L	2-3
May 23	Utah	W	6-3
May 23	New Mexico	W	9-2
May 24	New Mexico	W	15-2

TCU wins the Mountain West Conference Tournament Championship

All-Tournament Selections: Bryan Kervin, Matt Vern, Andrew Cashner

MVP: Clint Arnold

2009

MOUNTAIN WEST CONFERENCE

LUPTON STADIUM

FORT WORTH, TEXAS

May 20	Utah	L	7-9
May 21	BYU	W	9-2
May 22	Utah	L	4-6

All-Tournament Selections: Kyle Winkler

2010

MOUNTAIN WEST CONFERENCE

TONY GWYNN STADIUM

SAN DIEGO, CALIF.

May 26	Utah	W	13-2
May 27	UNLV	W	5-2
May 28	New Mexico	W	2-0

TCU wins the Mountain West Conference Tournament Championship

All-Tournament Selections: Taylor Featherston, Matt Purke, Kyle Winkler

MVP: Bryan Holaday

2011

MOUNTAIN WEST CONFERENCE

TONY GWYNN STADIUM

SAN DIEGO, CALIF.

May 25	New Mexico	L	3-4
May 26	BYU	W	12-5
May 27	Utah	L	2-4

All-Tournament Selections: Josh Elander, Kyle Von Tungeln, Jantzen Witte

2012

MOUNTAIN WEST CONFERENCE

EARL E. WILSON STADIUM

LAS VEGAS, NEV.

May 24	San Diego State	W	16-15
May 25	New Mexico	L	2-5
May 26	San Diego State	L	11-12

All-Tournament Selections: Derek Odell, Kevin Cron, Jerrick Suiter

2013

BIG 12 CONFERENCE

CHICKASAW BRICKTOWN BALLPARK

OKLAHOMA CITY, OKLA.

May 23	Oklahoma State	W	8-4
May 24	West Virginia	L	3-10
May 25	Kansas	L	0-4

All-Tournament Selections: Trevor Seidenberger

2014

BIG 12 CONFERENCE

CHICKASAW BRICKTOWN BALLPARK

OKLAHOMA CITY, OKLA.

May 21	Baylor	W	8-5
May 22	West Virginia	W	6-2
May 24	Baylor	W	4-1
May 25	Oklahoma State	W	7-1

TCU wins the Big 12 Conference Tournament Championship

All-Tournament Selections: Garrett Crain, Cody Jones, Tyler Alexander, Jordan Kipper, Preston Morrison

MOP: Jerrick Suiter

CONFERENCE TOURNAMENT HISTORY

2015

BIG 12 CONFERENCE ONEOK FIELD TULSA, OKLA.

May 20	Baylor	L	5-6
May 21	Texas Tech	L	1-8

2016

BIG 12 CONFERENCE CHICKASAW BRICKTOWN BALLPARK OKLAHOMA CITY, OKLA.

May 25	Baylor	W	12-5
May 26	Oklahoma State	W	13-5
May 28	Texas	L	1-2
May 28	Texas	W	8-2
May 29	West Virginia	W	11-10 (10)

TCU wins the Big 12 Conference Tournament Championship

All-Tournament Selections: Evan Skoug, Cam Warner, Elliott Barzilli, Josh Watson, Brian Howard
MOP: Luken Baker

2017

BIG 12 CONFERENCE CHICKASAW BRICKTOWN BALLPARK OKLAHOMA CITY, OKLA.

May 24	Kansas	L	3-7
May 25	Oklahoma	W	9-4
May 26	Kansas	W	3-0
May 27	Texas	W	9-2
May 27	Texas	L	3-9

All-Tournament Selections: Elliott Barzilli, Brian Howard

2018

BIG 12 CONFERENCE CHICKASAW BRICKTOWN BALLPARK OKLAHOMA CITY, OKLA.

May 23	Texas Tech	W	12-2 (7)
May 24	West Virginia	W	8-1
May 26	West Virginia	W	7-3
May 27	Baylor	L	5-6 (11)

All-Tournament Selections: A.J. Balta, Jake Eissler, Johnny Rizer, Sean Wymer

2019

BIG 12 CONFERENCE CHICKASAW BRICKTOWN BALLPARK OKLAHOMA CITY, OKLA.

May 22	Oklahoma State	L	2-5
May 23	Oklahoma	W	15-3 (7)
May 24	Baylor	W	5-2
May 25	Oklahoma State	W	13-6
May 26	Oklahoma State	L	6-7 (10)

All-Tournament Selections: A.J. Balta, Jake Eissler, Johnny Rizer, Sean Wymer

2021

BIG 12 CONFERENCE CHICKASAW BRICKTOWN BALLPARK OKLAHOMA CITY, OKLA.

May 26	Kansas State	W	7-6
May 28	Texas Tech	W	7-2
May 29	Kansas State	L	2-5
May 29	Kansas State	W	17-7 (8)
May 30	Oklahoma State	W	10-7

TCU wins the Big 12 Conference Tournament Championship

All-Tournament Selections: Zach Humphreys, Gray Rodgers, Hunter Wolfe
MOP: Porter Brown

2022

BIG 12 CONFERENCE GLOBE LIFE FIELD ARLINGTON, TEXAS

May 25	Baylor	W	4-2
May 26	Texas	L	3-5
May 27	Oklahoma State	L	4-8

2023

BIG 12 CONFERENCE GLOBE LIFE FIELD ARLINGTON, TEXAS

May 24	Kansas State	W	16-3 (7)
May 25	Kansas	W	14-4 (8)
May 27	Kansas State	W	6-3
May 28	Oklahoma State	W	12-5

TCU wins the Big 12 Conference Tournament Championship

All-Tournament Selections: Ben Abeldt, Karson Bowen, Kurtis Byrne, Elijah Nunez
MOP: Brayden Taylor

ALL-TIME RECORD

Southwest Conference	3-6
Western Athletic Conference	3-4
Conference USA	9-5
Mountain West Conference	16-7
Big 12	27-13
Arlington, Texas	5-2
Austin, Texas	0-2
College Station, Texas	2-2
Fort Worth, Texas	5-3
Fresno, Calif.	3-2
Hattiesburg, Miss.	3-0
Houston, Texas	5-1
Kinston, N.C.	1-2
Las Vegas, Nev.	7-2
Lubbock, Texas	1-2
New Orleans, La.	0-2
Oklahoma City, Okla.	22-9
San Diego, Calif.	4-4
Tulsa, Okla.	0-2

Opening Games

Elimination Games	24-15
Titles	10 (2004-08, 2010, 2014, 2016, 2021, 2023)

All-Tournament Selections

Southwest Conference	6
Western Athletic Conference	4
Conference USA	11
Mountain West Conference	24
Big 12	30
MVPs	9



NCAA POSTSEASON HISTORY

1956
NCAA DISTRICT 6 REGIONAL
TUCSON, ARIZ.

May 21	Arizona	L	5-7
May 22	Arizona	L	2-8

1994
NCAA MIDWEST REGIONAL
ALLIE P. REYNOLDS STADIUM
STILLWATER, OKLA.

May 27	Memphis	W	11-3
May 28	Cal State Fullerton	L	1-4
May 29	Oklahoma State	L	8-10

2004
NCAA AUSTIN REGIONAL
DISCH-FALK FIELD
AUSTIN, TEXAS

June 4	Oral Roberts	L	5-6
June 5	Youngstown State	W	12-8
June 5	Oral Roberts	L	1-10

2005
NCAA WACO REGIONAL
BAYLOR BALLPARK
WACO, TEXAS

June 4	Stanford	W	5-1
June 5	Baylor	L	3-8
June 5	Stanford	L	4-12

2006
NCAA NORMAN REGIONAL
L. DALE MITCHELL PARK
NORMAN, OKLA.

June 2	Oklahoma	W	6-5
June 3	Wichita State	L	8-18
June 4	Oklahoma	L	6-15

2007
NCAA HOUSTON REGIONAL
RECKLING PARK
HOUSTON, TEXAS

June 1	Baylor	W	3-2
June 2	Rice	L	3-6
June 3	Baylor	W	10-5
June 3	Rice	L	1-3

2008
NCAA STILLWATER REGIONAL
ALLIE P. REYNOLDS STADIUM
STILLWATER, OKLA.

May 30	Wichita State	L	5-8
May 31	Western Kentucky	W	10-5
June 1	Oklahoma State	L	8-9

2009
NCAA FORT WORTH REGIONAL
LUPTON STADIUM
FORT WORTH, TEXAS

May 29	Wright State	W	6-3
May 30	Oregon State	W	13-1
May 31	Oregon State	W	5-4

NCAA AUSTIN SUPER REGIONAL
UFCU DISCH-FALK FIELD
AUSTIN, TEXAS

June 6	Texas	L	4-10
June 7	Texas	W	3-2
June 8	Texas	L	2-5

2010
NCAA FORT WORTH REGIONAL
LUPTON STADIUM
FORT WORTH, TEXAS

June 4	Lamar	W	16-3
June 5	Arizona	W	11-5
June 6	Baylor	W	9-0

NCAA AUSTIN SUPER REGIONAL
UFCU DISCH-FALK FIELD
AUSTIN, TEXAS

June 11	Texas	W	3-1
June 12	Texas	L	1-14
June 13	Texas	W	4-1

COLLEGE WORLD SERIES
ROSENBLATT STADIUM
OMAHA, NEB.

June 19	Florida State	W	8-1
June 21	UCLA	L	3-6
June 23	Florida State	W	11-7
June 25	UCLA	W	6-2
June 26	UCLA	L	3-10

2011
NCAA FORT WORTH REGIONAL
LUPTON STADIUM
FORT WORTH, TEXAS

June 3	Oral Roberts	W	10-2
June 4	Dallas Baptist	L	2-3
June 5	Oral Roberts	L	4-8

2012
NCAA COLLEGE STATION REGIONAL
BLUE BELL PARK
COLLEGE STATION, TEXAS

June 1	Ole Miss	L	2-6
June 2	Dayton	W	28-12
June 3	Texas A&M	W	10-2
June 3	Ole Miss	W	5-2
June 4	Ole Miss	W	7-4

NCAA LOS ANGELES (UCLA) SUPER REGIONAL
JACKIE ROBINSON STADIUM
LOS ANGELES, CALIF.

June 8	UCLA	L	2-6
June 9	UCLA	L	1-4

2014
NCAA FORT WORTH REGIONAL
LUPTON STADIUM
FORT WORTH, TEXAS

May 30	Siena	W	2-1 (11)
May 31	Sam Houston State	W	3-2 (22)
June 1	Sam Houston State	W	6-1

NCAA FORT WORTH SUPER REGIONAL
LUPTON STADIUM
FORT WORTH, TEXAS

June 7	Pepperdine	W	3-2
June 8	Pepperdine	L	2-3
June 9	Pepperdine	W	6-5

COLLEGE WORLD SERIES
TD AMERITRADE PARK
OMAHA, NEB.

June 15	Texas Tech	W	3-2
June 17	Virginia	L	2-3 (15)
June 19	Ole Miss	L	4-6

2015
NCAA FORT WORTH REGIONAL
LUPTON STADIUM
FORT WORTH, TEXAS

May 29	Sacred Heart	W	10-0
May 30	NC State	L	4-5
May 31	Stony Brook	W	8-3
May 31	NC State	W	8-2
June 1	NC State	W	9-8 (10)

NCAA FORT WORTH SUPER REGIONAL
LUPTON STADIUM
FORT WORTH, TEXAS

June 6	Texas A&M	W	13-4
June 7	Texas A&M	L	1-2 (10)
June 8	Texas A&M	W	5-4 (16)

COLLEGE WORLD SERIES
TD AMERITRADE PARK
OMAHA, NEB.

June 14	LSU	W	10-3
June 16	Vanderbilt	L	0-1
June 18	LSU	W	8-4
June 19	Vanderbilt	L	1-7

2016
NCAA FORT WORTH REGIONAL
LUPTON STADIUM
FORT WORTH, TEXAS

June 3	Oral Roberts	W	7-0
June 4	Gonzaga	W	4-3
June 5	Arizona State	W	8-1

NCAA COLLEGE STATION (TEXAS A&M) SUPER REGIONAL
BLUEBELL PARK
COLLEGE STATION, TEXAS

June 10	Texas A&M	W	8-2
June 11	Texas A&M	L	1-7
June 12	Texas A&M	W	4-1

COLLEGE WORLD SERIES
TD AMERITRADE PARK
OMAHA, NEB.

June 19	Texas Tech	W	5-3
June 21	Coastal Carolina	W	6-1
June 24	Coastal Carolina	L	1-4
June 25	Coastal Carolina	L	5-7

2017
NCAA FORT WORTH REGIONAL
LUPTON STADIUM
FORT WORTH, TEXAS

June 3	Central Conn. State	W	9-6
June 4	Virginia	W	5-1
June 5	Dallas Baptist	W	15-3

NCAA FORT WORTH SUPER REGIONAL
LUPTON STADIUM
FORT WORTH, TEXAS

June 10	Missouri State	W	3-2
June 11	Missouri State	W	8-1

COLLEGE WORLD SERIES
TD AMERITRADE PARK
OMAHA, NEB.

June 18	Florida	L	0-3
June 20	Texas A&M	W	4-1
June 22	Louisville	W	4-3
June 23	Florida	W	9-2
June 24	Florida	L	0-3

2019
NCAA FAYETTEVILLE (ARKANSAS) REGIONAL
BAUM STADIUM
FAYETTEVILLE, ARK.

May 31	Cal	W	13-2
June 1	Arkansas	L	1-3
June 2	Central Connecticut St.	W	9-5
June 2	Arkansas	L	0-6

2021
NCAA FORT WORTH REGIONAL
LUPTON STADIUM
FORT WORTH, TEXAS

June 4	McNeese	W	12-4
June 5	Dallas Baptist	L	6-8
June 6	Oregon State	L	2-3

2022
NCAA COLLEGE STATION (TEXAS A&M) REGIONAL
BLUE BELL PARK
COLLEGE STATION, TEXAS

June 3	Louisiana	L	6-7
June 4	Oral Roberts	W	3-1
June 5	Louisiana	W	6-1
June 5	Texas A&M	L	9-15

2023
NCAA FAYETTEVILLE (ARKANSAS) REGIONAL
BAUM-WALKER STADIUM
FAYETTEVILLE, ARK.

June 2	Arizona	W	12-4
June 4	Arkansas	W	20-5
June 5	Arkansas	W	12-4

NCAA FORT WORTH SUPER REGIONAL
LUPTON STADIUM
FORT WORTH, TEXAS

June 9	Indiana State	W	4-1
June 10	Indiana State	W	6-4

COLLEGE WORLD SERIES
TD AMERITRADE PARK
OMAHA, NEB.

June 16	Oral Roberts	L	5-6
June 18	Virginia	W	4-3
June 20	Oral Roberts	W	6-1
June 21	Florida	L	2-3

ALL-TIME RECORD **65-44**

Regionals	39-24
Home.....	21-5
Away.....	4-11
Neutral.....	14-8
Super Regionals	13-8
Home.....	8-2
Away.....	5-6
College World Series	13-12
Rosenblatt Stadium.....	3-2
TD Ameritrade/Charles Schwab Field.....	10-10

NCAA POSTSEASON HISTORY

1956

NCAA District 6 Regional

Tucson, Ariz.

May 21 Arizona 7, TCU 5

May 22 Arizona 8, TCU 2

In the first year of his third stint as the skipper of the Horned Frogs, Dutch Meyer guided TCU to its first appearance in the NCAA Tournament. The Frogs topped the Southwest Conference with a 13-2 record en route to their first conference crown since 1933.

TCU rode the coattails of All-American shortstop Al Paschal. Future All-American outfielder Carl Warwick also starred for TCU as the pair joined pitcher Bob McDaniel, second baseman Charles Quick and outfielder Bob White on the SWC All-Conference squad.

TCU's first trip to the playoffs didn't go as well as hoped as the Arizona Wildcats swept the two-game series on their home field.

1994

NCAA Midwest Regional

Allie P. Reynolds Stadium • Stillwater, Okla.

May 27 TCU 11, Memphis 3

May 28 Cal State Fullerton 4, TCU 1

May 29 Oklahoma State 10, TCU 8

A historic year which saw the Horned Frogs win their first Southwest Conference title since 1956 earned the squad a trip to Stillwater, Okla. for the Midwest Regional. Head Coach Lance Brown guided the Frogs to a 14-4 record in conference play to earn the NCAA bid.

A trio of All-Americans in first baseman Adam Robson, catcher Darren Tawwater and pitcher Tim Grieve were key cogs in the Frogs' run to the tournament.

TCU collected its first postseason win with an eight-run victory over Memphis. Longtime national power Cal State Fullerton soon after halted the Horned Frogs' momentum with a 4-1 defeat. TCU was unable to rebound as it failed to outscore the host Cowboys in what would be their final postseason game in a decade.



2004 C-USA Tournament Champs

2004

NCAA Austin (Texas) Regional

Disch-Falk Field • Austin, Texas

June 4 No. 2 Oral Roberts 6, No. 3 TCU 5

June 5 No. 3 TCU 12, No. 4 Youngstown State 8

June 5 No. 2 Oral Roberts 10, No. 3 TCU 1

In Jim Schlossnagle's first season as head coach, he helped the Frogs to a fourth-place finish in Conference USA with a 19-11 record. Youth was the guiding force in the Frogs' improbable run through the Conference USA Tournament. TCU's run propelled the Frogs to their first appearance in the NCAA Tournament for the first time since 1994. Freshman Austin Adams' MVP performance helped the Frogs fight back from the loser's bracket with five straight wins en route to the tournament title.

TCU's late rally against Oral Roberts in the opener fell a run short as the Golden Eagles escaped with a 6-5 victory. The Frogs had to rally again as they fell behind 7-4 early in the elimination game against Youngstown State. Adams came through in the clutch as he smoked a two-run double as part of a six-run sixth inning to help the Frogs to just their second NCAA Tournament victory. However, TCU was unable to maintain its momentum the rest of the day and fell victim to ORU once again. The Golden Eagles plated runs in each of the first two innings and never looked back en route to the 10-1 win.

2005

NCAA Waco (Baylor) Regional

Baylor Ballpark • Waco, Texas

June 4 No. 2 TCU 5, No. 3 Stanford 1

June 5 No. 1 Baylor 8, No. 2 TCU 3

June 5 No. 3 Stanford 12, No. 2 TCU 4

On the heels of a dominating season from Lance Broadway, the Horned Frogs wrapped up their tenure in Conference USA with a second-place finish after amassing a 20-10 league record.

The table was set for a thrilling tournament championship game between TCU and a Tulane squad that eventually made it to Omaha. TCU dominated in winning three straight games to reach the final, but a rain storm washed away the championship game. TCU's regular-season success was enough to earn the program its first at-large bid as it was selected as the No. 2 seed in the Waco Regional.

Broadway was exceptional in the opening game victory over Stanford. He held the Cardinal to just one run on six hits as he fanned seven in a complete-game effort. Matt Carpenter hit a two-out two-run single to cap a three-run first inning for TCU and the Frogs cruised from there. Top-seeded Baylor proved to be too much for TCU in the winner's bracket game. The Bears put up seven runs in the first three innings and never looked back. An early lead against Stanford went by the wayside as the Cardinal exploded for 10 runs in its final three at-bats to end the Frogs' postseason run.



2005 Co-C-USA Tournament Champs

NCAA POSTSEASON HISTORY

2006

NCAA Norman (Oklahoma) Regional
L. Dale Mitchell Park • Norman, Okla.

June 2 No. 4 TCU 6, No. 1 Oklahoma 5
 June 3 No. 3 Wichita State 18, No. 4 TCU 8
 June 4 No. 1 Oklahoma 15, No. 4 TCU 6

TCU's move to the Mountain West didn't slow the momentum of the program that Jim Schlossnagle was building. The Frogs dominated the regular season with a 17-5 league mark before sweeping its way through the postseason tournament to earn its third straight trip to the NCAA Regionals.

Tabbed as a four-seed, the Horned Frogs rallied behind the motivation to knock off host Oklahoma in the opener. TCU used a furious three-run top of the ninth and then relied on its ace, Jake Arrieta, to shut down Oklahoma in the bottom of the inning to escape with a 6-5 win. RBI singles from Corey Steglich, Ryan Pack and Bryan Kervin helped the Frogs erase a 5-3 deficit. Unfortunately, the glory was short-lived as the pitching staff was unable to hold its own the next two nights, resulting in blowout losses to Wichita State and the Sooners.



**2006 MWC Regular Season and
 Tournament Champs**

2007

NCAA Houston (Rice) Regional
Reckling Park • Houston, Texas

June 1 No. 2 TCU 3, No. 3 Baylor 2
 June 2 No. 1 Rice 6, No. 2 TCU 3
 June 3 No. 2 TCU 10, No. 3 Baylor 5
 June 3 No. 1 Rice 3, No. 2 TCU 1

A dominating regular season saw the program post its first-ever 40-win regular season. The Frogs posted a 20-3 mark in league play and once again swept their way through the conference tournament to earn their fourth straight NCAA Tournament bid.

TCU eked out a 3-2 win over Baylor in the opener. Home runs by Andrew Walker and Bryan Kervin in the seventh inning broke a 1-1 tie and TCU withstood a furious ninth-inning rally by the Bears to win. A 6-3 loss to the host Owls the next day did little to deter anyone, including Matt McGuirk whose grand slam in the ninth against Baylor sent the Bears home. The Horned Frogs were then faced with the challenge of beating Rice twice for their first-ever Super Regional trip, but fell short at the hands of Rice's superior pitching staff.



**2007 MWC Regular Season and
 Tournament Champs**

2008

NCAA Stillwater (Oklahoma State) Regional
Allie P. Reynolds Stadium • Stillwater, Okla.

May 30 No. 2 Wichita State 8, No. 3 TCU 5
 May 31 No. 3 TCU 10, No. 4 Western Kentucky 5
 June 1 No. 1 Oklahoma State 9, No. 3 TCU 8

TCU's dominance of the Mountain West Conference continued as the Frogs claimed their third straight regular-season and conference-tournament titles. The league's automatic bid saw the Frogs tabbed a third-seed in the NCAA Stillwater Regional, marking the Frogs fifth straight appearance in the postseason.

Despite hitting four home runs, two off the bat of Matt Carpenter, the Frogs couldn't overcome Wichita State as the Shockers won 8-5. Tied with Western Kentucky going into the seventh-inning stretch, the Horned Frogs rallied with a five-spot to stave off elimination. Bryan Kervin and Bryan Holaday each drove in a pair of runs in the decisive seventh inning. The momentum continued into the next day as TCU rallied from an 8-2 deficit to tie host Oklahoma State on a Ben Carruthers home run in the ninth. It was all for nothing, however, as Jordy Mercer's third home run of the day just cleared the center field fence for a walk-off home run, ending TCU's season.



**2008 MWC Regular Season and
 Tournament Champs**

NCAA POSTSEASON HISTORY

2009

NCAA Fort Worth (TCU) Regional

Lupton Stadium • Fort Worth, Texas

May 29	No. 1 TCU 6, No. 4 Wright State 3
May 30	No. 1 TCU 13, No. 3 Oregon State 1
June 31	No. 1 TCU 5, No. 3 Oregon State 4

NCAA Austin (Texas) Super Regional

UFCU Disch-Falk Field • Austin, Texas

June 6	No. 1 Texas 10, TCU 4
June 7	TCU 3, No. 1 Texas 2
June 8	No. 1 Texas 5, TCU 2

Patience proved to be a virtue for Jim Schlossnagle and TCU as the squad finally earned its first home regional, despite the fact the Horned Frogs' streak of five consecutive conference tournament victories came to a halt at the hands of Utah.

The Frogs had to rally from an early 3-1 deficit to overcome a feisty Wright State squad in the first-ever NCAA Regional game played at TCU. Matt Curry's single in the third put the Frogs up for good. In the winner's bracket game, TCU was faced with the challenge of taking on two-time defending national champion Oregon State. Freshman Kyle Winkler held the Beavers hitless the first half of the game and received plenty of offensive support for the blowout win. Matt Carpenter, Matt Vern and Chris Ellington led the offensive charge with three RBIs each. Needing just one win to advance to its first NCAA Super Regional, the Horned Frogs were locked in a dual with the Beavers. Tied at four in the ninth inning, freshman Jason Coats lined a walk-off single to right to give TCU a thrilling walk-off win and its first-ever appearance in a Super Regional.

The Regional victory earned TCU a trip to Austin where a pitching-dominant Texas squad waited. Facing the end of the season after a 10-4 loss in the opening game, TCU called on an unlikely hero. Paul Gerrish pitched a gem in Game 2, holding Texas to a pair of runs over seven innings to tie the series at one, forcing a winner-take-all third game. The Longhorns pitching depth proved too much for the Frogs as Texas handed TCU a 5-2 loss ending the most successful season in the program's history.



**2009 MWC Regular Season Champs
NCAA Fort Worth Regional Champs**



**2010 MWC Regular Season and
Tournament Champs
2010 College World Series Participant**

2010

NCAA Fort Worth (TCU) Regional

Lupton Stadium • Fort Worth, Texas

June 4	No. 1 TCU 16, No. 4 Lamar 3
June 5	No. 1 TCU 11, No. 3 Arizona 5
June 6	No. 1 TCU 9, No. 2 Baylor 0

NCAA Austin (Texas) Super Regional

UFCU Disch-Falk Field - Austin, Texas

June 11	TCU 3, No. 2 Texas 1
June 12	No. 2 Texas 14, TCU 1
June 13	TCU 4, No. 2 Texas 1

College World Series

Rosenblatt Stadium • Omaha, Neb.

June 19	TCU 8, Florida State 1
June 21	No. 6 UCLA 6, TCU 3
June 23	TCU 11, Florida State 7
June 25	TCU 6, No. 6 UCLA 2
June 26	No. 6 UCLA 10, TCU 3

After realizing a dream in 2009, the Horned Frogs set their sights on an even bigger prize in 2010. Those dreams seemed destined to come true when first-round draft pick Matt Purke made his way to campus. Adding him to the mix of an already talented crop of newcomers and returners tipped the scales as TCU put together an historical spring.

Hosting a regional for the second straight season, the Horned Frogs made quick work of the field to earn a second straight trip to Austin for a Super Regional. Kyle Winkler dominated Lamar for six innings and the offense made the most of its hits, scoring 16 runs on 17 hits. Joe Weik's two home run outburst and six RBIs against Arizona helped the Frogs advance to the Regional championship game with an 11-5 win. It was all TCU in the championship game as Steven Maxwell mowed through the Baylor lineup, leading the Frogs to a 9-0 victory.

TCU was happy just to make it to a Super Regional the previous year, but felt there was some unfinished business to take care of in Austin. Purke dazzled on national TV as TCU shut down the Longhorns to win the series opener. A talented team in its own right, Texas made it a series as the Longhorns routed the Frogs 14-1 to force another decisive third game. The pitching duo of Winkler and Tyler Lockwood got redemption as they held the Longhorns in check. On the offensive side, a two-run eighth-inning home run by Aaron Schultz and a solo shot in the ninth from Bryan Holaday gave TCU a comfortable four-run lead for Lockwood, who was on the mound for the final out, sending TCU to its first-ever College World Series.

NCAA POSTSEASON HISTORY



2011 MWC Regular Season Champions

2011

NCAA Fort Worth (TCU) Regional
Lupton Stadium • Fort Worth, Texas

June 3	No. 1 TCU 10, No. 4 Oral Roberts 2
June 4	No. 3 Dallas Baptist 3, No. 1 TCU 2
June 5	No. 4 Oral Roberts 8, No. 1 TCU 4

The stage was set for another run in 2011 as many of the key players from 2010 returned, but injuries got the best of the Frogs' pitching staff as the regular season wound down. The Frogs had a strong conference season as it went 20-3 in league play to win its sixth regular-season title. TCU was chosen to host for the third straight season, but the home cooking wouldn't be enough to propel the Frogs to another Super Regional.

Andrew Mitchell was outstanding in the Regional opener, guiding TCU to a 10-4 win over Oral Roberts, giving TCU its seventh straight win in the Regionals. The streak came to an end at the hands of cross-town rival Dallas Baptist. The Frogs fought hard to tie the game at 2-2, but a sixth-inning run for the Patriots broke the tie and they held on for the 3-2 win. The loser's bracket game got off to an ominous start as Kyle Winkler suffered an injury that forced him out of the game. The dark clouds continued to hover and Chris Elder's sixth-inning grand slam put the game out of reach and the Frogs' season came to an end.

2012

NCAA College Station (Texas A&M) Regional
Blue Bell Park • College Station, Texas

June 1	No. 3 Ole Miss 6, No. 2 TCU 2
June 2	No. 2 TCU 28, No. 4 Dayton 12
June 3	No. 2 TCU 10, No. 1 Texas A&M 2
June 3	No. 2 TCU 5, No. 3 Ole Miss 2
June 4	No. 2 TCU 7, No. 3 Ole Miss 4

NCAA Los Angeles (UCLA) Super Regional
Jackie Robinson Stadium • Los Angeles, Calif.

June 8	No. 2 UCLA 6, TCU 2
June 9	No. 2 UCLA 4, TCU 1

Youth was the resounding theme in 2012 as several freshmen stepped into starting roles. TCU won just 36 games in the regular season, earning the Frogs a trip to College Station for its ninth straight appearance in the NCAA postseason.

An opening game loss to Ole Miss did nothing to deter the Frogs. It looked dismal in the early goings as Dayton took a 9-6 lead into the sixth inning. The Frogs exploded for seven runs in the frame and cruised to the lopsided 28-12 win. Brance Rivera led the offense with six RBIs. The win pushed the Frogs into another elimination game, this time against the host Aggies. Unsung heroes are usually the story of postseason runs and TCU's Stefan Crichton assumed the role of hero with a complete-game effort against the high-powered, speedy Aggies. At the plate, the Frogs used a balanced offensive attack to put up 10 runs.

TCU's work was not done as it needed to defeat Ole Miss later that day to force a decisive game Monday night. The Frogs mustered enough offense to defeat the Rebels 5-2. Derek Odell's two-run home run in the fourth put the Frogs in front to stay. The miracle run was completed Monday night as the Frogs won 7-4 to advance to its third Super Regional in the last four years. Submariner Justin Scharf's right arm held the Rebels in check and home runs from Josh Elander and Jantzen Witte helped propel the Frogs to a 7-4 victory.

TCU's euphoria was short-lived as it ran into a buzz-saw known as the pitching staff of UCLA. The Frogs offense was held to just three solo home runs as the Bruins swept TCU to advance to the College World Series.



2012 MWC Regular Season Co-Champions
NCAA College Station Regional Champ

NCAA POSTSEASON HISTORY



**2014 Big 12 Tournament Champions
2014 College World Series Participant**

2014

NCAA Fort Worth (TCU) Regional

Lupton Stadium - Fort Worth, Texas

May 30	No. 1 TCU 2, No. 4 Siena 1 (11)
May 31	No. 1 TCU 3, No. 2 Sam Houston State 2 (22)
June 1	No. 1 TCU 6, No. 2 Sam Houston State 1

NCAA Fort Worth (TCU) Super Regional

Lupton Stadium - Fort Worth, Texas

June 7	No. 7 TCU 3, Pepperdine 2
June 8	Pepperdine 3, No. 7 TCU 2
June 9	No. 7 TCU 6, Pepperdine 5

College World Series

TD Ameritrade Park - Omaha, Neb.

June 15	No. 7 TCU 3, Texas Tech 2
June 17	No. 3 Virginia 3, No. 7 TCU 2 (15)
June 19	Ole Miss 6, No. 7 TCU 4

The Horned Frogs swept through the Big 12 Tournament to earn the NCAA automatic bid marking its return to the postseason after missing the NCAA Regionals in 2013. It was the first time in Jim Schlossnagle's 11 years in Fort Worth the Frogs failed to make the postseason. TCU made its case as the hottest team in the country, winning 27 of its final 30 regular-season games en route to making program history. In addition to earning the right to host the Regional, the Frogs were awarded the No. 7 national seed.

TCU began its postseason record of seven one-run contests with a win, as Boomer White's walk-off RBI-single to center field in the 11th over Siena put TCU in the winner's bracket with a 2-1 win.

The next night would be one for the ages. Sam Houston State tied the game at 2 in the bottom of the eighth, and the two teams exchanged zeros until White, the Regional MOP, drove in Keaton Jones in the top of the 22nd for the win. It was the second-longest NCAA postseason game innings-wise and the third-longest overall, while spanning 6 hours and 54 minutes. Tyler Alexander's complete-game effort produced a 6-1 win the next day over the Bearkats to propel the Frogs to its fourth Super Regional in the past six years.

Pepperdine, winners of the San Luis Obispo Regional, was up next. Hosting a Super Regional for the first time in school history, the crowds packed Lupton Stadium. Riley Ferrell struck out four of the five batters he faced to close out a 3-2 TCU win in Game 1. However, nine stranded base runners led to a 3-2 defeat in Game 2, forcing a rubber game Monday. TCU erased deficits of 3-1 after two and 5-4 after eighth. Two singles and a Dylan Fitzgerald double to deep right tied the game in the ninth. Two batters later, Kyle Bacak dropped down a perfect suicide squeeze to plate Jerrick Suiter with the go-ahead run. Ferrell worked around a lead-off walk and struck out the final Pepperdine batter to set off a celebration never before seen at Lupton Stadium.

NCAA POSTSEASON HISTORY



2015 Big 12 Regular Season Champions
2015 College World Series Participant

2015

NCAA Fort Worth (TCU) Regional

Lupton Stadium - Fort Worth, Texas

May 29	No. 1 TCU 10, No. 4 Sacred Heart, 0
May 30	No. 2 NC State 5, No. 1 TCU 4
May 31	No. 1 TCU 8, No. 3 Stony Brook 3
May 31	No. 1 TCU 8, No. 2 NC State 2
June 1	No. 1 TCU 9, No. 2 NC State 8 (10)

NCAA Fort Worth (TCU) Super Regional

Lupton Stadium - Fort Worth, Texas

June 6	No. 7 TCU 13, Texas A&M 4
June 7	Texas A&M 2, No. 7 TCU 1 (10)
June 8	No. 7 TCU 5, Texas A&M 4 (16)

College World Series

TD Ameritrade Park - Omaha, Neb.

June 14	No. 7 TCU 13, No. 2 LSU 4
June 16	Vanderbilt 1, No. 7 TCU 0
June 18	No. 7 TCU 8, No. 2 LSU 4
June 19	Vanderbilt 7, No. 7 TCU 1

The Horned Frogs put together a regular season for the ages in 2015 en route to claiming TCU's first-ever team outright Big 12 Championship. Despite an 0-2 showing in the Big 12 Tournament, the Horned Frogs' body of work was enough to earn them a No. 7 National Seed for the second straight year. TCU lost back-to-back games just once during the season and won 17 of its final 18 games of the regular season.

Never a team to do things the easy way, the 2015 postseason exemplified that trait with a rally for the ages to win the Regional and another epic finish to the Super Regional resulting in TCU's second straight trip to the College World Series.

TCU cruised to an easy 10-0 win over Sacred Heart in the opening game of the Regionals. A spirit-crushing two-out, two-run home run in the top of the ninth by NC State in the winner's bracket the following night had the Frogs on the brink of elimination.

On Sunday, TCU rose to the occasion, winning a pair of elimination games to force a decisive Game 7 on Monday. The Frogs handled Stony Brook with an 8-3 victory. In the nightcap, Tyler Alexander turned in another stellar postseason outing as he twirled a complete-game en route to an 8-2 victory, forcing the winner-take-all game.

The Frogs looked down and out, trailing 8-1 with two outs in the eighth when the inexplicable happened. NC State committed three costly errors that led to six TCU runs, pulling the Frogs within one, 8-7. The Frogs completed the improbable comeback with a run in the ninth as Derek Odell scored on a strikeout/passed ball. Elliott Barzilli pinch hit in the 10th and drove in Evan Williams with the Regional-clinching run, sending Lupton Stadium into a frenzy.

An epic showdown between the top two teams in the state commenced on Saturday, June 6 as TCU and Texas A&M met in the postseason for the first time since 2012. Over 21,000 fans packed the stadium for the three-game series and all were treated to three tremendous games.

The Frogs dominated Game 1 behind a strong offensive showing that saw TCU score 13 runs on 18 hits. In game two, a spectacular pitching performance from Preston Morrison was matched by an equally strong outing from the Aggies' Matt Kent. The Aggies came away with the 10-inning 2-1 victory, setting up another winner-take-all game.

TCU looked poised for victory heading to the ninth with a 4-2 lead, but Texas A&M rallied with a two-run ninth to push the game to extra-innings. A hustle play from Garrett Crain in the 16th on a bouncer to third off the bat of Evan Skoug turned into the game-winning run as the throw home skipped past the catcher allowing Crain to score easily, sending the Frogs back to the College World Series.

NCAA POSTSEASON HISTORY



**2016 Big 12 Tournament Champions
2016 College World Series Participant**

2016

NCAA Fort Worth (TCU) Regional

Lupton Stadium - Fort Worth, Texas

June 3	No. 1 TCU 7, No. 4 Oral Roberts, 0
June 4	No. 1 TCU 4, No. 3 Gonzaga 3
June 5	No. 1 TCU 8, No. 2 Arizona State 1

NCAA College Station (Texas A&M) Super Regional

Blue Bell Park - College Station, Texas

June 10	TCU 8, No. 4 Texas A&M 2
June 11	No. 4 Texas A&M 7, TCU 1
June 12	TCU 4, No. 4 Texas A&M 1

College World Series

TD Ameritrade Park - Omaha, Neb.

June 19	TCU 5, No. 5 Texas Tech 3
June 21	TCU 6, Coastal Carolina 1
June 24	Coastal Carolina 4, TCU 1
June 25	Coastal Carolina 7, TCU 5

The 2016 season was a series of ups and down as the team ushered in a new generation of players. Having to replace the entire infield and a large chunk of the pitching staff, the Horned Frogs welcomed 17 newcomers. It was baptism by fire as the everyday lineup featured at least four if not more newcomers a game.

The lessons of a rigorous 52-game season proved fruitful as the team put together a stellar run through the Big 12 Tournament en route to claiming its second tournament title in the last three years. Armed with a championship and a 42-15 record, the Frogs were tabbed as an NCAA Regional host for the third straight year.

Over 12,000 fans were on hand to witness TCU's dominating march to the NCAA Regional Championship, its fifth in the last seven years. The Regional victory set up a rematch of the 2015 NCAA Super Regional with Texas A&M, only this one would be played in the hostile confines of Blue Bell Park in College Station. While the venue changed, the result was the same. TCU claimed a thrilling 2-1 series victory and a third straight journey to Omaha.

Mitchell Traver and company cruised to a 7-0 victory over Oral Roberts in the Regional opener. Every starter tallied a hit, highlighted by a Cam Warner two-run home run in the sixth that was part of a four-run inning that broke open a close game.

TCU used some late-inning heroics to rally for a 4-3 victory over Gonzaga in the winner's bracket. The Bulldogs erased a 2-0 lead with a three-run home run in the sixth inning. Elliott Barzilli came through with a two-out, two-run single in the eighth inning to put the Frogs back on top. Durbin Feltman delivered two shutout innings to lock up the victory.

In the Regional championship game against Arizona State, the Frogs opened up a 3-0 lead in the second and never looked back en route to an 8-1 victory. Warner hit his second home run of the Regional to lock up MVP honors, while Brian Howard dished out eight solid innings on the mound.

The No. 4 national seed in the NCAA Tournament, Texas A&M was the clear favorite to exact revenge on the Frogs for a trip to the CWS. Jared Janczak and Luken Baker silenced the Aggie faithful in Game 1 as the Frogs stunned the favored Aggies with an 8-2 victory. Texas A&M rallied back with a dominating 7-1 win in Game 2 to set up yet another intense Game 3 on Sunday.

Game 3 epitomized everything that a winner-take-all game should be. The intensity was high the entire game. Texas A&M opened up a 1-0 lead in the first, but that was all Howard would allow as he retired the final 11 batters he faced. TCU tied the game in the fifth as Josh Watson scored on a passed ball. An error in the seventh opened the door for a three-run inning. Austen Wade's bases-loaded walk drove in the eventual game-winner. Feltman retired all six batters he faced to send the Frogs to the College World Series.

NCAA POSTSEASON HISTORY



**2017 Big 12 Co-Regular Season Champions
2017 College World Series Participant**

2017

NCAA Fort Worth (TCU) Regional

Lupton Stadium - Fort Worth, Texas

June 3	No. 1 TCU 9, No. 4 Central Connecticut State 6
June 4	No. 1 TCU 5, No. 2 Virginia 1
June 5	No. 1 TCU 15, No. 3 Dallas Baptist 3

NCAA Fort Worth (TCU) Super Regional

Lupton Stadium - Fort Worth, Texas

June 10	No. 6 TCU 3, Missouri State 2
June 11	No. 6 TCU 8, Missouri State 1

College World Series

TD Ameritrade Park - Omaha, Neb.

June 18	No. 3 Florida 3, No. 6 TCU 0
June 20	No. 6 TCU 4, Texas A&M 1
June 22	No. 6 TCU 4, No. 7 Louisville 3
June 23	No. 6 TCU 9, No. 3 Florida 2
June 24	No. 3 Florida 3, No. 6 TCU 0

The expectations of 22 returning letterwinners, including eight field starters and 10 pitchers, led to TCU being the unanimous No. 1 team to open the 2017 season. The Horned Frogs met the expectations head on and embraced the target. It wasn't all smooth sailing for the Frogs who had to deal with a mid-season injury to Jared Janczak and a season-ending injury to Luken Baker to ultimately earn their fourth straight trip to Omaha.

Heading into the postseason armed with a regular season championship, the Frogs came a game short of defending their 2016 postseason championship. But that didn't deter the selection committee, who awarded TCU its highest-ever National Seed, No. 6, ensuring the Road to Omaha would once again go through Lupton Stadium.

Mother Nature delayed the start of the postseason, dumping inches upon inches of rain on Fort Worth for much of Friday and Saturday. Yeoman's work by the TCU groundscrew and a good drainage system on the field helped the regional finally get underway on Saturday afternoon. Despite contests that started after 9 p.m. on Saturday and Sunday, almost 12,500 fans passed through the turnstiles to watch TCU's march through the NCAA Regional.

Mitchell Traver didn't disappoint in his third career Game 1 start as TCU topped Central Connecticut State, 9-6. He tossed seven solid innings of one-run baseball with nine strikeouts. Nolan Brown's two-run single in the sixth gave TCU a 3-0 lead and a six-run eighth broke the game open.

Facing a vaunted offense from Virginia, Jared Janczak proved to be the great neutralizer as he held the Cavalier offense to just a run on six hits over eight innings. TCU built a 4-0 lead in the first three innings, riding it to a 5-1 victory.

In the Regional championship game, the Frog bats came out to play as they routed Dallas Baptist, 15-3. TCU pounded out 11 hits and took advantage of 13 walks in the victory. A six-run third highlighted by a two-run home run from Josh Watson had the Frogs on their way to the Super Regional.

Game 1 of the NCAA Fort Worth Super Regional was one of the best games ever played at Lupton Stadium. Missouri State carried a 2-1 lead into the eighth, but a one-out walk to Zach Humphreys brought Evan Skoug to the plate as the go-ahead run. He delivered a two-run blast over the right field fence to help TCU steal a 3-2 Game 1 victory.

Four runs in the first three innings of Game 2 had the Frogs well on their way as TCU routed the Bears, 8-1. Skoug homered for the third straight game, hitting a two-run home run in the third to make it 4-1. After giving up a lead-off home run, Howard settled in and gave the Frogs 7 1/3 solid innings, finishing with 11 strikeouts. Sean Wymer struck out four of the five batters he faced and TCU was off to Omaha for the fourth straight year.

NCAA POSTSEASON HISTORY

2019

NCAA Fayetteville (Arkansas) Regional

Baum Stadium - Fayetteville, Ark.

May 31	No. 3 TCU 13, No. 2 Cal 2
June 1	No. 1 Arkansas 3, No. 3 TCU 1
June 2	No. 3 TCU 9, No. 4 Central Connecticut State 5
June 3	No. 1 Arkansas 6, No. 3 TCU 0

After the disappointment of not making the 2018 postseason, TCU achieved its goal of returning to the national tournament by earning an at-large bid. A hot start out of the gate was highlighted by a victory over No. 1 Vanderbilt and series wins over No. 9 Texas and No. 17 West Virginia helped the Frogs in their quest to earn the at-large bid.

The Horned Frogs traveled to Fayetteville, Ark. as the Regional's No. 3 seed. TCU ran away with a Game 1 victory over #24 Cal. Hunter Wolfe homered, doubled twice and drove in four runs to lead the Frogs.

TCU dropped into the loser's bracket with a 3-1 loss to the host school, Arkansas, the following day. The Razorbacks put up three runs in the sixth inning, helped along by an error that led to a pair of runs. Zach Humphreys drove in the lone run for the Frogs.

On Sunday, the Frogs staved off elimination with a 9-4 win over Central Connecticut State. Five unanswered runs over their last three at-bats helped guide the Frogs to the win. Sadly, the season came to an end as the Frogs mustered only five hits in a 6-0 loss to the Razorbacks in the Regional Championship game.



2019 NCAA Fayetteville Regional Participant

2021

NCAA Fort Worth (TCU) Regional

Lupton Stadium - Fort Worth, Texas

June 4	No. 1 TCU 12, No. 4 McNeese 4
June 5	No. 3 Dallas Baptist 8, No. 1 TCU 6
June 6	No. 2 Oregon State 3, No. 1 TCU 2

After the a hot start in 2020 and the disappointment of a season brought to an abrupt end with the onset of a global pandemic, the 2021 Horned Frogs used a combination of experience and youth to return to national prominence. The Frogs took home a share of the Big 12 regular season title and backed it up with the tournament title. The success led to a No. 6 National Seed and the chance to host again.

TCU opened the tournament with a dominating 12-4 victory over McNeese. Austin Krob had a career-day on the mound with 13 strikeouts over eight innings. Offensively, the Frogs trailed 2-1 entering the seventh, but piled on 11 runs over the next two innings. Brayden Taylor and Luke Boyers homered for the Frogs.

A winner's bracket match-up against Dallas Baptist followed. The Frogs looked to be in control leading 6-2 heading to the bottom of the seventh, but a five-run inning flipped the advantage and TCU dropped an 8-6 decision.

Hoping to keep their season alive, TCU and Oregon State met in an elimination game on Sunday. TCU held a 2-0 lead until the fifth when the Beavers tied the game. The score stayed tied until the ninth when Oregon State plated a run to end the Frogs' season.



2021 Big 12 Regular Season and
Tournament Champs
2021 NCAA Fort Worth Regional Participant

NCAA POSTSEASON HISTORY



2022 Big 12 Regular Season Champions

2022

NCAA College Station (Texas A&M) Regional Blue Bell Park - College Station, Texas

June 3	No. 3 Louisiana 7, No. 2 TCU 6
June 4	No. 2 TCU 3, No. 4 Oral Roberts 1
June 5	No. 2 TCU 6, No. 3 Louisiana 1
June 5	No. 1 Texas A&M 15, No. 2 TCU 9

It was a tale of two seasons for the 2023 squad. A three game sweep at the hands of West Virginia had the Horned Frogs questioning if they would even make the post-season. A flip of the calendar to the month of May seemed to turn the tides of the season. TCU salvaged the final game in the Texas series with a dominating 15-7 win and went on to win 10 of the last 12 games of the regular season, boosting hopes of a postseason berth.

TCU went on a rampage through the conference tournament, posting a pair of run-run victories over Kansas State and Kansas to get a day off. The bats stayed hot as the Frogs secured a berth in the Big 12 Championship game with a 6-3 win over Kansas State. TCU made easy work of Oklahoma State to clinch the tournament crown and an automatic berth into the NCAA Tournament.

A tall task awaited the Frogs as they were the No. 2 seed at No. 3 National Seed, Arkansas. TCU faced a prolific offensive team in Arizona to open the Regional. The Wildcats jumped out to a quick 2-0 lead in the first, but a Brayden Taylor 3-run blast in the bottom of the inning put the Frogs in front to stay. TCU built a 6-2 lead after two innings and never looked back en route to a 12-4 win.

Rain played havoc on Saturday forcing the winner's bracket game against Arkansas to be postponed to Sunday. The bats stayed hot as TCU exploded for six runs in the first inning against Arkansas. Even two lightning delays did not cool off the bats as the Frogs cruised two a 20-5 win. Tre Richardson had a day for the ages with three home runs, including two grand slams, and an NCAA-record tying 11 RBIs.

In the Regional Championship game, a tight affair played out over the first five innings with Arkansas clinging to a 4-3 lead. Austin Davis' go-ahead home run highlighted a three run sixth as TCU scored 10 unanswered runs en route to 12-4 win and its second-ever road NCAA Regional victory. Kurtis Byrne homered twice in the win and Ben Abeldt tossed a career-high 4 2/3 shutout innings to help eliminate the Razorbacks.

The Frogs learned at the conclusion of the Regional that due to previous town commitments, Indiana State would not be able to host the Super Regional.

The final leg of the journey to Omaha commenced on Friday night. In front of a raucous crowd of 8,800 fans, TCU scratched and clawed its way to a 4-1 victory. Home runs from Austin Davis and Cole Fontenelle provided all the run support needed for Kole Klecker who tossed seven innings of shutout baseball.

The journey was complete in front of a record-breaking 8,994 fans the following day. TCU fell behind 2-0 in the first but a five run fourth inning turned the tides in favor of the Frogs. Anthony Silva's RBI single put the Frogs up to stay. The Sycamores pulled within two in the sixth, but the duo of Ben Abeldt and Garrett Wright closed the door to secure the trip to Omaha.

For the first time since the 2004 campaign, TCU had a new head coach, but that didn't change the narrative. TCU rode a hot start to league play all the way to a conference regular season title and yet another berth into the NCAA Tournament. TCU was to be a No. 2 seed in the College Station Regional.

It was a disappointing opening game loss to No. 3 seed Louisiana. A pair of errors late in the game led to two unearned runs in a 7-6 loss to the Ragin' Cajuns. TCU erased an early 3-0 deficit to take a 4-3 lead on a Kurtis Byrne two-run single in the fifth. Louisiana regained the lead in the sixth two a pair of two out runs, but it was critical two-out errors in the seventh inning that doomed the Frogs.

TCU bounced back with a 3-1 win over Oral Roberts on Saturday to live to fight another day. Back-to-back home runs from Brayden Taylor and Byrne in the sixth broke a 1-1 tie and the Frogs held on thanks to 4 1/3 scoreless from the bullpen.

An outstanding performance on the mound from Cam Brown in another elimination game helped the Frogs earn a spot in the Regional Championship game. Brown tossed eight innings and allowed just an unearned run on five hits. Taylor hit a two run home run in the first and that's all the Frogs would need as they cruised to the 6-1 win.

A game for the ages followed later that day, but it was ultimately Texas A&M that came out victorious, 15-9. TCU led 3-0 through five, but the Aggie bats came to life in the sixth. A five-run seventh put the Aggies in front, but TCU answered with four to tie the game at seven. Taylor highlighted the inning with a game-tying home run. After surrendering the lead again in the eighth, Tommy Sacco hit a two-run lead in the eighth to make it a 9-8 game. Alas, it was not to be as the Aggies exploded for seven runs in the ninth to end the Frogs season.



**2023 Big 12 Tournament Champions
2023 College World Series Participant**

2023

NCAA Fayetteville (Arkansas) Regional Baum-Walker Stadium - Fayetteville, Ark.

June 2	No. 2 TCU 12, No. 3 Arizona 4
June 4	No. 2 TCU 20, No. 1 Arkansas 5
June 5	No. 2 TCU 12, No. 1 Arkansas 4

NCAA Fort Worth (TCU) Super Regional Lupton Stadium - Fort Worth, Texas

June 19	TCU 4, No. 14 Indiana State 1
June 10	TCU 6, No. 14 Indiana State 4

College World Series

Charles Schwab Field - Omaha, Neb.

June 16	Oral Roberts 6, TCU 5
June 18	TCU 4, No. 7 Virginia 3
June 20	TCU 6, Oral Roberts 1
June 21	No. 2 Florida 3, TCU 2

TCU IN OMAHA



2010 COLLEGE WORLD SERIES

2010 PLAYERS

P	Trent Appleby	Jr.	McKinney, Texas
OF	Jason Coats	So.	Plano, Texas
INF	Matt Curry	Sr.	Red Oak, Texas
C/OF	Josh Elander	Fr.	Round Rock, Texas
INF	Taylor Featherston	So.	Katy, Texas
P	Paul Gerrish	Sr.	Filer, Idaho
C	Bryan Holaday	Sr.	Dallas, Texas
P	Greg Holle	Jr.	Loudonville, N.Y.
OF	Zac Jordan	So.	Sugar Land, Texas
P	Walker Kelly	So.	Fort Worth, Texas
P	Tyler Lockwood	Sr.	Sugar Land, Texas
P	Eric Marshall	Sr.	Barrington, Ill.
P	Steven Maxwell	Jr.	The Woodlands, Texas
P	Kaleb Merck	So.	Keller, Texas
INF	Relly Mercurio	So.	Houston, Texas
P	Erik Miller	So.	Georgetown, Texas
INF	Jerome Pena	Jr.	Cave Creek, Ariz.
C	Jimmie Pharr	Jr.	Flower Mound, Texas
P	Matt Purke	Fr.	Spring, Texas
INF	Brance Rivera	So.	Muscataine, Iowa
UT	Aaron Schultz	So.	Spring, Texas
OF	Kyle Von Tungeln	Fr.	Sugar Land, Texas
INF	Joe Weik	Jr.	Grapevine, Texas
P	Kyle Winkler	So.	Sugar Land, Texas
INF	Jantzen Witte	Fr.	Arlington, Texas
UT	Davy Wright	Fr.	Aledo, Texas

COACHING STAFF

Jim Schlossnagle - Head Coach
 Randy Mazey - Assistant Coach
 Todd Whitting - Assistant Coach
 Ryan Shotzberger - Volunteer Assistant Coach

2010 SCHEDULE/RESULTS

Sam Houston St.	W	4-0	at Oklahoma	L	3-8
Sam Houston St.	W	12-7	UNLV*	W	15-5
Sam Houston St.	W	15-2	UNLV*	W	9-8
at Cal State Fullerton	W	5-2	UNLV*	W	7-1
at Cal State Fullerton	L	4-6	Baylor	W (10)	5-4
at Cal State Fullerton	W	8-1	at Baylor	L	4-14
UT San Antonio	W	17-12	at Utah*	W	11-6
vs. Texas Tech	W	11-2	at Utah*	W	11-4
vs. Missouri	W (10)	4-3	at Utah*	W	8-2
vs. Rice	L	4-5	at New Mexico*	W	3-2
at UT Arlington	W	15-2	at New Mexico*	L	2-3
Texas Tech	W	8-7	at New Mexico*	W	26-4
Texas Tech	W	9-1	at Texas State	W	10-5
Texas Tech	W	8-5	Air Force*	W	8-2
at Oral Roberts	W	6-4	Air Force*	W	2-4
BYU*	W	13-6	Air Force*	W	5-3
BYU*	W	11-3	CS Bakersfield	W	13-1
BYU*	L	4-5	CS Bakersfield	W	12-0
at Dallas Baptist	L	7-8	CS Bakersfield	W	7-0
Texas State	W	4-0	vs. Utah	W	13-2
at Air Force*	L	11-14	vs. UNLV	W	5-2
at Air Force*	W	20-6	vs. New Mexico	W	2-0
at Air Force*	W (12)	19-17	Lamar	W	16-3
UT Arlington	W	10-3	Arizona	W	11-5
San Diego State*	W	4-1	Baylor	W	9-0
San Diego State*	W	11-5	at Texas	W	3-1
San Diego State*	L	1-3	at Texas	L	14-1
Oklahoma	L	2-4	at Texas	W	4-1
at Houston	W	15-1	vs. Florida State	W	8-1
at Houston	W	6-1	vs. UCLA	L	3-6
at Houston	W	12-2	vs. Florida State	W	11-7
Texas A&M	W	6-1	vs. UCLA	W	6-2
at BYU*	W	14-8	vs. UCLA	L	3-10
at BYU*	W	12-1			
at BYU*	W (11)	6-5			

Led by a trio of pitchers who could be the No. 1 starter on any team in the country, the Horned Frogs easily cruised through the Fort Worth Regional, setting up a Super Regional rematch with Texas in Austin. TCU flipped the script as it won Games 1 and 3 to earn its first-ever trip to the College World Series.

In the final year of Rosenblatt, TCU was quickly embraced by Omaha. Feeling like the hometown team, TCU easily dispatched a feisty Florida State squad, a program that was in Omaha for the 20th time, 9-1. TCU used a five-run first inning and rode the left arm of Matt Purke to an 8-1 victory.

TCU advanced to face UCLA in the winner's bracket. The Bruins featured two future first-round draft picks in Garrett Cole and Trevor Bauer. Cole got the ball in the winner's bracket game and held the Frog offense in check, pushing the TCU's season to the brink.


The Frogs looked poised to bow out after three games as the elimination contest was a rematch with Florida State. The Seminoles jumped out to a 7-2 lead before the Frogs began to mount a comeback in what was one of the most memorable games ever played at Rosenblatt. TCU cut the lead to 7-3 when Bryan Holaday plated a run with a hustle double in which he eluded the tag with a clutch slide into second. TCU went on to load the bases after Jason Coats drew a full-count walk with two outs. Matt Curry worked the count to 3-2 before launching a grand slam over the center field batter's eye to turn a two-run deficit into a two-run lead. Jantzen Witte kept the fireworks coming as he launched a two-run home run to push the lead to four, 11-7, helping the Frogs stave off elimination.

Needing to beat UCLA twice to advance to the championship series, head coach Jim Schlossnagle turned to the undefeated Purke on six days' rest. Purke kept the Bruins off-balance all day and the offense backed him with home runs by Holaday, Jerome Pena and Taylor Featherston to key the squad to a 6-2 victory. The Bruins pitching depth and a woken up offense were too much for TCU as the Bruins ended the Frogs' season with a 10-2 loss in the winner-take-all game.

The Horned Frogs' magical season did not end with a national title, but nevertheless brought the program major exposure. TCU finished the season with a unanimous No. 3 ranking and a 54-14 record.

2010 STARTING LINEUP

C - Bryan Holaday (Sr., Dallas, Texas)	.355 avg. (99-for-279); 24 2B; 1 3B; 17 HR; 53 RBI; 72 Runs
1B - Matt Curry (Jr., Red Oak, Texas)	.339 avg. (84-for-248); 26 2B; 2 3B; 18 HR; 65 RBI; 65 Runs
2B - Jerome Pena (Jr., Cave Creek, Ariz.)	.313 avg. (76-for-243); 13 2B; 1 3B; 11 HR; 52 RBI; 55 Runs
3B - Jantzen Witte (Fr., Arlington, Texas)	.374 avg. (61-for-163); 15 2B; 1 3B; 4 HR; 39 RBI; 32 Runs
SS - Taylor Featherston (So., Houston, Texas)	.338 avg. (78-for-231); 16 2B; 7 3B; 8 HR; 52 RBI; 59 Runs
LF - Jason Coats (So., Plano, Texas)	.361 avg. (99-for-274); 23 2B; 4 3B; 13 HR; 69 RBI; 68 Runs
CF - Aaron Schultz (So., Spring, Texas)	.293 avg. (65-for-222); 13 2B; 1 3B; 9 HR; 53 RBI; 46 Runs
RF - Brance Rivera (So., Muscatine, Iowa)	.342 avg. (64-for-187); 8 2B; 6 HR; 28 RBI; 46 Runs
DH - Joe Weik (Jr., Grapevine, Texas)	.357 avg. (40-for-112); 7 2B; 6 HR; 29 RBI; 23 Runs
P - Matt Purke (Fr., Spring, Texas)	16-0; 3.02 ERA; 116.1 IP; 34 BB; 142 K; .212 opp. avg.
P - Kyle Winkler (So., Sugar Land, Texas)	12-3; 3.39 ERA; 116.2 IP; 36 BB; 92 K; .252 opp. avg.
P - Steven Maxwell (Jr., The Woodlands, Texas)	11-2; 2.70 ERA; 103.1 IP; 34 BB; 93 K; .239 opp. avg.
RP - Tyler Lockwood (Sr., Sugar Land, Texas)	6-2; 8 Saves; 2.19 ERA; 65.2 IP; 21 BB; 41 K; .237 opp. avg.



2014 COLLEGE WORLD SERIES

2014 CWS ROSTER

P	Tyler Alexander	Fr.	Southlake, Texas
C	Kyle Bacak	Sr.	Katy, Texas
INF	Connor Castellano	Jr.	Shreveport, La.
INF	Garrett Crain	Jr.	Mustang, Okla.
INF	Kevin Cron	Jr.	Phoenix, Ariz.
C	Dylan Delso	Jr.	Broken Arrow, Okla.
P	Travis Evans	Jr.	Round Rock, Texas
OF	Jeremie Fagnan	Jr.	Calgary, Alberta
P	Riley Ferrell	So.	College Station, Texas
P	Brandon Finnegan	Jr.	Fort Worth, Texas
OF	Dylan Fitzgerald	Sr.	Santa Ana, Calif.
C/OF	Will Foreman	Fr.	Houston, Texas
INF	Will Fox	Fr.	Montgomery, Texas
INF	Eric Garza	Fr.	San Antonio, Texas
P	Brian Howard	Fr.	St. Louis, Mo.
OF	Cody Jones	Jr.	Round Rock, Texas
INF	Keaton Jones	Jr.	Laguna Beach, Calif.
P	Preston Morrison	Jr.	Waxhaw, N.C.
INF	Derek Odell	Jr.	Canyon, Texas
OF	Walker Pennington	Fr.	Houston, Texas
OF	Jerrick Suiter	Jr.	Valparaiso, Ind.
P	Trey Teakell	Jr.	Weatherford, Texas
P	Mitchell Traver	Fr.	Sugar Land, Texas
P	Brian Trieglaff	Fr.	Houston, Texas
OF	Boomer White	So.	Houston, Texas
P	Alex Young	So.	Hawthorn Woods, Ill.

COACHING STAFF

Jim Schlossnagle - Head Coach
 Bill Mosiello - Assistant Coach
 Kirk Saarloos - Assistant Coach
 Zach Etheredge - Assistant Coach

2014 SCHEDULE/RESULTS

Jacksonville	W	5-0	at Houston Baptist	W	13-0
Jacksonville	W	5-1	at Texas*	W	3-0
Jacksonville	L	0-2	at Texas*	W	2-0
Northern Colorado	W	10-3	at Texas*	W	3-1
vs. BYU	W	10-0	vs. Texas Tech	W	4-0
vs. TAMU-CC	W	7-4	CS Northridge	W	6-2
vs. UTSA	W	5-1	CS Northridge	W	1-0
UT Arlington	L	2-10	CS Northridge	W	3-0
vs. Sam Houston State	L	4-9	at Stephen F. Austin	W	14-4
vs. Rice	L	0-1	Kansas State*	W	5-0
vs. Houston	W	2-1	Kansas State*	W	3-1
Dallas Baptist	W (15)	5-4	Kansas State*	W	21-7
Michigan State	L	1-2	Oklahoma*	W	10-2
Michigan State	L	1-4	Oklahoma*	L (11)	5-7
Michigan State	W	6-2	Oklahoma*	W	9-1
at Rice	L	0-5	at Baylor	L	3-6
Dartmouth	W	4-1	at Baylor	W	5-0
Dartmouth	W	5-1	at Baylor	W	7-1
Dartmouth	W	8-0	vs. Baylor	W	8-5
at Oklahoma	L	5-9	vs. West Virginia	W	6-2
Texas Tech*	W	9-0	vs. Baylor	W	4-1
Texas Tech*	L	2-10	vs. Oklahoma State	W	7-1
Texas Tech*	L	2-12	Siena	W (11)	2-1
UT Pan American	W	11-0	Sam Houston St.	W (22)	3-2
at Oklahoma State*	W	3-1	Sam Houston St.	W	6-1
at Oklahoma State*	L	1-2	Pepperdine	W	3-2
at Oklahoma State*	L	4-9	Pepperdine	L	2-3
at UT Arlington	W	12-6	Pepperdine	W	6-5
West Virginia*	W	4-3	vs. Texas Tech	W	3-2
West Virginia*	W	8-0	vs. Virginia	L (15)	2-3
West Virginia*	W	3-1	vs. Ole Miss	L	4-6
at Dallas Baptist	W	7-1			
at Kansas*	W	5-2			
at Kansas*	W	3-1			
at Kansas*	L	1-5			

Following the same path as the 2010 College World Series team, TCU grinded through its postseason opposition with superb pitching rivaled by few. Four of the team's five wins before Omaha were by one run, including an 11- and 22-inning contest.

The Horned Frogs' first opponent was Big 12 foe Texas Tech, who took two of three at Lupton Stadium March 21-23 before TCU handed them a 4-0 shutout on April 22 in Abilene. A first-inning TCU run was all the board showed for seven innings, until the Red Raiders plated a pair on two singles and a triple in the eighth. TCU rallied with RBI singles by Cody Jones and Boomer White in the bottom half of the inning to regain its one-run lead, 3-2. Riley Ferrell, who was practically unhittable in the Regionals and Super Regionals, worked around a hit and an error in the ninth to earn the win.

TCU was in the winner's bracket just like 2010. Its next opponent, Virginia, one-upped TCU's rally over Texas Tech by producing a walk-off win over Ole Miss to set up the winner's bracket contest. The Cavaliers pushed an unearned run across in the bottom of the first. TCU answered with two in the top of the second, but through the first four innings each team had stranded five. Virginia tied it up in the bottom of the fifth, the last run for either team for a while. Starters Brandon Waddell and Brandon Finnegan went seven and eight full innings, respectively.

Ferrell remained as reliable as ever, relieving Finnegan with four complete innings and allowing one hit to four strikeouts. The offense, however, was unable to get a man in scoring position over any of the extra frames. Trey Teakell came on for the 12th inning, and retired the first six batters he faced. A lead-off double for Virginia in the bottom of the 15th was followed by a sacrifice bunt. The next Cavalier batter, Daniel Pinero, lifted a fly ball deep enough to center field to bring in the walk-off run.

The elimination game versus Ole Miss saw the Horned Frogs trail 3-0 in the top of the third, its largest deficit in 15 games (May 15 at Baylor). Each of the Horned Frogs' first six batters in the bottom of the fourth reached, and TCU tied the game at 3-3. The Rebels scratched another run across in the top of the fifth, and Kevin Cron led off the bottom half of the frame with a solo blast. The see-saw battle saw the Rebels pick up a run in the seventh to break the tie. Ole Miss held on to defeat the Frogs, 6-4.

TCU became one of just 10 programs in the country to reach Omaha at least twice over the previous five seasons. The 48 wins were second in school history behind the 2010 CWS squad.

2014 STARTING LINEUP

C - Kyle Bacak (Sr., Katy, Texas)

.269 avg. (46-for-171); 4 2B; 0 3B; 0 HR; 18 RBI; 23 Runs

1B - Kevin Cron (Jr., Phoenix, Ariz.)

.279 avg. (69-for-247); 18 2B; 2 3B; 6 HR, 41 RBI; 37 Runs

2B - Garrett Crain (Jr., Mustang, Okla.)

.324 avg. (58-for-179); 9 2B; 2 3B; 1 HR; 19 RBI; 31 Runs

3B - Derek Odell (Jr., Canyon, Texas)

.265 avg. (67-for-253); 8 2B; 2 3B; 1 HR; 35 RBI; 34 Runs

SS - Keaton Jones (Jr., Laguna Beach, Calif.)

.266 avg. (64-for-241); 4 2B; 1 3B; 0 HR; 21 RBI; 28 Runs

LF - Boomer White (So., Houston, Texas)

.315 avg. (84-for-267); 14 2B; 0 3B; 2 HR; 49 RBI; 49 Runs

CF - Cody Jones (Jr., Round Rock, Texas)

.265 avg. (68-for-257); 9 2B; 2 3B; 0 HR; 18 RBI; 51 Runs

RF - Dylan Fitzgerald (Sr., Santa Ana, Calif.)

.307 avg. (75-for-244); 16 2B; 3 3B; 2 HR; 34 RBI; 34 Runs

DH - Jerrick Suiter (Jr., Valparaiso, Ind.)

.273 avg. (47-for-172); 12 2B; 0 3B; 0 HR; 29 RBI; 24 Runs

P - Brandon Finnegan (Jr., Fort Worth, Texas)

9-3; 2.04 ERA; 105.2 IP; 29 BB; 134 K; .210 opp. avg.

P - Preston Morrison (Jr., Waxhaw, N.C.)


9-4; 1.32 ERA; 129.2 IP; 21 BB; 95 K; .197 opp. avg.

P - Tyler Alexander (Fr., Southlake, Texas)

10-3; 2.36 ERA; 99.0 IP; 11 BB; 59 K; .239 opp. avg.

RP - Riley Ferrell (So., College Station, Texas)

3-1; 15 saves; 0.79 ERA; 45.1 IP; 14 BB; 70 K; .132 opp. avg.



2015 COLLEGE WORLD SERIES

2015 CWS PLAYERS

P	Tyler Alexander	So.	Southlake, Texas
INF	Elliott Barzilli	So.	Los Angeles, Calif.
OF	Connor Beck	Fr.	Midland, Texas
OF	Nolan Brown	Jr.	Colleyville, Texas
P	Ryan Burnett	Fr.	The Woodlands, Texas
INF	Garrett Crain	Sr.	Mustang, Okla.
P	Travis Evans	Sr.	Round Rock, Texas
OF	Jeremie Fagnan	Sr.	Calgary, Alberta
P	Riley Ferrell	Jr.	College Station, Texas
P	Drew Gooch	Fr.	Argyle, Texas
P	Preston Guillory	Jr.	Baton Rouge, La.
P	Brian Howard	So.	St. Louis, Mo.
OF	Cody Jones	Sr.	Round Rock, Texas
INF	Keaton Jones	Sr.	Laguna Beach, Calif.
INF	Michael Landestoy	Fr.	Santo Domingo, D.R.
P	Preston Morrison	Sr.	Waxhaw, N.C.
INF	Derek Odell	Sr.	Canyon, Texas
C	Zack Plunkett	Fr.	Hurst, Texas
C	Evan Skoug	Fr.	Libertyville, Ill.
OF	Dane Steinhagen	Jr.	Beaumont, Texas
P	Trey Teakell	Sr.	Weatherford, Texas
P	Mitchell Traver	So.	Sugar Land, Texas
P	Brian Trieglaff	So.	Houston, Texas
OF	Austen Wade	Fr.	Midland, Texas
OF	Connor Wanhanen	Fr.	Flower Mound, Texas
OF	Evan Williams	Jr.	McKinney, Texas
P	Alex Young	Jr.	Hawthorn Woods, Ill.

COACHING STAFF

Jim Schlossnagle - Head Coach
 Bill Mosiello - Associate Head Coach
 Kirk Saarloos - Assistant Coach
 Zach Etheredge - Volunteer Assistant Coach

2015 SCHEDULE/RESULTS

Southern Illinois	W	5-0	Santa Clara	W	1-0
Southern Illinois	W	16-4	Santa Clara	W	6-1
Southern Illinois	W	11-0	Santa Clara	W	9-2
UT Arlington	W	4-1	Incarnate Word	W	6-1
at #9 Arizona State	W	3-0	Texas*	W	6-5
at #9 Arizona State	L	6-7	Texas*	W	11-6
at #9 Arizona State	W	3-2	Texas*	W	7-1
Texas Southern	W	1-0	at #15 Dallas Baptist	L	4-6
#10 Rice	W	3-1	at West Virginia*	W	9-4
at #25 USC	L (12)	6-7	at West Virginia*	W	6-2
at #4 UCLA	W	3-1	at West Virginia*	W	5-0
vs. #1 Vanderbilt	W	4-2	Kansas*	W	4-2
at Loyola-Marymount	W	6-2	Kansas*	W (10)	2-1
Baylor*	W	3-1	Abilene Christian	W	8-2
Baylor*	W	3-2	at Oklahoma*	W	5-4
Baylor*	W	10-1	at Oklahoma*	W	11-9
UT Pan American	W	5-0	at Oklahoma*	W	4-2
UT Pan American	W	11-5	vs. Baylor	L	5-6
#19 Oklahoma St.*	L (12)	6-7	vs. Texas Tech	L	1-8
#19 Oklahoma St.*	W	7-4	Sacred Heart	W	10-0
#19 Oklahoma St.*	L	2-7	#24 NC State	L	4-5
Oklahoma	W (10)	4-3	Stony Brook	W	8-3
Wichita State	W	14-1	#24 NC State	W	8-2
Wichita State	W	8-4	#24 NC State	W (10)	9-8
Wichita State	W	11-2	#6 Texas AGM	W	13-4
at UT Arlington	L	1-8	#6 Texas AGM	L (10)	1-2
at #19 Texas Tech*	W	8-0	#6 Texas AGM	W (16)	5-4
at #19 Texas Tech*	L	1-5	vs. #1 LSU	W	10-3
at #19 Texas Tech*	W	4-1	vs. #5 Vanderbilt	L	0-1
at Abilene Christian	W	4-3	vs. #1 LSU	W	8-4
#16 Dallas Baptist	W	6-2	vs. #5 Vanderbilt	L	1-7
at Kansas State*	L	4-14			
at Kansas State*	W	9-0			
at Kansas State*	L	2-6			
at UT Arlington	W	7-1			

A team known for postseason drama didn't disappoint in its latest run to Omaha. Comebacks and extra-inning victories were the name of the game as the Horned Frogs were more than battle tested heading into the College World Series.

One of three schools (Virginia and Vanderbilt) to repeat as College World Series participants, the venue and crowd size did not intimidate. The stacked field of eight featured four national seeds, two on each side of the bracket.

Omaha fans faced a dilemma as two of the hometown's favorite CWS participants faced off in the third game of the series. The Horned Frogs' first opponent was Omaha regular, LSU. After a scoreless first three innings, the bats came to life in the fourth. The Frogs took a 2-0 lead in the top of the frame on RBI singles from Connor Wanhanen and Dane Steinhagen. A pair of four-run innings by the Frogs put the game firmly in their grasp en route to a 10-3 win. Preston Morrison dominated for seven innings, allowing a run on five hits to help the Frogs advance in the winner's bracket for the second straight season.




A meeting with the defending national champions, Vanderbilt, awaited the Frogs. Two teams known for their mound dominance didn't disappoint as Alex Young and Philip Pfeifer went toe-to-toe for seven innings. Young, who struck out a career-high 12 batters, carried a no-hitter into the seventh when Zander Wiel hit a lead-off home run for the only run of the game. The Frogs had their chances but stranded nine runners in a 1-0 loss.

Needing a win to keep their season alive, the Frogs found themselves faced with a rematch against LSU. The Tigers jumped in front with a run in the first, but TCU responded with a three-spot in the second to take a lead it would never relinquish. Evan Skoug and Steinhagen combined to drive in five runs in TCU's 8-4 win. Trey Teakell picked up the victory with 4 1/3 shutout innings in relief, forcing a rematch with Vanderbilt.

TCU's magical run came to a close as Vanderbilt raced out to a 7-0 lead. The Frog offense had a tough time getting to the Commodores' Walker Buehler as they were held to a run on just five hits in a 7-1 loss to end the season.

2015 STARTING LINEUP

C - Evan Skoug (Fr., Libertyville, Ill.)	.285 avg. (73-for-256); 15 2B; 7 HR; 46 RBI; 44 Runs
1B - Jeremie Fagnan (Sr., Calgary, Alberta)	.265 avg. (44-for-166); 6 2B; 4 HR; 26 RBI; 29 Runs
2B - Garrett Crain (Sr., Mustang, Okla.)	.264 avg. (64-for-242); 11 2B; 2 3B; 1 HR; 30 RBI; 45 Runs
3B - Derek Odell (Sr., Canyon, Texas)	.292 avg. (69-for-236); 10 2B; 3 HR; 34 RBI; 34 Runs
SS - Keaton Jones (Sr., Laguna Beach, Calif.)	.251 avg. (58-for-231); 8 2B; 1 3B; 2 HR; 40 RBI; 32 Runs
LF - Dane Steinhagen (Jr., Beaumont, Texas)	.289 avg. (63-for-218); 6 2B; 4 3B; 28 RBI; 26 Runs
CF - Cody Jones (Sr., Round Rock, Texas)	.353 avg. (89-for-252); 14 2B; 1 3B; 5 HR; 34 RBI; 63 Runs
RF - Nolan Brown (Jr., Colleyville, Texas)	.302 avg. (68-for-225); 11 2B; 1 3B; 1 HR; 30 RBI; 46 Runs
DH - Connor Wanhanen (Fr., Flower Mound, Texas)	.329 avg. (71-for-216); 4 2B; 3 3B; 1 HR; 40 RBI; 42 Runs
P - Preston Morrison (Sr., Waxhaw, N.C.)	12-3; 2.51 ERA; 122.0 IP; 22 BB; 91 K; .223 opp. avg.
P - Tyler Alexander (So., Southlake, Texas)	6-3; 3.07 ERA; 93.2 IP; 10 BB; 72 K; .251 opp. avg.
P - Alex Young (Jr., Hawthorn Woods, Ill.)	9-3; 2.22 ERA; 97.1 IP; 22 BB; 103 K; .210 opp. avg.
P - Mitchell Traver (So., Sugar Land, Texas)	9-2; 1.89 ERA; 76.1 IP; 26 BB; 77 K; .184 opp. avg.
RP - Riley Ferrell (Jr., College Station, Texas)	1-3; 14 Saves; 2.56 ERA; 31.2 IP; 20 BB; 53 K; .099 opp. avg.



2016 COLLEGE WORLD SERIES

2016 CWS PLAYERS

P/DH	Luken Baker	Fr.	Spring, Texas
INF	Elliott Barzilli	Jr.	Los Angeles, Calif.
P	Austin Boyles	Fr.	Spring, Texas
P	Dalton Brown	Fr.	Benbrook, Texas
P	Ryan Burnett	So.	The Woodlands, Texas
P	Durbin Feltman	Fr.	Conroe, Texas
P	Drew Gooch	So.	Argyle, Texas
P	Preston Guillory	Sr.	Baton Rouge, La.
INF	Mason Hesse	Jr.	Temple, Texas
P	Rex Hill	Jr.	Tomball, Texas
P	Dalton Horton	Fr.	Center, Texas
P	Brian Howard	Jr.	St. Louis, Mo.
P	Jared Janczak	Fr.	Temple, Texas
OF	Ryan Johnson	Fr.	College Station, Texas
INF	Michael Landestoy	So.	Santo Domingo, D.R.
INF	Ryan Merrill	Jr.	Omaha, Neb.
C	Zack Plunkett	So.	Hurst, Texas
C	Evan Skoug	So.	Libertyville, Ill.
OF	Dane Steinhagen	Sr.	Beaumont, Texas
P	Mitchell Traver	Jr.	Sugar Land, Texas
P	Brian Trieglaff	Jr.	Houston, Texas
OF	Austen Wade	So.	Midland, Texas
OF	Connor Wanhanen	So.	Flower Mound, Texas
INF	Cam Warner	Jr.	Canberra, Australia
OF	Josh Watson	Fr.	Arlington, Texas
P	Sean Wymer	Fr.	Flower Mound, Texas

COACHING STAFF

Jim Schlossnagle - Head Coach
 Bill Mosiello - Associate Head Coach
 Kirk Saarloos - Assistant Coach
 Zach Etheredge - Volunteer Assistant Coach
 Josh Elander - Student Assistant Coach

2016 SCHEDULE/RESULTS

Loyola Marymount	L	3-5	at #25 Oklahoma St.*	L	0-9
Loyola Marymount	W	1-0	at #25 Oklahoma St.*	W	11-6
Loyola Marymount	W	5-0	at #25 Oklahoma St.*	L	7-11
Ark.-Pine Bluff	W	17-3	at #17 Dallas Baptist	W	2-0
vs. #6 La.-Lafayette	W	7-1	#10 Texas Tech*	L	3-7
vs. #25 Rice	W	10-0	#10 Texas Tech*	W	13-6
vs. #9 Houston	W	10-1	#10 Texas Tech*	L	1-3
UTRGV	W	13-0	at Penn State	W	6-2
Gonzaga	L	3-4	at Penn State	W	5-4
Gonzaga	W	10-2	at Penn State	W	9-5
Gonzaga	W	16-1	at Baylor*	L	3-4
UT Arlington	W	5-1	at Baylor*	L	5-8
USC	W	8-3	at Baylor*	W	7-3
USC	W (10)	12-11	Stephen F. Austin	W	3-2
USC	L	6-16	Kansas State*	W	3-2
at Rice	W	6-4	Kansas State*	W	2-1
West Virginia*	W	10-6	Kansas State*	W	9-3
West Virginia*	W	7-1	vs. Baylor	W	12-5
West Virginia*	W	14-2	vs. Oklahoma State	W	13-5
Abilene Christian	W	6-4	vs. Texas	L	1-2
at Texas*	L	3-4	vs. Texas	W	8-2
at Texas*	L	0-2	vs. West Virginia	W (10)	11-10
at Texas*	W	9-5	Oral Roberts	W	7-0
at UT Arlington	W	17-4	Gonzaga	W	4-3
at Wichita State	W	3-0	Arizona State	W	8-1
at Wichita State	W	17-6	at #4 Texas A&M	W	8-2
at Wichita State	W	12-5	at #4 Texas A&M	L	1-7
UT Arlington	L	3-4	at #4 Texas A&M	W	4-1
at Kansas*	L	3-4	vs. #4 Texas Tech	W	5-3
at Kansas*	W	8-0	vs. #7 Coastal Carolina	W	6-1
at Kansas*	W	14-6	vs. #7 Coastal Carolina	L	1-4
Dallas Baptist	L	1-9	vs. #7 Coastal Carolina	L	5-7
Oklahoma*	W	11-3			
Oklahoma*	W	12-2			
Oklahoma*	W	2-0			

While it was TCU's third consecutive trip to the College World Series, it brought with them a host of new characters. Gone were six everyday starters, replaced by a cast of freshmen and junior college transfers. Additionally, the Horned Frogs debuted an almost entirely new rotation on the mound and a new closer.

Battle-tested after a hard-fought three-game series against the heavily-favored Texas A&M in College Station, the Frogs were prepared for the highly charged atmosphere in Omaha.

A familiar foe awaited the Frogs in their first game of the World Series in fellow Big 12 member, Texas Tech. It was the second time in TCU's four trips to the CWS that it would open the series against the Red Raiders. Similar to the outcome in 2014, the Frogs escaped with a 5-3 victory. The game was not without dramatics as the Frogs used a Luken Baker three-run home run with one out in the ninth to take a two-run lead. The home run capped a see-saw affair that saw the lead change hands multiple times. It was Texas Tech that jumped in front first with a third-inning run. A Ryan Merrill sacrifice fly tied the game in the fourth and Cam Warner's home run in the fifth gave TCU its first lead of the game. The Red Raiders tied the game in the bottom of the fifth and took the lead with a two out hit in the eighth before Baker's heroics.



Brian Howard and Ryan Burnett teamed up for a dominating performance on the mound as TCU won its second game in Omaha for the first time in program history. The Frogs took a 6-1 victory over Coastal Carolina with runs in the second, fifth, sixth and ninth. Baker's home run to lead off the second set the tone. Howard was touched for a run in the sixth, but with the tyin run on second, he gave way to Burnett. The lefty reliever retired all 10 batters he faced to lock up the win.

Needing just one win to advance to the championship series, the Frogs ran into a hot Coastal Carolina squad. Andrew Beckwith tossed a complete-game, limiting the Frogs to a run on six hits. The TCU pitching staff limited the Chanticleers to four hits, but combined with a trio of walks and TCU error, they scored four runs for a 4-1 win.

Coastal Carolina held off a hard-charging TCU squad in a winner-moves-on game, handing the Frogs a 7-5 loss. The Chanticleers built a 7-1 lead and held on as TCU scored four unanswered runs. A trio of double plays proved costly in the Frogs ability to overcome the deficit.

2016 STARTING LINEUP

C - Evan Skoug (So., Libertyville, Ill.)	.301 avg. (75-for-249); 21 2B; 9 HR; 51 RBI; 54 Runs
1B - Connor Wanhanen (So., Flower Mound, Texas)	.231 avg. (43-for-186); 7 2B; 2 3B; 23 RBI; 39 Runs
1B - Michael Landestoy (So., Santo Domingo, D.R.)	.290 avg. (20-for-69); 1 3B; 1 HR; 14 RBI; 13 Runs
2B - Cam Warner (Jr., Canberra, Australia)	.300 avg. (85-for-283); 17 2B; 1 3B; 6 HR; 43 RBI; 47 Runs
3B - Elliott Barzilli (Jr., Los Angeles, Calif.)	.339 avg. (85-for-251); 16 2B; 4 3B; 7 HR; 48 RBI; 44 Runs
SS - Ryan Merrill (Jr., Omaha, Neb.)	.298 avg. (53-for-178); 9 2B; 4 3B; 1 HR; 25 RBI; 31 Runs
LF - Josh Watson (Fr., Arlington, Texas)	.280 avg. (68-for-243); 12 2B; 5 3B; 11 HR; 44 RBI; 52 Runs
CF - Dane Steinhagen (Jr., Beaumont, Texas)	.313 avg. (76-for-243); 20 2B; 1 3B; 8 HR; 51 RBI; 49 Runs
RF - Austen Wade (So., Midland, Texas)	.286 avg. (62-for-217); 11 2B; 1 3B; 1 HR; 27 RBI; 50 Runs
DH - Luken Baker (Fr., Spring, Texas)	.379 avg. (95-for-248); 16 2B; 11 HR; 62 RBI; 59 Runs
P - Brian Howard (Jr., St. Louis, Mo.)	10-2; 3.19 ERA; 98.2 IP; 30 BB; 93 K; .228 opp. avg.
P - Jared Janczak (Fr., Temple, Texas)	7-4; 2.61 ERA; 82.2 IP; 26 BB; 80 K; .248 opp. avg.
P - Mitchell Traver (Jr., Sugar Land, Texas)	1-3; 3.26 ERA; 30.1 IP; 10 BB; 28 K; .235 opp. avg.
RP - Durbin Feltman (Fr., Conroe, Texas)	3-0; 9 Saves; 1.56 ERA; 34.2 IP; 11 BB; 49 K; .129 opp. avg.



2017 COLLEGE WORLD SERIES

2017 CWS PLAYERS

P/DH	Luken Baker	Fr.	Spring, Texas
INF	Elliott Barzilli	Jr.	Los Angeles, Calif.
P	Austin Boyles	Fr.	Spring, Texas
P	Dalton Brown	Fr.	Benbrook, Texas
OF	Nolan Brown	Sr.	Colleyville, Texas
P	Cal Coughlin	Fr.	Lake Forest, Ill.
P	Jake Eissler	Fr.	Littleton, Colo.
P	Durbin Feltman	Fr.	Conroe, Texas
INF	Trent Franson	Fr.	Houston, Texas
P	Haylen Green	Fr.	Lufkin, Texas
INF	Mason Hesse	Jr.	Temple, Texas
P	Dalton Horton	Fr.	Center, Texas
P	Brian Howard	Jr.	St. Louis, Mo.
C	Zach Humphreys	Fr.	Midlothian, Texas
OF	Austin Ingraham	Jr.	Fort Worth, Texas
P	Jared Janczak	Fr.	Temple, Texas
P	Charles King	Fr.	Coppell, Texas
INF	Michael Landestoy	So.	Santo Domingo, D.R.
P	Nick Lodolo	Fr.	LaVerne, Calif.
INF	Ryan Merrill	Jr.	Omaha, Neb.
P	Trey Morris	Fr.	Katy, Texas
C	Evan Skoug	So.	Libertyville, Ill.
P	Mitchell Traver	Jr.	Sugar Land, Texas
OF	Austen Wade	So.	Midland, Texas
OF	Connor Wanhanen	So.	Flower Mound, Texas
INF	Cam Warner	Jr.	Canberra, Australia
OF	Josh Watson	Fr.	Arlington, Texas
OF	Evan Williams	Sr.	McKinney, Texas
P	Sean Wymer	Fr.	Flower Mound, Texas

COACHING STAFF

Jim Schlossnagle - Head Coach
 Bill Mosiello - Associate Head Coach
 Kirk Saarloos - Assistant Coach
 Zach Etheredge - Volunteer Assistant Coach

2017 SCHEDULE/RESULTS

Penn State	W	6-3	at	West Virginia*	L	4-5	
Penn State	W	12-1		Baylor*	W	9-4	
Penn State	W	9-3		Baylor*	L	5-16	
at	UT Arlington	W	7-2	Baylor*	W	8-5	
Arizona State	L	9-13		Stephen F. Austin	L	2-6	
Arizona State	W	8-4	at	#6 Texas Tech*	W	4-1	
Arizona State	W	5-2	at	#6 Texas Tech*	L	4-6	
Rice	W	13-5	at	#6 Texas Tech*	L	3-21	
vs.	#3 LSU	W	9-6	#24 Texas*	W (11)	11-10	
vs.	#15 Texas A&M	W (15)	11-10	#24 Texas*	W	8-2	
vs.	#8 Ole Miss	W	5-3	#24 Texas*	W (10)	4-3	
#16 Dallas Baptist	W (10)	3-2	at	#24 Oklahoma*	W	9-6	
at	UC Irvine	L	2-11	at	#24 Oklahoma*	L	8-9
at	UC Irvine	L	3-6	at	#24 Oklahoma*	L	9-10
at	UC Irvine	W	16-7	UT Arlington	W	6-1	
at	Long Beach State	L	0-7	at	Cal	W	3-0
Kansas*	W	3-1	at	Cal	W	5-4	
Kansas*	W	5-1	at	Cal	L	3-8	
Kansas*	L	3-4	vs.	Kansas	L	3-7	
at	Abilene Christian	W	3-0	vs.	Oklahoma	W	9-4
#16 Oklahoma St.*	W	7-5	vs.	Kansas	W	6-0	
#16 Oklahoma St.*	W	6-5	vs.	Texas	W	9-2	
#16 Oklahoma St.*	W	5-1	vs.	Texas	L	3-9	
UTRGV	W	10-2		Central Conn. State	W	9-6	
UTRGV	W	18-2		#11 Virginia	W	5-1	
at	Kansas State*	W (11)	5-0	Dallas Baptist	W	15-3	
at	Kansas State*	W (10)	1-0	#8 Missouri State	W	3-2	
at	Kansas State*	W	12-4	#8 Missouri State	W	8-1	
at	UT Arlington	W	5-4	vs.	#3 Florida	L	0-3
Murray State	W	9-2	vs.	#8 Texas A&M	W	4-1	
Murray State	W	15-6	vs.	#4 Louisville	W	4-3	
Murray State	W	13-2	vs.	#3 Florida	W	9-2	
at	Dallas Baptist	W	9-3	vs.	#3 Florida	L	0-3
at	West Virginia*	L	4-5				
at	West Virginia*	W	8-6				

TCU rolled into the postseason with the ease and confidence of a group that had been there before. The Horned Frogs won five straight on the path to their fourth straight appearance in the College World Series. TCU became one of just 10 programs to make four straight appearances in the CWS.

The field of 8 was stacked as five of the top 8 National Seeds ended up in Omaha. Three of those seeds were featured in TCU's half of the bracket.

The Frogs faced a daunting task in their opener against #3 Florida and the 18th overall pick of the 2017 MLB Draft in Alex Faedo. The junior right-hander lived up to his billing as he held the Frogs to just two hits over seven innings. The Gators struck for single runs in the first, fourth and fifth innings en route to a 3-0 victory.

Facing elimination against a familiar foe two days later, the Frogs found magic in the right arm of Brian Howard. He stifled Texas A&M for seven innings, holding the Aggies to a run on five hits with 12 strikeouts, helping TCU end the Aggies season for the third straight year with a 4-1 victory. Ryan Merrill had a moment to remember as the Omaha native homered as part of a three-run third inning to help push the TCU lead to 4-0.

TCU staved off elimination again two days later as it put an end to Louisville's season with a nail-biting 4-3 victory. All of TCU's runs came in the fourth inning. Merrill once again provided the big hit with a two-run, two-out single. The Cardinals scored single runs in the third, fourth and fifth innings. Sean Wymer was brilliant in relief, allowing just two hits in 4 1/3 innings.

A rematch against Florida followed the next night and the TCU bats came out to play. The Frogs routed the Gators 9-2 to force a decisive game for a chance to play for the title. The top of the order went 5-for-13 with seven RBIs. Josh Watson's two-run triple with two outs in the fourth put the Frogs in front to stay. Charles King came up huge in middle relief with 3 1/3 scoreless frames to earn his first collegiate victory.

TCU's bid for its first appearance in the championship series once again came up short as Faedo matched his performance from Game 1 in helping the Gators to a 3-0 victory. Again, the Gators used single runs in the second, fifth and seventh inning to build their advantage.

2017 STARTING LINEUP

C - Evan Skoug (Jr., Libertyville, Ill.)

.272 avg. (71-for-261); 11 2B; 20 HR; 71 RBI; 59 Runs

1B - Connor Wanhanen (Jr., Flower Mound, Texas)

.281 avg. (38-for-135); 6 2B; 16 RBI; 34 Runs

2B - Cam Warner (Sr., Canberra, Australia)

.284 avg. (76-for-268); 12 2B; 5 HR; 49 RBI; 51 Runs

3B - Elliott Barzilli (Sr., Los Angeles, Calif.)

.242 avg. (62-for-256); 14 2B; 6 HR; 31 RBI; 42 Runs

SS - Ryan Merrill (Sr., Omaha, Neb.)

.243 avg. (53-for-218); 8 2B; 1 3B; 6 HR; 43 RBI; 42 Runs

LF - Josh Watson (So., Arlington, Texas)

.239 avg. (55-for-230); 11 2B; 1 3B; 1 HR; 38 RBI; 35 Runs

CF - Nolan Brown (Sr., Colleyville, Texas)

.277 avg. (67-for-242); 14 2B; 2 3B; 3 HR; 35 RBI; 50 Runs

RF - Austen Wade (Jr., Midland, Texas)

.332 avg. (82-for-247); 17 2B; 5 HR; 40 RBI; 54 Runs

DH - Zach Humphreys (Fr., Midlothian, Texas)

.267 avg. (27-for-101); 3 2B; 2 HR; 19 RBI; 25 Runs

P - Brian Howard (Sr., St. Louis, Mo.)

12-3; 3.77 ERA; 105.0 IP; 35 BB; 113 K; .218 opp. avg.

P - Jared Janczak (So., Temple, Texas)

9-2; 2.31 ERA; 93.1 IP; 24 BB; 102 K; .181 opp. avg.

P - Nick Lodolo (Fr., LaVerne, Calif.)

5-1; 4.35 ERA; 78.2 IP; 28 BB; 72 K; .257 opp. avg.

P - Mitchell Traver (Sr., Sugar Land, Texas)

4-1; 3.89 ERA; 44.0 IP; 22 BB; 53 K; .201 opp. avg.

RP - Durbin Feltman (So., Conroe, Texas)

2-2; 17 Saves; 3.64 ERA; 29.2 IP; 15 BB; 37 K; .215 opp. avg.



2023 COLLEGE WORLD SERIES

2023 CWS PLAYERS

P	Ben Abeldt	Fr.	McKinney, Texas
INF	David Bishop	So.	Marietta, Ga.
INF	Owen Blackledge	So.	North Canton, Ohio
C	Karson Bowen	Fr.	Anaheim Hills, Calif.
OF	Luke Boyers	Jr.	Boerne, Texas
P	Cam Brown	Jr.	Flower Mound, Texas
C	Kurtis Byrne	Sr.	St. Louis, Mo.
OF	Austin Davis	Gr.	Orlando, Fla.
OF	Jake Duer	Fr.	Flower Mound, Texas
P	Cohen Feser	So.	San Antonio, Texas
INF	Cole Fontenelle	Jr.	Sammamish, Wash.
INF	Brody Green	So.	Owasso, Okla.
P	Hunter Hodges	Jr.	Wilmington, N.C.
P	Chase Hoover	Fr.	Santa Barbara, Calif.
INF	Fisher Ingersoll	Fr.	Lehi, Utah
P	Kole Klecker	Fr.	Chandler, Ariz.
OF	Logan Maxwell	So.	Lima, Ohio
OF	Elijah Nunez	Jr.	Arlington, Texas
INF	Tre Richardson	Jr.	Kingwood, Texas
P	River Ridings	Jr.	Plano, Texas
P	Louis Rodriguez	Fr.	Long Beach, Calif.
P	Luke Savage	Jr.	Plano, Texas
INF	Anthony Silva	Fr.	San Antonio, Texas
P	Braeden Sloan	Fr.	Roseville, Calif.
P	Mason Speaker	Jr.	Fort Worth, Texas
P	Sam Stoutenborough	Gr.	Monterey, Calif.
INF	Brayden Taylor	Jr.	West Jordan, Utah
P	Jax Traeger	Fr.	Spring, Texas
P	Garrett Wright	Jr.	College Station, Texas

COACHING STAFF

Kirk Saarloos - Head Coach
 T.J. Bruce - Associate Head Coach
 John DiLaura - Assistant Coach
 Kyle Winkler - Volunteer Assistant Coach

2023 SCHEDULE/RESULTS

vs. #10 Vanderbilt	W	11-4	UNC Wilmington	L	6-12
vs. #8 Arkansas	W	18-6	Lamar	L	6-9
vs. Missouri	L (10)	8-9	at West Virginia*	L	4-5
UT Arlington	W	7-3	at West Virginia*	L	4-7
Florida State	L	1-10	at West Virginia*	L (7)	7-17
Florida State	L	8-10	#19 Dallas Baptist	W	8-5
Florida State	W	3-2	Texas*	L	4-8
at Dallas Baptist	W (12)	4-1	Texas*	L	2-3
vs. Michigan	W	6-0	Texas*	W	15-7
vs. #14 Louisville	L	2-3	UTRGV	W (7)	14-4
vs. Rice	W	7-0	#24 Cal State Fullerton	L	1-2
UT Arlington	L	7-8	#24 Cal State Fullerton	W	13-4
San Diego	L	2-14	#24 Cal State Fullerton	W	6-1
San Diego	W	3-1	Baylor*	W	5-1
San Diego	W	5-4	Baylor*	W	2-1
at Texas State	L	4-8	Baylor*	W	10-4
at Oklahoma*	W	13-5	Texas State	W	8-2
at Oklahoma*	L	1-3	at Kansas State*	L	6-7
at Oklahoma*	L	5-7	at Kansas State*	W	8-1
Abilene Christian	W	7-0	at Kansas State*	W	4-3
Northwestern	W	9-2	vs. Kansas State	W (7)	16-3
Kansas*	W	8-6	vs. Kansas	W (8)	14-4
Kansas*	W	18-5	vs. Kansas State	W	6-3
Kansas*	W	14-0	vs. Oklahoma State	W	12-5
at UT Arlington	W	14-3	vs. Arizona	W	12-4
at #22 Texas Tech*	L	16-20	at #3 Arkansas	W	20-5
at #22 Texas Tech*	W	10-7	at #3 Arkansas	W	12-4
at #22 Texas Tech*	L	5-10	Indiana State	W	4-1
at Tarleton State	W	9-8	Indiana State	W	6-4
#16 Oklahoma State*	L	6-7	vs. Oral Roberts	L	5-6
#16 Oklahoma State*	W	7-3	vs. #7 Virginia	W	4-3
#16 Oklahoma State*	W	12-5	vs. Oral Roberts	W	6-1
at Abilene Christian	W	7-5	vs. #2 Florida	L	2-3
UNC Wilmington	L	6-14			
UNC Wilmington	W	17-5			

A six-year drought came to end as the Horned Frogs swept their way down the Road to Omaha. The Frogs powered their way through the NCAA Fayetteville Regional, outscoring the opposition 44-13. Record breaking crowds at Lupton Stadium helped propel the Frogs to a sweep of Indiana State, booking their ticket to Omaha.

TCU and Oral Roberts opened the College World Series with a see-saw battle with the Golden Eagles landing the final blow. Cole Fontenelle opened the scoring with a home run in the fourth. ORU took a 2-1 lead in the sixth, but the Frogs were able to tie the game in the bottom of the inning. The Frogs opened up a 5-2 lead with three runs in the eighth, but a furious rally by ORU culminating in a go-ahead three run home run in the ninth sent the Frogs to the loser's bracket as the Golden Eagles stole a 6-5 win.

To keep their season alive, the Horned Frogs had to face off with one of the most prolific offensive teams in the NCAA in Virginia. A lead-off double from Elijah Nunez turned it a 1-0 lead in the first. Virginia answered as the first two batters reached. TCU starter Sam Stoutenborough limited the damage to a run as he went on to retire 12 straight to get the game into the fifth inning. An RBI groundout from Fontenelle in the third put the Frogs in front to stay. TCU added single runs in the sixth and eighth innings to build a 4-3 lead. Ben Abeldt picked up the final five outs in the game to secure the win, setting up a rematch with Oral Roberts.



The dramatics were nowhere to be found in the rematch as TCU jumped out to an early lead on a bases-loaded walk to Austin Davis in the second and never looked back. A four sport in the fifth helped TCU build a 6-0 lead. Anthony Silva's two-run single highlighted the fifth inning outburst. On the mound, the quartet of Cam Brown, Luke Savage, Hunter Hodges and Cohen Feser held the Golden Eagles to a run on seven hits and struck out nine.

Facing a third straight elimination game, the Frogs needed a win over Florida to live to see another day. TCU found itself in a 2-0 hole after the top of the first. The Frogs cut the deficit in half in the bottom of the first on a Brayden Taylor RBI-single. The game stayed 2-1 until the eighth inning as neither team could capitalize on opportunities. Anthony Silva's two-out double tied the game at two, but it was not to be. Florida led off the ninth with a double and the eventual game-winning run scored on a two out, infield single.

2023 STARTING LINEUP

C - Karson Bowen (Fr., Anaheim Hills, Calif.)
 .350 avg. (76-for-217); 15 2B; 6 HR; 46 RBI; 49 Runs, 9 SB
1B - Cole Fontenelle (Jr., Sammamish, Wash.)
 .352 avg. (82-for-233); 21 2B; 2 3B; 14 HR; 58 RBI; 66 Runs, 20 SB
2B - Tre Richardson (Jr., Kingwood, Texas)
 .311 avg. (84-for-270); 16 2B; 2 3B; 6 HR; 60 RBI; 58 Runs, 25 SB
3B - Brayden Taylor (Jr., West Jordan, Utah)
 .308 avg. (80-for-260); 15 2B; 23 HR; 70 RBI; 77 Runs, 14 SB
SS - Anthony Silva (Fr., San Antonio, Texas)
 .330 avg. (75-for-227); 11 2B; 7 HR; 50 RBI; 53 Runs, 17 SB
LF - Luke Boyers (Jr., Boerne, Texas)
 .231 avg. (40-for-173); 7 2B; 1 3B; 7 HR; 27 RBI; 42 Runs, 7 SB
IF - Logan Maxwell (So., Lima, Ohio)
 .300 avg. (30-for-100); 6 2B; 2 3B; 2 HR; 18 RBI; 20 Runs, 4 SB
CF - Elijah Nunez (Jr., Arlington, Texas)

.289 avg. (69-for-239); 17 2B; 2 3B; 3 HR; 36 RBI; 59 Runs, 20 SB
RF - Austin Davis (Gr., Orlando, Fla.)
 .283 avg. (70-for-247); 19 2B; 9 HR; 57 RBI; 48 Runs, 22 SB
DH - Kurtis Byrne (Sr., St. Louis, Mo.)
 .285 avg. (55-for-193); 9 2B; 10 HR; 48 RBI; 34 Runs
P - Kole Klecker (Fr., Chandler, Ariz.)
 10-4; 3.72 ERA; 96.2 IP; 30 BB; 72 K; .216 opp. avg.
P - Sam Stoutenborough (Fr., Monterey, Calif.)
 5-0; 4.35 ERA; 70.1 IP; 18 BB; 58 K; .261 opp. avg.
P - Cam Brown (Jr., Flower Mound, Texas)
 3-2; 5.20 ERA; 55.1 IP; 40 BB; 62 K; .200 opp. avg.
RP - Ben Abeldt (Fr., McKinney, Texas)
 3-4; 2 Saves; 3.60 ERA; 55.0 IP; 24 BB; 71 K; .237 opp. avg.
RP - Garrett Wright (Jr., College Station, Texas)
 3-2; 5 Saves; 3.41 ERA; 29.0 IP; 16 BB; 36 K; .170 opp. avg.



YEAR-BY-YEAR RESULTS

1966 21-91 (SWC 9-6-0, T1st) Frank Windegger

SWC QUAD CHAMPIONS

Feb 24	Univ. of Dallas	W	9-2
25	Univ. of Dallas	W	14-1
Mar 4	Trinity Univ.	L	5-11
8	Sam Houston St.	W	7-2
9	Sam Houston St.	W	1-0
14	Sam Houston St.	W	5-3
15	@ Rice*	W	5-0
18	Abilene Christian	W	24-1
19	Baylor*	L	4-7
22	Arkansas	W	14-7
23	@ Texas*	W	6-2
26	SMU*	L	1-8
30	Kansas State	L	1-3
30	Kansas State	W	6-1
31	Kansas State	L	6-8
Apr 1	@ Baylor*	W	9-1
2	@ Baylor*	W	7-1
5	Loyola	W	12-1
6	Loyola	W	16-6
8	Texas Tech*	W	4-3
9	Texas Tech*	W	5-4
15	Rice*	W	8-1
16	Rice*	L	0-4
18	Texas AGM*	T	3-3
22	@ Texas AGM*	W	10-6
23	@ Texas AGM*	W	5-3
May 3	Texas*	L	1-2
3	Texas*	L	1-2
6	@ SMU*	L	7-8
7	@ SMU*	W	8-2
14	Texas AGM*	W	4-0

1967 20-91 (SWC 10-5, T1st) Frank Windegger

SWC CO-CHAMPIONS

Univ. of Dallas	W	15-7	
Univ. of Dallas	W	28-0	
Sul Ross	W	4-2	
Sul Ross	W	5-3	
Mar 8	Texas Tech	W	3-1
8	Texas Tech	W	4-2
11	@ Texas AGM*	W	6-0
14	@ SMU*	W	7-5
Trinity	L	6-7	
Trinity (13)	T	1-1	
18	@ Baylor*	L	3-5
@ LSU	W	8-0	
@ LSU	L	1-3	
@ Loyola	L	5-6	
@ Loyola	W	5-1	
Missouri	W	3-1	
Missouri	W	17-4	
Missouri	L	2-4	
Apr 1	Texas*	L	0-1
7	SMU*	W	5-0
8	SMU* (10)	L	0-1
11	Rice*	W	6-1
14	Texas AGM*	W	3-2
15	Texas AGM*	W	4-2
21	@ Texas*	L	4-7
22	@ Texas* (10)	W	5-3
28	@ Rice* (12)	L	8-9
29	@ Rice*	W	3-1
May 5	Baylor*	W	12-2
6	Baylor*	W	9-0

1968 20-9 (SWC 13-5, 2nd) Frank Windegger

Feb 27	Tarleton State	W	3-1
27	Tarleton State	W	18-3
Mar 5	@ Texas*	W	10-9
6	@ Trinity	L	0-3
7	@ Trinity	L	2-4
9	Baylor*	W	6-5
12	@ Rice*	L	5-7
16	Texas AGM*	L	1-4
22	@ SMU*	W	5-4
22	@ SMU*	W	4-0
25	vs. SMU*	W	9-8
26	Sam Houston St.	W	6-4
26	Sam Houston St.	L	3-11
29	@ Texas AGM*	L	3-16
30	@ Texas AGM*	L	0-2
Apr 3	St. Thomas	W	15-1
4	St. Thomas	L	2-4
5	Rice*	W	9-5
6	Rice*	W	9-2
11	Abilene Christian	W	9-0
Centenary	W	16-2	
Centenary	W	3-1	
19	Texas*	W	7-5
20	Texas*	L	3-4
26	@ Baylor*	W	8-4
27	@ Baylor*	W	5-2
May 3	Texas Tech*	W	3-0
3	Texas Tech*	W	7-2
4	Texas Tech*	W	6-2

1969 22-8 (SWC 9-6, 2nd) Frank Windegger

Mar 7	UT-Arlington	W	18-2
8	UT-Arlington	W	11-5
18	Abilene Christian	W	10-1
18	Abilene Christian	W	9-5
21	@ Texas*	L	3-7
21	@ Texas*	L	6-8
22	@ Texas*	L	5-7
28	Texas AGM*	W	7-6
28	Texas AGM*	L	5-8
29	Texas AGM*	W	10-2
31	Sam Houston St.	L	1-8
31	Sam Houston St.	L	3-5
Apr 1	Sam Houston St.	W	6-5
4	Baylor*	W	6-1
4	Baylor*	W	4-3
5	Baylor*	W	10-4
18	SMU*	L	0-5
18	SMU*	W	4-3
19	SMU*	W	6-5
21	Arkansas	W	14-13
Texas Wesleyan	W	12-3	
UT-Pan Am	W	11-6	
Texas Wesleyan	W	5-2	
St. Thomas	W	4-0	
St. Thomas	W	3-2	
St. Thomas	W	1-0	
St. Thomas	W	4-0	
May 2	@ Texas Tech*	W	6-4
2	@ Texas Tech*	L	1-4
3	@ Texas Tech*	W	10-3

1970 17-15 (SWC 9-8, 4th) Frank Windegger

Mar 9	Univ. of Dallas	W	10-1
11	@ Arizona	W	4-3
12	@ Arizona	L	6-7
13	@ Arizona	L	6-9
14	@ Arizona	L	3-4
14	@ Arizona	L	2-5
23	Rice*	W	10-1
23	Rice*	L	6-8
24	Rice*	W	10-6
25	@ SMU*	L	0-1
25	@ SMU*	W	1-0
26	@ SMU*	W	2-0
Apr 1	Texas Wesleyan	W	11-4
1	Texas Wesleyan	W	4-0
4	@ Baylor*	W	9-5
5	@ Baylor*	L	5-7
5	@ Baylor*	W	3-1
7	@ UT-Arlington	L	7-8
7	@ UT-Arlington	W	3-0
10	Texas Tech*	W	1-0
10	Texas Tech*	W	2-1
11	Texas Tech*	L	4-7
13	UT-Arlington	W	7-2
20	UT-Pan Am	L	0-2
22	Sam Houston St.	L	0-4
22	Sam Houston St.	W	10-8
24	Texas*	L	0-2
24	Texas*	L	0-14
Texas Wesleyan	W	9-0	
May 1	Texas AGM*	L	2-3
1	Texas AGM*	L	0-3
2	Texas AGM*	W	1-0

1971 22-19 (SWC 9-8, 4th) Frank Windegger

Mar 4	Dallas Baptist	W	1-0
4	Dallas Baptist	L	0-4
5	UT-Arlington	W	6-2
5	UT-Arlington	W	9-0
6	UT-Arlington	L	2-3
6	UT-Arlington	W	9-1
9	Southwestern	W	21-5
9	Southwestern	W	10-3
12	@ UT-Pan Am	L	4-9
12	@ UT-Pan Am	L	2-5
13	@ UT-Pan Am	W	9-8
13	@ UT-Pan Am	L	1-6
16	Kansas State	W	7-0
16	Kansas State	W	9-1
19	@ Rice*	W	6-5
20	@ Rice*	L	0-1
20	@ Rice*	W	7-5
23	SE Oklahoma	L	1-2
23	SE Oklahoma	L	2-8
24	Texas Wesleyan	L	5-6
24	Texas Wesleyan	L	2-5
26	Baylor*	W	5-0
26	Baylor*	W	6-2
27	Baylor*	L	6-8
30	Sam Houston St.	L	1-3
30	Sam Houston St.	L	2-4
Apr 1	@ Texas*	L	4-13
1	@ Texas*	L	0-6
2	@ Texas*	L	5-11
12	Creighton	W	5-0
12	Creighton	W	9-2

13	Texas Wesleyan	W	5-4
13	Texas Wesleyan	W	8-0
19	SMU*	W	3-2
19	SMU*	W	6-3
23	Texas AGM*	W	5-3
23	Texas AGM*	W	4-3
24	Texas AGM*	W	8-7
30	@ Texas Tech*	L	1-4
30	@ Texas Tech*	L	1-3
May 1	@ Texas Tech*	L	1-6

1972 29-13 (SWC 12-6, T1st) Frank Windegger

SWC CO-CHAMPIONS

Feb 22	UT-Arlington	W	1-0
22	UT-Arlington	W	4-1
25	Texas Wesleyan	W	7-1
25	Texas Wesleyan	L	3-4
26	Texas Wesleyan	W	8-0
26	Texas Wesleyan	L	0-2
Mar 3	Iowa State	W	3-0
3	Iowa State	W	6-1
4	Iowa State	L	1-3
4	Iowa State	W	6-1
7	Univ. of Dallas	W	7-0
7	Univ. of Dallas	W	5-1
10	NE Louisiana	L	1-2
10	NE Louisiana	W	4-1
11	NE Louisiana	W	9-0
11	NE Louisiana	W	8-0
17	@ Texas AGM*	W	6-3
17	@ Texas AGM*	W	10-4
18	@ Texas AGM*	L	3-5
24	Texas Tech*	W	4-3
24	Texas Tech*	W	3-2
25	Texas Tech*	W	4-3
25	Texas Tech*	W	3-2
28	South Dakota St.	W	3-1
28	South Dakota St.	W	12-0
31	Rice*	W	3-0
31	Rice*	W	1-0
Apr 1	Rice*	W	10-0
4	Creighton	W	3-2
4	Creighton	L	1-4
7	UT-Pan Am	L	1-3
7	UT-Pan Am	W	5-4
8	UT-Pan Am	L	0-1
8	UT-Pan Am	W	2-0
14	@ Baylor*	L	3-4
14	@ Baylor*	L	0-3
15	@ Baylor*	W	5-4
21	Texas*	W	2-1
21	Texas*	L	5-8
22	Texas*	L	1-5
May 1	SMU*	L	3-4
2	SMU*	W	10-6
2	SMU*	W	16-1

1973 31-12 (SWC 12-7, 2nd) Frank Windegger

Feb 24	Trinity	W	5-4
24	Trinity	L	0-2
25	Texas Wesleyan	L	2-5
25	Texas Wesleyan	L	5-8
27	Univ. of Dallas	W	8-4
27	Univ. of Dallas	W	19-4
Mar 2	UT-Arlington	L	1-2
2	UT-Arlington	W	6-1
3	St. Mary's (Texas)	W	2-0
3	St. Mary's (Texas)	W	4-1
6	Texas Wesleyan	W	5-0
6	Texas Wesleyan	W	3-2
9	Kearney State	W	1-0
9	Kearney State	W	13-2
10	Kearney State	W	11-3
10	Kearney State	W	5-1
16	@ Texas*	L	3-4
16	@ Texas*	L	4-9
17	@ Texas*	L	0-4
20	Kent State	W	4-1
20	Kent State	W	10-1
22	Houston*	L	3-5
22	Houston*	W	6-0
24	Houston*	W	12-7
27	NE Louisiana	W	2-0
27	NE Louisiana	W	2-0
31	Baylor*	W	12-2
31	Baylor*	W	18-2
Apr 6	Texas AGM*	L	0-1
7	Texas AGM*	W	3-1
7	Texas AGM*	W	4-3
9	UT-Pan Am	W	5-2
9	UT-Pan Am	W	4-3
13	@ Rice*	W	5-4
13	@ Rice*	W	11-1
20	SMU*	W	3-1
20	SMU*	W	4-1
21	SMU*	W	6-2
23	UT-Arlington	W	3-2
23	UT-Arlington	L	2-8
27	@ Texas Tech*	W	9-0
28	@ Texas Tech*	L	4-5
28	@ Texas Tech*	L	0-4

1974 31-17 (SWC 14-10, 3rd) Frank Windegger

Feb 16	@ UT-Arlington	W	5-0
16	@ UT-Arlington	W	4-3
19	UT-Arlington	L	0-3
19	UT-Arlington	W	6-3
22	Texas Wesleyan	W	7-2
22	Texas Wesleyan	W	10-3
23	Texas Wesleyan	L	6-9
23	Texas Wesleyan	W	16-5
Mar 1	Texas Tech*	W	12-3
2	Texas Tech*	L	0-8
2	Texas Tech*	W	4-3
5	Oklahoma	L	8-12
5	Oklahoma	L	4-5
8	@ Houston*	W	10-0
9	@ Houston*	W	4-2
9	@ Houston*	L	4-7
12	Kearney State	W	9-2
12	Kearney State	W	10-1
14	Rice*	L	0-4
15	Rice*	W	1-0
15	Rice*	W	9-1
19	Nebraska	W	14-6
19	Nebraska	W	10-3
22	@ Baylor*	W	15-4
23	@ Baylor*	L	0-4
23	@ Baylor*	W	8-6
26	Kent State	W	2-1
26	Kent State	W	5-4
29	@ Texas AGM*	L	1-4
30	@ Texas AGM*	L	4-5
30	@ Texas AGM*	L	8-16
Apr 2	Texas Lutheran	W	4-0
2	Texas Lutheran	W	8-4
5	UT-Pan Am	W	8-3
5	UT-Pan Am	W	7-2
6	UT-Pan Am	W	10-1
6	UT-Pan Am	L	10-11
12	Arkansas*	W	8-2
13	Arkansas*	W	6-5
13	Arkansas*	W	6-3
16	@ Oklahoma	L	3-7
16	@ Oklahoma	L	11-14
19	Texas*	L	2-5
20	Texas*	L	4-10
20	Texas*	L	2-8
26	@ SMU*	W	7-2
27	@ SMU*	W	17-2
27	@ SMU*	W	6-1

1975 29-17 (SWC 12-12, 3rd) Frank Windegger

Feb 21	@ Texas Wesleyan	W	11-5
21	@ Texas Wesleyan	W	9-7
25	@ UT-Arlington	W	4-0
25	@ UT-Arlington	W	2-0
26	UT-Arlington	W	12-6
26	UT-Arlington	W	6-5
28	@ Texas Tech*	W	11-10
Mar 1	@ Texas Tech*	W	5-0
1	@ Texas Tech*	L	3-4
4	Texas Lutheran	W	14-4
4	Texas Lutheran	W	8-0
7	Houston*	L	5-6
8	Houston*	W	2-1
8	Houston*	W	7-3
1			

2024 TCU BASEBALL

YEAR-BY-YEAR RESULTS

1978		18-29-1 (SWC 7-17, 8th)	
Willie Maxwell			
Feb 25	@ Texas Wesleyan	W	8-5
25	@ Texas Wesleyan	L	2-5
26	@ UT-Arlington	W	13-1
26	@ UT-Arlington	L	2-3
Mar 2	UT-Arlington	L	10-12
2	UT-Arlington	L	7-8
6	Texas Wesleyan	L	4-7
6	Texas Wesleyan	W	4-2
10	@ SMU*	W	2-1
11	@ SMU*	L	8-11
11	@ SMU*	W	9-3
13	Central Michigan	L	7-17
13	Central Michigan	W	11-5
17	Texas Tech*	L	11-12
18	Texas Tech*	L	6-8
18	Texas Tech*	W	3-0
21	Kent State	W	7-2
21	Kent State	L	1-4
22	Sam Houston St.	L	7-10
22	Sam Houston St.	W	8-7
27	@ Arkansas*	L	3-6
27	@ Arkansas*	L	3-4
28	@ Arkansas*	L	2-7
31	Houston*	W	9-6
Apr 1	Houston*	L	2-10
4	@ Oklahoma	L	2-17
4	@ Oklahoma	L	2-10
4	@ Oklahoma	L	3-6
7	@ Texas AGM*	L	3-4
8	@ Texas AGM*	L	1-3
8	@ Texas AGM*	L	3-14
11	Univ. of Dallas	W	2-1
11	Univ. of Dallas	W	14-1
14	Texas*	L	7-9
15	Texas*	L	2-8
15	Texas*	W	8-2
18	@ Sam Houston St.	L	0-2
19	@ Sam Houston St.	W	4-2
19	@ Sam Houston St.	L	4-12
21	@ Rice*	W	8-1
22	@ Rice*	L	1-2
22	@ Rice*	W	6-3
25	Dallas Baptist	W	4-0
25	Dallas Baptist	W	5-4
27	@ UT-Arlington	T	1-1
28	Baylor*	L	8-14
29	Baylor*	L	1-13
29	Baylor*	L	8-13

1979		21-24 (SWC 7-17, 8th)	
Willie Maxwell			
Feb 23	Sam Houston St.	W	12-5
23	Sam Houston St.	L	0-3
27	Dallas Baptist	W	3-1
27	Dallas Baptist	L	3-5
Mar 1	Texas Wesleyan	W	5-4
1	Texas Wesleyan	W	5-2
4	Texas Wesleyan	W	9-8
4	Texas Wesleyan	L	1-5
5	Dallas Baptist	W	9-1
5	Dallas Baptist	W	14-5
6	@ Sam Houston St.	L	2-3
6	@ Sam Houston St.	L	0-4
9	SMU*	L	4-7
10	SMU*	W	2-1
10	SMU*	W	6-5
13	Abilene Christian	W	14-5
13	Abilene Christian	W	9-5
14	UT-Arlington	L	1-10
14	UT-Arlington	W	6-2
17	@ Texas Tech*	L	10-11
18	@ Texas Tech*	L	8-14
18	@ Texas Tech*	W	8-1
24	Arkansas*	L	1-7
24	Arkansas*	L	1-10
25	Arkansas*	L	4-9
27	Rockford College	W	3-0
27	Rockford College	W	2-1
31	@ Houston*	W	13-11
31	@ Houston*	L	1-5
Apr 1	@ Houston*	L	0-3
4	North Texas	W	13-6
4	North Texas	W	6-1
6	Texas AGM*	L	4-8
7	Texas AGM*	L	1-8
7	Texas AGM*	W	8-6
13	@ Texas*	L	1-3
14	@ Texas*	L	1-5
17	Hardin-Simmons	L	0-8
22	Rice*	W	5-4
23	Rice*	L	1-6
23	Rice*	L	4-6
27	@ Baylor*	L	4-9
28	@ Baylor*	L	2-3
28	@ Baylor*	W	14-6

1980		19-28-2 (SWC 7-14, 7th)	
Willie Maxwell			
Feb 19	Hardin-Simmons	W	11-4
19	Hardin-Simmons	L	2-4
20	@ Texas Wesleyan	L	1-4
20	@ Texas Wesleyan	L	1-2
22	UT-Arlington	W	10-7
22	UT-Arlington	W	13-4
23	Midwestern State	W	6-3
23	Midwestern State	W	7-3
26	Oral Roberts	L	0-6
26	Oral Roberts	L	4-6
29	Houston*	W	5-4
Mar 2	Houston*	W	1-0
2	Houston*	T	11-11
4	Austin College (5)	W	22-2
4	Austin College (5)	W	16-2
7	@ Texas AGM*	W	15-8
8	@ Texas AGM*	L	0-2
8	@ Texas AGM*	L	5-6
11	Dallas Baptist	W	6-3
11	Dallas Baptist	L	5-6
12	Emporia State	L	4-5
12	Emporia State	L	10-16
14	Lubbock Christian	W	3-2
15	Lubbock Christian	W	7-6
15	Lubbock Christian	L	3-4
18	Texas Wesleyan	L	1-7
18	Texas Wesleyan	L	2-5
21	@ Rice*	L	8-9
22	@ Rice*	L	0-1
22	@ Rice*	L	8-11
	@ UT-Arlington	W	9-6
	@ UT-Arlington	W	5-3
30	Baylor*	L	7-8
31	Baylor*	W	2-0
31	Baylor*	L	5-8
Apr 4	@ Oral Roberts	L	3-12
5	@ Oral Roberts	L	1-2
5	@ Oral Roberts	L	3-4
11	@ SMU*	W	12-10
18	Texas Tech*	L	2-5
19	Texas Tech*	L	3-4
19	Texas Tech*	T	8-8
20	Texas Tech*	L	3-4
25	@ Arkansas*	L	1-5
27	@ Arkansas*	L	2-3
27	@ Arkansas*	L	17-18
May 2	Texas*	L	6-8
3	Texas*	W	4-2
3	Texas*	W	2-0

1981		27-19 (SWC 9-12, 6th)	
Willie Maxwell			
Feb 21	Texas Wesleyan	L	3-4
21	Texas Wesleyan	L	1-2
24	@ UT-Arlington	L	3-4
24	@ UT-Arlington	L	2-3
Mar 4	Southwestern	L	4-8
4	Southwestern	W	2-1
10	North Texas	W	8-2
13	Arkansas*	L	1-4
14	Arkansas*	W	6-5
14	Arkansas*	W	6-5
17	UT-Arlington	W	4-3
17	UT-Arlington	W	9-3
19	Emporia State	W	2-0
19	Emporia State	W	7-1
20	Emporia State	L	9-10
20	Emporia State	W	12-5
21	Buena Vista	W	10-0
21	Buena Vista	W	14-4
24	Indiana	W	2-1
24	Indiana	W	7-3
27	Texas AGM*	W	4-0
28	Texas AGM*	W	4-1
28	Texas AGM*	W	4-2
31	Hardin-Simmons	W	9-1
31	Hardin-Simmons	W	9-1
Apr 4	@ Baylor*	L	6-7
5	@ Baylor*	W	4-1
5	@ Baylor*	W	11-3
7	Mary Hardin Baylor	W	5-4
7	Mary Hardin Baylor	W	8-3
10	@ Texas*	L	0-8
11	@ Texas*	L	3-7
11	@ Texas*	L	2-15
14	Dallas Baptist	W	5-4
14	Dallas Baptist	W	4-3
17	Rice*	L	0-9
19	Rice*	L	1-2
19	Rice*	L	2-3
21	@ Texas Wesleyan	L	0-12
21	@ Texas Wesleyan	W	6-0
26	@ Houston*	W	5-3
27	@ Houston*	L	1-4
27	@ Houston*	L	3-4
May 1	@ Texas Tech*	W	9-6
2	@ Texas Tech*	L	3-7
2	@ Texas Tech*	L	4-5

1982		16-25-2 (SWC 4-15-1, 8th)	
Willie Maxwell			
Feb 19	St. Edward's	L	0-3
19	St. Edward's	W	6-5
20	Texas Wesleyan	L	2-7
20	Texas Wesleyan	L	2-8
23	UT-Arlington	W	4-3
23	UT-Arlington	L	8-10
Mar 3	Southwestern	W	11-10
3	Southwestern	W	8-3
9	Kearney State	W	9-4
9	Kearney State	T	2-2
12	@ Arkansas*	L	1-3
13	@ Arkansas*	L	1-2
13	@ Arkansas*	L	4-8
15	@ Oral Roberts	L	3-9
16	@ Oral Roberts	L	1-3
17	North Texas	W	3-2
19	Texas Tech*	L	2-13
20	Texas Tech*	W	7-6
20	Texas Tech*	L	7-10
23	North Dakota St.	W	6-0
23	North Dakota St.	W	5-1
26	@ Texas AGM*	T	7-7
28	@ Texas AGM*	W	8-6
28	@ Texas AGM*	L	5-13
30	Elmhurst College	W	2-1
30	Elmhurst College	W	2-1
Apr 3	Baylor*	L	0-2
3	Baylor*	L	1-3
4	Baylor*	W	12-1
6	@ UT-Arlington	L	9-10
6	@ UT-Arlington	L	4-6
9	Texas*	L	4-6
11	Texas*	L	1-9
13	@ Texas Wesleyan	L	5-7
13	@ Texas Wesleyan	W	10-4
16	@ Rice*	L	2-4
17	@ Rice*	L	2-5
17	@ Rice*	L	3-12
20	Southwest Texas St.	W	9-0
20	Southwest Texas St.	L	1-2
25	Houston*	L	5-7
26	Houston*	W	9-4
26	Houston*	L	9-6

1983		26-25 (SWC 6-15, 7th)	
Willie Maxwell			
Feb. 18	@ M.H. Baylor	W	9-5
18	@ M.H. Baylor	W	8-5
23	@ Texas Wesleyan	L	4-6
23	@ Texas Wesleyan	L	1-3
24	Oral Roberts	L	7-8
25	St. Edward's	W	3-0
25	St. Edward's	W	12-7
26	@ UT-Arlington	L	5-4
Mar 1	Mary Hardin Baylor	W	3-2
1	Mary Hardin Baylor	W	11-5
7	Lamar	L	2-6
7	Lamar	W	3-2
8	Southwestern	W	2-1
8	Southwestern	W	3-2
9	Hardin-Simmons	W	5-3
11	NW Missouri St.	W	15-9
12	NW Missouri St.	L	3-6
12	NW Missouri St.	W	6-2
14	UTEP	W	8-6
15	Texas Wesleyan	W	3-0
16	North Dakota St.	W	4-0
16	North Dakota St.	W	10-5
17	North Dakota St.	W	21-0
19	Texas AGM*	W	10-2
19	Texas AGM*	L	7-15
20	Texas AGM*	L	8-17
27	@ Baylor*	W	6-0
27	@ Baylor*	L	1-6
28	@ Baylor*	W	7-5
30	St. Olaf	W	10-8
Apr 1	@ Texas*	L	5-6
2	@ Texas*	W	1-0
2	@ Texas*	L	9-11
5	UT-Pan Am	L	4-18
5	UT-Pan Am	L	3-8
9	Rice*	L	0-6
9	Rice*	L	4-15
10	Rice*	L	6-7
13	Midwestern	L	8-9
13	Midwestern	L	11-15
16	@ Houston*	L	3-7
16	@ Houston*	L	1-6
17	@ Houston*	L	4-5
20	@ UT-Arlington	W	14-7
23	Arkansas*	L	3-4
23	Arkansas*	L	5-10
24	Arkansas*	L	3-9
26	UT-Arlington	W	6-1
30	@ Texas Tech*	L	1-4
30	@ Texas Tech*	W	12-9
May 1	@ Texas Tech*	W	11-10

1984		25-22 (SWC 6-15, T-7th)	
Bragg Stockton			
Feb 22	Dallas Baptist	L	3-6
22	@ Oral Roberts	L	1-2
25	Trinity	W	5-0
25	Trinity	W	10-0
28	@ Texas Wesleyan	W	11-6
29	@ Texas Wesleyan	W	11-8
Mar 3	@ UT-Arlington	L	0-7
3	@ UT-Arlington	L	3-7
6	Southwestern	L	9-10
8	NW Missouri St.	W	5-4
8	NW Missouri St.	W	3-1
10	Kansas State	W	11-3
10	Kansas State	W	7-1
12	Oklahoma City	W	8-2
13	Kansas State	W	12-7
17	Texas Tech*	W	10-9
17	Texas Tech*	W	3-2
18	Texas Tech*	W	6-3
21	@ Oklahoma City	W	10-1
24	@ Texas AGM*	L	4-5
24	@ Texas AGM*	L	5-6
25	@ Texas AGM*	L	1-10
27	Texas Wesleyan	W	5-4
30	Baylor*	L	3-9
31	Baylor*	L	7-9
31	Baylor*	L	1-2
Apr 2	UT-Arlington	W	17-8
6	Texas*	L	1-12
7	Texas*	W	7-6
8	Texas*	L	8-16
10	UT-Pan Am	W	10-6
10	UT-Pan Am	W	3-2
11	UT-Pan Am	L	4-6
11	UT-Pan Am	W	6-5
14	@ Rice*	L	4-12
14	@ Rice*	L	1-6
15	@ Rice*	L	2-8
17	UT-Arlington	W	8-6
20	Houston*	W	9-4
21	Houston*	L	3-16
21	Houston*	W	6-5
24	North Texas	W	3-2
24	North Texas	W	10-0
25	@ Dallas Baptist	L	9-15
28	@ Arkansas*	L	5-6
28	@ Arkansas*	L	5-8
29	@ Arkansas*	L	5-6

1985		35-17 (SWC 9-12, 6th)	
Bragg Stockton			
Feb 19	Southwest Texas	W	5-2
20	Southwest Texas	W	5-4
27	@ UT-Arlington	W	7-6
28	UT-Arlington	W	11-2
4	North Texas	W	10-3
4	North Texas	W	2-1
5	@ Dallas Baptist	W	8-4
8	Prairie View AGM	W	14-2
8	Prairie View AGM	W	4-3
9	Kearney State	W	6-0
9	Kearney State	W	3-0
12	Iowa State	L	1-2
12	Iowa State	W	15-1
13	Sam Houston State	W	7-4
17	@ Southwestern	W	10-0
17			

YEAR-BY-YEAR RESULTS

	28	Rice*	W	8-1
	31	@ Oklahoma State	L	7-10
Apr	1	@ Oklahoma State	L	4-11
	3	@ Houston*	L	6-10
	4	@ Houston*	L	0-7
	4	@ Houston*	L	6-7
	7	UT-Pan Am	W	10-5
	7	UT-Pan Am	L	5-9
	8	UT-Pan Am	W	8-4
	8	UT-Pan Am	W	4-1
	10	Arkansas*	L	7-9
	11	Arkansas*	W	7-6
	11	Arkansas*	L	7-13
	14	@ UT-Arlington	L	8-12
	15	UT-Arlington	L	15-17
	17	@ Texas Tech*	W	8-2
	18	@ Texas Tech*	L	3-4
	18	@ Texas Tech*	L	6-7
	21	@ Oklahoma	W	14-7
	22	@ Oklahoma	L	5-6
	24	Texas AGM*	L	2-9
	25	Texas AGM*	L	5-7
	25	Texas AGM*	W	7-6
May	1	Baylor*	L	2-6
	1	Baylor*	L	4-7
	2	Baylor*	L	7-8

1988 27-32 (SWC 8-13, 5th) Lance Brown

Feb	13	@ Lamar	W	3-2
	13	@ Lamar	L	1-7
	14	@ Lamar	W	3-1
	15	@ Sam Houston St.	L	1-4
	15	@ Sam Houston St.	W	10-7
	19	@ Tarleton State	W	5-0
	19	@ Tarleton State	W	13-2
	20	Texas Wesleyan	W	4-3
	20	Texas Wesleyan	L	4-9
	21	St. Edward's	W	17-2
	21	St. Edward's	L	5-8
	23	@ North Texas	W	18-0
	23	@ UNLV	L	5-9
	26	vs. Georgia Tech	L	4-8
	27	vs. Oklahoma	L	2-7
	27	@ UNLV (11)	L	5-6
	28	vs. Georgia Tech	W	6-4
Mar	5	Southwest Texas St.	W	9-8
	6	Southwest Texas St.	W	9-8
	6	Southwest Texas St.	W	7-5
	8	Dallas Baptist	L	2-3
	9	UT-Arlington	L	1-3
	11	@ Oral Roberts	L	4-5
	12	@ Oral Roberts	L	3-8
	12	@ Oral Roberts	W	7-0
	18	New Mexico	W	15-2
	19	New Mexico	L	2-4
	19	New Mexico	L	5-11
	20	New Mexico	L	8-9
	23	@ Hardin-Simmons	L	3-9
	23	@ Hardin-Simmons	L	7-8
	25	Texas*	L	2-3
	26	Texas*	L	3-10
	26	Texas* (10)	L	10-11
Apr	30	@ UT-Arlington	L	6-19
	2	@ Rice*	L	1-4
	2	@ Rice*	W	5-3
	3	@ Rice*	L	4-5
	5	North Texas	W	11-5
	8	Houston*	W	4-2
	9	Houston*	W	2-1
	9	Houston*	W	16-9
	12	Tarleton State	W	12-3
	12	Tarleton State	W	5-1
	15	@ Arkansas*	L	2-3
	16	@ Arkansas*	W	3-1
	16	@ Arkansas*	L	2-3
	20	@ Dallas Baptist (11)	W	5-4
	22	Texas Tech*	W	6-1
	23	Texas Tech*	W	11-4
	23	Texas Tech*	L	2-6
	26	North Texas	L	3-13
	27	UT-Arlington	W	9-3
	29	@ Texas AGM*	L	7-10
	30	@ Texas AGM*	L	2-4
	30	@ Texas AGM*	L	1-9
May	6	Baylor*	W	6-5
	6	Baylor*	L	4-5
	7	Baylor*	L	2-4

1989 37-22 (SWC 7-14, T-6th) Lance Brown

Feb	9	@ Tulane	W	3-2
	9	@ Tulane	W	4-3
	9	@ New Orleans	W	1-0
	11	@ LSU	L	2-8
	12	@ LSU	L	5-10
	13	@ SW Louisiana	W	10-9
	20	@ Hardin-Simmons	W	5-4
	20	@ Hardin-Simmons	W	12-0
	24	Southeast Louisiana	W	3-2
	24	Southeast Louisiana	L	2-3
	25	Southeast Louisiana	W	9-6
Mar	1	Texas Wesleyan	W	9-3
	3	@ Wichita State	L	2-16
	8	Oklahoma State	L	2-16
	10	Sam Houston State	W	7-5
	10	Sam Houston State	L	3-4
	11	Sam Houston State	W	16-11
	13	Lamar	W	16-6
	15	Lamar	W	16-2
	15	Lamar	W	12-2
	16	Emporia State	L	6-10
	16	Emporia State	W	14-1
	18	Northwestern	W	10-1
	19	Northwestern	L	4-5
	22	Wis.-Eau Claire	W	14-2
	22	Wis.-Eau Claire	W	18-0
	24	Rice*	W	6-1
	25	Rice*	L	0-1
	25	Rice* (11)	W	2-1
	27	Nebraska	W	6-5
	27	Nebraska	W	17-1
	31	@ Houston*	L	7-8
Apr	1	@ Houston*	L	4-5
	1	@ Houston*	L	3-9
	5	Centenary	W	7-6
	5	Centenary	W	10-1
	7	Arkansas*	L	4-5
	8	Arkansas*	L	6-8
	8	Arkansas*	L	3-11
	11	UT-Arlington	W	11-10
	14	@ Texas Tech*	L	4-6
	15	@ Texas Tech*	L	3-5
	15	@ Texas Tech*	L	5-16
	18	@ UT-Arlington	W	12-8
	21	Texas AGM*	W	4-2
	22	Texas AGM*	L	3-14
	22	Texas AGM*	L	5-10
	25	Dallas Baptist	W	4-3
	25	Dallas Baptist	W	5-4
	26	North Texas	W	9-2
	26	North Texas	W	6-1
	28	@ Baylor*	W	13-6
	29	@ Baylor*	W	7-6
	29	@ Baylor*	W	7-6
May	2	Northwood	W	5-4
	2	Northwood	W	2-0
	5	@ Texas*	W	5-1
	6	@ Texas*	L	2-10
	6	@ Texas*	L	1-10
Feb	3	Stephen F. Austin	W	14-13
	4	Stephen F. Austin	W	22-2
	4	Stephen F. Austin	L	2-6
	9	@ New Orleans	L	0-5
	9	@ New Orleans	L	6-10
	10	@ SW Louisiana	L	0-10
	10	@ SW Louisiana	L	2-7
	11	@ SW Louisiana	L	5-11
	12	Nicholls State (11)	L	3-4
	17	Kansas	W	5-4
	18	Kansas	W	4-3
	20	Dallas Baptist	W	11-6
	23	College of the SW	W	9-6
	24	College of the SW	W	11-2
	24	College of the SW	W	11-2
	25	College of the SW	L	12-17
Mar	1	UT-Arlington	W	15-7
	3	Hardin-Simmons	W	8-7
	4	Hardin-Simmons	W	4-3
	4	Hardin-Simmons	W	9-3
	7	Union College	W	8-1
	9	Northwood Inst. (12)	L	10-11
	12	SE Oklahoma	W	11-5
	13	SE Oklahoma	W	3-0
	16	vs. Oklahoma St.*	W	6-4
	17	vs. Sam Houston St.*	W	9-10
	17	vs. Illinois State*	L	8-11
	20	St. Francis	W	10-7
	21	Tarleton State	W	7-4
	21	Tarleton State	W	17-7
	23	@ Rice*	L	1-2
	24	@ Rice*	L	4-5
	24	@ Rice*	W	7-3
	31	Houston*	L	5-7
	31	Houston*	L	3-14
	31	Houston*	L	3-8
Apr	3	Texas Southern	W	4-3
	3	Texas Southern	W	15-2
	6	@ Arkansas*	L	3-10
	7	@ Arkansas*	L	3-4
	7	@ Arkansas*	L	3-7
	8	@ SW Missouri St.	L	2-26
	9	@ SW Missouri St.	L	4-5
	13	Texas Tech*	L	0-9
	14	Texas Tech*	W	6-5
	14	Texas Tech*	L	3-6
	17	@ Stephen F. Austin	L	2-5
	17	@ Stephen F. Austin	W	5-4
	20	@ Texas AGM*	L	9-10
	21	@ Texas AGM*	W	3-1

1990 27-32 (SWC 4-17, 8th) Lance Brown

Feb	3	Stephen F. Austin	W	14-13
	4	Stephen F. Austin	W	22-2
	4	Stephen F. Austin	L	2-6
	9	@ New Orleans	L	0-5
	9	@ New Orleans	L	6-10
	10	@ SW Louisiana	L	0-10
	10	@ SW Louisiana	L	2-7
	11	@ SW Louisiana	L	5-11
	12	Nicholls State (11)	L	3-4
	17	Kansas	W	5-4
	18	Kansas	W	4-3
	20	Dallas Baptist	W	11-6
	23	College of the SW	W	9-6
	24	College of the SW	W	11-2
	24	College of the SW	W	11-2
	25	College of the SW	L	12-17
Mar	1	UT-Arlington	W	15-7
	3	Hardin-Simmons	W	8-7
	4	Hardin-Simmons	W	4-3
	4	Hardin-Simmons	W	9-3
	7	Union College	W	8-1
	9	Northwood Inst. (12)	L	10-11
	12	SE Oklahoma	W	11-5
	13	SE Oklahoma	W	3-0
	16	vs. Oklahoma St.*	W	6-4
	17	vs. Sam Houston St.*	W	9-10
	17	vs. Illinois State*	L	8-11
	20	St. Francis	W	10-7
	21	Tarleton State	W	7-4
	21	Tarleton State	W	17-7
	23	@ Rice*	L	1-2
	24	@ Rice*	L	4-5
	24	@ Rice*	W	7-3
	31	Houston*	L	5-7
	31	Houston*	L	3-14
	31	Houston*	L	3-8
Apr	3	Texas Southern	W	4-3
	3	Texas Southern	W	15-2
	6	@ Arkansas*	L	3-10
	7	@ Arkansas*	L	3-4
	7	@ Arkansas*	L	3-7
	8	@ SW Missouri St.	L	2-26
	9	@ SW Missouri St.	L	4-5
	13	Texas Tech*	L	0-9
	14	Texas Tech*	W	6-5
	14	Texas Tech*	L	3-6
	17	@ Stephen F. Austin	L	2-5
	17	@ Stephen F. Austin	W	5-4
	20	@ Texas AGM*	L	9-10
	21	@ Texas AGM*	W	3-1

1991 34-25 (SWC 10-11, t-4th) Lance Brown

Feb	2	Northwood Inst.	L	2-5
	2	Northwood Inst.	L	0-3
	8	@ Hardin-Simmons	W	14-5
	9	@ Hardin-Simmons	W	12-4
	9	@ Hardin-Simmons	W	12-4
	13	@ Tarleton State	W	7-4
	16	@ Louisiana Tech	L	3-6
	16	@ Louisiana Tech	L	9-10
	17	@ Louisiana Tech	W	9-4
	21	Texas Wesleyan	W	7-1
	21	Texas Wesleyan	L	4-5
	22	College of the SW	W	3-2
	22	College of the SW	L	4-5
	24	College of the SW	W	5-4
	24	College of the SW	W	11-3
Mar	1	NE Louisiana	W	10-9
	2	NE Louisiana	W	10-1
	2	NE Louisiana	W	8-1
	5	@ Dallas Baptist	W	15-13
	6	Tarleton State	W	11-6
	8	New Mexico State	W	5-3
	9	New Mexico State	W	8-7
	9	New Mexico State	W	9-1
	10	New Mexico State	W	3-2
	13	Emporia State	W	11-10
	15	@ Long Beach State	L	0-12
	16	@ Long Beach State	L	8-17
	17	@ Long Beach State	L	0-12
	19	St. Francis	W	11-5
	22	@ Texas*	L	1-5
	23	@ Texas*	L	4-5
	23	@ Texas*	L	0-8
	27	Oklahoma	L	2-5
	29	Rice*	W	9-8
	30	Rice*	W	5-3
	30	Rice*	L	2-0
Apr	2	UT-Arlington	L	3-4
	2	Houston*	W	8-4
	7	Houston*	W	5-0
	8	Houston*	W	11-2
	9	@ UT-Arlington	W	8-5
	12	Arkansas*	W	4-1
	13	Arkansas*	L	2-12
	14	Arkansas*	L	6-12
	16	Dallas Baptist	W	2-1
	19	@ Texas Tech*	W	9-5
	20	@ Texas Tech*	W	2-1
	20	@ Texas Tech*	L	1-6
	26	Texas AGM*	L	2-9
	27	Texas AGM*	L	3-4
	27	Texas AGM*	L	2-5
	30	@ Oklahoma	L	5-9
May	4	@ Baylor*	W	4-0
	5	@ Baylor*	L	3-7
	5	@ Baylor*	W	4-2
	16	vs. Texas*	L	5-13
	17	vs. Baylor*	W	3-0
	17	@ Texas AGM**	W	4-2
	18	vs. Texas*	L	6-8

1992 25-30 (SWC 14-22, 6th) Lance Brown

Feb	1	@ UT-Arlington	L	3-4
	2	Dallas Baptist	W	9-6
	8	Louisiana Tech	W	1-0
	8	Louisiana Tech	L	4-8
	10	Louisiana Tech	L	4-6
	11	Tarleton State	W	8-7
	14	@ Texas Tech*	L	2-3
	15	@ Texas Tech*	W	5-1
	15	@ Texas Tech*	W	9-2
	19	@ Stephen F. Austin	W	16-15
	21	Rice*	L	9-14
	23	Rice*	W	

YEAR-BY-YEAR RESULTS

29	@ Oral Roberts	L	6-7
30	@ Oral Roberts	W	7-6
30	@ Oral Roberts	W	5-3
May 2	@ Oklahoma	L	1-4
3	@ Oklahoma	L	4-11
12	Texas AGM*	W	6-3
13	vs. Texas AGM*!	L	15-20
14	vs. Texas AGM*!	L	9-10

- at Lubbock, Texas
 § - SWC First Pitch Tourney - Houston
 † - Played at The Ballpark in Arlington

1996 34-33 (SWC 11-13, 1-4th)

Lance Brown

Jan 21	@ Hawaii-Pacific	W	20-2
22	vs. Washington St.†	L	5-17
23	vs. Washington St.†	L	0-3
23	@ Hawaii-Hilo	W	7-3
26	@ Hawaii-Hilo	L	4-5
26	@ Hawaii-Hilo	L	2-4
27	@ Hawaii-Hilo	W	9-0
27	@ Hawaii-Hilo	W	10-8
Feb 7	@ Dallas Baptist	W	14-9
9	Oral Roberts	W	13-2
10	Oral Roberts	L	2-3
10	Oral Roberts	W	10-9
13	Tarleton State	W	23-3
17	Louisiana Tech	L	1-7
17	Louisiana Tech	L	5-11
20	Oklahoma	W	10-9
23	@ UT-Pan Am	W	7-2
23	@ UT-Pan Am (8)	W	8-7
24	@ UT-Pan Am	L	8-9
24	vs. Purdue§	L	5-9
Mar 1	@ Southern Miss	L	2-4
2	@ Southern Miss	L	1-12
3	@ Southern Miss	L	7-9
6	Maine	W	2-1
7	Maine	W	16-4
9	Oklahoma State	L	8-13
10	Oklahoma State	W	10-5
12	@ Sam Houston St.	W	10-0
12	@ Sam Houston St.	W	11-3
15	vs. Texas AGM*%	L	2-3
16	vs. Texas Tech*%	L	2-8
16	vs. Rice*%	W	12-7
17	vs. Baylor*%	W	9-8
19	Dallas Baptist	W	10-8
22	Rice* (10)	W	9-8
23	Rice*	W	9-4
23	Rice*	W	9-8
26	@ UT-Arlington	W	7-3
26	@ UT-Arlington	L	2-5
30	@ Oral Roberts	L	3-5
30	@ Oral Roberts	L	4-10
31	@ Oral Roberts	L	14-16
Apr 6	Baylor*	W	3-2
6	Baylor*	W	6-1
7	Baylor*	L	7-17
12	@ Texas AGM*	L	3-13
13	@ Texas AGM*	L	7-16
13	@ Texas AGM*	L	7-8
19	@ Houston*	L	2-9
20	@ Houston*	L	2-5
20	@ Houston*	L	9-10
21	@ Houston*	W	14-4
23	Tarleton State	W	16-1
26	@ Oklahoma	W	9-5
27	@ Oklahoma	W	21-9
28	vs. Oklahoma (14)	L	6-7
30	UT-Arlington	W	13-1
3	Texas*	L	6-9
4	Texas*	W	11-6
4	Texas*	L	13-20
5	Texas*	W	4-1
11	@ Texas Tech*	W	7-4
11	@ Texas Tech* (11)	L	6-9
12	@ Texas Tech*	L	7-23
15	vs. Baylor*	W	12-5
16	vs. Texas*	L	5-7
17	vs. Texas Tech*	L	6-10

^ - Played in Hilo, Hawaii
 § - Played in Edinburg, Texas
 § - SWC First Pitch Tourney, Houston
 † - Played at The Ballpark in Arlington
 # - SWC Tournament - Lubbock, Texas

1997 26-27 (WAC 15-15, 2nd)

Lance Brown

Feb 1	Oral Roberts	L	3-21
2	Oral Roberts	L	12-20
7	UT-Arlington	W	24-2
8	Sam Houston State	L	1-2
8	Sam Houston State	W	6-1
11	@ Texas Tech*	W	7-4
11	@ Texas Tech* (11)	L	6-9
12	@ Texas Tech*	L	7-23
15	vs. Baylor*	W	12-5
16	vs. Texas*	L	5-7
17	vs. Texas Tech*	L	6-10

^ - Played in Hilo, Hawaii
 § - Played in Edinburg, Texas
 § - SWC First Pitch Tourney, Houston
 † - Played at The Ballpark in Arlington
 # - SWC Tournament - Lubbock, Texas

1997 26-27 (WAC 15-15, 2nd)

Lance Brown

Feb 1	Oral Roberts	L	3-21
2	Oral Roberts	L	12-20
7	UT-Arlington	W	24-2
8	Sam Houston State	L	1-2
8	Sam Houston State	W	6-1
11	@ Texas Tech*	W	7-4
11	@ Texas Tech* (11)	L	6-9
12	@ Texas Tech*	L	7-23
15	vs. Baylor*	W	12-5
16	vs. Texas*	L	5-7
17	vs. Texas Tech*	L	6-10

^ - Played in Hilo, Hawaii
 § - Played in Edinburg, Texas
 § - SWC First Pitch Tourney, Houston
 † - Played at The Ballpark in Arlington
 # - SWC Tournament - Lubbock, Texas

24	Washington State	W	9-8
28	Rice*	L	6-11
1	Rice*	L	4-5
2	Rice*	L	9-14
7	New Mexico*	W	10-3
8	New Mexico*	W	8-5
9	New Mexico*	W	5-1
11	Oklahoma (11)	L	5-6
14	Grand Canyon*	W	13-4
15	Grand Canyon*	W	8-5
16	Grand Canyon*	W	10-3
17	Cornell	W	17-1
21	@ Air Force*	W	9-3
22	@ Air Force*	L	10-18
22	@ Air Force*	W	14-8
23	@ Air Force*	W	5-4
27	Fresno State*	L	12-19
28	Fresno State*	L	5-10
29	Fresno State*	W	11-7
1	Texas Tech	L	3-9
2	Texas Tech	L	5-10
4	@ San Jose State*	L	7-8
5	@ San Jose State*	L	3-5
6	@ San Jose State*	L	9-14
8	Texas%	L	6-7
12	@ Rice*	W	10-5
13	@ Rice* (9)	L	7-11
13	@ Rice*	L	4-6
15	UT-Arlington	W	6-1
18	@ UNLV*	L	5-19
19	@ UNLV*	W	13-7
20	@ UNLV*	L	13-14
22	UT-Arlington	W	6-2
26	@ New Mexico* (10)	W	15-14
27	@ New Mexico*	L	2-12
27	@ New Mexico*	W	13-5
29	@ Oklahoma	L	8-11
3	UNLV*	W	22-7
3	UNLV*	W	10-8
4	UNLV*	L	3-5
9	@ UT-Arlington	W	9-6

% - Played at The Ballpark in Arlington

1998 33-23 (WAC 18-11, 2nd)

Lance Brown

Feb 1	@ UT-Arlington	L	6-9
2	UT-Arlington	W	22-0
6	vs. Oklahoma St.*	L	3-9
7	vs. Indiana*	W	9-4
10	Texas Tech	L	2-9
11	Texas Tech	W	12-10
15	@ SW Texas St.	W	7-6
15	@ SW Texas St.	L	3-6
20	Illinois	W	9-4
21	Illinois	W	5-3
22	Illinois	W	6-4
23	Dallas Baptist	W	20-13
26	vs. UT-Arlington	L	4-8
27	Oral Roberts	W	13-12
28	Oral Roberts	W	27-5
3	Oral Roberts	L	5-6
3	@ Texas	W	11-2
6	New Mexico*	W	9-4
7	New Mexico*	L	2-9
10	@ Texas Tech	L	4-16
11	@ Texas Tech (11)	W	8-7
13	Utah*	W	5-3
14	Utah*	W	8-0
14	Utah*	W	11-8
15	Utah	W	5-3
17	Oklahoma	L	6-7
19	@ BYU*	L	10-11
20	@ BYU*	W	22-5
21	@ BYU*	W	11-7
24	@ UT-Arlington	L	3-7
27	UNLV*	W	10-7
28	UNLV*	W	5-1
29	UNLV*	L	2-9
31	@ Oklahoma	L	7-8
3	@ Rice*	L	2-19
4	@ Rice*	W	10-7
5	@ Rice*	L	6-9
10	@ Hawaii†	W	8-3
11	@ Hawaii†	L	6-7
12	@ Hawaii†	W	9-4
17	San Diego State*	W	20-5
18	San Diego State*	W	17-7
19	San Diego State*	L	5-14
22	UT-Arlington	W	7-5
24	@ New Mexico*	L	11-4
25	@ New Mexico*	W	4-3
25	@ New Mexico*	W	11-6
28	vs. Texas!	W	8-7
1	@ UNLV*	W	15-12
2	@ UNLV*	L	8-11
3	@ UNLV*	W	10-9
8	Rice*	L	4-10
10	Rice*	L	1-7
10	Rice*	W	11-4

% - Played at The Ballpark in Arlington

1998 33-23 (WAC 18-11, 2nd)

Lance Brown

Feb 1	@ UT-Arlington	L	6-9
2	UT-Arlington	W	22-0
6	vs. Oklahoma St.*	L	3-9
7	vs. Indiana*	W	9-4
10	Texas Tech	L	2-9
11	Texas Tech	W	12-10
15	@ SW Texas St.	W	7-6
15	@ SW Texas St.	L	3-6
20	Illinois	W	9-4
21	Illinois	W	5-3
22	Illinois	W	6-4
23	Dallas Baptist	W	20-13
26	vs. UT-Arlington	L	4-8
27	Oral Roberts	W	13-12
28	Oral Roberts	W	27-5
3	Oral Roberts	L	5-6
3	@ Texas	W	11-2
6	New Mexico*	W	9-4
7	New Mexico*	L	2-9
10	@ Texas Tech	L	4-16
11	@ Texas Tech (11)	W	8-7
13	Utah*	W	5-3
14	Utah*	W	8-0
14	Utah*	W	11-8
15	Utah	W	5-3
17	Oklahoma	L	6-7
19	@ BYU*	L	10-11
20	@ BYU*	W	22-5
21	@ BYU*	W	11-7
24	@ UT-Arlington	L	3-7
27	UNLV*	W	10-7
28	UNLV*	W	5-1
29	UNLV*	L	2-9
31	@ Oklahoma	L	7-8
3	@ Rice*	L	2-19
4	@ Rice*	W	10-7
5	@ Rice*	L	6-9
10	@ Hawaii†	W	8-3
11	@ Hawaii†	L	6-7
12	@ Hawaii†	W	9-4
17	San Diego State*	W	20-5
18	San Diego State*	W	17-7
19	San Diego State*	L	5-14
22	UT-Arlington	W	7-5
24	@ New Mexico*	L	11-4
25	@ New Mexico*	W	4-3
25	@ New Mexico*	W	11-6
28	vs. Texas!	W	8-7
1	@ UNLV*	W	15-12
2	@ UNLV*	L	8-11
3	@ UNLV*	W	10-9
8	Rice*	L	4-10
10	Rice*	L	1-7
10	Rice*	W	11-4

% - Played at The Ballpark in Arlington

1999 33-26 (WAC 19-10, 2nd)

Lance Brown

Feb 5	vs. UT-Arlington*	W	17-3
5	vs. Oral Roberts*	L	3-11
6	vs. Sam Houston St.*	L	5-10
7	vs. Centenary* (10)	W	11-7
9	@ Texas Tech	L	3-8
13	Southwest Texas St.	L	2-4
13	Southwest Texas St.	W	7-2
14	Southwest Texas St.	W	12-6
16	@ UT-Arlington	W	15-12
20	Lamar	W	7-3
20	Lamar	L	1-3
21	Lamar (11)	L	5-6
23	Oklahoma	L	12-14
26	Hawai†	W	8-5
27	Hawai†	W	10-0
28	Hawai†	W	8-7
2	@ Oklahoma	L	3-6
5	@ Fresno State*	L	1-7
6	@ Fresno State*	W	7-6
7	@ Fresno State*	W	14-8
9	@ Texas Tech*	L	5-6
14	Oral Roberts	L	10-20
16	@ Texas	L	14-15
17	Oklahoma State	W	5-4
19	@ New Mexico*	L	1-0
20	@ New Mexico*	W	4-3
21	@ New Mexico*	L	16-17
23	UT-Arlington	W	23-5
25	San Diego State*	W	8-2
26	San Diego State*	W	6-1
27	San Diego State*	W	8-7
2	@ BYU*	W	16-7
3	@ BYU*	W	9-6
6	Texas Tech	L	2-3
7	@ UT-Arlington (11)	W	10-8
9	Utah*	W	10-6
10	Utah*	W	17-1
11	Utah* (10)	L	6-21
13	@ Oklahoma State	L	9-7
16	Air Force*	W	14-11
17	Air Force*	W	13-1
18	Air Force*	W	18-3
20	Texas*	L	0-3
23	@ UNLV*	L	6-9
24	@ UNLV*	L	2-6
25	@ UNLV*	L	6-12
30	@ Rice*	L	1-6
1	@ Rice* (12)	L	7-8
1	@ Rice*	W	4-2
5	UT-Arlington	W	11-3
7	San Jose State	W	14-1
8	San Jose State	L	6-9
9	San Jose State	L	6-12
19	vs. Hawai†	W	9-5
20	vs. San Jose State	L	6-9
21	vs. Hawai†	W	12-10
21	vs. San Jose State	W	10-6
22	vs. Rice	L	3-18

- The Gateway Classic - Laredo, TX
 % - Played at The Ballpark in Arlington
 § - WAC Tournament - Fresno, Calif.

13	vs. San Diego St.†	L	12-14
14	vs. Rice%	L	5-10

- Just For Feet Showdown in the Desert
 † - Played at The Ballpark in Arlington
 % - WAC Tournament - San Diego, Calif.

1999 33-26 (WAC 19-10, 2nd)

Lance Brown

Feb 5	vs. UT-Arlington*	W	17-3
5	vs. Oral Roberts*	L	3-11
6	vs. Sam Houston St.*	L	5-10
7	vs. Centenary* (10)	W	11-7
9	@ Texas Tech	L	3-8
13	Southwest Texas St.	L	2-4
13	Southwest Texas St.	W	7-2
14	Southwest Texas St.	W	12-6

YEAR-BY-YEAR RESULTS

Apr	1	Southwest Texas St.	W	8-0
	4	@ Memphis*	L	6-9
	5	@ Memphis*	W	8-0
	5	@ Memphis*	L	4-5
	11	@ UAB*	W	1-0
	12	@ UAB*	W	7-0
	13	@ UAB*	W	10-2
	18	East Carolina*	W	8-2
	19	East Carolina*	W	4-3
	20	East Carolina*	W	12-6
	22	@ Baylor	L	4-22
	25	@ Cincinnati*	W	3-0
	26	@ Cincinnati*	W	7-0
	27	@ Cincinnati*	W	12-6
	29	@ Sam Houston St.	L	10-11
May	2	USF*	L	0-3
	3	USF*	W	5-1
	4	USF*	W	10-3
	9	@ Charlotte*	L	6-9
	10	@ Charlotte*	W	20-15
	11	@ Charlotte*	W	18-6
	15	Louisville*	L	6-10
	16	Louisville*	W	30-2
	17	Louisville*	W	8-7
	21	vs. Louisville!	L	1-5
	22	vs. USF!	L	6-10

! - C-USA Tournament - New Orleans, La.

2004		39-26 (C-USA 19-11, 4th)		
Jim Schlossnagle				
C-USA TOURNAMENT CHAMPS				
NCAA AUSTIN REGIONAL				
Feb	5	Dallas Baptist (10)	W	13-12
	7	Dallas Baptist	L	9-10
	15	Texas State (10)	L	4-7
	15	Texas State	L	2-6
	17	@ UT-Arlington	L	0-11
	19	vs. Oklahoma State!	W	14-6
	20	vs. Dallas Baptist!	W	6-1
	21	vs. Furman Univ.!	W	7-2
	24	@ Oklahoma State	L	5-7
	27	@ Texas Tech	W	6-4
	28	@ Texas Tech	W	8-5
	28	@ Texas Tech	L	9-19
Mar	5	St. John's	W	13-9
	6	St. John's	W	3-2
	7	@ UT-Arlington	L	7-8
	11	vs. Arizona^	L	2-5
	12	New Mexico	W	2-0
	13	New Mexico	W	11-3
	14	New Mexico	W	5-1
	16	Oklahoma	W	6-3
	19	Memphis*	W	11-5
	20	Memphis*	W	22-2
	21	Memphis*	W	8-7
	26	@ Houston*	W	1-0
	27	@ Houston*	L	2-9
	28	@ Houston*	W	18-7
	30	@ Baylor	L	0-11
Apr	2	@ Southern Miss*	L	6-19
	3	@ Southern Miss*	L	3-4
	4	@ Southern Miss*	L	5-9
	9	Cincinnati*	W	13-2
	10	Cincinnati*	W	10-3
	11	Cincinnati*	L	6-7
	14	UT-Arlington	W	4-3
	16	@ USF*	L	3-4
	17	@ USF* (10)	W	7-6
	18	@ USF*	W	7-1
	20	@ Oklahoma	W	5-4
	23	Saint Louis*	W	10-8
	24	Saint Louis*	W	12-5
	25	Saint Louis*	W	5-2
	27	Baylor	L	0-4
	30	@ Louisville*	W	18-11
May	2	@ Louisville*	L	2-3
	2	@ Louisville*	W	10-6
	7	UAB*	W	5-4
	8	UAB*	L	10-20
	9	UAB*	L	2-10
	11	Dallas Baptist	L	3-5
	14	@ East Carolina*	L	2-7
	15	@ East Carolina*	L	3-14
	16	@ East Carolina*	W	3-1
	18	Sam Houston State	L	3-7
	20	Charlotte*	W	6-2
	21	Charlotte*	W	8-1
	22	Charlotte*	W	9-7
	26	vs. Houston\$	L	5-9
	27	vs. Louisville\$	W	4-3
	28	vs. East Carolina\$	W	10-4
	29	vs. Houston\$	W	8-3
	29	vs. Houston\$	W	5-4
	30	vs. Southern Miss\$	W	3-1
June	4	vs. Oral Roberts#	L	5-6
	5	vs. Youngstown St.#	W	12-8
	5	vs. Oral Roberts#	L	1-10

! - SW Diamond Classic - Ft. Worth, TX
 ^ - Played at Dell Diamond - Round Rock
 \$ - C-USA Tournament - Houston, Texas
 # - NCAA Austin Regional - Austin, TX

2005		41-20 (C-USA 20-10, 2nd)		
Jim Schlossnagle				
C-USA TOURNAMENT CHAMPS				
NCAA WACO REGIONAL				
Feb	11	Utah	W	10-0
	13	Utah	W	6-4
	13	Utah	W	13-6
	15	Texas Tech	L	4-7
	18	@ Florida Atlantic	W	10-9
	19	@ Florida Atlantic	L	1-3
	20	@ Florida Atlantic	W	7-3
	22	@ Sam Houston St.	L	6-12
	25	Dallas Baptist	W	3-2
	26	Dallas Baptist	W	15-10
Mar	4	Manhattan (11)	W	6-5
	5	Manhattan	W	10-4
	6	Manhattan	W	9-8
	8	Texas Tech	W	9-2
	11	@ #5 Rice	W	2-1
	12	@ #5 Rice	L	5-15
	13	@ #5 Rice	L	1-2
	15	@ #16 Baylor (10)	L	3-4
	18	#24 Southern Miss*	W	10-9
	19	#24 Southern Miss*	W	5-4
	20	#24 Sem Miss* (10)	L	7-14
	22	Oklahoma	L	4-5
	25	@ Saint Louis*	W	10-0
	26	@ Saint Louis*	W	13-1
	26	@ Saint Louis*	L	4-11
Apr	1	East Carolina*	W	8-5
	2	East Carolina*	L	5-10
	3	East Carolina*	W	4-0
	5	@ UT-Arlington	W	11-2
	8	USF*	W	9-4
	9	USF*	W	7-3
	10	USF*	W	9-2
	12	@ Oklahoma	L	10-20
	15	@ Memphis*	W	10-2
	16	@ Memphis*	W	9-1
	17	@ Memphis* (10)	L	5-6
	19	#8 Baylor (11)	W	2-1
	23	@ Charlotte	L	14-15
	23	@ Charlotte	W	27-7
	24	@ Charlotte	W	8-3
	26	UT-Pan Am	W	9-2
	27	UT-Pan Am	W	8-0
	29	Houston*	W	7-2
	30	Houston*	W	9-6
May	1	Houston*	L	1-6
	3	UT-Arlington	W	12-3
	6	@ Cincinnati*	W	11-0
	7	@ Cincinnati*	L	3-4
	8	@ Cincinnati*	W	15-13
	13	Louisville*	W	4-1
	14	Louisville*	L	2-5
	15	Louisville* (8)	W	11-0
	20	@ #1 Tulane	L	2-5
	20	@ #1 Tulane	W	6-0
	21	@ #1 Tulane	L	1-5
	25	vs. Louisville^	W	4-2
	26	@ Southern Miss^	W	8-0
	28	@ Southern Miss^	W	13-7
June	4	vs. Stanford!	W	5-1
	5	@ #8 Baylor!	L	3-8
	5	vs. Stanford!	L	4-12

^ - C-USA Tourney, Hattiesburg, Miss.
 ! - NCAA Waco Regional, Waco, Texas

2006		39-23 (MWC 17-5, 1st)		
Jim Schlossnagle				
MWC CHAMPS				
MWC TOURNAMENT CHAMPS				
NCAA NORMAN REGIONAL				
Feb	10	vs. #12 Tulane* (10)	W	5-3
	11	vs. Houston^	W	6-4
	12	vs. #2 Rice^	L	6-12
	14	Texas State	L	1-5
	17	vs. #17 Arkansas!	L	2-5
	18	@ UT-Pan Am!	W	9-4
	19	vs. Stephen F. Austin!	W	13-0
	25	Wright State	L	4-6
	25	Wright State	W	8-4
	26	Wright State	W	4-2
	28	Dallas Baptist	L	8-11
Mar	3	Florida Atlantic	W	5-1
	4	Florida Atlantic	W	10-5
	5	Florida Atlantic	L	3-4
	7	#23 Oklahoma	L	5-10
	10	vs. #1 Rice%	L	1-8
	11	vs. TAMU-CC%	W	6-1
	12	vs. #13 Arizona St.%	L	1-3
	14	@ Texas State	W	3-1
	18	@ UC Santa Barbara	L	3-13
	19	@ UC Santa Barbara	L	4-5
	19	@ UC Santa Barbara	W	8-5
	21	@ #21 Baylor	L	4-10
	24	UCF	W	2-1
	25	UCF	L	1-5
	26	UCF (10)	L	3-5
	30	vs. BYU*\$	W	9-4
	31	vs. UNLV*\$	W	5-2
Apr	1	vs. San Diego St.*\$	L	7-9
	2	vs. Air Force*\$	W	12-6
	4	Baylor	W	18-8
	7	Air Force*	W	16-1
	8	Air Force*	W	13-2
	9	Air Force*	W	5-4
	11	@ #16 Oklahoma	L	11-12
	14	UNLV*	W	7-3
	15	UNLV*	W	9-7
	16	UNLV*	W	3-2
	20	BYU*	W	6-4
	21	@ BYU*	W	14-5
	22	@ BYU*	L	4-6
	25	@ UT-Arlington	W	16-6
	28	@ San Diego State*	L	0-6
	29	@ San Diego St.* (10)	W	7-5
	30	@ San Diego State*	L	2-5
May	2	Dallas Baptist	L	0-3
	5	Utah*	W	2-0
	6	@ Utah*	W	18-3
	7	Utah*	L	3-6
	12	UT-Pan Am	W	4-0
	13	UT-Pan Am	W	6-3
	14	UT-Pan Am	W	5-4
	16	UT-Arlington	W	8-5
	18	@ New Mexico*	W	15-2
	19	@ New Mexico*	W	13-6
	20	@ New Mexico*	W	8-6
	24	vs. New Mexico@	W	18-6
	25	vs. BYU@	W	13-6
	27	vs. BYU@	W	9-6
June	2	@ #13 Oklahoma*	W	6-5
	3	vs. Wichita State*	L	8-18
	4	vs. #13 Oklahoma#	L	6-15

! - Houston College Classic
 ^ - UT-Pan Am Tourney - Edinburg, TX
 % - Whataburger Classic - Corpus Christi
 \$ - MWC Postseason Tourney, San Diego
 @ - MWC Postseason Tourney, Las Vegas
 # - NCAA Norman Regional, Okla.

2007		48-14 (MWC 20-3, 1st)		
Jim Schlossnagle				
MWC CHAMPS				
MWC TOURNAMENT CHAMPS				
NCAA HOUSTON REGIONAL				
Feb	9	@ UCF	W	10-1
	10	@ UCF	W	12-1
	11	@ UCF	L	6-8
	13	Dallas Baptist (12)	W	6-5
	16	#27 Oral Roberts	W	2-1
	17	#27 Oral Roberts	W	10-8
	18	#27 Oral Roberts	W	8-4
	23	@ #30 Coastal Caro.!	L	6-11
	24	vs. UNC Wilmington!	L	5-10
	24	vs. Notre Dame!	L	1-4
	25	vs. #26 N.C. State!	W	5-3
Mar	2	Vermont	W	12-1
	3	Vermont	W	4-1
	4	Vermont	W	10-2
	9	vs. #8 Rice^	L	6-20
	10	vs. TAMU-CC^	W	3-0
	11	vs. Texas Tech^	L	1-4
	14	UT-Arlington	W	10-6
	16	Air Force*	W	6-0
	17	Air Force*	W	10-2
	18	Air Force*	W	7-2
	20	@ UT-Arlington	W	10-6
	22	@ BYU*	W	6-5
	23	@ BYU*	L	11-12
	24	@ BYU*	W	12-3
	27	@ #14 Texas AGM	L	2-13
	31	UC Santa Barbara	W	12-3
Apr	1	UC Santa Barbara	W	8-3
	3	@ Oklahoma	L	5-13
	5	@ Air Force*	W	9-2
	6	@ Air Force*	W	15-5
	8	@ #30 Baylor	W	3-2
	10	@ Baylor	W	6-3
	13	@ UNLV*	W	13-5
	1			

YEAR-BY-YEAR RESULTS

2009		40-18 (MWC 15-5, 1st) Jim Schlossnagle	
MWC CHAMPS			
FORT WORTH REGIONAL CHAMPS			
AUSTIN SUPER REGIONAL			
Feb	20	@ #5 CS Fullerton	L 6-7
	21	@ #5 CS Fullerton	W 8-6
	22	@ #5 CS Fullerton	W 11-6
	24	Dallas Baptist	W 6-0
	25	Texas State	W 8-2
	28	@ #13 Ole Miss	W 19-13
Mar	3	@ UT Arlington	W 11-3
	4	#6 Baylor	L 1-2
	6	Wichita State	W 6-5
	7	Wichita State	W 9-4
	8	Wichita State	W 12-3
	10	@ Texas State	W 9-5
	14	Minnesota	L 4-6
	15	Minnesota	L 2-7
	16	#25 Minnesota	W 4-1
	17	#13 Oklahoma	L 7-8
	20	@ Utah*	W 8-7
	21	@ Utah*	W 6-1
	22	@ Utah* (10)	L 8-9
	24	Stephen F. Austin	W 10-2
	26	@ #8 Baylor	L 4-15
	27	San Diego State*	L 5-11
	28	San Diego State*	W 8-5
	29	San Diego State*	L 1-2
Apr	1	UT Arlington	W 2-1
	3	#18 New Mexico*	W 7-3
	4	#18 New Mexico*	W 4-2
	5	#18 New Mexico*	W 19-3
	7	@ #9 Texas	L 0-6
	9	@ UT Pan American	W 9-1
	10	@ UT Pan American	W 3-0
	11	@ UT Pan American	W 18-0
	13	Texas Tech	W 12-5
	14	@ #9 Oklahoma	L 5-7
	21	TAMU-CC	W 6-2
	22	TAMU-CC	W 10-7
	24	@ #19 San Diego St.*	L 3-4
	25	@ #19 San Diego St.*	W 8-7
	26	@ #19 San Diego St.*	W 6-5
	28	@ #15 Texas AGM (10)	L 3-4
	30	BYU*	W 8-5
May	1	BYU* (10)	W 5-3
	8	Utah*	W 10-5
	9	Utah*	L 11-15
	10	Utah*	W 4-3
	11	@ Dallas Baptist	W 5-3
	14	@ UNLV*	W 10-4
	15	@ UNLV*	W 14-10
	16	@ UNLV*	W 10-3
	20	Utah*	L 7-9
	21	BYU*	W 9-2
	22	Utah*	L 4-6
	29	Wright State#	W 6-3
	30	Oregon State#	W 13-1
	31	Oregon State#	W 5-4
Jun	6	@ #4 Texas!	L 4-10
	7	@ #4 Texas!	W 3-2
	8	@ #4 Texas!	L 2-5

^ - MWC Postseason Tourney, Fort Worth
 § - NCAA Fort Worth Regional
 ! - NCAA Austin Super Regional

2010		54-14 (MWC 19-5, 1st) Jim Schlossnagle	
MWC CHAMPS			
FORT WORTH REGIONAL CHAMPS			
AUSTIN SUPER REGIONAL			
COLLEGE WORLD SERIES			
Feb	19	Sam Houston State	W 4-0
	20	Sam Houston State	W 12-7
	21	Sam Houston State	W 15-2
	26	@ #6 CS Fullerton	W 5-2
	28	@ #6 CS Fullerton	L 4-6
	28	@ #6 CS Fullerton	W 8-1
Mar	2	UT San Antonio	W 17-12
	5	vs. Texas Tech!	W 11-2
	6	vs. Missouri! (10)	W 4-3
	7	vs. #9 Rice!	L 4-5
	9	@ UT Arlington	W 15-2
	12	Texas Tech	W 8-7
	13	Texas Tech	W 9-1
	14	Texas Tech	W 8-5
	16	@ Oral Roberts	W 6-4
	18	BYU*	W 13-6
	19	BYU*	W 11-3
	19	BYU*	L 4-5
	22	@ Dallas Baptist	L 7-8
	23	Texas State	W 4-0
	26	@ Air Force*	L 11-14
	28	@ Air Force*	W 20-6
	28	@ Air Force* (12)	W 19-17
	30	UT Arlington	W 10-3
Apr	1	San Diego State*	W 4-1
	2	San Diego State*	W 11-5
	3	San Diego State*	L 1-3
	6	#12 Oklahoma	L 2-4
	9	@ Houston	W 15-1
	10	@ Houston	W 6-1
	11	@ Houston	W 12-2
	13	Texas AGM	W 6-1
	15	@ BYU*	W 14-8
	16	@ BYU*	W 12-1
	17	@ BYU* (11)	W 6-5
	20	@ #18 Oklahoma	L 3-8
	23	UNLV*	W 15-5
	24	UNLV*	W 9-8
	25	UNLV*	W 7-1
	27	Baylor (10)	W 5-4
	28	@ Baylor (8)	L 4-14
	30	@ Utah*	W 11-6
May	1	@ Utah*	W 11-4
	2	@ Utah*	W 8-2
	7	@ New Mexico*	W 3-2
	8	@ New Mexico*	L 2-3
	9	@ New Mexico*	W 26-4
	12	@ #28 Texas State	W 10-5
	14	Air Force*	W 8-2
	15	Air Force*	L 2-4
	16	Air Force*	W 5-3
	20	CS Bakersfield	W 13-1
	21	CS Bakersfield	W 12-0
	22	CS Bakersfield	W 7-0
	26	vs. Utah^	W 13-2
	27	vs. UNLV^	W 5-2
	28	vs. New Mexico^	W 2-0
June	4	Lamar#	W 16-3
	5	Arizona#	W 11-5
	6	Baylor#	W 9-0
	11	@ #2 Texas%	W 3-1
	12	@ #2 Texas%	L 1-4
	13	@ #2 Texas%	W 4-1
	19	vs. #7 Florida State\$	W 8-1
	21	vs. #2 UCLA\$	L 3-6
	23	vs. #7 Florida State\$	W 11-7
	25	vs. #2 UCLA\$	W 6-2
	26	vs. #2 UCLA\$	L 3-10

! - Houston College Classic
 ^ - MWC Postseason Tourney, San Diego
 # - NCAA Fort Worth Regional
 % - NCAA Austin Super Regional
 \$ - College World Series

2011		43-19 (MWC 20-3, 1st) Jim Schlossnagle	
MWC CHAMPS			
NCAA FORT WORTH REGIONAL			
Feb	18	Kansas	W 8-2
	19	Kansas	W 7-1
	20	Kansas (14)	L 3-4
	22	@ #16 Baylor	W 2-0
	25	#12 CS Fullerton	W 4-1
	26	#12 CS Fullerton	L 4-8
	27	#12 CS Fullerton	L 1-2
Mar	1	Dallas Baptist	L 3-4
	4	@ Texas Tech	W 7-0
	5	@ Texas Tech	W 8-6
	6	@ Texas Tech	W 8-1
	8	UT Arlington	W 7-3
	11	Houston Baptist	W 7-1
	12	Houston Baptist	L 4-7
	13	Houston Baptist	W 6-1
	15	@ UT Arlington	L 2-3
	18	@ UNLV*	L 4-5
	19	@ UNLV*	W 12-2
	20	@ UNLV*	W 8-4
	22	Texas State	W 3-1
	25	Houston	L 8-7
	26	Houston	W 16-10
	27	Houston	W 9-1
	30	Stephen F. Austin	L 3-4
Apr	1	Air Force*	W 10-2
	2	Air Force*	W 3-2
	3	Air Force*	W 10-5
	5	UT Pan American	W 2-0
	6	UT Pan American	W 5-1
	8	New Mexico*	L 5-10
	9	New Mexico*	W 11-4
	10	New Mexico*	W 6-2
	12	@ #8 Oklahoma	L 6-13
	15	@ San Diego State*	W 11-4
	16	@ San Diego State*	W 8-2
	17	@ San Diego St.* (10)	W 7-4
	19	@ #6 Texas AGM	W 4-2
	21	UNLV*	W 4-1
	22	UNLV*	W 9-3
	23	UNLV*	W 2-1
	25	@ Dallas Baptist	L 7-9
	26	#8 Oklahoma	L 4-7
	28	@ BYU*	W 12-6
	29	@ BYU*	W 6-4
May	6	@ #16 Oklahoma St.	L 2-6
	7	@ #16 Oklahoma St.	W 10-3
	8	@ #16 Oklahoma St. (10)	W 8-7
	10	Baylor	W 7-6
	13	Utah* (11)	L 6-7
	14	Utah*	W 8-5
	15	Utah*	W 2-1
	17	Oral Roberts	W 6-4
	19	@ New Mexico*	W 9-0
	20	@ New Mexico*	W 25-16
	21	@ New Mexico*	W 12-8
	25	vs. New Mexico\$	L 3-4
	26	vs. BYU\$	W 12-5
	27	vs. Utah\$	W 14-1
	27	vs. New Mexico\$	L 2-4
June	3	Oral Roberts^	W 10-2
	4	Dallas Baptist^	L 2-3
	5	Oral Roberts^	L 4-8

§ - MWC Postseason Tourney, San Diego
 ^ - NCAA Fort Worth Regional

2012		40-22 (MWC 18-6, T-1st) Jim Schlossnagle	
MWC CO-CHAMPS			
COLLEGE STATION REGIONAL CHAMPS			
LOS ANGELES SUPER REGIONAL			
Feb	17	#22 Ole Miss	L 4-7
	19	#22 Ole Miss	W 5-3
	21	@ #25 Baylor	L 1-7
	24	@ #19 CS Fullerton	W 3-2
	25	@ #19 CS Fullerton	L 2-4
	26	@ #19 CS Fullerton	L 10-11
	28	Texas State	L 0-1
Mar	2	Oklahoma State	L 3-4
	3	Oklahoma State	W 2-0
	4	Oklahoma State (10)	W 6-5
	6	Baylor	W 9-4
	11	Texas Tech	W 2-1
	12	Texas Tech	W 7-4
	13	@ UTSA (12)	W 7-3
	16	@ UNLV*	W 5-2
	17	@ UNLV*	W 10-2
	18	@ UNLV*	W 15-6
	20	@ #23 Texas State	L 4-8
	23	@ New Mexico*	L 8-9
	24	@ New Mexico*	W 5-4
	25	@ New Mexico*	L 7-12
	27	@ UT Arlington (10)	L 3-4
	30	UNLV*	W 4-2
	31	UNLV*	W 2-1
Apr	1	UNLV*	L 0-11
	3	Dallas Baptist	L 3-4
	5	UNC Wilmington	L 5-7
	6	UNC Wilmington	W 4-0
	7	UNC Wilmington	W 5-2
	11	UT Arlington	W 5-1
	13	Air Force*	W 5-0
	14	Air Force*	W 6-1
	15	Air Force*	W 6-2
	17	Louisiana-Monroe	W 9-2
	20	@ San Diego State*	W 6-1
	21	@ San Diego State*	W 5-1
	22	@ San Diego State*	L 3-5
	24	#9 Texas AGM	L 1-4
	27	Manhattan	W 2-1
	28	Manhattan	W 12-5
	29	Manhattan	W 11-0
May	1	Oklahoma	W 4-3
	4	New Mexico*	W 5-3
	5	New Mexico*	L 5-6
	6	New Mexico*	W 2-1
	11	@ Air Force*	W 10-0
	12	@ Air Force*	W 17-2
	13	@ Air Force*	W 6-1
	15	@ #24 Oklahoma	W 1-0
	18	San Diego State*	L 0-3
	19	San Diego State*	W 4-0
	20	San Diego State*	W 10-2
	24	vs. San Diego State\$	W 16-15
	25	vs. New Mexico\$	L 2-5
	26	vs. San Diego State\$	L 11-12
June	1	vs. Ole Miss^	L 2-6
	2	vs. Dayton^	W 28-12
	3	@ #8 Texas AGM^	W 10-2
	3	vs. Ole Miss^	W 5-2
	4	vs. Ole Miss^	W 7-4
	8	@ #4 UCLA%	L 2-6
	9	@ #4 UCLA%	L 1-4

§ - MWC Postseason Tourney, Las Vegas
 ^ - NCAA College Station Regional
 % - NCAA Los Angeles Super Regional

2013		29-28 (Big 12 19-11, 3rd) Jim Schlossnagle	
Feb	15	@ #13 Ole Miss	L 0-1
	16	@ #13 Ole Miss	L 2-5
	17	@ #13 Ole Miss	L 2-5
	22	#19 CS Fullerton	L 2-7
	23	#19 CS Fullerton	L 2-6
	24	#19 CS Fullerton	L 0-7
	26	@ Dallas Baptist	W 6-1
Mar	1	@ Jacksonville	L 3-5
	2	@ Jacksonville	W 10-0
	3	@ Jacksonville	W 13-0
	5	Arkansas-Pine Bluff	L 4-6
	8	Pacific	W 2-1
	9	Pacific	L 3-5
	10	Pacific (10)	W 3-2
	12	Northwestern State	W 9-2
	13	Northwestern State	W 13-6
	15	Kansas*	W 8-1
	16	Kansas*	L 4-8
	17	Kansas* (12)	L 0-2
	19	vs. UT Arlington!	W 5-4
	22	@ #16 Oklahoma* (12)	L 2-3
	23	@ #16 Oklahoma*	L 1-3
	24	@ #16 Oklahoma* (10)	L 3-4
	26	Dallas Baptist	L 4-5
	29	@ Texas Tech*	W 4-1
	30	@ Texas Tech*	W 7-3
	31	@ Texas Tech*	L 7-8
Apr	2	UT	

2024 TCU BASEBALL

YEAR-BY-YEAR RESULTS

2014 48-18 (Big 12 17-7, 2nd) Jim Schlossnagle

BIG 12 TOURNEY CHAMPS FORT WORTH REGIONAL FORT WORTH SUPER REGIONAL COLLEGE WORLD SERIES

Feb	14	Jacksonville	W	5-0
	15	Jacksonville	W	5-1
	16	Jacksonville	L	0-2
	18	Northern Colorado	W	10-3
	21	vs. BYU	W	10-0
	22	@ TAMU-CC	W	7-4
	23	vs. UTSA	W	5-1
	25	UT Arlington	L	2-10
	28	vs. Sam Houston St.*	L	4-9
Mar	1	vs. #10 Rice^	L	0-1
	2	vs. Houston*	W	2-1
	4	Dallas Baptist (15)	W	5-4
	7	Michigan State	L	1-2
	8	Michigan State	L	1-4
	9	Michigan State	W	6-2
	11	@ #15 Rice	L	0-5
	14	Dartmouth	W	4-1
	15	Dartmouth	W	5-1
	16	Dartmouth	W	8-0
	18	@ #30 Oklahoma	L	5-9
	21	#25 Texas Tech*	W	9-0
	22	#25 Texas Tech*	L	2-10
	23	#25 Texas Tech*	L	2-12
	25	UT Pan American	W	11-0
	28	@ #24 Oklahoma St.*	W	3-1
	29	@ #24 Oklahoma St.*	L	1-2
	30	@ #24 Oklahoma St.*	L	4-9
Apr	1	@ UT Arlington	W	12-6
	4	West Virginia*	W	4-3
	5	West Virginia*	W	8-0
	5	West Virginia*	W	3-1
	8	@ Dallas Baptist	W	7-1
	11	@ Kansas*	W	5-2
	12	@ Kansas*	W	3-1
	12	@ Kansas*	L	1-5
	15	Houston Baptist	W	13-0
	17	@ #4 Texas*	W	3-0
	18	@ #4 Texas*	W	2-0
	19	@ #4 Texas*	W	3-1
	21	vs. #21 Texas Tech%	W	4-0
	25	Cal State Northridge	W	6-2
	26	Cal State Northridge	W	1-0
	27	Cal State Northridge	W	3-0
	29	@ Stephen F. Austin	W	14-4
May	2	Kansas State*	W	5-0
	3	Kansas State*	W	3-1
	4	Kansas State*	W	21-7
	9	Oklahoma*	W	10-2
	10	Oklahoma* (11)	L	5-7
	11	Oklahoma*	W	9-1
	15	@ Baylor*	L	3-6
	16	@ Baylor*	W	5-0
	17	@ Baylor*	W	7-1
	21	vs. BaylorG	W	8-5
	22	vs. West VirginiaG	W	6-2
	24	vs. BaylorG	W	4-1
	25	vs. #7 Oklahoma St.G	W	7-1
	30	SienaS (11)	W	2-1
	31	#25 Sam Houston (22)	W	3-2
June	1	#25 Sam Houston	W	6-1
	7	#11 Pepperdine@	W	3-2
	8	#11 Pepperdine@	L	2-3
	9	#11 Pepperdine@	W	6-5
	15	vs. Texas Tech#	W	3-2
	17	vs. Virginia# (15)	L	2-3
	19	vs. Miss#	L	4-6

! - Kieberg Bank Classic (Corpus Christi)
^ - Houston College Classic
% - Played in Abilene, Texas
G - Big 12 Tournament (Oklahoma City)
S - NCAA Fort Worth Regional
@ - NCAA Fort Worth Super Regional
- College World Series

2015 51-15 (Big 12 18-5, 1st) Jim Schlossnagle

BIG 12 CHAMPS FORT WORTH REGIONAL FORT WORTH SUPER REGIONAL COLLEGE WORLD SERIES

Feb	13	Southern Illinois	W	5-0
	14	Southern Illinois	W	16-4
	15	Southern Illinois	W	11-0
	17	UT Arlington	W	4-1
	20	@ #9 Arizona State	W	3-0
	21	@ #9 Arizona State	L	6-7
	22	@ #9 Arizona State	W	3-2
	25	Texas Southern	W	1-0
Mar	3	#10 Rice	W	3-1
	6	@ #25 USC (12)	L	6-7
	7	@ #4 UCLA	W	3-1
	8	vs. #1 Vanderbilt^	W	4-2
	10	@ Loyola Marymount	W	6-2
	13	Baylor*	W	3-1
	14	Baylor*	W	3-2
	15	Baylor*	W	10-1
	17	UT Pan American	W	5-0
	18	UT Pan American	W	11-5
	20	#19 Oklahoma State* (12)	L	6-7
	22	@ #19 Oklahoma State*	W	7-4
	22	#19 Oklahoma State*	L	2-7
	24	Oklahoma (10)	W	4-3
	27	Wichita State	W	14-1
	28	Wichita State	W	8-4
	29	Wichita State	W	11-2
	31	@ UT Arlington	L	1-8
Apr	2	@ #19 Texas Tech*	W	8-0
	3	@ #19 Texas Tech*	L	1-5
	4	@ #19 Texas Tech*	W	4-1
	6	@ Abilene Christian	W	4-3
	7	#16 Dallas Baptist	W	6-2
	10	@ Kansas State*	L	41-4
	11	@ Kansas State*	W	9-0
	12	@ Kansas State*	L	2-6
	14	@ UT Arlington	W	7-1
	18	Santa Clara	W	1-0
	18	Santa Clara	W	6-1
	19	Santa Clara	W	9-2
	21	Incarnate Word	W	6-1
	25	Texas*	W	6-5
	25	Texas*	W	11-6
	26	Texas*	W	7-1
	29	@ #15 Dallas Baptist	L	4-6
May	1	@ West Virginia*	W	9-4
	2	@ West Virginia*	W	6-2
	3	@ West Virginia*	W	5-0
	8	Kansas*	W	4-2
	9	Kansas* (10)	W	2-1
	12	Abilene Christian	W	8-2
	14	@ Oklahoma*	W	5-4
	15	@ Oklahoma*	W	11-9
	16	@ Oklahoma*	W	4-2
	20	vs. BaylorG	L	5-6
	21	vs. Texas TechG	L	1-8
	29	Sacred HeartS	W	10-0
	30	#24 NC StateS	L	4-5
	31	Stony BrookS	W	8-3
	31	#24 NC StateS	W	8-2
June	1	#24 NC StateS (10)	W	9-8
	6	#6 Texas AGM@	W	13-4
	7	#6 Texas AGM@ (10)	L	1-2
	8	#6 Texas AGM@ (16)	W	5-4
	14	vs. #1 LSU#	W	10-3
	16	vs. #5 Vanderbilt#	L	0-1
	18	vs. #1 LSU#	W	6-4
	19	vs. #5 Vanderbilt#	L	1-7

! - Dodgertown Classic (Los Angeles)
^ - Played at Dodgers Stadium
G - Big 12 Tournament (Tulsa, Okla.)
S - NCAA Fort Worth Regional
@ - NCAA Fort Worth Super Regional
- College World Series

2016 49-18 (Big 12 15-9, 3rd) Jim Schlossnagle

BIG 12 TOURNEY CHAMPS FORT WORTH REGIONAL COLLEGE STATION SUPER REGIONAL COLLEGE WORLD SERIES

Feb	19	Loyola Marymount	L	3-5
	20	Loyola Marymount	W	1-0
	21	Loyola Marymount	W	5-0
	24	Ark.-Pine Bluff	W	17-3
	26	vs. #6 La.-Lafayette!	W	7-1
	27	vs. #25 Rice!	W	10-0
	28	vs. #9 Houston!	W	10-1
Mar	1	UTRGV	W	13-0
	4	Gonzaga	L	3-4
	5	Gonzaga	W	10-2
	6	Gonzaga	W	16-1
	8	UT Arlington	W	5-1
	11	USC	W	8-3
	12	USC (10)	W	12-11
	13	USC	L	6-16
	15	@ Rice	W	6-4
	18	West Virginia*	W	10-6
	18	West Virginia*	W	7-1
	20	West Virginia*	W	14-2
	22	Abilene Christian	W	6-4
	24	@ Texas*	L	3-4
	25	@ Texas*	L	0-2
	26	@ Texas*	W	9-5
	29	@ UT Arlington	W	17-4
Apr	1	@ Wichita State	W	3-0
	2	@ Wichita State	W	17-6
	3	@ Wichita State	W	12-5
	6	UT Arlington	L	3-4
	8	@ Kansas*	L	3-4
	9	@ Kansas*	W	8-0
	10	@ Kansas*	W	14-6
	12	Dallas Baptist	L	1-9
	15	Oklahoma*	W	11-3
	16	Oklahoma*	W	12-2
	16	Oklahoma*	W	2-0
	22	@ #25 Okla. St.*	L	0-9
	23	@ #25 Okla. St.*	W	11-6
	24	@ #25 Okla. St.*	L	7-11
	26	@ #17 Dallas Baptist	W	2-0
	29	#10 Texas Tech*	L	3-7
	30	#10 Texas Tech*	W	13-6
May	1	#10 Texas Tech*	L	1-3
	7	@ Penn State	W	6-2
	7	@ Penn State	W	5-4
	8	@ Penn State	W	9-5
	13	@ Baylor*	L	3-4
	14	@ Baylor*	L	5-8
	15	@ Baylor*	W	7-3
	17	Stephen F. Austin	W	3-2
	19	Kansas State*	W	3-2
	20	Kansas State*	W	2-1
	21	Kansas State*	W	9-3
	25	vs. BaylorG	W	12-5
	26	vs. Oklahoma St.G	W	13-5
	28	vs. TexasG	L	1-2
	28	vs. TexasG	W	8-2
	29	vs. W. VirginiaG (10)	W	11-10
June	3	Oral RobertsS	W	7-0
	4	GonzagaS	W	4-3
	5	Arizona StateS	W	8-1
	10	@ #4 Texas AGM@	W	8-2
	11	@ #4 Texas AGM@	L	1-7
	12	@ #4 Texas AGM@	W	4-1
	19	vs. #4 Texas Tech#	W	5-3
	21	vs. #7 Coastal Caro.#	W	6-1
	24	vs. #7 Coastal Caro.#	L	1-4
	25	vs. #7 Coastal Caro.#	L	5-7

! - Houston College Classic
G - Big 12 Tournament (Oklahoma City)
S - NCAA Fort Worth Regional
@ - NCAA College Station Super Regional
- College World Series

2017 50-18 (Big 12 16-8, T-1st) Jim Schlossnagle

BIG 12 CO-CHAMPS FORT WORTH REGIONAL FORT WORTH SUPER REGIONAL COLLEGE WORLD SERIES

Feb	17	Penn State	W	6-3
	18	Penn State	W	12-1
	19	Penn State	W	9-3
	21	@ UT Arlington	W	7-2
	24	Arizona State	L	9-13
	25	Arizona State	W	8-4
	26	Arizona State	W	5-2
	28	Rice	W	13-5
Mar	3	vs. #3 LSU!	W	9-6
	4	vs. #15 TAMU! (15)	W	11-10
	5	vs. #8 Ole Miss!	W	5-3
	7	Dallas Baptist (10)	W	3-2
	10	@ UC Irvine	L	2-11
	11	@ UC Irvine	L	3-6
	12	@ UC Irvine	W	16-7
	14	@ Long Beach State	L	0-7
	17	Kansas*	W	3-1
	18	Kansas*	W	5-1
	19	Kansas*	L	3-4
	21	@ Abilene Christian	W	3-0
	24	#16 Oklahoma State*	W	7-5
	25	#16 Oklahoma State*	W	6-5
	26	#16 Oklahoma State*	W	5-1
	28	UT Rio Grande Valley	W	10-2
	29	UT Rio Grande Valley	W	18-2
	31	@ Kansas State* (11)	W	5-0
Apr	1	@ Kansas State* (10)	W	1-0
	2	@ Kansas State*	W	12-4
	4	@ UT Arlington	W	5-4
	7	Murray State	W	9-2
	8	Murray State	W	15-6
	9	Murray State	W	13-2
	11	@ Dallas Baptist	W	9-3
	14	@ West Virginia*	L	4-5
	15	@ West Virginia*	L	8-6
	16	@ West Virginia*	W	4-5
	21	Baylor*	W	9-4
	22	Baylor*	L	5-16
	23	Baylor*	W	8-5
	25	Stephen F. Austin	L	2-6
	28	@ #6 Texas Tech*	W	4-1
	29	@ #6 Texas Tech*	L	4-6
	30	@ #6 Texas Tech*	L	3-21
May	5	#24 Texas* (11)	W	11-10
	6	#24 Texas*	W	8-2
	7	#24 Texas* (10)	W	4-3
	12	@ #24 Oklahoma*	W	9-6
	13	@ #24 Oklahoma*	L	8-9
	14	@ #24 Oklahoma*	L	9-10
	16	UT Arlington	W	6-1
	18	@ Cal	W	3-0
	19	@ Cal	W	5-4
	20	@ Cal	L	3-8
	24	vs. KansasG	L	3-7
	25	vs. OklahomaG	W	9-4
	26	vs. KansasG	W	6-0
	27	vs. TexasG	W	9-2
	27	vs. TexasG	L	3-9
June	3	Central Conn. StateS	W	9-6
	4	#11 VirginiaS	W	5-1
	5	Dallas BaptistS	W	15-3
	10	#8 Missouri State@	W	3-2
	11	#8 Missouri State@	W	8-1
	18	vs. #3 Florida#	L	0-3
	20	vs. #8 Texas AGM#	W	4-1
	22	vs. #4 Louisville#	W	4-3
	23	vs. #3 Florida#	W	9-2
	24	vs. #3 Florida#	L	0-3

! - Houston College Classic
G - Big 12 Tournament (Oklahoma City)
S - NCAA Fort Worth Regional
@ - NCAA Fort Worth Super Regional
- College World Series

2018 33-29 (Big 12 10-13, 6th) Jim Schlossnagle

BIG 12 CO-CHAMPS FORT WORTH REGIONAL FORT WORTH SUPER REGIONAL COLLEGE WORLD SERIES

Feb	16	@ Grand Canyon	W	3-2
	17	@ Grand Canyon	W	14-6
	18	@ Grand Canyon (12)	L	8-9
	24	Long Beach State	L	2-3
	24	Long Beach State	W	8-3
	25	Long Beach State	W	5-2
Mar	1	UT Arlington	W	14-1
	2	UC Irvine	W	4-3
	3	UC Irvine	W	6-2
	4	UC Irvine	L	21-5
	6	UT Rio Grande Valley	W	7-2
	9	@ USC	W	10-1
	11	vs. #15 Vanderbilt!	L	4-7
	13	@ Rice	L	3-7
	16	Minnesota	L	3-6
	17	Minnesota (13)	W	5-4
	18	Minnesota	L	0-8
	20	Arkansas-Pine Bluff	W	7-1
	23	Kansas State*	W	4-2
	24	Kansas State*	W	12-2
	25			

YEAR-BY-YEAR RESULTS

2019 34-28 (Big 12 11-13, T-6th) Jim Schlossnagle

Feb 15	vs. #18 CS Fullerton!	L	0-2
16	vs. Virginia!	W	9-4
17	vs. #1 Vanderbilt!	W	10-2
20	Abilene Christian	W	12-4
22	Grand Canyon	L	1-4
23	Grand Canyon	W	17-9
24	Grand Canyon	W	6-5
Mar 1	vs. Houston*	W	10-6
2	vs. #23 Texas AGM*	L	0-1
3	vs. Rice	L	2-12
5	Stephen F. Austin	W	19-3
8	@ Long Beach State	W	4-1
9	@ Long Beach State	L	3-14
10	@ Long Beach State	W	10-4
12	@ #21 San Diego	L	6-9
15	Eastern Michigan	W	12-2
16	Eastern Michigan	W	16-4
17	Eastern Michigan	W	12-1
19	vs. UT Arlington	W	5-3
22	#9 Texas*	W	3-2
23	#9 Texas*	L	1-13
24	#9 Texas*	W	12-8
26	UTRGV	W	6-2
29	Oklahoma State*	W	7-4
30	Oklahoma State*	L	6-7
31	Oklahoma State*	L	8-9
Apr 2	UT Arlington	W	3-2
5	@ Oklahoma*	L	6-7
6	@ Oklahoma*	W	4-2
7	@ Oklahoma*	W	6-4
9	@ Dallas Baptist	L	6-11
12	Seton Hall	W	5-1
12	Seton Hall	W	8-6
14	Seton Hall	L	3-7
16	@ UT Arlington	L	3-6
16	@ Kansas State*	L	4-7
19	@ Kansas State*	W	8-1
20	@ Kansas State*	L	10-11
23	Dallas Baptist	L	3-9
27	#18 Baylor*	L	3-6
27	#18 Baylor*	L	2-15
28	#18 Baylor*	L	1-12
30	@ Abilene Christian	W	11-6
May 3	@ #17 West Virginia*	W	14-5
4	@ #17 West Virginia*	W	6-1
5	@ #17 West Virginia*	L	5-6
10	Kansas*	W	4-3
11	Kansas*	W	7-4
12	Kansas*	L	1-3
14	Lamar	L	5-10
16	@ #8 Texas Tech* (I4)	W	3-1
17	@ #8 Texas Tech*	L	2-7
18	@ #8 Texas Tech*	L	4-8
22	vs. Oklahoma State@	L	2-5
23	vs. Oklahoma State@	W	15-3
24	vs. Baylor@	W	5-2
25	vs. Oklahoma State@	W	13-6
26	vs. Okla. State@ (I0)	L	6-7
31	vs. #24 Cal#	W	13-2
June 1	@ #4 Arkansas#	L	1-3
2	vs. Central Conn. St.#	W	9-5
2	@ #4 Arkansas#	L	0-6

! - MLB4 Tournament (Scottsdale, Ariz.)
 ^ - Houston College Classic
 G - Played at Globe Life Park
 @ - Big 12 Tournament (Okla. City, Okla.)
 # - NCAA Fayetteville Regional

2020* 11-4 Jim Schlossnagle

Feb 14	Kentucky	W	5-1
15	Kentucky	W	7-1
16	Kentucky	W	10-5
18	Abilene Christian	W	14-4
22	@ Minnesota	W	12-0
23	@ Minnesota	L	6-7
24	@ Minnesota	W	11-2
26	Stephen F. Austin	W	12-3
28	California	W	5-4
29	California	W	3-0
Mar 1	California	W	6-1
3	UT Arlington (I2)	L	4-6
6	@ USC	L	1-2
7	@ #2 UCLA	W	8-4
8	vs. #2 Vanderbilt!	L	3-4

! - Played at USC
 * - Season shortened due to COVID-19

2021 41-19 (Big 12 17-7, T-1st) Jim Schlossnagle

BIG 12 CO-CHAMPS			
BIG 12 TOURNEY CHAMPS			
Feb 20	vs. #6 Ole Miss!	L	3-7
21	vs. #7 Mississippi St.!	W	3-2
22	vs. #8 Arkansas!	L	1-4
23	Texas Southern	W	20-0
26	Liberty	W	4-1
27	Liberty	W	9-2
27	Liberty	W	12-2
Mar 2	Stephen F. Austin	W	9-3
5	vs. TAMU-CC* (7)	W	15-5
6	vs. Texas State* (8)	W	10-0
7	vs. SJSU* (I0)	L	5-6
9	@ Texas State (7)	L	1-11
10	@ UTSA	W	6-3
12	Gonzaga	L	8-13
13	Gonzaga	W	7-1
14	Gonzaga (I1)	L	7-10
16	Arkansas-Pine Bluff	W	20-2
19	@ Louisiana	L	2-7
20	@ Louisiana	W	13-4
21	@ Louisiana	W	5-1
26	Baylor*	W	3-1
27	Baylor*	W	11-2
28	Baylor*	W	10-1
30	@ UT Arlington	W	5-3
Apr 2	@ Oklahoma*	W	11-7
3	@ Oklahoma*	W	17-6
4	@ Oklahoma*	W	7-3
6	@ Tarleton State	W	13-9
9	@ #8 Texas Tech*	W	7-3
10	@ #8 Texas Tech* (I0)	L	5-6
11	@ #8 Texas Tech* (7)	L	7-17
13	Tarleton State	W	10-2
16	#12 Oklahoma State*	W	9-8
17	#12 Oklahoma State*	W	8-7
18	#12 Oklahoma State*	W	12-6
20	UT Arlington	W	9-1
23	Kansas*	W	15-1
24	Kansas*	W	10-3
25	Kansas*	L	1-2
27	@ UT Arlington	W	8-3
30	@ West Virginia*	W	8-2
May 1	@ West Virginia*	W	5-3
2	@ West Virginia*	W	9-1
7	#6 Texas*	L	4-5
8	#6 Texas*	W	2-1
9	#6 Texas*	L	3-9
14	ULLM	L	3-4
15	ULLM	L	9-13
15	ULLM	W	6-4
20	@ Kansas State*	L	2-4
21	@ Kansas State*	W	8-6
22	@ Kansas State*	L	8-11
26	vs. Kansas State@	W	7-6
28	vs. #5 Texas Tech@	W	7-2
29	vs. Kansas State@	L	2-5
29	vs. Kansas State@ (8)	W	17-7
30	vs. Oklahoma State@	W	10-7
June 4	McNeese#	W	12-4
5	Dallas Baptist#	L	6-8
6	Oregon State#	L	2-3

! - State Farm Showdown (Arlington, TX)
 ^ - Houston College Classic
 @ - Big 12 Tournament (Okla. City, Okla.)
 # - NCAA Fort Worth Regional

2022 38-22 (Big 12 16-8, 1st) Kirk Saarloos

BIG 12 CHAMPIONS			
Feb 18	vs. San Diego State!	W	5-3
19	vs. California!	L	6-7
20	vs. Houston! (8)	W	10-0
22	Stephen F. Austin	W	11-1
25	vs. Nebraska^	W	4-1
26	vs. Nebraska^	W	8-3
27	vs. Nebraska^	W	5-3
Mar 1	UT Arlington	W	8-5
4	@ Kentucky	L	11-13
5	@ Kentucky (7)	L	1-5
5	@ Kentucky	W	12-8
8	@ Louisville	L	8-9
12	Army	W	6-4
12	Army (I0)	W	6-5
13	Army	W	5-2
15	TAMU-Corpus Christi	W	17-6
18	@ Baylor*	W	3-0
19	@ Baylor* (I1)	W	11-9
20	@ Baylor*	L	3-7
22	@ Abilene Christian (7)	W	14-3
25	Kansas State*	W	7-5
26	Kansas State*	W	14-5
27	Kansas State*	W	11-3
29	Abilene Christian	L	2-6
30	UTSA	L	8-12
Apr 1	West Virginia*	L	2-3
2	West Virginia*	W	5-4
3	West Virginia*	L	2-5
5	@ UT Arlington	W	10-2
8	@ #7 Texas*	L	0-2
9	@ #7 Texas*	W	7-5
10	@ #7 Texas*	L	3-7
12	@ Dallas Baptist	L	1-6
14	#4 Texas Tech*	W	7-4
15	#4 Texas Tech*	W	4-3
16	#4 Texas Tech*	W	11-3
19	UT Arlington	W	15-1
22	@ #3 Oklahoma St.*	L	2-13
23	@ #3 Oklahoma St.*	W	6-4
24	@ #3 Oklahoma St.*	W	7-6
26	Dallas Baptist	L	5-6
29	@ Florida State	L	0-10
30	@ Florida State	L	3-7
May 6	Oklahoma*	W	9-7
7	Oklahoma*	L	7-11
8	Oklahoma*	L	1-5
10	Incarnate Word (I1)	W	11-7
13	@ Kansas*	W	15-6
14	@ Kansas*	W	30-3
15	@ Kansas*	W	8-2
19	Santa Clara	W	7-6
20	Santa Clara	W	10-3
21	Santa Clara	W	9-1
25	vs. Baylor@	W	4-2
26	vs. #16 Texas@	L	3-5
27	vs. #7 Oklahoma St.@	L	4-8
June 3	vs. Louisiana#	L	6-7
4	vs. Oral Roberts#	W	3-1
5	vs. Louisiana#	W	6-1
5	@ #7 Texas AGM#	L	9-15

! - MLB4 Tournament (Scottsdale, Ariz.)
 ^ - Played at Globe Life Field (Arlington)
 @ - Big 12 Tournament (Arlington, Texas)
 # - NCAA College Station Regional

2023 44-24 (Big 12 13-11, T-4th) Kirk Saarloos

BIG 12 TOURNEY CHAMPS			
FAYETTEVILLE REGIONAL			
FORT WORTH SUPER REGIONAL			
COLLEGE WORLD SERIES			
Feb 17	vs. #10 Vanderbilt!	W	11-4
18	vs. #8 Arkansas^	W	18-6
19	vs. Missouri! (I0)	L	8-9
22	UT Arlington	W	7-3
24	Florida State	L	1-10
25	Florida State	L	8-10
26	Florida State	W	3-2
28	@ Dallas Baptist (I2)	W	4-1
Mar 3	vs. Michigan!	W	6-0
4	vs. #14 Louisville!	L	2-3
5	vs. Rice!	W	7-0
7	UT Arlington	L	7-8
10	San Diego	L	2-14
11	San Diego	W	3-1
12	San Diego	W	5-4
14	@ Texas State	L	4-8
17	@ Oklahoma*	W	13-5
18	@ Oklahoma*	L	1-3
19	@ Oklahoma*	L	5-7
21	Abilene Christian	W	7-0
22	Northwestern	W	9-2
24	Kansas*	W	8-6
25	Kansas*	W	18-5
28	@ UT Arlington	W	14-3
31	@ #22 Texas Tech*	L	16-20
Apr 1	@ #22 Texas Tech*	W	10-7
2	@ #22 Texas Tech*	L	5-10
4	@ Tarleton	W	9-8
6	#16 Oklahoma State*	L	6-7
7	#16 Oklahoma State*	W	7-3
8	#16 Oklahoma State*	W	12-5
11	Abilene Christian	W	7-5
14	UNC Wilmington	L	6-14
15	UNC Wilmington	W	7-3
16	UNC Wilmington	L	6-12
18	Lamar	L	6-9
21	@ West Virginia*	L	4-5
22	@ West Virginia*	L	4-7
23	@ West Virginia* (7)	L	7-17
25	#19 Dallas Baptist	W	8-5
29	Texas*	L	4-8
30	Texas*	L	2-3
May 1	Texas*	W	15-7
2	UTRGV	W	14-4
5	#24 CS Fullerton	L	1-2
6	#24 CS Fullerton	W	13-4
7	#24 CS Fullerton	W	6-1
12	Baylor*	W	5-1
13	Baylor*	W	2-1
14	Baylor*	W	10-4
16	Texas State	W	8-2
18	@ Kansas State*	L	6-7
19	@ Kansas State*	W	8-1
20	@ Kansas State*	W	4-3
24	vs. Kansas State# (7)	W	16-3
25	vs. Kansas# (8)	W	14-4
27	vs. Kansas State	W	6-3
28	vs. #18 Oklahoma State#	W	12-5
June 2	vs. ArizonaG	W	12-4
4	@ #3 ArkansasG	W	20-5
5	@ #3 ArkansasG	W	12-4
9	#14 Indiana State	W	4-1
10	#14 Indiana State	W	6-4
16	vs. Oral Roberts+	L	5-6
18	vs. #7 Virginia+	W	4-3
20	vs. Oral Roberts+	W	6-1
21	vs. #2 Florida+	L	2-3

^ - College Baseball Showdown - Arlington, TX
 ! - Houston College Classic - Houston, Texas
 # - Big 12 Tournament - Arlington, Texas
 G - NCAA Fayetteville Regional
 % - NCAA Fort Worth Super Regional
 + - College World Series (Charles Schwab Field)

ALL-TIME SERIES RECORDS

Opponent	W-L-T	Opponent	W-L-T	Opponent	W-L-T
Abilene Christian	28-2-0	Indianapolis.....	0-1-0	Rockford.....	2-0-0
Add-Ran Jarvis.....	4-0-0	Iowa State.....	7-3-0	Saint Louis.....	11-1-0
Air Force Academy.....	31-3-0	Jacksonville.....	4-2-0	Sam Houston State.....	40-31-0
Alabama.....	2-0-0	Kansas	27-11-0	Sacred Heart.....	1-0-0
Ardmore (Texas League).....	1-1-0	Kansas State	31-13-0	San Diego.....	2-2-0
Arizona	3-7-0	Kent State.....	9-1-0	San Diego State.....	25-13-0
Arizona State	5-6-0	Kentucky.....	4-2-0	San Francisco.....	1-2-0
Arkansas.....	26-47-0	Lamar.....	12-12-0	San Jose State.....	9-10-0
Arkansas-Pine Bluff.....	3-1-0	Liberty.....	3-0-0	Santa Clara.....	6-0-0
Army.....	3-0-0	Long Beach State.....	4-6-0	Seton Hall.....	2-1-0
Austin College.....	24-4-0	Louisiana (Southwestern Louisiana).....	5-5-0	Siena.....	1-0-0
Baylor	166-172-4	Louisiana-Monroe.....	2-2-0	Simmons.....	11-1-0
Bradley.....	2-0-0	Louisiana Tech.....	9-7-0	SMU.....	101-69-1
Bryant TRG School.....	0-1-0	Louisville.....	12-7-0	South Dakota.....	2-0-0
Buena Vista.....	2-0-0	Loyola (New Orleans).....	3-1-0	Southeastern Louisiana.....	4-2-0
BYU.....	30-6-0	Loyola Marymount.....	3-1-0	Southeastern Oklahoma.....	2-2-0
California.....	6-2-0	LSU.....	4-6-0	Southern California	5-5-0
Cal Poly Pomona.....	1-1-0	Lubbock Christian.....	3-2-0	Southern Illinois.....	3-0-0
Cal State Bakersfield.....	3-0-0	Maine.....	2-0-0	Southern Miss.....	6-12-0
Cal State Fullerton.....	9-17-0	Manhattan.....	6-0-0	Southwestern.....	45-11-0
Cal State Northridge.....	3-0-0	Mary Hardin Baylor.....	7-1-0	St. Edward's.....	5-3-0
Cameron.....	1-0-0	Marshall.....	2-0-0	St. Francis (Ill.).....	3-1-0
Centenary.....	9-0-0	McMurry.....	2-0-0	St. Mary's.....	4-0-0
Central Connecticut State.....	2-0-0	McNeese.....	1-0-0	St. Olaf.....	1-0-0
Central Michigan.....	2-6-0	Memphis.....	7-3-0	St. John's.....	2-0-0
Charlotte.....	10-3-0	Meridian.....	2-0-0	St. Thomas.....	5-1-0
Chicago White Sox (AL).....	0-1-0	Mexico.....	1-0-0	Stanford.....	1-1-0
Cincinnati	8-1-0	Miami (Ohio).....	3-1-0	Stephen F. Austin.....	17-5-0
Cisco (Texas League).....	2-0-0	Michigan.....	1-0-0	Stony Brook.....	1-0-0
Coastal Carolina.....	1-3-0	Michigan State.....	1-2-0	Sul Ross.....	4-2-0
Coker College.....	0-1-0	Midwestern.....	3-2-0	Tarleton State.....	22-3-0
Colorado State.....	1-2-0	Minnesota.....	7-5-0	Temple.....	2-1-0
College of the Southwest.....	9-2-0	Mississippi.....	9-10-0	Texas	77-235-2
Cornell.....	1-0-0	Mississippi State.....	1-0-0	Texas A&M.....	94-164-4
Corsicana (Texas League).....	1-0-0	Missouri.....	7-5-0	Texas A&M-Corpus Christi.....	9-0-0
Creighton.....	4-0-0	Missouri Southern.....	0-1-0	Texas Arlington	114-61-1
Dallas (Texas League).....	1-0-0	Missouri State (Southwest Missouri State).....	2-2-0	Texas El Paso.....	1-0-0
Dallas (University).....	18-2-0	Murray State.....	3-0-0	Texas Lutheran.....	5-3-0
Dallas Baptist	49-31-0	Nebraska.....	7-0-0	Texas San Antonio.....	10-3-0
Daniel Baker.....	5-0-0	Nebraska-Kearney.....	12-0-1	Texas Southern.....	7-0-0
Dartmouth.....	3-0-0	New Mexico.....	40-19-0	Texas State (SW Texas State)	27-16-0
Dayton.....	1-0-0	New Mexico State	6-0-0	Texas Tech	99-84-1
East Carolina.....	10-4-0	New Orleans.....	1-2-0	Texas Wesleyan.....	33-27-0
Eastern Michigan.....	3-0-0	New York Giants.....	1-1-0	Toby's Business College.....	4-1-0
Elmhurst.....	2-0-0	Nevada.....	3-3-0	Trinity.....	34-16-0
Emporia State.....	8-7-0	Nicholls State.....	0-1-0	Tulane.....	6-7-0
Evansville.....	0-1-0	North Carolina State.....	3-1-0	Tulsa.....	2-0-0
Florida.....	1-3-0	North Dakota State.....	5-0-0	UAB.....	7-2-0
Florida Atlantic.....	4-2-0	North Texas.....	15-1-0	UCF.....	3-3-0
Florida State.....	3-4-0	Northern Colorado.....	1-0-0	UC Irvine.....	3-3-0
Fort Worth (Texas League).....	3-1-0	Northeast Louisiana.....	8-1-0	UCLA	3-4-0
Fort Worth High.....	3-0-0	Northwestern.....	2-1-0	UC Santa Barbara.....	4-2-0
Fort Worth University.....	2-0-0	Northwestern State (La.).....	3-3-0	UNC Wilmington.....	3-4-0
Fresno State.....	8-12-0	Northwest Missouri State.....	4-1-0	Union College.....	1-0-0
Furman.....	1-0-0	Northwood.....	2-3-0	UNLV.....	37-14-0
Georgia Tech.....	1-1-0	Notre Dame.....	2-1-0	USF.....	9-5-0
Gonzaga.....	4-3-0	Ohio State.....	1-4-0	UT Rio Grande Valley (UT Pan American).....	52-13-1
Grand Canyon.....	7-2-0	Oklahoma	42-66-0	Utah.....	29-7-0
Hardin-Simmons.....	22-4-1	Oklahoma Baptist.....	2-0-0	Vanderbilt.....	3-4-0
Hawai'i.....	14-6-0	Oklahoma City.....	4-0-0	Virginia.....	3-1-0
Hawai'i-Hilo.....	13-4-0	Oklahoma State (A&M)	35-29-0	Vermont.....	3-0-0
Hawai'i-Pacific.....	1-0-0	Oral Roberts.....	20-27-0	Waco (Texas League).....	3-11-0
Hill Business College.....	1-0-1	Oregon State.....	3-2-0	Washington State	1-2-0
Houston	48-53-2	Ouachita Baptist.....	1-1-0	West Virginia	24-11-0
Houston Baptist.....	3-1-0	Pacific.....	2-1-0	Western Kentucky.....	1-0-0
Howard Payne.....	3-0-0	Penn State.....	6-0-0	Wichita State.....	10-8-0
Illinois.....	3-0-0	Pepperdine.....	2-2-0	Wisconsin-Eau Claire.....	2-0-0
Illinois State.....	0-1-0	Polytechnic.....	9-5-0	Wright State.....	3-1-0
Incarmate Word.....	3-0-0	Prairie View A&M.....	9-0-0	Youngstown State.....	1-0-0
Indiana.....	3-0-0	Purdue.....	0-1-0		
Indiana State.....	2-0-0	Rice.....	120-125-1		

POSTSEASON CONFERENCE HONORS

SWC ALL-CONFERENCE HONORS

1923	Fred Scott, P
1924	Fred Lovvorn, UT; Lawrence Tankersly, C
1925	Harold Cason, P; Raymond (Bear) Wolf, 1B
1926	Raymond (Bear) Wolf, 1B
1927	Harold Cason, P
1931	John Hirstine, 1B; Percy Williams, C
1932	Herbert Dennis, C; J.W. Hinton, OF
1933	Pat Donovan, OF; Slim Kinzy, P
1934	Pat Donovan, OF; Slim Kinzy, P
1935	Sammy Baugh, 2B; Dan Harston, OF ; Jimmy Jacks, 1B
1936	Sammy Baugh, 3B
1937	L.D. Meyer, 2B
1945	James Conrad, P; Harry Mullins, C
1948	Jim Busby, OF
1949	Jim Nolan, 3B
1950	Norris Graves, P; Bill Looney, C
1951	Norris Graves, P; Bill Looney, C
1952	Norris Graves, P
1954	Tommy Hill, P; Les Mattinson, OF
1955	Les Mattinson, OF
1956	Bob McDaniel, P; Al Paschal, SS Charles Quick, 2B; Carl Warwick, OF; Bob White, OF
1957	Charles Quick, 2B; Carl Warwick, OF
1958	George Banda, UT; Hunter Enis, 1B
1959	Charles Franklin, 2B; Marshall Harris, OF
1960	Doug Moore, C
1961	Cliff Justice, OF
1962	Bob Bigley, OF
1963	Bob Bigley, OF; Lance Brown, P; Bill McAdams, 2B; Jay Walrath, OF
1964	Jay Walrath, OF
1965	Ronnie McClain, UT
1966	Parke Davidson, SS; Jimmy Duffy, 2B Tommy Gramly, P; Richard Hooper, UT; Mickey Yates, OF
1967	Parke Davidson, SS; Mickey McCarty, P, Abby Stratton, UT; Mickey Yates, OF
1968	Bill Ferguson, C; Chuck Machemehl, P Mickey McCarty, P; Jeff Newman, 2B; Dick Turner, UT
1969	Bill Ferguson, C; Dick Gage, OF Jeff Newman 3B; Larry Peel, 1B; Roger Williams, OF
1970	Glenn Monroe, SS
1971	Glenn Monroe, SS
1972	Don Bodenhammer, 3B; Frank Johnstone, P; Jim Torres, C
1973	Don Bodenhammer, 3B; Tom Butler, SS; Phil Turner, 2B
1974	Tommy Crain, 1B; Phil Turner, 2B
1976	Gene Burton, DH; Danny Twardowski, 2B
1977	Danny Rossellini, C
1978	Steve Houk, OF
1980	Randy Rodriguez, P
1981	Trey Brooks, 2B
1984	Mike Ramsey, DH
1985	Mike Ramsey, DH
1986	Fred Benavides, SS
1987	Lew Williams, OF
1988	Tim Mauser, P; Paul Gonzalez, OF
1989	Tom Hardgrove, 1B
1990	Paul Gonzalez, OF; Scott Malone, UT
1991	Travis Barr, P; Scott Malone, OF; Chris Thomsen, 1B
1992	Craig Farmer, P; Beto Garza-Gongora, UT; Scott Malone, 1B
1994	Clay Caruthers, P; Shannon Coulter, SS; Beto Garza-Gongora, OF; Tim Grieve, P; Jason McClure, DH; Adam Robson, 1B; Reid Ryan, P; Darren Tawwater, 1B
1995	Scott Atchison, P
1996	Scott Atchison, P; Ryan Dunn, OF; Royce Huffman, DH; Jeff McCurdy, OF



1933 SWC Regular Season Champs



1956 SWC Regular Season Co-Champs
NCAA Midwest Regional Participant

POSTSEASON CONFERENCE HONORS



ALL-CONFERENCE HONORS

1997	Chris Connally, OF
1998	Chris Connally, OF; Royce Huffman, 3B Sam Lunsford, 3B; Jeff Shaddix, P
1999	Royce Huffman, 3B; Mark Silva, C; Scott Atchison, P; (2nd team) Cade Harris, DH
2000	Mark Hamilton, 1B; (2nd team) Tom Bates; OF
2001	Tom Bates, OF; Chris Bradshaw, SP; Stan Newton, RP; (2nd team) Jason Price, C; Erick Macha, SS; Mike Settle, 3B; Terrv Trofholz, OF; Rudy Ontiveros, UT



ALL-CONFERENCE HONORS

2002	Terry Trofholz, OF; (2nd team) Clayton Jerome, P Chris Meeks, OF; Walter Olmstead, 1B
2003	Mike Settle, 3B; Chris Neuman, DH Clayton Jerome, P; (2nd team) Jake Duncan, OF
2004	(2nd Team) Shelby Ford, IF; Clayton Jerome, SP Chad Huffman, OF; Robbie Findlay, RP
2005	(1st Team) Shelby Ford, IF; Lance Broadway, SP (2nd team) Chad Huffman, IF

ALL-FRESHMAN TEAM

2004	Chad Huffman, Shelby Ford, German Duran
2005	Andrew Walker, Matt McGuirk



ALL-CONFERENCE HONORS

2006	Andrew Walker, C; Chad Huffman, 1B; Austin Adams, OF; Jake Arrieta, P; Sam Demel, RP; (2nd Team) Matt Carpenter, 3B; Bryan Kervin, SS
2007	Andrew Walker, C; Bryan Kervin, SS; Clint Arnold, OF; Austin Adams, OF ; Jake Arrieta, P; Sam Demel, P; (2nd Team) Matt Vern, 1B; Keith Conlon, OF; Steven Trout, 3B; Chance Corgan, P; Chris Johnson, P
2008	Bryan Holaday, C; Ben Carruthers, 2B; Clint Arnold, OF; Tyler Lockwood, P; Andrew Cashner, P; (2nd Team) Matt Carpenter, 3B; Chris Ellington, OF; Sean Hoelscher, P
2009	Matt Vern, 1B; Trent Appleby, P; (2nd Team) Bryan Holaday, C; Taylor Featherston, SS; Matt Carpenter, 3B; Chris Ellington, OF; Taylor Cragin, P
2010	Bryan Holaday, C; Matt Curry, 1B; Jerome Pena, 2B; Taylor Featherston, SS; Jason Coats OF; Brance Rivera OF; Matt Purke, P; Steven Maxwell, P; Tyler Lockwood, P; (2nd Team) Kyle Winkler, P
2011	Taylor Featherston, SS; Jantzen Witte, 3B; Kyle Winkler, P; Jerome Pena, 2B; Jason Coats, OF; (2nd Team) Josh Elander, C; Brance Rivera, OF; Steven Maxwell, P; Stefan Crichton, P; Trent Appleby, P
2012	Jason Coats, OF; Preston Morrison, P; Andrew Mitchell, P; (2nd Team) Jantzen Witte, 3B; Kevin Allen, P; Kyle Von Tungeln, OF



ALL-CONFERENCE HONORS

2013	Preston Morrison, P; (2nd Team) Alex Young, RP Jantzen Witte, 3B; (HM) Boomer White, OF; Brandon Finnegan P, Paul Hendrix 2B
2014	Preston Morrison, P; Riley Ferrell, RP; Boomer White, OF; Brandon Finnegan, P; (2nd) Kevin Cron, 1B; Derek Odell, 3B; Tyler Alexander, RP; (HM) Kyle Back, C; Garrett Crain, 2B; Dylan Fitzgerald, OF; Cody Jones, OF; Keaton Jones SS
2015	Preston Morrison, P; Alex Young, P; Riley Ferrell, RP; Cody Jones, OF; Connor Wanhanen (UT); (2nd) Keaton Jones, SS; (HM) Tyler Alexander, P; Nolan Brown, OF; Jeremie Fagnan, 1B; Derek Odell, 3B; Evan Skoug, C; Dane Steinhagen, OF; Trey Teakell, RP; Mitchell Traver, P
2016	Luken Baker, DH/UT; Elliott Barzilli, 3B; (2nd) Evan Skoug, C Cam Warner, 2B; Dane Steinhagen, OF; Dalton Horton, P; (HM) Durbin Feltman, P; Jared Janczak, P; Austen Wade, OF; Josh Watson (OF)
2017	Evan Skoug, C; Cam Warner, 2B; Austen Wade, OF; Jared Janczak, P; (2nd) Luken Baker, 1B; Nolan Brown (OF), Sean Wymer, RP; Nick Lodolo, P; (HM) Brian Howard, P; Durbin Feltman, P
2018	Durbin Feltman; (2nd) Josh Watson, OF; Nick Lodolo (HM) A.J. Balta, OF; Adam Oviedo
2019	Jake Guenther, 1B; Nick Lodolo, SP; (HM) Austin Henry, 2B Charles King, SP; Adam Oviedo, SS; Marcelo Perez, RP; Johnny Rizer, OF Conner Shepherd, 3B; Josh Watson, OF; Brandon Williamson, SP
2021	Phillip Sikes, OF; Haylen Green, RP; (2nd Team) Brayden Taylor, 3B Gene Wood, 1B; Hunter Wolfe, DH; Austin Krob, SP; Russell Smith, SP; (HM) Zach Humphreys, C; Gray Rodgers, 2B
2022	Tommy Sacco, INF; Luke Savage RP; (2nd Team) Brayden Taylor, INF; Riley Cornelio, SP; Marcelo Perez, RP; (HM) Luke Boyers, OF; Kurtis Byrne, C; Elijah Nunez, OF; River Ridings, RP; Garrett Wright, RP
2023	Brayden Taylor, INF; (2nd Team) Anthony Silva, INF; Garrett Wright, RP (HM) Karson Bowen, C; Cole Fontenelle, INF; Kole Klecker, SP; Louis Rodriguez, SP

ALL FRESHMAN TEAM

2013	Riley Ferrell, Boomer White, Alex Young
2014	Tyler Alexander
2015	Evan Skoug, Connor Wanhanen
2016	Luken Baker, Durbin Feltman, Dalton Horton, Josh Watson
2017	Nick Lodolo
2018	Coby Boulware, Augie Mihlbauer, Adam Oviedo, Caleb Sloan
2019	Marcelo Perez
2021	Elijah Nunez, River Ridings, Brayden Taylor
2022	David Bishop
2023	Ben Abeldt, Karson Bowen, Kole Klecker, Anthony Silva

POSTSEASON TOURNAMENT HONORS

ALL-SWC TOURNAMENT

1991 Chris Thomsen, 1B; Mike Macko, 2B
Rick Hinojosa, SS; Kelly Johns, P; Jared Shope, P
1994 Kerby Smith, 3B

ALL-WAC TOURNAMENT

1998 Chris Connally, OF
1999 Marshall Wilson, OF; Erick Macha, 2B; Royce Huffman, 3B

ALL-CONFERENCE USA TOURNAMENT

2004 Bo Cogbill, IF; Chris Neuman, IF; Chad Huffman, OF;
Austin Adams, OF (MVP); Ryan Weems, P;
Clayton Jerome, P; Eugene Espineli, P
2005 Keith Conlon, OF; Chad Huffman, IF;
Sam Demel, P; Lance Broadway, P

ALL-MWC TOURNAMENT

2006 Brad Furnish, P; Andrew Walker, C; Steven Trout, DH;
Ryan Pack, OF; Chad Huffman, 1B (MVP)
2007 Keith Conlon, OF; Clint Arnold, OF
Tyler Lockwood, P; Austin Adams, OF (MVP)
2008 Bryan Kervin, SS; Matt Vern, 1B;
Andrew Cashner, RP; Clint Arnold, OF (MVP)
2009 Kyle Winkler, P
2010 Bryan Holaday, C (MVP); Taylor Featherston, SS;
Matt Purke, P; Kyle Winkler, P
2011 Josh Elander, C; Kyle Von Tungeln, OF;
Jantzen Witte, 3B
2012 Derek Odell, 2B; Kevin Cron, 1B; Jerrick Suiter, OF

ALL-BIG 12 TOURNAMENT

2013 Trevor Seidenberger, P
2014 Garrett Crain, 2B; Cody Jones, OF; Tyler Alexander, P
Preston Morrison, P; Jordan Kipper, P; Jerrick Suiter, DH (MVP)
2016 Evan Skoug, C; Cam Warner, 2B; Elliott Barzilli, 3B
Josh Watson, OF; Brian Howard, P; Luken Baker (MVP)
2017 Elliott Barzilli, 3B; Brian Howard, P
2018 A.J. Balta, OF; Jake Eissler, P;
Johnny Rizer, OF; Sean Wymer, P
2019 Zach Humphreys, C; Josh Watson, OF
2021 Zach Humphreys, C; Gray Rodgers 2B;
Porter Brown, OF (MOP); Hunter Wolfe, DH
2023 Karson Bowen, C; Brayden Taylor 3B (MOP);
Elijah Nunez, OF; Kurtis Byrne, DH; Ben Abeldt, RP

NCAA REGIONAL ALL-TOURNAMENT

2004 (Austin) Shelby Ford, SS
2005 (Waco) Bo Cogbill, IF; Lance Broadway, P
2007 (Houston) Steven Trout, 3B; Austin Adams, OF
2008 (Stillwater) Matt Vern, 1B
2009 (Fort Worth) Matt Vern, 1B; Taylor Featherston, SS;
Chris Ellington, OF; Kyle Winkler, P; Jason Coats, OF (MOP)
2010 (Fort Worth) Jerome Pena, 2B; Jantzen Witte, 3B;
Joe Weik, DH; Aaron Schultz, OF; Jason Coats, OF;
Taylor Featherston, SS (MOP); Steven Maxwell, P
2011 (Fort Worth) Jerome Pena, 2B; Jantzen Witte 3B
2012 (College Station) Josh Elander, C; Kevin Cron, 1B;
Derek Odell, 2B; Kyle Von Tungeln, OF; Jerrick Suiter, OF
Stefan Crichton, P; Justin Scharf, P (MOP)
2014 (Fort Worth) Garrett Crain, 2B; Brandon Finnegan, P;
Trey Teakell, P; Boomer White (MOP)
2015 (Fort Worth) Evan Skoug, C; Garrett Crain, 2B;
Derek Odell, 3B; Cody Jones, OF; Nolan Brown, OF;
Tyler Alexander, P; Preston Morrison, P
2016 (Fort Worth) Ryan Merrill, SS; Elliott Barzilli, 3B;
Austen Wade, OF; Luken Baker, DH; Brian Howard, P;
Cam Warner, 2B (MOP)
2019 (Fayetteville) Adam Oviedo, SS; Johnny Rizer, OF
Hunter Wolfe, DH; Jake Eissler SP
2021 (Fort Worth) Brayden Taylor, 3B; Luke Boyers, OF;
Austin Krob, P
2022 (College Station) Kurtis Byrne, C; Tommy Sacco IF; Cam Brown, P
2023 (Fayetteville) Karson Bowen, C; Cole Fontenelle, 1B;
Tre Richardson, 2B (MVP); Brayden Taylor, 3B; Anthony Silva, SS;
Austin Davis, OF; Elijah Nunez, OF; Luke Savage, RP

ALL-COLLEGE WORLD SERIES

2010 Bryan Holaday, C;
Taylor Featherston, SS; Matt Purke, P
2014 Kevin Cron, 1B
2015 Connor Wanhanen, DH
2016 Luken Baker, DH; Ryan Merrill SS

TOURNAMENT MVP

2004 Austin Adams (C-USA)
2006 Chad Huffman (MWC)
2007 Austin Adams (MWC)
2008 Clint Arnold (MWC)
2010 Bryan Holaday (MWC)
2014 Jerrick Suiter (Big 12)
2016 Luken Baker (Big 12)
2021 Porter Brown (Big 12)
2023 Brayden Taylor (Big 12)

NCAA REGIONAL MOP

2009 Jason Coats (Fort Worth)
2010 Taylor Featherston (Fort Worth)
2012 Justin Scharf (College Station)
2014 Boomer White (Fort Worth)
2016 Cam Warner (Fort Worth)
2023 Tre Richardson (Fayetteville)

TCU POSTSEASON HONORS

INDIVIDUAL HONORS

FRESHMAN ALL-AMERICANS

1996	Royce Huffman, DH
2004	Chad Huffman, OF; Shelby Ford, 3B; German Duran, SS
2005	Matt McGuirk, DH; Andrew Walker, C
2008	Sean Hoelscher, P; Trent Appleby, P
2010	Matt Purke, P; Josh Elander, C/OF
2011	Andrew Mitchell, P; Stefan Crichton, P
2012	Preston Morrison, P; Kevin Cron, IF
2013	Alex Young, P; Boomer White, OF
2014	Tyler Alexander, P
2015	Evan Skoug, C; Connor Wanhanen, DH
2016	Luken Baker, DH/P; Durbin Feltman, Dalton Horton, P; Josh Watson, OF
2017	Nick Lodolo, P
2018	Coby Boulware, 2B; Augie Muhlbauer, P
2021	River Ridings, P; Brayden Taylor IF
2023	Ben Ablett, P; Karson Bowen, C; Kole Klecker, P; Anthony Silva, INF

ACADEMIC ALL-AMERICANS

1988	Rob Jones, 1B (2nd)
2012	Josh Elander, C (3rd)

PLAYER OF THE YEAR

1963	Lance Brown (SWC)
1966	Jimmy Duffy (SWC)
1999	Royce Huffman (WAC)
2015	Cody Jones (Big 12)
2017	Evan Skoug (Big 12)

PITCHER OF THE YEAR

2003	Clayton Jerome (C-USA)
2005	Lance Broadway (C-USA)
2006	Jake Arrieta (MWC)
2010	Steven Maxwell (MWC)
2012	Preston Morrison (MWC)
2014	Preston Morrison (Big 12)

FRESHMAN OF THE YEAR

1996	Royce Huffman (SWC)
2004	Chad Huffman (C-USA)
2010	Matt Purke (MWC)
2012	Preston Morrison (MWC)
2015	Connor Wanhanen (Big 12)
2016	Luken Baker (Big 12)
2021	Brayden Taylor (Big 12)

NEWCOMER OF THE YEAR

2019	Jake Guenther (Big 12)
------	------------------------

ALL-AMERICA HONORS

1921	Pete Donahue, P
1927	Bear Wolf, 1B
1934	Slim Kinzy, P
1948	Jim Busby, CF
1956	Al Paschal, SS
1957	Carl Warwick, OF
1963	Lance Brown, P
1970	Jeff Newman, C
1973	Phil Turner 2B
1974	Frank Johnstone, P
1985	Mike Ramsey, OF
1992	Scott Malone, 1B (1st)
1994	Adam Robson, 1B (2nd); Darren Tawwater, C (3rd); Tim Grieve, P (3rd)
1998	Royce Huffman, 3B (2nd)
1999	Royce Huffman, 3B (1st)
2002	Terry Trofholz, OF (2nd)
2003	Clayton Jerome, P (3rd)
2004	Robbie Findlay, P (HM)
2005	Lance Broadway, P (1st)
2006	Jake Arrieta, P (2nd); Chad Huffman, INF (3rd)
2008	Andrew Cashner, P (2nd)
2010	Matt Purke (2nd); Bryan Holaday (2nd); Steven Maxwell (2nd)
2011	Kyle Winkler (3rd)
2012	Preston Morrison (3rd)
2014	Preston Morrison (2nd); Brandon Finnegan (2nd); Riley Ferrell (2nd)
2015	Riley Ferrell (1st); Cody Jones (2nd); Preston Morrison (2nd) Alex Young (2nd)
2016	Luken Baker (2nd)
2017	Evan Skoug (1st); Jared Janczak (2nd)
2018	Durbin Feltman (3rd)
2019	Nick Lodolo (1st)
2020	Haylen Green (2nd)
2021	Haylen Green (2nd); Phillip Sikes (2nd)
2023	Brayden Taylor (3rd)

NATIONAL HONORS



Bryan Holaday
2010 Johnny Bench Award Winner



Matt Purke
2010 National Freshman of the Year

HORNED FROGS IN THE PROS

Since the draft was born in 1965, TCU has produced 178 draft picks. 30 teams have drafted a Horned Frog. TCU has produced five first round picks. Ronnie Paul (1965) was TCU's first-ever draft pick, while Nick Lodolo (2019) holds the distinction of being the highest draft pick in program history at No. 7 by the Cincinnati Reds. There have been 60 players selected in the top 10 rounds.

1965					
Ronnie Paul	P	Baltimore Orioles	14	278	
1966					
Tommy Gramly	P	Cleveland Indians	4 [^]	75	
Mickey Yates	OF	Washington Senators	20	386	
Ronnie Paul	P	New York Mets	2 [^]	29	
1967					
William Ferguson	C	Baltimore Orioles	6 [^]	101	
Parke Davidson	SS	Oakland Athletics	35	650	
Richard Hooper	UT	Cincinnati Reds	36	667	
1968					
William Ferguson	C	New York Yankees	4 [^]	68	
Bing Bingham	P	Chicago Cubs	7 [*]	112	
Chuck Machemehl	P	Cleveland Indians	12	258	
Mickey McCarty	P	Cleveland Indians	25	559	
1969					
William Ferguson	C	Los Angeles Dodgers	4 [*]	81	
William Ferguson	C	Cincinnati Reds	2 [^]	38	
1970					
Jeff Newman	2B	Cleveland Indians	26	608	
1971					
Roger Williams	OF	Atlanta Braves	25	582	
1973					
Thomas Butler	SS	Detroit Tigers	15	355	
Don Bodenhamer	2B	Texas Rangers	31	661	
1975					
Thomas Crain	1B	Texas Rangers	30	645	
1980					
Trey Brooks	2B	New York Mets	22	546	
Cameron Young	P	Texas Rangers	30	722	
1981					
Trey Brooks	2B	Chicago Cubs	8	183	
Warren Oliver	SS	Kansas City Royals	11	282	
Greg Moore	P	Toronto Blue Jays	13	316	
Luis Rojas	P	Oakland Athletics	15	378	
1984					
Mickey Kazmierski	P	San Diego Padres	11	273	
1985					
Brian Ohnoutka	P	San Francisco Giants	2	30	
Mike Ramsey	OF	Cincinnati Reds	16	396	
Kight Higgins	P	Toronto Blue Jays	19	495	
William Booker	P	Texas Rangers	25	629	
Howard Williams	P	New York Mets	26	672	
1986					
Ronnie Jackson	C	Texas Rangers	14	345	
Bernie Walker	OF	Cincinnati Reds	14	358	
1987					
Fred Benavides	SS	Cincinnati Reds	2	50	
Brian Veilleux	P	Oakland Athletics	16	407	
1988					
Tim Mauser	P	Philadelphia Phillies	3	68	
John Briscoe	P	Oakland Athletics	3	73	
1989					
Tommy Hardgrove	1B	Philadelphia Phillies	12	300	
Kerry Knox	P	San Diego Padres	18	468	
Scott Thoma	P	Chicago White Sox	20	511	
Leon Clay	OF	New York Mets	39	1022	
1990					
Paul Gonzalez	OF	San Diego Padres	10	282	
1991					
Chris Thomson	1B	Oakland Athletics	17	463	
1992					
Chris Eddy	P	Kansas City Royals	3	78	
Scott Malone	1B	Texas Rangers	9	258	
1993					
Johnny Cardenas	C	Seattle Mariners	46	1271	
1994					
Clay Caruthers	P	Cincinnati Reds	5	128	
Reid Ryan	P	Texas Rangers	17	477	
Tim Grieve	P	Kansas City Royals	23	639	
Shannon Coulter	SS	Kansas City Royals	31	863	
Darren Tawwater	C	St. Louis Cardinals	39	1090	
1996					
Derek Lee	P	Milwaukee Brewers	27	793	
Flint Wallace	P	Oakland Athletics	27	795	
Toby Dollar	P	Los Angeles Dodgers	29	868	
1997					
Ryan Dunn	OF	Houston Astros	8	250	
1998					
Ryan Ridenour	P	New York Yankees	7	217	

Jeffrey Shaddix	P	New York Yankees	17	517
Matt Howe	IF	Oakland Athletics	29	855
Chris Connally	OF	Chicago Cubs	45	1327
Scott Atchison	P	Seattle Mariners	49	1424
1999				
Royce Huffman	IF	Houston Astros	12	383
2000				
Mark Hamilton	OF	Houston Astros	23	697
2001				
Eric Macha	SS	Arizona Diamondbacks	12	368
Chris Bradshaw	P	Texas Rangers	14	411
Chad Durham	P	Houston Astros	25	746
2002				
Walter Olmstead	1B	Cincinnati Reds	6	165
Levi Robinson	SS	Baltimore Orioles	34	1006
2003				
Jake Duncan	OF	Baltimore Orioles	10	284
Terry Trofholz	OF	Milwaukee Brewers	22	639
Justin Hatcher	C	Texas Rangers	25	736
Chris Osentowski	P	Baltimore Orioles	30	884
Will Lewis	IF	Milwaukee Brewers	32	939
2004				
Eugene Espineli	P	San Francisco Giants	14	430
Clayton Jerome	P	Texas Rangers	41	1221
2005				
Lance Broadway	P	Chicago White Sox	1	15
Kyle Dahlberg	C	Baltimore Orioles	13	393
Stuart Musslewhite	IF	Baltimore Orioles	24	723
Shawn Ferguson	P	Baltimore Orioles	36	1083
2006				
Chad Huffman	OF	San Diego Padres	2	53
Brad Furnish	P	St. Louis Cardinals	2	54
Shawn Ferguson	P	Milwaukee Brewers	9	272
Brent Allar	P	Baltimore Orioles	14	415
2007				
Sam Demel	P	Oakland Athletics	3	120
Andrew Walker	C	Pittsburgh Pirates	5	158
Jake Arrieta	P	Baltimore Orioles	5	159
Chance Corgan	P	San Francisco Giants	5	164
Keith Conlon	OF	San Diego Padres	14	447
Cody Dunbar	P	Toronto Blue Jays	21	655
Seth Garrison	P	Boston Red Sox	25	774
2008				
Andrew Cashner	P	Chicago Cubs	1	19
Seth Garrison	P	Boston Red Sox	23	712
Bryan Kervin	SS	Toronto Blue Jays	27	819
2009				
Matt Vern	OF	San Diego Padres	13	384
Matt Carpenter	IF	St. Louis Cardinals	13	399
Chris Ellington	OF	Milwaukee Brewers	32	976
2010				
Bryan Holaday	C	Detroit Tigers	6	193
Greg Holle	P	Milwaukee Brewers	11	339
Steven Maxwell	P	Minnesota Twins	12	375
Matt Curry	IF	Pittsburgh Pirates	16	477
Tyler Lockwood	p	Boston Red Sox	25	773
Paul Gerrish	P	Houston Astros	42	1263
2011				
Matt Purke	P	Washington Nationals	3	96
Taylor Featherston	IF	Colorado Rockies	5	168
Kyle Winkler	P	Arizona Diamondbacks	10	304
Jason Coats	OF	Baltimore Orioles	12	365
Erik Miller	P	Cincinnati Reds	31	955
Steven Maxwell	P	Chicago Cubs	37	1119
Jerome Pena	IF	Baltimore Orioles	38	1145
Kaleb Merck	P	Texas Rangers	43	1314
2012				
Josh Elander	C	Atlanta Braves	6	209
Kyle Von Tungeln	OF	Colorado Rockies	13	408
Kevin Allen	P	Kansas City Royals	23	703
Tyler Duffie	P	Milwaukee Brewers	27	845
Jason Coats	OF	Chicago White Sox	29	891
Kaleb Merck	P	Minnesota Twins	33	1000
2013				
Andrew Mitchell	P	Chicago White Sox	4	123
Trevor Seidenberger	P	Milwaukee Brewers	12	362
Paul Hendrix	IF	Cleveland Indians	18	531
Stefan Crichton	P	Baltimore Orioles	23	699
Jantzen Witte	IF	Boston Red Sox	24	713
Nick Frey	P	St. Louis Cardinals	33	995

HORNED FROGS IN THE PROS

2014			
Brandon Finnegan	P	Kansas City Royals	1 17
Jordan Kipper	P	Los Angeles Angels of Anaheim	9 269
Kevin Cron	IF	Arizona Diamondbacks	14 420
Kyle Bacak	C	Washington Nationals	25 754
Jerrick Suiter	OF	Pittsburgh Pirates	26 791
Cody Jones	OF	Cleveland Indians	38 1148
2015			
Alex Young	P	Arizona Diamondbacks	2 43
Tyler Alexander	P	Detroit Tigers	2 65
Riley Ferrell	P	Houston Astros	3 79
Cody Jones	OF	Kansas City Royals	6 189
Preston Morrison	P	Chicago Cubs	8 233
Trey Teakell	P	Detroit Tigers	9 280
Keaton Jones	IF	Detroit Tigers	15 460
Mitchell Traver	P	St. Louis Cardinals	28 851
2016			
Brian Trieglauff	P	New York Yankees	13 398
Mitchell Traver	P	Cincinnati Reds	17 498
Brian Howard	P	Houston Astros	17 517
Rex Hill	P	Kansas City Royals	27 823
Elliott Barzilli	IF	Houston Astros	29 877
Preston Guillory	P	Miami Marlins	31 923
2017			
Austen Wade	OF	Cleveland Indians	5 162
Evan Skoug	C	Chicago White Sox	7 207
Brian Howard	P	Oakland Athletics	8 231
Mitchell Traver	P	Los Angeles Angels of Anaheim	20 595
Cam Warner	IF	Detroit Tigers	28 845
Elliott Barzilli	IF	Miami Marlins	32 959
2018			
Luken Baker	IF	St. Louis Cardinals	2 75
Durbin Feltman	P	Boston Red Sox	3 100
Sean Wymer	P	Toronto Blue Jays	4 116
Jared Janczak	P	Los Angeles Angels of Anaheim	32 961
Josh Watson	OF	Milwaukee Brewers	35 1055
2019			
Nick Lodolo	P	Cincinnati Reds	1 7
Brandon Williamson	P	Seattle Mariners	2 59
Johnny Rizer	OF	Baltimore Orioles	7 198
Jake Guenther	IF	Tampa Bay Rays	7 218
Josh Watson	OF	Oakland Athletics	15 464
Zach Humphreys	C	Milwaukee Brewers	26 793
Alex Isola	C	Minnesota Twins	29 869
Jared Janczak	P	Cleveland Indians	31 940
Jake Eissler	P	Cleveland Indians	38 1150
2021			
Russell Smith	P	Milwaukee Brewers	2 51
Johnny Ray	P	Chicago White Sox	12 365
Phillip Sikes	OF	Boston Red Sox	18 526
Harrison Beethe	P	Kansas City Royals	18 529
Marcelo Perez	P	Los Angeles Angels of Anaheim	20 591
Haylen Green	P	Chicago White Sox	20 605
2022			
Riley Cornelio	P	Washington Nationals	7 201
Caleb Bolden	P	Boston Red Sox	7 219
Marcelo Perez	P	Seattle Mariners	11 336
Austin Krob	P	San Diego Padres	12 360
Tommy Sacco	IF	Houston Astros	14 433
2023			
Brayden Taylor	IF	Tampa Bay Rays	1 19
Cole Fontenelle	IF	Los Angeles Angels of Anaheim	7 204
Ryan Vanderhei	P	San Francisco Giants	10 300
Cam Brown	P	Philadelphia Phillies	10 313
Elijah Nunez	OF	Washington Nationals	14 405
Tre Richardson	IF	St. Louis Cardinals	15 455
Garrett Wright	P	Chicago White Sox	20 599

ALL-TIME MAJOR LEAGUERS

Name	Team(s) (Yrs. in Majors)
Louis Drucke	New York Giants (1909-12)
Ona Dodd	Pittsburgh Pirates (1912)
Jim Haislip	Philadelphia Phillies (1912)
Claude Cooper	New York Giants (1913); Philadelphia Phillies (1916-17)
Pete Donohue	Cincinnati Reds (1921-30); New York Giants (1930-31)
A.S. Douglass	Cleveland Indians (1931); Boston Red Sox (1932)
Boob Fowler	Cincinnati Reds (1921, 1925)
Leo Tankersley	Cincinnati Reds (1923-25); Boston Red Sox (1926)
Bear Wolf	Chicago White Sox (1925)
Tex Carleton	Cincinnati Reds (1927)
Slim Kinzy	Saint Louis Cardinals (1932-34); Chicago Cubs (1935-38); Brooklyn Dodgers (1940)
Dutch Meyer	Chicago White Sox (1934)
Randy Jackson	Chicago Cubs (1937); Detroit Tigers (1940-42); Cleveland Indians (1945-46)
Jim Busby	Chicago Cubs (1950-55, 1959); Brooklyn Dodgers (1956-57)
Carl Warwick	Los Angeles Dodgers (1958); Cleveland Indians (1958-59)
Tom Gramly	Chicago White Sox (1950-52, 1955); Washington Senators (1952-55); Cleveland Indians (1956-57); Baltimore Orioles (1957-58, 1960-61); Boston Red Sox (1959-60); Houston Colt 45's (1962)
Chuck Machernehl	Los Angeles Dodgers (1961); St. Louis Cardinals (1961-62, 1964-65); Houston Colt 45's (1962-63); Baltimore Orioles (1965); Chicago Cubs (1966)
Jeff Newman	Cleveland Indians (1968)
Tim Mauser	Oakland Athletics (1968)
Fred Benavides	Oakland Athletics (1971)
John Briscoe	Oakland Athletics (1971-96)
Chris Eddy	Oakland Athletics (1995)
Glenn Dishman	San Diego Padres (1995-96); Philadelphia Phillies (1996); Detroit Tigers (1997)
Jeff Zimmerman	Texas Rangers (1999-2001)
Scott Atchison	Seattle Mariners (2004-06); San Francisco Giants (2007)
Eugene Espineli	Boston Red Sox (2010-12); New York Mets (2013); Cleveland Indians (2014-15)
Lance Broadway	San Francisco Giants (2008)
Jake Arrieta	Chicago White Sox (2007-09); NY Mets (2009)
Andrew Cashner	Baltimore Orioles (2010-13); Chicago Cubs (2013-17, 21)
Sam Demel	Philadelphia Phillies (2018-20); San Diego Padres (2021)
Chad Huffman	Chicago Cubs (2010-11); San Diego Padres (2012-16)
Matt Carpenter	Miami Marlins (2016); Texas Rangers (2017); Baltimore Orioles (2018-19); Boston Red Sox (2019)
Bryan Holaday	Arizona D'Backs (2010-12)
Brandon Finnegan	Chicago Cubs (2010-11); San Diego Padres (2012-16)
Taylor Featherston	Chicago Cubs (2010-11); San Diego Padres (2012-16)
Jason Coats	Arizona D'Backs (2010-12)
Matt Purke	Chicago White Sox (2016)
Stefan Crichton	Chicago White Sox (2016)
Kevin Cron	Baltimore Orioles (2017); Arizona Diamondbacks (2019-21)
Alex Young	Arizona Diamondbacks (2019-21); Cleveland Indians (2021-22)
Tyler Alexander	San Francisco Giants (2022); Cincinnati Reds (2023-present)
Nick Lodolo	Detroit Tigers (2019-22); Tampa Bay Rays (2023-present)
Brandon Williamson	Cincinnati Reds (2022-present)
Luken Baker	Cincinnati Reds (2022-present)
	St. Louis Cardinals (2023-present)

Draft Picks By Team

Atlanta Braves	2	Milwaukee Brewers	11
Arizona Diamondbacks	4	Minnesota Twins	3
Baltimore Orioles	14	New York Mets	4
Boston Red Sox	7	New York Yankees	4
Chicago Cubs	6	Oakland Athletics	10
Chicago White Sox	8	Philadelphia Phillies	3
Cincinnati Reds	10	Pittsburgh Pirates	3
Cleveland Indians	9	San Diego Padres	7
Colorado Rockies	2	San Francisco Giants	4
Detroit Tigers	6	Seattle Mariners	4
Houston Astros	9	St. Louis Cardinals	7
Kansas City Royals	9	Tampa Bay Rays	2
Los Angeles Dodgers	2	Texas Rangers	12
Los Angeles Angels	5	Toronto Blue Jays	5
Miami Marlins	2	Washington Nationals	4



ALL-TIME LETTERWINNERS

A-A-A

Abeldt, Ben2023-present
Abney, Ben.....1938-40
Adair, Danny.....1993-94
Acker, A.S.....1927
Acker, Will.....1921
Adams, Austin.....2004-07
Adams, Homer.....1922-25
Adcock, Dub.....1969-70
Aldrich, Ki.....1937
Alexander, Clarence.....1939
Alexander, Tyler.....2014-15
Alford, Bruce.....1942
Allar, Andrew.....2004
Allar, Brent.....2006
Allen, Kevin.....2012
Allen, Richard.....1940-42
Anderson, Ken.....1961-63
Andrews, Blake.....1981
Antone, Tejay.....2013
Appleby, Trent.....2008-11
Arif, Omar.....2004-06
Arnold, Clint.....2007-08
Arnold, Dale.....1978-79
Arrieta, Jake.....2006-07
Arrighetti, Spencer.....2019
Ashburn, Karl.....1926
Ashley, Carlos.....1923
Ashwood, Zach.....2005-06
Atchison, Scott.....1995-99
Atkins, Noble.....1931
Ayala, Carlos.....1971-72

B-B-B

Bacak, Chris.....2013-14
Bailey, Kyle.....1976
Baker, Bob.....1916-18
Baker, Jeff.....1993-94
Baker, Luken.....2016-18
Baker, Woody.....1948
Balch, Jim.....1961-62
Baldwin, Fuzz.....1907-10
Balkum, Doug.....1956-57
Ballantyne, Bryan.....1983-84
Ballew, Alvis.....1964-66
Balta, A.J.....2018
Bane, Jaymie.....1995
Bane, Jim.....1985-88
Banda, George.....1958-60
Barger, Boone.....1920-21
Banta, Trip.....2022
Barker, Brent.....1983-86
Barnard, Gary.....1965-67
Barnes, Bill.....1950-52
Barnett, James.....1947-49
Bar, Dawson.....2019
Bar, Travis.....1989-91
Barrett, Carlos.....1979-82
Barzilli, Elliott.....2015-17
Bassler, Snake.....1913
Bates, Tom.....1998-99, 2001
Baugh, Sammy.....1935-37
Baxter, Howard.....1931
Baze, Leon.....1961-62
Beck, Bill.....1947-49
Beck, Connor.....2015
Beethe, Harrison.....2020-21
Bell, Lenny.....1984
Bellows, Terry.....1977-78
Benedict, Kenny.....1976-77
Benavides, Fred.....1985-87
Benjamin, Kenneth.....1946-47
Bentancourt, David.....1990-91
Berkley, Garrison.....2021-22
Berry, Rube.....1919-20
Best, Mac.....1938-39
Bettison, W.W.....1911
Beucler, Reid.....1997
Bierman, Gus.....1946
Bigley, Bob.....1962-64
Bilderback, Billy.....1939-40
Bingham, Bing.....1967-68
Bishop, David.....2022-23
Bishop, Tom.....1948
Blackledge, Owen.....2022-23
Blevins, Jon.....1986
Bodenhamer, Don.....1970-73
Boehmke, Jay.....1994-95
Bolden, Caleb.....2022
Booker, Sam.....1984
Borchardt, Jason.....1987
Boulware, Coby.....2018
Bowen, Karson2023-present
Boyd, Jim.....1947-50
Boyd, Tommy.....1962-63
Boyers, Luke2021-present
Boyles, Austin.....2017-18
Bradshaw, Chris.....1998-01
Bratton, Greg.....2000-03
Briscoe, John.....1987-88
Brewster, J.W.....1910

Broadway, Lance.....2005
Bronstad, William.....1949
Brooks, Trey.....1978-81
Brown, Cam.....2021-23
Brown, Charlie.....1978-80
Brown, Dalton.....2016-21
Brown, E.....1919-20
Brown, Erik.....1994-96
Brown, Kelly.....1986
Brown, Lance.....1963-64
Brown, Nolan.....2015-17
Brown, Porter.....2019-22
Browning, Orien.....1949
Broyles, Robert.....1974-77
Brumbaugh, Ronnie.....1940-41
Bruton, Sumter.....1965-66
Buckley, Leo.....1928-29
Burnett, Ryan.....2015-17
Burton, Gene.....1973-76
Busby, Jim.....1947-48
Busch, Joe.....1945
Bussey, Charles.....1912
Butler, A.J.....1910
Butler, Tom.....1972-73
Buttall, Jerid.....2004-06
Byrne, Kurtis2020-present

C-C-C

Cain, Ryan.....1998
Callarman, Steve.....1986-89
Campbell, Clark.....1912-13
Cantelmi, Frank.....1924-26
Cantrell, Speck.....1919
Caple, Kyle.....1989-91
Carden, Dana.....1971-74
Carden, Pat.....1971-74
Cardenas, Johnny.....1992-93
Carleton, James.....1923-25
Carpenter, Gene.....1904
Carpenter, Matt.....2005-09
Carroll, Howard.....1929-31
Carroll, Don.....1951-53
Carroth, Aaron.....1997
Carroth, Aaron.....1994
Carruthers, Ben.....2006-09
Carson, Hezzie.....1923-26
Carson, Lynn.....1966-67
Carswell, Horace.....1937
Caruthers, Clay.....1992-94
Casey, Doyle.....1947
Cashner, Andrew.....2009
Cason, Sonny.....1972-74
Castellano, Connor.....2014
Castor, John.....1992-93
Cauley, Chris.....1985-87
Cenci, Phil.....1993
Chalk, Scott.....1990-92
Chappell, Ellsworth.....1929-31
Chase, Jim.....1966, 69-70
Childs, I.B.....1957-59
Chiles, Brown.....1946-48
Choate, David.....1947-49
Christenberry, Chris.....1915-17
Clark, Herman.....1924-27
Coats, Jason.....2009-12
Coghill, Bo.....2004-05
Cole, Jess.....1970-71
Collins, Heath.....1995-98
Collinsworth, Tim.....2002
Combs, Brian.....1979-80
Conlon, Keith.....2005-07
Connally, Chris.....1997-98
Conrad, Doyle.....1952
Conrad, Earl.....1945-46
Conway, Charles.....1941-42
Cooper, Aubrey.....1914-16
Cooper, Claude.....1920-23
Cooper, Kyle.....1995
Corbett, Ralph.....1938
Corgan, Chance.....2007
Cornelio, Riley.....2020-22
Costas, John.....1967-69
Cothran, Bruce.....1982
Cottage, Steve.....1982-84
Coughlin, Cal.....2017-2019
Coultter, Shannon.....1994
Covart, Rox.....1962-64
Cowart, Rusty.....1939-41
Cox, Rob Ell.....1929-30
Coy, Josh.....1998
Crafton, Kenny.....1981-84
Cragin, Taylor.....2006-09
Crain, Garrett.....2014-15
Crain, Tommy.....1974-76
Crawford, Bill.....1940-41
Crenwelge, Ted.....1959-60
Crews, Danny.....2018
Crichton, Stefan.....2011-13
Critser, Danny.....1983-84
Cron, Kevin.....2012-14
Crowder, Justin.....2001
Crows, Phil.....1958

Crows, J.R.....1945
Cullen, Mike.....1987
Curby, Quinn.....1913-14
Curry, Matt.....2009-10
Czerniejewski, Brad.....2019

D-D-D

Dahlberg, Kyle.....2002-05
Daniel, Milton.....1908-09, 11-12
Daniels, Kevin.....2013
Davidson, Parke.....1966-67
Davis, Austin.....2023
Davis, Barry.....1981-84
Day, Denny.....1982-83
Defee, Bill.....1965
Deslo, Dylan.....2014
Demel, Sam.....2005-07
Dennis, Hubert.....1932
Deokins, Scott.....1986-87
Dishman, Glenn.....1992-93
Dobbs, Bobby.....1962
Dobson, Joel.....1991-93
Dodd, O.A.....1910-11
Doherty, Shawn.....1984
Dollar, Toby.....1995-96
Donohue, Pete.....1920-21
Donovan, Paul.....1932-34
Dorsey, Floyd.....1928
Doty, Bill.....1952-53
Douglass, A.S.....1919-20
Dover, Jeff.....1997
Dow, Andy.....1984-85
Dowell, Lonnie.....1942
Dreschel, Charles.....1945
Driggers, Eddie.....1966-68
Drucke, Louis.....1909
Duckworth, Gene.....1974-76
Duckworth, Woodrow.....1938-40
Duer, Jake2023-present
Duffey, Jimmy.....2005-09
Duffie, Tyler.....2011-12
Dulin.....1919
Dunbar, Cody.....2007
Duncan, Jake.....2002-03
Duncan, Zach.....2003
Dunn, Ryan.....1995-97
Duran, German.....2004
Durham, Chad.....1999-01
Duvall, Jack.....1954
Dyess, Ben.....1937-38

E-E-E

Eddins, Ron.....1965
Eddy, Chris.....1991-92
Edwards, Steve.....1964-66
Eissler, Jake.....2017-19
Elander, Josh.....2010-12
Elkouri, Shaff.....2002-03
Ellington, Chris.....2008-09
Ellington, Steven.....2007-08
Elliott, Bill.....1949-51
Ellis, Chris.....1989
Emis, Hunter.....1957-59
Espineli, Eugene.....2004
Estrada, J.J.....2002-05
Ethridge, John.....1950-52
Etier, Mark.....1981-82
Evans, Travis.....2012-15

F-F-F

Fagnan, Jeremie.....2014-15
Farish, Dillon.....2006-08
Farmer, Craig.....1991-94
Farris, Gary.....1970
Faulkner, David.....1991
Fay, Ted.....1968-70
Featherston, Taylor.....2009-11
Feltman, Durbin.....2016-18
Fender, Dick.....1924
Ferguson, Bill.....1967-69
Ferguson, Shawn.....2005-06
Ferrell, Ken.....1974
Ferrell, Riley.....2013-15
Fertitta, John.....1984
Feser, Cohen.....2022
Few, Gary.....1972
Findlay, Robbie.....2003-04
Finnegan, Brandon.....2012-14
Firestone, Brad.....1988-91
Fis, Gary.....1970
Fitzgerald, Dylan.....2013-14
Flores, Tommy.....1979
Flowers, Craig.....1983-84
Flynn, Albert.....1929-30
Fontenelle, Cole.....2023
Ford, Don.....1952-53
Ford, Shelby.....2004-05
Forste, Robert.....1938
Fowler, Boob.....1920
Fox, Will.....2014
Franklin, Charles.....1958-60
Franks, Wallace.....1948-50

Frazier, Chris.....1998-01
Freeman, Jack.....1954-56
Frew, Dean.....2019
Frey, Nick.....2011-13
Frick, Bill.....1952-54
Friemel, Jake.....2005
Frizzell, Bonner.....1906-08
Fulenwider, Harold.....1936
Fullhart, Bill.....1946-48
Furnish, Brad.....2005-06
Furrow, Donald.....2006-07
Fusco, Ralph.....1974-75

G-G-G

Gage, Dick.....1967-69
Gaines, B.G.....1945
Gallagher.....1904-05
Gamm, Sam.....1920-22
Gardner, Josh.....2002
Garner, Eric.....1995-96
Garner, Pat.....1986
Garrison, Seth.....2008
Garza, Eric.....2014
Garza-Gongora, Beto.....1990-94
George, I.L.....1926
Gerrish, Paul.....2008-10
Gilbert, Terry.....1977-78
Givens, Eric.....2008
Godby, Kirk.....1984
Gonzales, Josh.....2012-13
Gonzales, Rode.....1957-58
Gonzalez, Paul.....1988-90
Goodloe, Bobby.....2019-22
Goodson, Tom.....1904
Gottsch, J.J.....1994
Gough, Leron.....1911
Grace, John.....1969-72
Grafe, Ryan.....2002-03
Gramly, Tommy.....1966
Grant, Jimmy.....1926-28
Granville, Chris.....1989-90
Graves, Norris.....1905
Graves, Jack.....1931-33
Graves, Norris.....1951-52
Green, Brody2022-present
Green, Haylen.....2017-21
Grieve, Tim.....1992-94
Griffin, Ed.....1929
Griffith, Charles.....1930
Grimland, Larry.....1969-71
Gooch, Drew.....2015-16
Groomer, Levi.....1999-00
Grost, Sunny.....1941
Grubbs, Howard.....1928-30
Guenther, Jake.....2019
Guillory, Preston.....2015-16
Gunter, C.B.....1914

H-H-H

Hackett, Justin.....2023
Hagar, Buster.....1973-75
Hailey, Bob.....1965
Haire, Jack.....1919-20
Haislip, J.C.....1911
Hale, Shadie.....1917-18
Hall, Jerome.....1968-70
Hamilton, Mark.....1989-00
Hamilton, Mike.....1999
Hanoian, Tristan.....2018
Hardgrove, Tom.....1989
Hardin, David.....1967
Hardin, Gary.....1967
Hargrave, David.....1988-89
Hargrove, Bo.....1979-80
Harper, Monty.....1963
Harrelson, Monroe.....1945-47
Harris, Cade.....1999-01
Harris, Jerry.....1960-61
Harris, Marshall.....1958-60
Harston, Dan.....1933-35
Hatcher, Justin.....2002-03
Hawes, Froggie.....1917
Hayes, Herbert.....1950
Hayes, Ted.....1951
Hays, Tim.....1979-80
Heinitz, Mark.....1979-81
Heiss, Chip.....1963-84
Hemby, Les.....1975-76
Henderson, Dion.....2018-19
Hendrix, Paul.....2013
Hennessey, Travis.....2013
Henry, Austin.....2019-21
Henson, Danny.....1982-83
Herrick, John.....1982-83
Heslin, Larry.....1975
Hesse, Mason.....2016-17
Hierholzer, Storm2021-present
Higgins, Kight.....1984-85
Hill.....1919
Hill, Drew.....2020-22
Hill, Hunter.....1920-30
Hill, Rex.....2016

Hill, Steve.....1974-76
Hill, Tommy.....1953-55
Hinojosa, Rick.....1991-92
Hinton, Grassy.....1930-32
Hirstine, John.....1931
Hobart, John.....1976
Hodges, Hunter2023-present
Hoelscher, Sean.....2008-09
Holaday, Bryan.....2008-10
Holland, Don.....1953-55
Hollan, Walter.....1925
Holle, Greg.....2008-10
Holmes, George.....1911
Holt, J.W.....1962-64
Honey, Bill.....1924
Hooper, Charles.....1914
Hooper, Richard.....1966-67
Hoosier.....1919
Hoover, Chase2023-present
Hoover, Herman.....1940
Hopkins, Mike.....1974
Hopkins, Thomas.....1912-13
Hornor, Durwood.....1938-40
Hornor, Mark.....1974-76
Hornor, Ron.....1982-83
Horton, Dalton.....2016-17
Hoskins, Boaz.....1934-35
Houk, Steve.....1976-78
Houser, Phil.....1983-84
Howard, Brian.....2014-17
Howe, Matt.....1996-98
Hudson, Bill.....1936
Hudspeth, Doug.....1978-79
Huffman, Chad.....2004-06
Huffman, Royce.....1996-99
Hughes, Mike.....1984
Humphreys, Max.....1942
Humphreys, Zach.....2017-21

I-I-I

Iles, Buddy.....1959-61
Ingersoll, Fisher2023-present
Ingraham, Austin.....2017
Isola, Alex.....2019

J-J-J

Jacks, Jimmy.....1933-35
Jackson, Bubba.....1985-86
Jackson, Ransom.....1945
Jackson, Spencer.....2005
Janczak, Jared.....2016-19
Jerome, Clayton.....2001-04
Johns, Kelly.....1991-93
Johnson, Axel.....2012-13
Johnson, Brett.....2011-13
Johnson, Chris.....2007
Johnson, David.....1996
Johnson, Rob.....1990-92, 94
Johnson, Ryan.....2016
Johnstone, Frank.....1971-74
Jones, Cody.....2013-15
Jones, Freddy.....1962-64
Jones, James.....1945-46
Jones, Keaton.....2012-15
Jones, Kevin.....1988-89
Jones, Rob.....1986-89
Jordan, Charlie.....1956-57
Jordan, Rob.....1988-89
Jordan, Zac.....2010-12
Joyner, Hubert.....1945-46
Justice, Cliff.....1960-61
Justice, Mike.....1964-65

K-K-K

Kazmierski, Mickey.....1983-84
Keefer, Andrew.....2019
Kelly, Walker.....2009-10
Kennard, Darin.....1984
Kerr, Blair.....1909-10
Kervin, Bryan.....2006-08
Key, Harold.....1957-58
Key, Joey.....1977-80
Kies, Chris.....1976-77
King, Charles.....2017-21
King, Don.....1945
King, Harvey.....1950-52
Kinnard, Franklin.....1904-05
Kinzy, Slim.....1932-34
Kipper, Jordan.....2014
Klecker, Kole2023-present
Knoerr, Keith.....1996-97
Knox, Kerry.....1986-89
Knust, Randy.....1980-82
Koch, Carl.....1948-49
Kodros, John.....2020-21
Kramer, Richard.....1946-48
Kreder, Teddy.....2007
Krob, Austin.....2020-22
Kruciak, Greg.....1976
Kveton, Larry.....1962-64

ALL-TIME LETTERWINNERS

L-L-L

Ladusau, Tom.....	1972-73
LaFlair, Jay.....	1997-98
Laidley, Kemp.....	1991-93
Lamar, Chuck.....	1977-78
Lamonica, Tom.....	1909-11
Landestoy, Michael.....	2015-18
Laner, Paul.....	1941
Lassiter, Jim.....	1974-77
Lauritsen, Erik.....	1998
Lawrence, Jimmy.....	1934-36
Lee, Derek.....	1994-97
Lee, Gary.....	1962
Lee, Roger.....	1982
LeFevre, Biff.....	1977-78
Leiss, Chris.....	1979-82
Lester, Darrell.....	1934-35
Levens, Rob.....	1984
Levy, Forrest.....	1923-26
Lewis, Will.....	2002-03
Lindsey, Jack.....	1977-78
Linne, Aubrey.....	1936-37
Livsey.....	1922
Lockwood, Tyler.....	2007-10
Lodolo, Nick.....	2017-19
Loeffler, Scott.....	1987, 89
Logan, Warren.....	1933-34
Long, Jeff.....	1981-82
Long, Jim.....	1967-68
Loomey, Bill.....	1949-51
Loney, Don.....	1938-40
Losa, Mike.....	1988-90, 92
Lovvorn, Garland.....	1922-25
Lozo, Frank.....	1933-35
Lundeen, Jared.....	2002-03
Lunsford, Sam.....	1995-98
Luttrell, Mike.....	1972-73
Lyde, Frank.....	1957

M-M-M

Macha, Erick.....	1999-01
Machemel, Chuck.....	1967-68
Macieck, Marvin.....	1963-64
Macko, Mike.....	1991-92
Madsen, Aaron.....	1998
Malone, Scott.....	1990-92
Manto, Taldon.....	1934-36
Marion, Mike.....	1970
Mariz, Steve.....	1980-81
Marley, Calvin.....	2023
Marshall, Eric.....	2008-10
Marshall, Jonathan.....	2001-02
Mathes, Ed.....	1950-51
Matthews, Don.....	1960
Matthews, Rags.....	1927-28
Mattinson, Les.....	1953-55
Mattson, Braden.....	2012
Mausier, Tim.....	1986-88
Maxey, Merlin.....	1962

Maxwell, Logan.....	2022-present
Maxwell, Steven.....	2007-11
Maxwell, Willie.....	1956-58
Mayfield, Jim.....	1954-55
Maynard, Rhett.....	2020-21
McAdams, Billy.....	1962-63
McCart, Mickey.....	1967-68
McCaslin, Steve.....	1986
McClure, Ben.....	1946-49
McClure, Jason.....	1992-95
McDulom, Joe.....	1912
McCurdy, Jeff.....	1995-96
McDaniel, Bob.....	1954-56
McDaniel, Chili.....	1920-22
McElroy, Pat.....	1972-73
McFarland, Billie.....	1911-12
McGough, Tim.....	2004-05
McGuirk, Matt.....	2005-08
McHenry, Bob.....	1942
McKown,.....	1919-22
McKown, Jim.....	1914
McLain, Greg.....	1972
McLain, Ronnie.....	1969-65
McLamore, Eric.....	1999
McNamara, Joe.....	1914-15
Meador, Jacob.....	2020-21
Meadows, Jay.....	1985
Means, Ricky.....	1973-75
Medlin, Brett.....	2008-09
Meeks, Chris.....	2002-03
Merck, Caleb.....	2009-12
Mercurio, Rely.....	2010-11
Merrill, Ryan.....	2016-17
Meyer, David.....	1994-97
Meyer, Dutch.....	1918-21
Meyer, Greg.....	1978-81
Meyer, L.D.....	1935-37
Mihlbauer, Augie.....	2018-22
Miles, Eldridge.....	1953-54
Millay, Gavin.....	1993-95
Millender, Donnie.....	1983-84
Miller, Erik.....	2009-11

Miller, Fred.....	1932-33
Miller, Jim.....	1965
Miller, Rex.....	1953
Mills, Gray.....	1962
Mitchell, Andrew.....	2011-13
Mock, Jon.....	1991-93
Mokry, Clint.....	2002-04
Monahan, Rod.....	1969-71
Monroe, Glenn.....	1968-70
Monroe, L.A.....	1942
Montgomery, Vic.....	1935-37
Moody, Jim.....	1980
Mooney, Shaun.....	1977-79
Mooney, Terry.....	1986-89
Moore, Doug.....	1960-61
Moore, Greg.....	1981
Moore, Melbourne.....	1928
Moore, Mike.....	1987-88
Morgan, Johnny.....	1984-85
Morris, Trey.....	2017-18
Morrison, Preston.....	2012-15
Morrison, Wayne.....	1967-69
Morton, Roy.....	1909-11
Moseley, Arthur.....	1938
Moses, Ramon.....	2000-04
Moses, Steve.....	1995-96, 98
Mouldin, Ben.....	1904-05
Mousoudakis, Jimmy.....	1997-99
Mullins, Harry.....	1945-47
Murphy, David.....	1976-77
Musslewhite, Stuart.....	2005
Myers, Wallace.....	1932-34

N-N-N

Neele, Joe.....	1901-04
Neeley, Ron.....	1967
Nelson, Greg.....	1984-85
Nelson, John.....	1914-16
Nemecek, Jerry.....	1989
Nesloney, Ryan.....	2002-05
Neuman, Chris.....	2003-04
Newburn, Patrick.....	2001-03
Newman, Jeff.....	1968-70
Newton, Bob.....	1958-60
Newton, Stan.....	1998-01
Nolan, James.....	1947-50
Notary, James.....	2018-19
Novay, David.....	1977-80
Nowell, Teddy.....	2011
Nunez, Elijah.....	2021-23

O-O-O

O'Brien, Davey.....	1937-38
Odeil, Derek.....	2012-15
Odle, Jack.....	1939
Odum, Clayton.....	1986-89
Oglvie.....	1919
Ohnoutka, Brian.....	1983-85
Oliver, Connor.....	2022
Oliver, Warren.....	1981
Olmstead, Walter.....	2000-02
Olsson, Jon.....	1965-66
O'Neal, Richard.....	1955-56
Ontiveros, Rudy.....	2001
O'Roark, Walter.....	1954
Osentowski, Chris.....	2002-03
Oviedo, Adam.....	2018-19
Owen, Brad.....	1988-89
Owens, Ed.....	1974-76
Owens, Randy.....	1974-75

P-P-P

Pack, Ryan.....	2005-06
Page, William.....	1998-99
Parker, Caedmon.....	2022
Parker, David.....	1965-66
Parker, Mat.....	1996
Parrish, Colton.....	2018
Parrish, Lowell.....	1928
Paschal, Al.....	1954-56
Paul, Ronnie.....	1965-66
Pearson, Braxton.....	2021-22
Peebles, Pat.....	1963-65
Peel, Larry.....	1968-69
Pena, Jerome.....	2010-11
Pennington, Walker.....	2014
Pereira, Eddie.....	1980-81
Perez, Marcelo.....	2019-22
Perلمان, Joel.....	1982-83
Perme, Tom.....	1953
Perovich, George.....	1952-53
Perry, Chase.....	2004-07
Peters, Rick.....	1990-91
Petersen, Don.....	1979-80
Petrie, Michael.....	2022
Pharr, Jimmie.....	2008-11
Phillips, Dane.....	1999
Phillips, Ron.....	1965
Phillips, Steve.....	1975
Pierce, Glen.....	1978-79, 81-82
Plumleigh, Charlie.....	1982-83
Plunkett, Zack.....	2015-16

Pohluda, D.J.....	2004
Pollard, Harold.....	1955-58
Powell, Danny.....	1952-53
Price, Jason.....	2000-01
Purke, Matt.....	2010-11

Q-Q-Q

Quick, Charles.....	1955-57
Quiery, J.A.....	1910-11

R-R-R

Rafferty, Brian.....	1985
Ralston, Al.....	2013
Ramsey, Mike.....	1984-85
Randle, E.R.....	1910
Ray, Johnny.....	2020-21
Ray, Randy.....	1970-71
Read, Darrell.....	1958-60
Read, Harold.....	1963-64
Reed, Jeff.....	2000, 02
Reynolds, Don.....	1961-63
Reynolds, Phil.....	1960-61
Reynolds, Sammy.....	1963-64
Richardson, Tommy.....	1965-67
Richardson, Tre.....	2023
Rickard, Rick.....	1968-70
Ridenour, Ryan.....	1998
Ridings, River.....	2021-23
Ringnald, Scott.....	1979-80
Riordan, Tom.....	1973-76
Rivera, Brance.....	2009-12
Rivera, Rudy.....	2000-01
Rizer, Johnny.....	2018-19
Roach, Walter.....	1936-37
Roark, Alf.....	1932
Roberts, Darrin.....	1936-38
Robinson, Levi.....	2002
Robson, Adam.....	1993-94
Rockwell, Keith.....	1995
Rodriguez, Louis.....	2023-present
Rodriguez, Randall.....	1979-80
Rodgers, Gray.....	2020-22
Rogers, Brad.....	1998-00
Rogers, John.....	1955
Rojas, Luis.....	1980-81
Rosellini, Danny.....	1977-78
Rose, Melzer.....	1950-51
Roseborough, Larry.....	1958-60
Rozelle, George.....	1929
Routh, Jim.....	1965-67
Rudis, Mark.....	1991-92
Rudis, Matt.....	2019-20
Rutherford, Charles.....	1960
Rutherford, Scott.....	1919-20
Rutledge, James.....	1958-59
Ryan, Reese.....	1996-97
Ryan, Reid.....	1992-94

S-S-S

Sacco, Tommy.....	2020-22
Saenz, Chris.....	2003-04
Sain, Ed.....	1929-30
Salim, Mike.....	1950-52
Sanders, Bobby.....	1963-64
Savage, Luke.....	2021-23
Scarborough, Mike.....	1998
Scharf, Justin.....	2012-13
Schmidt, Don.....	1960-62
Schmidt, Rick.....	1967
Schmucker, Dave.....	1980
Schultz, Aaron.....	2009-11
Scott, Fred.....	1923-25
Sears, Rene.....	1951
Segarra, Ismael.....	1997-98
Seidenberger, Trevor.....	2013
Selman, J.D.....	1957
Senn, Perry.....	1973-74
Serben, John.....	1962-63
Serviente, Glenn.....	1985-86
Settle, Mike.....	2000-03
Sewell, Ronnie.....	1917-18
Seybold, Elmer.....	1936
Shaddix, Jeff.....	1997-98
Shafer, Jeff.....	1983-84
Sharp, M.R.....	1989-97
Shaw, Bob.....	1969-71, 73
Shebesta, James.....	1970
Shellburn, David.....	1981-82
Shelley, John.....	1975-78
Shelton, Bob.....	1959-61
Shepherd, Conner.....	2018-21
Shipes, Chad.....	1990
Shoemaker, Kyle.....	2002-03
Shoemaker, Worth.....	1912-13
Shofner, Jim.....	1956-57
Shope, Cruz.....	2020-21
Shope, Jared.....	1989-91
Shoptaw, Britt.....	1989-91
Shotwell, Bennett.....	1959-60
Sikes, Phillip.....	2020-21
Silva, Anthony.....	2023-present
Silva, Mark.....	1996-99

Skelton, Will.....	2005
Skipper, Cecil.....	1960-62
Skoug, Evan.....	2015-17
Sloan, Braeden.....	2023-present
Sloan, Caleb.....	2018-20
Smith, Casey.....	1995-96
Smith, Clint.....	1996
Smith, Fred.....	1947-49
Smith, Kerby.....	1994-95
Smith, Russell.....	2018-21
Snapp, E.....	1910
Snow, Paul.....	1939-41
Sorey, Lex.....	1911
Sorrels, Paul.....	1939-41
Sparks, Connie.....	1940
Speaker, Jacob.....	2021
Speaker, Mason.....	2020-23
Spencer, Charles.....	1953-55
Spenrath, Reed.....	2022
St. Laurent, Caleb.....	2012
Stamp, Steve.....	1980-81
Stancoff, George.....	1960-61
Standfield, S.....	1910
Stanek, Shawn.....	1993-94
Stanley, Jeff.....	1989
Stanton, Jimmy.....	1933
Stapleton, Jim.....	1952-54
Stark, Stuart.....	1984
Starratt, Kyle.....	2011
Steadman, Oran.....	1928
Steffins.....	1904
Steglich, Corey.....	2006-09
Steinhagen, Dane.....	2015-16
Stell, Otis.....	1931
Stephens, Sean.....	2003-04
Stephens, Wayne.....	1984-85
Stapp, Wade.....	1950-52
Sterling, Charles.....	1965
Stewart, Mike.....	1964-66
Stewart.....	1914
Stone, Steve.....	1985-88
Stoutenborough, Sam.....	2023
Stratton, Abby.....	1965-67
Strickland, Mark.....	1982-85
Strong, Bill.....	1915
Suiter, Jerrick.....	2012-14
Swaim, Johnny.....	1950-52
Sypert, J.R.....	1897-99

T-T-T

Takahasi, Barry.....	1997
Tankersly, Dennis.....	1939-41
Tankersly, Lawrence.....	1923-25
Tankersly, Paul.....	1937-39
Tankersly, Ralph.....	1939-41
Taylor, Allan.....	1986
Taylor, Brayden.....	2021-23
Taylor, Ellis.....	1933
Taylor, Gene.....	1926
Taylor, Harry.....	1924-27
Tawwater, Darren.....	1993-94
Teakell, Trey.....	2012-15
Teplansky, Hunter.....	2022
Terry, David.....	1959-61
Thannisch, Lester.....	1911-12
Thoma, Scott.....	1989
Thomas, Gray.....	2022
Thomas, Nate.....	2004
Thompson, Bart.....	1965
Thompson, Kenny.....	2004
Thompson, Preston.....	1975-78
Thompson, Sam.....	2020-22
Thompson, Shawn.....	1997-00
Thomsen, Chris.....	1991
Thorpe, Darren.....	1986, 89-90
Tombrella, David.....	2000-01
Tomlin, Reuben.....	1975-78
Torres, Jimmy.....	1970-73
Trad, Ken.....	1966

Traeger, Jax.....	2023-present
Traver, Mitchell.....	2015-17
Treiglauff, Brian.....	2014-16
Troholz, Terry.....	2001-03
Trout, Steven.....	2006-07
Turner, Dick.....	1968-70
Turner, Gene.....	1927-29
Turner, John.....	1991-93
Turner, Kellus.....	1923-24
Turner, Mike.....	1971-72, 74-75
Turner, Phil.....	1971-74
Twardowski, Danny.....	1976-76
Twardowski, Jimmy.....	1982-83
Tyson, P.L.....	1910

U-U-U

Underwood, Chad.....	2004-05
Utley, Chad.....	1976

V-V-V

Vail, Tommy.....	2022
Vandervolk, Ross.....	1940-41
Van Hook, Kyle.....	1978-79

W-W-W

Wade, Austen.....	2015-17
Wagner, Scott.....	1981-82
Wakefield, R.....	1909-10
Walker, Andrew.....	2005-07
Walker, Bernard.....	1985-86
Walker, Brett.....	2022
Walker, Buster.....	1928-30
Walker, Elbert.....	1932-34
Walker, Jim.....	1958-60
Walker, Jimmy.....	1964-65
Walker, Val Joe.....	1983
Wallace, Brad.....	1993-96
Wallace, David.....	1996-97
Wallace, Earl.....	1969-71
Wallace, Flint.....	1994-96
Wallin, Horace.....	1928-30
Walls, Willie.....	1935-37
Walrath, Jay.....	1962-64
Walter, Ryan.....	1996-97
Walters, Hubert.....	1945-48
Walters, John.....	1949
Wanhanen, Connor.....	2015-18
Ward, Tricky.....	1923-25
Warner, Cam.....	2016-17
Warwick, Carl.....	1956-57
Washington, John.....	1924-27
Watkins, Austen.....	2001
Watley, Russell.....	1942
Watson, Josh.....	2016-19
Weems, Ryan.....	2002-04
Weik, Joe.....	2010-11
Wells, Gary.....	1987-88
Wheaton, Mike.....	1979-80
White, Bob.....	19

LEGENDS OF TCU

Record By Years			
Yr.	Overall	Conf.	Finish
Coach: Unknown			
1896	4-0-1	-	-
Coach: Alexander Easley (2-4-0)			
1897	2-4-0	-	-
Coach: Unknown			
1898	1-0-0	-	-
1899	1-1-0	-	-
1900	2-0-0	-	-
1901	2-0-0	-	-
1902	0-2-0	-	-
1903	7-3-0	-	-
1904	7-5-0	-	-
1905	10-3-0	-	-
1906	10-3-0	-	-
Coach: Ellis Hardy (57-18-4)			
1907	9-9-0	-	-
1908	20-6-2	-	-
1909	18-2-2	-	-
1910	10-1-0	-	-
Coach: M. Baldwin (8-6-0)			
1911	8-6-0	-	-
Coach: H.W. Lever (13-13-0)			
1912	13-13-0	-	-
Coach: William Nance			
1913	17-5-1	-	-
Coach: F.M. Cahoon			
1914	6-1-0	-	-
Coach: Fred Moore (1-11-0)			
1915	1-11-0	-	-
Coach: E.Y. Freeland (9-7-0)			
1916	9-7-0	-	-
Coach: Unknown			
1917	6-4-0	-	-
1918	9-4-0	-	-
Coach: F.M. Cahoon (27-11-2)			
1919	10-4-0	-	-
1920	11-6-2	-	-
Coach: William Nance (86-28-3)			
1921	20-2-0	-	-
1922	15-0-0	-	-
1923	13-11-0	2-10-0	7th
1924	12-7-0	11-7-0	2nd
1925	9-3-2	9-3-0	2nd
Coach: Dutch Meyer			
1926	13-11-0	8-3-0	3rd
1927	14-4-0	14-4-0	4th
1928	7-13-0	6-12-0	4th
1929	7-13-0	7-12-0	4th
1930	13-5-0	13-5-0	2nd
1931	1-9-1	1-9-1	6th
1932	6-4-0	6-4-0	3rd
1933	9-2-0	9-1-0	1st
1934	8-6-0	6-6-0	3rd
Coach: Raymond Wolf (17-21-1)			
1935	8-11-1	4-7-0	4th
1936	9-10-0	8-7-0	3rd
Coach: Howard Grubbs (15-31-0)			
1937	7-9-0	6-9-0	4th
1938	3-11-0	3-11-0	5th
1939	5-11-0	5-11-0	t-4th
Coach: Walter Roach			
1940	5-10-0	4-10-0	5th
1941	1-14-0	1-14-0	6th
1942	2-13-0	2-12-0	6th
Coach: Dutch Meyer			
1945	7-4-0	7-4-0	2nd
Coach: Walter Roach (92-164-2)			
1946	3-15-0	3-12-0	6th
1947	3-12-0	3-12-0	6th
1948	8-13-0	1-13-0	6th
1949	6-14-0	4-11-0	5th
1950	14-9-0	7-8-0	4th
1951	10-11-0	8-7-0	3rd
1952	13-12-0	8-7-0	3rd
1953	7-15-0	2-11-0	6th
1954	12-13-0	8-7-0	3rd
1955	8-13-2	2-13-2	6th

TCU DIAMOND - 1962-2002

The 2002 season marked the end of an era for TCU baseball, as the Horned Frogs said goodbye to one of the most unique college baseball facilities in the country, the TCU Diamond. The diamond opened in the spring of 1962. The Horned Frogs closed their 41st and final season at TCU Diamond with a 6-3 win over UT-Arlington on May 14, 2002.


Located in the heart of the TCU campus and nestled into the leeward side of a hill to the south, the TCU Baseball Diamond was a beautiful and functional facility offering optimum playing and wind conditions. Batters facing opposing pitchers to the east had a little trouble picking up the ball as it came out of the Horned Frogs' version of the "Green Monster," a large concrete retaining wall in center and left center field.

One of the more difficult places for opponents to play, the Frogs owned a record of 867 wins, 605 losses and eight ties overall for a winning percentage of .589 in their 41 years at the historic ballpark. Dressing facilities were located in nearby Amon G. Carter Stadium and bleacher seating accommodated up to 1,500 fans.

The TCU Diamond underwent extensive cosmetic surgery prior to the 1991 season that included \$100,000 in renovations. TCU's old

bermuda grass was replaced by Tiff 14, the same grass used by the Texas Rangers at The Ballpark in Arlington. The infield was leveled and a red brick wall, a la Wrigley Field, was erected from dugout to dugout. The visitor (along the third-base line) and home dugouts were lengthened and deepened, providing ample space and a much improved look. Extended foul poles were added as well as artificial turf in the batting cages.

Home plate was 390 feet from straight center field, 330 feet down the left field line and 320 feet to right field. A 12-foot fence corralled left and right field.



TCU Diamond was the site of some great college baseball action over the years, proven by the fact that 52 players who graced 2001 Major League Baseball roster had played at the historic ballpark during some point in their amateur careers. Among those major leaguers who played at TCU Diamond are: Jeff Zimmerman (TCU), Lance Berkman (Rice), Jose Cruz, Jr. (Rice), Chuck Knoblauch (Texas A&M) and Greg Swindell (Texas).

HEAD COACH LANCE BROWN

On June 17, 2003, Lance Brown announced his retirement and the TCU baseball program said goodbye to its mentor of the previous 17 seasons. After four years as a pitching coach at Rice, Brown returned to his alma mater in 1987 to become the school's eighth coach since 1940.

When Brown took over the program, the first step he took was to teach the Horned Frogs how to win consistently. By 1994, Brown had the Frogs doing just that. They not only won consistently, but they did things that had not been done at TCU since Brown had starred as a Horned Frog pitcher in the early 1960s.

En route to a school-record 38 wins in 1994, the Frog diamond men won their first Southwest Conference regular season title since 1972 and first outright crown since 1956. They also received their first NCAA Tournament berth since 1956, where they recorded the school's first tournament win, an 11-3 triumph over Memphis in Stillwater, Okla. The successful season earned Brown Regional Coach of the Year accolades by the American Baseball Coaches Association.

In 1996, Brown reached the first milestone of many in his career. Needing only 26 victories to pass his former coach, Frank Windegger, for career victories, he accomplished the feat April 21, 1996,

with a 14-4 defeat of the Houston Cougars, giving him 299 career victories.

In his final season with the Frogs, Brown led the team to a successful inaugural season in TCU's new Lupton Stadium and Williams-Reilly Field. His team put up a 35-22 record and finished second in the Conference USA standings with a 22-8 conference mark. He also reached two more milestones in his career during the 2003 campaign. With a 5-2 victory over the Houston Cougars on March 29, Brown won his 500th game. He also earned his 200th conference victory on April 11 in a 1-0 win at UAB.

Brown fell 12 games shy of 1,000 games coached and ended his career with a 517-471 (.523) overall record and a 214-225 (.487) conference record. He earned Southwest Conference Coach of the Year honors twice, once in 1991 and again in 1994.

He has watched numerous players prosper under his tutelage. In all, 40 players were drafted in the first-year draft, including Texas Ranger Jeff Zimmerman, while five others

went on to play in the major leagues. Fifty-one of his athletes were named to all-conference teams and seven earned second- or third-team All-American honors.



LEGENDS OF TCU


HEAD COACH FRANK WINDEGGER



Lance Brown stands with his former coach, Frank Windegger, as the No. 30 worn by Windegger is retired.

Former TCU player, coach and athletic director, Frank Windegger is the only Horned Frog to have his baseball jersey retired. Windegger's No. 30, which he wore for 14 years as head coach from 1962-1975, was retired April 28, 1998. The jersey currently hangs in the Heritage Center and in the alumni suite in Lupton Stadium.

During Windegger's 14-year tenure as TCU head coach, the Horned Frogs won four Southwest Conference baseball championships (1963, 1966, 1967, 1972) and finished as runner-up three times (1968, 1969, 1973). The Frogs set a number of school records during their run of success, including a string of 13 consecutive wins in 1963. Along the way, the Frogs won 298 games, lost 166 and tied one for a .641 winning percentage, a mark that still ranks amongst the nation's coaching elite.



Frank Windegger played for the Horned Frogs from 1954-56.

In 1963, just one year after taking over the baseball program, Windegger made history by becoming the youngest coach ever to win a SWC title in any sport with a 12-4 conference mark. In 1972, he was voted the NCAA District VI and SWC Coach of the Year, tying for the league title with a 12-6 mark and an overall 29-13 record.

After leaving the dugout, Windegger served as TCU's Director of Athletics for 23 years. He retired in August 1997.

HEAD COACH DUTCH MEYER

One of the most unique stories in the history of Horned Frog baseball is that of coach Dutch Meyer. A four-year letterman in both baseball and football at TCU, Meyer guided the Frogs' baseball fortunes from 1926 to 1934, during which time he compiled a record of 76-68-1 and captured TCU's first SWC baseball title in 1933.

Meyer took over as the Frogs' head football coach in 1934 and served in that capacity until 1953, although he returned to the diamond in 1945 for one season as the skipper. Meyer was named the Director of Athletics in 1950, but continued to coach until 1954. He was drawn back into the baseball coaching ranks



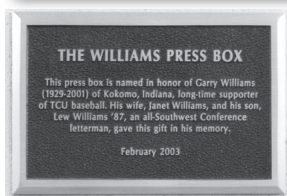
in 1956 for a brief two-year stint in the dual roles.

It was during the 1956 season that Meyer led the Horned Frogs to the SWC championship and the school's first appearance in the NCAA baseball tournament.

Meyer finished his career with an overall won-loss mark of 106-83-1 (.558) and a conference record of 92-75-1 (.548).

Meyer served as the Director of Athletics for 13 years before retiring in 1963. TCU lost a legend on Dec. 3, 1982, when he passed away at the age of 84.

GARY WILLIAMS



The only honorary letter-winner in TCU baseball history is Gary Williams. A dear friend of the Horned Frog baseball program, he passed away on Dec. 7, 2001.

Through his generosity and relentless efforts, Williams was responsible for many of the improvements that have paved the way for the TCU baseball program, the athletic department and the university's return to national prominence.

One of the many financial contributions made by Williams to

Horned Frog baseball was the installation of the scoreboard and flag poles at TCU Diamond. The foul poles now grace the grounds at Lupton Stadium. Williams also contributed many of the old park's upgrades, including new dugouts, backstop, press box and sound system. Additionally, Williams donated the Frogs' media guides and scorecards for many years, making TCU baseball more enjoyable for fans, players and everyone associated with the program.

In honor of Williams' tireless contributions to Horned Frog baseball, the press box at Lupton Stadium bears his name.

Yr.	Overall	Conf.	Finish
Coach: Dutch Meyer (111-83-1)			
1956	18-8-0	13-2-0	1st
1957	8-4-0	8-4-0	2nd
Coach: Clyde McDowell (27-54-2)			
1958	6-12-0	4-9-0	5th
1959	11-13-0	4-10-0	6th
1960	3-13-2	3-11-0	5th
1961	7-16-0	6-8-0	t-4th
Coach: Frank Windegger (298-168-2)			
1962	12-11-0	6-9-0	4th
1963	21-4-0	12-3-0	t-1st
1964	11-12-0	5-8-0	4th
1965	12-13-0	4-11-0	6th
1966	21-9-1	9-6-0	t-1st
1967	20-9-1	10-5-0	t-1st
1968	20-9-0	13-5-0	2nd
1969	22-8-0	9-6-0	2nd
1970	17-15-0	9-8-0	4th
1971	22-19-0	9-8-0	4th
1972	29-13-0	12-6-0	t-1st
1973	31-12-0	12-7-0	2nd
1974	31-17-0	14-10-0	3rd
1975	29-17-0	12-12-0	3rd
Coach: Roger Williams (22-24-0)			
1976	22-24-0	8-15-0	8th
Coach: Willie Maxwell (148-172-6)			
1977	22-22-1	9-13-1	7th
1978	17-29-1	7-17-0	8th
1979	21-24-0	7-17-0	8th
1980	19-28-2	7-14-0	7th
1981	27-19-0	9-12-0	6th
1982	16-25-2	4-15-1	8th
1983	26-25-0	6-15-0	7th
Coach: Bragg Stockton (91-68-0)			
1984	25-22-0	6-15-0	t-7th
1985	35-17-0	9-12-0	6th
1986	31-29-0	5-16-0	t-7th
Coach: Lance Brown (517-471-0)			
1987	24-35-0	4-17-0	8th
1988	27-32-0	8-13-0	5th
1989	37-22-0	7-14-0	t-6th
1990	27-32-0	4-17-0	8th
1991	34-25-0	10-11-0	t-4th
1992	25-30-0	14-22-0	6th
1993	34-22-0	5-13-0	6th
1994	38-22-0	14-4-0	1st
1995	27-29-0	11-13-0	5th
1996	34-33-0	11-13-0	t-4th
1997	26-27-0	15-15-0	2nd
1998	33-23-0	18-11-0	2nd
1999	32-26-0	19-10-0	2nd
2000	22-34-0	12-18-0	5th
2001	32-28-0	21-15-0	3rd
2002	30-29-0	19-11-0	3rd
2003	35-22-0	22-8-0	2nd
Coach: Jim Schlossnagle (734-346-0)			
2004	39-26-0	19-11-0	4th
2005	41-20-0	20-10-0	t-2nd
2006	39-23-0	17-5-0	1st
2007	48-14-0	20-3-0	1st
2008	44-19-0	19-5-0	1st
2009	40-18-0	15-5-0	1st
2010	54-14-0	19-5-0	1st
2011	43-19-0	20-3-0	1st
2012	40-22-0	18-6-0	t-1st
2013	29-28-0	12-12-0	t-6th
2014	48-18-0	17-7-0	2nd
2015	51-15-0	18-5-0	1st
2016	49-18-0	15-9-0	3rd
2017	50-18-0	16-8-0	T-1st
2018	33-23-0	10-13-0	6th
2019	34-28-0	11-13-0	T-6th
2020	11-4-0	-	-
2021	41-19-0	17-7-0	T-1st
Coach: Kirk Saarloos (82-46-0)			
2022	38-22-0	16-8-0	1st
2023	44-24-0	13-11-0	T-4th

Bold indicates regular season conference championships.