

2023 TCU HORNERD FROGS BASEBALL

TCU Horned Frogs (10-9, 1-2 Big 12) vs. Abilene Christian Wildcats (16-4, 5-1 WAC)

GAME DAY INFORMATION

Location: Fort Worth, Texas

Field: Lupton Stadium

TV: Big 12 Now on ESPN+

Audio: KTCU 88.7 FM

Live Stats: GoFrogs.com

Live Video: WatchESPN.com

Twitter: @TCU_Baseball **Instagram:** @TCUBaseball

Facebook: www.facebook.com/TCUBaseball

2022 SCHEDULE (All times central)

FEBRUARY (5-3, 0-0 Big 12)

17	vs. #10 Vanderbilt (FloSports.TV)*	W, 11-4
18	vs. #8 Arkansas (FloSports.TV)*	W, 18-6
19	vs. Missouri (FloSports.TV) ^	L, 8-9 (10)
22	UT Arlington	W, 7-3
24	Florida State (Big 12 Now on ESPN+)	L, 1-10
25	Florida State (Big 12 Now on ESPN+)	L, 8-10
26	Florida State (Big 12 Now on ESPN+)	W, 3-2
28	@ Dallas Baptist (DBUPatriots.com)	W, 4-1 (12)

MARCH (5-6, 1-2 Big 12)

3	vs. Michigan! (AT&T SportsNet SW)	W, 6-0
4	vs. #14 Louisville! (AT&T SportsNet SW)	L, 2-3
5	vs. Rice! (AT&T SportsNet SW)	W, 7-0
7	UT Arlington (Big 12 Now on ESPN+)	L, 7-8
10	San Diego (Big 12 Now on ESPN+)	L, 2-14
11	San Diego (Big 12 Now on ESPN+)	W, 3-1
12	San Diego (Big 12 Now on ESPN+)	W, 5-4
14	@ Texas State (ESPN+)	L, 4-8
17	@ Oklahoma* (Big 12 Now on ESPN+)	W, 13-5
18	@ Oklahoma* (Big 12 Now on ESPN+)	L, 1-3
19	@ Oklahoma* (Big 12 Now on ESPN+)	L, 5-7
21	Abilene Christian (Big 12 Now on ESPN+)	6 p.m.
22	Northwestern (Big 12 Now on ESPN+)	6 p.m.
24	Kansas* (Big 12 Now on ESPN+)	6:30 p.m.
25	Kansas* (Big 12 Now on ESPN+)	2 p.m.
26	Kansas* (Big 12 Now on ESPN+)	1 p.m.
28	@ UT Arlington	6:30 p.m.
31	@ Texas Tech* (Big 12 Now on ESPN+)	6:30 p.m.

APRIL (0-0, 0-0 Big 12)

1	@ Texas Tech* (Big 12 Now on ESPN+)	2 p.m.
2	@ Texas Tech* (Big 12 Now on ESPN+)	2 p.m.
4	@ Tarleton	6:30 p.m.
6	Oklahoma State* (Big 12 Now on ESPN+)	6 p.m.
7	Oklahoma State* (ESPN+)	8 p.m.
8	Oklahoma State* (Big 12 Now on ESPN+)	4 p.m.
11	@ Abilene Christian (ESPN+)	6:05 p.m.
14	UNC Wilmington (Big 12 Now on ESPN+)	5 p.m.
15	UNC Wilmington (Big 12 Now on ESPN+)	4 p.m.
16	UNC Wilmington (Big 12 Now on ESPN+)	1 p.m.
18	Lamar (Big 12 Now on ESPN+)	6 p.m.
21	@ West Virginia* (Big 12 Now on ESPN+)	5:30 p.m.
22	@ West Virginia* (Big 12 Now on ESPN+)	3 p.m.
23	@ West Virginia* (Big 12 Now on ESPN+)	Noon
25	Dallas Baptist (Big 12 Now on ESPN+)	6 p.m.
28	Texas* (ESPN+)	6 p.m.
29	Texas* (ESPN+)	6 p.m.
30	Texas* (Big 12 Now on ESPN+)	1 p.m.

MAY (0-0, 0-0 Big 12)

2	UTRGV (Big 12 Now on ESPN+)	6 p.m.
5	Cal State Fullerton (Big 12 Now on ESPN+)	6:30 p.m.
6	Cal State Fullerton (Big 12 Now on ESPN+)	4 p.m.
7	Cal State Fullerton (Big 12 Now on ESPN+)	1 p.m.
12	Baylor* (Big 12 Now on ESPN+)	6:30 p.m.
13	Baylor* (Big 12 Now on ESPN+)	4 p.m.
14	Baylor* (Big 12 Now on ESPN+)	1 p.m.
16	Texas State (Big 12 Now on ESPN+)	6 p.m.
18	@ Kansas State* (Big 12 Now on ESPN+)	6 p.m.
19	@ Kansas State* (Big 12 Now on ESPN+)	6 p.m.
20	@ Kansas State* (Big 12 Now on ESPN+)	4 p.m.

* - Big 12 game

^ - Higginbotham College Baseball Showdown - Arlington, Texas

! - Houston College Classic - Houston, Texas

All times Central

TCU HORNERD FROGS

Record: 10-9

Home Record: 4-4

Big 12: 1-2

Head Coach: Kirk Saarloos

ABILENE CHRISTIAN WILDCATS

Record: 16-4

Away Record: 2-1

WAC: 5-1

Head Coach: Rick McCarty

GAME INFORMATION

Tuesday • March 21 • 6 p.m.

Chase Hoover

vs.

Blake Anderson

TCU NOTABLES

- TCU dropped a 2-1 series at Oklahoma in the opening weekend of conference play. The Frogs won the opener on Friday night before dropping the final two.
- TCU ranks eighth in the Big 12 with a .264 average and fifth with a 4.40 ERA.
- TCU hit four home runs over the weekend, running its streak to seven six straight games with a home run.
- The Horned Frogs have surrendered the second-fewest stolen bases (9) in the Big 12.
- TCU stole six bases over the weekend to run its season total to 27.
- Cole Fontenelle has reached safely in 12 straight contests.
- Brayden Taylor homered in all three games at Oklahoma and is tied for the league lead with seven on the season.
- Taylor has homered five times in the last six games.
- Kole Klecker (4th, 2.22) and Cam Brown (7th, 2.70) are ranked in the Top-10 among ERA leaders in the Big 12.
- Luke Savage and Garrett Wright made their returns to the mound over the weekend. Wright last pitched on Feb. 19 and Savage on March 3.
- Ben Abeldt leads the team with eight appearances out of the bullpen.

HOME NOTABLES

- TCU will play 32 home games during the 2022 season.
- TCU is 451-156 all-time at Lupton Stadium.
- TCU is 217-76 at home with Kirk Saarloos on staff.
- TCU has won 58-of-71 home series under Saarloos.
- TCU owns a 99-36 mark in midweek games at home.
- TCU has won 20 or more games in 15 of the 20 seasons Lupton Stadium has been in existence.
- TCU is one of 16 programs averaging over 4,000 fans per game this season (4,071).

ABILENE CHRISTIAN NOTABLES

- Abilene Christian is coming off a road series win at UT Arlington.
- The road games were the first true road games for the Wildcats this season.
- Abilene Christian is 2-0 in midweek games, defeating Oklahoma 4-3 in 10 innings at Globe Life Field and Oral Roberts 10-8 at home.
- As a team, the Wildcats are hitting .310, pitching to the tune of a 5.63 ERA and boast a .993 fielding percentage.
- Garrett Williams leads the way with a .390 average, while Grayson Tatrow has a team-high 23 RBIs.
- Logan Britt has 11 of the team's 32 stolen bases.
- Blake Anderson and Drake Boggan co-lead the team with eight appearances out of the bullpen.
- Anderson has tallied two of the teams saves and also has one start on the season.
- Opponents are hitting .257 against ACU this season.

SERIES NOTABLES

- TCU and Abilene Christian will be meeting on the diamond for the 29th time on Tuesday night.
- TCU holds a 26-2 record all-time against the Wildcats.
- The contest marks is the first of two meetings against the Wildcats this season.
- TCU will travel to Abilene on April 11.
- TCU went 1-1 against the Wildcats in 2023 with each team recording a road victory.
- With the exception of the 2021 season, TCU and Abilene Christian have met every year since 2015.
- The 2015 season marked the first time the teams had met since the 1995 campaign.
- TCU is 3-2 all-time against Abilene Christian at Lupton Stadium.
- TCU is 9-2 against the Wildcats since 2015.

PROBABLE STARTING LINEUP

Pos.	No.	Name	BA	GP-GS	R	H	HR	RBI	SB	Notes
C	14	Karson Bowen, Fr.	.333	13-12	9	15	2	11	1	Has thrown out 7 of 13 base runners faced
OR	4	Kurtis Byrne, Jr.	.197	15-14	6	12	1	9	0	Has started seven games as the DH
1B	12	David Bishop, So.	.250	18-18	6	17	1	10	0	7 of 10 RBIs have come with two outs
2B	0	Tre Richardson, Jr.	.333	19-19	15	24	1	12	2	Tallied three stolen bases in the OU series
3B	55	Brayden Taylor, Jr.	.268	19-19	17	19	7	14	3	Has homered in three straight games
SS	5	Anthony Silva, Fr.	.262	12-12	5	11	0	8	3	Has hit safely in eight of 12 games
LF	22	Logan Maxwell, So.	.500	8-5	14	7	0	2	0	Had four hits in Friday's win at OU
OR	6	Luke Boyers, Jr.	.188	18-15	12	9	1	5	3	Boasts a .426 on-base percentage
CF	1	Elijah Nunez, Jr.	.271	12-12	11	13	0	7	2	Had three hits in the San Diego series
RF	11	Austin Davis, Gr.	.264	19-19	15	19	4	15	6	Driven in a run in 12 of 19 games this year
DH	32	Cole Fontenelle, Jr.	.267	17-15	10	16	2	10	3	Has reached safely in 12 straight games

Starters

T	No.	Name	W-L	ERA	IP	H	R	ER	BB	K	Notes
L	36	Chase Hoover	0-0	2.08	8.2	9	2	2	7	5	Made 3 appearances out of the bullpen

Head Coach Kirk Saarloos

2nd Season/11th Overall

48-31 (.608) - 2nd Season



Career Notes:

- Named head coach on June 15, 2021
- Becomes program's 20th head coach
- Named the 2016 D1Baseball.com National Assistant Coach of the Year
- Joined the program in the summer of 2012
- Named recruiting coordinator in summer of 2013
- Spent two seasons as an assistant coach at Cal State Fullerton (2011-12)
- Played seven seasons in Major League Baseball (2002-08)

- Four TCU pitchers have made their Big League debuts (Stefan Crichton, Brandon Finnegan, Tyler Alexander and Alex Young)
- Led TCU to the 2022 Big 12 Regular Season Championship
- 2022 Big 12 Coach of the Year (First ever 1st year coach to win the award)

2022 Notes (38-22, 16-8 Big 12) • NCAA Regional Appearance

- Four pitchers (Caleb Bolden, Riley Cornelio, Austin Krob and Marcelo Perez) were drafted
- Became the fastest coach to pick up 20 wins, doing so in 29 games
- Won his head coaching debut on Feb. 18 against San Diego State

2021 Notes (41-19, 17-7 Big 12) • NCAA Regional Appearance

- The pitching staff racked up over 600 strikeouts (606) for the second time in program history
- Haylen Green was named an All-American for the second straight season
- River Ridings earned Freshman All-American accolades
- Five pitchers were drafted at the conclusion of the season

2020 Notes (11-4, 0-0 Big 12)

- TCU ranked 15th nationally in ERA (5.40) and 17th nationally in WHIP (1.08)
- Haylen Green was named an All-American

2019 Notes (34-28, 11-13 Big 12) • NCAA Regional Appearance

- Nick Lodolo became the program's all-time highest draft pick, going No. 7 overall to Cincinnati
- Lodolo was tabbed a 2nd-team All-American
- In total, four pitchers were drafted at the conclusion of the season
- TCU ranked 21st nationally in K:BB ratio and 30th K/9

2018 Notes (33-23, 10-13 Big 12)

- Durbin Feltman was voted a 2nd-team All-American
- Augie Muhlbauer was named a Freshman All-American
- Three pitchers were drafted at the conclusion of the season
- Ranked 21st nationally with a 3.45 ERA and led the league with a 2.79 K:BB ratio

2017 Notes (50-18, 16-8 Big 12) • College World Series

- TCU set a school record with 643 strikeouts and ranked sixth nationally in K:BB ratio (3.09)
- Jared Janczak was named a 2nd-team All-American
- Brian Howard ranked second nationally with 12 wins
- Durbin Feltman set a school record with 17 saves
- Sean Wymer was selected to the USA Baseball Collegiate National Team
- Two pitchers were drafted at the conclusion of the season

2016 Notes (49-18, 15-9 Big 12) • College World Series

- Named the D1Baseball.com Assistant Coach of the Year
- TCU led the Big 12 and ranked third in the Big 12 in ERA (3.16)
- Two pitchers (Dylan Horton and Durbin Feltman) were named Freshmen All-Americans
- Five pitchers were drafted at the conclusion of the season

2015 Notes (51-15, 18-5 Big 12) • College World Series

- TCU ranked second nationally with a 2.45 ERA
- TCU led the nation in WHIP (1.04) and ranked second with 10 shutouts and a 3.94 K:BB ratio
- Three pitchers (Riley Ferrell, Preston Morrison and Alex Young) were named All-Americans
- Six pitchers were drafted at the conclusion of the season.

2014 Notes (48-18, 17-7 Big 12) • College World Series

- TCU led the nation with a 2.22 ERA and ranked in the top six of all major pitching categories
- Set a school and Big 12 record with 14 shutouts
- Preston Morrison was named the Big 12 Pitcher of the Year
- Morrison, Brandon Finnegan and Riley Ferrell were tabbed All-Americans
- Tyler Alexander was named a Freshman All-American
- Brandon Finnegan was the program's second-ever first round draft pick (17th overall, Kansas City)
- In the fall of 2014, Finnegan became the first-ever player to appear in the College World Series and the Major League World Series in the same year

2013 Notes (29-28, 12-12 Big 12)

- Ranked in the top 15 nationally of all major pitching categories
- Brandon Finnegan, Riley Ferrell and Preston Morrison were named to the USA Baseball Collegiate National Team
- Ferrell was named a Freshman All-American

The Saarloos File

Hometown.....Long Beach, Calif.
Alma MaterCal State Fullerton (2001)
Public Relations
WifeKristen
ChildrenBrady, Emery, Lane

Coaching Career

Assistant Coach
Cal State Fullerton (2011-12) 87-35 (.713)
TCU (2013-present) 346-171 (.669)
Totals433-206 (.678)

Playing Career

Year	Team	Level
2001	Lexington	Houston Low A
2002	Round Rock	Houston AA
2002	New Orleans	Houston AAA
2002	Houston	MLB
2003	New Orleans	Houston AAA
2003	Houston	MLB
2004	New Orleans	Houston AAA
2004	Oakland	MLB
2004	Sacramento	Oakland AAA
2005	Oakland	MLB
2006	Oakland	MLB
2007	Louisville	Cincinnati AAA
2007	Cincinnati	MLB
2008	Sacramento	Oakland AAA
2008	Oakland	MLB
2009	Columbus	Cleveland AAA

FROG TRENDS UNDER SAARLOOS

The Opposition	
Overall	48-31
Non-conference	31-21
Big 12 Conference	17-10
Home	23-11
Away	13-13
Neutral	12-7
NCAA Postseason	2-2
vs. Ranked Teams	8-8

Day of the Week	
Monday	0-0
Tuesday	8-6
Wednesday	2-1
Thursday	2-1
Friday	11-9
Saturday	15-7
Sunday	10-7

Month	
February	11-4
March	17-12
April	9-9
May	9-4
June	2-2

Statistical Breakdown	
Leading after six	39-4
Trailing after six	5-23
Tied after six	4-4
Leading after seven	39-4
Trailing after seven	4-24
Tied after seven	3-2
Leading after eight	37-2
Trailing after eight	3-27
Tied after eight	3-1

2023 TCU BASEBALL

2023 BROADCAST NOTES

0 TRE RICHARDSON • INF • 5-10 • 165 • JR • KINGWOOD, TEXAS

- Spent the last three seasons at Baylor, making 113 starts
- 2021 All-Big 12 Honorable Mention
- 2021 1st-Team Academic All-Big 12
- Once sang the National Anthem at an Astros game

1 ELIJAH NUNEZ • OF • 5-10 • 180 • JR • ARLINGTON, TEXAS

- Ranked by D1Baseball.com as the No. 84 outfielder in Division I
- Selected to the Big 12 Preseason All-Conference team
- 2022 Honorable Mention All-Big 12 and 2021 Big 12 All-Freshman Team
- 2021 Shriners Hospitals for Children Classic All-Tournament Team

4 KURTIS BYRNE • C • 6-0 • 220 • JR • ST. LOUIS, MO.

- Ranked by D1Baseball.com as the No. 16 catcher in Division I
- Won Cape Cod's 2021 Daniel J. Silva Sportsmanship Award
- 2022 Honorable Mention All-Big 12
- Is one of nine kids in his family

5 ANTHONY SILVA • INF • 6-2 • 200 • FR • SAN ANTONIO, TEXAS

- Voted Big 12 Preseason Freshman of the Year
- Participated in the 2022 MLB Draft Combine
- Rated as the No. 137 overall prospect by Baseball America
- Selected by Baseball America as the best high school defensive infielder

6 LUKE BOYERS • OF • 5-11 • 200 • JR • BOERNE, TEXAS

- 2022 Honorable Mention All-Big 12
- Two-time Big 12 Player of the Week
- Took part in MLB USA Prospect Development Pipeline league following his junior campaign
- Holds the school record for career triples (21), RBIs (83), walks (66) and stolen bases (72)

7 GABE MIRANDA • INF • 6-3 • 210 • FR • ORANGE, CALIF.

- Participated in USA Baseball's U16 National Team Development Program
- Named All-League as a senior
- Played with fellow Horned Frogs Karson Bowen and Louis Rodriguez in high school
- Born with a bad foot, doctor's feared he would not be able to walk

9 BRODY GREEN • INF • 6-4 • 190 • SO • OWASSO, OKLA.

- First career hit was a home run at Kansas (May 14, 2022)
- 2022 Big 12 Academic All-Rookie Team
- Selected as a first-team Collegiate Baseball High School All-American as a senior
- Has a twin sister, Taylor

10 JAKE DUER • OF • 6-1 • 190 • FR • FLOWER MOUND, TEXAS

- First-Team All-State as a senior
- Named district Offensive MVP as a junior
- Holds the school career records for triples (12)
- Does everything left-handed, except for writing

11 AUSTIN DAVIS • OF • 5-11 • 165 • GR • ORLANDO, FLA.

- **Big 12 Player of the Week (Feb. 20)**
- Played previous four seasons at West Virginia
- Selected to the Big 12 Preseason All-Conference team
- Ranked as D1Baseball's No. 134 outfielder in Division I
- Tabbed the No. 44 Impact Transfer by D1Baseball.com

12 DAVID BISHOP • INF • 6-3 • 210 • SO • MARIETTA, GA.

- Member of the 2022 Big 12 All-Freshman Team
- Hit TCU's first home run of the 2022 campaign
- Ranked by D1Baseball.com as the No. 22 impact freshman in the Big 12 in 2021
- Was the No. 31 top prospect by Baseball America in the state of Georgia in 2021

13 MASON SPEAKER • RHP • 6-4 • 235 • JR • FORT WORTH, TEXAS

- Transitioning to a full-time pitcher in 2023 after serving as a back-up catcher and first baseman
- Two-time all-district and all-state performer
- Earned the TAPPS Division II All-District Defensive Player of the Year as a junior
- Has an identical twin brother, Jacob, who was once a member of the baseball team

14 KARSON BOWEN • C • 5-11 • 215 • FR • ANAHEIM HILLS, CALIF.

- Won a Rawlings Gold Glove as a senior
- Trinity League Defensive Player of the Year as a senior
- Has represented USA Baseball four times (12U, 15U, 16U, and 18U)
- High school teammates with fellow Horned Frogs Gabe Miranda and Louis Rodriguez

15 SAM STOUTENBOROUGH • RHP • 6-3 • 185 • GR • MONTEREY, CALIF.

- Graduated from Cal in May of 2022 with a degree in American Studies
- Pitched four seasons at Cal where he made 49 career appearances
- Selected by the Los Angeles Angels in the 40th round of the 2018 Draft
- Is ambidextrous

16 LUKE SAVAGE • RHP • 6-1 • 200 • JR • PLANO, TEXAS

- Runs a non-profit charity called Blessed Feet, founded in 2021
- Selected to the Big 12 Preseason All-Conference team
- 2022 USA Baseball Collegiate National Team member
- High school teammates with fellow Horned Frog River Ridings
- Carries a 4.0 GPA as a Political Science major

17 KOLE KLECKER • RHP • 6-2 • 205 • FR • CHANDLER, ARIZ.

- Threw a complete game in the state championship his senior year
- Led his team to the state championship as a senior
- Earned First-Team All-District, All-Region, and All-State as a junior
- Named Most Outstanding Player at the Babe Ruth World Series as a freshman

18 STORM HIERHOLZER • RHP • 6-3 • 215 • JR • AUSTIN, TEXAS

- Has appeared in 11 games over the course of his career
- Tabbed the No. 84 by Perfect Game and No. 320 by Baseball America for the 2020 draft
- Was a Preseason All-American as a senior in 2020
- Played club baseball with the Dallas Tigers and Lonestar Baseball

19 CALVIN MARLEY • RHP • 6-4 • 240 • JR • FORT COLLINS, COLO.

- Started collegiate career at Wichita State (2019-20)
- Member of the 2019-20 AAC All-Academic Team
- Transferred to TCU from College of Southern Nevada
- His dad, Chad, played basketball for Gardner Webb

20 CAM BROWN • RHP • 6-3 • 225 • JR • FLOWER MOUND, TEXAS

- **Big 12 Pitcher of the Week (March 6)**
- Ranked by D1Baseball.com as the No. 50 starting pitcher in Division I
- Tabbed the No. 52 Top Prospect for the 2023 Draft by D1Baseball
- Two-time Academic All-Big 12 performer
- Likes to play the saxophone

21 GARRETT WRIGHT • RHP • 6-2 • 220 • JR • COLLEGE STATION, TEXAS

- Ranked by D1Baseball.com as the No. 25 relief pitcher in Division I
- Selected to the Big 12 Preseason All-Conference team
- 2022 Honorable Mention All-Big 12
- Claims to be the most superstitious person on the team

22 LOGAN MAXWELL • OF • 5-10 • 185 • SO • LIMA, OHIO

- 2022 campaign cut short due to a season-ending shoulder injury
- Selected as the 2021 Ohio Division II Player of the Year
- Named Perfect Games' Ohio Player of the Year as a senior
- Recipient of a Rawlings Gold Glove as a senior

23 FISHER INGERSOLL • INF • 6-2 • 210 • FR • LEHI, UTAH

- Named Utah's Mr. Baseball in 2021
- Selected as Utah's Gatorade Player of the Year as a junior
- Earned First-Team All-State honors as a junior and senior
- First-Team All-Region as a junior and senior

25 JAX TRAEGER • RHP • 6-1 • 215 • FR • SPRING, TEXAS

- Second-Team All-District as a senior
- First-Team All-District as a junior
- Won a pair of WWBA Championships during high school
- Graduated in the top 8% of his class

27 HUNTER HODGES • RHP • 6-3 • 225 • JR • WILMINGTON, N.C.

- Spent two seasons at UNC Wilmington, making 51 appearances with 10 saves
- Earned 2022 CAA Honorable Mention accolades
- Named First-Team All-CAA in 2021
- Member of the 2021 CAA All-Rookie Team

28 COHEN FESER • RHP • 6-2 • 195 • SO • SAN ANTONIO, TEXAS

- Member of the 2022 Big 12 Academic All-Rookie Team
- Made nine appearances as a true freshman in 2022
- Did not issue a walk in his debut campaign, spanning 16 1/3 innings
- Earned 28-6A MVP honors as a senior in high school

2023 TCU BASEBALL

2023 BROADCAST NOTES

30 LOUIS RODRIGUEZ • RHP • 6-1 • 205 • FR • LONG BEACH, CALIF.

- **Big 12 Co-Newcomer of the Week (March 6)**
- USA Baseball National Team participant (12U, 15U, 18U)
- Orange County Pitcher of the Year as a senior
- Three-time All-Region honoree
- High school teammates with fellow Horned Frogs Karson Bowen and Gabe Miranda

31 JUSTIN HACKETT • RHP • 6-3 • 215 • FR • WINTERSSET, IOWA

- Three-time First-Team All-Conference and All-District honoree
- Named the PBR Iowa Player of the Year as a senior
- Helped lead his team to its second straight state tournament
- Is red and green color blind

32 COLE FONTENELLE • INF • 6-3 • 205 • JR • SAMMAMISH, WASH.

- Ranked as the No. 21 Impact JUCO transfer by D1Baseball
- Spent freshman campaign at Washington
- Transferred to TCU after spending the 2022 campaign McLennan Community College
- Earned JUCO Third-Team All-American

33 MURPHY BROOKS • RHP • 6-3 • 230 • FR • CYPRESS, TEXAS

- Battled Lemierre Syndrome in August at the start of the school year
- Unanimous First-Team All-District as a junior
- Recorded 101 strikeouts in 66 2/3 innings work as a junior
- First-ever four-year letter winner at Bridgeland High School

34 BRAEDEN SLOAN • LHP • 6-4 • 215 • FR • ROSEVILLE, CALIF.

- Ranked as the No. 3 left-handed pitcher in California and No. 25 nationally by Perfect Game
- Ranked as the top left-handed pitch in California by PBR
- First-Team All-Northern California and All-Metro as a senior
- Threw a no-hitter his senior year

35 OWEN BLACKLEDGE • INF • 6-3 • 175 • FR • NORTH CANTON, OHIO

- Member of the 2022 Big 12 Academic All-Rookie Team
- Made four starts as a part of nine appearances
- Was homeschooled
- Father, Todd, is a college football broadcaster on NBC

36 CHASE HOOVER • LHP • 6-1 • 190 • FR • SANTA BARBARA, CALIF.

- Helped lead team to back-to-back league championships for the first time in school history
- Named First-Team All-League as a senior
- Pitcher of the Year and Most Valuable Player as a junior and senior
- Earned All-CIF Southern Section of California honors his senior year

44 RIVER RIDINGS • LHP • 6-3 • 215 • JR • PLANO, TEXAS

- 2022 USA Baseball Collegiate National Team member
- 2021 Big 12 All-Freshman Team and 2022 Honorable Mention All-Big 12
- Freshman All-American (Perfect Game, D1Baseball.com and NCBWA)
- High school teammates with fellow Horned Frog Luke Savage

46 BEN ABELDT • LHP • 6-3 • 200 • FR • MCKINNEY, TEXAS

- Earned First-Team All-District honors as a senior
- Named the District 5-6A MVP as a junior
- Dallas Morning News All-Area team
- Member of the Rangers Scout Team in 2019 and 2021

48 RYAN VANDERHEI • RHP • 6-6 • 185 • JR • GOODYEAR, ARIZ.

- Ranked as the No 10 Impact Transfer by D1Baseball.com
- Ranked the No. 71 Top MLB Draft prospect in Division I by D1Baseball
- Transferred to TCU after two seasons at Kansas
- Drafted by the Arizona Diamondbacks in the 38th round in 2019

55 BRAYDEN TAYLOR • INF • 6-1 • 180 • JR • WEST JORDAN, UTAH

- Preseason All-American (D1Baseball.com, NCBWA and Perfect Game)
- Voted the Big 12 Preseason Player of the Year
- Named to the Golden Spikes Award Watch List
- Ranked as the No. 8 2023 MLB Draft Prospect by D1Baseball
- Tabbed the No. 1 third baseman in Division I baseball by D1Baseball

TCU RECORD WHEN...

	All
All Opponents	10-9
at Home	4-4
on the Road	2-3
at Neutral Sites	4-2
Ranked Teams	2-1
Left-handed starter	3-4
Right-handed starter	7-5
Day Games	6-4
Night Games	4-5
TCU has 10+ hits	5-2
TCU has 15+ hits	2-0
Out-hit opponents	10-1
Out-hit by opponents	0-7
Equal number of hits	0-0
Opponent has < 10 hits	10-1
Opponent has > 10 hits	0-8
Horned Frogs hits HR	8-6
Horned Frog doesn't hit HR	2-3
TCU scores 0-5 runs	4-6
TCU scores 6-9 runs	3-3
TCU scores 10+ runs	3-0
Opponent scores 0-5 runs	9-2
Opponent scores 6-9 runs	1-4
Opponent scores 10+ runs	0-3
TCU starters pitch 5+ innings	6-1
TCU starters pitch < 5 innings	3-5
TCU staff posts 10+ Ks	4-5
TCU commits no errors	3-2
TCU commits 1-2 errors	7-4
TCU commits 3+ errors	0-3
One-run games	2-3
Two-run games	1-3
Five+ run games	5-2
Extra innings	1-1
Scored first	7-3
Opponent scored first	3-6
Score in first inning	3-2
Opponent scored in first inning	2-3
Leading after six	8-1
Trailing after six	1-7
Tied after six	1-1
Leading after seven	9-1
Trailing after seven	0-8
Tied after seven	1-0
Leading after eight	9-0
Trailing after eight	0-8
Tied after eight	1-1
On Monday	0-0
On Tuesday	1-2
On Wednesday	1-0
On Thursday	0-0
On Friday	3-2
On Saturday	2-3
On Sunday	3-2
In February	5-3
In March	5-6
In April	0-0
In May	0-0
In June	0-0

2023 TCU BASEBALL

2023 QUICK FACTS

GENERAL INFORMATION	
Location	Fort Worth, Texas
Enrollment	11,938
Founded	1873
Nickname	Horned Frogs
Colors	Purple & White
Conference	Big 12
Chancellor	Dr. Victor J. Boschini, Jr.
Dir. of Intercollegiate Athletics	Jeremiah Donati
Faculty Representative	Dr. Rhonda Hatcher
Athletics Phone	(817) 257-5658
Ticket Office Phone	(817) 257-FROG (3764)

STADIUM INFORMATION	
Name	Charlie and Marie Lupton Stadium at Williams-Reilly Field
Capacity	4,500
First Season	2003
All-Time Record	451-156
Playing Surface	Natural Grass
Dimensions	330 Lines; 375 LC, 370 RC, 395 CF

COACHING STAFF	
Head Coach	Kirk Saarloos
Alma Mater	Cal State Fullerton, 2001
Career Record/Years	48-31/2nd Year
E-mail	k.saarloos@tcu.edu
Associate Head Coach	T.J. Bruce
E-mail	t.bruce@tcu.edu
Assistant Coach	John DiLaura
E-mail	j.dilaura@tcu.edu
Volunteer Asst. Coach	Kyle Winkler
E-mail	kyle.winkler@tcu.edu
Asst. AD of Baseball Ops	Meredith Montgomery
E-mail	m.m.montgomery@tcu.edu
Director of Baseball Ops	Cooper Sholder
E-mail	cooper.sholder@tcu.edu
Athletic Trainer	Danny Wheat
E-mail	j.wheat@tcu.edu
Equipment	Brad Andrews
E-mail	b.j.andrews@tcu.edu

TEAM INFORMATION	
2022 Overall Record	38-22
2022 Big 12 Record/Finish	16-8 (1st)
2022 Big 12 Tournament	1-2
2022 Postseason	NCAA College Station Regional
Final Ranking	RV
Letterwinners Returning/Lost	15/21
Position Starters Returning/Lost	5/4
Pitchers Returning/Lost	6/12
Newcomers	20
4-Year Transfers	5

MEDIA RELATIONS	
Baseball Contact	Brandie Davidson
Direct Line	(817) 257-7479
Cell Phone	(817) 343-2050
E-mail	b.i.davidson@tcu.edu
Mailing Address	TCU Box 297600
	Fort Worth, Texas 76129
Website	www.gofrogs.com

LUPTON STADIUM



ATTENDANCE MARKS

TOP 10 CROWDS					
1.	6/7/15	Texas A&M	1-2 (10)	L	7,383
2.	6/8/15	Texas A&M	5-4 (16)	W	7,294
3.	6/6/15	Texas A&M	13-4	W	7,199
4.	4/30/16	Texas Tech	13-6	W	6,451
5.	4/28/18	Texas Tech	0-6	L	6,302
6.	4/15/22	Texas Tech	4-3	W	6,280
7.	2/18/11	Kansas	8-2	W	6,099
8.	2/17/12	Ole Miss	4-7	L	5,912
9.	5/1/16	Texas Tech	1-3	L	5,829
10.	2/17/17	Penn State	6-3	W	5,812

TOP 5 SERIES CROWDS			
1.	6/6-8/15	Texas A&M	21,876
2.	4/14-16/22	Texas Tech	17,461
3.	4/27-29/18	Texas Tech	17,269
4.	4/29-5/1/16	Texas Tech	16,814
5.	4/26-4/29/19	Baylor	15,948

YEAR BY -YEAR ATTENDANCE				
Year	Dates	Att.	Avg.	Record
2003	28	38,581	1,377	21-9
2004	28	34,657	1,237	20-9
2005	30	46,848	1,561	24-6
2006	27	40,158	1,487	18-9
2007	29	51,373	1,712	27-3
2008	34	64,049	1,883	28-8
2009	32	69,290	2,165	23-9
2010	29	90,687	3,127	26-4
2011	36	149,334	4,148	24-12
2012	32	131,610	4,112	23-9
2013	30	107,117	3,570	16-14
2014	34	121,957	3,586	27-8
2015	36	147,335	4,092	33-4
2016	31	132,796	4,283	24-7
2017	32	153,139	4,785	28-4
2018	31	137,086	4,422	22-9
2019	27	118,221	4,378	16-11
2020	9	34,496	3,832	8-1
2021	28	72,750	2,598	20-8
2022	25	102,774	4,111	19-7
2023	8	32,569	4,071	4-4
Totals	597	1,874,411	3,140	451-156

2023 TCU BASEBALL

FROGS IN THE POLLS						
Week	PG	BA	CB	USA	D1	NCBWA
Preseason	14	14	15	17	15	16
Feb. 20	9	10	12	NP	8	8
Feb. 27	16	11	20	17	10	12
March 6	14	10	23	16	10	13
March 13	14	12	—	18	11	T-15
March 20	24	—	—	—	—	30
March 27						
April 3						
April 10						
April 17						
April 24						
May 1						
May 8						
May 15						
May 22						
May 29						

TRACKING THE OPPONENTS		
School	Last Week	Overall
Abilene Christian	3-1	16-4
Arkansas	5-0	18-2
Baylor	3-1	8-12
Cal State Fullerton	2-1	8-8
Dallas Baptist	2-2	13-7
Florida State	1-4	12-8
Incarnate Word	1-3	10-10
Kansas	1-4	8-10
Kansas State	2-2	13-7
Lamar	0-3	13-6
Louisville	3-1	17-2
Michigan	3-1	9-10
Missouri	4-0	16-3
Northwestern	1-0	1-12
Oklahoma	2-2	13-7
Oklahoma State	2-2	16-5
Rice	3-1	11-9
San Diego	2-1	8-9-1
Tarleton	3-1	14-6
Texas	5-0	14-7
Texas State	3-1	13-6
Texas Tech	4-1	18-4
UNC Wilmington	4-0	13-7
UT Arlington	1-4	8-12
UTRGV	0-4	9-10
Vanderbilt	4-0	16-5
West Virginia	5-0	15-4

FROG HOPS

- New Associate Head Coach TJ Bruce put together a 171-168 record in seven years as head coach at Nevada (2016-22).
- Bruce was on staff at UCLA when the Bruins won the 2013 National Championship.
- TCU's incoming class, which was ranked ninth nationally, features 12 newcomers on the mound and eight in the field.
- TCU is 8-5 against top-10 teams under the guidance of head coach Kirk Saarloos.
- TCU has stolen multiple bases in eight of 19 games.
- TCU has homered in 10 of the last 11 games, including a season-high three times in the Sunday's win over San Diego.
- Cole Fontenelle hit TCU's first pinch hit home run since Bobby Goodloe against Texas on May 9, 2021.
- In 19 games this season, TCU has utilized 18 different lineups. The last 17 lineups have been different.

NUMBERS TELL A STORY

TCU's inconsistencies in the offense can be linked to the wins and losses. In wins, TCU is averaging 7.7 runs per game and in losses, just 4.2 runs. The Frogs are hitting .305 as a team in wins and just .217 in losses.

A big part of the success is TCU's production with two outs in wins vs. losses. The Frogs are hitting .293 with 41 two-out RBIs in wins and are hitting just .232 with 11 two-out RBIs in losses.

CLEANING UP ON DEFENSE

TCU has seen an improvement on defense over the last four games. After committing errors in 13 of the first 15 games, TCU has played errorless baseball in three of the last four games.

FRESH FACED IMPACT

The TCU lineup has seen four freshmen make their debuts at the plate this season. The quartet have adjusted well to the collegiate game, combining to hit .284 (29-for-102) with 21 RBIs.

NO RUNNING ALLOWED

The TCU catching duo of Kurtis Byrne and Karson Bowen have been torturous for opponent base stealers. They have allowed just nine stolen bases in 19 attempts.

Byrne has caught three of six base runners, while Bowen has thrown out seven of 10 base stealers. Since allowing two stolen bases in the first four attempts against him, Bowen has thrown out five of the last nine would-be base stealers. Byrne has thrown out two of the last three he's faced.

POWER POTENTIAL

Brayden Taylor has homered in five of the last six games to run his season total to a team-high seven, a mark that co-leads the Big 12.

His home run in the season-opener against Vanderbilt gave him home runs in four straight dating back to last season. It's the second time in his career he has homered in four straight games. As a freshman, he homered in all three games against Oklahoma (4/2-4/21) and followed with a blast against Tarleton (4/6/21).

In his career, Taylor has hit 32 homers. He is

four away from entering the top five all-time in program history.

YOUTHFUL ARMS

TCU has utilized seven freshmen arms this season and they have lived up to the billing. They have contributed 46% of the innings pitched this season. As a group, they have posted a 4.12 ERA, allowing 37 earned runs in 80.2 innings. 11 of the 37 runs have come over 2 2/3 innings in two different games. Minus those innings, the group has a collective 3.00 ERA. They have 70 strikeouts and just 26 walks.

TWO OUT TALLIES

Two out tallies were a huge part of TCU's two wins over No. 10 Vanderbilt and No. 8 Arkansas. Against the Commodores, 10 of TCU's 11 runs came with two outs. In the win over Arkansas, eight of TCU's 18 runs came with two outs. In the win over DBU, two of the four runs scored came with two outs. In the last two weekend series, 16 of 29 runs came have with two outs.

On the sesason, TCU has scored 52 of its 115 runs (45%) with two outs. Ten Frogs have at least one two-out RBI led by nine from Tre Richardson, eight from Brayden Taylor and seven from David Bishop.

SPEED FACTOR

TCU continues to be one of the most prolific base-stealing teams in the nation.

The Frogs are one of just 11 teams to have stolen at least 850 bases over the last 10 years. The 888 stolen bases rank 11th in the nation and third among Power 5 teams.

It's not just raw numbers that are impressive, the Horned Frogs have produced a high success rate, converting on 79% of their attempts over the last eight years (888-of-1,118). No base is safe with the Frogs around. Over the last 10 seasons, TCU is 152-of-187 (81%) in stealing third.

STINGY STAFF

The TCU pitching staff has pitched the eighth-most shutouts (57) nationally over the last eight years.

TCU has limited opponents to two or fewer runs 238 times in the 596 games played since Saarloos' arrival on campus. The staff has surrendered 5+ runs just 221 times in those contests.

THE K-ZONE

Since the start of the 2013 season, TCU has registered 10 or more strikeouts in a game 239 times, including a school-record 30 times in 2017.

The Horned Frogs are off to a blistering start this season, tallying double-digit strikeouts in nine of the first 19 games.

EXTRA, EXTRA

TCU has played 41 extra inning games since Kirk Saarloos arrived in 2013 and holds a 23-18 mark in those games. TCU is 4-1 in extra inning games with Saarloos as the head coach.

TCU picked up its first extra-inning win of the season in 12 innings at DBU. It's the longest game since a 14-inning win at Texas Tech on May 16.

The Frogs longest extra inning game was 22 innings in the 2014 NCAA Regional against Sam Houston State.

2023 TCU BASEBALL

BIG 12 STANDINGS
(March 20, 2023)

Team	Big 12 Games			Overall		
	W-L	Pct.	GB	W-L-T	Pct.	Streak
Texas Tech	2-1	.667	—	18-4	.818	W1
Oklahoma	2-1	.667	—	13-7	.650	W2
Baylor	2-1	.667	—	8-12	.400	W2
West Virginia	0-0	.000	0.5	15-4	.789	W9
Texas	0-0	.000	0.5	14-7	.667	W10
Kansas	0-0	.000	0.5	8-10	.444	W1
Oklahoma State	1-2	.333	1.0	16-5	.762	L1
Kansas State	1-2	.333	1.0	13-7	.650	L2
TCU	1-2	.333	1.0	10-9	.526	L2

THIS WEEK'S GAMES

TUESDAY, MARCH 21
St. Thomas at Kansas State
Hofstra at West Virginia
Abilene Christian at TCU
Incarnate Word at Texas
Sam Houston at Baylor
Dallas Baptist at Oklahoma

WEDNESDAY, MARCH 22
St. Thomas at Kansas State
Hofstra at West Virginia
Oklahoma State at Wichita State
Kansas at Missouri
Northwestern at TCU

FRIDAY, MARCH 24
Xavier at West Virginia
Baylor at Oklahoma State*
Oklahoma at Kansas State*
Kansas at TCU*
Texas Tech at Texas*

SATURDAY, MARCH 25
Xavier at West Virginia
Baylor at Oklahoma State*
Oklahoma at Kansas State*
Kansas at TCU*
Texas Tech at Texas*

SUNDAY, MARCH 26
Xavier at West Virginia
Baylor at Oklahoma State*
Oklahoma at Kansas State*
Kansas at TCU*
Texas Tech at Texas*

2023 Statistical Comparisons

TCU	Hitting	ACU
.264	Batting Avg	.310
169	Hits	205
115	Runs Scored	144
6.1	Runs Per Game	7.2
37	Doubles	24
1	Triples	9
19	Home Runs	19
.369	Slugging Pct	.460
172	Strikeouts	143
87	Walks	87
.369	On-base Pct	.405
27-36	Stolen Bases	32-37
25	Hit-By-Pitch	24

TCU	Pitching	ACU
4.40	ERA	5.63
164	Strikeouts	182
73	Walks	86
.239	Opp. BA	.257
21	Hit-By-Pitch	31

TCU	Fielding	ACU
.966	Fielding Pct	.993
25	Errors	5
187	Assists	176

Leaders		Leaders
Bowen/Richardson (.333)	BA	Garrett Williams (.390)
Austin Davis (15)	RBI	Grayson Tatrow (23)
Brayden Taylor (7)	HR	Tatrow/Britt (4)
Austin Davis (6)	SB	Logan Britt (11)
Cohen Feser (0.00)	ERA	Three with (0.00)
Ryan Vanderhei (27)	Ks	Blake Anderson (23)
Louis Rodriguez (2)	Saves	Blake Anderson (2)

2023 BIG 12 PRESEASON POLL

SCHOOL (1st Place Votes)		POINTS
1.	TCU Horned Frogs (5)	61
2.	Oklahoma State Cowboys (4)	59
3.	Texas Tech Red Raiders	48
4.	Texas Longhorns	43
5.	Oklahoma Sooners	38
6.	West Virginia Mountaineers	28
7.	Kansas State Wildcats	17
8.	Kansas Jayhawks	16
9.	Baylor Bears	14

2023 TCU BASEBALL

CAREER MULTI-HIT GAMES					
PLAYER	2020	2021	2022	2023	Career
David Bishop			16	6	22
Owen Blackledge					
Karson Bowen				6	6
Luke Boyers		11	16	2	29
Kurtis Byrne		1	17	2	20
Austin Davis	5	18	21	5	49
Jake Duer				1	1
Cole Fontenelle		2		3	5
Brody Green				1	1
Fisher Ingersoll					
Logan Maxwell			3	2	5
Elijah Nunez		10	14	4	28
Tre Richardson		18	17	9	44
Anthony Silva				2	2
Mason Speaker					
Brayden Taylor		23	19	5	47

CAREER MULTI-RBI GAMES					
PLAYER	2020	2021	2022	2023	Career
David Bishop			11	2	12
Owen Blackledge					
Karson Bowen				3	3
Luke Boyers		6	11	2	19
Kurtis Byrne			2	8	2
Austin Davis	3	5	6	2	16
Jake Duer					
Cole Fontenelle				3	3
Brody Green				1	1
Fisher Ingersoll					
Logan Maxwell			4		4
Elijah Nunez		5	6	3	13
Tre Richardson		9	11	2	22
Anthony Silva				3	3
Mason Speaker		1	2		3
Brayden Taylor		14	13	4	31

STREAKS				
PLAYER	HITTING	CAREER	ON-BASE	CAREER
David Bishop		6	3	28
Owen Blackledge	1	1	1	3
Karson Bowen	1	7	1	7
Luke Boyers		10		23
Kurtis Byrne		9		20
Austin Davis	1	8	5	18
Jake Duer		1		1
Cole Fontenelle	1	7	12	12
Brody Green		1		2
Fisher Ingersoll		1		1
Logan Maxwell	1	2	1	6
Elijah Nunez		7		21
Tre Richardson	1	11	3	26
Anthony Silva		8		8
Mason Speaker		2		3
Brayden Taylor	3	15	3	23

GAMES STARTED		
PLAYER	CAREER	CONSECUTIVE
David Bishop	66	8
Owen Blackledge	4	
Karson Bowen	12	3
Luke Boyers	113	
Kurtis Byrne	76	
Austin Davis	151	108
Jake Duer	3	
Cole Fontenelle	14	5
Brody Green	2	
Fisher Ingersoll	4	
Logan Maxwell	26	4
Elijah Nunez	123	12
Tre Richardson	131	121
Anthony Silva	12	1
Mason Speaker	3	
Brayden Taylor	134	34

HITTING BREAKDOWN														
MULTI-HIT GAMES					MULTI		HR	HOME RUN BREAKDOWN						
PLAYER	TOTAL	2	3	4	5+	RBI	TOTAL	HOME	AWAY	SOLO	2	3	GS	LAST HOME RUN
David Bishop	6	5	1			2	1	1		1				3/7/23 vs. UTA
Owen Blackledge														
Karson Bowen	6	6				3	2		2	1	1			3/17/23 at Oklahoma
Luke Boyers	2	1	1			2	1		1			1		3/5/23 vs. Rice
Kurtis Byrne	2	2				2	1	1			1			3/12/23 vs. San Diego
Austin Davis	5	3	2			2	4	1	3	4				3/14/23 at Texas State
Jake Duer	1	1												
Cole Fontenelle	3	2	1			3	2	1	1	1	1			3/3/23 vs. Michigan
Brody Green	1	1				1								
Fisher Ingersoll														
Logan Maxwell	2	1		1										
Elijah Nunez	4	3	1			3								3/22/22 @ ACU
Tre Richardson	9	7	2			2	1		1	1				3/5/23 vs. Rice
Anthony Silva	2	1	1			3								
Mason Speaker														
Brayden Taylor	5	4		1		4	7	2	4	4	3			3/19/23 at Oklahoma

HOME RUN BREAKDOWN								
No.	Player	Date	Opponent	Pitcher	On	Inn.	Out	Count
1.	Brayden Taylor	2/17	Vanderbilt	Sam Hliboki	1..	6	2	1-0
2.	Austin Davis	2/18	Arkansas	Parker Coil	*0...	7	0	3-1
3.	Cole Fontenelle	2/22	UT Arlington	Brayden Brooks	*0...	2	0	2-2
4.	Brayden Taylor	2/25	Florida State	Connor Whittaker	0...	5	1	3-1
5.	Austin Davis	3/3	Michigan	Connor O'Halloran	*0...	4	0	1-0
6.	Cole Fontenelle	3/3	Michigan	Connor O'Halloran	1..	7	2	0-0
7.	Karson Bowen	3/4	Louisville	Tate Kuehner	1..	8	1	3-1
8.	Luke Boyers	3/5	Rice	Tom Vincnet	..2.	2	1	2-2
9.	Tre Richardson	3/5	Rice	Cristian Cienfuegos	0...	3	2	3-2
10.	David Bishop	3/7	UT Arlington	Joe Steeber	*0...	5	0	2-2
11.	Brayden Taylor	3/11	San Diego	Garrett Rennie	0...	1	2	1-2
12.	Brayden Taylor	3/12	San Diego	Mikiah Negrete	1..	6	0	1-0
13.	Austin Davis	3/12	San Diego	Ivran Romero	0...	6	1	1-1
14.	Kurtis Byrne	3/12	San Diego	Aidan Gonzalez	1..	7	2	0-0
15.	Austin Davis	3/14	Texas State	Tony Robie	0...	4	2	0-0
16.	Brayden Taylor	3/17	Oklahoma	Kale Davis	1..	2	2	1-1
17.	Karson Bowen	3/17	Oklahoma	Carter Campbell	*0...	6	0	0-0
18.	Brayden Taylor	3/18	Oklahoma	Aaron Weber	0...	8	2	1-1
19.	Brayden Taylor	3/19	Oklahoma	Will Carsten	0...	5	2	0-0

2023 TCU BASEBALL

STARTING PITCHERS

Pitcher	Date	Opp.	Dec.	IP	H	R	ER	BB	SO	NP	Score	Final
											When Left	Score
Ryan Vanderhei	2/17	Vanderbilt	ND	5.0	2	3	3	0	3	66	2-2	11-4
Cam Brown	2/18	Arkansas	ND	1.2	5	4	4	1	1	48	4-4	18-6
Sam Stoutenborough	2/19	Missouri	ND	4.0	7	2	2	1	7	75	6-2	8-9
Braeden Sloan	2/22	UT Arlington	ND	3.1	3	2	1	2	3	68	2-1	7-3
Ryan Vanderhei	2/24	Florida State	L	5.2	4	3	2	1	9	80	0-2	1-10
Luke Savage	2/25	Florida State	L	4.1	6	4	4	2	1	73	0-2	8-10
Cam Brown	2/26	Florida State	ND	5.0	2	2	0	5	9	102	1-2	3-2
Braeden Sloan	2/28	DBU	ND	5.0	1	1	1	2	2	76	1-1	4-1
Ryan Vanderhei	3/3	Michigan	W	6.0	3	0	0	1	8	90	1-0	6-0
Kole Klecker	3/4	Louisville	L	4.0	9	3	2	0	3	68	0-3	2-3
Cam Brown	3/5	Rice	W	7.0	3	0	0	3	8	100	5-0	7-0
Braeden Sloan	3/7	UT Arlington	L	1.2	6	5	5	0	2	24	0-5	7-8
Ryan Vanderhei	3/10	San Diego	L	3.0	5	7	6	3	5	73	0-7	2-14
Kole Klecker	3/11	San Diego	W	7.0	2	1	1	1	2	92	2-1	3-1
Cam Brown	3/12	San Diego	ND	4.1	3	1	1	2	5	81	0-1	5-4
Braeden Sloan	3/14	Texas State	L	2.1	3	4	4	4	1	51	1-2	4-8
Ryan Vanderhei	3/17	Oklahoma	W	5.0	3	1	1	4	2	88	5-1	13-5
Kole Klecker	3/18	Oklahoma	L	5.0	3	2	2	2	4	101	0-2	1-3
Cam Brown	3/19	Oklahoma	ND	4.1	4	2	2	1	2	82	3-1	5-7

STARTING PITCHER RECORDS

Pitcher.....	2023	Career
Cam Brown.....	4-1	14-3
Kole Klecker.....	1-2	1-2
River Ridings.....	0-0	2-0
Luke Savage.....	0-1	3-1
Braeden Sloan.....	2-2	2-2
Sam Stoutenborough.....	0-1	7-11
Ryan Vanderhei.....	3-2	9-10

STARTING PITCHER STATS

Pitcher	Starts	IP	W-L	ERA	B/Avg.
Cam Brown	5	22.1	1-0	2.82	.193
Kole Klecker	3	16.0	1-2	2.81	.233
Luke Savage	1	4.1	0-1	8.31	.333
Braeden Sloan	4	12.1	0-2	8.03	.271
Sam Stoutenborough	1	4.0	0-0	4.50	.368
Ryan Vanderhei	5	24.2	2-2	4.38	.193

RUN SUPPORT

	Starts	Total Runs	Average
Cam Brown	5	38	7.6
High (18 vs. Arkansas 2/18)			
Low (3 vs. Florida State 2/26)			
Kole Klecker	3	6	2.0
High (3 vs. San Diego 3/12)			
Low (1 vs. Oklahoma 3/18)			
Braeden Sloan	4	22	5.5
High (7, 2x last vs. UT Arlington 3.7)			
Low (4, 2x last at Texas State 3/14)			
Luke Savage	1	8	8.0
High (8 vs. Florida State 2/25)			
Low (8 vs. Florida State 2/25)			
Sam Stoutenborough	1	9	9.0
High (9 vs. Missouri 2/19)			
Low (9 vs. Missouri 2/19)			
Ryan Vanderhei	5	32	6.4
High (13 vs. Oklahoma 3/17)			
Low (1 vs. Florida State 2/24)			

2023 TCU BASEBALL

BULLPEN STATISTICS

Pitcher	W-L-S	App.	ERA	IP	H	R	ER	BB	K	B/Avg.	1st Batter	
											H-AB	Avg.
Ben Abeldt	1-1-0	8	6.75	12.0	14	11	9	5	15	.264	1-8	.125
Cam Brown	0-0-0	1	0.00	1.0	1	0	0	0	1	.250	0-1	.000
Cohen Feser	0-0-1	5	0.00	6.1	4	1	0	1	7	.182	1-5	.200
Justin Hackett	0-0-0	4	12.46	4.1	9	6	6	0	6	.450	1-4	.250
Chase Hoover	0-0-0	3	2.08	8.2	9	2	2	7	5	.265	0-3	.000
Kole Klecker	2-0-0	2	1.08	8.1	3	1	1	0	11	.111	0-1	.000
Calvin Marley	0-0-0	2	81.00	0.2	2	6	6	4	1	.500	0-0	.000
River Ridings	0-0-0	5	4.91	3.2	2	2	2	4	3	.143	0-5	.000
Louis Rodriguez	1-0-2	6	1.29	14.0	12	4	2	3	14	.222	1-5	.200
Luke Savage	1-0-1	3	1.23	7.1	4	1	1	2	5	.160	0-2	.000
Mason Speaker	0-0-0	5	7.50	6.0	6	5	5	3	4	.300	2-4	.500
Sam Stoutenborough	1-0-0	3	4.15	8.2	10	7	4	4	10	.286	0-3	.000
Jax Traeger	0-0-0	1	1.80	5.0	5	1	1	0	4	.250	0-1	.000
Garrett Wright	0-1-0	2	15.43	2.1	3	4	4	5	1	.333	0-2	.000
Totals	6-1-4		4.12	72.0	62	37	33	26	70	.226	6-44	.136

BULLPEN GAME-BY-GAME

Opponent	Date	W-L-S	Pitchers	Inn.	IP	H	R-ER	BB-SO
Vanderbilt	2/17	1-0-0	Ridings, Savage	6th	4.0	3	1-1	2-3
Arkansas	2/18	1-0-0	Klecker, Abeldt, Hackett	2nd	7.1	4	2-2	1-10
Missouri	2/19	0-1-0	Hoover, Ridings, Feser, Abeld, Wright Speaker	5th	6.0	10	7-6	6-5
UT Arlington	2/22	1-0-0	Rodriguez, Brown, Feser	4th	5.2	5	1-1	0-7
Florida State	2/24	0-0-0	Ridings, Hackett, Speaker, Marley	6th	3.1	7	7-7	2-4
Florida State	2/25	0-0-0	Abeldt, Feser	5th	4.2	7	6-6	1-3
Florida State	2/26	1-0-0	Klecker	6th	4.0	0	0-0	0-5
DBU	2/28	1-0-0	Rodriguez, Abeldt, Feser	6th	7.0	2	0-0	2-7
Michigan	3/3	0-0-1	Savage	7th	3.0	1	0-0	0-1
Louisville	3/4	0-0-0	Hoover, Abeldt	5th	5.0	4	0-0	3-2
Rice	3/5	0-0-0	Rodriguez	8th	2.0	1	0-0	1-2
UT Arlington	3/7	0-0-0	Stoutenborough, Ridings, Speaker, Hackett	2nd	7.1	5	3-1	3-8
San Diego	3/10	0-0-0	Marley, Hackett, Traeger	4th	6.0	9	7-7	3-5
San Diego	3/11	0-0-1	Rodriguez	8th	2.0	1	0-0	0-4
San Diego	3/12	1-0-1	Stoutenborough, Abeldt, Rodriguez	5th	4.2	3	3-2	2-4
Texas State	3/14	0-0-0	Speaker, Hoover, Ridings	3rd	5.2	8	4-4	5-4
Oklahoma	3/17	0-0-0	Stoutenborough, Feser	6th	4.0	6	4-4	3-4
Oklahoma	3/18	0-0-0	Abeldt, Wright, Speaker	6th	3.0	1	1-1	2-6
Oklahoma	3/19	0-1-0	Rodriguez, Abeldt, Savage	5th	3.2	7	5-1	2-3

SAVE OPPORTUNITIES

Pitcher.....	2023	Career
Ben Abeldt.....	0/1	0/1
Cohen Feser	1/1	1/1
Hunter Hodges.....	0/0	10/12
River Ridings.....	0/0	11/13
Louis Rodriguez	2/2	2/2
Luke Savage.....	1/1	2/3
Garrett Wright	0/1	6/8

INHERITED RUNNERS

Pitcher.....	2023	Career
Ben Abeldt.....	6/6	6/6
Cam Brown	0/0	3/5
Cohen Feser	1/6	7/17
Justin Hackett	3/3	3/3
Hunter Hodges.....	0/0	15/44
Kole Klecker.....	0/3	0/3
Calvin Marley	2/2	9/19
River Ridings.....	1/4	15/44
Louis Rodriguez	5/7	5/7
Luke Savage.....	1/2	18/34
Mason Speaker	6/7	6/7
Sam Stoutenborough.....	0/3	9/16
Jax Traeger.....	2/2	2/2
Ryan Vanderhei	0/0	5/11
Garrett Wright	1/1	14/41

TCU BATTING/PITCHING SUMMARY

SERIES BY SERIES PITCHING:

MONTH BY MONTH BATTING:

MONTH BY MONTH PITCHING:

HOME-AWAY-NEUTRAL BATTING:

HOME-AWAY-NEUTRAL PITCHING:

DEFICIT OVERCOME

3/12 Trailing 2-0 after the top of the sixth; won 5-4

Player	AVG.	AB-H-RBI	2B-3B-HR	BB-HP-SO
Owen Blackledge	.000	1-0-0	0-0-0	0-0-1
Luke Boyers	.000	0-0-0	0-0-0	2-0-0
Kurtis Byrne	.000	1-0-0	0-0-0	0-0-0
Jake Duer	.000	1-0-0	0-0-0	0-0-1
Brody Green	.000	1-0-0	0-0-0	1-0-0
Cole Fontenelle	1.000	1-1-2	0-0-1	0-1-0
Logan Maxwell	.000	0-0-0	0-0-0	0-0-0

2023 SEASON RESULTS/NOTES

Overall: 10-9 • Home: 4-4 • Away: 2-3 • Neutral: 4-2 • Big 12: 1-2

Date	Opponent	Score	TCU	Opp	Inns	Attend.	Time	TCU Decision	Notes
			R-H-E	R-H-E					
2/17	vs. #10 Vanderbilt	W, 11-4	11-12-0	4-5-0	9	15,271	3:09	Savage (W, 1-0)	Frogs score 10 of 11 runs with two out; Taylor homers
2/18	vs. #8 Arkansas	W, 18-6	18-19-2	6-9-0	9	20,295	4:00	Klecker (W, 1-0)	All nine starters drive in a run; Davis homers
2/19	vs. Missouri	L, 8-9	8-9-4	9-17-1	(10)	16,100	4:06	Wright (L, 0-1)	Missouri rallies from down 6-3; Bishop drives in four
2/22	UT Arlington	W, 7-3	7-11-2	3-8-1	9	3,897	3:10	Rodriguez (W, 1-0)	Six Horned Frogs drive in a run; Fontenelle homers
2/24	Florida State	L, 1-10	1-2-1	10-11-1	9	4,902	2:52	Vanderhei (L, 0-1)	FSU scores seven runs in final two innings
2/25	Florida State	L, 8-10	8-13-3	10-13-1	9	4,090	3:16	Savage (L, 1-1)	TCU hits into triple play; Taylor homers for TCU
2/26	Florida State	W, 3-2	3-8-2	2-1-3	9	4,176	2:52	Klecker (W, 2-0)	TCU rallies with two runs in the seventh
2/28	at DBU	W, 4-1	4-7-1	1-3-1	(12)	1,737	3:36	Abeldt (W, 1-0)	Richardson drives in two; bullpen tosses 7 shutout frames
3/3	vs. Michigan	W, 6-0	6-6-0	0-4-1	9	10,074	2:32	Vanderhei (W, 1-1)	Fontenelle tallies PH 2-run home run; Vanderhei tallies win
3/4	vs. #14 Louisville	L, 2-3	2-4-1	3-13-1	9	14,005	2:38	Klecker (L, 2-1)	Bowen homers, Klecker makes first career start
3/5	vs. Rice	W, 7-0	7-9-1	0-4-1	9	9,534	2:29	Brown (W, 1-0)	Brown tosses seven shutout innings; Boyers homers
3/7	UT Arlington	L, 7-8	7-13-1	8-11-2	9	3,832	2:54	Sloan (L, 0-1)	UTA scores five runs in first two innings; Bishop homers
3/10	San Diego	L, 2-14	2-7-1	14-14-1	9	3,847	3:07	Vanderhei (L, 1-2)	USD scores multiple runs in first five innings
3/11	San Diego	W, 3-1	3-8-2	1-3-0	9	3,791	2:18	Klecker (W, 3-1)	Klecker tosses seven stong; Taylor homers
3/12	San Diego	W, 5-4	5-10-1	4-6-1	9	4,034	2:55	Stoutenborough (W, 1-0)	Taylor, Byrne and Davis homer for TCU
3/14	at Texas State	L, 4-8	4-7-0	8-10-0	9	2,486	2:46	Sloan (L, 0-2)	Texas State scores five in the third; Davis homers for TCU
3/17	at Oklahoma	W, 13-5	13-15-0	5-9-0	9	1,591	3:40	Vanderhei (W, 2-2)	Taylor and Bowen homer; eight Frogs drive in a run
3/18	at Oklahoma	L, 1-3	1-2-0	3-4-1	9	1,704	2:48	Klecker (L, 3-2)	Taylor homers for second straight game
3/19	at Oklahoma	L, 5-7	5-7-3	7-11-3	9	1,479	3:24	Abeldt (L, 1-1)	Oklahoma rallies with four unearned runs in the seventh

2023 LINE SCORES

T-2:48 A-1,704

2023 TCU BASEBALL




#0 TRE RICHARDSON
INF • 5-10 • 165 • R/R • JR
KINGWOOD, TEXAS
BAYLOR

RICHARDSON'S CAREER STATS													
Yr.	Avg	GP-GS	AB	R	H	2B	3B	HR	RBI	SLG	BB	SO	SB-A
'20*	.179	10-8	28	4	5	0	1	0	3	.250	3	7	0-0
'21*	.308	51-51	201	46	62	16	3	3	37	.463	18	38	6-6
'22*	.297	54-54	212	61	63	15	1	4	35	.434	32	51	9-11
'23	.333	19-19	72	15	24	6	0	1	12	.458	4	13	5-6
Tot	.300	134-132	513	126	154	37	5	8	87	.439	57	109	20-23

* - Indicates totals at Baylor

Season Highs	Career Highs
Hits 3, twice	Hits 4, three times
Runs..... 3 vs. Arkansas 2/18	Runs..... 5 at Oklahoma 3/27/22
RBI..... 2 at DBU 2/28	RBI..... 4 at Texas Tech 4/25/21
HR..... 1 vs. Rice 3/5	HR..... 1, eight times
SB..... 1 vs. Arkansas 2/18	SB..... 1, 16 times
Last HR vs. Rice 3/5/23	

- Career Highlights:
- Played in 134 games (132 starts, 1 as a pinch runner, 1 as a pinch hitter)
 - Started 132 games (104 at second base, 24 at shortstop, 4 as the designated hitter)
 - Has 43 multi-hit games and 21 multi-RBI contests
 - Reached base safely in 117 games and hit safely in 93 games



#1 ELIJAH NUNEZ
OF • 5-10 • 180 • L/L • JR
ARLINGTON, TEXAS
ARLINGTON MARTIN HS

NUNEZ'S CAREER STATS													
Yr.	Avg	GP-GS	AB	R	H	2B	3B	HR	RBI	SLG	BB	SO	SB-A
'21	.225	54-49	187	37	42	5	4	1	18	.310	43	47	10-14
'22	.287	60-59	223	61	64	7	4	1	31	.368	58	48	31-33
'23	.233	15-15	60	13	14	2	0	0	9	.267	7	16	3-5
Tot	.255	129-123	470	111	120	14	8	2	57	.332	108	111	44-52

Season Highs	Career Highs
Hits 3 vs. Vanderbilt 2/17	Hits 4, twice
Runs..... 2, three times	Runs..... 4 at Tarleton 4/6/21
RBI..... 4 vs. Vanderbilt 2/17	RBI..... 4, twice
HR..... N/A	HR..... 1, twice
SB 1, three times	SB 3 vs. Stephen F. Austin 2/22/22
Last HR at Abilene Christian 3/22/22	

- Career Highlights:
- Appeared in 129 games (123 as a starter, 5 as a defensive replacement, 1 as a pinch hitter)
 - Started 123 games (105 in center field, 18 in left field)
 - Reached base safely in 107 games and hit safely in 82
 - Has 28 multi-hit games and 14 multi-RBI contests



#4 KURTIS BYRNE
C • 6-0 • 220 • R/R • JR
ST. LOUIS, MO.
CHRISTIAN BROTHERS COLLEGE

BYRNE'S CAREER STATS													
Yr.	Avg	GP-GS	AB	R	H	2B	3B	HR	RBI	SLG	BB	SO	SB-A
'20	.067	5-4	15	1	1	0	0	0	1	.067	3	5	0-0
'21	.333	16-6	27	8	9	3	0	1	9	.556	7	4	1-1
'22	.291	57-55	206	33	60	15	1	5	44	.447	20	32	2-2
'23	.197	15-14	61	6	12	2	0	1	9	.279	4	15	0-0
Tot	.265	93-79	309	48	82	20	1	7	63	.405	34	56	3-3

Season Highs	Career Highs
Hits 2, twice	Hits 3, four times
Runs..... 2 vs. Arkansas 2/18	Runs..... 3, three times
RBI..... 2, twice	RBI..... 5 vs. UT Arlington 4/19/22
HR..... 1 vs. San Diego 3/12	HR..... 1, seven times
SB N/A	SB 1, three times
Last HR vs. San Diego 3/12/23	

- Career Highlights:
- Appeared in 93 games (79 as a starter, 9 as a defensive replacement, 5 as a pinch hitter)
 - Started 79 games (69 at catcher, 10 as a designated hitter)
 - Reached base safely in 71 games and hit safely in 58
 - Has 20 multi-hit games and 12 multi-RBI contests



#5 ANTHONY SILVA
INF • 6-2 • 200 • R/R • FR
SAN ANTONIO, TEXAS
CLARK HS

SILVA'S CAREER STATS													
Yr.	Avg	GP-GS	AB	R	H	2B	3B	HR	RBI	SLG	BB	SO	SB-A
'23	.262	12-12	42	5	11	2	0	0	8	.310	1	12	3-3

Season Highs	Career Highs
Hits 3 vs. Florida State 2/26	Hits 3 vs. Florida State 2/26/23
Runs..... 1, five times	Runs..... 1, five times
RBI..... 3 vs. Arkansas 2/18	RBI..... 3 vs. Arkansas 2/18/23
HR..... N/A	HR..... N/A
SB 1, three times	SB 1, three times
Last HR N/A	

- Career Highlights:
- Started 12 games (12 at shortstop)
 - Reached base safely in eight games and hit safely in eight
 - Has two multi-hit games and three multi-RBI contests




#6 LUKE BOYERS
OF • 5-11 • 200 • S/R • JR
BOERNE, TEXAS
SAMUEL V. CHAMPION HS

BOYERS' CAREER STATS													
Yr.	Avg	GP-GS	AB	R	H	2B	3B	HR	RBI	SLG	BB	SO	SB-A
'21	.307	46-42	150	35	46	4	0	1	22	.353	17	46	10-14
'22	.250	60-60	224	46	56	11	2	6	37	.397	25	65	11-13
'23	.188	18-15	48	12	9	0	0	1	5	.250	16	19	3-4
Tot	.263	124-117	422	93	111	15	2	8	64	.365	58	130	24-31

Season Highs	Career Highs
Hits 3 vs. UT Arlington 3/7	Hits 4 vs. Texas Southern 2/23/21
Runs..... 2, three times	Runs..... 6 vs. Texas Southern 2/23/21
RBI..... 3 vs. Rice 3/5	RBI..... 4 at Kansas 5/13/22
HR..... 1 vs. Rice 3/5	HR..... 1, eight times
SB 2 vs. Arkansas 2/18	SB 2, three times
Last HR vs. Rice 3/5/23	

- Career Highlights:**
- Played in 124 games (117 starts, five as a pinch hitter and two as a defensive replacement)
 - Started 117 games (79 in right field, 29 in left field and 9 in center field)
 - Tallied 29 multi-hit games and 19 multi-RBI games
 - Reached base safely in 105 games and hit safely in 78 games



#7 GABE MIRANDA
INF • 6-3 • 210 • L/L • FR
ORANGE, CALIF.
ORANGE LUTHERAN HS

MIRANDA'S CAREER STATS													
Yr.	Avg	GP-GS	AB	R	H	2B	3B	HR	RBI	SLG	BB	SO	SB-A
'23													

Season Highs	Career Highs
Hits N/A	Hits N/A
Runs..... N/A	Runs..... N/A
RBI..... N/A	RBI..... N/A
HR..... N/A	HR..... N/A
SB N/A	SB N/A
Last HR N/A	

- Career Highlights:**
- Participated in USA Baseball's U16 National Team Development Program
 - Named All-League as a senior
 - Played with fellow Horned Frogs Karson Bowen and Louis Rodriguez in high school
 - Born with a bad foot, doctor's feared he would not be able to walk



#9 BRODY GREEN
INF • 6-4 • 190 • R/R • SO
OWASSO, OKLA.
OWASSO HS

GREEN'S CAREER STATS													
Yr.	Avg	GP-GS	AB	R	H	2B	3B	HR	RBI	SLG	BB	SO	SB-A
'22	.143	8-1	7	2	1	0	0	1	1	.571	2	5	0-0
'23	.222	7-1	9	2	2	1	0	0	2	.333	1	4	0-0
Tot	.188	15-2	16	4	3	1	0	1	3	.438	3	9	0-0

Season Highs	Career Highs
Hits 2 vs. Rice 3/5	Hits 2 vs. Rice 3/5/23
Runs..... 1, twice	Runs..... 2 at Kansas 5/14/22
RBI..... 2 vs. Rice 3/5	RBI..... 2 vs. Rice 3/5/23
HR..... N/A	HR..... 1 at Kansas 5/14/22
SB N/A	SB N/A
Last HR N/A	

- Career Highlights:**
- Played in 15 games (2 as a starter, four as a pinch hitter, two as a pinch runner and seven as a defensive replacement)
 - Started 2 games (2 at first base)
 - Reached base safely in six games and hit safely in two games



#10 JAKE DUER
OF • 6-1 • 190 • L/L • FR
FLOWER MOUND, TEXAS
FLOWER MOUND HS

DUER'S CAREER STATS													
Yr.	Avg	GP-GS	AB	R	H	2B	3B	HR	RBI	SLG	BB	SO	SB-A
'23	.250	4-3	8	1	2	0	0	0	1	.250	0	3	0-0

Season Highs	Career Highs
Hits 2 at Texas State 3/14	Hits 2 at Texas State 3/14/23
Runs..... 1 at Texas State 3/14	Runs..... 1 at Texas State 3/14/23
RBI..... 1 at Texas State 3/14	RBI..... 1 at Texas State 3/14/23
HR..... N/A	HR..... N/A
SB N/A	SB N/A
Last HR N/A	

- Career Highlights:**
- Made four appearances (three as a starter and one as a pinch hitter)
 - Started three games (three as a designated hitter)
 - Recorded a hit in one game and reached safely in one
 - Has one multi-hit game

2023 TCU BASEBALL



#11 AUSTIN DAVIS
OF • 5-11 • 175 • R/R • GR
ORLANDO, FLA.
WEST VIRGINIA

DAVIS' CAREER STATS													
Yr.	Avg	GP-GS	AB	R	H	2B	3B	HR	RBI	SLG	BB	SO	SB-A
'19*	.220	42-16	59	14	13	1	0	0	3	.237	8	18	12-16
'20*	.322	16-16	59	9	19	4	1	0	10	.424	5	11	6-7
'21*	.320	51-49	175	28	56	9	1	1	18	.400	18	35	17-20
'22*	.330	55-55	224	56	74	11	1	4	26	.442	18	33	29-35
'23	.264	19-19	72	15	19	7	0	4	15	.528	15	22	6-9
Tot	.308	183-155	589	122	181	32	3	9	72	.417	64	119	70-87
* - Indicates totals at West Virginia													



#12 DAVID BISHOP
INF • 6-3 • 210 • R/R • SO
MARIETTA, GA.
FELLOWSHIP CHRISTIAN

BISHOP'S CAREER STATS													
Yr.	Avg	GP-GS	AB	R	H	2B	3B	HR	RBI	SLG	BB	SO	SB-A
'22	.261	56-55	218	40	57	8	2	6	47	.399	27	45	3-5
'23	.250	18-18	68	6	17	5	1	1	10	.397	9	21	0-0
Tot	.259	74-73	286	46	74	13	3	7	57	.399	36	66	3-5



#13 MASON SPEAKER
C/INF • 6-4 • 230 • R/R • SO
FORT WORTH, TEXAS
ALL SAINT'S EPISCOPAL

SPEAKER'S CAREER STATS													
Yr.	Avg	GP-GS	AB	R	H	2B	3B	HR	RBI	SLG	BB	SO	SB-A
'20	.000	4-0	3	0	0	0	0	0	0	.000	0	0	0-0
'21	.500	3-0	4	1	2	0	0	0	2	.500	2	0	0-0
'22	.143	13-3	14	0	2	1	0	0	5	.214	2	6	0-0
'23													
Tot	.190	20-3	21	1	4	1	0	0	7	.238	4	6	0-0



#14 KARSON BOWEN
C • 5-11 • 215 • R/R • FR
ANAHEIM HILLS, CALIF.
ORANGE LUTHERAN HS

BOWEN'S CAREER STATS													
Yr.	Avg	GP-GS	AB	R	H	2B	3B	HR	RBI	SLG	BB	SO	SB-A
'23	.333	13-12	45	9	15	4	0	2	11	.556	4	11	1-1

Season Highs	Career Highs
Hits 3, twice	Hits 5 at Texas Tech 4/24/22
Runs..... 2, four times	Runs..... 4, twice
RBI..... 3 vs. Arkansas 2/18	RBI..... 4 at Kansas 4/30/22
HR..... 1, four times	HR..... 1, nine times
SB 1, six times	SB 4 vs. Canisius 2/19/19
Last HR..... at Texas State 3/14/23	

- Career Highlights:**
- Played in 183 games (155 starts, seven as a pinch hitter, 10 as a pinch runner and 11 as a defensive replacement)
 - Started 155 games (132 in right field, 16 in left field and 7 in center field)
 - Tallied 49 multi-hit games and 16 multi-RBI games
 - Reached hit safely in 110 games and reached safely in 124 games

Season Highs	Career Highs
Hits 3 vs. Arkansas 2/18	Hits 5 vs. Incarnate Word 5/10/22
Runs..... 4 vs. Arkansas 2/18	Runs..... 4 vs. Arkansas 2/18
RBI..... 4 vs. Missouri 2/19	RBI..... 5, twice
HR..... 1 vs. UT Arlington 3/7/23	HR..... 1, seven times
SB N/A	SB 1, three times
Last HR..... vs. UT Arlington 3/7/23	

- Career Highlights:**
- Played in 74 games (73 starts and one as a pinch hitter)
 - Started 73 games (72 at first base and one as the designated hitter)
 - Tallied 22 multi-hit games and 13 multi-RBI games
 - Reached base safely in 57 games and hit safely in 43 games


Season Highs	Career Highs
Hits N/A	Hits 1, four times
Runs..... N/A	Runs..... 1 vs. Texas Southern 2/23/22
RBI..... N/A	RBI..... 3 vs. TAMU-Corpus Christi 3/15/22
HR N/A	HR N/A
SB N/A	SB N/A
Last HR..... N/A	

- Career Highlights:**
- Appeared in 20 games (12 as a pinch hitter, five as a defensive replacement and three as a starter)
 - Started three games (three as a designated hitter)
 - Reached base in five games and tallied a hit in four games
 - Has three multi-RBI games

Season Highs	Career Highs
Hits 2, six times	Hits 2, six times
Runs..... 2 at DBU 2/28	Runs..... 2 at DBU 2/28/23
RBI..... 3 at Oklahoma 3/19	RBI..... 3 at Oklahoma 3/19/23
HR..... 1, twice	HR..... 1, twice
SB 1 vs. UT Arlington 2/22	SB 1 vs. UT Arlington 2/22/23
Last HR..... at Oklahoma 3/17/23	

- Career Highlights:**
- Appeared in 13 games (one as a defensive replacement and 12 as a starter)
 - Started 12 game (12 as the catcher)
 - Reached safely in nine games and hit safely in nine games.
 - Has six multi-hit games and three multi-RBI games

2023 TCU BASEBALL



#22 LOGAN MAXWELL
OF • 5-10 • 185 • L/L • SO
LIMA, OHIO
SHAWNEE H.S.

MAXWELL'S CAREER STATS													
Yr.	Avg	GP-GS	AB	R	H	2B	3B	HR	RBI	SLG	BB	SO	SB-A
'22	.194	26-21	72	11	14	4	0	0	12	.250	17	20	5-7
'23	.500	8-5	14	3	7	1	0	0	2	.571	2	2	0-0
Tot	.244	34-26	86	14	21	5	0	0	14	.302	19	22	5-7

Season Highs	Career Highs
Hits4 at Oklahoma 3/17	Hits4 at Oklahoma 3/17/23
Runs.....3 at Oklahoma 3/17	Runs.....3 at Oklahoma 3/17/23
RBI.....1, twice	RBI.....3 vs. UTSA 3/30/22
HR.....N/A	HR.....N/A
SBN/A	SB2 vs. Army 3/13/22
Last HR.....N/A	

- Career Highlights:**
- Appeared in 34 games (26 as a starter, five as a pinch hitter, three as a defensive replacement)
 - Started 26 games (25 in left field and one as the designated hitter)
 - Reached base in 21 games and tallied a hit in 14 games
 - Has five multi-hit contests and four multi-RBI games



#23 FISHER INGERSOLL
INF • 6-2 • 210 • B/R • FR
LEHI, UTAH
AMERICAN FORK HS

INGERSOLL'S CAREER STATS													
Yr.	Avg	GP-GS	AB	R	H	2B	3B	HR	RBI	SLG	BB	SO	SB-A
'23	.143	5-4	7	1	1	0	0	0	1	.143	2	3	0-1

Season Highs	Career Highs
Hits1 vs. UT Arlington 2/22	Hits1 vs. UT Arlington 2/22/23
Runs.....1 vs. UT Arlington 2/22	Runs.....1 vs. UT Arlington 2/22/23
RBI.....1 vs. UT Arlington 2/22	RBI.....1 vs. UT Arlington 2/22/23
HR.....N/A	HR.....N/A
SBN/A	SBN/A
Last HR.....N/A	

- Career Highlights:**
- Appeared in five games (four as a starter, one as a pinch runner)
 - Started four games (four as a designated hitter)
 - Reached safely in one game and hit safely in one game



#32 COLE FONTENELLE
INF • 6-3 • 205 • B/L • JR
SAMAMMISH, WASH.
MCLENNAN COLLEGE

FONTENELLE'S CAREER STATS													
Yr.	Avg	GP-GS	AB	R	H	2B	3B	HR	RBI	SLG	BB	SO	SB-A
'21*	.176	24-14	51	2	9	2	0	0	1	.216	2	17	0-0
'23	.267	17-15	60	10	16	5	0	2	10	.450	4	12	3-4
Tot	.212	41-29	111	12	25	7	0	2	11	.313	6	29	3-4
* - Indicates totals at Washington													

Season Highs	Career Highs
Hits3 at Oklahoma 3/17	Hits3 at Oklahoma 3/17/23
Runs.....2 vs. UT Arlington 2/22	Runs.....2 vs. UT Arlington 2/22/23
RBI.....3 at Oklahoma 3/17	RBI.....4 at Oklahoma 3/17/23
HR.....1, twice	HR.....1, twice
SB1, three times	SB1, three times
Last HR.....vs. Michigan 3/3	

- Career Highlights:**
- Appeared in 41 games (29 as a starter, nine as a pinch hitter and two as a pinch runner)
 - Started 29 games (17 at third base, six in left field, three at first base and three as the designated hitter)
 - Hit safely in 19 games and reached base safely in 24 games
 - Has five multi-hit games and three multi-RBI games




#35 OWEN BLACKLEDGE
INF • 6-3 • 200 • L/R • SO
NORTH CANTON, OHIO
HOOVER H.S.

BLACKLEDGE'S CAREER STATS													
Yr.	Avg	GP-GS	AB	R	H	2B	3B	HR	RBI	SLG	BB	SO	SB-A
'22	.083	9-4	12	2	1	1	0	0	2	.167	6	5	0-0
'23	.500	2-0	2	0	1	1	0	0	1	1.000	0	1	0-0
Tot	.143	11-4	14	2	2	2	0	0	3	.154	6	5	0-0

Season Highs	Career Highs
Hits1 vs. San Diego 3/10	Hits1, twice
Runs.....N/A	Runs.....1, twice
RBI.....1 vs. San Diego 3/10	RBI.....1, three times
HR.....N/A	HR.....N/A
SBN/A	SBN/A
Last HR.....N/A	

- Career Highlights:**
- Played in 11 career games (four starts and seven as a pinch hitter)
 - Started four games (four as the designated hitter)
 - Hit safely in two games and reached base safely in six games

2023 TCU BASEBALL



#55 BRAYDEN TAYLOR
INF • 6-1 • 180 • L/R • JR
WEST JORDON, UTAH
COPPER HILLS HS

TAYLOR'S CAREER STATS													
Yr.	Avg	GP-GS	AB	R	H	2B	3B	HR	RBI	SLG	BB	SO	SB-A
'21	.324	58-58	222	54	72	11	4	12	53	.572	49	46	15-16
'22	.314	59-58	210	55	66	14	1	13	50	.576	55	40	10-10
'23	.268	19-19	71	17	19	1	0	7	14	.577	18	18	3-3
Tot	.312	136-135	503	126	157	26	5	32	117	.575	122	104	28-29

Season Highs		Career Highs	
Hits	4 vs. Arkansas 2/18	Hits	4 vs. Arkansas 2/18/23
Runs	3 at Oklahoma 3/17	Runs	3, five times
RBI	2, four times	RBI	5 vs. Baylor 3/28/21
HR	1, seven times	HR	1, 32 times
SB	1, three times	SB	3 vs. Oklahoma State 5/30/21
Last HR	vs. Florida State 2/25/23		

- Career Highlights:
- Played 136 games (135 starts, one as a pinch hitter)
 - Started 135 games (119 at third base, 10 at second base and six at shortstop)
 - Has 47 multi-hit games and 31 multi-RBI contests
 - Hit safely in 99 games and reached safely in 119



#13 MASON SPEAKER
RHP • 6-4 • 230 • R/R • SO
FORT WORTH, TEXAS
ALL SAINT'S EPISCOPAL

SPEAKER'S CAREER STATS													
Yr.	ERA	W-L	G-GS	CG	SH/CB	SV	IP	H	R	ER	BB	SO	WP
'23	7.50	0-0	5-0	0	0/0	0	6.0	6	5	5	3	4	0
HP													1

Season Highs		Career Highs	
SO	1, four times	SO	1, four times
Walks	1, three times	Walks	1, three times
Hits	3 at Texas State 3/14	Hits	3 at Texas State 3/14/23
IP	2.0 vs. UT Arlington 3/7	IP	2.0 vs. UT Arlington 3/7/23
ER	3 at Texas State 3/14	ER	3 at Texas State 3/14/23

Date	Opponent	W-L-SV	ERA	IP	H	R	ER	BB	SO	HP	BF
2/19	Missouri	0-0-0	0.00	0.2	1	0	0	0	0	0	2
2/24	Florida State	0-0-0	10.80	1.0	2	2	2	1	1	0	6
3/7	UT Arlington	0-0-0	4.91	2.0	0	0	0	1	1	0	7
3/14	Texas State	0-0-0	8.44	1.2	3	3	3	1	1	0	8
3/18	Oklahoma	0-0-0	7.50	0.2	0	0	0	0	1	1	3

- Career Highlights:
- Team is 0-5 in games he pitches
 - Has stranded three of eight inherited runners



#15 SAM STOUTENBOROUGH
RHP • 6-3 • 185 • R/R • GR
MONTEREY, CALIF.
CAL

STOUTENBOROUGH'S CAREER STATS													
Yr.	ERA	W-L	G-GS	CG	SH/CB	SV	IP	H	R	ER	BB	SO	WP
'19*	4.52	8-5	15-5	0	0/0	0	81.2	88	47	41	25	50	5
'20*	4.95	0-2	4-4	0	0/0	0	20.0	18	11	11	10	14	0
'21*	3.73	1-2	13-0	0	0/0	0	41.0	42	20	17	14	32	4
'22*	5.58	2-4	17-8	0	0/0	0	59.2	73	41	37	8	38	6
'23	4.26	1-0	4-1	0	0/0	0	12.2	17	9	6	5	17	3
Tot	4.71	12-13	53-18	0	0/0	0	214.0	238	128	112	62	151	18
HP													16

* - Indicates totals at California

Season Highs		Career Highs	
SO	7 vs. Missouri 2/19	SO	7, twice
Walks	3 at Oklahoma 3/17	Walks	3, three times
Hits	7 vs. Missouri 2/19	Hits	9, twice
IP	4.0 vs. Missouri 2/19	IP	7.1 at Utah 5/5/19
ER	4 at Oklahoma 3/17	ER	6, twice

Date	Opponent	W-L-SV	ERA	IP	H	R	ER	BB	SO	HP	BF
2/19	Missouri*	0-0-0	4.50	4.0	7	2	2	1	7	1	21
3/7	UT Arlington	0-0-0	2.45	3.1	3	2	0	1	5	0	14
3/12	San Diego	1-0-0	2.00	1.2	1	1	0	0	1	0	6
3/17	Oklahoma	1-0-0	4.26	3.2	6	4	4	3	4	0	19

- Career Highlights:
- Team is 26-27 in games he pitches
 - Team is 7-11 in games he starts
 - Held opponents scoreless in 11 of 35 relief appearances
 - Allowed nine of 16 inherited runners to score

2023 TCU BASEBALL



#16 LUKE SAVAGE
RHP • 6-3 • 200 • R/R • JR
PLANO, TEXAS
PRESTONWOOD CHRISTIAN

SAVAGE'S CAREER STATS														
Yr.	ERA	W-L	G-GS	CG	SH/CB	SV	IP	H	R	ER	BB	SO	WP	HP
'21	3.32	3-0	7-3	0	0/0	0	19.0	18	11	7	4	20	1	2
'22	2.72	1-1	25-0	0	0/0	2	39.2	34	14	12	17	35	3	8
'23	3.86	1-1	4-1	0	0/0	1	11.2	10	5	5	4	6	0	2
Tot	3.07	5-2	36-4	0	0/0	3	70.1	62	39	24	25	61	4	12

Career Highlights:

- Team is 21-15 in games he pitches
- Team is 3-1 in games he starts
- Held opponents scoreless in 18 of 32 relief appearances
- Has stranded 16 of 34 inherited runners



#17 KOLE KLECKER
RHP • 6-2 • 205 • R/R • FR
CHANDLER, ARIZ.
HAMILTON HS

KLECKER'S CAREER STATS														
Yr.	ERA	W-L	G-GS	CG	SH/CB	SV	IP	H	R	ER	BB	SO	WP	HP
'23	2.22	3-2	5-3	0	0/0	0	24.1	17	7	6	3	20	0	1

Career Highlights:

- Team is 3-2 in games he pitches
- Team is 1-2 in games he starts
- Has stranded all three of his inherited runners



#18 STORM HIERHOLZER
RHP • 6-3 • 215 • R/R • SO
AUSTIN, TEXAS
LAKE TRAVIS HS

HIERHOLZER'S CAREER STATS														
Yr.	ERA	W-L	G-GS	CG	SH/CB	SV	IP	H	R	ER	BB	SO	WP	HP
'21	5.79	0-0	4-0	0	0/1	0	4.2	3	4	3	6	5	0	0
'22	12.79	0-0	7-0	0	0/0	0	6.1	10	10	9	5	6	2	2
'23														
Tot	9.82	0-0	11-0	0	0/1	0	11.0	13	14	12	11	11	2	2

Career Highlights:

- Team is 6-5 in games he pitches
- Held opponents scoreless in six of 11 appearances



#19 CALVIN MARLEY
RHP • 6-4 • 240 • R/R • JR
FORT COLLINS, COLO.
COLLEGE OF SOUTHERN NEVADA

MARLEY'S CAREER STATS														
Yr.	ERA	W-L	G-GS	CG	SH/CB	SV	IP	H	R	ER	BB	SO	WP	HP
'19	4.15	0-1	15-0	0	0/0	0	17.1	16	9	8	9	9	8	2
'20	18.00	0-0	3-0	0	0/0	0	2.0	3	5	4	2	4	0	0
'23	81.00	0-0	2-0	0	0/0	0	0.2	2	6	6	4	1	1	0
Tot	8.10	0-1	20-0	0	0/0	0	20.0	21	20	18	15	14	9	2

* - Indicates totals at Wichita State

Career Highlights:

- Team is 7-13 in games he pitches
- Held opponents scoreless in nine of 20 appearances
- Allowed nine of 19 inherited runners to score

Season Highs					Career Highs				
SO	2	vs. Vanderbilt	2/17	SO	5	@ West Virginia	5/2/21
Walks	2	vs. Florida State	2/25	Walks	3	at Oklahoma State	5/8/22
Hits	6	vs. Florida State	2/25	Hits	6	twice	
IP	4.1	vs. Florida State	2/25	IP	4.1	vs. Florida State	2/25/23
ER	4	vs. Florida State	2/25	ER	4	vs. Florida State	2/25/23

Date	Opponent	W-L-SV	ERA	IP	H	R	ER	BB	SO	HP	BF
2/17	Vanderbilt	1-0-0	1.00	3.1	3	1	1	1	2	1	15
2/25	Florida State*	1-1-0	5.87	4.1	6	4	4	2	1	0	20
3/3	Michigan	1-1-1	4.22	3.0	1	0	0	0	1	1	10
3/19	Oklahoma	1-1-1	3.86	1.0	0	0	0	1	2	0	4

Season Highs					Career Highs				
SO	6	vs. Arkansas	2/18	SO	6	vs. Arkansas	2/18/23
Walks	2	at Oklahoma	3/18	Walks	2	at Oklahoma	3/18/23
Hits	9	vs. Louisville	3/4	Hits	9	vs. Louisville	3/4/23
IP	7.0	vs. San Diego	3/11	IP	7.0	vs. San Diego	3/11/23
ER	2	twice		ER	2	twice	

Date	Opponent	W-L-SV	ERA	IP	H	R	ER	BB	SO	HP	BF
2/18	Arkansas	1-0-0	2.08	4.1	3	1	1	0	6	0	17
2/26	Florida State	2-0-0	1.08	4.0	0	0	0	0	5	0	12
3/4	Louisville*	2-1-0	2.19	4.0	9	3	2	0	3	0	19
3/11	San Diego*	3-1-0	1.86	7.0	2	1	1	1	2	1	25
3/18	Oklahoma*	3-2-0	2.22	5.0	3	2	2	2	4	0	20

Season Highs					Career Highs				
SO	N/A			SO	3	at Texas State	3/9/21
Walks	N/A			Walks	3	at Texas State	3/9/21
Hits	N/A			Hits	4	at Louisville	3/8/22
IP	N/A			IP	1.2	twice	
ER	N/A			ER	5	at Louisville	3/8/22

Date	Opponent	W-L-SV	ERA	IP	H	R	ER	BB	SO	HP	BF
------	----------	--------	-----	----	---	---	----	----	----	----	----

Season Highs					Career Highs				
SO	1	vs. Florida State	2/24	SO	2	twice	
Walks	3	vs. San Diego	3/10	Walks	3	vs. San Diego	3/10/23
Hits	2	vs. Florida State	2/24	Hits	4	vs. Houston	4/12/19
IP	0.2	vs. Florida State	2/24	IP	3.0	vs. Houston	4/12/19
ER	3	twice		ER	3	vs. Florida State	2/24/23

Date	Opponent	W-L-SV	ERA	IP	H	R	ER	BB	SO	HP	BF
2/24	Florida State	0-0-0	40.50	0.2	2	3	3	1	1	0	5
3/10	San Diego	0-0-0	81.00	0.0	0	3	3	3	0	0	3

2023 TCU BASEBALL



#20 CAM BROWN
RHP • 6-3 • 225 • R/R • JR
FLOWER MOUND, TEXAS
FLOWER MOUND HS

BROWN'S CAREER STATS														
Yr.	ERA	W-L	G-GS	CG	SH/CB	SV	IP	H	R	ER	BB	SO	WP	HP
'21	1.93	2-0	3-3	0	0/1	0	9.1	5	3	2	3	8	0	4
'22	4.42	5-2	13-9	0	0/0	0	53.0	45	29	26	31	49	9	7
'23	2.70	1-0	6-5	0	0/0	0	23.1	17	9	7	12	26	0	3
Tot	3.68	8-2	22-17	0	0/1	0	85.2	67	41	35	46	83	9	14

Career Highlights:

- Team is 14-3 in games he started
- Team is 15-5 in games he pitches
- Allowed three of five inherited runners to score



#21 GARRETT WRIGHT
RHP • 6-2 • 220 • R/R • JR
COLLEGE STATION, TEXAS
A&M CONSOLIDATED HS

WRIGHT'S CAREER STATS														
Yr.	ERA	W-L	G-GS	CG	SH/CB	SV	IP	H	R	ER	BB	SO	WP	HP
'21	3.63	3-1	19-0	0	0/0	1	22.1	20	14	9	16	35	1	1
'22	2.89	0-0	20-0	0	0/0	5	18.2	12	7	6	16	27	5	1
'23	15.43	0-1	2-0	0	0/0	0	2.1	3	4	4	5	1	4	0
Tot	3.95	3-2	41-0	0	0/0	6	43.1	35	25	19	37	63	9	2

Career Highlights:

- Team is 28-13 in games he pitches
- Is 6-for-8 in save opportunities
- Held opponents scoreless in 31 of 41 appearances
- Has stranded 27 of his 41 of his inherited runners



#25 JAX TRAEGER
RHP • 6-1 • 215 • R/R • FR
SPRING, TEXAS
CONCORDIA LUTHERAN

TRAEGER'S CAREER STATS														
Yr.	ERA	W-L	G-GS	CG	SH/CB	SV	IP	H	R	ER	BB	SO	WP	HP
'23	1.80	0-0	1-0	0	0/0	0	5.0	5	1	1	0	4	0	0

Career Highlights:

- Team is 0-1 in games he pitches

Season Highs					Career Highs				
SO	9	vs. Florida State	2/26	SO	9	twice	
Walks	5	vs. Florida State	2/26	Walks	5	vs. Florida State	2/26/23
Hits	5	vs. Arkansas	2/18	Hits	7	at Baylor	3/20/22
IP	7.0	vs. Rice	3/5	IP	8.0	vs. Louisiana	6/5/22
ER	4	vs. Arkansas	2/18	ER	4	three times	

Date	Opponent	W-L-SV	ERA	IP	H	R	ER	BB	SO	HP	BF
2/18	Arkansas*	0-0-0	21.60	1.2	5	4	4	1	1	0	11
2/22	UT Arlington	0-0-0	13.50	1.0	1	0	0	0	1	0	4
2/26	Florida State*	0-0-0	4.70	5.0	1	2	0	5	9	1	24
3/5	Rice*	1-0-0	2.45	7.0	3	0	0	3	8	0	25
3/12	San Diego*	1-0-0	2.37	4.1	3	1	1	2	5	1	18
3/19	Oklahoma*	1-0-0	2.70	4.1	4	2	2	1	2	0	20

Season Highs					Career Highs				
SO	1	vs. Missouri	2/19	SO	5	vs. Oklahoma State	5/30/21
Walks	3	vs. Missouri	2/19	Walks	3	three times	
Hits	3	vs. Missouri	2/19	Hits	4	at Kansas State	5/21/21
IP	2.0	vs. Missouri	2/19	IP	3.1	vs. Oklahoma State	5/30/21
ER	3	vs. Missouri	2/19	ER	4	twice	

Date	Opponent	W-L-SV	ERA	IP	H	R	ER	BB	SO	HP	BF
2/19	Missouri	0-1-0	13.50	2.0	3	3	3	3	1	0	12
3/18	Oklahoma	0-1-0	15.43	0.1	0	1	1	2	0	0	3

Season Highs					Career Highs				
SO	4	vs. San Diego	3/10	SO	4	vs. San Diego	3/10/23
Walks	N/A			Walks	N/A		
Hits	5	vs. San Diego	3/10	Hits	5	vs. San Diego	3/10/23
IP	5.0	vs. San Diego	3/10	IP	5.0	vs. San Diego	3/10/23
ER	1	vs. San Diego	3/10	ER	1	vs. San Diego	3/10/23

Date	Opponent	W-L-SV	ERA	IP	H	R	ER	BB	SO	HP	BF
3/10	San Diego	0-0-0	1.80	5.0	5	1	1	0	4	0	20

2023 TCU BASEBALL



#27 HUNTER HODGES
RHP • 6-3 • 225 • R/R • JR.
WILMINGTON, N.C.
UNC WILMINGTON

HODGES' CAREER STATS														
Yr.	ERA	W-L	G-GS	CG	SH/CB	SV	IP	H	R	ER	BB	SO	WP	HP
'21*	4.38	2-3	24-0	0	0/0	3	39.0	21	24	19	29	52	10	2
'22*	4.11	3-2	27-0	0	0/0	7	30.2	10	14	14	33	51	16	1
'23														
Tot	4.26	5-5	51-0	0	0/0	10	69.2	31	38	33	62	103	26	3
* - Indicates totals at UNC Wilmington														

Career Highlights:

- Team is 28-23 in games he pitches
- Held opponents scoreless in 32 of 51 relief appearances
- Is 10-for-12 in save opportunities
- Has stranded 29 of 44 inherited runners



#28 COHEN FESER
RHP • 6-2 • 195 • R/R • SO
SAN ANTONIO, TEXAS
REAGAN H.S.

FESER'S CAREER STATS														
Yr.	ERA	W-L	G-GS	CG	SH/CB	SV	IP	H	R	ER	BB	SO	WP	HP
'22	3.86	1-0	9-0	0	0/0	0	16.1	21	8	7	0	11	0	1
'23	0.00	0-0	5-0	0	0/0	1	6.1	4	1	0	1	7	0	0
Tot	2.78	1-0	14-0	0	0/0	1	22.2	25	9	7	1	18	0	1

Career Highlights:

- Team is 8-6 in games he pitches
- Held opponents scoreless in seven of 14 relief appearances
- Has stranded 10 of 17 inherited runners



#30 LOUIS RODRIGUEZ
RHP • 6-1 • 205 • R/R • FR
LONG BEACH, CALIF.
ORANGE LUTHERAN HS

RODRIGUEZ'S CAREER STATS														
Yr.	ERA	W-L	G-GS	CG	SH/CB	SV	IP	H	R	ER	BB	SO	WP	HP
'23	1.29	1-0	6-0	0	0/1	2	14.0	12	4	2	3	14	0	3

Career Highlights:

- Team is 5-1 in games he pitches
- Has stranded two of seven inherited runners

Season Highs							Career Highs						
SO N/A						SO 5 vs. Cincinnati 3/6/21					
Walks N/A						Walks 5 vs. College of Charleston 5/8/22					
Hits N/A						Hits 3, twice					
IP N/A						IP 4.0 at William and Mary 3/21/21					
ER N/A						ER 4, four times					

Date	Opponent	W-L-SV	ERA	IP	H	R	ER	BB	SO	HP	BF
------	----------	--------	-----	----	---	---	----	----	----	----	----


Season Highs							Career Highs						
SO 3 vs. Florida State 2/25						SO 4 vs. Army 3/12/22					
Walks 1 vs. Florida State 2/25						Walks 1 vs. Florida State 2/25/23					
Hits 2 vs. Florida State 2/25						Hits 4, twice					
IP 2.2 vs. Florida State 2/25						IP 4.0 vs. Army 3/12/22					
ER N/A						ER 2, twice					

Date	Opponent	W-L-SV	ERA	IP	H	R	ER	BB	SO	HP	BF
2/19	Missouri	0-0-0	0.00	0.1	1	1	0	0	1	0	2
2/22	UT Arlington	0-0-0	0.00	2.0	1	0	0	0	2	0	7
2/25	Florida State	0-0-0	0.00	2.2	2	0	0	1	3	0	10
2/28	DBU	0-0-1	0.00	1.0	0	0	0	0	1	0	3
3/17	Oklahoma	0-0-0	0.00	0.1	0	0	0	0	0	0	1

Season Highs							Career Highs						
SO 4, three times						SO 4, three times					
Walks 1, three times						Walks 1, three times					
Hits 5 at Oklahoma 3/19						Hits 5 at Oklahoma 3/19/23					
IP 4.2 at DBU 2/28						IP 4.2 at DBU 2/28/23					
ER 1, twice						ER 1, twice					

Date	Opponent	W-L-SV	ERA	IP	H	R	ER	BB	SO	HP	BF
2/22	UT Arlington	1-0-0	3.38	2.2	3	1	1	0	4	1	12
2/28	DBU	1-0-0	1.23	4.2	1	0	0	0	4	0	15
3/5	Rice	1-0-0	0.96	2.0	1	0	0	1	2	0	8
3/11	San Diego	1-0-1	0.79	2.0	1	0	0	0	4	0	8
3/12	San Diego	1-0-2	0.77	0.1	1	0	0	1	0	0	3
3/19	Oklahoma	1-0-2	1.29	2.1	5	3	1	1	0	2	14

2023 TCU BASEBALL



#31 JUSTIN HACKETT
RHP • 6-3 • 215 • R/R • FR
WINTERSET, IOWA
WINTERSET SENIOR HS

HACKETT'S CAREER STATS														
Yr.	ERA	W-L	G-GS	CG	SH/CB	SV	IP	H	R	ER	BB	SO	WP	HP
'23	12.46	0-0	4-0	0	0/0	0	4.1	9	6	6	0	6	4	0

- Career Highlights:
- Team is 1-3 in games he pitches

Season Highs					Career Highs				
SO2, twice				SO2, twice			
WalksN/A				WalksN/A			
Hits4 vs. San Diego 3/10				Hits4 vs. San Diego 3/10/23			
IP1.1 vs. Florida State 2/24				IP1.1 vs. Florida State 2/24/23			
ER3 vs. San Diego 3/10				ER3 vs. San Diego 3/10/23			

Date	Opponent	W-L-SV	ERA	IP	H	R	ER	BB	SO	HP	BF
2/18	Arkansas	0-0-0	9.00	1.0	1	1	1	0	2	0	4
2/24	Florida State	0-0-0	11.57	1.1	3	2	2	0	2	0	7
3/7	UT Arlington	0-0-0	8.10	1.0	1	0	0	0	1	0	3
3/10	San Diego	0-0-0	12.46	1.0	4	3	3	0	1	0	7



#33 MURPHY BROOKS
RHP • 6-3 • 230 • R/R • FR
CYPRESS, TEXAS
BRIDGELAND HS

BROOKS' CAREER STATS														
Yr.	ERA	W-L	G-GS	CG	SH/CB	SV	IP	H	R	ER	BB	SO	WP	HP
'23														

- Career Highlights:
- Battled Lemierre Syndrome in August at the start of the school year
 - Unanimous First-Team All-District as a junior
 - Recorded 101 strikeouts in 66 2/3 innings work as a junior
 - First-ever four-year letter winner at Bridgeland High School

Season Highs					Career Highs				
SON/A				SON/A			
WalksN/A				WalksN/A			
HitsN/A				HitsN/A			
IPN/A				IPN/A			
ERN/A				ERN/A			

Date	Opponent	W-L-SV	ERA	IP	H	R	ER	BB	SO	HP	BF
------	----------	--------	-----	----	---	---	----	----	----	----	----



#34 BRAEDEN SLOAN
LHP • 6-4 • 215 • L/L • FR
ROSEVILLE, CALIF.
WOODCREEK HS

SLOAN'S CAREER STATS														
Yr.	ERA	W-L	G-GS	CG	SH/CB	SV	IP	H	R	ER	BB	SO	WP	HP
'23	8.03	0-2	4-4	0	0/0	0	12.1	13	12	11	8	8	0	2

- Career Highlights:
- Team is 2-2 in games he pitches

Season Highs					Career Highs				
SO3 vs. UT Arlington 2/22				SO3 vs. UT Arlington 2/22/23			
Walks4 at Texas State 3/14				Walks4 at Texas State 3/14/23			
Hits6 vs. UT Arlington 3/7				Hits6 vs. UT Arlington 3/7/23			
IP5.0 at DBU 2/28				IP5.0 at DBU 2/28/23			
ER5 vs. UT Arlington 3/7				ER6 vs. UT Arlington 3/7/23			

Date	Opponent	W-L-SV	ERA	IP	H	R	ER	BB	SO	HP	BF
2/22	UT Arlington*	0-0-0	2.70	3.1	3	2	1	2	3	2	17
2/28	DBU*	0-0-0	2.16	5.0	1	1	1	2	2	0	17
3/7	UT Arlington*	0-1-0	6.30	1.2	6	5	5	0	2	0	11
3/14	Texas State*	0-2-0	8.03	2.1	3	4	4	4	1	0	14



#36 CHASE HOOVER
LHP • 6-1 • 190 • L/L • FR
SANTA BARBARA, CALIF.
SAN MARCOS HS

HOOVER'S CAREER STATS														
Yr.	ERA	W-L	G-GS	CG	SH/CB	SV	IP	H	R	ER	BB	SO	WP	HP
'23	2.08	0-0	3-0	0	0/0	0	8.2	9	2	2	7	5	1	0

- Career Highlights:
- Team is 1-2 in games he pitches

Season Highs					Career Highs				
SO2, twice				SO2, twice			
Walks3 at Texas State 3/14				Walks3 at Texas State 3/14			
Hits3 at Texas State 3/14				Hits3 at Texas State 3/14			
IP4.0 vs. Louisville 3/4				IP4.0 vs. Louisville 3/4			
ER1, twice				ER1, twice			

Date	Opponent	W-L-SV	ERA	IP	H	R	ER	BB	SO	HP	BF
2/19	Missouri	0-0-0	5.40	1.2	3	1	1	2	2	0	10
3/4	Louisville	0-0-0	1.59	4.0	2	0	0	2	1	0	16
3/14	Texas State	0-0-0	2.08	3.0	4	1	1	3	2	0	15

2023 TCU BASEBALL



#44 RIVER RIDINGS
LHP • 6-3 • 215 • S/L • JR
PLANO, TEXAS
PRESTONWOOD CHRISTIAN

RIDING'S CAREER STATS														
Yr.	ERA	W-L	G-GS	CG	SH/CB	SV	IP	H	R	ER	BB	SO	WP	HP
'21	1.08	3-2	23-1	0	0/2	1	33.1	22	8	4	14	39	0	5
'22	6.95	2-3	21-1	0	0/1	10	22.0	29	20	17	17	22	4	5
'23	4.91	0-0	5-0	0	0/0	0	3.2	2	2	2	4	3	1	0
Tot	3.51	5-5	49-2	0	0/3	11	59.0	53	30	23	35	64	5	10

Career Highlights:

- Team is 30-19 in games he pitches
- Team is 2-0 in games he starts
- Is 11-for-13 in save opportunities
- Held opponents scoreless in 32 of 47 relief appearances
- Has stranded 29 of 44 inherited runners



#46 BEN ABELDT
LHP • 6-3 • 200 • R/L • FR
MCKINNEY, TEXAS
MCKINNEY BOYD HS

ABELDT'S CAREER STATS														
Yr.	ERA	W-L	G-GS	CG	SH/CB	SV	IP	H	R	ER	BB	SO	WP	HP
'23	6.75	1-1	8-0	0	0/0	0	12.0	14	11	9	5	15	0	3

- Team is 4-4 in games he pitches
- Held opponents scoreless in four of eight relief appearances
- Allowed all six inherited runners to score



#48 RYAN VANDERHEI
RHP • 6-6 • 185 • R/R • JR
GOODYEAR, ARIZ.
KANSAS

VANDERHEI'S CAREER STATS														
Yr.	ERA	W-L	G-GS	CG	SH/CB	SV	IP	H	R	ER	BB	SO	WP	HP
'20*	0.00	0-0	1-0	0	0/0	0	2.0	1	0	0	1	0	0	0
'21*	2.70	1-0	20-0	0	0/0	0	26.2	26	12	8	20	25	3	5
'22*	6.46	5-6	14-14	0	0/0	0	78.0	79	58	56	43	83	7	12
'23	4.38	2-2	5-5	0	0/0	0	24.2	17	14	12	9	27	2	5
Tot	5.21	8-8	40-19	0	0/0	0	131.1	123	83	76	73	135	12	22
* - Indicates totals at Kansas														

* - Indicates totals at Kansas

Career Highlights:

- Team is 18-22 in games he pitches
- Team is 9-10 in games he starts
- Held opponents scoreless in 14 of 21 relief appearances
- Has stranded six of 11 inherited runners

Season Highs							Career Highs						
SO	1	three times	SO	4 at West Virginia 5/1/21	SO	4 at West Virginia 5/1/21	SO	4 at West Virginia 5/1/21	SO
Walks	1	four times	Walks	3, four times	Walks	3, four times	Walks	3, four times	Walks
Hits	1	twice	Hits	4 at Kansas 5/13/22	Hits	4 at Kansas 5/13/22	Hits	4 at Kansas 5/13/22	Hits
IP	1.0	twice	IP	4.0 vs. ULM 5/15/21	IP	4.0 vs. ULM 5/15/21	IP	4.0 vs. ULM 5/15/21	IP
ER	1	twice	ER	5 at Kansas 5/13/22	ER	5 at Kansas 5/13/22	ER	5 at Kansas 5/13/22	ER

Date	Opponent	W-L-SV	ERA	IP	H	R	ER	BB	SO	HP	BF
2/17	Vanderbilt	0-0-0	0.00	0.2	0	0	0	1	1	0	3
2/19	Missouri	0-0-0	6.75	0.2	0	1	1	1	0	0	3
2/24	Florida State	0-0-0	5.40	0.1	0	0	0	0	0	0	2
3/7	UT Arlington	0-0-0	6.75	1.0	1	1	1	1	1	0	5
3/14	Texas State	0-0-0	4.91	1.0	1	0	0	1	1	0	5

Season Highs							Career Highs						
SO	5 at Oklahoma 3/18	SO	5 at Oklahoma 3/18/23	SO	5 at Oklahoma 3/18/23	SO	5 at Oklahoma 3/18/23	SO
Walks	2 at DBU 2/28	Walks	2 at DBU 2/28/23	Walks	2 at DBU 2/28/23	Walks	2 at DBU 2/28/23	Walks
Hits	5 vs. Florida State 2/25	Hits	5 vs. Florida State 2/25/23	Hits	5 vs. Florida State 2/25/23	Hits	5 vs. Florida State 2/25/23	Hits
IP	2.2 vs. San Diego 3/12	IP	2.2 vs. San Diego 3/12/23	IP	2.2 vs. San Diego 3/12/23	IP	2.2 vs. San Diego 3/12/23	IP
ER	6 vs. Florida State 2/25	ER	6 vs. Florida State 2/25/23	ER	6 vs. Florida State 2/25/23	ER	6 vs. Florida State 2/25/23	ER

Date	Opponent	W-L-SV	ERA	IP	H	R	ER	BB	SO	HP	BF
2/18	Arkansas	0-0-0	0.00	2.0	0	0	0	1	2	0	8
2/19	Missouri	0-0-0	3.38	0.2	2	1	1	0	1	0	5
2/25	Florida State	0-0-0	13.50	2.0	5	6	6	0	0	2	13
2/28	DBU	1-0-0	10.50	1.1	1	0	0	2	2	0	7
3/4	Louisville	1-0-0	9.00	1.0	2	0	0	1	1	0	6
3/12	San Diego	1-0-0	8.38	2.2	1	2	2	1	3	0	10
3/18	Oklahoma	1-0-0	6.93	2.0	1	0	0	0	5	1	7
3/19	Oklahoma	1-1-0	6.75	0.1	2	2	0	0	1	0	4

Season Highs							Career Highs						
SO	9 vs. Florida State 2/24	SO	9, four times	SO	9, four times	SO	9, four times	SO
Walks	4 at Oklahoma 3/17	Walks	5, three times	Walks	5, three times	Walks	5, three times	Walks
Hits	5 vs. San Diego 3/10	Hits	9 vs. West Virginia 5/1/22	Hits	9 vs. West Virginia 5/1/22	Hits	9 vs. West Virginia 5/1/22	Hits
IP	6.0 vs. Michigan 3/3	IP	7.0 vs. Illinois State 4/10/22	IP	7.0 vs. Illinois State 4/10/22	IP	7.0 vs. Illinois State 4/10/22	IP
ER	6 vs. San Diego 3/10	ER	9 vs. Oklahoma 4/24/22	ER	9 vs. Oklahoma 4/24/22	ER	9 vs. Oklahoma 4/24/22	ER

Date	Opponent	W-L-SV	ERA	IP	H	R	ER	BB	SO	HP	BF
2/17	Vanderbilt*	0-0-0	5.40	5.0	2	3	3	0	3	2	18
2/24	Florida State*	0-1-0	4.22	5.2	4	3	2	1	9	0	22
3/3	Michigan*	1-1-0	2.70	6.0	3	0	0	1	8	1	23
3/10	San Diego*	1-2-0	5.03	3.0	5	7	6	3	5	1	19
3/17	Oklahoma*	2-2-0	4.38	5.0	3	1	1	4	2	1	22

2023 TCU HORNEF FROGS BASEBALL ROSTER

#	Name	Pos.	Ht.	Wt.	B/T	Yr.	Hometown/Previous School
0	Tre Richardson	INF	5-10	165	R/R	Jr.	Kingwood, Texas/Baylor
1	Elijah Nunez	OF	5-10	180	L/L	Jr.	Arlington, Texas/Arlington Martin H.S.
4	Kurtis Byrne	C	6-0	220	R/R	Jr.	St. Louis, Mo./Christian Brothers College H.S.
5	Anthony Silva	INF	6-2	200	R/R	Fr.	San Antonio, Texas/Clark H.S.
6	Luke Boyers	OF	5-11	200	S/R	Jr.	Boerne, Texas/Samuel V. Champion H.S.
7	Gabe Miranda	1B	6-3	210	L/L	Fr.	Orange, Calif./Orange Lutheran H.S.
9	Brody Green	INF	6-4	190	R/R	So.	Owasso, Okla./Owasso H.S.
10	Jake Duer	OF	6-1	190	L/L	Fr.	Flower Mound, Texas/Marcus H.S.
11	Austin Davis	OF	5-11	175	R/R	Gr.	Orlando, Fla./West Virginia
12	David Bishop	INF	6-3	210	R/R	So.	Marietta, Ga./Fellowship Christian
13	Mason Speaker	RHP	6-4	235	R/R	Jr.	Fort Worth, Texas/All Saint's Episcopal
14	Karson Bowen	C	5-11	215	R/R	Fr.	Anaheim Hills, Calif./Orange Lutheran H.S.
15	Sam Stoutenborough	RHP	6-3	185	R/R	Gr.	Monterey, Calif./Cal
16	Luke Savage	RHP	6-1	200	R/R	Jr.	Plano, Texas/Prestonwood Christian Academy
17	Kole Klecker	RHP	6-2	205	R/R	Fr.	Chandler, Ariz./Hamilton H.S.
18	Storm Hierholzer	RHP	6-3	215	R/R	Jr.	Austin, Texas/Lake Travis H.S.
19	Calvin Marley	RHP	6-4	240	R/R	Jr.	Fort Collins, Colo./College of Southern Nevada
20	Cam Brown	RHP	6-3	225	R/R	Jr.	Flower Mound, Texas/Flower Mound H.S.
21	Garrett Wright	RHP	6-2	220	R/R	Jr.	College Station, Texas/AS&M Consolidated H.S.
22	Logan Maxwell	OF	5-10	185	L/L	So.	Lima, Ohio/Shawnee H.S.
23	Fisher Ingersoll	INF	6-2	210	S/R	Fr.	Lehi, Utah/American Fork H.S.
25	Jax Traeger	RHP	6-1	215	R/R	Fr.	Spring, Texas/Concordia Lutheran
27	Hunter Hodges	RHP	6-3	225	R/R	Jr.	Wilmington, N.C./UNC Wilmington
28	Cohen Feser	RHP	6-2	195	R/R	So.	San Antonio, Texas/Reagan H.S.
30	Louis Rodriguez	RHP	6-1	205	R/R	Fr.	Long Beach, Calif./Orange Lutheran H.S.
31	Justin Hackett	RHP	6-3	215	R/R	Fr.	Winterset, Iowa /Winterset Senior H.S.
32	Cole Fontenelle	INF	6-3	205	S/R	Jr.	Sammamish, Wash./McLennan College
33	Murphy Brooks	RHP	6-3	230	R/R	Fr.	Cypress, Texas/Bridgeland H.S.
34	Braeden Sloan	LHP	6-4	215	L/L	Fr.	Roseville, Calif./Woodcreek H.S.
35	Owen Blackledge	INF	6-3	200	L/R	So.	North Canton, Ohio/Hoover H.S.
36	Chase Hoover	LHP	6-1	190	L/L	Fr.	Santa Barbara, Calif./San Marcos H.S.
44	River Ridings	LHP	6-3	215	S/L	Jr.	Plano, Texas/Prestonwood Christian Academy
46	Ben Abeldt	LHP	6-3	200	R/L	Fr.	McKinney, Texas/McKinney Boyd H.S.
48	Ryan Vanderhei	RHP	6-6	185	R/R	Jr.	Goodyear, Ariz./Kansas
55	Brayden Taylor	INF	6-1	180	L/R	Jr.	West Jordan, Utah/Copper Hills H.S.

24 Kirk Saarloos - Head Coach (2nd season, 11th Overall), Cal State Fullerton, 2001

2 TJ Bruce - Associate Head Coach (1st Season), Long Beach State, 2004

40 John DiLaura - Assistant Coach (5th Season), Michigan, 2013

8 Kyle Winkler - Volunteer Assistant (2nd Season), TCU, 2019

Meredith Montgomery - Assistant AD for Baseball Operations (14th Season), TCU, 2009

Cooper Sholder - Director of Baseball Operations (8th Season), San Diego State, 2014

Kevin Knight - Director of Player Personnel (5th Season), George Mason, 2014

Danny Wheat - Athletic Trainer (19th Season), Texas, 1975

Zach Dechant - Assistant AD for Sports Science (15th Season), Missouri State, 2003

2023 TCU Baseball
Overall Statistics for TCU (as of Mar 17, 2023)
(All games Sorted by Batting avg)

Record: 10-7 Home: 4-4 Away: 2-1 Neutral: 4-2 Big 12: 1-0

Player	avg	gp-gs	ab	r	h	2b	3b	hr	rbi	tb	slg%	bb	hp	so	gdp	ob%	sf	sh	sb-att	po	a	e	fld%
Richardson, Tre	.359	17-17	64	14	23	6	0	1	12	32	.500	4	5	11	1	.427	2	1	4-4	24	45	3	.958
Fontenelle, Cole	.278	15-13	54	10	15	5	0	2	10	26	.481	2	4	12	3	.344	1	0	2-3	5	16	1	.955
Davis, Austin	.273	17-17	66	14	18	6	0	4	15	36	.545	12	1	19	0	.383	2	1	6-9	27	1	0	1.000
Nunez, Elijah	.269	13-13	52	13	14	2	0	0	9	16	.308	7	3	12	0	.387	0	1	3-5	38	0	1	.974
Taylor, Brayden	.266	17-17	64	14	17	1	0	5	12	33	.516	17	0	18	0	.420	0	0	3-3	15	35	4	.926
Bishop, David	.254	16-16	63	6	16	5	1	1	10	26	.413	7	0	20	2	.329	0	0	0-0	132	12	3	.980
Byrne, Kurtis	.197	15-14	61	6	12	2	0	1	9	17	.279	4	2	15	4	.265	1	0	0-0	65	4	1	.986
Boyers, Luke	.196	16-15	46	12	9	0	0	1	5	12	.261	15	4	18	0	.431	0	1	3-4	26	1	0	1.000

Maxwell, Logan	.667	6-3	9	3	6	1	0	0	2	7	.778	2	0	0	0	.667	1	1	0-0	6	0	0	1.000
Blackledge, Owen	.500	2-0	2	0	1	1	0	0	1	2	1.000	0	0	1	0	.333	1	0	0-0	0	0	0	.000
Bowen, Karson	.351	11-10	37	8	13	3	0	2	8	22	.595	4	0	10	1	.405	1	1	1-1	86	9	3	.969
Duer, Jake	.333	3-2	6	1	2	0	0	0	1	2	.333	0	1	3	0	.429	0	0	0-0	0	0	0	.000
Silva, Anthony	.289	11-11	38	5	11	2	0	0	8	13	.342	1	2	11	0	.341	0	1	3-3	19	31	4	.926
Green, Brody	.222	7-1	9	2	2	1	0	0	2	3	.333	1	1	4	1	.364	0	0	0-0	15	2	1	.944
Ingersoll, Fisher	.143	5-4	7	1	1	0	0	0	1	1	.143	2	0	3	0	.300	1	0	0-1	0	0	0	.000
Totals	.277	17	578	109	160	35	1	17	105	248	.429	78	23	157	12	.379	10	7	25-33	468	166	22	.966
Opponents	.239	17	594	88	142	31	5	15	80	228	.384	66	16	149	6	.330	3	4	7-17	453	159	15	.976

LOB - Team (134), Opp (128). DPs turned - Team (12), Opp (13). TPs turned - Team (0), Opp (1). CI - Team (1), Byrne 1. IBB - Team (2), Taylor 2, Opp (2). Picked off - Silva 1, Nunez 1.

(All games Sorted by Earned run avg)

Player	era	w-l	app	gs	cg	sho	sv	ip	h	r	er	bb	so	2b	3b	hr	b/avg	wp	hp	bk	sfa	sha
Klecker, Kole	1.86	3-1	4	2	0	0/0	0	19.1	14	5	4	1	16	3	0	3	.203	0	1	1	0	1
Brown, Cam	2.37	1-0	5	4	0	0/1	0	19.0	13	7	5	11	24	3	0	2	.188	0	2	0	0	0
Vanderhei, Ryan	4.38	2-2	5	5	0	0/1	0	24.2	17	14	12	9	27	6	2	1	.193	2	5	0	1	1

Feser, Cohen	0.00	0-0	5	0	0	0/0	1	6.1	4	1	0	1	7	0	0	0	.182	0	0	2	0	0
Rodriguez, Louis	0.77	1-0	5	0	0	0/1	2	11.2	7	1	1	2	14	1	1	0	.163	0	1	0	0	0
Traeger, Jax	1.80	0-0	1	0	0	0/0	0	5.0	5	1	1	0	4	1	0	0	.250	0	0	0	0	0
Hoover, Chase	2.08	0-0	3	0	0	0/0	0	8.2	9	2	2	7	5	3	0	0	.265	1	0	0	0	0
Savage, Luke	4.22	0-1	3	1	0	0/1	1	10.2	10	5	5	3	4	2	0	1	.250	0	2	0	0	0
Stoutenborough, Sam	4.26	1-0	4	1	0	0/0	0	12.2	17	9	6	5	17	3	0	1	.315	3	1	0	0	0
Ridings, River	4.91	0-0	5	0	0	0/0	0	3.2	2	2	2	4	3	1	0	0	.143	1	0	1	0	0
Sloan, Braeden	8.03	0-2	4	4	0	0/0	0	12.1	13	12	11	8	8	2	0	1	.271	0	2	0	0	1
Abeldt, Ben	8.38	1-0	6	0	0	0/0	0	9.2	11	9	9	5	9	2	1	3	.262	0	2	0	0	0
Speaker, Mason	8.44	0-0	4	0	0	0/0	0	5.1	6	5	5	3	3	1	0	2	.316	0	0	0	1	0
Hackett, Justin	12.46	0-0	4	0	0	0/0	0	4.1	9	6	6	0	6	2	0	1	.450	4	0	0	1	0
Wright, Garrett	13.50	0-1	1	0	0	0/0	0	2.0	3	3	3	3	1	0	0	0	.375	2	0	0	0	1
Marley, Calvin	81.00	0-0	2	0	0	0/0	0	0.2	2	6	6	4	1	1	1	0	.500	1	0	0	0	0
Totals	4.50	9-7	17	17	0	2/2	4	156.0	142	88	78	66	149	31	5	15	.239	14	16	4	3	4
Opponents	5.96	7-9	17	17	0	0/0	4	151.0	160	109	100	78	157	35	1	17	.277	14	23	1	10	7

PB - Team (0), Opp (6). Pickoffs - Team (1), Bowen 1, Opp (2). SBA/ATT - Bowen (4-11), Byrne (3-6), Vanderhei (3-4), Sloan (2-3), Stoutenborou (1-3), Brown (0-2), Speaker (1-2), Klecker (0-1), Feser (0-1), Ridings (0-1).