



HORNED FROGS™

Media Contact: Mark Cohen - TCU Associate AD/Communications

Office: (817) 257-5394 • Cell: (817) 343-2017 • Email: m.cohen@tcu.edu • Twitter: @TCUCohen • GoFrogs.com

GAME 4

DETAILS

Date: Saturday, Oct. 1, 2022
Time: 11 a.m.
Location: Fort Worth, Texas
Venue: Amon G. Carter Stadium (46,000)
Series Record: Oklahoma leads 17-5
Last Meeting: Oklahoma 52, TCU 31 (2021)
TV: ABC
Talent: Mark Jones, Robert Griffin III, Quint Kessenich
Radio: WBAP 820 AM, SiriusXM 108, SXM App 964
Talent: Brian Estridge, John Denton, Landry Burdine
Spanish Radio: Zona MX 99.1 FM
Talent: Miguel Cruz, Elvis Gallegos



TCU HORNED FROGS

2022 Record: 3-0 (Big 12: 0-0)
Rankings: AP: RV; Coaches: RV

Head Coach: Sonny Dykes (Texas Tech '93)
TCU Record: 3-0 (1st season)
Career Record: 74-63 (12th season)
Statistical Leaders:
Rushing: Kendre Miller (250 yds., 6.6 ypc, 3 TD)
Passing: Max Duggan (77.0 pct., 47-of-61, 8 TD, 0 Int., 695 yards, 231.7 ypg)
Receiving: Tave Barber (8 rec., 101 yds., 0 TD)
Defensive: Johnny Hodges (15 tackles, 2.5 TFL, 1.0 sack), Mark Perry (15 tackles, 1.0 TFL)



OKLAHOMA SOONERS

2022 Record: 3-1 (Big 12: 0-1)
Rankings: AP: 18; Coaches: 16

Head Coach: Brent Venables (Kansas State '92)
Oklahoma Record: 3-1 (1st season)
Career Record: 3-1 (1st season)
Statistical Leaders:
Rushing: Eric Gray (400 yds., 7.5 ypc, 2 TD)
Passing: Dillon Gabriel (66.7 pct., 78-of-117, 11 TD, 0 Int., 1,089 yards, 272.3 ypg)
Receiving: Marvin Mims Jr. (18 rec., 397 yds., 3 TD)
Defensive: Danny Stutsman (35 tackles, 4.0 TFL, 1.0 sack, 3 PBU), David Ugwoegbu (34 tackles, 2.0 TFL, 1.0 sack)

2022 TCU SCHEDULE

Day	Opponent	Time/Result
Sept. 2	at Colorado	W, 38-13
Sept. 10	Tarleton	W, 59-17
Sept. 24	at SMU	W, 42-34
Oct. 1	Oklahoma*	11 a.m.
Oct. 8	at Kansas*	11 a.m.
Oct. 15	Oklahoma State*	TBA
Oct. 22	Kansas State*	TBA
Oct. 29	at West Virginia*	TBA
Nov. 5	Texas Tech*	TBA
Nov. 12	at Texas*	TBA
Nov. 19	at Baylor*	TBA
Nov. 26	Iowa State*	TBA

*Big 12 Conference game
 All times Central

2022 OKLAHOMA SCHEDULE

Day	Opponent	Time/Result
Sept. 3	UTEP	W, 45-13
Sept. 10	Kent State	W, 33-3
Sept. 17	at Nebraska	W, 49-14
Sept. 24	Kansas State*	L, 34-41
Oct. 1	at TCU*	11 a.m.
Oct. 8	vs. Texas* [^]	11 a.m.
Oct. 15	Kansas*	TBA
Oct. 29	at Iowa State*	TBA
Nov. 5	Baylor*	TBA
Nov. 12	at West Virginia*	TBA
Nov. 19	Oklahoma State*	TBA
Nov. 26	at Texas Tech*	TBA

*Big 12 Conference game
[^]Dallas, Texas
 All times Central

ABOUT THE GAME

► TCU opens its 11th season in the Big 12 when it hosts Oklahoma on Saturday at 11 a.m. on ABC.
 ► TCU is the only undefeated FBS program, out of 12, in the state of Texas.
 ► The Horned Frogs are 3-0 for the first time since 2017, when Head Coach Sonny Dykes was on staff as an offensive analyst.
 ► Dykes is the first TCU head football coach to win his opening three games since Francis Schmidt in 1929. Dykes is the 12th head coach since Schmidt.
 ► The last time TCU opened with a 3-0 record and played Oklahoma in its fourth game was 2014. The Horned Frogs won 37-33 in Amon G. Carter Stadium en route to a Big 12 Championship, 12-1 season and No. 3 final ranking in the Associated Press poll.
 ► TCU has not trailed in a game since the first 24 seconds of the second quarter in its season opener at Colorado. A Derius Davis 60-yard punt return gave the Horned Frogs a 7-3 lead it would not relinquish. TCU led wire-to-wire in its next two games.

MEET THE NEW BOSS

► Sonny Dykes is in his first season as head coach of the Horned Frogs and second overall at TCU.
 ► Dykes was an offensive analyst on the 2017 TCU team that posted an 11-3 record, played in the Big 12 Championship Game and finished the season with a No. 9 national ranking, its last top-10 appearance.
 ► Dykes was head coach at SMU the past four seasons (2018-21). He led the Mustangs to three consecutive winning records for the first time since the mid-80s and their first back-to-back victories over TCU since 1992-93.
 ► Dykes also served as head football coach at Cal (2013-16) and Louisiana Tech (2010-12).
 ► He is the son of legendary Texas Tech Head Football Coach Spike Dykes. Spike coached the Red Raiders from 1986-99.
 ► Sonny Dykes lettered two seasons in baseball at Texas Tech.

FAMILIAR FACES

► Two TCU assistant coaches and a support staff member are former Oklahoma standouts.
 ► Outside Receivers Coach Malcolm Kelly was a two-time First-Team All-Big 12 selection and a 2005 Freshman All-American at Oklahoma.
 ► Kelly totaled 144 receptions for 2,285 yards and 21 touchdowns in just three seasons. When he left

Norman, Kelly ranked second all-time at Oklahoma with 21 touchdown catches and nine 100-yard receiving games. He tied a school record with 11 receptions as a sophomore versus Texas Tech in 2006.
 ► Defensive Line Coach JaMarkus McFarland was a four-year letterman at Oklahoma. He earned All-Big 12 honors his senior year in 2012 when he posted a career-high 28 tackles, including 6.0 for loss and 3.0 sacks. He totaled 17.0 TFLs and 7.5 sacks for his career, helping the Sooners to three Big 12 Championships. He was a three-time First-Team Academic All-Big 12 recipient.
 ► Jonathan Alvarez, who played in 25 games with 16 starts (2014-18) as an offensive lineman for the Sooners, is in his first year as an athletics academic advisor working with the TCU football program.

SERIES HISTORY

► Oklahoma holds a 17-5 series lead over TCU.
 ► The Horned Frogs are 2-8 versus the Sooners in Fort Worth, 3-7 in Norman, 0-1 in Oklahoma City and 0-1 in Arlington (2017 Big 12 Championship Game).
 ► The first game in the series was a 34-19 Sooners victory in Oklahoma City in 1944.
 ► TCU's 17-10 win at No. 5 Oklahoma in the 2005 season opener was its first victory over an opponent ranked that high since a 6-0 decision at No. 1 Texas in 1961. The 10 points by OU marked its fewest in a home game under former Head Coach Bob Stoops.

SEVENTH IS JUST FINE

► TCU was seventh in the Big 12 preseason poll. The last time it was picked seventh was 2014, when it won the Big 12 championship.

GIVING BACK

► Jordy Sandy is donating \$20 to Fort Worth's Hope Center for Autism for every punt inside the 20-yard line. Sandy has a 9-year-old cousin with autism back home in Australia. He has totaled \$100 with five punts inside the 20 this season.

TCU SUPPORT

► Since it began Big 12 play in 2012, TCU has had over \$400 million in donor-funded athletics facilities upgrades. The most recent project was the \$113 million Legends Club & Suites which opened in Fall 2020 on the east side of Amon G. Carter Stadium.



/TCUFootball



@TCUFootball



/@tcufootball

2022 TCU HONOR ROLL▶ **Steve Avila, OL**

*Outland Trophy Watch List
 *Rimington Trophy Watch List
 *Senior Bowl Watch List

▶ **Taye Barber, WR**

*Earl Campbell Tyler Rose Award Watch List

▶ **Millard Bradford, S**

*Senior Bowl Watch List

▶ **Emari Demercado, RB**

*Senior Bowl Watch List

▶ **Andrew Coker, OL**

*Wuerffel Trophy Watch List
 *AFCA Good Works Team Nominee

▶ **Noah Daniels, CB**

*Senior Bowl Watch List

▶ **Derius Davis, WR/PR/KR**

*Big 12 Special Teams Player of the Week, vs. Colorado
 *Paul Hornung Award Honor Roll, vs. Colorado
 *Paul Hornung Award Watch List

▶ **Emari Demercado, RB**

*Senior Bowl Watch List

▶ **Max Duggan, QB**

*Earl Campbell Tyler Rose Award Honorable Mention Player of the Week, vs. SMU
 *Earl Campbell Tyler Rose Award Honorable Mention Player of the Week, vs. Tarleton
 *Johnny Unitas Golden Arm Award Watch List

▶ **Tre'Vius Hodges-Tomlinson, CB**

*Preseason All-American, Phil Steele
 *Preseason All-American, Athlon Sports
 *Preseason All-Big 12
 *Bronko Nagurski Trophy Watch List
 *Chuck Bednarik Award Watch List
 *Jim Thorpe Award Watch List
 *Senior Bowl Watch List

▶ **Dylan Horton, DL**

*Senior Bowl Watch List

▶ **Quentin Johnston, WR**

*Preseason All-American, Phil Steele
 *Preseason All-American, Athlon Sports
 *Preseason All-Big 12
 *Walter Camp Player of the Year Watch List
 *Maxwell Award Watch List
 *Biletnikoff Award Watch List
 *Earl Campbell Tyler Rose Award Watch List

▶ **Kendre Miller, RB**

*Doak Walker Award Watch List
 *Earl Campbell Tyler Rose Award Watch List

▶ **Jordy Sandy, P**

*Ray Guy Award Watch List

▶ **Dee Winters, LB**

*Butkus Award Watch List
 *Senior Bowl Watch List

RECRUITING REPORT

▶ TCU's 2022 signing class was ranked third in the Big 12 by 247Sports in per player rating.

▶ The Horned Frogs were 13th nationally in the 247Sports transfer rankings.

▶ TCU had the Big 12's third-rated and nation's No. 28 overall class for signees and transfers. It was exceptional for the limited time frame available with Head Coach Sonny Dykes arriving on Nov. 30.

THE PORTAL NEWCOMERS

▶ Included below are TCU's 14 transfer additions. The group was ranked 13th nationally by 247Sports.

Alan Ali, OL (SMU)
 Emani Bailey, RB (Louisiana)
 Ish Burdine, DB (Missouri)
 Terrence Cooks, LB (Texas)
 Ezra Dotson-Oyetade, OT (Arizona State)
 Caleb Fox, DL (Stephen F. Austin)
 Johnny Hodges, LB (Navy)
 Tymon Mitchell, DL (Georgia)
 Josh Newton, CB (ULM)
 Mark Perry, S (Colorado)
 Robby Rochester, OL (UConn)
 Lwal Uguak, DL (UConn)
 Jared Wiley, TE (Texas)
 Corey Wren, RB (Florida State)

THE GRADUATES

▶ Included below are TCU's 18 players who have already earned their college degree.

Alan Ali, OL (SMU)
 Steve Avila, OL
 Taye Barber, WR
 Brandon Coleman, OL
 Terrell Cooper, DL
 Noah Daniels, CB
 Derius Davis, WR
 Emari Demercado, RB (also has his master's)
 George Ellis, DL
 Wes Harris, OL
 Dylan Horton, DL
 John Lanz, OL
 Soni Misi, DL
 Josh Newton, CB (ULM)
 Curtis Raymond, WR (Cornell)
 Lwal Uguak, DL (UConn)
 Carter Ware, TE
 Jared Wiley, TE (Texas)

BY THE NUMBERS**2**

National championships won by TCU
 (1935 and 1938).

3

Assistant coaches (Paul Gonzales, Malcolm Kelly, Doug Meacham) retained by Head Coach Sonny Dykes when he took over at TCU.

6

TCU is one of just six programs nationally to have played in all current College Football Playoff bowl games. The others are Alabama, Florida State, Miami (Fla.), Oklahoma and Tennessee.

18

Horned Frogs with their degree already in hand.
 Emari Demercado also has his master's degree.

126

Years TCU has been playing football.

150

TCU's campus is in the midst of a Sesquicentennial celebration for its 150th academic year.

1873

Year TCU was founded as
 AddRan Male and Female Academy
 in Thorp Spring, Texas.

1896

Year TCU played its first football game,
 an 8-6 win over Toby's Business College.

\$113,000,000

Cost of TCU's new donor-funded
 Legends Club & Suites on the east side
 of Amon G. Carter Stadium.

TCU FOOTBALL NOTABLES

INSIDE THE GAME

	TCU	OU
Points Scored _____	139	161
Points Scored/Game _____	46.3	40.3
Opp. Points Scored _____	64	71
Opp. Points Scored/Game _____	21.3	17.8

First Downs _____	66	100
Opp. First Downs _____	60	95
3rd-Down Conversions Pct. _____	50.0	40.8
4th-Down Conversions Pct. _____	80.0	57.1
Rushing Attempts _____	102	162
Yards Rushing _____	646	925
Yards Rushing/Game _____	215.3	231.3
Opp. Rushing Attempts _____	94	177
Opp. Yards Rushing _____	302	630
Opp. Yards Rush/Game _____	100.7	157.5

Passes Attempted _____	87	120
Passes Completed _____	66	81
Completion Pct. _____	75.9	67.5
Yards Passing _____	884	1,127
Yards Passing/Game _____	294.7	281.8
Opp. Passes Attempted _____	116	137
Opp. Passes Completed _____	64	84
Opp. Completion Pct. _____	55.2	61.3
Opp. Yards Passing _____	817	817
Opp. Yards Pass/Game _____	272.3	204.3

Total Offensive Plays _____	189	282
Total Yards _____	1,530	2,052
Total Yards/Game _____	510.0	513.0
Avg. Yards/Play _____	8.1	7.3
Opp. Offensive Plays _____	210	314
Opp. Total Yards _____	1,119	1,447
Opp. Total Yards/Game _____	373.0	361.8
Opp. Avg. Yards/Play _____	5.3	4.6

Avg. Poss. Time/Game _____	30:54	24:55
Opp. Avg. Poss. Time/Game _____	29:06	35:05

TCU PLACES THREE ON FREAKS LIST

► TCU cornerback Tre'Vius Hodges-Tomlinson, defensive end Dylan Horton and wide receiver Quentin Johnston were selected to Bruce Feldman's 2022 College Football Freaks List.

► The Freaks List spotlights those whose unique physical abilities generate buzz inside their programs.

► TCU's three selections tied for fourth-most nationally. Horton was at No. 16 on the list with Johnston 23rd and Hodges-Tomlinson at No. 57.

Name	40	Broad	Clean	Squat	Vertical
Horton	4.55	10-0	400	700	38 inch
Johnston	4.4	11-0		575	42 inch
Tomlinson	4.3	10-8		605	42 inch

► The 6-foot-4, 275-pound Horton was a high school safety. He also played basketball.

WHERE TO FIND THEM

► Field

Sonny Dykes - Head Coach
Garrett Riley - Offensive Coordinator/QBs Coach
Joe Gillespie - Defensive Coordinator/LBs Coach
Mark Tommerdahl - Special Teams Coordinator
Carlton Buckels - Cornerbacks Coach
Anthony Jones Jr. - Running Backs Coach
Malcolm Kelly - Outside Receivers Coach
JaMarkus McFarland - Defensive Line Coach
AJ Ricker - Co-OC/Offensive Line Coach

► Press Box

Paul Gonzales - Safeties Coach
Doug Meacham - Inside Receivers Coach

LEADERSHIP

► Quarterback Max Duggan is one of two Big 12 student-athletes to represent the conference on the NCAA Division I Football Oversight Committee Student-Athlete Connection Group.

► As part of the committee assignment, Duggan represents the interests of Big 12 players and college football as a whole.

CARTER BOYS

► For the first time ever, the TCU football program is featured in an unprecedented weekly all-access show called Carter Boys. It airs each Thursday at 6 p.m. on ESPN+.

► Modeled after HBO's Hard Knocks, Carter Boys contains exclusive behind-the-scenes footage and premier content with the players, coaches and staff of DFW's Big 12 team.

FROGS IN THE NFL

► TCU has 23 former players on current NFL rosters:

Name	NFL Team	TCU
Darius Anderson [^] , RB	Houston	2016-19
Ben Banogu, DE	Indianapolis	2017-18
Ross Blacklock, DT	Minnesota	2017-19
TJ Carter, CB	L.A. Rams	2021
L.J. Collier, DE	Seattle	2015-18
Aviante Collins*, OT	Dallas	2012-16
Andy Dalton, QB	New Orleans	2007-10
Obinna Eze*, OT	Detroit	2021
Innis Gaines [^] , S	Green Bay	2016-19
Travin Howard [^] , LB	L.A. Rams	2014-17
Jerry Hughes, DE	Houston	2006-09
Tre'von Moehrig, S	Las Vegas	2018-20
Lucas Niang [^] , OT	Kansas City	2016-19
Joe Noteboom, OL	L.A. Rams	2014-17
Matt Pryor, OT	Indianapolis	2014-17
Jalen Reagor, WR	Minnesota	2017-19
Austin Schlottmann, OG/C	Minnesota	2014-17
Ty Summers*, LB	Jacksonville	2014-18
KaVontae Turpin, WR	Dallas	2015-18
Halapoulivaati Vaitai, OT	Detroit	2012-15
Jason Verrett [^] , CB	San Francisco	2011-13
Garret Wallow, LB	Houston	2017-20
Ar'Darius Washington*, S	Baltimore	2018-20

*Practice Squad

[^]Reserve/Injured



2022 STANDINGS

Team	Big 12	Overall
Kansas	1-0	4-0
Baylor	1-0	3-1
Kansas State	1-0	3-1
Texas Tech	1-0	3-1
TCU	0-0	3-0
Oklahoma State	0-0	3-0
Iowa State	0-1	3-1
Oklahoma	0-1	3-1
Texas	0-1	2-2
West Virginia	0-1	2-2

CHARTING TCU'S OPPONENTS

Opponent	Record	Next Game
Colorado	0-4	at Arizona
Tarleton	3-1	Open
SMU	2-2	at UCF
Oklahoma	3-1	at TCU
Kansas	4-0	Iowa State
Oklahoma State	3-0	at Baylor
Kansas State	3-1	Texas Tech
West Virginia	2-2	at Texas
Texas Tech	3-1	at Kansas State
Texas	2-2	West Virginia
Baylor	3-1	Oklahoma State
Iowa State	3-1	at Kansas
Total	31-16 (.660)	

MAKING THE ROUNDS

► By joining the Big 12 in 2012, TCU played in its fifth league in an 18-year span. Below is a look at TCU's conference history:

Years	Conference
1909-22	Texas Intercollegiate Athletic Association
1923-95	Southwest Conference
1996-00	Western Athletic Conference
2001-04	Conference USA
2005-11	Mountain West
2012-pres.	Big 12 Conference

► TCU accepted an invitation to the Big East in October 2010, but never officially became a member of the conference before joining the Big 12.

FROG OFFENSIVE NOTES

TCU ACTIVE LEADERS

CAREER 100-YARD RUSHING GAMES

1. ___ Kendre Miller _____	5
2. ___ Max Duggan _____	3
3. ___ Emari Demercado _____	1

CAREER 100-YARD RECEIVING GAMES

1. ___ Quentin Johnston _____	5
2. ___ Taye Barber _____	2
Darius Davis _____	2

CAREER RUSHING YARDS

1. ___ Max Duggan _____	1,466
2. ___ Kendre Miller _____	1,261
3. ___ Emari Demercado _____	1,054
4. ___ Darius Davis _____	180
5. ___ Taye Barber _____	145

CAREER RUSHING TOUCHDOWNS

1. ___ Max Duggan _____	19
2. ___ Kendre Miller _____	12
3. ___ Emari Demercado _____	7
4. ___ Darius Davis _____	2
Sam Jackson _____	2
Quentin Johnston _____	2

CAREER RECEPTIONS

1. ___ Taye Barber _____	130
2. ___ Darius Davis _____	77
3. ___ Quentin Johnston _____	63
4. ___ Blair Conwright _____	35
5. ___ Emari Demercado _____	28
6. ___ Kendre Miller _____	16
7. ___ Quincy Brown _____	15
8. ___ Savion Williams _____	14
9. ___ Gunnar Henderson _____	7
Jordan Hudson _____	7
Blake Nowell _____	7

CAREER RECEIVING YARDS

1. ___ Taye Barber _____	1,608
2. ___ Quentin Johnston _____	1,194
3. ___ Darius Davis _____	1,108
4. ___ Blair Conwright _____	497
5. ___ Emari Demercado _____	230
6. ___ Savion Williams _____	170
7. ___ Quincy Brown _____	152
8. ___ Kendre Miller _____	145
9. ___ Blake Nowell _____	103
10. ___ Jordan Hudson _____	102

CAREER TOUCHDOWN RECEPTIONS

1. ___ Quentin Johnston _____	8
2. ___ Taye Barber _____	6
Darius Davis _____	6
4. ___ Quincy Brown _____	3
Blair Conwright _____	3
6. ___ Jared Wiley _____	2
7. ___ Dominic DiNunzio _____	1
Jordan Hudson _____	1
Kendre Miller _____	1
Blake Nowell _____	1
Carter Ware _____	1
Savion Williams _____	1

IN CHARGE

► TCU Offensive Coordinator Garrett Riley served the previous two seasons under Head Coach Sonny Dykes at SMU.

► The younger brother of USC Head Coach Lincoln Riley, Garrett Riley guided one of the nation's most prolific offenses with the Mustangs.

► Prior to his time at SMU, Riley spent the 2019 season as running backs coach at Appalachian State. He also spent three seasons (2016-18) at Kansas in various capacities. From 2013-15, Riley worked with the offense at East Carolina. He was the outside receivers coach in 2015, when Zay Jones caught 98 passes for 1,009 yards en route to setting the NCAA FBS career record with 399 receptions.

OFFENSIVE IMPROVEMENT

► Below is TCU's improvement in scoring offense and total offense from last season:

	2021	2022	Difference
Points Per Game	28.7	46.3	+17.6
Yards Per Game	435.8	510.0	+74.2

► The Horned Frogs' 139 points are their most in the opening three games of the season since 2017, when Head Coach Sonny Dykes was previously on the TCU staff as an offensive analyst.

► TCU has the nation's eighth-most improved offense in points per game this season:

Team	2021	2022	Difference
Kansas	20.8	48.5	+27.7
Washington	21.5	44.0	+22.5
Oklahoma State	31.1	51.7	+20.6
Minnesota	25.5	45.8	+20.3
Georgia Southern	20.3	39.8	+19.5
UNLV	20.8	39.5	+18.7
Vanderbilt	15.8	34.2	+18.4
TCU	28.7	46.3	+17.6

► The Horned Frogs rank sixth among Power 5 Conference programs.

► TCU is 16th in the Power 5 and 22nd overall in the FBS with its improvement of 74.2 yards per game in total offense.

AGE IS JUST A NUMBER

► Despite being listed as a redshirt freshman, Chandler Morris is older than senior Max Duggan.

► Morris was born Dec. 26, 2000, with Duggan's birthday being March 12, 2001.

► With the 2020 season providing a free year of eligibility due to COVID and only playing four games last year to preserve a redshirt, Morris has four years of eligibility remaining.

► While listed as a senior, Duggan has two years of eligibility remaining with the free year of 2020 in his back pocket.

THE NATION'S LEADER

► Max Duggan leads the nation in passing efficiency (216.0 rating) while ranking third in completion percentage (77.0):

Name	Passing Efficiency
Max Duggan, TCU	216.0
C.J. Stroud, Ohio State	207.5
J.J. McCarthy, Michigan	204.5

Name	Completion Pct.
J.J. McCarthy, Michigan	80.0 (48-of-60)
Tanner Morgan, Minnesota	77.2 (61-of-79)
Max Duggan, TCU	77.0 (47-of-61)

► Duggan has eight touchdown passes and no interceptions.

CLIMBING THE CHARTS

► Max Duggan is in fourth place in TCU history for career passing yards:

Name	Passing Yards
1. Trevone Boykin, 2012-15	10,728
2. Andy Dalton, 2007-10	10,314
3. Max Knake, 1992-95	7,370
4. Max Duggan, 2019-present	6,615
5. Kenny Hill, 2016-17	6,360

► In the Oklahoma game last season, Duggan passed for a then career-high 346 yards and four touchdowns while completing 20-of-30 attempts with no interceptions. He totaled 391 yards of offense.

► Duggan's 19 career rushing touchdowns have him two away from cracking the top 10 at TCU:

Name	Rushing TDs
8. Kenneth Davis, 1982-85	23
9. Andy Dalton, 2007-10	22
10. Ed Wesley, 2009-11	21
Andre Davis, 1992-95	21

FIRST IMPRESSIONS

► Chandler Morris made his first career start in last year's 30-28 win over Baylor and had 531 yards of offense (461 passing, 70 rushing), the second-best total in TCU history. It trailed only the 696 by Matt Vogler against Houston in 1990.

► The 461 yards passing by Morris were fourth-most in a game in TCU history:

Name	Yards Passing
1. Matt Vogler, vs. Houston, 1990	690
2. Trevone Boykin, vs. Texas Tech, 2015	485
3. Casey Pachall, vs. Boise State, 2011	473
4. Chandler Morris, vs. Baylor, 2021	461

► Morris ranked third in Big 12 history for most passing yards in a first career start. The 461 yards were also the third-most nationally since 2012 for a player in his first career start. No. 1 on the list is Kenny Hill, Morris' position coach last season, with 511 for Texas A&M in 2014. Hill later transferred to TCU.

► Morris had TCU's first 400-yard passing game since Hill threw for 449 versus Oklahoma in 2016.

FROG OFFENSIVE NOTES

GOING DEEP

▶ An 80-yard scoring toss from Max Duggan to Derius Davis at SMU was TCU's longest touchdown pass since Kenny Hill connected with Jalen Reagor for a 93-yard strike against Stanford in the 2017 Alamo Bowl.

SELECT COMPANY

▶ TCU is the only school nationally to have players with career averages of at least seven yards a carry and 19 yards per reception (minimum 50 catches):

Names	Team
Kendre Miller (7.2)	TCU
Quentin Johnston (19.0)	

MILLER TIME

▶ Kendre Miller ranks No. 1 nationally among active Power 5 players in career yards per carry:

Name	Yards Per Carry
1. Kendre Miller, TCU	7.21
2. Zach Evans, Ole Miss	6.97
3. Devon Achane, Texas A&M	6.84
4. Braelon Allen, Wisconsin	6.81
5. TreVeyon Henderson, Ohio State	6.72

IMPACTING THE RECORD BOOK

▶ In his first two seasons at TCU, Kendre Miller has two of the top-six yards per carry averages in program history:

Name	Yards Per Carry
1. Jim Swink, 1955	8.17*
2. Zach Evans, 2020	7.68
3. Kenneth Davis, 1984	7.63^
4. Kendre Miller, 2021	7.51
5. Waymon James, 2011	7.23
6. Kendre Miller, 2020	7.18

*Led the nation as Swink finished second in Heisman Trophy voting

^Ranked No. 1 in the country with Davis placing fifth in Heisman Trophy voting

ALL BY HIMSELF

▶ With his scoring runs of 33, 75 and 45 yards at Texas Tech, Kendre Miller was the only player nationally last season to have three touchdown carries of at least 33 yards in the same game.

▶ Miller is one of just seven players to accomplish the feat since 2018 and the first since Buffalo's Jaret Patterson against Kent State in 2020.

MILESTONE WATCH

▶ Emari Demercado's 64 yards rushing at SMU put him over the 1,000 mark. He is now at 1,054 yards.

▶ The two-longest runs of Demercado's career have been for touchdowns in the opening three games of the season. He scored from 43 yards at Colorado and 63 at SMU.

MR. RELIABLE

▶ In three of the last four games in 2021, Emari Demercado was the Horned Frogs' lone remaining

scholarship running back. He responded with the top-three rushing games of his career:

Opponent	Yards (Atts.)
Oklahoma State, Nov. 13	115 (14)
Kansas, Nov. 20	89 (18)
Iowa State, Nov. 26	65 (15)

▶ The scenario was nothing new to Demercado. In 2018, he was the only available scholarship running back when TCU won 16-9 at Baylor. He ran for a then-career high 60 yards in that game.

▶ In the 30-28 win over Baylor last season, Demercado had a career-best 19 carries while his four receptions for 55 yards were one short of a career high.

YOU GOT MOSSED!

▶ Quentin Johnston had career-best totals in receptions, yards and touchdowns at Oklahoma last season. His scoring grabs were from 20, 75 and 25 yards. The 25-yard reception was the No. 2 Collegiate Play of the Year on ESPN's You Got Mossed!.

▶ The 185 yards receiving were the most by a Horned Frog since Taj Williams had 210 versus OU in 2016. Johnston was the first Horned Frog with three touchdown catches in a game since KaVontae Turpin had four against Texas in 2015.

THE WR ROOM

▶ Taye Barber, named after actor Taye Diggs, tops all current Horned Frogs with 130 career receptions.

▶ Barber is tied with Quentin Johnston for the team lead with eight catches this season.

▶ Once called "pound-for-pound the strongest guy on the team," 5-foot-10, 175-pound wide receiver Derius Davis has a 550 squat, 370 bench and 350 clean while being clocked at 4.3 in the 40.

▶ Davis has 13 career touchdowns via four different ways (six receiving, four punt returns, two rushing and one kickoff return).

▶ True freshman Jordan Hudson is second on TCU in receiving yards (102) and tied for third in receptions (7).

MAKING GRABS

▶ Through just three games this season, several Horned Frogs have either surpassed or nearly reached their career reception totals entering 2022:

Name	2022	Career Entering 2022
Savion Williams	7	7 (2020-21)
Gunnar Henderson	5	2 (2021)
Blake Nowell	4	3 (2020-21)
Geor'Quarius Spivey	3	3* (2021)

*TCU receptions; Spivey totaled 14 catches at Mississippi State (2018-20)

▶ Henderson arrived at TCU as a walk-on before being placed on scholarship in Spring 2022. He is a football communications intern this fall and prepared the media credentials for Saturday's game versus Oklahoma.

BY THE NUMBERS

1

Max Duggan's national ranking in passing efficiency (216.0).

2

TCU players (offensive lineman Brandon Coleman, tight end Alex Honig) fluent in German. Coleman lived in Germany until he was 16 years old.

3.744

Running back Emari Demercado's grade-point average as he earned his M.S. in Business Analytics from TCU's prestigious Neeley Business School.

12

Current Horned Frogs with at least one career receiving touchdown.

16

TCU players with a reception this season.

81

Yards on Max Duggan's touchdown run against Texas Tech in 2020, the longest by a quarterback in TCU history.

94

Number of Horned Frogs who have seen playing time this season.

127

Career starts by TCU offensive linemen.

130

Career receptions by Taye Barber, the most among active Horned Frogs.

FROG DEFENSIVE NOTES

MEET THE NEW DC

► Joe Gillespie is in his first season as TCU's defensive coordinator, but he is no stranger to the state of Texas.

► Gillespie spent the previous seven seasons at Tulsa, including the final three as defensive coordinator. In 2020, he was named National Linebackers Coach of the Year by FootballScoop.com and was a finalist for Defensive Coordinator of the Year. Among the players Gillespie coached at Tulsa was 2020 Consensus All-America linebacker Zaven Collins, who was selected by the Arizona Cardinals as the 16th overall pick in the 2021 NFL Draft.

► Prior to his time at Tulsa, Gillespie coached high school football for 20 years in Texas, including serving as head football coach and athletics director (2008-14) at Stephenville High School. His teams went 72-23 (.758), winning a 2012 state championship, capturing three district titles while sharing one and advancing to the state playoffs seven times.

TURNAROUNDS

► TCU has the nation's seventh-most improved defense in points per game allowed this season:

Team	2021	2022	Difference
Temple	37.5	15.0	-22.5
Tulane	34.0	11.8	-22.2
Duke	39.8	19.5	-20.3
Kansas	42.2	27.3	-14.9
Ole Miss	24.7	10.0	-14.7
Illinois	21.9	8.0	-13.9
TCU	34.9	21.3	-13.6

► The Horned Frogs are fifth among Power 5 Conference members.

► TCU's defense ranks 22nd nationally, and 15th in the Power 5, in allowing 88.8 yards per game fewer in total offense from last season:

	2021	2022	Difference
Opp. YPG	461.8	373.0	-88.8

THE NEWCOMERS

► Included below are TCU's defensive newcomers via the transfer portal:

Ish Burdine, CB (Missouri)
 Terrence Cooks, LB (Texas)
 Caleb Fox, DL (Stephen F. Austin)
 Johnny Hodges, LB (Navy)
 Tymon Mitchell, DL (Georgia)
 Josh Newton, CB (ULM)
 Mark Perry, S (Colorado)
 Lwal Uguak, DL (UConn)

NEW FACES

► TCU's starting defense features four newcomers: linebacker Johnny Hodges (Navy), cornerback Josh Newton (ULM), safety Mark Perry (Colorado) and true freshman nose tackle Damonic Williams.

► Also making his first TCU starts this season is junior safety Abe Camara. He had a career-high eight tackles and his first interception in the win at SMU.

SETTING THE PACE

► Johnny Hodges and Mark Perry are tied for the TCU lead in tackles with 15.

► Hodges had a season-best seven stops, including two for loss with a sack, at SMU. He had a career-high 14 tackles for Navy against the Mustangs last season.

► Perry led the Horned Frogs with a TCU career-high nine tackles at SMU, one shy of his personal-best of 10 while playing for Colorado versus USC last year.

HAPPY BIRTHDAY

► True freshman starting nose tackle Damonic Williams turned 18 years old on Sept. 4.

► Williams made his TCU and collegiate debut at Colorado when he was 17.

► Williams had his first career sack in his collegiate debut in Boulder, along with combining with Jamoi Hodge on a stop for no gain on a 4th-and-1 at the TCU 15 to thwart a Colorado scoring threat on the game's opening series.

STARTING FAST

► Cornerback Josh Newton has an interception in each of the last two games for a team-best two picks on the season.

► Newton had a tackle for loss at Colorado on the season's opening snap. He then had his first TCU interception and the Horned Frogs' first pick of 2022 on the second series of the Tarleton game.

► Newton is tied for third on the team with 2.0 tackles for loss.

SNAP COUNT

► Below are the Horned Frogs who have played the most defensive snaps this season:

Name	Snaps
Dee Winters, LB	197
Abe Camara, S	174
Mark Perry, S	174
Tre'Vius Hodges-Tomlinson, CB	170
Johnny Hodges, LB	157
Millard Bradford, S	154
Jamoi Hodge, LB	146
Josh Newton, CB	134
Dylan Horton, DL	121
Terrell Cooper, DL	100

TACKLING THE SOONERS

► Senior safety Millard Bradford has totaled 28 tackles, including three for loss, in his three games against Oklahoma.

► As a true freshman in 2019, he had a career-high 13 stops, including two for loss, at OU. Included in that total was a spectacular strip and recovery of the ball in the same motion while tackling Sooners' quarterback Jalen Hurts.

TCU ACTIVE LEADERS

CAREER TACKLES

1. __ Dee Winters	178
2. __ Millard Bradford	128
3. __ Tre'Vius Hodges-Tomlinson	86
4. __ Terrell Cooper	85
5. __ Jamoi Hodge	73
6. __ Dylan Horton	67
7. __ Josh Foster	60
8. __ Wyatt Harris	59
9. __ Kee'yon Stewart	40
10. __ Noah Daniels	35

CAREER TACKLES FOR LOSS

1. __ Dee Winters	22.0
2. __ Millard Bradford	13.0
3. __ Terrell Cooper	12.0
4. __ Dylan Horton	10.5
5. __ George Ellis	4.0
Jamoi Hodge	4.0
7. __ Johnny Hodges	2.5
8. __ Wyatt Harris	2.0
Tre'Vius Hodges-Tomlinson	2.0
Josh Newton	2.0

CAREER SACKS

1. __ Dee Winters	6.5
2. __ Dylan Horton	5.0
3. __ Terrell Cooper	3.5
4. __ Jamoi Hodge	1.5
5. __ Millard Bradford	1.0
Wyatt Harris	1.0
Johnny Hodges	1.0
Tymon Mitchell	1.0
Kee'yon Stewart	1.0
Damonic Williams	1.0

CAREER INTERCEPTIONS

1. __ Wyatt Harris	2
Tre'Vius Hodges-Tomlinson	2
Josh Newton	2
Dee Winters	2
5. __ Shadrach Banks	1
Millard Bradford	1
Abe Camara	1
Josh Foster	1
Deshawn McCuin	1
Jaionte McMillan	1
Kee'yon Stewart	1

DOUBLE DIGITS

► TCU's leaders in career games with at least 10 tackles:

Name	Games
Dee Winters	3
Millard Bradford	2

FROG DEFENSIVE NOTES

DEFENSIVE LEADERS

▶ TCU's game-by-game leader in tackles this season:

Opponent	Name	Tackles
Colorado	Jamoi Hodge	5
	Namdi Obiazor	5
	Dee Winters	5
Tarleton	Jamoi Hodge	5
	SMU	Mark Perry

▶ Abe Camara (8), Johnny Hodges (7) and Kee'yon Stewart (6) joined Perry in recording a TCU career-high in tackles at SMU.

IT'S A HODGE THING

▶ Three of TCU's 11 defensive starters are linebackers Jamoi Hodge and Johnny Hodges as well as cornerback Tre'Vius Hodges-Tomlinson.

THE VETERAN

▶ Sixth-year defensive lineman Terrell Cooper tops all TCU defensive players and ranks third overall on the team with 29 career starts. Linebacker Dee Winters is second on the defense and fourth overall with 27 starts.

ELDER STATESMAN

▶ TCU has three sixth-year players on its defense in linemen Terrell Cooper and George Ellis and cornerback Noah Daniels.

MAKING STOPS

▶ Sixth-year defensive lineman George Ellis had two tackles for loss against Tarleton, equaling his career total entering the game.

▶ He tied a career-high with three stops versus Tarleton.

HORNED FROG ISLAND

▶ Entering the 2022 campaign, Pro Football Focus had two Horned Frogs among the top-three highest graded Big 12 cornerbacks in press coverage over the last three seasons:

Name	Grade
Noah Daniels, TCU	83.7
DaMarcus Fields, Texas Tech	81.4
Tre'Vius Hodges-Tomlinson, TCU	77.8

MORE THAN A NEPHEW

▶ 2020 All-American and two-time First-Team All-Big 12 selection Tre'Vius Hodges-Tomlinson is the nephew of Pro Football Hall of Famer and TCU Board of Trustees member LaDainian Tomlinson.

▶ Despite teams consistently throwing away from him last season, Hodges-Tomlinson had a team-best two interceptions, seven pass breakups and two forced fumbles.

▶ His second pick was returned 29 yards for a touchdown in a 52-31 win at Texas Tech, helping him earn Big 12 Defensive Player of the Week honors.

▶ He was sixth on TCU with 42 tackles in 2021, more than his first two years combined (34).

▶ Exclusively a cornerback in his TCU career, he moved to safety midway through the Texas game when the Horned Frogs became thin at the position. He responded with a career-high 10 tackles while forcing a fumble.

▶ Hodges-Tomlinson had a stretch of three straight games last season in which he either tied or set a career-high in tackles.

NAME CHANGE

▶ After going by his nickname Nook his first three seasons at TCU, safety Millard Bradford is now known by his given first name.

MAKING AN IMPRESSION

▶ Linebacker Johnny Hodges played the previous two seasons at Navy and had two of his better games versus current TCU Head Coach Sonny Dykes and Defensive Coordinator Joe Gillespie.

▶ Against SMU and then Mustang head coach Dykes, Hodges totaled a career-high 14 tackles, including one for loss, with an interception and pass breakup.

▶ Versus Tulsa and then Golden Hurricane defensive coordinator Gillespie, Hodges posted seven stops with two for loss, a sack and forced fumble.

▶ Hodges placed fourth on the Midshipmen with 50 tackles last season, despite playing just nine games. He made seven starts.

THE FORMER BUFF

▶ TCU safety Mark Perry spent the first three seasons of his collegiate career at Colorado.

▶ Perry played in all 12 games last season and had a team-best three interceptions while placing third on the Buffaloes with 72 tackles. All three of his picks came in the final seven games. He tied for third on the team with four pass breakups.

▶ A Rancho Cucamonga, Calif., native, Perry totaled a career-high 11 tackles to go with a fumble recovery on just 55 snaps against USC. He had nine tackles, including one for loss, the previous game versus Arizona State.

CHASING THE QB

▶ Dylan Horton led TCU last season with 9.0 tackles for loss while tying for the team lead with 4.0 sacks.

▶ At 6-foot-4 and 275 pounds, Horton has a 38-inch vertical jump with a 10-0 broad jump. He has 4.55 speed in the 40 and has power cleaned 400 pounds and squatted 700.

▶ Horton was a high school safety.

THE FREAK

▶ Cornerback Noah Daniels was named to Bruce Feldman's 2021 College Football Freaks list.

▶ Daniels has been timed as fast as 4.27 in the 40, 10.34 in the 100 and 21.01 in the 200 meters. Included below are Daniels' weight room numbers:

Name	40	Bench	Clean	Vertical
Daniels	4.27	405	400	37 inch

NORTH SHORE PRIDE

▶ TCU's two interceptions in its 30-28 win over Baylor last season were both by graduates of North Shore High School in Houston.

▶ Cornerback Kee'yon Stewart, making his season debut after missing the opening eight games due to injury, had a late third quarter end zone pick off a deflection by Tre'Vius Hodges-Tomlinson.

▶ Linebacker Shadrach Banks, a converted wide receiver, made the game-saving play with his interception at the TCU 28 with 1:03 remaining.

▶ The 250-pound Banks was back deep earlier last season on kickoff returns.

STINGINESS

▶ Colorado was held to 273 yards of offense and no touchdowns before a late 75-yard scoring drive against TCU reserves with 1:13 left in the game.

▶ The 348 yards allowed were the fewest TCU has surrendered to a Power 5 opponent since Kansas was held to 268 on Nov. 28, 2020.

▶ Three of Colorado's opening four possessions saw it drive inside the TCU 20, but the Buffs were held to a pair of field goals.

▶ On the game's opening drive, TCU's 17-year-old true freshman nose tackle Damonic Williams combined with Jamoi Hodge on a stop for no gain when Colorado went for it with a rush on 4th-and-1 at the TCU 15.

FROG SPECIAL TEAMS NOTES

FINDING PAYDIRT

▶ With his 60-yard punt return for a touchdown at Colorado, Derius Davis tied KaVontae Turpin's TCU career record of four punt returns for scores:

Name	Punt Return TDs
Derius Davis, 2018-present	4
KaVontae Turpin, 2015-18	4
Linzy Cole, 1968-69	3
Blanard Spearman, 1930-32	3

▶ The four punt returns for touchdowns by Davis are on just 30 career attempts.

▶ Davis is averaging 21.8 yards on four punt returns this season. He has a 48.5 average on two kickoff returns, including a 57-yard effort at SMU.

▶ Combined with a 100-yard kickoff return for a touchdown against West Virginia last season, Davis has five career special teams scores. He trails Turpin by one for the top spot in TCU history:

Name	Special Teams TDs
KaVontae Turpin, 2015-18	6
(4 punt returns, two kickoff returns)	
Derius Davis, 2018-present	5
(4 punt returns, one kickoff return)	

▶ Davis' 100-yard return of the opening kickoff versus West Virginia in 2021 was TCU's first kickoff return for a touchdown since Turpin went 99 yards against Oklahoma in 2018.

▶ It was the first time TCU returned the game's opening kickoff for a touchdown since at least 1996.

▶ The 100-yard kickoff return by Davis tied for second-longest in TCU history (105 yards, Charles Casper versus Texas, 1933). It was the Horned Frogs' longest since B.J. Catalan went 100 yards against LSU in 2013.

▶ Davis averaged 10.2 yards on nine punt returns last season. He would have been second in the Big 12 and 13th in the FBS if he had enough attempts (1.2 per game) to qualify for listing.

▶ Davis led the Big 12 and ranked fifth nationally in 2020 with a 14.5-yard average.

A PUNT RETURN TRADITION

▶ The following are the six Horned Frogs with punt returns for touchdowns since 2012:

Name	Season
Deante' Gray, vs. Grambling State	2012
Cameron Echols-Luper, at Kansas	2014
KaVontae Turpin, vs. Kansas	2015
KaVontae Turpin, vs. South Dakota State	2016
KaVontae Turpin, vs. Kansas	2017
Desmon White, vs. Stanford	2017
Derius Davis, vs. Southern	2018
KaVontae Turpin, at SMU	2018
Jalen Reagor, vs. Kansas	2019
Jalen Reagor, vs. West Virginia	2019
Derius Davis, at Baylor	2020
Derius Davis, at Kansas	2020
Derius Davis, at Colorado	2022

▶ The returns by White, Davis and Turpin (2017-18) make TCU the only FBS school in the nation since 1996 with a punt return for a touchdown by three different players in three consecutive games.

BACK DEEP

▶ Taye Barber had three kickoff returns against Tarleton, his first returns since his true freshman season of 2018.

FROM DOWN UNDER

▶ Jordy Sandy, from Traralgon, Australia, is in his fourth season as TCU's punter. He is 29 years old.

▶ Before arriving at TCU, he worked with scaffolding and paper mill companies in Australia.

▶ Sandy has a 38.9 average this season with five of his eight punts landing inside the 20, including three inside the 10. He does not have a touchback.

▶ TCU has not allowed a punt return this season.

▶ Sandy increased his season average each year heading into 2022:

Year	Att.	Avg.	I20	I10	TB	LG	50+
2019	61	38.4	25	12	5	55	9
2020	57	41.0	24	10	3	55	8
2021	43	43.3	13	6	3	64	8
2022	8	38.9	5	3	0	53	1

▶ Sandy's 43.3 average in 2021 ranked fifth for a season in TCU history and was the program's best since Ethan Perry's 44.5 mark in 2012:

Name	Average
Chris Becker, 1986	46.1
Ethan Perry, 2012	44.5
James Gargus, 1981	44.2
Chris Becker, 1987	44.0
Jordy Sandy, 2021	43.3
Sam Baugh, 1935	43.0*

*Led the nation

▶ Sandy had a career long 64-yard punt versus Cal last season, the longest by a Horned Frog since Perry's 67-yard boot against Minnesota in 2014. He added a 62-yard punt versus Texas that was downed at the 1-yard line.

▶ Sandy was rated by 247Sports as the No. 5 punter in the Class of 2019. He was ranked No. 1 in Australia.

AGE IS JUST A NUMBER

▶ Jordy Sandy is the nation's fourth-oldest player:

Name	Age (Birthdate)
Tom Hutton, P, Oklahoma State	32 (3/3/90)
Luke Larsen, P, East Carolina	30 (7/18/92)
Hugh Robertson, P, Illinois	29 (1/16/93)
Jordy Sandy, P, TCU	29 (5/27/93)
Lou Hedley, P, Miami (Fla.)	29 (6/26/93)

SPLITTING UPRIGHTS

▶ Griffin Kell was successful from 33 yards at Colorado on his lone field-goal attempt of the season. He is 30-of-40 in his career.

▶ Kell's streak of 76 consecutive PATs made ranks fourth all-time at TCU:

Name	Consecutive PATs Made
Jaden Oberkrom, 2014-15	102
Jaden Oberkrom, 2012-14	100
Michael Reeder, 1994-97	79
Griffin Kell, 2020-present	76

▶ Kell is 90-of-91 on PATs in his career.

▶ Kell's game-winning 25-yard field goal with 6 seconds to play gave TCU a 31-28 win over Kansas last season.

▶ Kell made his first three field-goal attempts (30, 46, 24 yards) in the 30-28 win over Baylor, giving him 11 straight makes and tying Nick Browne (2002) for the eighth-longest streak in TCU history.

▶ Kell was 4-of-4 on field goals in the 2020 win at Texas, making kicks from 27, 32, 49 and 28 yards. His four field goals and three PATs gave him 15 kick scoring points, tying for ninth-most in a game in TCU history.

▶ Kell was 3-of-4 on field goals in 2019 with his only miss from 57 yards. His 52-yard field goal against Texas was the longest make by a Horned Frog since Jaden Oberkrom's 57-yard kick against West Virginia in 2015. It was the longest field goal for Kell in either college or high school.

▶ Kell, from nearby Arlington, was trained by Oberkrom, a 2015 All-American and the Big 12's career leader in field goals made with 79 (2012-15).

NEW LEG

▶ True freshman Luke Laminack has handled kickoff duties for TCU this season.

▶ He also served as the place-kicker in the Tarleton game, making a 36-yard field goal and going 6-of-7 on PATs.

TACKLE TALLIES

▶ Included below are the Horned Frogs' 2022 special teams tackles:

Name	Tackles
Chase Jackson	1(1U)
Jaionte McMillan	1(1U)
Namdi Obiazor	1(1U)

▶ Josh Foster has either led or tied for the top spot in special teams tackles in each of the last three seasons.

NOTING THE HORNEFROGS

Alan Ali, OL

- ▶ Played at SMU last season for Sonny Dykes

Steve Avila and Brandon Coleman, OL

- ▶ They co-host a podcast called, "My Turn: Voices of Student-Athletes!"
- ▶ Podcast is available on Spotify, Apple podcast, YouTube (Frogs Today channel) with a live stream on Wednesdays at 9 p.m. CT on myturnvoa on Instagram and Frogs Today on Twitter

Taye Barber, WR

- ▶ Named after actor Taye Diggs

Millard Bradford, WR

- ▶ Changed his preferred name back to his given first name of Millard, after going by the nickname of Nook his first three years at TCU

Brandon Coleman, OL

- ▶ Lived in Germany until he was 16 years old
- ▶ Fluent in German
- ▶ Recently started learning Japanese

Blair Conwright, WR

- ▶ Changed his jersey number from 22 to 0 to represent how many drops he hopes to have this season

Noah Daniels, CB

- ▶ Has two pet snakes and two dogs

Emari Demercado, RB

- ▶ Inglewood, Calif., native whose family home is walking distance from SoFi Stadium
- ▶ Already has his master's degree after recording a 3.744 grade-point average in earning an M.S. in business analytics

Dominic DiNunzio, TE

- ▶ Attends TCU on an ROTC scholarship
- ▶ Never played football until arriving at TCU
- ▶ Was playing rugby on campus when he was convinced by former TCU football players to walk on to the football team
- ▶ Started four games last season

Wes Harris, OL, and Wyatt Harris, LB

- ▶ Brothers

Garrett Hayes, OL

- ▶ Has his private pilot's license which allows him to fly single engine planes
- ▶ Frequently flies over TCU and downtown Fort Worth

Gunnar Henderson, WR

- ▶ Arrived at TCU as a walk-on before being placed on scholarship
- ▶ No relation to top Baltimore Orioles' prospect Gunnar Henderson
- ▶ Football communications intern this fall

Johnny Hodges, LB

- ▶ Went to Navy to play lacrosse, before later joining the football program

Tre'Vius Hodges-Tomlinson, CB

- ▶ Nephew of Pro Football Hall of Famer and TCU Board of Trustees member LaDainian Tomlinson

Quentin Johnston, WR

- ▶ An accomplished graphic designer in his spare time

Brent Maticcik, TE

- ▶ Long snapper who enjoys repairing boats

Chandler Morris, QB

- ▶ Son of former SMU and Arkansas Head Coach Chad Morris, currently a senior offensive analyst at USF
- ▶ Changed his jersey number to 2 this season; A fan of former TCU quarterback Trevone Boykin who wore No. 2 during his playing days

Jordy Sandy, P

- ▶ Donating \$20 to the Hope Center for Autism in Fort Worth for each of his punts that go inside the 20-yard line this season
- ▶ Donations are in honor of his 9-year-old cousin, Adelaide, who has autism and lives in Australia

Joe Staubach, WR

- ▶ Grandson of football legend Roger Staubach

Carter Ware, TE

- ▶ Lived in Singapore for eight years

Damonic Williams, DL

- ▶ Turned 18 years old on Sept. 4
- ▶ Made his TCU debut on Sept. 2 at Colorado as a 17-year-old starting nose tackle

FROG TIDBITS

BY THE NUMBERS

2

TCU coaches who lettered in baseball in college (Head Coach Sonny Dykes, Texas Tech; Safeties Coach Paul Gonzales, UC Davis).

3

NFL teams (Dallas Cowboys, Pittsburgh Steelers, New Orleans Saints) in the last 12 years to utilize TCU as a practice site.

5

National awards won by Horned Frogs the last 13 seasons (Jerry Hughes, 2009 Ted Hendricks Award and 2009 Lott IMPACT Trophy; Jake Kirkpatrick, 2010 Rimington Trophy; Trevone Boykin, 2014 Earl Campbell Tyler Rose Award; Tre'von Moehrig, 2020 Jim Thorpe Award).

23

Former TCU players active in the NFL.

29

Career starts by Terrell Cooper, tops among current TCU defensive players.

\$100

Monetary donation so far this season made by Jordy Sandy to Fort Worth's Hope Center for Autism as he contributes \$20 for each punt inside the 20-yard line.

370

Consecutive games TCU has scored, the second-longest streak in college football history.

\$400,000,000+

Donor-funded athletics facilities upgrades since TCU began Big 12 play in 2012.

THE TURNOVER STORY

▶ TCU is a plus-3 in turnover margin this season:

Opponent	Turnover Margin
Colorado	E
Tarleton	+1
SMU	+2

▶ TCU's lone turnover this season was a fumble at the goal line with a 59-17 lead and 8:11 left in the game against Tarleton.

▶ The Horned Frogs have lost just 11 times in their last 97 games when ahead in turnover margin with two of those defeats being last season to SMU and Oklahoma State. The SMU game was also only the sixth TCU loss in the last 58 contests when it totaled at least three takeaways. The Horned Frogs had three interceptions.

▶ Over the last 18 seasons, TCU is 126-23 when ahead (86-11) or even (40-12) in turnover margin and 28-41 when on the negative side.

▶ TCU is 52-6 in its last 58 games with at least three takeaways.

▶ Since the start of the 2005 campaign, TCU is 154-64. In 29 of the 64 defeats, the Horned Frogs were minus 2 or worse in turnover margin.

BALL CONTROL

▶ Included below is the Horned Frogs' TOP in each contest this season:

Opponent	Time of Possession
Colorado	26:42
Tarleton	34:42
SMU	31:18

▶ The Horned Frogs have led in time of possession in 27 of their last 40 contests dating back to 2018.

▶ The 36:23 against Cal last season was TCU's most since a 43:26 mark in a 33-31 win at Texas Tech in 2019. That total was the Horned Frogs' highest since 2008, when they held the ball for 43:29 in a 41-7 victory over San Diego State.

FINDING THE SCOREBOARD

▶ TCU ranks second in NCAA history for consecutive games scoring:

No.	Team	Games (Last Shutout)
1.	Florida	427 (Oct. 29, 1988 vs. Auburn, 16-0)
2.	TCU	370 (Nov. 16, 1991 at Texas, 32-0)

▶ TCU moved past Michigan (365, 1984-2014) into second place in NCAA history with its 31-28 win over Kansas last season.

WHAT ARE THEY WEARING

▶ TCU's game-by-game uniform look:

Game	Helmet	Jersey	Pants
Colorado	Purple	White	Purple
Tarleton	White	Purple	White
SMU	White	White	White

O CAPTAIN, MY CAPTAIN

▶ TCU's season captains are offensive lineman Steve Avila, defensive lineman Dylan Horton, wide receiver Quentin Johnston and linebacker Dee Winters.

THE TEAM

▶ The following is the breakdown by class of the 130-player 2022 TCU football team:

Class	Number of Players
True Freshmen	25
Redshirt Freshmen	26
Sophomores	17
Juniors	32
Seniors	30

▶ Included below is a class listing of the 94 players who have seen action for TCU this season:

Class	2022
True Freshmen	11
Redshirt Freshmen	14
Sophomores	14
Juniors	27
Seniors	28

NON-OFFENSIVE TOUCHDOWNS

▶ Since 2010, TCU has 55 non-offensive touchdowns from 23 interception returns, 13 punt returns, 10 fumble returns and nine kickoff returns.

▶ TCU had three non-offensive touchdowns last season:

Name	TD
Tre'Vius Hodges-Tomlinson, at Texas Tech	Int.
Derius Davis, vs. West Virginia	KR
Colt Ellison, at Oklahoma State	FR

FROG TIDBITS

HOME SWEET HOME

▶ The donor-funded \$113 million Legends Club & Suites on the east side of Amon G. Carter Stadium opened in 2020. The world-class venue has two levels of premium seating and includes 48 loge boxes with two private clubs, over 1,000 club seats and 22 luxury suites.

▶ The \$164 million rebuild of Amon G. Carter Stadium, completed in 2012, was funded entirely by donor support and included a seating capacity of 45,000.

▶ The six Founders Club suites, located at midfield on the concourse level, were sold at \$15 million each to provide lead gifts totaling \$90 million.

▶ There are 25 suites, all sold, on the west side.

▶ Yahoo! Sports ranked Amon G. Carter Stadium as the best stadium in the Big 12.

HORNED FROGS FEVER

▶ Nine of the top 10 home crowds in TCU history have come since TCU began Big 12 play in 2012.

▶ TCU sold out of football season tickets four times in the last 11 campaigns. TCU set a school record for season ticket sales in five of the past 12 seasons.

▶ Nearly 35,000 TCU fans traveled to the 2011 Rose Bowl. Over 20,000 made the trip the previous year to the Fiesta Bowl. At its first New Year's Six bowl, TCU had 15,000 fans at the 2014 Chick-fil-A Peach Bowl.

THE NON-CONFERENCE SLATE

▶ Since beginning Big 12 play in 2012, TCU is in the midst of a stretch of nonconference Power Five opponents that began with Virginia (2012), LSU (2013), Minnesota (2014-15), Arkansas (2016-17), Ohio State (2018) and Cal (2020-21) and continues with Purdue (2019, 2030), Colorado (2022-23), Stanford (2024, 2027), North Carolina (2025-26) and Duke (2028-29).

BONUS FOOTBALL

▶ TCU is 9-9 since the NCAA adopted overtime play in 1996.

HISTORY MAKING

▶ On Dec. 5, 2010, TCU became the only team in college football history to receive an invitation to the Rose Bowl and implode its stadium on the same day.

SELECT COMPANY

▶ TCU is one of just 21 schools to have won multiple national championships (1935, 1938) and produce a Heisman Trophy winner (Davey O'Brien, 1938).

▶ The other schools are Alabama, Army, Auburn, Florida, Florida State, Georgia, LSU, Miami (Fla.), Michigan, Minnesota, Nebraska, Notre Dame, Ohio State, Oklahoma, Penn State, Pittsburgh, SMU, Texas, Texas A&M and USC.

A TRIO OF EXCELLENCE

▶ TCU is one of just nine schools nationally with a Heisman Trophy winner (Davey O'Brien, 1938), NFL Most Valuable Player (LaDainian Tomlinson, 2006) and Super Bowl MVP (Larry Brown, Dallas Cowboys, Super Bowl XXX).

▶ The others are Alabama, BYU, Florida, Georgia, Michigan, Notre Dame, Syracuse and USC.

CHECKING THE LEDGER

▶ TCU is 670-564-57 (.541) in its football history which began in 1896.

COLLEGE GAMEDAY

▶ TCU is 6-1 when ESPN's College GameDay has been present for its games:

Year	Opponent	Result
2009	at No. 16 BYU	W, 38-7
2009	No. 16 Utah	W, 55-28
2010	at No. 5 Utah	W, 47-7
2011	vs. No. 5 Wisconsin*	W, 21-19
2014	at No. 20 West Virginia	W, 31-30
2017	No. 23 West Virginia	W, 31-24
2018	vs. No. 4 Ohio State^	L, 28-40

*Rose Bowl

^Arlington, Texas

▶ The Horned Frogs are 5-0 when the game has been played on a campus.

2022 GAME-BY-GAME STARTERS

TCU OFFENSE

Pos.	CU	TAR	SMU	OU	KU	OSU	KSU	WVU	TTU	UT	BU	ISU
XWR	Johnston	Johnston	Johnston									
YWR	Spivey	Spivey	Spivey									
LT	Coleman	Coleman	Coleman									
LG	Avila	Avila	Avila									
C	Ali	Ali	Ali									
RG	Harris	Harris	Harris									
RT	Coker	Coker	Coker									
HWR	Barber	Barber	Barber									
ZWR	Williams	Williams	Williams									
QB	Morris	Duggan	Duggan									
RB	Miller	Miller	Miller									

TCU DEFENSE

Pos.	CU	TSU	SMU	OU	KU	OSU	KSU	WVU	TTU	UT	BU	ISU
DE	Horton	Horton	Horton									
NT	Williams	Williams	Williams									
DE	Cooper	Cooper	Cooper									
SLB	Winters	Winters	Winters									
MLB	Hodge	Hodge	Hodge									
WLB	Hodges	Hodges	Hodges									
CB	Newton	Newton	Newton									
FS	Camara	Camara	Camara									
N	Bradford	Bradford	Bradford									
SS	Perry	Perry	Perry									
CB	H-Tomlinson	H-Tomlinson	H-Tomlinson									

HEAD COACH SONNY DYKES (@CoachSonnyDykes)

HORNED FROGS UNDER DYKES

Situation	Record
Score First	2-0
When Opp. Scores First	1-0
Lead at the Half	3-0
Trail at the Half	0-0
Tied at the Half	0-0
Lead After 3 Quarters	3-0
Trail After 3 Quarters	0-0
Tied After 3 Quarters	0-0
Games Decided in OT	0-0
300+ Yards of Offense	3-0
400+ Yards of Offense	3-0
100+ Rushing Yards	3-0
200+ Rushing Yards	1-0
200+ Passing Yards	2-0
300+ Passing Yards	1-0
Win Time of Possession	2-0
Opp. Under 100 Rush Yds.	1-0
Opp. At or Under 200 Total Yards	0-0
Opp. At or Under 300 Total Yards	1-0
Allow 300+ Total Yards	2-0
Allow 400+ Total Yards	1-0

TCU CAREER RECORD BREAKDOWN

vs. Conference Opponents	0-0
vs. Nonconference Opponents	3-0
vs. Ranked Opponents	0-0
Home Games	1-0
Road Games	2-0
Neutral Site Games	0-0
August	0-0
September	3-0
October	0-0
November	0-0
December	0-0
January	0-0

HEAD COACHING RECORD

Year	School	Won	Lost	Pct.	Bowl
2010	LA Tech	5	7	.417	
2011	LA Tech	8	5	.615	Poinsettia
2012	LA Tech	9	3	.750	
2013	Cal	1	11	.083	
2014	Cal	5	7	.417	
2015	Cal	8	5	.615	Armed Forces
2016	Cal	5	7	.417	
2017	SMU	0	1	.000	Frisco
2018	SMU	5	7	.417	
2019	SMU	10	3	.769	Boca Raton
2020	SMU	7	3	.700	
2021	SMU	8	4	.667	Fenway
2022	TCU	3	0	1.000	
Totals		74	63	.540	(13 Years)

RANKED WINS AS A HEAD COACH

Date	Opponent (Ranking)	Score
9/17/16	Texas (11)	50-43
10/1/16	Utah (18)	28-23
11/3/18	Houston (17)	45-31
9/21/19	at TCU (25)	41-38
10/3/20	Memphis (25)	30-27

VS. ALL OPPONENTS

Abilene Christian	1-0
Air Force	1-0
Arizona	0-2
Arizona State	1-1
Arkansas State	1-0
Baylor	0-0
Boise State	0-1
BYU	0-1
Central Arkansas	1-0
Cincinnati	0-3
Colorado	2-1
Connecticut	1-0
East Carolina	1-1
Florida Atlantic	0-1
Fresno State	1-1
Grambling State	2-0
Hawaii	1-2
Houston	3-2
Houston Baptist	1-0
Idaho	3-0
Illinois	1-0
Iowa State	0-0
Kansas	0-0
Kansas State	0-0
Louisiana Tech	1-1
Memphis	1-3
Michigan	0-1
Mississippi State	0-1
Navy	3-2
Nevada	1-1
New Mexico State	3-0
North Texas	3-1
Northwestern	1-1
Ohio State	0-1
Oklahoma	0-0
Oklahoma State	0-0
Ole Miss	1-0
Oregon	1-3
Oregon State	2-2
Portland State	1-0
Rice	1-0
Sacramento State	1-0
San Diego State	1-1
San Jose State	2-1
SMU	1-0
South Florida	2-0
Southern Miss	0-2
Stanford	0-4
Stephen F. Austin	1-0
Tarleton	1-0
TCU	2-2
Temple	2-0
Texas	2-0
Texas A&M	0-2
Texas State	3-0
Texas Tech	0-0
Tulane	4-0
Tulsa	1-3
UCF	1-1
UCLA	1-3
UNLV	1-0
USC	0-4
Utah	1-1
Utah State	2-1
UTSA	1-0
Virginia	1-0
Washington	1-3
Washington State	2-2
West Virginia	0-0
Total	74-63

2022 TCU NUMERICAL ROSTER

No.	Name	Pos.	Ht.	Wt.	Cl.-Exp.	Hometown (High School)/Last
0	Blair Conwright	WR	6-0	190	JR-2L	Lubbock, Texas (Coronado)
0	Landyn Watson	DL	6-3	255	FR-RS	Round Rock, Texas (Hutto)
1	Tre'Vius Hodges-Tomlinson	CB	5-9	180	SR-3L	Waco, Texas (Midway)
1	Quentin Johnston	WR	6-4	215	JR-2L	Temple, Texas (Temple)
2	Chandler Morris	QB	6-0	195	FR-RS	Highland Park, Texas (Highland Park)/ Oklahoma
2	Kee'yon Stewart	CB	6-0	185	JR-2L	Houston, Texas (North Shore)
3	Emari Demercado	RB	5-11	210	SR-3L	Inglewood, Calif. (Downey)/ Saddleback College
3	Mark Perry	S	6-0	215	JR-TR	Rancho Cucamonga, Calif. (Rancho Cucamonga)/Colorado
4	Taye Barber	WR	5-10	190	SR-4L	Cypress, Texas (Cypress Springs)
4	Namdi Obiazor	S	6-3	210	JR-TR	Eden Prairie, Minn. (Eden Prairie)/ Iowa Western CC
6	Jamoi Hodge	LB	6-2	245	JR-2L	Winston-Salem, N.C. (Reynolds)/ Independence CC
6	Chase Jackson	WR	6-2	180	FR-RS	Choctaw, Okla. (Choctaw)
7	Jordan Hudson	WR	6-1	190	FR-HS	Garland, Texas (Garland)
7	D'Arco Perkins-McAllister	S	6-1	190	SO-1L	Nashville, Tenn. (Stratford Comprehensive)
9	Emani Bailey	RB	5-9	200	JR-TR	Denton, Texas (Ryan)/Louisiana
9	Marcel Brooks	LB	6-2	210	SR-2L	Fort Worth, Texas (Marcus)/LSU
10	Josh Hoover	QB	6-1	205	FR-HS	Rockwall, Texas (Rockwall-Heath)
11	Chace Biddle	S	6-0	205	FR-HS	Garland, Texas (Garland)
11	Derius Davis	WR	5-10	175	SR-4L	Saint Francisville, La. (West Feliciana)
12	Terrence Cooks Jr.	LB	6-2	225	FR-TR	Pearland, Texas (Shadow Creek)/Texas
12	Geor'Quarius Spivey	TE	6-5	245	SR-1L	Monroe, La. (Richwood)/Mississippi State
13	Luke Pardee	QB	6-1	190	SO-SQ	Houston, Texas (Klein Cain)
13	Dee Winters	LB	6-1	230	SR-3L	Brenham, Texas (Burton)
14	DJ Allen	WR	5-11	195	FR-HS	Gladewater, Texas (Gladewater)
14	Abe Camara	S	6-0	190	JR-1L	Alpharetta, Ga. (West Forsyth)/ Coffeyville CC
15	Max Duggan	QB	6-2	210	SR-3L	Council Bluffs, Iowa (Lewis Central)
15	Josh Foster	S	6-2	200	SR-3L	Newton, Texas (Newton)
16	Sam Jackson	QB	5-11	185	FR-RS	Naperville, Ill. (Naperville Central)
17	Trent Battle	RB	6-1	205	FR-RS	Daphne, Ala. (Daphne)
17	Deshawn McCuin	S	6-0	195	JR-1L	Jacksonville, Texas (Jacksonville)
18	Ish Burdine	CB	6-1	200	JR-TR	Slidell, La. (Slidell)/Missouri
18	Savion Williams	WR	6-5	215	JR-2L	Marshall, Texas (Marshall)
19	Shadrach Banks	LB	6-1	250	SO-1L	Houston, Texas (North Shore)/Texas A&M
19	Jared Wiley	TE	6-7	255	SR-TR	Temple, Texas (Temple)/Texas
20	Christopher Chosen	WR	6-0	180	SO-SQ	Houston, Texas (George Ranch)
20	Ronald Lewis	CB	6-1	175	FR-HS	New Orleans, La. (Warren Easton)
21	Noah Daniels	CB	6-0	210	SR-3L	League City, Texas (Clear Creek)
21	Corey Wren	RB	5-10	200	JR-TR	New Orleans, La. (John Curtis Christian)/ Florida State
22	Kyron Chambers	CB	6-0	195	FR-HS	Dallas, Texas (South Oak Cliff)
22	Major Everhart	WR	5-11	180	FR-HS	Amarillo, Texas (Tascosa)
23	Trevor Ailey	RB	5-11	192	JR-SQ	Cushing, Okla. (Cushing)/Oklahoma State
23	Keontae Jenkins	CB	5-10	180	JR-2L	South Norfolk, Va. (Frank W. Cox)
24	Brant Ahlfinger	RB	5-10	216	FR-HS	Fort Worth, Texas (All Saints Episcopal)
24	Josh Newton	CB	6-0	195	JR-TR	Monroe, La. (Ouachita Parish)/ULM
25	Wyatt Harris	LB	6-3	235	SR-3L	Aledo, Texas (Aledo)
25	James Koshakji	PK	5-8	170	JR-SQ	Dallas, Texas (Jesuit Dallas)
26	Bud Clark	S	6-2	190	SO-1L	Alexandria, La. (Alexandria)
26	Caleb Medford	WR	6-3	195	SO-1L	Henderson, Texas (Henderson)
27	Gunnar Henderson	WR	5-9	180	SR-1L	McAllen, Texas (McAllen)/Incarnate Word
27	Jaionte McMillan	CB	5-11	185	JR-1L	Atlanta, Ga. (Rockdale County)
28	Millard Bradford	S	5-11	190	SR-3L	Helotes, Texas (O'Connor)/ Fork Union Military Academy
29	Marvin Covington	CB	5-11	195	FR-RS	Mansfield, Texas (Lake Ridge)
29	Jacob Porter	QB	6-2	176	FR-HS	Fort Worth, Texas (Timber Creek)
30	Drew Scott	WR	6-2	192	JR-SQ	Dallas, Texas (Highland Park)
31	Jordy Sandy	P	6-3	218	SR-3L	Traralgon, Australia (ProKick Australia)
32	Christian MacDonald	WR	6-1	198	SO-SQ	Hopkinton, Mass. (Hopkinton)
32	Kevin Ward	S	6-0	202	FR-RS	Springfield, Mo. (Kickapoo)
33	Thomas Armstrong	LB	6-3	235	JR-2L	Hollywood, Fla. (Chaminade-Madonna College Preparatory)
33	Kendre Miller	RB	6-0	220	JR-2L	Mount Enterprise, Texas (Mount Enterprise)
34	Zach Marcheselli	LB	6-2	219	JR-2L	Broken Arrow, Okla. (Broken Arrow)
35	Colton Dobson	WR	5-11	170	FR-RS	Nolensville, Tenn. (Nolensville)
36	Joe Laterza	LS	6-5	206	FR-RS	Arlington Heights, Ill. (Saint Viator)
36	Ryan Quintanar	LB	6-0	218	FR-RS	Los Angeles, Calif. (Loyola)
37	Palmer Nix	LB	6-1	237	SR-TR	Heath, Texas (Dallas Christian)/Georgetown
38	Parker Clark	WR	6-1	190	FR-HS	Fort Worth, Texas (All Saints Episcopal)
38	Jack Stein	LS	5-11	215	FR-TR	Orange, Calif. (El Modena)/Utah
39	Griffin Kell	PK	6-0	193	SR-3L	Arlington, Texas (Arlington)
39	Matthew Kerr	LB	6-4	210	FR-RS	Mason, Texas (Mason)
40	Franklin Estrada	RB	5-11	188	FR-RS	Carrollton, Texas (Hebron)
41	T.J Willson	LB	6-0	224	FR-HS	Loomis, Calif. (Del Oro)
42	Brent Maticcik	TE	6-2	235	JR-2L	McKinney, Texas (McKinney Boyd)
43	Blake Baldwin	LB	6-0	225	FR-RS	Clovis, Calif. (Clovis East)
43	Joe Staubach	WR	6-1	185	FR-HS	Dallas, Texas (Jesuit Dallas)
44	Colt Ellison	DL	6-4	260	SR-3L	Aledo, Texas (Aledo)
44	Ben Reppenhagen	TE	6-3	247	SO-SQ	Edina, Minn. (Saint Thomas Academy)
46	Daveion Crawford	S	5-11	204	JR-SQ	La Porte, Texas (La Porte)/ Ellsworth Community College
46	Hunter Krepp	WR	6-1	170	FR-HS	Dallas, Texas (Jesuit Dallas)
47	Jake Boozer	LB	6-2	232	FR-RS	Waco, Texas (Bishop Reicher)
47	Carter Ware	TE	6-4	265	SR-4L	Liberty Hill, Texas (Liberty Hill)
48	Zimbalist Odhams III	CB	5-9	146	SO-SQ	Mansfield, Texas (Lake Ridge)/ Southwestern Oklahoma State
49	Connor Lingren	DL	6-5	305	FR-HS	College Station, Texas (College Station)
49	Austin Scheets	TE	6-8	190	FR-RS	Colleyville, Texas (Covenant Christian Academy)/Weatherford College
50	Doug Blue-Eli	DL	6-2	320	SO-TR	Paulsboro, N.J. (Paulsboro)/Monroe CC
51	Luke Lingard	LB	6-1	216	FR-RS	Colleyville, Texas (Colleyville Heritage)
52	Ezra Dotson-Oyetade	OL	6-3	285	FR-TR	Garland, Texas (Lakeview Centennial)/ Arizona State
52	Damonic Williams	DL	6-2	320	FR-HS	Torrance, Calif. (Alemany)
53	John Lanz	OL	6-4	320	SR-2L	Argyle, Texas (Guyer)
54	Quinton Harris	OL	6-8	300	FR-HS	Arlington, Texas (Sequin)
54	Luke Splaine	LB	6-1	230	SO-TR	San Jose, Calif. (Bellarmine Prep)/ Foothill College
55	Robby Rochester	OL	6-5	290	SO-TR	Southlake, Texas (Carroll)/UConn
56	Alan Ali	OL	6-5	300	SR-TR	Fort Worth, Texas (Timber Creek)/SMU
57	Johnny Hodges	LB	6-2	240	JR-TR	Darnestown, Md. (Quince Orchard)/Navy
58	Altrique Barlow	OL	6-5	360	SO-1L	Virginia Beach, Va. (Catholic)
59	Blake Jones	DL	6-2	240	FR-HS	Brenham, Texas (Brenham)
61	Riley Self	OL	6-4	295	FR-RS	Lufkin, Texas (Lufkin)
66	Noah Bolticoff	OL	6-5	306	FR-RS	Rose Hill, Kan. (Rose Hill)
67	Hudson White	OL	6-2	289	FR-RS	Abilene, Texas (Wylie)
68	Michael Nichols	OL	6-5	301	SO-1L	Justin, Texas (Northwest)
69	Gannon Gaubert	OL	6-1	296	FR-HS	Dallas, Texas (Highland Park)
70	Kris Dike	OL	6-6	305	SR-SQ	Van, Texas (Van)
71	Marcus Williams	OL	6-7	331	JR-SQ	Longview, Texas (Longview)
72	Jasper Lott	OL	6-5	290	FR-RS	Argyle, Texas (Argyle)
74	Andrew Coker	OL	6-7	315	JR-2L	Katy, Texas (James E. Taylor)
75	Brannon Brown	OL	6-5	329	JR-SQ	San Antonio, Texas (O'Connor)
76	Garrett Hayes	OL	6-5	320	SO-1L	Athens, Texas (Athens)
77	Brandon Coleman	OL	6-6	325	JR-2L	Denton, Texas (Denton)/Trinity Valley CC
78	Wes Harris	OL	6-4	315	SR-4L	Aledo, Texas (Aledo)
79	Steve Avila	OL	6-4	330	SR-3L	Arlington, Texas (South Grand Prairie)
80	D'Andre Rodgers	TE	6-4	240	FR-RS	Sammamish, Wash. (Eastside Catholic)
81	Chase Curtis	WR	6-5	230	JR-1L	Pittsburg, Kan. (Pittsburg)/ Neosho County CC
82	Alex Honig	TE	6-6	265	FR-RS	Bavaria, Germany (Schwabisch Hall Unicorns)
83	Keagan Cunningham	WR	6-2	179	FR-HS	Denton, Texas (Ryan)
84	Dominic DiNunzio	TE	6-4	245	JR-1L	Cleveland, Ohio (Saint Ignatius)
86	Curtis Raymond III	TE	6-4	208	SR-TR	Dripping Springs, Texas (Dripping Springs)/ Cornell
87	Blake Nowell	WR	6-4	205	SO-1L	Ardmore, Okla. (Plainview)
88	Quincy Brown	WR	6-4	210	SO-1L	St. Rose, La. (Destrehan)
89	Stayton Ankrum	WR	6-2	205	FR-HS	San Antonio, Texas (Reagan)
90	Caleb Fox	DL	6-3	295	JR-TR	The Woodlands, Texas (The Woodlands)/ Stephen F. Austin
91	Tymon Mitchell	DL	6-3	315	JR-TR	Nashville, Tenn. (Franklin Road)/Georgia
92	Luke Dodds	DL	6-4	242	FR-RS	Round Rock, Texas (Round Rock)
93	George Ellis III	DL	6-2	290	SR-3L	Miami, Fla. (American Heritage)
94	Michael Ibukun-Okeyode	DL	6-6	250	FR-HS	Garland, Texas (Rowlett)
95	Terrell Cooper	DL	6-2	280	SR-4L	Lindale, Texas (Lindale)
96	Lwal Uguak	DL	6-5	271	SR-TR	Edmonton, Alberta (Harry Ainlay)/UConn
97	Easton Black	PK/P	6-3	200	FR-HS	Peoria, Ariz. (Sunrise Mountain)
97	Paul Oyewale	DL	6-4	260	FR-HS	Houston, Texas (Langham Creek)
98	Logan Frederic	LS	6-3	190	FR-HS	Littleton, Colo. (Heritage)
98	Dylan Horton	DL	6-4	275	SR-2L	Frisco, Texas (Frisco)/New Mexico
99	Luke Laminack	PK	5-11	173	FR-HS	Amarillo, Texas (Amarillo)
99	Soni Misi	DL	6-2	320	SR-2L	Rohnert Park, Calif. (Rancho Cotate)/ Santa Rosa JC

TCU DEPTH CHART

OFFENSE

Pos.	No.	Player	Ht.	Wt.	Cl.
LT	77	Brandon Coleman	6-6	325	Jr.
	71	Marcus Williams	6-7	331	Jr.
	55	Robby Rochester	6-5	290	So.
LG	79	Steve Avila	6-4	330	Sr.
	76	Garrett Hayes	6-5	320	So.
	58	Altrique Barlow OR	6-5	360	So.
	75	Brannon Brown	6-5	329	Jr.
C	56	Alan Ali	6-5	300	Sr.
	52	Ezra Dotson-Oyetade	6-3	285	RFr.
RG	53	John Lanz OR	6-4	320	Sr.
	78	Wes Harris	6-4	315	Sr.
	66	Noah Bolticoff	6-5	306	RFr.
RT	74	Andrew Coker	6-7	315	Jr.
	68	Michael Nichols	6-5	301	So.
	72	Jasper Lott	6-5	290	RFr.
WR (X)	1	Quentin Johnston	6-4	215	Jr.
	0	Blair Conwright	6-0	190	Jr.
	6	Chase Jackson	6-2	180	RFr.
WR (H)	4	Taye Barber OR	5-10	190	Sr.
	11	Derius Davis OR	5-9	162	Sr.
	27	Gunnar Henderson	5-9	180	Sr.
QB	15	Max Duggan	6-2	210	Sr.
	16	Sam Jackson	5-11	185	RFr.
	2	Chandler Morris	6-0	195	RFr.
WR (Y)	12	Geor'Quarius Spivey	6-5	245	Sr.
	80	D'Andre Rogers OR	6-4	240	RFr.
	81	Chase Curtis	6-5	230	Jr.
WR (Z)	18	Savion Williams	6-5	215	Jr.
	87	Blake Nowell OR	6-4	205	So.
	7	Jordan Hudson	6-1	190	Fr.
TE	19	Jared Wiley	6-7	255	Sr.
	84	Dominic DiNunzio	6-4	245	Jr.
	47	Carter Ware	6-4	265	Sr.
RB	33	Kendre Miller OR	6-0	220	Jr.
	3	Emari Demercado OR	5-11	210	Sr.
	17	Trent Battle OR	6-1	205	RFr.
	9	Emani Bailey OR	5-9	200	Jr.
21	Corey Wren	5-10	200	Jr.	

SPECIALISTS

PK	39	Griffin Kell	6-0	193	Sr.
	99	Luke Laminack	5-11	173	Fr.
H	31	Jordy Sandy	6-3	218	Sr.
	97	Easton Black	6-3	200	Fr.
LSN	42	Brent Maticcik	6-2	235	Jr.
	98	Logan Frederic	6-3	190	Fr.
SSN	42	Brent Maticcik	6-2	235	Jr.
	98	Logan Frederic	6-3	190	Fr.
KO	39	Griffin Kell	6-0	193	Jr.
	99	Luke Laminack	5-11	173	Fr.
P	31	Jordy Sandy	6-3	218	Sr.
	97	Easton Black	6-3	200	Fr.
PR	11	Derius Davis	5-9	162	Sr.
	4	Taye Barber	5-10	190	Sr.
KR	11	Derius Davis OR	5-9	162	Sr.
	4	Taye Barber	5-10	190	Sr.
	3	Emari Demercado	5-11	210	Sr.
	19	Shadrach Banks	6-1	250	So.

DEFENSE

Pos.	No.	Player	Ht.	Wt.	Cl.
DE	98	Dylan Horton	6-4	275	Sr.
	90	Caleb Fox OR	6-3	295	So.
	44	Colt Ellison	6-4	260	Sr.
NT	52	Damonic Williams	6-2	320	Fr.
	50	Doug Blu-Eli	6-2	320	So.
	91	Tymon Mitchell	6-3	315	So.
DE	95	Terrell Cooper	6-2	280	Sr.
	93	George Ellis	6-2	290	Sr.
	96	Lwal Uguak	6-5	271	Sr.
SLB	13	Dee Winters	6-1	230	Sr.
	25	Wyatt Harris	6-3	235	Sr.
MLB	6	Jamoi Hodge	6-2	245	Jr.
	19	Shadrach Banks	6-1	250	So.
WLB	57	Johnny Hodges	6-2	240	Jr.
	34	Zach Marcheselli	6-2	219	Jr.
CB	24	Josh Newton	6-0	195	Jr.
	21	Noah Daniels OR	6-0	210	Sr.
	18	Ish Burdine	6-1	200	Jr.
FS	14	Abe Camara OR	6-0	190	Jr.
	26	Bud Clark	6-2	190	So.
N	28	Millard Bradford	5-11	190	Sr.
	15	Josh Foster	6-2	200	Sr.
SS	3	Mark Perry	6-0	215	Jr.
	4	Namdi Obiazor	6-3	210	Jr.
CB	1	Tre'Vius Hodges-Tomlinson	5-9	180	Sr.
	2	Kee'yon Stewart	6-0	185	Jr.

TCU CAREER STARTS

No.	Player	Starts	No.	Player	Starts
1.	Max Duggan, QB	31	21.	Noah Daniels, CB	7
2.	Taye Barber, WR	30		Emari Demercado, RB	7
3.	Terrell Cooper, DL	29		Kendre Miller, RB	7
4.	Dee Winters, LB	27	24.	Geor'Quarius Spivey, TE	6
5.	Tre'Vius Hodges-Tomlinson, CB	26		Savion Williams, WR	6
6.	Steve Avila, OL	23	26.	Bud Clark, S	4
	Andrew Coker, OL	23		George Ellis, DL	4
8.	Quentin Johnston, WR	18		Dominic DiNunzio, TE	4
9.	Wes Harris, OL	16	29.	Alan Ali, OL	3
10.	Millard Bradford, S	12		Abe Camara, S	3
	John Lanz, OL	12		Colt Ellison, DL	3
	Carter Ware, TE	12		Johnny Hodges, LB	3
13.	Brandon Coleman, OL	11		Soni Misi, DL	3
	Wyatt Harris, LB	11		Chandler Morris, QB	3
	Dylan Horton, DL	11		Josh Newton, CB	3
16.	Blair Conwright, WR	10		Mark Perry, S	3
	Derius Davis, WR	10		Damonic Williams, DL	3
	Jamoi Hodge, LB	10	38.	Josh Foster, S	2
19.	Quincy Brown, WR	9	39.	Deshawn McCuin, S	1
20.	Kee'yon Stewart, CB	8			

PRONUNCIATION GUIDE

Alan Ali, OL	Uh-law-n Ah-lee
Steve Avila, OL	Ah-vee-la
Shadrach Banks, LB	SHAD-rick
Millard Bradford, S	_MILL-ird
Emari Demercado, RB	ee-MAR-ee dee-Mer-kah-doe
Jamoi Hodge, LB	Juh-MOY
Tre'vius Hodges-Tomlinson, CB	Trey-vee-us
Blake Nowell, WR	NOW-ll
Namdi Obiazor, S	nam-dee Oh-bee-eye-zor
Geor'Quarius Spivey, TE	jor-CORE-ee-us
Damonic Williams, DL	DOM-in-ick
Savion Williams, WR	SAY-vee-on

2022 DEPTH CHART PLAYER BRIEFS

OFFENSE

LT	77	Brandon Coleman	6-6	325	Jr.	Started 11 of the last 12 games; Started at LT all 3 games this season w/ the stretch including 7 starts at LG and 1 at RG
	71	Marcus Williams	6-7	331	Jr.	Saw his first action of the season in the win over Tarleton; 2020 First-Team Academic All-Big 12
LG	79	Steve Avila	6-4	330	Sr.	Team Captain; Two-time All-Big 12; Started at center in 11 games last season; Started at C, RT and RG in 2020
	76	Garrett Hayes	6-5	320	So.	Consensus 4-star recruit who has played in 2 games this year
C	56	Alan Ali	6-5	300	Sr.	Transfer from SMU where he played under Sonny Dykes; Started 39 games across all 5 positions on the o-line at SMU
	52	Ezra Dotson-Oyetade	6-3	285	RFr.	Garland, Texas, native who redshirted last season at Arizona State
RG	53	John Lanz OR	6-4	320	Sr.	Two-time Academic All-Big 12 recipient; Has started 12 games in his TCU career
	78	Wes Harris	6-4	315	Sr.	6th-year senior; Has started all 3 games this season; Limited by injury to 24 games and 16 starts in his career
RT	74	Andrew Coker	6-7	315	Jr.	Has made 15 consecutive starts at RT; TCU's Big 12 Champions for Life representative; Academic All-Big 12
	68	Michael Nichols	6-5	301	So.	Has played in 11 games over his first 3 seasons in the program
WR (X)	1	Quentin Johnston	6-4	215	Jr.	Preseason All-American, Team Captain and 2021 First-Team All-Big 12; Tied for the team lead with 8 receptions
	0	Blair Conwright	6-0	190	Jr.	Changed his jersey number from No. 22 his first two seasons; Has 1 catch; 4th on TCU in 2021 with 14 receptions
	6	Chase Jackson	6-2	180	RFr.	His first collegiate reception went for 2 yards against Tarleton; Rated by 247Sports as the No. 1 WR in Oklahoma
WR (H)	4	Taye Barber OR	5-10	190	Sr.	His 130 career receptions top all current Horned Frogs; Tied for the team lead with 8 catches; Three-Time All-Big 12
	11	Derius Davis OR	5-9	162	Sr.	Team-best 4 TDs; 80-yard TD catch at SMU, 60-yard PR TD at CU; Scored a TD 4 different ways (rec., rushing, KR, PR)
	27	Gunnar Henderson	5-9	180	Sr.	Former walk-on placed on scholarship; Has 5 receptions; Career-high 3 catches at SMU; Began career at Incarnate Word
QB	15	Max Duggan	6-2	210	Sr.	31 career starts top current Frogs; Career-best 77.0 comp. pct; 8 TDs, 0 Ints.; 4th at TCU with 6,615 career yds passing
	16	Sam Jackson	5-11	185	RFr.	Has a TD run in 2 games this season; 4-of-4 passing for 58 yards against Tarleton; 4th on TCU with 69 yards rushing
	2	Chandler Morris	6-0	195	RFr.	Started at CU; Totaled 531 yds of offense (461 passing, 70 rushing) in last year's win vs. Baylor; Also caught 7-yard pass
WR (Y)	12	Geor'Quarius Spivey	6-5	245	Sr.	3 receptions, 46 yards this season; Had 3 catches last year; Began his career at Mississippi State
	80	D'Andre Rogers OR	6-4	240	RFr.	Played in 4 games last season to preserve a redshirt; 4-star recruit rated as the No. 8 tight end in the nation
	81	Chase Curtis	6-5	230	Jr.	37-yard catch vs. TAR on his first career reception; Sidelined by injury last season; Baseball player at Neosho County CC
WR (Z)	18	Savion Williams	6-5	215	Jr.	7 receptions this season equal his career total from his first 2 years; First career TD was a 19-yard catch at SMU
	87	Blake Nowell OR	6-4	205	So.	4 receptions, including a career-high 3 catches vs. TAR; First career reception was a 20-yard TD in 2021 opener vs. DUQ
	7	Jordan Hudson	6-1	190	Fr.	Tied for third on the team with 7 catches; 102 yards receiving place second; 29-yd TD vs. TAR; No. 7 WR in ESPN 300
TE	19	Jared Wiley	6-7	255	Sr.	TD catch in each of the last 2 games; 12 starts over the past 3 seasons at Texas; 9 receptions, 67 yards, 2 TDs in 2021
	84	Dominic DiNunzio	6-4	245	Jr.	Attends TCU on an ROTC scholarship; Never played football until arriving at TCU; 6 receptions for 69 yards last season
	47	Carter Ware	6-4	265	Sr.	Played 40 games in his TCU career; 6th-year senior; Started the opening 3 games in 2021 before a season-ending injury
RB	33	Kendre Miller OR	6-0	220	Jr.	Fifth career 100-yard game with 142 at SMU; Has a rushing TD in all 3 games; Team-best 250 yards, 6.6 per carry avg.
	3	Emari Demercado OR	5-11	210	Sr.	2 fourth-quarter TDs at SMU, including career-long 63-yd run; Has his master's degree; Career-high 115 yds at OSU in '21
	17	Trent Battle OR	6-1	205	RFr.	5 carries for 18 yards on the season; Came to TCU as a QB; Did not see game action last season
	9	Emani Bailey OR	5-9	200	Jr.	3rd on TCU with 89 yards rushing on a 12.7 per carry avg.; 37-yard TD run vs. TAR; 642 yds, 8 TDs for Louisiana in '21
	21	Corey Wren	5-10	200	Jr.	28 yds rushing vs. TAR; Florida State transfer; Played in 12 games for FSU over the last 2 seasons, primarily as a KR

DEFENSE

DE	98	Dylan Horton	6-4	275	Sr.	Former high school safety; Team Captain; Team-best 3 QBH; Has 7 tackles with a season-high 4 at SMU
	90	Caleb Fox OR	6-3	295	So.	5 tackles, 2 QBH; Played for TCU d-line coach JaMarkus McFarland at Stephen F. Austin in '21; 4.5 sacks at SFA
	44	Colt Ellison	6-4	260	Sr.	Has played 28 games at TCU; Had a 28-yard TD on a fumble return at Oklahoma State in 2021
NT	52	Damonic Williams	6-2	320	Fr.	Turned 18 years old on Sept. 4; 3 tackles w/ a sack at CU; 6 stops on year; Ranked by 247Sports as nation's No. 50 DT
	50	Doug Blue-Eli	6-2	320	So.	Has played in all 3 games this season with 1 tackle; NJCAA Division I All-American at Monroe Community College
	91	Tymon Mitchell	6-3	315	So.	Had a sack at SMU; Saw action in 5 games for Georgia's 2021 national championship team; Played 3 seasons in Athens
DE	95	Terrell Cooper	6-2	280	Sr.	6th-year veteran whose 29 career starts top all TCU defensive players; Missed only 2 games in his career; 1.5 TFLs
	93	George Ellis	6-2	290	Sr.	Career-best 2 TFLs vs. TAR; Played in 23 games in his 6-year TCU career; TCU was 4-0 in games he started in 2020
	96	Lw'al Uguak	6-5	271	Sr.	Has 4 tackles; UConn transfer; Totaled 34 tackles, including 3.5 for loss, in 10 games for the Huskies last season
SLB	13	Dee Winters	6-1	230	Sr.	Team Captain; Team-best 3.0 TFLs, 1.5 sacks; Has 11 tackles total; 178 career stops top current Horned Frogs
	25	Wyatt Harris	6-3	235	Sr.	Started the opening 5 games last season; Placed 10th on the team with 27 tackles; 3 stops this season
MLB	6	Jamoi Hodge	6-2	245	Jr.	3rd on TCU with 13 tackles; Started the final 7 games last year; 60 stops in 2021 placed third on TCU
	19	Shadrach Banks	6-1	250	So.	6 tackles this season; Had the game-saving interception in last year's win over Baylor; Wide receiver in high school
WLB	57	Johnny Hodges	6-2	240	Jr.	Tied for team lead w/ 15 tackles; 2.0 TFLs w/ a sack at SMU; 4th on Navy last season with 50 stops in just 9 games
	34	Zach Marcheselli	6-2	219	Jr.	Has played in 20 games at TCU; 3 tackles this season, all against Tarleton; Totaled 4 stops last year
CB	24	Josh Newton	6-0	195	Jr.	Team-best 2 Ints.; TFL on season's opening snap at CU; ULM transfer; 48 tackles, 8 PBUs; 2 Ints. for Warhawks in '21
	21	Noah Daniels OR	6-0	210	Sr.	6th-year player who has been limited by injury to 25 games in his TCU career; 3 tackles in 2021; Senior Bowl Watch List
	18	Ish Burdine	6-1	200	Jr.	Newcomer from Missouri; Played in 14 games over 3 seasons with the Tigers; Has 3 tackles
FS	14	Abe Camara OR	6-0	190	Jr.	First 3 career starts this season; Career-high 8 tackles and first Int. at SMU; Came to TCU as nation's No. 1 JUCO safety
	26	Bud Clark	6-2	190	So.	Started 4 of the opening 5 games last year before a season-ending injury; 4-star recruit at Alexandria (La.) HS
N	28	Millard Bradford	5-11	190	Sr.	Tied for team lead w/ 3 PBUs; 9 tackles; Placed 4th on TCU in 2021 w/ 52 stops; Career-high 13 tackles at OU in 2019
	15	Josh Foster	6-2	200	Sr.	2 tackles; Started the final 2 games in '21; Led or tied for TCU lead in special teams tackles each of his first 3 years
SS	3	Mark Perry	6-0	215	Jr.	Tied for team lead w/ 15 tackles; 9 stops at SMU; Came to TCU in Spring 2022; Played his first 3 seasons at Colorado
	4	Namdi Obiazor	6-3	210	Jr.	Has 8 tackles; Arrived at TCU in Spring 2022; 2021 First-Team NJCAA All-American at Iowa Western CC
CB	1	Tre'Vius Hodges-Tomlinson	5-9	180	Sr.	Preseason All-American, twice First-Team All-Big 12; 10 tackles and a PBU; Nephew of LaDainian Tomlinson
	2	Kee'yon Stewart	6-0	185	Jr.	Career-high 6 tackles at SMU; 3 PBUs tie for TCU lead; Key Int. in 2021 win over Baylor; Started as a true freshman

SPECIALISTS

PK/KO	39	Griffin Kell	6-0	193	Sr.	4th year as a starter; 33-yard FG at CU on lone attempt in '22; 30-of-40 career FGs, 90-of-91 PATs w/ 76 straight made
H	31	Jordy Sandy	6-3	218	Sr.	Starting punter who has been the holder all 4 years he's been at TCU; 29-year-old Australian
LS	42	Brent Matiscik	6-2	235	Jr.	Reserve tight end in his first season as the short and long snapper
P	31	Jordy Sandy	6-3	218	Sr.	38.9 avg. w/ 5 of 8 punts inside the 20, including 3 inside the 10; Career-high 43.3 avg. last year, TCU's best since 2012
PR	11	Derius Davis	5-9	162	Sr.	60-yard punt return for TD at Colorado tied him for TCU's career record of 4, shared w/ Dallas Cowboy KaVontae Turpin
	4	Taye Barber	5-10	190	Sr.	3-time All-Big 12 receiver whose 130 career receptions top active Horned Frogs
KR	11	Derius Davis OR	5-9	162	Sr.	Had a 57-yard KR at SMU; Returned the game's opening kickoff 100 yards for a TD against West Virginia last season
	4	Taye Barber	5-10	190	Sr.	3 kickoff returns against Tarleton were his first since he had 3 KR as a true freshman in 2018

THE LAST TIME...

TEAM SCORED 60 OR MORE:

- ▶ TCU: 9/2/2017, 63 vs. Jackson State (W, 63-0)
- ▶ Opp.: 11/13/2021, 63, Oklahoma State (L, 17-63)

TEAM SCORED 50 OR MORE:

- ▶ TCU: 9/10/2022, 59 vs. Tarleton (W, 59-17)
- ▶ Opp.: 11/13/2021, 63, Oklahoma State (L, 17-63)

TEAM SCORED DOUBLE DIGITS EACH QUARTER:

- ▶ TCU: 11/5/2016, at Baylor (W, 62-22)
- ▶ Opp.: 10/20/2018, Oklahoma (L, 27-52)

TEAM DID NOT SCORE A TOUCHDOWN:

- ▶ TCU: 11/14/2020, at West Virginia (L, 6-24)
- ▶ Opp.: 9/4/2021, Duquesne (W, 45-3)

TEAM HAD 600 OR MORE YARDS TOTAL OFFENSE:

- ▶ TCU: 9/10/2022, 630 vs. Tarleton (W, 59-17)
- ▶ Opp.: 11/13/2021, 682, Oklahoma State (L, 17-63)

TEAM HAD 500 YARDS TOTAL OFFENSE:

- ▶ TCU: 9/10/2022, 630 vs. Tarleton (W, 59-17)
- ▶ Opp.: 11/26/2021, 541, Iowa State (L, 14-48)

TEAM HAD 400 YARDS TOTAL OFFENSE:

- ▶ TCU: 9/24/2022, 487 at SMU (W, 42-34)
- ▶ Opp.: 9/24/2022, 476, SMU (W, 42-34)

TEAM HAD 200 OR FEWER YARDS TOTAL OFFENSE:

- ▶ TCU: 9/29/2012, 156 at SMU (W, 24-16)
- ▶ Opp.: 9/4/2021, 137, Duquesne (W, 45-3)

TEAM PASSED FOR 500 OR MORE YARDS:

- ▶ TCU: 9/26/2015, 503 at Texas Tech (W, 55-52)
- ▶ Opp.: 10/11/2014, 510, Baylor (L, 58-61)

TEAM PASSED FOR 400 YARDS:

- ▶ TCU: 9/10/2022, 450 vs. Tarleton (W, 59-17)
- ▶ Opp.: 10/11/2014, 510, Baylor (L, 58-61)

TEAM PASSED FOR 300 YARDS:

- ▶ TCU: 9/10/2022, 450 vs. Tarleton (W, 59-17)
- ▶ Opp.: 9/24/2022, 372, SMU (W, 42-34)

TEAM PASSED FOR FEWER THAN 100 YARDS:

- ▶ TCU: 11/7/2020, 73 vs. Texas Tech (W, 34-18)
- ▶ Opp.: 9/4/2021, 76, Duquesne (W, 45-3)

TEAM COMPLETED 10 OR FEWER PASSES:

- ▶ TCU: 11/20/2021, 10 vs. Kansas (W, 31-28)
- ▶ Opp.: 9/4/2021, 3, Duquesne (W, 45-3)

TEAM HAD NO PASSING TOUCHDOWNS:

- ▶ TCU: 9/2/2022, at Colorado (W, 38-13)
- ▶ Opp.: 10/23/2021, West Virginia (L, 17-29)

TEAM RUSHED FOR 300 YARDS OR MORE:

- ▶ TCU: 11/20/2021, 326 vs. Kansas (W, 31-28)
- ▶ Opp.: 11/13/2021, 447, Oklahoma State (L, 17-63)

TEAM RUSHED FOR 200 YARDS:

- ▶ TCU: 9/2/2022, 275 at Colorado (W, 38-13)
- ▶ Opp.: 11/26/2021, 279, Iowa State (L, 14-48)

TEAM RUSHED FOR 100 YARDS OR FEWER:

- ▶ TCU: 11/6/2021, 94 vs. Baylor (W, 30-28)
- ▶ Opp.: 9/10/2022, 85, Tarleton (W, 59-17)

TEAM HAD 60 OR MORE RUSHING ATTEMPTS:

- ▶ TCU: 9/28/2019, 61 vs. Kansas (W, 51-14)
- ▶ Opp.: 11/13/2021, 62, Oklahoma State (L, 17-63)

TEAM HAD 50 OR MORE RUSHING ATTEMPTS:

- ▶ TCU: 9/11/2021, 50 vs. Cal (W, 34-32)
- ▶ Opp.: 11/13/2021, 62, Oklahoma State (L, 17-63)

TEAM HAD 4 OR MORE RUSHING TDS IN A GAME:

- ▶ TCU: 9/2/2022, 4 at Colorado (W, 38-13)
- ▶ Opp.: 11/26/2021, 4, Iowa State (L, 14-48)

TEAM HAD TWO PLAYERS WITH 100 YARDS RECEIVING:

- ▶ TCU: 12/5/2020, Derius Davis (139), Quentin Johnston (114) vs. Oklahoma St. (W, 29-22)
- ▶ Opp.: 10/26/2019, Devin Duvernay (173), Collin Johnson (101), Texas (W, 37-27)

TEAM HAD 30 OR MORE FIRST DOWNS:

- ▶ TCU: 9/11/2021, 31 vs. Cal (W, 34-32)
- ▶ Opp.: 11/13/2021, 35, Oklahoma State (L, 17-63)

TEAM HAD NO TURNOVERS:

- ▶ TCU: 9/24/2022, at SMU (W, 42-34)
- ▶ Opp.: 9/2/2022, Colorado (W, 38-13)

TEAM LOST 4 OR MORE FUMBLES:

- ▶ TCU: 12/5/2020, 4 vs. Oklahoma State (W, 29-22)
- ▶ Opp.: 11/27/2015, 4, Baylor (W, 28-21, 20T)

TEAM HAD 5 OR MORE FUMBLES:

- ▶ TCU: 12/5/2020, 5 vs. Oklahoma State (W, 29-22)
- ▶ Opp.: 11/1/2014, 5, West Virginia (W, 31-30)

TEAM HAD TWO 100-YARD RUSHERS:

- ▶ TCU: 10/9/2021, Kendre Miller (185), Zach Evans (143) at Texas Tech (W, 52-31)
- ▶ Opp.: 11/13/2021, Dominic Richardson (134), Jaylen Warren (113), Okla. St. (L, 17-63)

TEAM KICKOFF RETURN YARDAGE 150 OR MORE:

- ▶ TCU: 10/20/2018, 4-189 vs. Oklahoma (L, 27-52)
- ▶ Opp.: 10/31/2020, 7-169, Baylor (W, 33-23)

TEAM SCORED A TWO-POINT CONVERSION:

- ▶ TCU: 12/5/2020, vs. Oklahoma State (W, 29-22)
- ▶ Opp.: 9/25/2021, SMU (L, 34-42)

TEAM DID NOT PUNT ENTIRE GAME:

- ▶ TCU: 10/23/2010, vs. Air Force (W, 38-7)
- ▶ Opp.: 11/1/1980, Houston (L, 5-37)

TEAM WAS AHEAD AT HALFTIME AND LOST:

- ▶ TCU: 11/9/2019, vs. Baylor (L, 23-29, 30T)
- ▶ Opp.: 11/20/2021, Kansas (W, 31-28)

TEAM WAS SHUTOUT IN FIRST HALF:

- ▶ TCU: 12/26/2018, vs. Cal (W, 10-7, OT)
- ▶ Opp.: 9/4/2021, Duquesne (W, 45-3)

TEAM WAS SHUTOUT IN SECOND HALF:

- ▶ TCU: 10/23/2021, vs. West Virginia (L, 17-29)
- ▶ Opp.: 12/26/2018, Cal (W, 10-7, OT)

TEAM WAS SHUTOUT FOR ENTIRE GAME:

- ▶ TCU: 11/16/1991, at Texas (L, 0-32)
- ▶ Opp.: 10/21/2017, Kansas (W, 43-0)

TEAM COMMITTED 10 OR MORE PENALTIES:

- ▶ TCU: 9/24/2022, 10 at SMU (W, 42-34)
- ▶ Opp.: 11/14/2020, 10, West Virginia (L, 6-24)

TEAM HAD 100 OR MORE PENALTY YARDS:

- ▶ TCU: 11/6/2021, 13-111 vs. Baylor (W, 30-28)
- ▶ Opp.: 11/5/2016, 11-121, Baylor (W, 62-22)

TEAM HAD ONE OR FEWER PENALTIES:

- ▶ TCU: 8/31/2019, 1 vs. Arkansas-Pine Bluff (W, 39-7)
- ▶ Opp.: 11/20/2021, 1, Kansas (W, 31-28)

TEAM ATTEMPTED ONSIDE KICK:

- ▶ TCU: 10/16/2021, at Oklahoma (L, 31-52)
- ▶ Opp.: 9/24/2022, SMU (W, 42-34)

TEAM RECOVERED ONSIDE KICK:

- ▶ TCU: 10/25/14, vs. Texas Tech (W, 82-27)
- ▶ Opp.: 11/28/2020, Kansas (W, 59-23)

THE LAST TIME...

DEFENSE WITH 3 OR MORE INTERCEPTIONS:

- ▶ TCU: 9/25/2021, 3 vs. SMU (L, 34-42)
- ▶ Opp.: 11/9/2019, 3, Baylor (L, 23-29, 30T)

DEFENSE RECORDED A SAFETY:

- ▶ TCU: 10/30/2021, at Kansas State (L, 12-31)
- ▶ Opp.: 10/3/2020, Texas (W, 33-31)

PLAYER HAD 600 OR MORE YARDS PASSING:

- ▶ TCU: 11/3/1990, 690 Matt Vogler vs. Houston (L, 35-56)
- ▶ Opp.: N/A

PLAYER HAD 500 YARDS PASSING:

- ▶ TCU: 11/3/1990, 690 Matt Vogler vs. Houston (L, 35-56)
- ▶ Opp.: 10/11/2014, 510 Bryce Petty, Baylor (L, 58-61)

PLAYER HAD 400 YARDS PASSING:

- ▶ TCU: 11/6/2021, 461 Chandler Morris vs. Baylor (W, 30-28)
- ▶ Opp.: 10/11/2014, 510 Bryce Petty, Baylor (L, 58-61)

PLAYER HAD 30 OR MORE COMPLETIONS:

- ▶ TCU: 9/23/2016, 31 Kenny Hill vs. SMU (W, 33-3)
- ▶ Opp.: 10/8/2016, 31 Ryan Willis, Kansas (W, 24-23)

PLAYER HAD 25 COMPLETIONS:

- ▶ TCU: 11/6/2021, 29 Chandler Morris vs. Baylor (W, 30-28)
- ▶ Opp.: 9/24/2022, 27 Tanner Mordecai, SMU (W, 42-34)

PLAYER ATTEMPTED 50 OR MORE PASSES:

- ▶ TCU: 9/10/2016, 56 Kenny Hill vs. Arkansas (L, 38-41, 20T)
- ▶ Opp.: 10/11/2014, 55 Bryce Petty, Baylor (L, 58-61)

PLAYER HAD 4 OR MORE PASSING TOUCHDOWNS:

- ▶ TCU: 9/10/2022, 5 Max Duggan vs. Tarleton (W, 59-17)
- ▶ Opp.: 10/3/2020, 4 Sam Ehlinger, Texas (W, 33-31)

PLAYER HAD 150 OR MORE RECEIVING YARDS:

- ▶ TCU: 10/16/2021, 185 Quentin Johnston at Oklahoma (L, 31-52)
- ▶ Opp.: 9/24/2022, 163 Jake Bailey, SMU (W, 42-34)

PLAYER HAD 10 OR MORE RECEPTIONS:

- ▶ TCU: 11/10/2018, 11 Jalen Reagor at West Virginia (L, 10-47)
- ▶ Opp.: 10/5/2019, 10 Deshaunte Jones, Iowa State (L, 24-49)

PLAYER HAD 3 OR MORE RECEIVING TOUCHDOWNS:

- ▶ TCU: 10/16/2021, 3 Quentin Johnston at Oklahoma (L, 31-52)
- ▶ Opp.: 10/16/2021, 3 Jadon Haselwood, Oklahoma (L, 31-52)

PLAYER HAD A RECEIVING TOUCHDOWN 50 OR MORE YARDS:

- ▶ TCU: 9/24/2022, 80 Derius Davis at SMU (W, 42-34)
- ▶ Opp.: 9/25/2021, 68 Danny Gray, SMU (L, 34-42)

PLAYER HAD A RECEIVING TOUCHDOWN 70 OR MORE YARDS:

- ▶ TCU: 9/24/2022, 80 Derius Davis at SMU (W, 42-34)
- ▶ Opp.: 10/30/2021, 73 Daniel Imatorbhebhe, Kansas State (L, 12-31)

PLAYER HAD 30 OR MORE CARRIES:

- ▶ TCU: 12/26/2018, 32 Sewo Olonilua vs. Cal (W, 10-7, OT)
- ▶ Opp.: 10/2/2021, 35 Bijan Robinson, Texas (L, 27-32)

PLAYER HAD 20 CARRIES:

- ▶ TCU: 9/11/2021, 22 Zach Evans vs. Cal (W, 34-32)
- ▶ Opp.: 10/30/2021, 20 Deuce Vaughn, Kansas State (L, 12-31)

PLAYER WITH 100 YARDS RUSHING:

- ▶ TCU: 9/24/2022, 142 Kendre Miller at SMU (W, 42-34)
- ▶ Opp.: 11/26/2021, 242 Breece Hall, Iowa State (L, 14-48)

PLAYER WITH 4 OR MORE RUSHING TOUCHDOWNS:

- ▶ TCU: 11/5/2016, 5 Kyle Hicks vs. Baylor (W, 62-22)
- ▶ Opp.: 10/10/2015, 4 Joe Hubener, Kansas State (W, 52-45)

PLAYER WITH 3 RUSHING TOUCHDOWNS:

- ▶ TCU: 10/9/2021, 3 Kendre Miller at Texas Tech (W, 52-31)
- ▶ Opp.: 9/24/2022, 3 Tre Siggers, SMU (W, 42-34)

PLAYER WITH A RUSHING TOUCHDOWN 70 OR MORE YARDS:

- ▶ TCU: 10/9/2021, 75 Kendre Miller at Texas Tech (W, 52-31)
- ▶ Opp.: 11/26/2021, 80 Breece Hall, Iowa State (L, 14-48)

PLAYER HAD A RUSHING TOUCHDOWN 50 OR MORE YARDS:

- ▶ TCU: 9/24/2022, 63 Emari Demercado at SMU (W, 42-34)
- ▶ Opp.: 11/26/2021, 80 Breece Hall, Iowa State (L, 14-48)

PLAYER RECORDED 15 OR MORE TACKLES:

- ▶ TCU: 11/23/2019, 16 Garret Wallow at Oklahoma (L, 24-28)
- ▶ Opp.: 11/20/2021, 15 Kenny Logan Jr., Kansas (W, 31-28)

PLAYER RECORDED 3 OR MORE SACKS:

- ▶ TCU: 11/7/2020, 3 Ochaun Mathis vs. Texas Tech (W, 34-18)
- ▶ Opp.: 9/24/2022, 3 Paul Nelson, SMU (W, 42-34)

PLAYER RETURNED AN INTERCEPTION FOR TOUCHDOWN:

- ▶ TCU: 10/9/2021, Tre'Vius Hodges-Tomlinson at Texas Tech (W, 52-31)
- ▶ Opp.: 9/11/2021, Daniel Scott, Cal (W, 34-32)

PLAYER HAD 2 OR MORE INTERCEPTIONS:

- ▶ TCU: 12/12/2020, 2 C.J. Ceasar II vs. Louisiana Tech (W, 52-10)
- ▶ Opp.: 11/9/2019, 2 Grayland Arnold, Baylor (L, 23-29, 30T)

PLAYER RETURNED A FUMBLE FOR A TOUCHDOWN:

- ▶ TCU: 11/13/2021, Colt Ellison at Oklahoma State (L, 17-63)
- ▶ Opp.: 12/5/2020, Brock Martin, Oklahoma State (W, 29-22)

PLAYER RETURNED A KICKOFF FOR A TOUCHDOWN:

- ▶ TCU: 10/23/2021, Derius Davis (100 yards) vs. West Virginia (L, 17-29)
- ▶ Opp.: 11/9/2013, DeVondrick Nealy (98 yards), Iowa State (W, 21-17)

PLAYER RETURNED A PUNT FOR A TOUCHDOWN:

- ▶ TCU: 9/2/2022, Derius Davis (60 yards) at Colorado (W, 38-13)
- ▶ Opp.: 10/19/2013, Josh Stewart (95 yards), Oklahoma State (L, 10-24)

PLAYER RETURNED A BLOCKED PUNT FOR A TOUCHDOWN:

- ▶ TCU: 10/22/2011, Antonio Graves (0 yards) vs. New Mexico (W, 69-0)
- ▶ Opp.: 9/13/2008, Richard Sherman (21 yards), Stanford (W, 31-14)

PLAYER HAD 15 OR MORE KICKING POINTS:

- ▶ TCU: 10/3/2020, 15 Griffin Kell at Texas (W, 33-31)
- ▶ Opp.: 10/24/2020, 15 Gabe Brkic, Oklahoma (L, 14-33)

FIELD GOAL 50 OR MORE YARDS:

- ▶ TCU: 10/26/2019, 52 Griffin Kell vs. Texas (W, 37-27)
- ▶ Opp.: 10/10/2020, 53 Blake Lynch, Kansas State (L, 14-21)

PLAYER BLOCKED A FIELD GOAL:

- ▶ TCU: 10/23/2021, Ochaun Mathis vs. West Virginia (L, 17-29)
- ▶ Opp.: 11/6/2021, T.J. Franklin, Baylor (W, 30-28)

PLAYER CONVERTED 4 OR MORE FIELD GOALS:

- ▶ TCU: 10/3/2020, 4 Griffin Kell at Texas (W, 33-31)
- ▶ Opp.: 10/2/2021, 4 Cameron Dicker, Texas (L, 27-32)

PLAYER BLOCKED A PUNT:

- ▶ TCU: 11/7/2020, Carter Ware vs. Texas Tech (W, 34-18)
- ▶ Opp.: 11/26/2021, Darien Porter, Iowa State (L, 14-48)

PLAYER HAD A PUNT OF 60 OR MORE YARDS:

- ▶ TCU: 10/2/2021, 62 Jordy Sandy vs. Texas (L, 27-32)
- ▶ Opp.: 9/24/2022, 64 Ryan Bujcevski, SMU (W, 42-34)

2022 PLAYER PROFILES



EMANI BAILEY 9
 RUNNING BACK // JR // 5-9 // 200
 Denton, Texas (Ryan HS) // Louisiana

2022 GAME-BY-GAME

	RUSHING				RECEIVING			
	ATT	YDS	TD	LNG	REC	YDS	TD	LNG
at Colorado	3	42	0	35	0	0	0	0
vs Tarleton	4	47	1	37	0	0	0	0
at SMU	0	0	0	0	0	0	0	0

CAREER STATS

	G	ATT	YDS	TD	LNG	AVG
2020 (Louisiana)	5	10	60	0	25	6.0
2021 (Louisiana)	11	102	624	8	35	6.3
2022	3	7	89	1	37	12.7
TOTALS	19	119	791	9	37	6.6

SINGLE-GAME CAREER HIGHS

Rush Attempts: 17, vs Marshall (12/18/21)
 Rush Yards: 117, at Appalachian State (12/04/21)
 Long Rush: 37, vs Tarleton (09/10/22)
 Rush TDs: 2, at Marshall (12/18/21)



SHADRACH BANKS 19
 LINEBACKER // SO // 6-1 // 250
 Houston, Texas (North Shore HS) // Texas A&M

2022 GAME-BY-GAME


	S-A-T	TFL	SACK	FF-FR	INT	QBH	PBU
	at Colorado	3-0-3	0	0	0-0	0	0
vs Tarleton	1-1-2	0	0	0-0	0	0	0
at SMU	1-0-1	0	0	0-0	0	0	0

CAREER STATS

	G	S-A-T	TFL	SACK	INT	PBU	FF-FR
2021	11	11-1-12	1.0	0	1	1	0-0
2022	3	5-1-6	0	0	0	0	0-0
TOTALS	14	16-2-18	1.0	0	1	1	0-0

SINGLE-GAME CAREER HIGHS

Solo Tackles: 3, at Colorado (09/02/22)
 Interceptions: 1, vs Baylor (11/06/21)



TAYE BARBER 4
 WIDE RECEIVER // SR // 5-9 // 179
 Cypress, Texas (Cypress Springs HS)

2022 GAME-BY-GAME

	RECEIVING			
	REC	YDS	TD	LNG
at Colorado	1	9	0	9
vs Tarleton	3	66	0	34
at SMU	4	26	0	13

CAREER STATS

	G	REC	YDS	TD	LNG	AVG
2018	13	32	303	2	24	9.5
2019	9	29	372	0	51	12.8
2020	10	31	318	2	30	10.3
2021	12	30	514	2	77	17.1
2022	3	8	101	0	36	12.6
TOTALS	47	130	1,608	6	77	12.4

SINGLE-GAME CAREER HIGHS

Receptions: 8, at Texas Tech (11/16/19)
 Receiving Yards: 137, at Texas Tech (11/16/19)
 Long Reception: 62, at Oklahoma State (11/13/21)
 Receiving TDs: 1, (6x) last vs West Virginia (10/23/21)
 Rush Yards: 69, vs West Virginia (11/29/19)
 Long Rush: 64, vs West Virginia (11/29/19)
 Kick Return Yards: 19, vs Texas Tech (10/11/18)
 Long Kick Return: 19, vs Texas Tech (10/11/18)



TRENT BATTLE 17
 RUNNING BACK // FR // 6-1 // 205
 Daphne, AL (Daphne HS)

2022 GAME-BY-GAME


	RUSHING				RECEIVING			
	ATT	YDS	TD	LNG	REC	YDS	TD	LNG
at Colorado	2	4	0	2	0	0	0	0
vs Tarleton	3	14	0	5	1	3	0	3
at SMU	0	0	0	0	1	19	0	19

CAREER STATS

	G	ATT	YDS	TD	LNG	AVG
2022	3	5	18	0	5	3.6
TOTALS	3	5	18	0	5	3.6

SINGLE-GAME CAREER HIGHS

Rush Attempts: 3, at Tarleton (09/10/22)
 Rush Yards: 14, at Tarleton (09/10/22)
 Long Reception: 19, at SMU (09/24/22)



MILLARD BRADFORD 28
 SAFETY // SR // 5-11 // 186
 Helotes, Texas (O'Connor HS) // Fork Union Military Academy

2022 GAME-BY-GAME

	S-A-T	TFL	SACK	FF-FR	INT	QBH	PBU
	at Colorado	4-0-4	0-0	0-0	0-0	0	0
vs Tarleton	1-0-1	0-0	0-0	0-0	0	0	0
at SMU	1-3-4	0-0	0-0	0-0	0	0	1

CAREER STATS

	G	S-A-T	TFL	SACK	INT	PBU	FF-FR
2019	12	17-6-23	4.0	0	0	0	1-1
2020	10	35-9-44	6.5	0	0	1	0-0
2021	11	41-11-52	2.5	1.0	1	3	0-0
2022	3	6-3-9	0	0	0	3	0-0
TOTALS	36	99-29-128	13.0	1.0	1	7	1-1

SINGLE-GAME CAREER HIGHS

Solo Tackles: 10, at Oklahoma (11/23/19)
 Total Tackles: 13, at Oklahoma (11/23/19)
 Tackles for Loss: 3.5, at Kansas (11/28/20)
 Sacks: 1.0, vs Baylor (11/06/21)
 Forced Fumbles: 1, at Oklahoma (11/23/19)
 Fumbles Recovered: 1, at Oklahoma (11/23/19)
 Interceptions: 1, vs Texas (10/02/21)



MARCEL BROOKS 9
 LINEBACKER // SR // 6-2 // 210
 Fort Worth, Texas (Marcus HS) // LSU

2022 GAME-BY-GAME

	S-A-T	TFL	SACK	FF-FR	INT	QBH	PBU
	at Colorado	DNP	-	-	-	-	-
vs Tarleton	DNP	-	-	-	-	-	-
at SMU	DNP	-	-	-	-	-	-

CAREER STATS

	G	S-A-T	TFL	SACK	INT	PBU	FF-FR
2019 (LSU)	5	2-6-8	0-0	1.5	0	0	0-0
2020	6	1-1-2	0-0	0	0	0	0-0
2021	8	0-0-0	0-0	0	0	0	0-0
2022	0	0-0-0	0-0	0	0	0	0-0
TOTALS	11	3-7-10	0-0	1.5	0	0	0-0

SINGLE-GAME CAREER HIGHS

Sacks: 1.0, vs Florida (10/12/19)

2022 PLAYER PROFILES



QUINCY BROWN 88
 WIDE RECEIVER // SO // 6-4 // 210
 St. Rose, La. (Destrehan HS)

2022 GAME-BY-GAME

RECEIVING	REC	YDS	TD	LNG
at Colorado	DNP	-	-	-
vs Tarleton	3	31	2	17
at SMU	DNP	-	-	-

CAREER STATS

RECEIVING	G	REC	YDS	TD	LNG	AVG
2021	12	12	121	1	22	10.1
2022	1	3	31	2	17	10.3
TOTALS	13	15	152	3	22	10.1

SINGLE-GAME CAREER HIGHS

Receiving Yards:46, vs Baylor (11/06/21)
 Long Reception:2, vs Tarleton (09/10/22)
 Receiving TDs:2, at Tarleton (09/10/22)



ISH BURDINE 18
 CORNERBACK // JR // 6-1 // 200
 Sidell, La. (Sidell HS)

2022 GAME-BY-GAME

	S-A-T	TFL	SACK	FF-FR	INT	QBH	PBU
at Colorado	1-0-1	0-0	0-0	0-0	0	0	0
vs Tarleton	1-1-2	0-0	0-0	0-0	0	0	0
at SMU	0-0-0	0-0	0-0	0-0	0	0	0

CAREER STATS

DEFENSE	G	S-A-T	TFL	SACK	INT	PBU	FF-FR
2019	1	1-0-1	0-0	0-0	0	0	0-0
2020	7	7-2-9	0-0	0-0	0	3	0-0
2021	5	6-1-7	0-0	0-0	0	0	0-0
2022	3	2-1-3	0-0	0-0	0	0	0-0
TOTALS	16	15-11-23	0-0	0-0	0	3	0-0

SINGLE-GAME CAREER HIGHS

Total Tackles:2, vs Colorado (09/02/22)
 Pass Breakups:2, vs LSU (10/10/20)



ABE CAMARA 14
 SAFETY // JR // 6-0 // 190
 Alpharetta, Ga. (West Forsyth HS)

2022 GAME-BY-GAME

	S-A-T	TFL	SACK	FF-FR	INT	QBH	PBU
at Colorado	2-0-2	0-0	0-0	1-0	0	0	0
vs Tarleton	1-0-1	0-0	0-0	0-0	0	0	2
at SMU	6-2-8	0-0	0-0	0-0	1	0	0

CAREER STATS

DEFENSE	G	S-A-T	TFL	SACK	INT	PBU	FF-FR
2021	8	2-0-2	0-0	0-0	0	0	0-0
2022	3	9-2-11	0-0	0-0	1	2	0-0
TOTALS	11	11-2-13	0-0	0-0	1	2	0-0

SINGLE-GAME CAREER HIGHS

Solo Tackles:6, vs SMU (09/24/22)
 Total Tackles:8, vs SMU (09/24/22)
 Pass Breakups:2, vs Tarleton (09/10/22)
 Interceptions:1, vs SMU (09/24/22)



BUD CLARK 26
 SAFETY // SO // 6-2 // 190
 Alexandria, La. (Alexandria HS)

2022 GAME-BY-GAME

	S-A-T	TFL	SACK	FF-FR	INT	QBH	PBU
at Colorado	DNP	-	-	-	-	-	-
vs Tarleton	DNP	-	-	-	-	-	-
at SMU	DNP	-	-	-	-	-	-

CAREER STATS

DEFENSE	G	S-A-T	TFL	SACK	INT	PBU	FF-FR
2020	10	2-1-3	0	0	0	0	0-0
2021	5	6-4-10	0	0	0	0	0-0
2022	0	0-0-0	0	0	0	0	0-0
TOTALS	15	8-5-13	0	0	0	0	0-0

SINGLE-GAME CAREER HIGHS

Solo Tackles:2, (3x) last vs SMU (09/25/21)
 Total Tackles:4, vs Cal (09/11/21)



BLAIR CONWRIGHT 0
 WIDE RECEIVER // JR // 6-0 // 190
 Lubbock, Texas (Coronado HS)

2022 GAME-BY-GAME

RECEIVING	REC	YDS	TD	LNG
at Colorado	0	0	0	0
vs Tarleton	1	8	0	8
at SMU	0	0	0	0

CAREER STATS

RECEIVING	G	REC	YDS	TD	LNG	AVG
2019	3	3	25	0	14	8.3
2020	8	17	207	1	34	12.2
2021	12	14	257	2	47	18.4
2022	2	1	8	0	8	8.0
TOTALS	24	35	497	3	47	14.2

SINGLE-GAME CAREER HIGHS

Receptions:6, vs K-State (10/10/20)
 Receiving Yards:74, vs Iowa State (09/26/20)
 Long Reception:47, vs Iowa State (11/26/21)
 Receiving TDs:1, (2x) last vs Iowa State (11/26/21)



TERRELL COOPER 95
 DEFENSIVE TACKLE // SR // 6-2 // 280
 Lindale, Texas (Lindale HS)

2022 GAME-BY-GAME

	S-A-T	TFL	SACK	FF-FR	INT	QBH	PBU
at Colorado	0-1-1	0	0-0	0-0	0	0	0
vs Tarleton	0-0-0	0	0-0	0-0	0	0	0
at SMU	1-1-2	1.0	0-0	0-0	0	0	0

CAREER STATS

DEFENSE	G	S-A-T	TFL	SACK	INT	PBU	FF-FR
2018	13	8-5-13	3.0	0	0	0	0-0
2019	12	8-13-21	2.5	2.0	0	0	0-0
2020	9	9-14-23	4.5	1.0	0	0	0-0
2021	10	8-13-21	0.5	0	0	0	0-0
2022	3	1-2-3	1.0	0	0	0	0-0
TOTALS	47	34-47-81	11.5	3	0	0	0-0

SINGLE-GAME CAREER HIGHS

Solo Tackles:4, vs SMU (09/25/21)
 Total Tackles:7, vs SMU (09/21/19)
 Tackles for Loss:1.5, (3x) last at West Virginia (11/14/20)
 Sacks:1.0, (3x) last at Baylor (10/31/20)

2022 PLAYER PROFILES



NOAH DANIELS 21
 CORNERBACK // SR // 6-0 // 210
 League City, Texas (Clear Creek HS)

2022 GAME-BY-GAME

	S-A-T	TFL	SACK	FF-FR	INT	QBH	PBU
at Colorado	1-0-1	0-0	0-0	0-0	0	0	0
vs Tarleton	1-1-2	0-0	0-0	0-0	0	0	0
at SMU	0-0-0	0-0	0-0	0-0	0	0	0

CAREER STATS

DEFENSE	G	S-A-T	TFL	SACK	INT	PBU	FF-FR
2018	13	10-2-12	0-0	0	0	2	0-0
2019	0	0-0-0	0-0	0	0	0	0-0
2020	4	13-0-13	1.0-2	0	0	4	0-0
2021	5	4-2-6	0-0	0	0	0	0-0
2022	3	2-1-3	0-0	0	0	0	0-0
TOTALS	24	29-5-34	1.0-2	0	0	6	0-0

SINGLE-GAME CAREER HIGHS

Solo Tackles: 7, vs K-State (10/10/20)
 Total Tackles: 7, vs K-State (10/10/20)
 Tackles for Loss: 1.0, vs K-State (10/10/20)
 Pass Breakups: 2, at Texas (10/03/20)



DERIUS DAVIS 11
 WIDE RECEIVER // SR // 5-10 // 175
 Saint Francisville, La. (West Feliciana HS)

2022 GAME-BY-GAME

	RECEIVING			PUNT RETURNS				
	REC	YDS	TD	LNG	ATT	YDS	TD	LNG
at Colorado	2	25	0	18	3	72	1	60
vs Tarleton	2	23	1	19	0	0	0	0
at SMU	3	78	1	80	1	15	0	15

CAREER STATS

RECEIVING	G	REC	YDS	TD	LNG	AVG
2018	11	8	104	2	27	13.0
2019	12	11	151	0	52	13.7
2020	9	15	209	1	71	13.9
2021	12	36	518	1	63	14.4
2022	3	7	126	2	80	18.0
TOTALS	47	77	1,108	6	80	14.4

RUSHING

	G	ATT	YDS	TD	LNG	AVG
2018	11	5	28	0	19	5.6
2019	12	3	18	0	19	6.0
2020	9	7	65	0	24	9.3
2021	12	10	42	1	43	4.2
2022	3	1	27	1	27	27.0
TOTALS	47	26	180	2	43	6.9

PUNT RETURNS

	G	NO	YDS	TD	LNG	AVG
2018	11	2	80	1	73	40.0
2019	12	0	0	0	0	0.0
2020	9	15	218	2	67	14.5
2021	12	9	92	0	23	10.2
2022	3	4	87	1	60	21.8
TOTALS	47	30	477	4	73	15.9

KICKOFF RETURNS

	G	NO	YDS	TD	LNG	AVG
2018	11	6	78	0	23	13.0
2019	12	2	22	0	14	11.0
2020	9	0	0	0	0	0.0
2021	12	16	473	1	100	29.5
2022	3	2	97	0	57	32.3
TOTALS	47	26	670	1	100	21.7

SINGLE-GAME CAREER HIGHS

Receptions: 6, (3x) last vs Kansas (11/20/21)
 Receiving Yards: 139, vs Oklahoma State (12/05/20)
 Long Reception: 80, vs SMU (09/24/22)
 Receiving TDs: 1, (3x) last vs Oklahoma State (12/05/20)
 Rush Yards: 52, vs Kansas (11/20/21)
 Long Rush: 43, vs Kansas (11/20/21)
 Rushing TDs: 1, vs Kansas (11/20/21)
 Punt Return Yards: 103, vs Texas Tech (11/07/20)
 Punt Return Long: 73, vs Southern (09/01/18)
 Punt Return TDs: 1, (3x) last at Kansas (11/28/20)
 Kick Return Yards: 117, at Oklahoma (10/16/21)
 Kick Return Long: 100, vs West Virginia (10/23/21)
 Kick Return TDs: 1, vs West Virginia (10/23/21)



EMARI DEMERCADO 3
 RUNNING BACK // SR // 5-11 // 210
 Inglewood, Calif. (Downey HS) // Saddleback College

2022 GAME-BY-GAME

	RUSHING			RECEIVING				
	ATT	YDS	TD	LNG	REC	YDS	TD	LNG
at Colorado	4	49	1	43	0	0	0	0
vs Tarleton	6	7	0	3	0	0	0	0
at SMU	6	64	2	63	1	18	0	18

CAREER STATS

RUSHING	G	ATT	YDS	TD	LNG	AVG
2018	13	57	224	0	22	3.9
2019	4	18	65	0	20	3.6
2020	8	46	199	0	22	4.3
2021	10	96	421	4	35	4.4
2022	3	16	120	3	63	7.5
TOTALS	39	233	1054	7	63	4.5

SINGLE-GAME CAREER HIGHS

Rush Attempts: 19, vs Baylor (11/06/21)
 Rush Yards: 115, at Oklahoma State (11/13/21)
 Long Rush: 63, at SMU (09/24/22)
 Rush TDs: 2, at SMU (09/24/22)
 Receptions: 5, vs Iowa State (09/26/20)
 Receiving Yards: 66, at West Virginia (11/14/20)
 Long Reception: 52, at West Virginia (11/14/20)



MAX DUGGAN 15
 QUARTERBACK // SR // 6-2 // 210
 Council Bluffs, Iowa (Lewis Central HS)

2022 GAME-BY-GAME

	PASSING			RUSHING					
	C-A	PCT	YDS	TD	LNG	ATT	YDS	TD	LNG
at Colorado	2-3	.667	27	0	20	3	41	0	33
vs Tarleton	23-29	.793	390	5	44	5	3	0	4
at SMU	22-29	.759	278	3	80	10	-11	0	13

CAREER STATS

PASS/RUSH G	C-A	PCT	YDS	TD	ATT	YDS	TD	
2019	12	181-339	.534	2077	15	130	555	6
2020	10	146-240	.608	1795	10	116	526	10
2021	10	145-227	.639	2048	16	105	352	3
2022	3	47-61	.770	695	8	18	33	0
TOTALS	35	519-867	.598	6615	49	369	1466	19

SINGLE-GAME CAREER HIGHS

Pass attempts: 42, at Texas Tech (11/16/19)
 Pass completions: 25, (2x) last vs Oklahoma (10/24/20)
 Pass yards: 390, vs Tarleton (09/10/22)
 Pass TDs: 5, vs Tarleton (09/10/22)
 Long pass: 80, at SMU (09/24/22)
 Rush attempts: 19, (2x) last vs Cal (09/11/21)
 Rush yards: 154, vs Texas Tech (11/07/20)
 Rush TDs: 3, vs Texas Tech (11/07/20)
 Long rush: 81, vs Texas Tech (11/07/20)



GEORGE ELLIS II 93
 DEFENSIVE TACKLE // SR // 6-2 // 290
 Miramar, Fla. (American Heritage HS)

2022 GAME-BY-GAME

	S-A-T	TFL	SACK	FF-FR	INT	QBH	PBU
at Colorado	0-0-0	0	0	0-0	0	0	0
vs Tarleton	2-1-3	2	0	0-0	0	0	0
at SMU	1-0-1	0	0	0-0	0	0	0

CAREER STATS

DEFENSE	S-A-T	TFL	SACK	INT	PBU	FF-FR
2018	5-4-9	2	0	0	0	0-0
2020	3-8-11	0	0	0	0	0-0
2021	1-0-1	0	0	0	0	0-0
2022	3-1-4	2	0	0	0	0-0
TOTALS	12-13-25	4	0	0	0	0-0

SINGLE-GAME CAREER HIGHS

Total Tackles: 3, (x4) last vs Louisiana Tech (12/12/20)
 Tackles for Loss: 2, vs Tarleton (09/10/21)

2022 PLAYER PROFILES



JOSH FOSTER 15
SAFETY // SR // 6-2 // 200
Newton, Texas (Newton HS)

2022 GAME-BY-GAME

	S-A-T	TFL	SACK	FF-FR	INT	QBH	PBU
at Colorado	1-1-2	0-0	0	0-0	0	0	0
vs Tarleton	0-0-0	0-0	0	0-0	0	0	0
at SMU	0-0-0	0-0	0	0-0	0	0	0

CAREER STATS

DEFENSE	G	S-A-T	TFL	SACK	INT	PBU	FF-FR
2019	12	4-2-6	0	0	0	0	0-0
2020	10	11-0-11	0	0	1	1	0-0
2021	11	24-13-37	0.5	0	0	0	0-0
2022	3	1-1-2	0.5	0	0	0	0-0
TOTALS	36	40-16-56	0.5	0	1	1	0-0

SINGLE-GAME CAREER HIGHS

Solo Tackles: 6, at Kansas (11/28/20)
Total Tackles: 9, at Oklahoma State (11/13/21)
Tackles for Loss: 0.5, vs West Virginia (10/23/21)
Interceptions: 1, vs Kansas State (10/10/20)



CALEB FOX 90
DEFENSIVE END // JR // 6-3 // 295
The Woodlands, Texas (The Woodlands HS) // SFA

2022 GAME-BY-GAME

	S-A-T	TFL	SACK	FF-FR	INT	QBH	PBU
at Colorado	0-2-2	0-0	0-0	0-0	0	0	0
vs Tarleton	0-2-2	0-0	0-0	0-0	0	0	0
at SMU	0-1-1	0-0	0-0	0-0	0	0	0

CAREER STATS

DEFENSE	S-A-T	TFL	SACK	INT	PBU	FF-FR
2020 (SFA)	7-10-17	7.0	2.5	0	0	0-0
2021 (SFA)	7-14-21	3.0	2.0	0	0	0-0
2022	0-5-5	0	0	0	0	0-0
TOTALS	3-4-7	10.0	4.5	0	0	0-0

SINGLE-GAME CAREER HIGHS

Total Tackles: 6, vs Lamar (11/20/21)
Tackles for Loss: 3.0, vs Angelo State (10/24/20)
Sacks: 1.5, vs Lamar (11/20/21)



GUNNAR HENDERSON 27
WIDE RECEIVER // SR // 5-9 // 180
McAllen, Texas (McAllen HS) // Incarnate Word

2022 GAME-BY-GAME

	REC	YDS	TD	LNG
at Colorado	0	0	0	0
vs Tarleton	2	56	0	39
at SMU	3	31	0	15

CAREER STATS

RECEIVING	REC	YDS	TD	LNG	AVG
2018 (IW)	2	15	0	13	7.5
2019 (IW)	8	95	0	31	11.9
2021	2	12	0	7	6.0
2022	5	87	0	39	14.1
TOTALS	17	209	0	39	12.2

SINGLE-GAME CAREER HIGHS

Long Reception: 39, vs Tarleton (09/10/22)
Receptions: 3, at SMU (09/24/22)



JAMOI HODGE 6
LINEBACKER // JR // 6-2 // 245
Winston-Salem, N.C. (Reynolds HS) // Independence CC

2022 GAME-BY-GAME

	S-A-T	TFL	SACK	FF-FR	INT	QBH	PBU
at Colorado	4-1-5	0	0	0-0	0	0	0
vs Tarleton	3-2-5	0	0	0-0	0	0	0
at SMU	1-2-3	0.5	0.5	0-0	0	0	0

CAREER STATS

DEFENSE	G	S-A-T	TFL	SACK	INT	PBU	FF-FR
2021	11	34-24-58	2.0	1.0	0	1	0-0
2022	3	8-5-13	0.5	0.5	0	0	0-0
TOTALS	14	42-29-71	2.5	1.5	0	1	0-0

SINGLE-GAME CAREER HIGHS

Solo Tackles: 6, at K-State (10/30/21)
Total Tackles: 8, (3x) last at Oklahoma State (11/13/21)
Tackles for Loss: 1.0, (2x) last at K-State (10/30/21)
Sacks: 1.0, at K-State (10/30/21)
Pass Breakups: 1, at K-State (10/30/21)



JOHNNY HODGES 57
LINEBACKER // JR // 6-2 // 240
Darnestown, MD (Quince Orchard HS) // Navy

2022 GAME-BY-GAME

	S-A-T	TFL	SACK	FF-FR	INT	QBH	PBU
at Colorado	1-3-4	0	0	0-0	0	0	0
vs Tarleton	1-3-4	0.5	0	0-0	0	0	0
at SMU	4-3-7	2.0	1.0	0-0	0	0	0

CAREER STATS

DEFENSE	S-A-T	TFL	SACK	INT	PBU	FF-FR
2020 (Navy)	5-8-13	1.0	1	0	0	0-0
2021 (Navy)	22-28-50	3.0	1.0	1	4	1-0
2022	6-9-15	2.5	1.0	0	0	0-0
TOTALS	33-45-78	6.5	2.0	1	4	1-0

SINGLE-GAME CAREER HIGHS

Solo Tackles: 4, at Memphis (10/21/21)
Total Tackles: 14, vs SMU (10/09/21)
Sacks: 1.0, (x2) at SMU (09/24/22)
Pass Breakups: 2, vs Marshall (09/04/21)



TRE'VIUS HODGES-TOMLINSON 1
CORNERBACK // SR // 5-9 // 180
Waco, Texas (Midway HS)

2022 GAME-BY-GAME

	S-A-T	TFL	SACK	FF-FR	INT	QBH	PBU
at Colorado	3-0-3	0-0	0	0-0	0	0	0
vs Tarleton	1-0-1	0-0	0	0-0	0	0	1
at SMU	5-1-6	0-0	0	0-0	0	0	0

CAREER STATS

DEFENSE	G	S-A-T	TFL	SACK	INT	PBU	FF-FR
2019	12	7-1-8	0	0	0	1	0-0
2020	10	14-12-26	0	0	0	13	0-0
2021	10	28-8-36	2	0	2	8	2-0
2022	2	9-1-10	0	0	0	1	0-0
TOTALS	34	58-22-80	2	0	2	23	2-0

SINGLE-GAME CAREER HIGHS

Solo Tackles: 6, (3x) last vs Kansas (11/20/21)
Total Tackles: 9, vs Texas (10/02/21)
Tackles for Loss: 2.0, vs SMU (09/25/21)
Pass Breakups: 3, (4x) last vs Oklahoma State (12/05/20)
Interceptions: 1, (2x) last at Texas Tech (10/09/21)

2022 PLAYER PROFILES



DYLAN HORTON 98
DEFENSIVE END // SR // 6-4 // 275
Frisco, Texas (Frisco HS) // New Mexico

2022 GAME-BY-GAME

	S-A-T	TFL	SACK	FF-FR	INT	QBH	PBU
at Colorado	0-1-1	0	0	0-0	0	0	0
vs Tarleton	1-1-2	0	0	0-0	0	0	0
at SMU	3-1-4	0	0	0-0	0	0	0

CAREER STATS

DEFENSE	G	S-A-T	TFL	QBS	INT	PBU	FF-FR
2018 (UNM)	12	7-6-13	1.5	1.0	0	0	0-0
2019 (UNM)	5	13-10-23	2.5	1.5	0	1	0-0
2020	8	4-4-8	1.0	1.0	0	0	1-0
2021	12	34-18-52	8.0	4.0	0	0	0-0
2022	3	4-3-7	0.5	0	0	1	0-0
TOTALS	38	62-40-102	13.5	7.5	0	2	1-0

SINGLE-GAME CAREER HIGHS

Solo Tackles: 6, vs West Virginia (10/23/21)
Total Tackles: 9, vs Texas (10/02/21)
Tackles for Loss: 2.0, (2x) last vs Baylor (11/06/21)
Sacks: 2.0, vs Texas (10/02/21)



JORDAN HUDSON 7
WIDE RECEIVER // FR // 6-1 // 190
Garland, Texas (Garland HS)

2022 GAME-BY-GAME

RECEIVING	REC	YDS	TD	LNG
at Colorado	1	8	0	8
vs Tarleton	5	76	1	31
at SMU	1	18	0	18

CAREER STATS

RECEIVING	REC	YDS	TD	LNG	AVG
2022	7	102	1	31	14.6
TOTALS	7	102	1	31	14.6

SINGLE-GAME CAREER HIGHS

Receiving Yards: 76, vs Tarleton (09/10/22)
Long Reception: 31, vs Tarleton (9/10/22)



SAM JACKSON 16
QUARTERBACK // FR // 5-11 // 185
Naperville, Ill. (Naperville Central HS)

2022 GAME-BY-GAME

	PASSING					RUSHING				
	C-A	PCT	YDS	TD	LNG	ATT	YDS	TDLNG	TD	LNG
at Colorado	0-0	.00	0	0	0	3	44	1	32	
vs Tarleton	4-4	100.0	58	0	39	3	25	1	13	
at SMU	DNP	-	-	-	-	-	-	-	-	-

CAREER STATS

PASS/RUSH	C-A	PCT	YDS	TD	ATT	YDS	TD
2021	1-1	100.0	62	0	6	15	0
2022	4-4	100.0	58	2	6	69	2
TOTALS	5-5	100.0	120	2	12	84	2

SINGLE-GAME CAREER HIGHS

Rush TDs: 1, (x2) last vs Tarleton (09/10/22)
Long Rush: 32, at Colorado (09/02/22)



QUENTIN JOHNSTON 1
WIDE RECEIVER // JR // 6-4 // 215
Temple, Texas (Temple HS)

2022 GAME-BY-GAME

RECEIVING	REC	YDS	TD	LNG
at Colorado	3	22	0	14
vs Tarleton	2	22	0	12
at SMU	3	29	0	18

CAREER STATS

RECEIVING	G	REC	YDS	TD	LNG	AVG
2020	9	22	487	2	76	22.1
2021	9	33	612	6	75	18.6
2022	3	8	73	0	18	9.1
TOTALS	21	63	1172	8	76	18.6

SINGLE-GAME CAREER HIGHS

Receptions: 7, at Oklahoma (10/16/21)
Receiving Yards: 185, at Oklahoma (10/16/21)
Long Reception: 76, vs Louisiana Tech (12/12/20)
Receiving TDs: 3, at Oklahoma (10/16/21)
Rush Yards: 8, at Oklahoma State (11/13//21)
Long Rush: 8, at Oklahoma State (11/13//21)
Rush TDs: 1, (2x) last vs Louisiana Tech (12/12/20)



GRIFFIN KELL 39
PLACE KICKER // SR // 6-0 // 193
Arlington, Texas (Arlington HS)

2022 GAME-BY-GAME

	FG	PCT	BLK	LNG	PAT	PCT	PTS
at Colorado	1-1	1.000	0	33	5-5	1.000	8
vs Tarleton	0-0	.000	0	0	0-1	.000	0
at SMU	0-0	.000	0	0	6-6	1.000	6

CAREER STATS

KICKING	G	FG	PCT	BLK	LNG	PAT	PCT	PTS
2019	11	3-4	.750	0	52	1-1	1.000	10
2020	10	12-17	.706	4	49	36-37	.973	72
2021	11	14-18	.777	1	48	42-42	1.000	82
2022	2	1-1	1.000	0	33	11-12	.833	8
TOTALS	34	30-40	.750	5	52	90-92	.978	164

SINGLE-GAME CAREER HIGHS

Field Goals Made: 4, at Texas (10/03/20)
Field Goal Attempts: 5, vs Baylor (11/06/21)
Field Goal Long: 52, vs Texas (10/26/19)
Kick PATs: 8, at Kansas (11/28/20)
Points Scored: 15, at Texas (10/03/20)



KENDRE MILLER 33
RUNNING BACK // JR // 6-0 // 220
Mount Enterprise, Texas (Mount Enterprise HS)

2022 GAME-BY-GAME

	RUSHING				RECEIVING		
	ATT	YDS	TD	LNG	REC	YDS	TD
at Colorado	8	52	1	22	1	1	0
vs Tarleton	13	56	1	14	1	21	0
at SMU	17	142	1	35	1	10	0


CAREER STATS

RUSHING	G	ATT	YDS	TD	LNG	AVG
2020	9	54	388	2	89	7.2
2021	10	83	623	7	75	7.5
2022	3	38	250	3	35	6.6
TOTALS	22	175	1,261	12	89	7.2

SINGLE-GAME CAREER HIGHS

Rush Attempts: 15, at Oklahoma (10/16/21)
Rush Yards: 185, at Texas Tech (10/09/21)
Long Rush: 89, vs Louisiana Tech (12/12/20)
Rush TDs: 3, at Texas Tech (10/09/21)
Receptions: 4, (2x) last at K-State (10/30/21)
Receiving Yards: 56, at Oklahoma (10/16/21)
Long Reception: 53, at Oklahoma (10/16/21)
Receiving TDs: 1, at Oklahoma (10/16/21)

2022 PLAYER PROFILES



TYMON MITCHELL 91
 DEFENSIVE TACKLE // JR // 6-3 // 315
 Nashville, Tn (Franklin Road) // Georgia

2022 GAME-BY-GAME

	S-A-T	TFL	SACK	FF-FR	INT	QBH	PBU
at Colorado	1-0-1	0	0	0-0	0	1	0
vs Tarleton	1-1-2	0	0	0-0	0	1	0
at SMU	1-1-2	1.0	1.0	0-0	0	1	0

CAREER STATS

DEFENSE	S-A-T	TFL	SACK	INT	PBU	FF-FR
2019 (UGA)	1-3-4	0	0	0	0	0-0
2020 (UGA)	0-1-1	0	0	0	0	0-0
2021 (UGA)	2-4-6	0	0	0	0	0-0
2022	3-2-5	1.0	1.0	0	0	0-0
TOTALS	6-10-16	1.0	1.0	0	0	0-0

SINGLE-GAME CAREER HIGHS

Total Tackles: 4, vs Arkansas State (09/14/19)
 Sacks: 1, at SMU (09/24/22)



CHANDLER MORRIS 2
 QUARTERBACK // SO // 6-0 // 195
 Highland Park, Texas (Highland Park HS) // Oklahoma

2022 GAME-BY-GAME

	PASSING				RUSHING			
	C-A	PCT	YDS	TD	LNG	ATT	YDS	TD
at Colorado	13-20	.650	111	0	20	4	18	0
vs Tarleton	DNP	-	-	-	-	-	-	-
at SMU	DNP	-	-	-	-	-	-	-

CAREER STATS

PASS/RUSH	G	C-A	PCT	YDS	TD	ATT	YDS	TD
2020 (OU)	5	3-5	.600	39	0	5	44	2
2021	4	50-76	.657	695	3	25	83	1
2022	1	13-20	.650	111	0	4	18	0
TOTALS	10	66-101	.653	845	3	34	145	3

SINGLE-GAME CAREER HIGHS

Pass Attempts: 41, vs Baylor (11/06/21)
 Pass Completions: 29, vs Baylor (11/06/21)
 Pass Yards: 461, vs Baylor (11/06/21)
 Long Pass: 63, vs Baylor (11/06/21)
 Pass TDs: 2, vs Baylor (11/06/21)
 Rush Attempts: 11, vs Baylor (11/06/21)
 Rush Yards: 70, vs Baylor (11/06/21)
 Long Rush: 26, vs Baylor (11/06/21)
 Rush TDs: 1 (3x), last vs Baylor (11/06/21)



JOSH NEWTON 24
 CORNERBACK // JR // 6-0 // 195
 Monroe, La. (Ouachita Parish HS) // ULM

2022 GAME-BY-GAME

	S-A-T	TFL	SACK	FF-FR	INT	QBH	PBU
at Colorado	2-0-2	1.0	0-0	0-0	0	0	0
vs Tarleton	2-0-2	0	0-0	0-0	1	0	1
at SMU	2-0-2	1.0	0-0	0-0	1	0	1

CAREER STATS

DEFENSE	S-A-T	TFL	SACK	INT	PBU	FF-FR
2019 (ULM)	14-6-20	0	0	0	2	0-0
2020 (ULM)	11-5-16	0.5	0	1	5	0-0
2021 (ULM)	28-20-48	5.0	0	2	8	0-0
2022	6-0-6	2.0	0	2	2	0-0
TOTALS	59-31-90	7.5	0	5	17	0-0

SINGLE-GAME CAREER HIGHS

Solo Tackles: 4, at LSU (11/20/21)
 Total Tackles: 6, at Texas State (11/06/21)
 Pass Breakups: 3, vs South Alabama (10/23/21)
 Interceptions: 1, (5x) last at SMU (09/24/22)



BLAKE NOWELL 87
 WIDE RECEIVER // SO // 6-4 // 205
 Ardmore, Ok. (Plainview HS)

2022 GAME-BY-GAME

RECEIVING	REC	YDS	TD	LNG
at Colorado	1	9	0	9
vs Tarleton	3	60	0	44
at SMU	0	0	0	0

CAREER STATS

RECEIVING	REC	YDS	TD	LNG	AVG
2021	3	34	1	20	11.3
2022	4	69	0	44	17.3
TOTALS	7	103	1	44	14.7

SINGLE-GAME CAREER HIGHS

Receiving TDs: 1, at Duquesne (09/04/21)
 Long Reception: 44, vs Tarleton (09/10/22)



NAMDI OBIAZOR 4
 SAFETY // JR // 6-3 // 210
 Eden Prairie, Minn (Eden Prairie HS)

2022 GAME-BY-GAME

	S-A-T	TFL	SACK	FF-FR	INT	QBH	PBU
at Colorado	4-1-5	0-0	0-0	0-0	0	0	0
vs Tarleton	2-0-2	0-0	0-0	0-0	0	0	1
at SMU	1-0-1	0-0	0-0	0-0	0	0	0

CAREER STATS

DEFENSE	S-A-T	TFL	SACK	INT	PBU	FF-FR
2022	7-1-8	0	0-0	0	0	0-0
TOTALS	7-1-8	0	0-0	0	0	0-0

SINGLE-GAME CAREER HIGHS

Solo Tackles: 4, at Colorado (09/02/22)



MARK PERRY 3
 SAFETY // JR // 6-0 // 215
 Rancho Cucamonga, Ca (Rancho Cu. HS) // Colorado

2022 GAME-BY-GAME

	S-A-T	TFL	SACK	FF-FR	INT	QBH	PBU
at Colorado	4-0-4	0	0-0	0-0	0	0	0
vs Tarleton	2-0-2	0	0-0	0-0	0	0	0
at SMU	5-4-9	1.0	0-0	0-0	0	0	0

CAREER STATS

DEFENSE	S-A-T	TFL	SACK	INT	PBU	FF-FR
2019 (Colorado)	14-2-16	4.0	2.0	0	1	0-0
2020 (Colorado)	7-2-9	0	0	0	0	0-0
2021 (Colorado)	42-24-66	2.0	0	3	3	0-0
2022	11-4-15	1.0	0	0	0	0-0
TOTALS	74-32-106	7.0	2.0	3	4	0-0

SINGLE-GAME CAREER HIGHS

Total Tackles: 10, vs USC (10/02/21)
 Interceptions: 1, (3x) last at Utah (11/26/21)

2022 PLAYER PROFILES



D'ANDRE RODGERS 80
TIGHT END // FR // 6-4 // 240
Sammamish, Wa. (Eastside Catholic HS)

2022 GAME-BY-GAME

RECEIVING	REC	YDS	TD	LNG
at Colorado	0	0	0	0
vs Tarleton	0	0	0	0
at SMU	0	0	0	0

CAREER STATS

RECEIVING	REC	YDS	TD	LNG	AVG
2022	0	0	0	0	0
TOTALS	0	0	0	0	0



JORDY SANDY 31
PUNTER // SR // 6-3 // 218
Traralgon, Australia (ProKick Australia)

2022 GAME-BY-GAME

	ATT	YDS	AVG	LNG	TB	FC	I20	50+
at Colorado	3	124	41.3	47	0	2	2	0
vs Tarleton	1	37	37.0	37	0	1	1	0
at SMU	4	150	37.5	53	0	1	2	1

CAREER STATS

PUNTING	ATT	YDS	LNG	AVG	TB	FC	I20	50+
2019	61	2340	55	38.4	5	25	25	9
2020	57	2337	55	41.0	3	36	24	8
2021	43	1861	64	43.6	3	22	14	8
2022	8	311	53	38.9	0	3	5	1
TOTALS	1696	849	64	40.5	11	89	67	26

SINGLE-GAME CAREER HIGHS

Long Punt: 64, vs Cal (09/11/21)
Punts Inside 20: 5, vs Baylor (11/09/19)
Punts 50+ Yards: 4, at Oklahoma (11/23/19)



GEOR'QUARIUS SPIVEY 12
TIGHT END // SR // 6-5 // 245
Monroe, La. (Richwood HS) // Mississippi State

2022 GAME-BY-GAME

RECEIVING	REC	YDS	TD	LNG
at Colorado	1	20	0	20
vs Tarleton	1	23	0	23
at SMU	1	3	0	3

CAREER STATS

RECEIVING	G	REC	YDS	TD	LNG	AVG
2018 (at Mississippi State)	3	0	0	0	0	0.00
2019 (at Mississippi State)	13	3	32	0	13	10.67
2020 (at Mississippi State)	11	11	121	0	41	11.00
2021	9	3	9	0	7	3.0
2022	3	3	46	0	23	21.5
TOTALS	38	19	205	0	41	10.8

SINGLE-GAME CAREER HIGHS

Receptions: 5, at Ole Miss (11/28/20)%
Receiving Yards: 97, at Ole Miss (11/28/20)%
Long Reception: 41, at Ole Miss (11/28/20)%

% - at Mississippi State



KEE'YON STEWART 2
CORNERBACK // JR // 6-0 // 185
Houston, Texas (North Shore HS)

2022 GAME-BY-GAME

	S-A-T	TFL	SACK	FF-FR	INT	QBH	PBU
at Colorado	0-1-1	0	0	0-0	0	0	2
vs Tarleton	1-0-1	0	0	0-0	0	0	1
at SMU	6-0-6	0	0	0-0	0	0	1

CAREER STATS

DEFENSE	S-A-T	TFL	SACK	INT	PBU	FF-FR
2019	14-4-18	0	0	0	4	0-0
2020	6-3-9	0	1	0	1	0-0
2021	5-0-5	0	0	1	1	0-0
2022	7-1-9	0	0	0	3	0-0
TOTALS	32-8-40	0	1	2	9	0-0

SINGLE-GAME CAREER HIGHS

Total Tackles: 6, at SMU (09/24/22)
Pass Breakups: 2, (x2) last at Colorado (09/02/22)
Interceptions: 1, vs Baylor (11/06/21)



LWAL UGUAK 96
DEFENSIVE LINE // SR // 6-5 // 271
Edmonton, Alberta (Harry Ainlay HS) // UConn

2022 GAME-BY-GAME

	S-A-T	TFL	SACK	FF-FR	INT	QBH	PBU
at Colorado	0-0-0	0-0	0	0-0	0	0	0
vs Tarleton	1-2-3	0-0	0	0-0	0	0	0
at SMU	1-0-1	0-0	0	0-0	0	0	0

CAREER STATS

DEFENSE	S-A-T	TFL	SACK	INT	PBU	FF-FR
2018 (UConn)	5-11-16	0	0	0	2	1-0
2019 (UConn)	11-8-19	0	4	0	0	0-0
2021 (UConn)	15-19-34	0	0	0	2	0-0
2022	2-2-4	0	0	0	0	0-0
TOTALS	33-40-73	0	4	0	2	0-0

SINGLE-GAME CAREER HIGHS

Total Tackles 7, vs Holy Cross (09/04/21)
Sacks: 2, vs Wagner (08/29/19)



JARED WILEY 19
TIGHT END // SR // 6-7 // 255
Temple, Texas (Temple HS) // Texas

2022 GAME-BY-GAME

RECEIVING	ATT	YDS	TD	LNG
at Colorado	2	13	0	13
vs Tarleton	1	6	1	6
at SMU	2	20	1	12


CAREER STATS

RECEIVING	REC	YDS	TD	LNG	AVG
2019 (Texas)	1	15	0	15	15.0
2020 (Texas)	9	156	1	52	18.4
2021 (Texas)	9	67	2	20	7.4
2022	5	39	2	13	7.8
TOTALS	24	277	5	52	11.5

SINGLE-GAME CAREER HIGHS

Receptions: 3, vs Rice (09/18/21)
Receiving Yards: 70, vs Baylor (10/24/21)
Receiving TD's: 1, (x5) last at SMU (09/24/22)

2022 PLAYER PROFILES



DAMONIC WILLIAMS 52
 DEFENSIVE LINE // FR // 6-2 // 320
 Torrance, Ca. (Alemany HS)

2022 GAME-BY-GAME

	S-A-T	TFL	SACK	FF-FR	INT	QBH	PBU
at Colorado	1-2-3	1.0	1.0	0-0	0	0	0
vs Tarleton	1-0-1	0	0	0-0	0	0	0
at SMU	1-1-2	0	0	0-0	0	0	0

CAREER STATS

DEFENSE	G	S-A-T	TFL	SACK	INT	PBU	FF-FR
2022	3	3-3-6	1.0	1.0	0	0	0-0
TOTALS	3	3-3-6	1.0	1.0	0	0	0-0

SINGLE-GAME CAREER HIGHS

Total Tackles: 3, at Colorado (09/02/2022)
 Sacks: 1, at Colorado (09/02/2022)



SAVION WILLIAMS 18
 WIDE RECEIVER // JR // 6-5 // 215
 Marshall, Texas (Marshall HS)

2022 GAME-BY-GAME

RECEIVING	ATT	YDS	TD	LNG
at Colorado	3	31	0	20
vs Tarleton	1	16	0	16
at SMU	3	44	1	22

CAREER STATS

RECEIVING	G	REC	YDS	TD	LNG	AVG
2020	7	1	8	0	8	8.0
2021	7	6	71	0	16	11.8
2022	3	7	91	1	22	13.0
TOTALS	17	14	170	1	22	12.1

SINGLE-GAME CAREER HIGHS

Receptions: 3, (2x) last at SMU (09/24/22)
 Receiving Yards: 44, at SMU (09/24/22)
 Receiving TDs: 1, at SMU (09/24/22)
 Long Reception: 22, at SMU (09/24/22)



DEE WINTERS 13
 LINEBACKER // SR // 6-1 // 230
 Brenham, Texas (Burton HS)

2022 GAME-BY-GAME

	S-A-T	TFL	SACK	FF-FR	INT	QBH	PBU
at Colorado	4-1-5	1.0	1.0	0-0	0	0	1
vs Tarleton	1-0-1	1.5	1.0	0-0	0	0	0
at SMU	2-3-5	0.5	0.5	0-0	0	0	0

CAREER STATS

DEFENSE	G	S-A-T	TFL	SACK	INT	PBU	FF-FR
2019	11	19-9-28	4.5	2.0	0	2	0-0
2020	10	40-25-65	9.5	2.0	0	2	0-1
2021	11	53-21-74	5.0	1.0	2	1	0-0
2022	3	6-5-11	3.0	1.5	0	1	0-0
TOTALS	33	118-60-178	22.0	6.5	2	6	0-1

SINGLE-GAME CAREER HIGHS

Solo Tackles: 9, (2x) last vs West Virginia (10/23/21)
 Total Tackles: 12, vs West Virginia (10/23/21)
 Tackles for Loss: 3.5, at Kansas (11/28/20)
 Sacks: 1.0, (5x) last vs Cal (09/11/21)
 Pass Breakups: 1, (3x) last at Baylor (10/31/20)
 Interceptions: 1, (2x) last vs Kansas (11/20/21)

2022 GAME-BY-GAME RECAPS

GAME 1

Sept. 2, 2022 • Attendance: 47,868
Folsom Field • Boulder, Colo.TCU (1-0)
COLORADO (0-1)38
13

BOULDER, Colo. -- TCU shined in all three phases of the game to give Sonny Dykes a 38-13 victory over Colorado in his debut as the Horned Frogs' head coach on Friday night in Boulder Colo.

The start of the game was delayed 34 minutes due to weather.

Derius Davis tied KaVontae Turpin's TCU career record with his fourth punt return for a touchdown and scored on a 27-yard run.

TCU's defense set the tone early and came up big when it mattered most. Three of Colorado's opening four possessions saw it drive inside the TCU 20, but the Buffs were held to a pair of field goals. On the game's opening drive, TCU's 17-year-old true freshman nose tackle Damon Williams combined with Jamoi Hodge on a stop for no gain when Colorado went for it with a rush on 4th-and-1 at the TCU 15.

Under first-year Defensive Coordinator Joe Gillespie, TCU's defense allowed just 348 yards. The Buffs were held to 273 yards and no touchdowns before a late 75-yard scoring drive against TCU reserves with 1:13 left in the game.

The 348 yards allowed were the fewest TCU has surrendered to a Power 5 opponent since Kansas was held to 268 on Nov. 28, 2020.

Trailing 3-0, TCU got on the board when Davis returned a punt 60 yards for a touchdown 24 seconds into the second quarter.

After leading 7-6 at the half, the Horned Frogs took the second half kickoff and drove 75 yards in just five plays to build their advantage to 14-6 on a career-long 43-yard touchdown run by Emari Demercado.

Griffin Kell's 33-yard field goal extended TCU's lead to 17-6 with 3:45 left in the third quarter. It capped a 12-play, 55-yard drive.

With Max Duggan taking over at quarterback, the Horned Frogs drove 80 yards in 10 plays to take a 24-6 lead on a Kendre Miller 3-yard scoring run with 10:55 remaining. The score was set up by a Duggan 20-yard completion to Savion Williams on a 4th-and-3 at the Colorado 23. Duggan also had a 33-yard run earlier in the series.

Sam Jackson closed TCU's scoring with his first career touchdown, a 7-yard keeper with 3:15 left to make it a 38-6 game.

SCORE BY QUARTERS	1	2	3	4	SCORE
TCU	0	7	10	21	38
COLORADO	3	3	0	7	13

SCORING SUMMARY:

COLORADO — COLE BECKER 37 FG	3-0 4:44 1Q
TCU — DERIUS DAVIS 60 PUNT RETURN (GRIFFIN KELL KICK)	3-7 14:36 2Q
COLORADO — COLE BECKER 43 FG	6-7 7:38 2Q
TCU — EMARI DEMERCADO 43 RUN (GRIFFIN KELL KICK)	6-14 11:56 3Q
TCU — GRIFFIN KELL 33 FG	6-17 3:45 3Q
TCU — KENDRE MILLER 3 RUN (GRIFFIN KELL KICK)	6-24 10:55 4Q
TCU — DERIUS DAVIS 27 RUN (GRIFFIN KELL KICK)	6-31 7:55 4Q
TCU — SAM JACKSON 7 RUN (GRIFFIN KELL KICK)	6-38 3:15 4Q
COLORADO — JORDYN TYSON 23 PASS FROM J.T. SHROUT (COLE BECKER KICK)	13-38 1:13 4Q

TEAM STATISTICS

CATEGORY	TCU	COLORADO
FIRST DOWNS	17	20
RUSHES - NET YARDS RUSHING	30-275	29-113
NET YARDS PASSING	138	235
Completions-Attempts-Int	15-23-0	26-41-0
TOTAL OFFENSE YARDS	413	348
Total offense plays	53	70
Average Gain Per Play	7.8	5.0
Fumbles: Number-Lost	0-0	0-0
Penalties: Number-Yards	7-60	5-30
PUNTS-YARDS	3-124	4-173
Average Yards Per Punt	41.3	43.2
Net Yards Per Punt	41.3	20.2
KICKOFF-YARDS	7-455	4-260
Punt returns: Number-Yards-TD	3-72-1	0-0-0
Kickoff returns: Number-Yds-TD	0-0-0	0-0-0
Interceptions: Number-Yds-TD	0-0-0	0-0-0
Fumble Returns: Number-Yds-TD	0-0-0	0-0-0
Possession Time	26:42	33:18
Third-Down Conversions	5-11	6-15
Fourth-Down Conversions	2-2	0-3
Red-Zone Scores-Chances	3-3	2-3
Touchdowns	2-3	0-3
Field goals	1-3	2-3
Sacks By: Number-Yards	2-17	0-0
Points off Turnover	0	0

RUSHING

TCU - Kendre Miller 8-52, Emari Demercado 4-49, Sam Jackson 3-44, Emari Bailey 3-42, Max Duggan 3-41, Derius Davis 1-27, Chandler Morris 4-18, Trent Battle 2-4, TEAM 2-Minus 2.

COLORADO - Brandon Lewis 8-42, Alex Fontenot 8-31, Delon Smith 7-30, Jayle Stacks 2-8, Charlie Offerdahl 1-6, J.T. Shrou 3-Minus 4.

PASSING:

TCU - Chandler Morris 13-20-0, 111 yards; Max Duggan 2-3-0, 27 yards.

COLORADO - J.T. Shrou 13-23-0, 157 yards; Brandon Lewis 13-18-0, 78 yards.

RECEIVING:

TCU - Savion Williams 3-31, Quentin Johnston 3-22, Derius Davis 2-25, Jared Wiley 2-13, Geor'Quarius Spivey 1-20, Taye Barber 1-9, Blake Nowell 1-9, Jordan Hudson 1-8, Kendre Miller 1-1.

COLORADO - David Arias 4-66, Brady Russell 3-19, Jack Hestera 3-17, Jordyn Tyson 2-26, Montana Lemonious-Craig 2-23, Chase Sowell 2-23, Jaylon Jackson 2-18, R.J. Sneed 2-17, Deion Smith 2-7, Maurice Bell 2-3, Chase Penry 1-11, Caleb Fauria 1-5.

GAME 2

Sept. 10, 2022 • Attendance: 43,197
Amon G. Carter Stadium • Fort Worth, TexasTARLETON (1-1)
TCU (2-0)17
59

FORT WORTH -- Max Duggan passed for a career-high 390 yards and five touchdowns to lead TCU to a 59-17 victory over Tarleton Saturday night in Fort Worth.

Sonny Dykes, in his home debut, became the first TCU head football coach to win his opening two games since Dutch Meyer in 1934. He is the 11th Horned Frogs coach since Meyer, who guided TCU to national championships in 1935 and 1938.

Duggan made his 30th career start and led the Horned Frogs to scores on seven of his eight series. Duggan was 23-of-29 in the air with no interceptions. Duggan's five touchdown passes were the most by a Horned Frog since Kenny Hill had five against Kansas in 2017. It also tied for second-most in a game at TCU.

Duggan's career-high fifth touchdown toss of the night was a 29-yard strike to true freshman Jordan Hudson, his first career score and part of his team-best five receptions for 76 yards.

TCU scored on nine of its 12 possessions in the game. The only non-scoring series ended with a missed field goal, a fumble at the goal line and a punt with 1:44 to play.

The Horned Frogs' 630 yards of offense were their most since totaling 688 in a 62-22 win at Baylor in 2016.

TCU took a 6-0 lead on its opening drive as Duggan found a wide open Derius Davis in the end zone for a 19-yard scoring strike. A key play on the 8-play, 62-yard drive was a 12-yard Duggan completion to Taye Barber on a 4th-and-3 at the Tarleton 33.

On the ensuing series, Josh Newton's first interception as a Horned Frog set up TCU at the Tarleton 11. Three plays later, Duggan hit Jared Wiley on a 6-yard scoring pass. A 2-point rush by Davis made it 14-0 with 6:14 left in the first quarter.

A 44-yard completion from Duggan to Blake Nowell was followed by Kendre Miller's 1-yard scoring run to make it 21-0 with 3:16 left in the first quarter. On TCU's next drive, a 37-yard pass from Duggan to Chase Curtis set up a 2-yard scoring reception for Quincy Brown, one of his two touchdowns.

TCU led 38-7 at the half after a Luke Laminack 36-yard field goal with 1:05 left in the second quarter.

SCORE BY QUARTERS	1	2	3	4	SCORE
TARLETON	0	7	10	0	17
TCU	21	17	14	7	59

SCORING SUMMARY:

1ST 11:51 TCU - D.DAVIS 19 YD PASS FROM M.DUGGAN (L.LAMINACK KICK MISSED)	0-6
1ST 06:14 TCU - J.WILEY 6 YD PASS FROM M.DUGGAN (D.DAVIS RUSH)	0-14
1ST 03:16 TCU - K.MILLER 1YD RUSH (L.LAMINACK KICK)	0-21
2ND 12:49 TCU - Q.BROWN 2 YD PASS FROM M.DUGGAN (L.LAMINACK KICK)	0-28
2ND 10:14 TAR - D.COOPER 21 YD PASS FROM B.ALLEN (A.GUZMAN KICK)	7-28
2ND 07:21 TCU - S.JACKSON 1YD RUSH (L.LAMINACK KICK)	7-35
2ND 01:05 TCU - L.LAMINACK 36 YD FG	7-38
3RD 11:35 TAR - D.ROSEMOND 1YD RUSH (A.GUZMAN KICK)	14-38
3RD 07:24 TCU - Q.BROWN 17 YD PASS FROM M.DUGGAN (L.LAMINACK KICK)	14-45
3RD 02:36 TAR - A.GUZMAN 47 YD FG	17-45
3RD 02:03 TCU - J.HUDSON 29 YD PASS FROM M.DUGGAN (L.LAMINACK KICK)	17-52
4TH 12:06 TCU - E.BAILEY 37 YD RUSH (L.LAMINACK KICK)	17-59

TEAM STATISTICS

CATEGORY	TARLETON	TCU
FIRST DOWNS	13	28
RUSHES - NET YARDS RUSHING	28-85	37-180
NET YARDS PASSING	210	450
Completions-Attempts-Int	11-26-2	28-34-0
TOTAL OFFENSE YARDS	295	630
Total offense plays	54	71
Average Gain Per Play	5.5	8.9
Fumbles: Number-Lost	0-0	1-1
Penalties: Number-Yards	4-20	3-20
PUNTS-YARDS	6-193	1-37
Average Yards Per Punt	32.2	37.0
Net Yards Per Punt	28.8	37.0
KICKOFF-YARDS	4-164	10-644
Punt returns: Number-Yards-TD	0-0-0	0-0-0
Kickoff returns: Number-Yds-TD	3-78-0	3-45-0
Interceptions: Number-Yds-TD	0-0-0	2-25-0
Fumble Returns: Number-Yds-TD	0-0-0	0-0-0
Possession Time	25:18	34:42
Third-Down Conversions	4-11	7-12
Fourth-Down Conversions	0-0	2-2
Red-Zone Scores-Chances	1-1	7-9
Touchdowns	1-1	6-9
Field goals	0-1	1-9
Sacks By: Number-Yards	0-0	0-0
Points off Turnover	0	8

RUSHING

TARLETON - Braelton Bridges 9-32, Deangelo Rosemond 9-23, Ontario Douglas 6-23, Beau Allen 3-5, Derrel Kelley III 1-2.

TCU - Kendre Miller 13-56, Emari Bailey 4-47, Corey Wren 3-28, Sam Jackson 3-25, Trent Battle 3-14, Emari Demercado 6-7, Max Duggan 5-3.

PASSING:

TARLETON - Beau Allen 11-25-2, 210 yards; Alaka'i Yuen 0-1-0, 0 yards.

TCU - Max Duggan 23-29-0, 390 yards; Sam Jackson 4-4-0, 58 yards; Josh Hoover 1-1-0, 2 yards.

RECEIVING:

TARLETON - Darius Cooper 6-117, Jaden Smith 4-92, Ontario Douglas 1-1.

TCU - Jordan Hudson 5-76, Taye Barber 3-66, Blake Nowell 3-60, Quincy Brown 3-31, Gunnar Henderson 2-56, Derius Davis 2-23, Quentin Johnston 2-22, Chase Curtis 1-37, Geor'Quarius Spivey 1-23, Kendre Miller 1-21, Savion Williams 1-16, Blair Conwright 1-8, Jared Wiley 1-6, Trent Battle 1-3, Chase Jackson 1-2.

2022 GAME-BY-GAME RECAPS

GAME 3

Sept. 24, 2022 • Attendance: 35,569
Gerald J. Ford Stadium • Dallas, Texas



TCU (3-0)
SMU (2-2)

42
34

DALLAS -- Kendre Miller rushed for 142 yards and Max Duggan passed for three touchdowns to lead TCU to a 42-34 win over SMU on Saturday in Dallas.

TCU is 3-0 for the first time since 2017, when Head Coach Sonny Dykes was on staff as an offensive analyst. Dykes is the first TCU head coach to start 3-0 since Francis Schmidt in 1929. The Horned Frogs are also the lone undefeated FBS team in Texas.

TCU built a 28-7 second-quarter lead and held off a Mustang rally with big plays on both sides of the ball.

With TCU's lead down to 28-21 and SMU looking to tie the game, Josh Newton came up with an interception and 32-yard return to the Mustang 37. Six plays later, Emari Demercado scored from a yard out to build the TCU lead back to 35-21 with 8:14 to play.

Demercado found the end zone again when it was needed most. With the Horned Frogs facing a 2nd-and-13 at their 37, Demercado broke free up the middle for a career-long 63-yard touchdown run to give TCU a 42-27 lead with 2:31 remaining.

Duggan, who entered the game as the nation's leader in completion percentage and passing efficiency, was 22-of-29 in the air for 278 yards.

TCU started fast. After winning the coin toss and electing to receive, Miller took the first snap for a 35-yard carry. It sparked a 5-play, 74-yard scoring drive capped by a 19-yard scoring pass from Duggan to Savion Williams, the first career touchdown for Williams.

An Abe Camara interception at the TCU 19 set up the Horned Frogs' next score, a 28-yard run up the middle by Miller to cap a 9-play, 81-yard drive and make it a 14-0 game with 51 seconds left in the first quarter. Miller had a rushing score for the third straight game.

After SMU closed within 14-7, Derius Davis returned the ensuing kickoff 57 yards. Four plays later, Jared Wiley caught an 8-yard touchdown pass from Duggan to extend TCU's lead to 21-7 with 9:16 remaining in the first half.

The Horned Frogs' lead grew to 28-7 with 6:39 left in the second quarter when Davis took a short pass from Duggan and outraced the SMU defense untouched around the corner and into the end zone.

SCORE BY QUARTERS	1	2	3	4	SCORE
TCU	14	14	0	14	42
SMU	0	14	7	13	34

SCORING SUMMARY:

1ST 12:33 TCU - S.WILLIAMS 19 YD PASS FROM M.DUGGAN (G.KELL KICK), 5-74, 02:22	7-0
1ST 00:51 TCU - K.MILLER 28 YD RUSH (G.KELL KICK), 9-81, 03:34	14-0
2ND 11:18 SMU - T.SIGGERS 1YD RUSH (C.ROGERS KICK), 13-75, 04:33	14-7
2ND 09:16 TCU - J.WILEY 8 YD PASS FROM M.DUGGAN (G.KELL KICK), 4-43, 01:51	21-7
2ND 06:39 TCU - D.DAVIS 80 YD PASS FROM M.DUGGAN (G.KELL KICK), 1-80, 00:11	28-7
2ND 01:57 SMU - R.RICE 19 YD PASS FROM T.MORDECAI (C.ROGERS KICK), 11-75, 04:42	28-14
3RD 03:33 SMU - T.SIGGERS 1YD RUSH (C.ROGERS KICK), 10-98, 03:16	28-21
4TH 08:14 TCU - E.DEMERCADO 1YD RUSH (G.KELL KICK), 6-37, 03:11	35-21
4TH 05:14 SMU - T.SIGGERS 2 YD RUSH (B.REDDING PASS FROM A.UPSHAW FAILED), 8-75, 03:00	35-27
4TH 02:31 TCU - E.DEMERCADO 63 YD RUSH (G.KELL KICK), 5-72, 02:42	42-27
4TH 01:04 SMU - J.BAILEY 35 YD PASS FROM T.MORDECAI (C.ROGERS KICK), 10-75, 01:27	42-34

TEAM STATISTICS

CATEGORY	TCU	SMU
FIRST DOWNS	21	27
RUSHES - NET YARDS RUSHING	35-191	37-104
NET YARDS PASSING	296	372
Completions-Attempts-Int	23-30-0	27-49-2
TOTAL OFFENSE YARDS	487	476
Total offense plays	65	86
Average Gain Per Play	7.5	5.5
Fumbles: Number-Lost	1-0	1-0
Penalties: Number-Yards	10-94	3-25
PUNTS-YARDS	4-150	4-197
Average Yards Per Punt	37.5	49.2
Net Yards Per Punt	37.5	35.5
KICKOFF-YARDS	7-406	5-236
Punt returns: Number-Yards-TD	1-15-0	0-0-0
Kickoff returns: Number-Yds-TD	3-85-0	0-0-0
Interceptions: Number-Yds-TD	2-32-0	0-0-0
Fumble Returns: Number-Yds-TD	0-0-0	0-0-0
Possession Time	31:18	28:42
Third-Down Conversions	5-11	10-20
Fourth-Down Conversions	0-1	4-4
Red-Zone Scores-Chances	3-3	4-4
Touchdowns	3-3	4-4
Field goals	0-3	0-4
Sacks By: Number-Yards	3-15	5-42
Points off Turnover	14	0

RUSHING

TCU - Kendre Miller 17-142, Emari Demercado 6-64, TEAM 2-Minus 4, Max Duggan 10-Minus 11.

SMU - Tre Siggers 19-60, Velton Gardner 9-39, Camar Wheaton 2-4, Tanner Mordecai 6-4, Austin Upshaw 1-Minus 3.

PASSING:

TCU - Max Duggan 22-29-0, 278 yards; Taye Barber 1-1-0, 18 yards.

SMU - Tanner Mordecai 27-49-2, 372 yards; Austin Upshaw 0-0-0, 0 yards.

RECEIVING:

TCU - Taye Barber 4-26, Derius Davis 3-78, Savion Williams 3-44, Gunnar Henderson 3-31, Quentin Johnston 3-29, Jared Wiley 2-20, Trent Battle 1-19, Emari Demercado 1-18, Jordan Hudson 1-18, Kendre Miller 1-10, Geor Quarius Spivey 1-3.

SMU - Jake Bailey 8-163, Rashee Rice 6-74, Kelvontay Dixon 3-48, Beau Corrales 3-40, RJ Maryland 3-36, Tre Siggers 2-8, Teddy Knox 1-4, Velton Gardner 1-Minus 1.



2022-23 TCU Football
Game Results
All games

Team Results

Date	Opponent		Score	Overall	Conf	Time	Attend
09/02/2022	at Colorado	W	38-13	1-0	0-0	3:26	47868
09/10/2022	Tarleton St.	W	59-17	2-0	0-0	3:14	43197
09/24/2022	at SMU	W	42-34	3-0	0-0	3:36	35570



2022-23 TCU Football
Overall Team Statistics
All games

Team Statistics

	TCU	OPP
Scoring	139	64
Points per game	46.3	21.3
Points Off Turnovers	22	0
First Downs	66	60
Rushing	27	19
Passing	38	36
Penalty	1	5
Rushing Yardage	646	302
Yards gained rushing	718	351
Yards lost rushing	72	49
Rushing attempts	102	94
Average per rush	6.3	3.2
Average per game	215.3	100.7
TDs Rushing	10	4
Passing Yardage	884	817
Comp-Att-Int	66-87-0	64-116-4
Average per pass	10.2	7.0
Average per catch	13.4	12.8
Average per game	294.7	272.3
TDs Passing	8	4
Total offense	1530	1119
Total plays	189	210
Average per play	8.1	5.3
Average per game	510.0	373.0
Kick returns: #-Yards	6-130	3-78
Punt returns: #-Yards	4-87	0-0
Int returns: #-Yards	4-57	0-0
Kick return average	21.7	26.0
Punt return average	21.8	0.0
Int return average	14.3	0.0
Fumbles-Lost	2-1	1-0
Penalties-Yards	20-174	12-75
Average per game	58.0	25.0
Punts-Yards	8-311	14-563
Average per punt	38.9	40.2
Net punt average	38.9	28.3
Kickoffs-Yards	24-1505	13-660
Average per kick	62.7	50.8
Net kick average	39.6	33.1
Time of possession / game	30:54	29:06
3rd-down conversion	17/34	20/46
3rd-down pct	50%	43%
4rd-down conversion	4/5	4/7



2022-23 TCU Football
Overall Team Statistics
All games

	TCU	OPP
4rd-down pct	80%	57%
Sacks by-Yards	5-32	5-42
Misc Yards	0	0
Touchdowns scored	19	8
Field goals - attempts	2-3	3-3
On-Side kicks	0-0	0-0
Red-zone scores	(13-15) 87%	(7-8) 88%
Red-zone touchdowns	(11-15) 73%	(5-8) 63%
PAT-attempts	(17-18) 94%	(7-7) 100%
2-point conversion-attempts	(1-1) 100%	(0-1) 0%
Attendance	43197	83438
Games / Avg per game	1/43197	2/41719
Neutral site games	-	0/0

Score by Periods

Team	1st	2nd	3rd	4th	OT	TOT
TCU	35	38	24	42	0	139
Opponents	3	24	17	20	0	64



2022-23 TCU Football
Individual Statistics
All games

Rushing

Player	gp	att	gain	loss	net	avg	td	lg	avg/g
Kendre Miller	3	38	252	2	250	6.6	3	35	83.3
Max Duggan	3	18	83	50	33	1.8	0	33	11.0
Emari Demercado	3	16	131	11	120	7.5	3	63	40.0
Emani Bailey	3	7	89	0	89	12.7	1	37	29.7
Sam Jackson	2	6	69	0	69	11.5	2	32	34.5
Trent Battle	3	5	18	0	18	3.6	0	5	6.0
Chandler Morris	1	4	21	3	18	4.5	0	15	18.0
Corey Wren	3	3	28	0	28	9.3	0	22	9.3
Derius Davis	3	1	27	0	27	27.0	1	27	9.0
Team	3	4	0	6	-6	-1.5	0	0	-2.0
Total	3	102	718	72	646	6.3	10	63	215.3
Opponents	3	94	351	49	302	3.2	4	24	100.7

Punt Returns

Player	no.	yds	avg	td	lg
Derius Davis	4	87	21.8	1	60
Total	4	87	21.8	1	60
Opponents	0	0	0.0	0	0

Interceptions

Player	no.	yds	avg	td	lg
Josh Newton	2	57	28.5	0	32
Jaionte McMillan	1	0	0.0	0	0
Abe Camara	1	0	0.0	0	0
Total	4	57	14.3	0	32
Opponents	0	0	0.0	0	0

Passing

Player	gp	effic	comp-att-int	pct	yds	td	lg	avg/g
Max Duggan	3	216.0	47-61-0	77.0	695	8	80	231.7
Chandler Morris	1	111.6	13-20-0	65.0	111	0	20	111.0
Sam Jackson	2	221.8	4-4-0	100.0	58	0	39	29.0
Taye Barber	3	251.2	1-1-0	100.0	18	0	18	6.0
Josh Hoover	1	116.8	1-1-0	100.0	2	0	2	2.0
Total	3	191.6	66-87-0	75.9	884	8	80	294.7
Opponents	3	118.8	64-116-4	55.2	817	4	45	272.3

Kick Returns

Player	no.	yds	avg	td	lg
Taye Barber	3	31	10.3	0	22
Derius Davis	2	97	48.5	0	57
Zach Marcheselli	1	2	2.0	0	2
Total	6	130	21.7	0	57
Opponents	3	78	26.0	0	40

Receiving

Player	gp	no.	yds	avg	td	lg	avg/g
Taye Barber	3	8	101	12.6	0	34	33.7
Quentin Johnston	3	8	73	9.1	0	18	24.3
Derius Davis	3	7	126	18.0	2	80	42.0
Savion Williams	3	7	91	13.0	1	22	30.3
Jordan Hudson	3	7	102	14.6	1	31	34.0
Jared Wiley	3	5	39	7.8	2	13	13.0
Gunnar Henderson	3	5	87	17.4	0	39	29.0
Blake Nowell	3	4	69	17.3	0	44	23.0
Geor'quarius Spivey	3	3	46	15.3	0	23	15.3
Kendre Miller	3	3	32	10.7	0	21	10.7
Quincy Brown	2	3	31	10.3	2	17	15.5
Trent Battle	3	2	22	11.0	0	19	7.3
Emari Demercado	3	1	18	18.0	0	18	6.0
Blair Conwright	3	1	8	8.0	0	8	2.7
Chase Curtis	3	1	37	37.0	0	37	12.3
Chase Jackson	1	1	2	2.0	0	2	2.0
Total	3	66	884	13.4	8	80	294.7
Opponents	3	64	817	12.8	4	45	272.3

Fumble Returns

Player	no.	yds	avg	td	lg
Total	0	0	0.0	0	0
Opponents	1	0	0.0	0	0



2022-23 TCU Football
Individual Statistics
All games

Scoring

Player	td	fg	PAT						pts
			kick	rush	rcv	pass	dxp	saf	
Derius Davis	4	-	-	1	-	-	-	-	26
Emari Demercado	3	-	-	-	-	-	-	-	18
Kendre Miller	3	-	-	-	-	-	-	-	18
Griffin Kell	-	1-1	11-11	-	-	-	-	-	14
Jared Wiley	2	-	-	-	-	-	-	-	12
Quincy Brown	2	-	-	-	-	-	-	-	12
Sam Jackson	2	-	-	-	-	-	-	-	12
Luke Laminack	-	1-2	6-7	-	-	-	-	-	9
Emani Bailey	1	-	-	-	-	-	-	-	6
Savion Williams	1	-	-	-	-	-	-	-	6
Jordan Hudson	1	-	-	-	-	-	-	-	6
Total	19	2-3	17-18	1	0	0	0	0	139
Opponents	8	3-3	7-7	0	0	0	0	0	64

Total Offense

Player	g	plays	rush	pass	total	avg/g
Max Duggan	3	79	33	695	728	242.7
Kendre Miller	3	38	250	0	250	83.3
Chandler Morris	1	24	18	111	129	129.0
Sam Jackson	2	10	69	58	127	63.5
Emari Demercado	3	16	120	0	120	40.0
Emani Bailey	3	7	89	0	89	29.7
Corey Wren	3	3	28	0	28	9.3
Derius Davis	3	1	27	0	27	9.0
Taye Barber	3	1	0	18	18	6.0
Trent Battle	3	5	18	0	18	6.0
Josh Hoover	1	1	0	2	2	2.0
Team	3	0	-6	0	-6	-2.0
Total	3	189	646	884	1530	510.0
Opponents	3	210	302	817	1119	373.0

Field Goals

Player	fg	pct.	01-19	20-29	30-39	40-49	50-99	lg	blk
Luke Laminack	1-2	50.0	0-0	0-0	1-2	0-0	0-0	36	0
Griffin Kell	1-1	100.0	0-0	0-0	1-1	0-0	0-0	33	0
Opponents	3-3	100.0	0-0	0-0	1-1	2-2	0-0	47	0

Punting

Player	no.	yds	avg	lg	tb	fc	i20	50+	blk
Jordy Sandy	8	311	38.9	53	0	3	5	1	0
Total	8	311	38.9	53	0	3	5	1	0
Opponents	14	563	40.2	64	4	5	3	2	0

FG Sequence

Team Name	TCU	Opponents
Colorado	(33)	(37),(43)
Tarleton St.	36,(36)	(47)

Numbers in (parentheses) indicate field goal was made

Kickoffs

Player	no.	yds	avg	tb	ob	retn	net	ydlk
Luke Laminack	24	1505	62.7	18	0			
Total	24	1505	62.7	18	0	3	39.6	25
Opponents	13	660	50.8	4	0	8	33.1	31



2022-23 TCU Football
Individual Statistics
All games

All Purpose

Player	g	rush	rcv	pr	kr	ir	total	avg/g
Derius Davis	3	27	126	87	97	0	337	112.3
Kendre Miller	3	250	32	0	0	0	282	94.0
Emari Demercado	3	120	18	0	0	0	138	46.0
Taye Barber	3	0	101	0	31	0	132	44.0
Jordan Hudson	3	0	102	0	0	0	102	34.0
Savion Williams	3	0	91	0	0	0	91	30.3
Emani Bailey	3	89	0	0	0	0	89	29.7
Gunnar Henderson	3	0	87	0	0	0	87	29.0
Quentin Johnston	3	0	73	0	0	0	73	24.3
Sam Jackson	2	69	0	0	0	0	69	34.5
Blake Nowell	3	0	69	0	0	0	69	23.0
Josh Newton	3	0	0	0	0	57	57	19.0
Geor'quarius Spivey	3	0	46	0	0	0	46	15.3
Trent Battle	3	18	22	0	0	0	40	13.3
Jared Wiley	3	0	39	0	0	0	39	13.0
Chase Curtis	3	0	37	0	0	0	37	12.3
Max Duggan	3	33	0	0	0	0	33	11.0
Quincy Brown	2	0	31	0	0	0	31	15.5
Corey Wren	3	28	0	0	0	0	28	9.3
Chandler Morris	1	18	0	0	0	0	18	18.0
Blair Conwright	3	0	8	0	0	0	8	2.7
Zach Marcheselli	3	0	0	0	2	0	2	0.7
Chase Jackson	1	0	2	0	0	0	2	2.0
Team	3	-6	0	0	0	0	-6	-2.0
Total	3	646	884	87	130	57	1804	601.3
Opponents	3	302	817	0	78	0	1197	399.0



**2022-23 TCU Football
Overall Defense Statistics
All games**

Team Defense

#	Player	gp	Tackles				Sacks	Pass defense			Fumbles		blkd	
			ua	a	tot	tfl/yds		no-yds	int-yds	brup	qbh	fr-yds	ff	kick
57	Johnny Hodges	3	6	9	15	2.5-16	1-9	
3	Mark Perry	3	11	4	15	1-1	
6	Jamoi Hodge	3	8	5	13	0.5-2	0.5-2	
14	Abe Camara	3	9	2	11	.	.	1-0	2	
13	Dee Winters	3	6	5	11	3-15	1.5-13	.	1	3	.	.	.	
1	Tre'Vius Hodges-Tomlinson	3	9	1	10	.	.	.	1	
28	Millard Bradford	3	6	3	9	.	.	.	3	
2	Kee'yon Stewart	3	7	1	8	.	.	.	3	
4	Namdi Obiazor	3	7	1	8	
98	Dylan Horton	3	4	3	7	0.5-0	.	.	1	3	.	.	.	
24	Josh Newton	3	6	.	6	2-5	.	2-57	2	
19	Shadrach Banks	3	5	1	6	
52	Damonic Williams	3	3	3	6	1-5	1-5	
90	Caleb Fox	3	.	5	5	2	.	.	.	
91	Tymon Mitchell	3	3	2	5	1-3	1-3	
96	Lwal Uguak	3	2	2	4	1	.	.	.	
93	George Ellis	3	3	1	4	2-3	.	.	1	
34	Zach Marcheselli	3	1	2	3	
21	Noah Daniels	3	2	1	3	
25	Wyatt Harris	3	1	2	3	
27	Jaionte McMillan	3	3	.	3	1-2	.	1-0	1	
95	Terrell Cooper	3	1	2	3	1.5-2	
18	Ish Burdine	2	2	1	3	
51	Luke Lingard	2	1	1	2	.	.	.	1	1	.	.	.	
15	Josh Foster	3	1	1	2	
94	Michael Ibukin-Okeyode	3	1	.	1	
7	D'Arco Perkins-McAllister	3	.	1	1	.	.	.	1	
50	Doug Blue-Eli	3	.	1	1	
97	Paul Oyewale	2	.	1	1	
11	Chace Biddle	3	.	1	1	
6	Chase Jackson	1	1	.	1	
44	Colt Ellison	3	2	.	.	.	
29	Marvin Covington	1	1	
Totals		3	109	62	171	16-54	5-32	4-57	18	12	0-0	0	0	0
Opponents		3	117	60	177	13-66	5-42	0-0	5	4	1-0	2	0	0



**2022-23 TCU Football
Games Played
All games**

##	Player	GP-GS	CU	TSU	SMU
0	Blair Conwright	3/0	XXX	XXX	XXX
0	Landyn Watson	1/0	...	XXX	...
1	Tre'Vius Hodges-Tomlinson	3/3	START	START	START
1	Quentin Johnston	3/3	START	START	START
2	Kee'yon Stewart	3/0	XXX	XXX	XXX
2	Chandler Morris	1/1	START
3	Emari Demercado	3/0	XXX	XXX	XXX
3	Mark Perry	3/3	START	START	START
4	Taye Barber	3/3	START	START	START
4	Namdi Obiazor	3/0	XXX	XXX	XXX
6	Jamoi Hodge	3/3	START	START	START
6	Chase Jackson	1/0	...	XXX	...
7	D'Arco Perkins-McAllister	3/0	XXX	XXX	XXX
7	Jordan Hudson	3/0	XXX	XXX	XXX
9	Marcel Brooks	0/0
9	Emani Bailey	3/0	XXX	XXX	XXX
10	Josh Hoover	1/0	...	XXX	...
11	Derius Davis	3/0	XXX	XXX	XXX
11	Chace Biddle	3/0	XXX	XXX	XXX
12	Geor'quarius Spivey	3/3	START	START	START
12	Terrence Cooks II	0/0
13	Dee Winters	3/3	START	START	START
13	Luke Pardee	0/0
14	Abe Camara	3/3	START	START	START
14	DJ Allen	0/0
15	Max Duggan	3/2	XXX	START	START
15	Josh Foster	3/0	XXX	XXX	XXX
16	Sam Jackson	2/0	XXX	XXX	...
17	Deshawn McCuin	0/0
17	Trent Battle	3/0	XXX	XXX	XXX
18	Ish Burdine	2/0	XXX	XXX	...
18	Savion Williams	3/3	START	START	START
19	Jared Wiley	3/0	XXX	XXX	XXX
19	Shadrach Banks	3/0	XXX	XXX	XXX
20	Christopher Chosen	1/0	...	XXX	...
20	Ronald Lewis	0/0
21	Noah Daniels	3/0	XXX	XXX	XXX
21	Corey Wren	3/0	XXX	XXX	XXX
22	Kyron Chambers	2/0	XXX	XXX	...
22	Major Everhart	1/0	...	XXX	...
23	Trevor Ailey	1/0	...	XXX	...
23	Keontae Jenkins	1/0	...	XXX	...
24	Josh Newton	3/3	START	START	START
24	Brant Ahlfinger	0/0
25	Wyatt Harris	3/0	XXX	XXX	XXX
25	James Koshakji	0/0
26	Bud Clark	0/0
26	Caleb Medford	1/0	...	XXX	...
27	Gunnar Henderson	3/0	XXX	XXX	XXX
27	Jaionte McMillan	3/0	XXX	XXX	XXX
28	Millard Bradford	3/3	START	START	START
29	Marvin Covington	1/0	...	XXX	...
29	Jacob Porter	0/0
30	Drew Scott	0/0
31	Jordy Sandy	3/0	XXX	XXX	XXX
32	Christian MacDonald	0/0
32	Kevin Ward	1/0	...	XXX	...
33	Thomas Armstrong	1/0	XXX
33	Kendre Miller	3/3	START	START	START
34	Zach Marcheselli	3/0	XXX	XXX	XXX



**2022-23 TCU Football
Games Played
All games**

##	Player	GP-GS	CU	TSU	SMU
35	Colton Dobson	0/0
36	Joe Laterza	0/0
36	Ryan Quintanar	0/0
37	Palmer Nix	1/0	...	XXX	...
38	Parker Clark	0/0
38	Jack Stein	0/0
39	Griffin Kell	2/0	XXX	...	XXX
39	Matthew Kerr	0/0
40	Franklin Estrada	0/0
41	TJ Willson	1/0	...	XXX	...
42	Brent Maticcik	3/0	XXX	XXX	XXX
43	Blake Baldwin	1/0	...	XXX	...
43	Joe Staubach	0/0
44	Colt Ellison	3/0	XXX	XXX	XXX
44	Ben Reppenhagen	0/0
46	Daveion Crawford	1/0	...	XXX	...
46	Hunter Krepp	0/0
47	Carter Ware	2/0	XXX	XXX	...
47	Jake Boozer	0/0
48	Zimbalist Odhams	1/0	...	XXX	...
49	Connor Lingren	0/0
49	Austin Scheets	0/0
50	Doug Blue-Eli	3/0	XXX	XXX	XXX
51	Luke Lingard	2/0	XXX	XXX	...
52	Ezra Dotson-Oyetade	1/0	...	XXX	...
52	Damonic Williams	3/3	START	START	START
53	John Lanz	3/0	XXX	XXX	XXX
54	Quinton Harris	0/0
54	Luke Splaine	0/0
55	Robby Rochester	3/0	XXX	XXX	XXX
56	Alan Ali	3/3	START	START	START
57	Johnny Hodges	3/3	START	START	START
58	Altrique Barlow	2/0	...	XXX	XXX
59	Blake Jones	0/0
61	Riley Self	0/0
66	Noah Bolticoff	1/0	...	XXX	...
67	Hudson White	0/0
68	Michael Nichols	3/0	XXX	XXX	XXX
69	Gannon Gaubert	0/0
70	Kris Dike	0/0
71	Marcus Williams	1/0	...	XXX	...
72	Jasper Lott	0/0
74	Andrew Coker	3/3	START	START	START
75	Brannon Brown	2/0	...	XXX	XXX
76	Garrett Hayes	2/0	XXX	XXX	...
77	Brandon Coleman	3/3	START	START	START
78	Wes Harris	3/3	START	START	START
79	Steve Avila	3/3	START	START	START
80	D'Andre Rogers	3/0	XXX	XXX	XXX
81	Chase Curtis	3/0	XXX	XXX	XXX
82	Alex Honig	3/0	XXX	XXX	XXX
83	Keagan Cunningham	1/0	...	XXX	...
84	Dominic DiNunzio	3/0	XXX	XXX	XXX
86	Curtis Raymond III	1/0	...	XXX	...
87	Blake Nowell	3/0	XXX	XXX	XXX
88	Quincy Brown	2/0	XXX	XXX	...
89	Stayton Ankrom	0/0
90	Caleb Fox	3/0	XXX	XXX	XXX
91	Tymon Mitchell	3/0	XXX	XXX	XXX
92	Luke Dodds	1/0	...	XXX	...



**2022-23 TCU Football
Games Played
All games**

##	Player	GP-GS	CU	TSU	SMU
93	George Ellis	3/0	XXX	XXX	XXX
94	Michael Ibukin-Okeyode	3/0	XXX	XXX	XXX
95	Terrell Cooper	3/3	START	START	START
96	Lwal Uguak	3/0	XXX	XXX	XXX
97	Easton Black	0/0
97	Paul Oyewale	2/0	...	XXX	XXX
98	Dylan Horton	3/3	START	START	START
98	Logan Frederic	0/0
99	Soni Misi	2/0	XXX	XXX	...
99	Luke Laminack	3/0	XXX	XXX	XXX



2022-23 TCU Football
Team Game-by-Game
All games

Date	Opponent	Rushing				Receiving				Passing				Kick Returns				Punt Returns				tot off		
		no.	yds	td	lg	no.	yds	td	lg	cmp	att	int	yds	td	lg	no.	yds	td	lg	no.	yds		td	lg
09/02/2022	at Colorado	30	275	4	43	15	138	0	20	15	23	0	138	0	20	0	0	0	0	3	72	1	60	413
09/10/2022	Tarleton St.	37	180	3	37	28	450	5	44	28	34	0	450	5	44	3	45	0	22	0	0	0	0	630
09/24/2022	at SMU	35	191	3	63	23	296	3	80	23	30	0	296	3	80	3	85	0	57	1	15	0	15	487
TCU		102	646	10	63	66	884	8	80	66	87	0	884	8	80	6	130	0	57	4	87	1	60	1530
Opponents		94	302	4	24	64	817	4	45	64	116	4	817	4	45	3	78	0	40	0	0	0	0	1119

TCU Averages

Games	Avg/ rush	Avg/ catch	Pass effc	KR avg	PR avg	All purpose avg/game	Total offense avg/game
3	6.3	13.4	191.6	21.7	21.8	601.3	510.0

Date	Opponent	Tackles			Sacks	Fumble	Pass Defense			blkd	PAT attempts			off				
		ua	a	total	tfl-yds	no-yds	ff	fr-yds	int-yds	qbh	brup	kick	kick	rush	rcv	saf	t/o	pts
09/02/2022	at Colorado	40	14	54	6.0-23	2-17	0	0-0	0-0	5	7	0	5-5	0	0	0	0	38
09/10/2022	Tarleton St.	26	24	50	3.0-4	0-0	0	0-0	2-25	5	7	0	6-7	1	0	0	8	59
09/24/2022	at SMU	43	24	67	7.0-27	3-15	0	0-0	2-32	2	4	0	6-6	0	0	0	14	42
TCU		109	62	171	16.0-54	5-32	0	0-0	4-57	12	18	0	17-18	1	0	0	22	139
Opponents		117	60	177	13.0-66	5-42	2	1-0	0-0	4	5	0	7-7	0	0	0	0	64

Date	Opponent	Punting								Field Goals			Kickoffs					
		no.	yds	avg	long	blkd	tb	fc	50+	i20	md-att	long	blkd	no.	yds	avg	tb	ob
09/02/2022	at Colorado	3	124	41.3	47	0	0	2	0	2	1-1	33	0	7	455	65.0	7	0
09/10/2022	Tarleton St.	1	37	37.0	37	0	0	1	0	1	1-2	36	0	10	644	64.4	7	0
09/24/2022	at SMU	4	150	37.5	53	0	0	0	1	2	0-0	0	0	7	406	58.0	4	0
TCU		8	311	38.9	53	0	0	3	1	5	2-3	36	0	24	1505	62.7	18	0
Opponents		14	563	40.2	64	0	4	5	2	3	3-3	47	0	13	660	50.8	4	0



2022-23 TCU Football
Opponents Game-by-Game
All games

Date	Opponent	Rushing				Receiving				Passing				Kick Returns				Punt Returns				tot off		
		no.	yds	td	lg	no.	yds	td	lg	cmp	att	int	yds	td	lg	no.	yds	td	lg	no.	yds		td	lg
09/02/2022	at Colorado	29	113	0	24	26	235	1	35	26	41	0	235	1	35	0	0	0	0	0	0	0	0	348
09/10/2022	Tarleton St.	28	85	1	11	11	210	1	42	11	26	2	210	1	42	3	78	0	40	0	0	0	0	295
09/24/2022	at SMU	37	104	3	22	27	372	2	45	27	49	2	372	2	45	0	0	0	0	0	0	0	0	476
Opponents		94	302	4	24	64	817	4	45	64	116	4	817	4	45	3	78	0	40	0	0	0	0	1119
TCU		102	646	10	63	66	884	8	80	66	87	0	884	8	80	6	130	0	57	4	87	1	60	1530

Opponents Averages

Games	Avg/ rush	Avg/ catch	Pass effc	KR avg	PR avg	All purpose avg/game	Total offense avg/game
3	3.2	12.8	118.8	26.0	0.0	399.0	373.0

Date	Opponent	Tackles			Sacks	Fumble	Pass Defense			blkd	PAT attempts			off				
		ua	a	total	tfl-yds	no-yds	ff	fr-yds	int-yds	qbh	brup	kick	kick	rush	rcv	saf	t/o	pts
09/02/2022	at Colorado	30	12	42	3.0-8	0-0	0	0-0	0-0	2	0	0	1-1	0	0	0	0	13
09/10/2022	Tarleton St.	41	38	79	1.0-5	0-0	1	1-0	0-0	1	3	0	2-2	0	0	0	0	17
09/24/2022	at SMU	46	10	56	9.0-53	5-42	1	0-0	0-0	1	2	0	4-4	0	0	0	0	34
Opponents		117	60	177	13.0-66	5-42	2	1-0	0-0	4	5	0	7-7	0	0	0	0	64
TCU		109	62	171	16.0-54	5-32	0	0-0	4-57	12	18	0	17-18	1	0	0	22	139

Date	Opponent	Punting								Field Goals			Kickoffs					
		no.	yds	avg	long	blkd	tb	fc	50+	i20	md-att	long	blkd	no.	yds	avg	tb	ob
09/02/2022	at Colorado	4	173	43.3	51	0	1	0	1	1	2-2	43	0	4	260	65.0	4	0
09/10/2022	Tarleton St.	6	193	32.2	38	0	1	4	0	1	1-1	47	0	4	164	41.0	0	0
09/24/2022	at SMU	4	197	49.3	64	0	2	1	1	1	0-0	0	0	5	236	47.2	0	0
Opponents		14	563	40.2	64	0	4	5	2	3	3-3	47	0	13	660	50.8	4	0
TCU		8	311	38.9	53	0	0	3	1	5	2-3	36	0	24	1505	62.7	18	0



2022-23 TCU Football
Red-Zone Results
All games

TCU Inside Opponent Red-Zone

Date	Opponent	Score	Times In RZ	Times Scored	Total		Rush	Pass	FGs	Failed to score inside RZ					
					Pts	TDs	TDs	TDs	Made	FGA	Down	Int	Fumb	Half	Game
09/02/2022	at Colorado	W 38-13	3	3	17	2	2	0	1	1	0	0	0	0	0
09/10/2022	Tarleton St.	W 59-17	9	7	45	6	2	4	1	2	0	0	1	0	0
09/24/2022	at SMU	W 42-34	3	3	21	3	1	2	0	0	0	0	0	0	0
Totals 13 of 15 (86.7%)			15	13	83	11	5	6	2	3	0	0	1	0	0

Opponents Inside TCU Red-Zone

Date	Opponent	Score	Times In RZ	Times Scored	Total		Rush	Pass	FGs	Failed to score inside RZ					
					Pts	TDs	TDs	TDs	Made	FGA	Down	Int	Fumb	Half	Game
09/02/2022	Colorado	W 38-13	3	2	6	0	0	0	2	2	1	0	0	0	0
09/10/2022	Tarleton St.	W 59-17	1	1	7	1	1	0	0	0	0	0	0	0	0
09/24/2022	SMU	W 42-34	4	4	27	4	3	1	0	0	0	0	0	0	0
Totals 7 of 8 (87.5%)			8	7	40	5	4	1	2	2	1	0	0	0	0



2022-23 TCU Football
By Quarter Statistics
All games

3rd-Down Conversions

Date	Opponent	Score	Overall	1st Qtr	2nd Qtr	3rd Qtr	4th Qtr	Overtime
09/02/2022	at Colorado	W 38-13	5-11 45.5	0-2 0.0	1-3 33.3	3-4 75.0	1-2 50.0	0-0 0.0
09/10/2022	Tarleton St.	W 59-17	7-12 58.3	2-4 50.0	3-4 75.0	1-2 50.0	1-2 50.0	0-0 0.0
09/24/2022	at SMU	W 42-34	5-11 45.5	1-2 50.0	1-2 50.0	1-3 33.3	2-4 50.0	0-0 0.0
TCU			17-34 50.0	3-8 37.5	5-9 55.6	5-9 55.6	4-8 50.0	0-0 0.0
Opponents			20-46 43.5	4-11 36.4	7-15 46.7	5-12 41.7	4-8 50.0	0-0 0.0

4th-Down Conversions

Date	Opponent	Score	Overall	1st Qtr	2nd Qtr	3rd Qtr	4th Qtr	Overtime
09/02/2022	at Colorado	W 38-13	2-2 100.0	0-0 0.0	1-1 100.0	0-0 0.0	1-1 100.0	0-0 0.0
09/10/2022	Tarleton St.	W 59-17	2-2 100.0	1-1 100.0	0-0 0.0	1-1 100.0	0-0 0.0	0-0 0.0
09/24/2022	at SMU	W 42-34	0-1 0.0	0-0 0.0	0-1 0.0	0-0 0.0	0-0 0.0	0-0 0.0
TCU			4-5 80.0	1-1 100.0	1-2 50.0	1-1 100.0	1-1 100.0	0-0 0.0
Opponents			4-7 57.1	0-1 0.0	2-3 66.7	1-1 100.0	1-2 50.0	0-0 0.0

Time of Possession

Date	Opponent	Score	Overall	1st Qtr	2nd Qtr	3rd Qtr	4th Qtr	Overtime
09/02/2022	at Colorado	W 38-13	26:42	02:37	05:15	09:39	09:11	00:00
09/10/2022	Tarleton St.	W 59-17	34:42	09:35	10:37	04:44	09:46	00:00
09/24/2022	at SMU	W 42-34	31:18	09:34	04:10	05:37	11:57	00:00
TCU			Total 92:42	21:46	20:02	20:00	30:54	00:00
			Avg. 30:54	07:15	06:41	06:40	10:18	00:00
Opponents			Total 87:18	19:10	29:02	20:28	18:38	00:00
			Avg. 29:06	06:23	09:41	06:49	06:13	00:00



**2022-23 TCU Football
Team Game-by-Game Comparison
All games**

Opponent	Score	First Downs			Rushing Number-Yards	Passing		Total Offense Plays-Yards	Return Yards	Turn- Overs	
		Total	Rush	Pass		Pen	Comp-Att.-Int				Yards
Colorado	38-13	17 / 20	10 / 8	7 / 11	0 / 1	30-275 / 29-113	15-23-0 / 26-41-0	138 / 235	53-413 / 70-348	72 / 0	0 / 0
Tarleton St.	59-17	28 / 13	8 / 5	20 / 8	0 / 0	37-180 / 28-85	28-34-0 / 11-26-2	450 / 210	71-630 / 54-295	70 / 78	1 / 2
SMU	42-34	21 / 27	9 / 6	11 / 17	1 / 4	35-191 / 37-104	23-30-0 / 27-49-2	296 / 372	65-487 / 86-476	132 / 0	0 / 2
Totals	139-64	66 / 60	27 / 19	38 / 36	1 / 5	102-646 / 94-302	66-87-0 / 64-116-4	884 / 817	189-1530 / 210-1119	274 / 78	1 / 4

Opponents	3rd Down Conversion	4th Down Conversion	Time of Possession	TOP Margin	Avg Yds/Rush	Avg Yds/Pass	Avg Yds/Play	Punting Number-Avg	Penalties Number-Yards	Sacks
Colorado	5-11 / 6-15	2-2 / 0-3	26:42 / 33:18	-06:36	9.2 / 3.9	6.0 / 5.7	7.8 / 5.0	3-41.3 / 4-43.3	7-60.0 / 5-30.0	2 / 0
Tarleton St.	7-12 / 4-11	2-2 / 0-0	34:42 / 25:18	09:24	4.9 / 3.0	13.2 / 8.1	8.9 / 5.5	1-37.0 / 6-32.2	3-20.0 / 4-20.0	0 / 0
SMU	5-11 / 10-20	0-1 / 4-4	31:18 / 28:42	02:36	5.5 / 2.8	9.9 / 7.6	7.5 / 5.5	4-37.5 / 4-49.3	10-94.0 / 3-25.0	3 / 5
Totals	17-34 / 20-46	4-5 / 4-7	92:42 / 87:18	05:24	6.3 / 3.2	10.2 / 7.0	8.1 / 5.3	8-38.9 / 14-40.2	20-174.0 / 12-75.0	5 / 5

Note: Game totals are displayed in the format TEAM/OPPONENT for each category



2022-23 TCU Football
Team Game Highs
All games

TCU - Game Highs

RUSHES	37	Tarleton St. (09/10/2022)
YARDS RUSHING	275	at Colorado (09/02/2022)
YARDS PER RUSH	9.2	at Colorado (09/02/2022)
TD RUSHES	4	at Colorado (09/02/2022)
PASS ATTEMPTS	34	Tarleton St. (09/10/2022)
PASS COMPLETIONS	28	Tarleton St. (09/10/2022)
YARDS PASSING	450	Tarleton St. (09/10/2022)
YARDS PER PASS	13.2	Tarleton St. (09/10/2022)
TD PASSES	5	Tarleton St. (09/10/2022)
TOTAL PLAYS	71	Tarleton St. (09/10/2022)
TOTAL OFFENSE	630	Tarleton St. (09/10/2022)
YARDS PER PLAY	8.9	Tarleton St. (09/10/2022)
POINTS	59	Tarleton St. (09/10/2022)
SACKS BY	3	at SMU (09/24/2022)
FIRST DOWNS	28	Tarleton St. (09/10/2022)
PENALTIES	10	at SMU (09/24/2022)
PENALTY YARDS	94	at SMU (09/24/2022)
TURNOVERS	1	Tarleton St. (09/10/2022)
PUNTS	4	at SMU (09/24/2022)
PUNTING AVG	41.3	at Colorado (09/02/2022)
LONG PUNT	53	at SMU (09/24/2022)
PUNTS INSIDE 20	2	at SMU (09/24/2022)
	2	at Colorado (09/02/2022)
LONG PUNT RETURN	60	at Colorado (09/02/2022)



2022-23 TCU Football
Opponent Match Highs
All games

Opponent - Game Highs

RUSHES	37	at SMU (09/24/2022)
YARDS RUSHING	113	at Colorado (09/02/2022)
YARDS PER RUSH	3.9	at Colorado (09/02/2022)
TD RUSHES	3	at SMU (09/24/2022)
PASS ATTEMPTS	49	at SMU (09/24/2022)
PASS COMPLETIONS	27	at SMU (09/24/2022)
YARDS PASSING	372	at SMU (09/24/2022)
YARDS PER PASS	8.1	Tarleton St. (09/10/2022)
TD PASSES	2	at SMU (09/24/2022)
TOTAL PLAYS	86	at SMU (09/24/2022)
TOTAL OFFENSE	476	at SMU (09/24/2022)
YARDS PER PLAY	5.5	at SMU (09/24/2022)
POINTS	34	at SMU (09/24/2022)
SACKS BY	5	at SMU (09/24/2022)
FIRST DOWNS	27	at SMU (09/24/2022)
PENALTIES	5	at Colorado (09/02/2022)
PENALTY YARDS	30	at Colorado (09/02/2022)
TURNOVERS	2	at SMU (09/24/2022)
	2	Tarleton St. (09/10/2022)
PUNTS	6	Tarleton St. (09/10/2022)
PUNTING AVG	49.3	at SMU (09/24/2022)
LONG PUNT	64	at SMU (09/24/2022)
PUNTS INSIDE 20	1	at SMU (09/24/2022)
	1	Tarleton St. (09/10/2022)
	1	at Colorado (09/02/2022)
LONG PUNT RETURN	0	at SMU (09/24/2022)
	0	Tarleton St. (09/10/2022)
	0	at Colorado (09/02/2022)



2022-23 TCU Football
Team Match Lows
All games

TCU - Game Lows

RUSHES	30	at Colorado (09/02/2022)
YARDS RUSHING	180	Tarleton St. (09/10/2022)
YARDS PER RUSH	4.9	Tarleton St. (09/10/2022)
TD RUSHES	3	at SMU (09/24/2022)
	3	Tarleton St. (09/10/2022)
PASS ATTEMPTS	23	at Colorado (09/02/2022)
PASS COMPLETIONS	15	at Colorado (09/02/2022)
YARDS PASSING	138	at Colorado (09/02/2022)
YARDS PER PASS	6.0	at Colorado (09/02/2022)
TD PASSES	0	at Colorado (09/02/2022)
TOTAL PLAYS	53	at Colorado (09/02/2022)
TOTAL OFFENSE	413	at Colorado (09/02/2022)
YARDS PER PLAY	7.5	at SMU (09/24/2022)
POINTS	38	at Colorado (09/02/2022)
SACKS BY	0	Tarleton St. (09/10/2022)
FIRST DOWNS	17	at Colorado (09/02/2022)
PENALTIES	3	Tarleton St. (09/10/2022)
PENALTY YARDS	20	Tarleton St. (09/10/2022)
INTERCEPTIONS BY	0	at Colorado (09/02/2022)
PUNTS	1	Tarleton St. (09/10/2022)
PUNTING AVG	37.0	Tarleton St. (09/10/2022)
LONG PUNT	37	Tarleton St. (09/10/2022)
PUNTS INSIDE 20	1	Tarleton St. (09/10/2022)
LONG PUNT RETURN	0	Tarleton St. (09/10/2022)



2022-23 TCU Football
Opponent Match Lows
All games

Opponent - Game Lows

RUSHES	28	Tarleton St. (09/10/2022)
YARDS RUSHING	85	Tarleton St. (09/10/2022)
YARDS PER RUSH	2.8	at SMU (09/24/2022)
TD RUSHES	0	at Colorado (09/02/2022)
PASS ATTEMPTS	26	Tarleton St. (09/10/2022)
PASS COMPLETIONS	11	Tarleton St. (09/10/2022)
YARDS PASSING	210	Tarleton St. (09/10/2022)
YARDS PER PASS	5.7	at Colorado (09/02/2022)
TD PASSES	1	at Colorado (09/02/2022)
	1	Tarleton St. (09/10/2022)
TOTAL PLAYS	54	Tarleton St. (09/10/2022)
TOTAL OFFENSE	295	Tarleton St. (09/10/2022)
YARDS PER PLAY	5.0	at Colorado (09/02/2022)
POINTS	13	at Colorado (09/02/2022)
SACKS BY	0	at Colorado (09/02/2022)
	0	Tarleton St. (09/10/2022)
FIRST DOWNS	13	Tarleton St. (09/10/2022)
PENALTIES	3	at SMU (09/24/2022)
PENALTY YARDS	20	Tarleton St. (09/10/2022)
INTERCEPTIONS BY	0	at SMU (09/24/2022)
	0	Tarleton St. (09/10/2022)
	0	at Colorado (09/02/2022)
PUNTS	4	at SMU (09/24/2022)
	4	at Colorado (09/02/2022)
PUNTING AVG	32.2	Tarleton St. (09/10/2022)
LONG PUNT	38	Tarleton St. (09/10/2022)
PUNTS INSIDE 20	1	at SMU (09/24/2022)
	1	Tarleton St. (09/10/2022)
	1	at Colorado (09/02/2022)
LONG PUNT RETURN	0	at SMU (09/24/2022)
	0	Tarleton St. (09/10/2022)
	0	at Colorado (09/02/2022)



**2022-23 TCU Football
Individual Game Highs
All games**

TCU - Individual Game Highs

RUSHES	17	Kendre Miller at SMU (09/24/2022)
YARDS RUSHING	142	Kendre Miller at SMU (09/24/2022)
TD RUSHES	2	Emari Demercado at SMU (09/24/2022)
LONG RUSH	63	Emari Demercado at SMU (09/24/2022)
PASS ATTEMPTS	29	Max Duggan at SMU (09/24/2022)
	29	Max Duggan vs Tarleton St. (09/10/2022)
PASS COMPLETIONS	23	Max Duggan vs Tarleton St. (09/10/2022)
YARDS PASSING	390	Max Duggan vs Tarleton St. (09/10/2022)
TD PASSES	5	Max Duggan vs Tarleton St. (09/10/2022)
LONG PASS	80	Max Duggan at SMU (09/24/2022)
RECEPTIONS	5	Jordan Hudson vs Tarleton St. (09/10/2022)
YARDS RECEIVING	78	Derius Davis at SMU (09/24/2022)
TD RECEPTIONS	2	Quincy Brown vs Tarleton St. (09/10/2022)
LONG RECEPTION	80	Derius Davis at SMU (09/24/2022)
PUNTS	4	Jordy Sandy at SMU (09/24/2022)
PUNTING AVG	41.3	Jordy Sandy at Colorado (09/02/2022)
LONG PUNT	53	Jordy Sandy at SMU (09/24/2022)
PUNTS INSIDE 20	2	Jordy Sandy at SMU (09/24/2022)
	2	Jordy Sandy at Colorado (09/02/2022)
LONG PUNT RETURN	60	Derius Davis at Colorado (09/02/2022)
LONG KICKOFF RETURN	57	Derius Davis at SMU (09/24/2022)
TACKLES	9	Mark Perry at SMU (09/24/2022)
SACKS	1	Johnny Hodges at SMU (09/24/2022)
	1	Tymon Mitchell at SMU (09/24/2022)
	1	Damonic Williams at Colorado (09/02/2022)
	1	Dee Winters at Colorado (09/02/2022)
TACKLES FOR LOSS	2.5	Dee Winters at Colorado (09/02/2022)



**2022-23 TCU Football
Opponent Individual Match Highs
All games**

Opponent - Individual Game Highs

RUSHES	19	Tre Siggers at SMU (09/24/2022)
YARDS RUSHING	60	Tre Siggers at SMU (09/24/2022)
TD RUSHES	3	Tre Siggers at SMU (09/24/2022)
LONG RUSH	24	Brendon Lewis at Colorado (09/02/2022)
PASS ATTEMPTS	49	Tanner Mordecai at SMU (09/24/2022)
PASS COMPLETIONS	27	Tanner Mordecai at SMU (09/24/2022)
YARDS PASSING	372	Tanner Mordecai at SMU (09/24/2022)
TD PASSES	2	Tanner Mordecai at SMU (09/24/2022)
LONG PASS	45	Tanner Mordecai at SMU (09/24/2022)
RECEPTIONS	8	Jake Bailey at SMU (09/24/2022)
YARDS RECEIVING	163	Jake Bailey at SMU (09/24/2022)
TD RECEPTIONS	1	Rashee Rice at SMU (09/24/2022)
	1	Jake Bailey at SMU (09/24/2022)
	1	Darius Cooper vs Tarleton St. (09/10/2022)
	1	Jordyn Tyson at Colorado (09/02/2022)
LONG RECEPTION	45	Jake Bailey at SMU (09/24/2022)
FIELD GOALS	2	Cole Becker at Colorado (09/02/2022)
LONG FIELD GOALS	47	Adrian Guzman vs Tarleton St. (09/10/2022)
PUNTS	6	Jake Walrath vs Tarleton St. (09/10/2022)
PUNTING AVG	49.3	Ryan Bujcevski at SMU (09/24/2022)
LONG PUNT	64	Ryan Bujcevski at SMU (09/24/2022)
PUNTS INSIDE 20	1	Ryan Bujcevski at SMU (09/24/2022)
	1	Jake Walrath vs Tarleton St. (09/10/2022)
	1	Ashton Logan at Colorado (09/02/2022)
LONG PUNT RETURN	none	
LONG KICKOFF RETURN	40	Deangelo Rosemond vs Tarleton St. (09/10/2022)
TACKLES	11	D.J. Harris vs Tarleton St. (09/10/2022)
SACKS	3	Nelson Paul at SMU (09/24/2022)
TACKLES FOR LOSS	3	Nelson Paul at SMU (09/24/2022)
INTERCEPTIONS	none	