

2022

TCU FOOTBALL

FACT BOOK

O BLAIR CONWRIGHT
WIDE RECEIVER
6-0 • 190 • JUNIOR



O LANDYN WATSON
LINEBACKER
6-3 • 225 • REDSHIRT FRESHMAN



CAREER HONORS

2019-20 Academic All-Big 12 Rookie Team

2021 | SOPHOMORE

Ranked fourth on TCU with 14 receptions and 257 yards receiving ... tied for second with two touchdown catches ... a 47-yard scoring grab at Iowa State marked the longest reception of his career ... had a season-best three catches for 52 yards, including a 30-yard touchdown, in the 34-32 win over Cal ... also had three receptions for 46 yards while playing in his hometown in the 52-31 victory at Texas Tech ... had two catches for 42 yards in the 30-28 win over No. 12 Baylor ... played in all 12 games with at least one reception in eight contests.

2020 | REDSHIRT FRESHMAN

Placed third on TCU with 17 receptions ... played in eight games with seven starts ... had at least one reception in six contests ... totaled a career-best six catches for 60 yards against Kansas State ... had a career-high 74 yards receiving, including a 31-yard touchdown for his first collegiate score, on three catches against Iowa State ... also had three receptions at West Virginia ... caught two passes for 42 yards in the 33-31 win at No. 9 Texas.

2019 | REDSHIRT

Saw action in three games to preserve a redshirt season ... played in consecutive contests against Kansas, Iowa State and Kansas State ... all three of his season receptions, for 25 yards, came in the 51-14 win over Kansas.

HIGH SCHOOL

A three-star recruit ... listed as the No. 77 wide receiver in the nation and the No. 70 overall player in Texas by 247Sports ... had 105 receptions for 1,540 yards and 25 touchdowns as a senior ... totaled 185 catches for 3,179 yards and 48 touchdowns over his junior and senior years combined ... earned Associated Press Class 5A second-team all-state honors as a junior ... chose TCU over Kansas, SMU, Air Force and Cornell.

2021 | REDSHIRT

Played in one game ... saw action in the season opener against Duquesne.

HIGH SCHOOL

An ESPN four-star recruit ... rated by ESPN as the No. 54 player in the state of Texas ... the No. 5 weakside defensive end in Texas and No. 32 in the nation in the 247Sports composite rankings ... also the No. 70 player in Texas by 247Sports ... concluded his high school career with 143 tackles and 19.5 sacks ... selected to the Texas preseason all-state second team heading into his senior year ... named the 2019 Texas District 11-5A D-1 Defensive Lineman of the Year ... finished his junior season with 50 tackles, seven sacks and two fumbles returned for touchdowns ... earned first-team all-district honors in 2018 ... chose TCU over LSU, Notre Dame, Tennessee, Michigan State, Penn State and many others.

1

QUENTIN JOHNSTON

WIDE RECEIVER
6-4 • 215 • JUNIOR



CAREER HONORS

- 2021 First-Team All-Big 12
- 2021 Earl Campbell Tyler Rose Award Honorable Mention List, vs. Baylor
- 2021 Earl Campbell Tyler Rose Award Honorable Mention List, vs. Oklahoma
- 2021 Earl Campbell Tyler Rose Award Honorable Mention List, vs. Cal
- 2020 Honorable-Mention All-Big 12

2021 | SOPHOMORE

Led TCU in receiving yards (634), yards per reception (19.2) and touchdown catches (6) ... placed second in receptions (33) ... played in nine games, missing three due to injury ... topped 100 yards receiving on three occasions, all in his final five games ... had a career day at Oklahoma with seven receptions for 185 yards and three touchdowns ... the scoring grabs came from 20, 75 and 25 yards ... the 25-yard reception was the No. 2 Collegiate Play of the Year on ESPN's You Got Mossed! ... the 185 yards receiving were the most by a Horned Frog since Taj Williams had 210 versus Oklahoma in 2016 ... was the first Horned Frog with three touchdown catches in a game since KaVontae Turpin had four against Texas in 2015 ... also topped 100 yards receiving against Baylor (142) and West Virginia (113) ... the 142 yards in the 30-28 win over Baylor came on five receptions, including a fourth quarter 19-yard touchdown ... also had a 53-yard reception in the contest ... the five catches against West Virginia included a 49-yard snag ... had second-half scoring grabs of 18 and 45 yards as part of five receptions for 95 yards in the 34-32 victory over Cal.

2020 | FRESHMAN

His team-best 22.1 yards per catch average was the highest by a true freshman in Big 12 history (minimum 20 receptions) ... the 22.1 mark was also second nationally since 2008 for a true freshman at a Power 5 program while also setting a TCU season record (min. 20 catches) ... became the first TCU true freshman in at least the last 25 seasons with back-to-back 100-yard receiving games when he went for 114 and 133 yards in the final two contests versus Oklahoma State and Louisiana Tech, respectively ... had his two longest receptions of the season in those games, 58 yards against OSU and 76 versus LA Tech ... the 133 yards on five receptions, including a 76-yard touchdown, versus LA Tech were the most by a Horned Frog since Taye Barber totaled 137 on eight catches in a 2019 win at Texas Tech ... became the first Horned Frog with consecutive 100-yard

receiving games since Josh Doctson had a school record six straight in 2015 ... one of three FBS true freshmen with back-to-back 100-yard receiving games with the others being Mississippi State's Jaden Walley and LSU's Kayshon Boutte ... the first Big 12 true freshman with consecutive 100-yard receiving games since Baylor's K.D. Cannon from Sept. 6-12, 2014 ... led TCU with 487 yards receiving on the season ... his first collegiate touchdown came on his second career catch, a 37-yard scoring grab in the season opener against Iowa State ... his 114 yards versus Oklahoma State were on three receptions, including a 58-yard snag ... had a 50-yard reception as part of three catches for 70 yards in the 33-31 win at No. 9 Texas ... totaled four receptions for 40 yards against Oklahoma and then three catches for 64 yards the following week in the 33-23 win at Baylor.

HIGH SCHOOL

Four-star signee ... second-highest rated recruit in the 20 classes of the Gary Patterson head coaching era at TCU ... ranked by 247Sports as the nation's No. 13 wide receiver and No. 9 overall player in the state of Texas ... rated the No. 69 recruit in the country ... the No. 58 player in the ESPN 300 ... chose TCU over Texas ... also had offers from the likes of Oklahoma, Baylor, Notre Dame, Virginia Tech and Nebraska.

**1 TRE'VIUS
HODGES-TOMLINSON**
CORNERBACK
5-9 • 180 • SENIOR



CAREER HONORS

- 2021 First-Team All-Big 12
- 2021 First-Team AP All-Big 12
- 2021 Big 12 Defensive Player of the Week, vs. Texas Tech
- 2020 First-Team All-American, Pro Football Focus
- 2020 Second-Team All-American, Associated Press
- 2020 First-Team All-Big 12
- 2020 First-Team AP All-Big 12

2021 | JUNIOR

Earned first team All-Big 12 honors for the second straight season ... despite teams consistently throwing away from him, he had a team-best seven pass breakups and two forced fumbles ... also tied for the TCU lead with two interceptions, including one returned 29 yards for a touchdown at Texas Tech ... added four tackles in the 52-31 win in Lubbock ... sixth on the team with 42 stops for the season, more than his first two years combined (34) ... had a stretch where he tied or set a career-high in tackles in three consecutive games ... equaled a career-high with six stops while adding a pass breakup in the 34-32 win over Cal ... set a new career best the next game with seven tackles, including two for loss, versus SMU ... exclusively a cornerback in his TCU career, he moved to safety midway through the Texas game when TCU became thin at the position ... responded with a career-high 10 tackles while forcing a fumble ... also forced a fumble to go with three tackles and a pass breakup at Oklahoma State ... recorded six tackles, all solo, and two pass breakups in the 31-28 victory against Kansas ... had at least one PBU in each of the last five games.

2020 | SOPHOMORE

Named to multiple All-America teams ... rated by Pro Football Focus as the nation's highest-graded cornerback in coverage at 90.6, allowing just 12 catches on 45 targets over the final nine games of the season ... PFF had him forcing tight coverage on over 57 percent of his targets, the highest rate in the country among Power Five cornerbacks ... his 13 pass breakups led the Big 12 and were second nationally ... started all 10 games ... had a career-best three pass breakups against Texas, Texas Tech, West Virginia and Oklahoma State ... the Horned Frogs went 3-1 in those contests ... totaled a career-high six tackles in the 29-22 win over OSU ... had a quarterback hurry to go with three stops in the 34-18 victory against the Red Raiders ... had five tackles and a pass breakup versus Oklahoma ... recorded four tackles against Iowa State and Texas ... totaled 26 stops on the season.

2019 | FRESHMAN

Played in all 12 games ... made his first career start in the Baylor contest ... had three tackles and a pass breakup against the Bears ... also totaled three stops at Oklahoma ... recorded eight tackles, including seven solo, on the season.

HIGH SCHOOL

Three-star recruit ... rated by 247Sports as the No. 15 safety in Texas and No. 103 in the nation ... rated the No. 156 overall player in Texas ... totaled 155 tackles, six pass breakups and five interceptions in his prep career ... first-team All-District 12-6A ... nephew of TCU football legend, Board of Trustee member and Pro Football Hall of Famer LaDainian Tomlinson ... chose TCU over Baylor, Kansas State and Iowa State.

2

CHANDLER MORRIS
QUARTERBACK
6-0 • 195 • REDSHIRT FRESHMAN



CAREER HONORS

- 2021 Big 12 Offensive Player of the Week, vs. Baylor
- 2021 Manning Award Star of the Week, vs. Baylor
- 2021 Earl Campbell Tyler Rose Award Player of the Week, vs. Baylor

2021 | REDSHIRT

Played in four games, preserving a redshirt season ... made his first career start in the 30-28 win over Baylor and earned Big 12 Offensive Player of the Week honors after totaling 531 yards of offense (461 passing, 70 rushing), the second-best total in TCU history ... the 461 yards passing were the fourth-most in a game by a Horned Frog and ranked third in Big 12 history for a player in his first career start ... it was also the third-most nationally since 2012 for a player in his first career start, trailing only Kenny Hill, his position coach, who had 511 in 2014 ... had TCU's first 400-yard passing game since Hill threw for 449 versus Oklahoma in 2016 ... scored his first touchdown as a Horned Frog in the Baylor game on a 12-yard first-quarter keeper, finishing the contest with 70 yards rushing on 11 carries ... also had a 7-yard reception in the game ... started the following week at Oklahoma State before a season-ending injury ... made his TCU debut in the opener against Duquesne and had a 20-yard touchdown pass on his first career attempt ... came off-the-bench to complete 9-of-14 passes for 111 yards while rushing for 38 yards on eight carries at Kansas State.

2020 | FRESHMAN (OKLAHOMA)

Saw action in five games at quarterback ... completed 3-of-5 passes for 39 yards and rushed five times for 44 yards and two touchdowns ... completed 1-of-2 pass attempts for 2 yards in a 55-20 Cotton Bowl win over No. 10 Florida ... scored on a 2-yard touchdown run on the first drive of the Big 12 Championship win over No. 8 Iowa State ... ran for a 13-yard touchdown versus Kansas ... rushed once for 4 yards at Texas Tech ... completed both pass attempts for 37 yards (14 and 23) and rushed twice for 25 yards in his collegiate debut against Missouri State.

HIGH SCHOOL

An Under Armour All-American ... four-star quarterback by ESPN and three-star prospect by 247Sports and Rivals ... ranked as the No. 196 recruit in the country by ESPN and No. 517 by 247Sports ... the No. 7 dual-threat quarterback by ESPN and No. 17 by 247Sports ... the No. 32

recruit in the state of Texas by ESPN, No. 66 by 247Sports and No. 109 by Rivals ... went 27-2 as a starter his final two seasons when he accounted for 7,694 passing yards, 88 passing touchdowns, 1,286 rushing yards and 37 rushing TDs ... led Highland Park to a 16-0 record and Class 5A-1 state title as a junior in 2018 when he threw for 4,036 yards and 46 touchdowns with just six interceptions ... completed 64.4 percent of his passes ... ran for 651 yards and 20 scores ... named state championship game Most Valuable Player after completing 23-of-35 passes for 262 yards and three touchdowns in a 27-17 win over Alvin Shadow Creek ... threw for 3,658 yards and 42 touchdowns as a senior in 2019 while adding 635 rushing yards and 17 scores en route to being named district MVP by coaches ... his father, Chad, is a longtime football coach and former head coach at SMU and Arkansas ... originally chose Oklahoma over Arkansas, Auburn, USC and many others.

2

KEE'YON STEWART
CORNERBACK
6-0 • 185 • JUNIOR



3

MARK PERRY
SAFETY
6-0 • 215 • JUNIOR



2021 | REDSHIRT

Played in three games with a start against Kansas ... sidelined by injury the opening eight contests ... totaled five tackles on the season, all solo stops ... in his season debut, the 30-28 win over Baylor, he had an end-zone interception for his first career pick ... recorded a season-best three tackles and a pass breakup in the 31-28 victory against Kansas.

2020 | SOPHOMORE

Played in the opening five games before a season-ending injury ... made his lone start in his final contest, the 33-23 win at Baylor ... recorded his first career sack in the game while totaling three tackles to go with a pass breakup ... totaled a season-best four stops, including one for loss, the previous week against Oklahoma.

2019 | FRESHMAN

Saw action in nine games with six starts ... made his first start in his collegiate debut, the season opener against Arkansas-Pine Bluff ... became the first TCU true freshman to start at cornerback since Julius Lewis in 2015 ... had a tackle and two pass breakups versus UAPB ... started the opening three games of the season ... recorded a season-high four tackles on three occasions ... had four stops and a PBU in the 34-13 win over Purdue and at Oklahoma ... also had four solo stops while making a start in the 37-27 victory over No. 15 Texas ... 14 of his 18 tackles on the season were solo stops.

HIGH SCHOOL

Three-star recruit ... ranked as the No. 12 cornerback in Texas and No. 100 in the nation ... the No. 146 overall player in Texas ... helped lead North Shore to the Texas Class 6A Division I state championship as a senior ... selected TCU over Texas Tech, Louisville and Utah.

Played in all 12 games and had a team-best three interceptions ... placed third on the Buffaloes with 72 tackles, including two for loss ... tied for third with four pass breakups ... totaled a career-high 11 tackles to go with a fumble recovery on just 55 snaps against USC ... had nine tackles, including one for loss, the previous game versus Arizona State ... also had eight stops, seven solo, and a pass breakup against Minnesota ... all three of his interceptions were in the final seven games ... had picks against Arizona, UCLA and Utah ... posted seven tackles against Oregon.

2020 | SOPHOMORE (COLORADO)

Played in all five regular season games before missing the Alamo Bowl ... made starts against UCLA and Arizona, totaling a season-high three tackles in both games ... also had three stops and a pass breakup versus Stanford ... totaled 10 tackles on the year, including one that saved a touchdown ... played 253 snaps for the season ... saw extensive action on special teams with a critical field goal block against San Diego State ... a member of Colorado's track and field team in Spring 2021 ... competed in the 100 meters and 4x100 ... ran the second leg on the 4x100 team that posted a time of 40.11 at the Air Force Twilight Open for the sixth-best mark in Colorado history ... ran the 4x100 two other times, winning the CU Invitational with a mark of 41.83 and coming in eighth with a 40.75 at the Pac-12 Championships ... ran the 100 meters four times with a best of 10.65, the top mark of any Colorado runner in 2021 and winning the event at the CU Invitational ... other 100-meter times included 10.71 to win at the Air Force Twilight Open and 10.73 to finish second at the Jerry Quiller Classic.

2019 | FRESHMAN (COLORADO)

Played in the final nine games of the season with a start at Washington State ... recorded three tackles and a pass breakup against the Cougars in his first collegiate start ... totaled 12 tackles on the season with four for loss, 1.5 sacks, three quarterback pressures and three PBUs ... all three of his tackles against Washington went for a loss with 1.5 sacks ... named Colorado's Special Teams Player of the Week in the Oregon game.

HIGH SCHOOL

Four-star prospect by 247Sports which ranked him as the No. 48 safety in the nation and No. 78 player in California ... first-team All-CIF and All-Baseline League ... Most Valuable Player of the Rancho Cucamonga team that won the league championship his senior year ... rushed for 905 yards and 14 touchdowns on an 8.7 per carry mark ... added 13 catches for 120 yards and a touchdown ... posted 57 tackles, including three for loss, four pass breakups, a quarterback hurry and forced fumble ... earned all-league honors as a junior when he had 19 tackles, including one for loss ... attended Etiwanta High School as a sophomore where he played wide receiver and had 12 catches for 214 yards and a touchdown.

3 EMARI DEMERCADO

RUNNING BACK
5-11 • 210 • SENIOR



CAREER HONORS

- 2021 First-Team Academic All-Big 12
- 2019 First-Team Academic All-Big 12

2021 | SENIOR

Placed third on TCU in rushing with 446 yards on a 4.6 per carry average ... ran for four touchdowns ... TCU's lone available scholarship running back in multiple games late in the season ... responded with the top-two rushing performances of his career ... ran for a career-best 90 yards on 14 carries, including a 13-yard touchdown and career long 35-yard gain, at Oklahoma State ... came back the next week with 89 yards on 18 attempts in the 31-28 win over Kansas ... had a career-best 19 carries in the 30-28 victory over Baylor while his four receptions for 55 yards were one short of a career high ... had at least 14 rushing attempts in each of the last four games of the season ... had a 2-yard scoring run in the opener against Duquesne for his first career touchdown ... ran for 57 yards on seven carries at Oklahoma ... equaled a season-high with four receptions while rushing for 65 yards at Iowa State ... all 12 of his season receptions came in the final five games ... the 12 catches tied for the team lead among running backs.

2020 | JUNIOR

Appeared in eight games with starts against Texas and West Virginia ... placed fifth on the team with 199 yards rushing on a 4.3 per carry average ... his 10 receptions ranked sixth on TCU and topped all running backs ... ran for a season-high 54 yards on 13 carries in the 52-10 win over Louisiana Tech in the regular-season finale ... also had a reception in the game ... totaled a career-best five catches for 42 yards while adding a team-high 39 yards rushing on eight carries in the season opener against Iowa State ... the five catches against the Cyclones equaled his career total entering the game ... also had four receptions for 66 yards, including a career-long 52-yard catch, at West Virginia ... ran for 33 yards on six carries in the 59-23 win at Kansas.

2019 | REDSHIRT

Played in four games, preserving a redshirt season ... his action came in the opening four contests ... rushed for a season-best 33 yards, including a season-long 20-yard gain, on six carries in the 34-13 win at Purdue ... totaled 65 yards on the season.

2018 | SOPHOMORE

Placed fourth on TCU with 224 yards rushing ... saw action in all 13 games with his lone start coming in the regular-season finale versus Oklahoma State ... had a career-best game in the 16-9 win over Baylor, rushing for 60 yards on 15 carries as the Horned Frogs' last remaining scholarship running back ... added two receptions in the game ... ran for 51 yards on 13 attempts in the Cheez-It Bowl victory over Cal ... totaled 57 yards on eight carries and a career-long 41-yard kickoff return in his TCU debut in the season opener versus Southern ... also had a 31-yard kickoff return against Oklahoma ... totaled five receptions on the season ... had two catches at West Virginia.

PRIOR TO TCU (SADDLEBACK COLLEGE)

Rushed for 1,026 yards and 15 touchdowns at Saddleback College in Mission Viejo, Calif., as a freshman in 2017 ... Also caught 54 passes for 443 yards and two touchdowns ... Led the Gauchos to an 8-3 record and a place in the Southern California Regional Playoffs ... Named All-America by the California Community College Football Coaches Association and the JC Athletic Bureau ... also named All-National Division Southern League First Team.

4

TAYE BARBER

WIDE RECEIVER
5-10 • 190 • SENIOR



CAREER HONORS

- 2021 Honorable-Mention All-Big 12
- 2021 Second-Team Academic All-Big 12
- 2020 Honorable-Mention All-Big 12
- 2020 Second-Team Academic All-Big 12
- 2019 Honorable-Mention All-Big 12

2021 | SENIOR

Placed third on TCU with 30 receptions, 514 yards and two touchdown catches ... closed the season topping all current Horned Frogs with 122 career receptions ... had at least one catch in 11 of 12 games ... posted his second career 100-yard receiving game with five catches for 114 yards and a 21-yard touchdown against SMU ... totaled a season-best six receptions for 78 yards in the 30-28 win over No. 12 Baylor ... had a key 13-yard first-down reception late against Cal to help TCU run out the clock in the 34-32 victory ... had a 5-yard scoring grab on a 4th-and-3 play against West Virginia ... recorded a career long 62-yard reception at Oklahoma State as part of three catches for 89 yards in the game.

2020 | JUNIOR

Led TCU with 31 receptions ... recorded a season-high seven catches for 51 yards in the 33-31 win at No. 9 Texas ... totaled a season-best 82 yards receiving on five receptions, including a 27-yard touchdown, against Iowa State ... his other scoring grab on the year was a 13-yard catch as part of five receptions for 42 yards in a 33-23 victory at Baylor ... played in all 10 games with seven starts ... closed the 2020 season with 20 career starts, the most among TCU offensive players ... had six catches for 68 yards versus Oklahoma ... had three receptions against Texas Tech and West Virginia ... placed second among TCU wide receivers in rushing with 54 yards on 10 carries.

2019 | SOPHOMORE

TCU's leading receiver over the final seven games ... had all 29 of his season receptions, which placed second on the team, in that stretch ... slowed by injury early in the year, including missing three games ... recorded career-best totals of eight receptions and 137 yards receiving, including a 51-yard grab, in the 33-31 win at Texas Tech ... had five catches for 94 yards, including a 51-yard snag, in the 37-27 victory over No. 15 Texas ... had a career-long 64-yard carry to go with three receptions against West Virginia ... caught seven passes for 60 yards at Oklahoma State ...

had at least one reception over the final seven games of the campaign.

2018 | FRESHMAN

Placed second on TCU with 32 receptions ... became the second true freshman in the 18-season tenure of head coach Gary Patterson to have a reception in each game of a season ... had multiple catches in 11 contests ... 21 of his 32 receptions went for a first down or touchdown ... played in all 13 games with seven starts ... had a 6-yard scoring catch in his TCU debut in the season opener versus Southern ... also had a 10-yard touchdown grab as part of four catches in the 17-14 win over Iowa State ... had a career-high five receptions for 75 yards, including a career-long 24-yard grab, at Kansas ... totaled four receptions at Baylor and three at Texas.

HIGH SCHOOL

Three-star recruit by 247Sports.com ... ranked as the No. 8 athlete in Texas and No. 42 in the nation ... rated as the No. 76 overall player in Texas ... played both quarterback and running back in high school ... threw for 3,832 yards and 38 touchdowns while adding 832 yards rushing and 10 scores on the ground his sophomore year ... transitioned to a running back as a senior, rushing for 805 yards and seven touchdowns in addition to totaling 10 receptions for 294 yards and a score ... earned second-team all-district honors as a sophomore ... chose TCU over Clemson, Oklahoma State, Stanford and Wisconsin.

4 NAMDI OBIAZOR
SAFETY
6-3 • 210 • JUNIOR



6 CHASE JACKSON
WIDE RECEIVER
6-2 • 180 • REDSHIRT FRESHMAN



PRIOR TO TCU (IOWA WESTERN CC)

A First-Team 2021 NJCAA All-American ... played in 10 games and recorded 20 tackles, including one for loss, with two pass breakups ... totaled 31 stops, an interception and four PBUs over his two seasons at Iowa Western ... also blocked a kick.

2021 | REDSHIRT

Did not see game action.

HIGH SCHOOL

Consensus three-star recruit ... rated by 247Sports as the No. 1 receiver in Oklahoma and No. 61 in the nation ... also the No. 10 overall player in Oklahoma ... totaled 1,342 receiving yards and 15 touchdowns as a junior in the 2019 season ... helped Choctaw reach the Oklahoma 6A-II state semifinal game ... chose TCU over Texas, Indiana and Minnesota.

6 JAMOI HODGE
LINEBACKER
6-2 • 245 • JUNIOR



2021 | SOPHOMORE

The first seven starts of his career came in the final seven games ... placed third on TCU with 60 stops ... tied for fifth with 3.5 tackles for loss ... posted a TFL in four games ... totaled a career-high eight tackles against Texas, Kansas State and Oklahoma State ... the eight stops versus the Longhorns surpassed his career total of six entering the game ... recorded his first career sack while adding a pass breakup in the K-State game.

2020 | REDSHIRT

Played in the opening two games before a season-ending injury ... did not record a tackle.

HIGH SCHOOL

A 247Sports three-star recruit ... ranked as the No. 3 outside linebacker in North Carolina and No. 47 nationally ... the No. 12 overall player in the Tar Heel state ... chose TCU over Louisville, Nebraska, Arizona and SMU.

7 JORDAN HUDSON
WIDE RECEIVER
6-1 • 190 • FRESHMAN



HIGH SCHOOL

Four-star recruit ... rated by 247Sports as the No. 21 wide receiver in the nation, No. 25 overall player in Texas and No. 146 recruit in the country ... the nation's No. 7 wide receiver in the ESPN 300 ... selected to the 2022 Under Armour All-America Game ... totaled 195 receptions, 3,234 yards and 52 touchdowns in his prep career ... the 2020 Texas District 9-6A Offensive Player of the Year ... the Texas District 10-6A Offensive Newcomer of the Year as a sophomore ... triple jumped 45-7 as a junior at Garland.

7

D'ARCO PERKINS-MCALLISTER
SAFETY
6-1 • 190 • Sophomore



9

EMANI BAILEY
RUNNINGBACK
5-9 • 200 • Junior



2021 | FRESHMAN

Played in 10 games ... totaled four tackles with two coming on special teams ... had two solo stops at Oklahoma State.

HIGH SCHOOL

Four-star recruit ... ranked by 247Sports as the No. 20 safety in the country and No. 11 overall player in Tennessee ... totaled 62 tackles with 10 pass breakups and two interceptions his junior year ... chose TCU over Tennessee, Michigan and a multitude of other schools.

2021 | SOPHOMORE (LOUISIANA)

Placed third on the Ragin' Cajuns with 642 yards rushing while playing in 11 of 14 games ... averaged 6.3 yards per carry with eight touchdowns ... had the two best games of his career in the final two contests of the season ... ran for a career-high and team-best 117 yards on 14 carries, including a 35-yard touchdown, in the Sun Belt Conference Championship Game victory over Appalachian State ... the 35-yard run was a career-long ... also had three receptions for 29 yards in the game ... ran for 94 yards on 17 attempts with two receptions for 26 yards in the New Orleans Bowl win over Marshall, capping a 13-1 season for Louisiana ... rushed for 89 yards on 11 carries against Ohio and 81 yards on seven attempts versus South Alabama ... had at least one reception in eight of his 11 games ... totaled 15 catches for 153 yards on the season ... had a career long 32-yard reception to go with 60 yards rushing against Liberty.

2020 | FRESHMAN (LOUISIANA)

Played in five games ... rushed for 60 yards on 10 carries for the year ... ran for a season-best 28 yards on five attempts at Texas State ... had 27 yards rushing on three carries against Georgia Southern.

HIGH SCHOOL

Rated by 247Sports as the No. 61 running back in the nation ... rushed for 4,026 yards and 51 touchdowns as a three-year starter ... ran for 1,498 yards on an 11.7 per carry average and 22 touchdowns as a senior ... named to the Dallas Morning News All-Area First Team ... set Ryan's single-game rushing record with 275 yards against Colleyville Heritage ... helped lead Ryan to the 5A state championship game his senior year ... Ryan advanced to at least the state semifinals his last three years.

9

MARCEL BROOKS

LINEBACKER
6-2 • 210 • SENIOR

2021 | JUNIOR

Played in eight games ... made the transition to wide receiver while also contributing on special teams ... totaled five receptions for 46 yards ... had two catches for 16 yards in the opener against Duquesne ... had a season long 17-yard reception at Kansas State.

2020 | SOPHOMORE

Saw action in six games, primarily on special teams ... recorded two tackles on the season with both stops coming in the season opener against Iowa State.

2019 | FRESHMAN (LSU)

Played in 11 games ... totaled eight tackles with 1.5 sacks ... his first collegiate sack came against Florida and resulted in an 8-yard loss ... also had a half-sack as part of two stops versus Texas A&M ... posted a season-best three tackles at Ole Miss.

HIGH SCHOOL

Five-star recruit who was listed in the ESPN 300 at No. 97 ... named a second-team prep All-American by MaxPreps ... rated the No. 2 outside linebacker in the country, the No. 3 prospect in Texas and the No. 23 national recruit by 247Sports ... ranked by Rivals as the nation's No. 3 outside linebacker prospect, the No. 9 recruit in Texas and the No. 58 national prospect ... played in the 2019 Army All-American Bowl and the 2019 Polynesian Bowl ... saw action at Marcus as an outside linebacker, safety and wide receiver ... had 31 receptions for 635 yards as a receiver his senior year in 2018.

10

JOSH HOOVER

QUARTERBACK
6-1 • 205 • FRESHMAN

HIGH SCHOOL

Rated by 247Sports as the No. 33 quarterback in the nation, No. 72 overall player in Texas and No. 539 in the country ... three-star recruit ... named the 2021 Landry Award winner, an honor given to the top high school football player from North Texas presented by CBS 11 and the Fellowship of Christian Athletes ... concluded his prep career with 9,953 yards passing and 108 touchdowns with a 60.7 completion percentage (609-of-1,004) ... added five rushing touchdowns ... completed 63.7 percent (191-of-300) of his passes for 3,252 yards and 40 touchdowns as a senior ... District 10-6A Offensive Most Valuable Player as a junior ... first-team all-district as a sophomore ... also lettered in baseball ... his father, Alex Hoover, was a linebacker at Colorado State and in the NFL.

11

CHASE BIDDLE

SAFETY
6-0 • 205 • FRESHMAN

HIGH SCHOOL

Four-star recruit ... rated by 247Sports as the No. 11 safety in the nation, No. 29 overall player in Texas and No. 160 in the country ... ranked by ESPN as the sixth-best safety in the nation ... invited to the Under Armour All-America Game and the Polynesian Bowl ... helped Garland to a 10-1 record and a Texas 6A Division II playoff appearance ... totaled 100 tackles, including seven for loss, with five interceptions and nine pass breakups in his prep career ... recorded 33 tackles as a senior with six for loss along with three interceptions and three pass breakups ... also ran track with a 10.70 time in the 100 as a sophomore and a 22.12 in the 200 as a freshman.

11

DERIUS DAVIS

WIDE RECEIVER

5-10 • 175 • Senior



CAREER HONORS

- 2020 Fourth-Team All-American, PR, Phil Steele
- 2020 Honorable-Mention All-Big 12, KR/PR
- 2020 Honorable-Mention Big 12 Special Teams Player of the Year
- 2020 Earl Campbell Tyler Rose Award Honorable Mention Player of the Week, vs. Oklahoma State
- 2020 Big 12 Co-Special Teams Player of the Week, vs. Texas Tech
- 2018 Big 12 Co-Newcomer of the Week, vs. Southern

2021 | SENIOR

Topped TCU with 36 receptions while his 518 receiving yards placed second ... posted his second career 100-yard receiving game with 103 yards on six catches in a 31-28 win over Kansas ... the six grabs equaled a career-high set on two previous occasions ... added a 43-yard touchdown run against the Jayhawks for his first career rushing score and ninth career touchdown via four different ways ... also has four receiving scores, three on punt returns and one kickoff return ... had a career-best 52 yards rushing on three carries in the Kansas game ... totaled five catches for 81 yards in the 30-28 victory over No. 12 Baylor ... had a 13-yard touchdown grab versus SMU ... tied a career-high with six receptions against Texas ... had four grabs at Kansas State and Iowa State ... his lone reception in the 52-31 win at Texas Tech went for 42 yards ... returned the opening kickoff 100 yards for a touchdown versus West Virginia for his fourth career special teams touchdown ... averaged 29.6 yards on 16 kickoff returns and 10.2 yards on nine punt returns.

2020 | JUNIOR

Led the Big 12 and ranked fifth nationally in punt return average at 14.5 yards ... one of three players in the country with two punt return touchdowns ... reached the end zone on a 67-yard return at Baylor and 37 yards at Kansas ... moved into a tie for second place in TCU history with three career punt returns for touchdowns on just 17 attempts ... also tied for third on the team with three special teams tackles ... after returning a punt 67 yards for a touchdown at Baylor, he made a tackle on a kickoff return ... had a 50-yard punt return, as part of four attempts for 103 yards, the following week in the 34-18 win over Texas Tech ... placed fourth on TCU with 15 receptions ... had a career game in the 29-22 win over No. 15 Oklahoma State with six receptions for 139 yards, including a 71-yard touchdown ... set a new career high in the first half alone

with five catches ... the 139 yards receiving were the most by a Horned Frog since Jalen Reagor had 150 at West Virginia in 2018 ... the 71-yard touchdown reception provided the game's go-ahead score with 7:56 to play ... added 20 yards rushing on three carries versus the Cowboys ... had at least one reception in eight of the nine games he played ... led all TCU wide receivers in rushing on the year with 65 yards on seven carries, including a season long 24-yard gain against Kansas State.

2019 | SOPHOMORE

Played in all 12 games with two starts ... totaled 11 receptions for 151 yards ... recorded a career-high four receptions in the season-opening win over UAPB ... had two catches for a career-best 85 yards, including a career-long 52-yard grab, in the 51-14 victory over Kansas ... also had two receptions in a 33-31 win at Texas Tech ... had a career-long 19-yard carry against SMU.

2018 | FRESHMAN

His 73-yard punt return for a touchdown in the season opener against Southern was the first by a TCU true freshman in his collegiate debut since Deanté Gray in 2012 versus Grambling State ... also became the first TCU freshman with a punt return for a score since 2015 ... his first collegiate touchdown was also in the Southern game on a 12-yard first-quarter reception ... had a season-best three catches for 49 yards, including a season-long 27-yard grab, against Southern ... named the Big 12 Co-Newcomer of the Week for his performance in the game ... had a 24-yard touchdown as part of two catches for 45 yards in a 31-24 win over Oklahoma State ... played in 11 games ... totaled eight receptions and 290 all-purpose yards on the year ... had a season-long 23-yard kickoff return at Kansas.

12

TERRENCE COOKS JR.

LINEBACKER
6-2 • 255 • REDSHIRT FRESHMAN



2021 | REDSHIRT (TEXAS)

Played in one game for the Longhorns ... saw action against Rice.

HIGH SCHOOL

Two-time all-district honoree and member of Shadow Creek's undefeated 2019 5A Division 1 State Championship team ... listed No. 44 on the Austin American-Statesman's Fab 55 ... ranked No. 209 nationally, No. 25 among outside linebackers and No. 33 in Texas by ESPN ... rated No. 29 at his position and No. 56 in Texas by 247Sports ... ranked No. 33 at his position and No. 52 in the state by Rivals ... rated the No. 2 inside linebacker and No. 48 overall in the state by Dave Campbell's Texas Football ... a PrepStar Top 350 All-American ... selected second-team All-District 23-6A in 2020 ... recorded 72 tackles, including 47 solo stops, nine tackles for loss, five sacks, seven pressures, two fumble recoveries and two forced fumbles as a senior ... tallied 25 tackles, including 12 solo, three tackles for loss, one sack and a forced fumble against Pearland ... helped Shadow Creek to an appearance in the 6A Division II regional playoffs in 2020 ... a second-team honoree on Dave Campbell's Texas Football Super Team in 2020 ... selected second-team All-District 10-5A Division 1 in 2019 ... notched 72 tackles, including 49 solo tackles, two tackles for loss and three forced fumbles as a junior ... helped Shadow Creek to the 2019 5A Division I state championship with a 16-0 record, including a 7-0 district mark and title ... played at Fulshear High School as a sophomore in 2018 ... tabbed first-team All-District 13-4A Division I that year ... played at Houston Christian as a freshman in 2017 ... collected 39 tackles, including 4.5 for loss, 2.5 sacks, three pressures, three fumble recoveries, two forced fumbles and one blocked field goal ... his father, Terrence Cooks Sr., played linebacker at Nicholls State and in the NFL for the New England Patriots.

12

GEOR'QUARIUS SPIVEY

TIGHT END
6-5 • 245 • SENIOR



CAREER HONORS

- 2020 SEC Fall Academic Honor Roll
- 2019 SEC Fall Academic Honor Roll

2021 | JUNIOR

Played in 10 games with three starts ... started against Duquesne in his TCU debut ... had three receptions on the season ... his first catch as a Horned Frog went for seven yards in the 34-32 win over Cal ... also had receptions in home victories over Baylor and Kansas.

2020 | SOPHOMORE (MISSISSIPPI STATE)

Appeared in all 11 games with three starts ... totaled 11 receptions for 121 yards on the season ... all 11 grabs came in the final six games ... had a career-best five catches for 97 yards at Ole Miss ... had four receptions for 92 yards on the final two drives versus the Rebels ... three of his five grabs in the game went for first downs ... had three catches in a start against Auburn.

2019 | REDSHIRT FRESHMAN (MISSISSIPPI STATE)

Played in all 13 games with two starts ... made his first collegiate start against Kentucky ... his first career catch went for 12 yards at Auburn ... started at tight end versus Louisville ... totaled three catches for 32 yards on the season.

2018 | REDSHIRT (MISSISSIPPI STATE)

Saw action in three games to preserve a redshirt season.

HIGH SCHOOL

Four-star prospect by Rivals ... three-star recruit by ESPN and 247Sports ... ranked by Rivals as the No. 10 overall recruit in Louisiana ... top-20 tight end in the country per all three outlets ... No. 2-ranked tight end in Louisiana by ESPN and 247Sports ... tabbed all-district first team ... led Richwood to the Louisiana High School Athletic Association Class 3A championship game as a senior ... had five catches for 117 yards and two touchdowns vs. West Feliciana in the state title game ... recorded 33 catches for 981 yards and nine touchdowns as a senior ... led the team his junior year with 36 receptions for 425 yards and seven touchdowns ... added 105 yards rushing on 11 carries ... competed in the Louisiana High School Coaches Association All-Star Game ... received an invitation to the Offense-Defense All-American Bowl.

13 LUKE PARDEE QUARTERBACK 6-1 • 190 • SOPHOMORE



CAREER HONORS

- 2019 Athlon Sports Defensive Freshman of the Week, vs. Purdue

2021 | JUNIOR

Started all 12 games and led TCU with 74 tackles ... third on the team with 5.0 tackles for loss ... closed the season with 167 career stops, the most among current Horned Frogs ... also led all active TCU players with three career double-digit tackle games ... totaled a career-high 12 stops, including nine solo, against West Virginia ... tied a then career-best with 10 tackles, one for loss, in the 52-31 win at Texas Tech ... tied for the team lead with eight stops in the 30-28 win over No. 12 Baylor ... team-best eight tackles and his second interception of the season in the 31-28 victory over Kansas ... recorded his first career pick in the SMU game ... had a sack as part of 1.5 tackles for loss and eight stops in the 34-32 win against Cal.

2020 | SOPHOMORE

Placed second on TCU with 65 tackles and third with 9.5 for loss ... all 9.5 TFLs came in the final six games ... started all 10 contests ... totaled a career-high 10 tackles, including one for loss, in the 29-22 win over No. 15 Oklahoma State ... tied for team-best honors in consecutive wins with eight tackles against Baylor and seven, including 2.5 TFLs, versus Texas Tech ... had a sack and pass breakup in the win in Waco ... also had a sack as part of a career-best 3.5 TFLs to go with a 2-yard fumble return for a touchdown in the 59-23 win at Kansas ... opened the season with a career-best eight stops and a PBU against Iowa State ... totaled at least four tackles in each game ... 40 of his 65 tackles on the season were solo stops.

2019 | FRESHMAN

Played in 11 games with starts against Purdue and SMU ... placed ninth on TCU with 28 tackles ... had two tackles for loss, including his first career sack, in just his second collegiate game, the 34-13 win at Purdue ... also had a sack, as part of 1.5 tackles for loss, and a quarterback hurry in the 51-14 victory over Kansas ... totaled a career-best seven tackles with a pass breakup and quarterback hurry against SMU ... recorded six stops at Oklahoma ... had four tackles in his collegiate debut against UAPB and at Iowa State.

HIGH SCHOOL

Rated by 247Sports in its composite rankings as the No. 40 athlete in the nation and No. 87 overall player in Texas

... four-year varsity letterman ... helped lead Burton to an 11-3 record his senior year ... saw action on both sides of the ball but utilized primarily at wide receiver ... named the District 13-2A-II Co-Most Valuable Player as a junior ... selected as the District 13-2A-II MVP his sophomore year ... totaled over 1,100 yards receiving and 18 touchdowns ... chose TCU over Arkansas, Texas Tech, Northwestern and Arizona State.

13 DEE WINTERS LINE BACKER 6-1 • 230 • SENIOR



2021 | REDSHIRT FRESHMAN

Did not appear in any games.

2020 | REDSHIRT

Did not see game action in his first year on campus.

HIGH SCHOOL

First-team All-District 15-6A as a junior and senior ... finalist for 2019 Houston Area Player of the Year ... led Klein Cain to its first-ever playoff berth ... a four-time Houston Area Player of the Week recipient ... two-year team captain ... first-team academic all-state ... recipient of a Houston Touchdown Club Scholar-Athlete Award as a senior.

14 DJ ALLEN
WIDE RECEIVER
5-11 • 195 • REDSHIRT FRESHMAN



HIGH SCHOOL

Four-star recruit ranked by 247Sports as the No. 28 wide receiver in the nation ... rated the No. 27 player in Texas and No. 161 nationally ... named Most Valuable Player for District 6-3A Division I his junior and senior years ... passed for 741 yards and three touchdowns as a senior while rushing for 1,008 yards and 10 touchdowns ... also caught 12 passes for 288 yards and a score ... recorded 24 tackles, a sack, eight pass breakups, a forced fumble and fumble recovery on defense ... also contributed on special teams ... totaled 71 receptions, 1,604 yards receiving and 18 touchdowns in his Gladewater career ... added 1,133 yards rushing and 10 touchdowns on the ground ... a first-team Texas District 8-3A-I selection at wide receiver his sophomore year ... helped Gladewater to a 10-4 record and a 3A Division I state quarterfinal appearance ... also lettered in basketball, baseball and track and field ... placed fourth as a junior at the 2021 Texas 3A state meet in the 100 (10.92) and eighth in the long jump (20-9) ... set personal records of 10.82 in the 100 and 22-8.25 in the long jump at regionals that year ... ran 10.87 in the 100 as a sophomore.

14 ABE CAMARA
SAFETY
6-0 • 190 • JUNIOR



2021 | SOPHOMORE

Played in eight games ... totaled two tackles ... had solo stops at Texas Tech and Kansas State.

PRIOR TO TCU (COFFEYVILLE CC)

Ranked by 247Sports as the nation's No. 1 JUCO safety and No. 43 overall player.

HIGH SCHOOL

Rated the No. 58 prospect in Georgia and No. 917 nationally as a senior at West Forsyth High School ... posted 100 tackles with two interceptions, two forced fumbles and seven pass breakups as a senior ... first-team all-region as a junior after recording 94 tackles, including seven for loss, with three interceptions and five PBUs ... totaled 194 stops over his two seasons

15

JOSH FOSTER

SAFETY

6-2 • 200 • SENIOR

**2021 | JUNIOR**

Played in all 12 games with his first two career starts coming in the final two contests, versus Kansas and Iowa State ... placed ninth on the team with 37 tackles ... totaled a career-high nine stops against Oklahoma State ... his first career start, the 31-28 win over Kansas, saw him record a quarterback hurry to go with three tackles ... closed the season the following week with six stops at Iowa State ... his four special teams tackles on the season tied for the team lead, marking the third consecutive year he's either placed first or tied for the top spot in that category ... had a tackle for loss against West Virginia.

2020 | SOPHOMORE

Tied for the team lead with four special teams tackles ... played in all 10 games with 14 stops on the season ... recorded his first career interception to go with three tackles against Kansas State ... totaled a career-high six tackles, all solo, in the 59-23 win at Kansas ... also had three solo stops at West Virginia.

2019 | FRESHMAN

Led TCU with seven special teams tackles ... played in all 12 games ... totaled a season-best three stops in the 51-14 win over Kansas ... also had two tackles in the 33-31 victory at Texas Tech.

HIGH SCHOOL

The No. 79 athlete in the nation and No. 136 overall player in Texas in the 247Sports composite rankings ... three-star recruit ... played quarterback, running back and defensive back for Newton ... passed for nearly 1,500 yards and ran for almost 700 ... had 52 tackles and two interceptions on defense ... named the District 10-3A-II Overall Most Valuable Player as a junior ... the District 10-3A-II Defensive Newcomer of the Year his sophomore year ... totaled 1,977 yards passing and 30 touchdowns at quarterback and more than 700 yards rushing and 16 touchdowns as a running back ... had 147 tackles and five interceptions while at defensive back ... chose TCU over Arkansas, Utah, Baylor and Vanderbilt.

15

MAX DUGGAN

QUARTERBACK

6-2 • 210 • SENIOR



CAREER HONORS

- 2021 Second-Team Academic All-Big 12
- 2021 NCAA Division I Football Oversight Committee Student-Athlete Connection Group
- 2021 Manning Award Star of the Week, vs. Cal
- 2021 Earl Campbell Tyler Rose Award Honorable Mention List, vs. Cal
- 2020 Second-Team Academic All-Big 12
- 2020 Davey O'Brien National Quarterback Award Great 8 List, vs. Texas
- 2020 Manning Award Star of the Week, vs. Texas
- 2020 Earl Campbell Tyler Rose Award Honorable Mention Player of the Week, vs. Texas
- 2019-20 Academic All-Big 12 Rookie Team
- 2019 Honorable-Mention Big 12 Offensive Freshman of the Year
- 2019 Davey O'Brien Award National Quarterback of the Week, vs. Texas
- 2019 Big 12 Newcomer of the Week, vs. Texas
- 2019 Manning Award Star of the Week, vs. Texas
- 2019 Earl Campbell Tyler Rose Award, Honorable Mention Player of the Week, vs. Texas Tech
- 2019 Earl Campbell Tyler Rose Award, Honorable Mention Player of the Week, vs. Texas

2021 | JUNIOR

Battled through injury to start all 10 games he played ... had a career-best 63.9 completion percentage ... closed the season ranked fifth on TCU's career passing yards list with 5,920 ... posted career-best totals of 346 yards passing, four touchdown passes and 391 yards of offense at Oklahoma ... completed 20-of-30 attempts with no interceptions ... became the first Horned Frog to throw for four touchdowns in a game since Kenny Hill, his position coach, had five scoring passes against Kansas in 2017 ... added 45 yards rushing on eight carries against the Sooners ... tied a then career high with three touchdown passes in consecutive games against Cal and SMU ... passed for 234 yards versus the Golden Bears while rushing for 71 yards on 19 carries, including a 9-yard fourth quarter touchdown in the 34-32 win ... after missing two games due to injury, he returned to action against Kansas and completed 10-of-16 passes for 166 yards while rushing for a season-best 74 yards on 14 carries, including a 1-yard touchdown on a 4th-and-goal play in the 31-28 victory ... also had a season long 42-yard carry in the game ... placed fourth on TCU with 352 yards rushing on the year ... closed the season with a pair of touchdown passes at Iowa

State.

2020 | SOPHOMORE

Started nine of 10 games ... entered the season opener against Iowa State at the start of the second half and posted the fifth-best single-game completion percentage (84.2) in TCU history by connecting on 16-of-19 passes for 241 yards and three touchdowns in two quarters ... the three scoring tosses tied a career high ... ran for 526 yards on the season to make him the first quarterback to lead TCU in rushing since Gil Bartosh in 1950 (710 yards) ... also topped the Horned Frogs with 10 rushing touchdowns, the most by a TCU quarterback since Kenny Hill had 10 in 2016 ... became the first TCU quarterback with multiple 100-yard rushing games in a season in the 20-year Gary Patterson head coaching era ... his three career 100-yard rushing performances tie the TCU quarterback record (Trevone Boykin, 2012-15) ... led TCU in rushing in three games ... rushed for a career-high and team-best 154 yards and three touchdowns versus Texas Tech ... the 154 yards were the fourth most in a game by a quarterback in TCU history ... had scoring runs of 81, 3 and 48 yards ... the 81-yard touchdown run against Texas Tech was the longest by a quarterback in TCU history and tied for 10th-longest overall ... became the first Horned Frog with three rushing touchdowns in a game since Darius Anderson in a 44-31 win at No. 6 Oklahoma State in 2017 ... his 369 yards of total offense (265 passing, 104 rushing) in a 29-22 win over No. 15 Oklahoma State marked the second-best game of his career ... ran for touchdowns of 1 and 42 yards against the Cowboys ... the three-longest completions of his career came in the final two games with 76- and 71-yard touchdown passes to Quentin Johnston and Derius Davis against Louisiana Tech and Oklahoma State, respectively, as well as a 58-yard connection to Johnston versus OSU ... the 76-yard touchdown pass to Johnston was TCU's longest since the 2017 Alamo Bowl, when Kenny Hill hit Jalen Reagor on a 93-yard strike ... tied a career high with three touchdown passes at Kansas with those scoring tosses being his only completions in the 59-23 victory ... also added a 58-yard touchdown run as part of three carries for 61 yards against the Jayhawks ... completed 20-of-30 passes for 231 yards while adding a team-best 79 yards rushing and two touchdowns on the ground in a 33-31 win at No. 9 Texas ... his 26-yard touchdown run with 4:01 to play provided the go-ahead score in the victory in Austin ... completed 10-of-13 passes (76.9 percent) for 160 yards against Louisiana Tech while also topping 70 percent (71.4) by connecting on 25-of-35 attempts for 276 yards and a touchdown versus Oklahoma.

2019 | FRESHMAN

Played in all 12 games while starting the final 10 con-

tests ... set TCU true freshman records with 2,077 yards passing and 15 touchdown passes ... placed second on the Horned Frogs with 555 yards on the ground and six rushing scores ... made his first collegiate start against SMU, becoming just the second true freshman to start at quarterback under TCU Head Coach Gary Patterson ... was also the third non-Texan to start at quarterback in the Patterson era ... did not throw an interception with the first 143 pass attempts of his career, the second-longest streak in TCU history (154, Jeff Ballard, 2006) ... it was the third-longest streak since 2008 for a Power 5 true freshman quarterback to begin his career without an interception ... totaled a career-best 398 yards of offense in the 33-31 win at Texas Tech ... set career-highs with 323 yards passing and 25 completions with two touchdowns and no interceptions ... added 75 yards rushing, including a 20-yard touchdown for TCU's first points of the game ... had a career-high 115 yards rushing at Kansas State to make him the first TCU quarterback with a 100-yard game since Trevone Boykin ran for 124 yards and two touchdowns at K-State in 2015 ... had a 46-yard touchdown run to tie the game in the third quarter, stiff-arming a Wildcat en route to the end zone ... had three carries for 72 yards and a 5-yard completion for 77 yards of offense on the 75-yard scoring drive ... also ran for 72 yards against Texas and 86 versus Oklahoma State to become the first quarterback to lead TCU in rushing in three consecutive games since Boykin in 2015 ... completed 19-of-27 passes for a then career-high 273 yards passing and two touchdowns in the 37-27 win over the 15th-ranked Longhorns ... had an 11-yard touchdown run with 1:59 to play for the Horned Frogs' final points to seal the victory ... became the first TCU quarterback to throw for at least 250 yards and multiple scores and rush for at least 70 yards and a touchdown in the same game since Boykin in a 2015 win over West Virginia ... had four games in which he ran for a touchdown and passed for a score ... threw for a touchdown in nine of 12 games, including five contests with multiple scores ... passed for a career-high three touchdowns with no interceptions against SMU ... also threw for multiple scores against Kansas and Iowa State ... ran for 92 yards against Oklahoma, including a career-long 62-yard carry and an 11-yard scoring run ... his first career touchdown was a 1-yard run against UAPB for TCU's first touchdown of the season ... added a 37-yard scoring toss to Jalen Reagor in the UAPB game for his first career touchdown pass ... averaged 72.7 yards per game rushing in the final seven contests compared to 9.2 in his opening five games.

downs as a senior while adding 1,200 yards rushing ... led Lewis Central to an 11-1 record ... named the Most Valuable Player at the Canton (Ohio) Elite 11 Camp ... totaled 5,918 yards passing and 59 touchdown tosses along with 2,725 yards on the ground and 51 rushing scores over his prep career ... chose TCU over Georgia, Penn State, Notre Dame and Ohio State.

HIGH SCHOOL

The Iowa Gatorade Player of the Year ... four-star recruit ... ranked by 247Sports as the No. 3 dual-threat quarterback in the nation and No. 2 overall player from the state of Iowa ... passed for over 2,100 yards and 24 touch-

16 **SAM JACKSON**
QUARTERBACK
5-11 • 185 • REDSHIRT FRESHMAN



2021 | REDSHIRT

Played in two games ... made his collegiate debut in the season opener against Duquesne and had two carries for 11 yards ... his first career pass and lone attempt of the season was a 77-yard completion to Taye Barber at Oklahoma State ... it also marked a career-long reception for Barber.

HIGH SCHOOL

Four-star dual-threat quarterback ... the No. 13 player at the position nationally in the 247Sports composite rankings ... ESPN's No. 1 player in Illinois ... rated in the 247Sports composite as the No. 1 quarterback in Illinois and No. 6 overall player in the state ... ranked 204th in the ESPN 300 ... had 50 receptions for 847 yards and 14 touchdowns as a wide receiver before being converted to quarterback his junior year ... passed for 1,727 yards and 16 touchdowns in 2019 ... chose TCU over Notre Dame, Oregon, Minnesota and Purdue.

17 **TRENT BATTLE**
RUNNING BACK
6-1 • 205 • REDSHIRT FRESHMAN



2021 | REDSHIRT

Did not see game action.

HIGH SCHOOL

Consensus three-star recruit ... rated by ESPN as the No. 15 quarterback in the 2021 class ... ranked in the 247Sports composite as the No. 1 quarterback, pro or dual threat, in Alabama ... also the nation's No. 23 dual-threat quarterback and No. 31 overall player in the state ... threw for 1,868 yards and 21 touchdowns in his junior season while rushing for 10 scores ... selected as a Sports Illustrated All-America candidate in 2020 ... participant in The Opening Regionals camp ... three-sport athlete who also played basketball and baseball ... son of Allen Battle, who was a Major League Baseball outfielder for the St. Louis Cardinals and Oakland Athletics ... chose TCU over Texas A&M, Kentucky, Tennessee and Nebraska.

17 **DESHAWN MCCUIN**
SAFETY
6-0 • 195 • JUNIOR



CAREER HONORS

- 2021 Second-Team Academic All-Big 12
- 2020 Second-Team Academic All-Big 12
- 2019-20 Academic All-Big 12 Rookie Team

2021 | SOPHOMORE

Limited to two games due to injury ... made his first career start in week three against SMU and had his first career interception, in the end zone on a 4th-and-goal at the TCU 3 on the final play of the first half ... also had a tackle in the game ... it would be his final action of the season.

2020 | REDSHIRT FRESHMAN

Saw action in nine games ... tied for third on the team with three special teams tackles ... totaled six stops on the season ... had two tackles in consecutive games against West Virginia and Kansas ... also had stops versus Oklahoma and Texas.

2019 | REDSHIRT

Played in four games, preserving his redshirt season ... saw action versus SMU, Kansas, Texas Tech and West Virginia ... recorded a tackle against SMU in his collegiate debut.

HIGH SCHOOL

Rated as the No. 86 safety in the nation and No. 131 overall player in Texas ... three-star recruit by 247Sports ... utilized at quarterback, running back and wide receiver ... named to the Whataburger Super Team ... limited by injury his senior year but still totaled 400 yards rushing and 164 receiving ... chose TCU over ULM and Incarnate Word.

18 **ISH BURDINE**
CORNER BACK
6-1 • 200 • JUNIOR



2021 | SOPHOMORE (MISSOURI)

Played in five games ... totaled seven tackles, including six solo stops, on the season.

2020 | REDSHIRT FRESHMAN (MISSOURI)

Saw action in eight games ... totaled nine tackles and three pass breakups ... posted a career-high three stops against No. 12 Georgia ... had one tackle and two PBUs versus No. 17 LSU ... made one tackle and defended a pass at No. 21 Tennessee.

2019 | REDSHIRT (MISSOURI)

Injured during fall camp and missed the first 11 games of the season ... returned to action in the finale at Arkansas and made a tackle.

HIGH SCHOOL

Four-star recruit by ESPN and 247Sports ... the nation's No. 32 safety prospect by ESPN and No. 35 in the country at the position by 247Sports ... Rivals listed him as a three-star prospect ... the top-ranked safety in the state of Louisiana ... made 48 tackles, 35 solo, with a pair of interceptions as a senior ... posted 36 stops with 26 solo and four picks his junior year ... also returned kickoffs and punts ... had a kickoff return for a touchdown in both his junior and senior seasons ... first-team all-district defensive back as a junior ... held a 4.0 grade-point average.

18 SAVION WILLIAMS

WIDE RECEIVER
6-5 • 215 • JUNIOR



2021 | SOPHOMORE

Played in seven games ... totaled six receptions for 71 yards ... had two catches against Duquesne, Oklahoma and West Virginia ... had a career long 16-yard reception against the Mountaineers.

2020 | FRESHMAN

Led TCU with a 22.3-yard average on kickoff returns ... had 14 of the team's 20 kickoff returns on the year ... had a season long 30-yard return as part of three attempts for 82 yards in the 33-23 win at Baylor ... also had 26-yard returns versus Oklahoma and West Virginia ... played in seven games ... his lone reception on the season went for 8 yards in the 52-10 win over Louisiana Tech.

HIGH SCHOOL

Four-star recruit by 247Sports ... rated as the No. 28 wide receiver in the nation ... played quarterback his senior year and led Marshall to a district championship ... received Offensive Player of the Week honors from the Longview News-Journal when he was 11-of-18 passing for 238 yards and two touchdowns while adding 12 carries for 149 yards and two rushing scores versus Jacksonville ... honorable mention All-East Texas as a junior ... also lettered in basketball and track and field ... chose TCU over Texas, Baylor, Texas Tech, Arkansas and SMU.

19 SHADRACH BANKS

LINE BACKER
6-1 • 250 • SOPHOMORE



2021 | FRESHMAN

Had the game-saving interception with 1:03 to play in the 30-28 win over No. 12 Baylor ... it was his first career pick ... also had a tackle for loss in the game ... did not have a kickoff return but was back deep early in the season ... totaled 12 tackles on the year with 11 being solo ... had a season-best three stops against Kansas State and Kansas ... played in 11 games ... tied for the team lead with four special teams tackles.

HIGH SCHOOL

Consensus four-star recruit by 247Sports, Rivals and ESPN ... ranked by ESPN as the No. 98 overall player in the nation ... a first-team MaxPreps All-American and District 21-6A Offensive Most Valuable Player as a wide receiver his senior year ... limited by injury to just five games as a junior, but was still first-team all-district as North Shore High School went 15-1 and won its second consecutive Texas 6A D-I state championship ... helped North Shore to a 16-0 record and the Texas 6A D-I state title as a sophomore ... originally signed with Texas A&M.

19 JARED WILEY

TIGHT END
6-7 • 255 • SENIOR



CAREER HONORS

- 2021 First-Team Academic All-Big 12
- 2020 Second-Team Academic All-Big 12

2021 | JUNIOR (TEXAS)

Played in 11 games with eight starts ... totaled nine receptions for 67 yards and two touchdowns ... had a season-best three catches for 26 yards and a touchdown against Rice ... the scoring grab versus the Owls came on a season long 20-yard catch ... had a 2-yard touchdown on his lone reception against Oklahoma ... recorded two catches versus Baylor and Kansas State.

2020 | SOPHOMORE (TEXAS)

Played in all nine regular-season games with starts against Texas Tech and Baylor ... caught nine passes for 166 yards and one touchdown ... recorded two catches for 63 yards, including a career long 52-yard reception, versus TCU ... had two receptions for 14 yards against Oklahoma ... caught two passes for 70 yards, including a 47-yard catch, versus Baylor ... had a 7-yard touchdown catch against No. 13 Iowa State ... did not play in the Alamo Bowl due to injury.

2019 | FRESHMAN (TEXAS)

Played in 12 games with two starts ... started against No. 13 Baylor and Texas Tech ... made his collegiate debut in the Louisiana Tech game ... had his first career start at No. 13 Baylor ... his first career reception went for 15 yards in the regular-season finale versus Texas Tech.

HIGH SCHOOL

Ranked as the No. 97 prospect in Texas and No. 31 at tight end nationally by Rivals ... No. 157 recruit in Texas and No. 55 tight end in the country by 247Sports ... rated No. 140 in Texas and No. 24 at tight end by ESPN ... named co-Offensive Player of the Year in District 12-6A as a senior ... served as Temple's starting quarterback ... completed 149-of-258 passes (57.8 percent) for 2,314 yards and an area-leading 27 touchdowns with just five interceptions ... added 207 yards rushing with one touchdown ... led an offense that averaged 40.5 points per game ... registered four games with at least four passing touchdowns, including passing for 366 yards against Belton ... did not play in the fourth quarter of many of Temple's first eight games due to large leads ... helped Temple to an 8-3 overall record, including a 6-2 district mark and an appearance in the 6A Division 2 bi-district playoffs in its first year in 6A his senior season ... selected first-team All-District 18-5A as a

tight end as a junior ... caught 26 passes for 328 yards and four touchdowns as a junior ... spent limited time at quarterback and attempted 10 passes ... part of an offense that averaged 35.7 points per game ... had three or more receptions in five games and posted season highs of 58 yards and two touchdowns against Magnolia West ... helped Temple to a 10-4 overall record, including a 5-1 district mark and an appearance in the 5A Division 1 quarterfinals his junior year ... selected first-team All-District 18-5A as a punter as a sophomore ... was also the primary place-kicker ... converted all five of his field goal attempts with a long of 32 ... made 34-of-38 PATs ... rushed for three touchdowns on 11 carries ... helped Temple to a 12-4 overall record, including a 5-1 district mark and an appearance in the 5A Division 1 title game in 2016 ... also played baseball.

20 CHRISTOPHER CHOSEN
WIDE RECEIVER
6-0 • 180 • SOPHOMORE



2021 | REDSHIRT FRESHMAN

Did not appear in any games.

2020 | REDSHIRT

Redshirted in his first season in the program ... did not see game action.

20 RONALD LEWIS
CORNER BACK
6-1 • 175 • FRESHMAN



HIGH SCHOOL

Three-star prospect ... ranked by 247Sports as the No. 44 player in Louisiana and No. 76 cornerback nationally ... also ran track ... placed second in the 110-meter hurdles (14.31) and third in the 300-meter hurdles (39.98) as a junior at the Louisiana 4A state meet in May 2021.

21 NOAH DANIELS
CORNER BACK
6-0 • 210 • SENIOR



2021 | SENIOR

Played in five games with his two starts coming in consecutive contests against Kansas State and Baylor ... totaled six tackles on the season ... had two stops versus West Virginia.

2020 | JUNIOR

Started the opening four games before a season-ending injury ... Pro Football Focus had him ranked as one of the nation's highest graded cornerbacks ... broke up two passes, had a quarterback hurry and totaled three tackles in the 33-31 win at No. 9 Texas ... totaled a career-best seven tackles, including one for loss, with a PBU against Kansas State ... had three tackles and a pass breakup versus Iowa State ... all 13 of his tackles on the season were solo stops.

2019 | SOPHOMORE

Sidelined for the season due to injury.

2018 | REDSHIRT FRESHMAN

Played in all 13 games ... totaled 12 tackles on the season ... had at least one stop in nine games ... recorded a career-high four tackles, all solo, with a pass breakup against Ohio State ... had an end zone PBU versus Oklahoma.

2017 | FRESHMAN

Redshirted his first season at TCU.

HIGH SCHOOL

Three-star recruit by 247Sports.com ... rated by 247Sports.com as the No. 10 cornerback in Texas and No. 72 in the country ... the state's No. 101 overall player ... earned unanimous first-team all-district honors as a senior ... second-team all-district as a junior ... chose TCU over Baylor, Missouri, Notre Dame, Oklahoma, Oklahoma State and Texas Tech.

21 COREY WREN
RUNNING BACK
5-10 • 200 • JUNIOR



2021 | SOPHOMORE (FLORIDA STATE)

Played in seven games ... returned three kickoffs for 65 yards ... had two kickoff returns for 52 yards, including a career long 33-yard effort, in the season opener versus No. 9 Notre Dame ... also played against Jacksonville State, Wake Forest, Miami and Boston College.

2020 | FRESHMAN (FLORIDA STATE)

Saw action in five contests ... had three kickoff returns for 45 yards at No. 5 Notre Dame ... made his collegiate debut at No. 12 Miami ... also played in a 41-24 win versus Jacksonville State as well as against Pitt and NC State.

HIGH SCHOOL

Three-star recruit ranked as the 25th-best athlete nationally in the 247Sports Composite ... rated by Rivals as the No. 18 athlete nationally and 19th among Louisiana prospects ... totaled 3,126 all-purpose yards in his high school career ... averaged 11.4 yards per carry, rushing for 2,309 yards on 202 attempts ... totaled 36 touchdowns ... rushed for 1,146 yards and 17 touchdowns as a senior ... also had 132 yards and two touchdowns receiving as well as 272 return yards with one touchdown ... helped lead John Curtis Christian to the semifinal round of the state championships ... played on an undefeated and state champion team his junior year ... totaled 1,265 all-purpose yards with 10 rushing touchdowns and one punt return score ... ran for 269 yards and five touchdowns as a sophomore ... also competed in track and field and was a four-time indoor state champion in the 60 meters ... broke the state record with a time of 6.79 seconds in the 2020 state championship, bettering his mark of 6.82 from 2018 ... his personal-best of 10.41 in the 100 was the fastest in Louisiana in 2019 and No. 5 nationally.

22 KYRON CHAMBERS
CORNER BACK
6-0 • 195 • FRESHMAN



HIGH SCHOOL

Ranked by 247Sports as the No. 43 cornerback in the country and No. 65 overall recruit in Texas ... rated the fourth-best cornerback and the 46th-best overall player in the Dallas area in the Class of 2022 ... three-star recruit ... helped South Oak Cliff reach the 2021 5A Division II state championship game ... Texas District 6-5A Division II first-team selection at cornerback as a junior.

22 MAJOR EVERHEART
WIDE RECEIVER
5-11 • 180 • FRESHMAN



HIGH SCHOOL

Three-star recruit ... rated by 247Sports as the No. 37 running back in the nation and No. 59 overall player in Texas ... rushed for 1,647 yards and 15 touchdowns as a senior while adding four receptions for 154 yards and two touchdowns ... Texas 2-5A Division I First-Team All-District as a sophomore and junior ... also a track and field standout ... placed fifth in the 200 meters and sixth in the 100 as a junior at the 2021 5A state meet ... ran a 10.38 in the 100 and 21.42 in the 200.

23 TREVOR AILEY
RUNNING BACK
5-11 • 192 • JUNIOR




2021 | SOPHOMORE

Did not see game action.

23 KEONTAE JENKINS

CORNER BACK
5-10 • 180 • SOPHOMORE



2021 | REDSHIRT FRESHMAN

Saw action in nine games ... totaled three tackles ... had a career-high two stops at Oklahoma.

2020 | REDSHIRT

Played in the final three games of the season ... did not record a tackle.

HIGH SCHOOL

Consensus four-star cornerback ... rated by 247Sports as the No. 19 cornerback in the nation ... the No. 5 overall player in Virginia by 247Sports and ESPN ... rated No. 244 in the ESPN 300 ... the 253rd-ranked player in the country in the 247Sports Composite Rankings ... won The Opening's fastest man competition at the New Jersey Regional ... selected TCU over offers from others that included LSU, Michigan, Auburn, Baylor, Wisconsin, Penn State, Florida and Florida State.

24 JOSH NEWTON

CORNER BACK
6-0 • 195 • JUNIOR



2021 | SOPHOMORE (ULM)

Had a team-best eight pass breakups and two interceptions ... placed fifth with 48 tackles and 5.0 for loss ... started nine games, including the final seven of the season ... led a 31-28 upset win over Liberty with five tackles, an interception and two pass breakups ... had three PBUs with four stops the next game against South Alabama ... had a pick to go with five tackles, four solo, at LSU ... totaled a career-best six stops with a quarterback hurry versus Texas State ... broke up two passes with five tackles, including one for loss, against Arkansas State.

2020 | REDSHIRT FRESHMAN (ULM)

Started all 12 games at boundary corner after making the transition from wide receiver during spring practice ... totaled 20 tackles and two pass breakups ... recorded a season-best four stops, including three solo, versus Arkansas State ... had two tackles and a PBU in the season finale at Louisiana.

2019 | REDSHIRT (ULM)

Did not see game action.

HIGH SCHOOL

First-team all-district as a senior ... played in the Louisiana High School Coaches Association's East-West All-Star Game ... two-year starter at wide receiver ... had 35 receptions for 733 yards, a 20.9 average, and 11 touchdowns in 2017 ... recorded five straight 100-yard receiving games ... caught six passes for 112 yards and a touchdown versus Covington in the second round of the playoffs ... had six catches for a career-high 138 yards and three TDs (38, 61 and 17 yards) against Ruston.

25 WYATT HARRIS
LINE BACKER
6-3 • 235 • SENIOR



CAREER HONORS

- 2021 Second-Team Academic All-Big 12

2021 | JUNIOR

Started the opening five games and played in eight contests overall ... placed 10th on the team with 27 tackles ... totaled a career-high and team-best nine stops to go with an interception and 47-yard return against SMU ... posted five tackles and a pass breakup the next week versus Texas ... recorded two quarterback hurries in the season-opening 45-3 win over Duquesne ... had four solo stops in the 52-31 victory at Texas Tech.

2020 | SOPHOMORE

Saw action in nine games ... totaled three tackles on the season ... had two solo stops and a quarterback hurry in the 59-23 win at Kansas ... also had a tackle in the 52-10 victory over Louisiana Tech.

2019 | FRESHMAN

Played in nine games with six starts ... started six of the final seven games of the season ... tied for 10th on the team with 26 tackles ... made his first collegiate start at Kansas State and totaled five tackles, including two for loss, with a sack and two quarterback hurries ... totaled a season-best seven stops against Texas and Oklahoma ... had his first career interception with a 14-yard return, on Texas Tech's opening series, to go with two tackles in the 33-31 win in Lubbock ... closed the season with five stops against West Virginia.

HIGH SCHOOL

Rated by 247Sports as the No. 58 linebacker in the nation and No. 104 overall player in Texas ... three-star recruit ... four-year member of the Aledo varsity team ... sidelined by injury during his senior season ... returned to action late in the year to help lead Aledo to the Class 5A Division II semifinals ... totaled 179 tackles, six interceptions and two fumble recoveries in his prep career ... younger brother of TCU offensive guard Wes Harris ... chose TCU over SMU.

25 JAMES KOSHAKJI
PENALTY KICKER
5-8 • 170 • JUNIOR



CAREER HONORS

- 2019-20 Academic All-Big 12 Rookie Team

2021 | SOPHOMORE

Did not see game action.

2020 | REDSHIRT FRESHMAN

Did not appear in a game.

2019 | REDSHIRT

Redshirted in his first season on campus ... did not see game action.

HIGH SCHOOL

A first-team All-District 6A selection ... converted 12-of-15 field-goal attempts and 103-of-105 PATs ... totaled 18 touchbacks ... also lettered in soccer.

26 BUD CLARK
SAFETY
6-2 • 190 • SOPHOMORE



2021 | REDSHIRT

Started all four games he played which also marked his first four career starts ... that stretch came in the opening five games of the campaign ... did not play the final seven contests due to injury ... totaled 10 tackles on the season ... recorded a career-high four stops in the 34-32 win over Cal ... had three tackles against Duquesne and SMU.

2020 | FRESHMAN

Appeared in all 10 games ... his three tackles on the season came on special teams, tying him for third on TCU in that category ... had solo stops in late-season wins over Kansas and Oklahoma State as well as an assisted tackle versus Oklahoma.

HIGH SCHOOL

Four-star signee ... rated the No. 13 overall player in Louisiana and No. 31 safety in the country ... has a No. 325 overall prospect ranking nationally ... also a baseball letterman at Alexandria ... chose TCU over LSU, Oklahoma and Ole Miss.

26

CALEB MEDFORD

WIDE RECEIVER
6-3 • 195 • SOPHOMORE



2021 | REDSHIRT FRESHMAN

Played in five games ... did not have a reception.

2020 | REDSHIRT

Did not see game action in his first year on campus.

HIGH SCHOOL

Three-star recruit by ESPN and 247Sports ... ranked by ESPN as the No. 103 wide receiver prospect nationally and No. 85 recruit from Texas ... listed as the No. 106 recruit in the state by 247Sports ... first-team all-district as a junior ... helped lead Henderson to the Texas Class 4A Division I state quarterfinals ... also lettered in baseball ... chose TCU over Baylor, Texas Tech, Arkansas and Ole Miss.

27

GUNNAR HENDERSON

WIDE RECEIVER
5-9 • 180 • SENIOR



CAREER HONORS

- 2021 Second-Team Academic All-Big 12

2021 | JUNIOR

Played in 11 games ... had two receptions for 12 yards ... his first TCU catch was a 5-yard pass against Duquesne ... had a 7-yard reception at Oklahoma ... recorded two tackles on special teams.

2020 | REDSHIRT (TEXAS A&M)

Attended classes at Texas A&M but was not a member of the football program.

2019 | SOPHOMORE (INCARNATE WORD)

Played in all 12 games ... had eight receptions for 95 yards, averaging 11.9 yards per catch ... had a long grab of 31 yards ... also returned two kickoffs for 48 yards with a long of 27.

2018 | FRESHMAN (INCARNATE WORD)

Saw action in 10 games ... his longest reception went for 13 yards against Nicholls ... also contributed five tackles as a defensive back.

HIGH SCHOOL

All-district at wide receiver his junior and senior years while also earning the honor at defensive back as a sophomore ... all-region and offensive most valuable player his final two years and a three-time all-district return specialist ... had 40 receptions for 701 yards and 10 touchdowns his senior year ... added 475 yards and six touchdowns on the ground ... also returned a kickoff for a touchdown ... totaled 500 yards receiving, 250 rushing and 13 touchdowns, including 10 receiving, as a junior ... had 30 tackles and a pick-6 as a sophomore.

27

JAOLINTE MCMILAN

CORNER BACK
5-11 • 185 • SOPHOMORE



2021 | REDSHIRT FRESHMAN

Played in four games ... saw action against SMU in week three and the final three contests of the season ... had one tackle.

28 MILLARD BRADFORD

SAFETY
5-11 • 190 • SENIOR



2021 | JUNIOR

Played in 11 games with starts in eight of the final nine contests ... missed the West Virginia game due to injury ... placed fourth on TCU with 52 tackles, including 2.5 for loss ... Team Captain for the first time in the 31-28 win over Kansas ... totaled a team-best and season-high 10 tackles at Oklahoma State ... recorded five stops, including his first career sack, in the 30-28 win over No. 12 Baylor ... had an interception against Texas to go with eight stops, including one for loss, in just the second start of his career ... also posted eight tackles and a pass breakup at Oklahoma ... had a PBU and two stops in the 52-31 victory at Texas Tech ... closed the campaign with a team-high seven tackles at Iowa State.

2020 | SOPHOMORE

Appeared in all 10 games with his first career start coming in the 59-23 win at Kansas ... totaled a career-high 3.5 tackles for loss among eight stops to go with a quarterback hurry against the Jayhawks ... came back the next week with another eight tackles and a pass breakup in the 29-22 victory over No. 15 Oklahoma State ... placed fifth on TCU with 44 tackles and 6.5 for loss on the season ... 35 of his stops were solo ... had a tackle for loss as part of five stops in the 33-23 win at Baylor ... recorded seven stops, including one for loss, against Oklahoma, giving him 20 tackles in two career games versus the Sooners ... had a TFL as part of four stops against Kansas State.

2019 | FRESHMAN

Played in all 12 games ... placed 12th on TCU with 23 tackles ... tied for third on the team with four special teams stops ... made his collegiate debut with two tackles for loss in the season-opening win over UAPB ... also had two tackles for loss as part of a career-high 13 stops, including 10 solo, at Oklahoma ... had a spectacular strip and recovery of the ball in the same motion while tackling OU quarterback Jalen Hurts in the game ... recorded three tackles versus Baylor.

PRIOR TO TCU

Rated by 247Sports as the No. 1 prep school player in the country at Fork Union Military Academy ... ranked as the nation's No. 54 safety prospect coming out of O'Connor High School ... chose TCU over Arizona State, Purdue, Virginia Tech and Houston.

29 MARVIN COVINGTON

CORNER BACK
5-11 • 195 • REDSHIRT FRESHMAN



2021 | REDSHIRT

Played in the opening three games of the season, preserving a redshirt year ... did not record a tackle.

HIGH SCHOOL

Three-star prospect by 247Sports and ESPN ... ranked by ESPN as the No. 28 cornerback nationally and the No. 68 player in Texas ... 247Sports has him as the No. 3 cornerback in Texas and No. 31 in the country ... also rated by 247Sports as the No. 58 overall player in the state ... recorded 12 tackles, three interceptions and a forced fumble in five games during his senior season ... also competed in track and field ... ran a 10.84 in the 100-yard dash ... selected TCU over Baylor, Miami, Texas Tech and Mississippi State.

30 DREW SCOTT

WIDE RECEIVER
6-2 • 192 • JUNIOR



2021 | SOPHOMORE

Did not see game action.

HIGH SCHOOL

Three-sport letterman in football, basketball and lacrosse ... also a captain in each sport ... all-district in football as he helped lead Highland Park to the 2018 state championship ... also a two-time all-district selection in lacrosse.

31 JORDY SANDY

PUNTER
6-3 • 218 • SENIOR



CAREER HONORS

- 2021 Ray Guy Award Ray's 8, vs. Texas
- 2020 Second-Team All-Big 12
- 2020 Second-Team AP All-Big 12
- 2020 Ray Guy Award Ray's 4, vs. Texas Tech

2021 | JUNIOR

His career-high 43.3-yard average was the best by a TCU player since Ethan Perry's 44.5 mark in 2012 ... 13 of 43 punts went inside the 20, including six inside the 10, with just three touchbacks ... opponents were held to 10 punt return yards on the season ... his 64-yard punt against Cal was TCU's longest since 2014 ... averaged 50.4 yards on five punts in the 34-32 win over the Golden Bears ... also had a 62-yard punt downed at the 1-yard line versus Texas ... had a 45.7 average on three boots in the 52-31 victory at Texas Tech ... had eight punts of at least 50 yards on the year ... served for a third consecutive season as the holder on PATs and field goals.

2020 | SOPHOMORE

His 41.0 average was the highest by a Horned Frog since Ethan Perry's 44.5 mark in 2012 ... the 41.0 average placed second in the Big 12 ... 24 of his 57 punts on the season went inside the 20-yard line with 10 boots inside the 10 ... had eight punts of at least 50 yards with only three touchbacks ... had at least one 50-yard punt in five of 10 games ... helped TCU place second in the Big 12 in net punting (38.9) ... averaged 45.4 yards on five punts in the 34-18 win over Texas Tech ... equaled a career long with a 55-yard punt as part of a 43.9-yard average on seven attempts against Kansas State ... averaged 42.9 yards on seven punts with a long of 54 in the 29-22 win over No. 15 Oklahoma State ... also averaged 42.8 and 42.5 yards in wins over Texas and Baylor, respectively ... continued to serve as the holder on PATs and field goals.

2019 | FRESHMAN

Placed 25 of his 61 punts on the season inside the opponent 20, including 12 inside the 10 ... had seven punts go inside the 5-yard line ... had just five touchbacks ... recorded nine punts of at least 50 yards, including three at Oklahoma with 50, 53 and 55-yard boots ... averaged a season-best 45.5 yards on his six attempts at OU ... posted 55- and 54-yard punts against Kansas and Baylor, respectively ... also served as the holder on field goals and extra-point attempts for first-team All-Big 12 place-kicker Jonathan Song.

PRIOR TO TCU

Rated by 247Sports as the No. 5 punter in the Class of 2019 ... ranked No. 1 in Australia ... chose TCU over Texas Tech.

32 CHRISTIAN MACDONALD

WIDE RECEIVER
6-1 • 198 • SOPHOMORE



2021 | REDSHIRT FRESHMAN


Did not appear in any games.

2020 | REDSHIRT

Did not see game action.

32 KEVIN WARD

SAFETY
6-0 • 202 • REDSHIRT FRESHMAN



2021 | REDSHIRT

Did not see game action.

HIGH SCHOOL

All-conference at defensive back his junior and senior years ... totaled 62 tackles and six pass breakups as a senior ... also had 595 yards rushing ... had 38 tackles, five interceptions, five pass breakups, and three tackles for loss his junior year.

33 THOMAS ARMSTRONG
LINE BACKER
6-3 • 235 • JUNIOR



2021 | SOPHOMORE

Played in 11 games ... totaled three tackles on the season with two coming on special teams.

2020 | REDSHIRT FRESHMAN

Saw his first collegiate action in the final three games of the season ... did not record a tackle.

2019 | REDSHIRT

Utilized a redshirt season after being sidelined by injury.

HIGH SCHOOL

Three-star recruit ... rated by 247Sports as the No. 100 defensive end in the nation and the No. 202 overall player in Florida ... had 93 stops with 17 sacks and an interception as a senior ... totaled 12 tackles, including 3.5 for loss, with 1.5 sacks and a quarterback hurry in a 38-10 win over King's Academy in the Class 3A state championship game ... chose TCU over USF and Rutgers.

33 KENDRE MILLER
RUNNING BACK
6-0 • 220 • JUNIOR



CAREER HONORS

- 2021 Earl Campbell Tyler Rose Award Honorable Mention List, vs. Texas Tech

2021 | SOPHOMORE

Placed second on TCU with 623 yards rushing while topping the team with seven touchdowns ... his 7.5 yards per carry average placed fourth for a season at TCU, giving him two of the top-six marks in program history in his first two seasons ... ran for a career-high 185 yards and three touchdowns on 12 carries in the 52-31 win at Texas Tech ... had scoring runs of 33, 75 and 45 yards to become the only player in the nation in 2021 with three touchdowns of at least 33 yards in the same game ... the 75-yard carry was the second-longest of his career ... rushed for 102 yards at Kansas State while tying a career-high with four receptions ... also ran for 112 yards on 12 attempts, including a 56-yard touchdown, in the 31-28 victory over Kansas ... it was his third 100-yard game of the season and fourth of his career ... his first career receiving touchdown went for 53 yards at Oklahoma ... his four receptions against the Sooners nearly equaled his career total of five entering the game.

2020 | FRESHMAN

His 7.2 yards per carry average ranked fifth for a season in TCU history ... placed fourth on the team with 388 yards rushing ... closed the season with his first career 100-yard game as he ran for 136 yards and two touchdowns on just five carries in the 52-10 win over Louisiana Tech ... scored on runs of 38 and 89 yards for his first career touchdowns ... the 89-yard score tied for the second-longest run all-time at TCU and was the eighth-longest play in program history ... his previous-best game was 67 yards on 10 carries in the 33-31 victory at No. 9 Texas ... rushed for 58 and 53 yards in consecutive contests at West Virginia and Kansas, respectively.

HIGH SCHOOL

Three-star recruit by 247Sports ... rated as the No. 122 athlete in the nation ... rushed for 2,508 yards and 34 touchdowns while playing quarterback his senior year ... named the District 10-2A-II Overall Most Valuable Player as a senior ... selected as the Texas Sports Writers Association third-team all-state utility player his junior year ... was also first-team all-district ... chose TCU over Southern Miss, UTSA and Wyoming.

34 ZACH MARCHESELLI
LINE BACKER
6-2 • 219 • JUNIOR



2021 | SOPHOMORE

Played in 10 games ... totaled four tackles on the year, including two on special teams ... recorded a season-best two stops at Iowa State.

2020 | REDSHIRT FRESHMAN

Saw action in four of the final six games ... did not record a tackle.

2019 | REDSHIRT

Played in three games, preserving a redshirt season ... saw action in consecutive games against Kansas, Iowa State and Kansas State.

HIGH SCHOOL

A three-star recruit by 247Sports ... rated as the No. 9 overall player in Oklahoma and No. 46 linebacker in the nation ... totaled 202 tackles, including 150 solo, 2.0 sacks, two interceptions and two fumble recoveries over his junior and senior years ... helped lead Broken Arrow to the Oklahoma Class 6A state championship ... also a state champion wrestler ... chose TCU over Arkansas, Nebraska, Texas Tech, Colorado and Kansas State.

36 JOE LATERZA
LONG SNAPPER
6-5 • 206 • REDSHIRT FRESHMAN



2021 | REDSHIRT

Did not see game action.

36 RYAN QUINTANAR
LINE BACKER
6-0 • 218 • REDSHIRT FRESHMAN



2021 | REDSHIRT

Did not see game action.

35 COLTON DOBSON
WIDERECEIVER
5-11 • 170 • REDSHIRT FRESHMAN



2021 | REDSHIRT

Did not see game action.

HIGH SCHOOL

A 4-A All-State defensive back and First-Team Region 4-4A his senior year ... totaled 50 tackles, 12 pass breakups and seven interceptions, including two Pick 6s, during his career.

39 **GRIFFIN KELL**
PENALTY KICKER
6-0 • 193 • SENIOR



CAREER HONORS

- 2020 Big 12 Special Teams Player of the Week, vs. Texas
- 2020 Lou Groza Award Star of the Week, vs. Texas

2021 | JUNIOR

Served as TCU's starting place-kicker for the third consecutive season ... had the game-winning 25-yard field goal with 6 seconds left in the 31-28 victory over Kansas ... 14-of-18 on field goals for the season ... made his first three attempts, including a 46-yard effort, in a 30-28 victory versus No. 12 Baylor, running his consecutive streak to 11 which tied for eighth-longest in TCU history ... had a season-long 48-yard field goal in the 52-31 win at Texas Tech ... was 4-of-4 on the season with attempts of at least 40 yards, including a 44-yard make at Oklahoma State ... had at least one field goal in 10 games ... made all 42 of his extra-point attempts.

2020 | SOPHOMORE

Converted 12-of-17 field goals and 36-of-37 extra-point attempts in his first season as the starting place-kicker ... made all four of his field-goal tries (27, 32, 49, 28 yards) in the 33-31 win at No. 9 Texas ... the four field goals tied for fifth-most in a game by a Horned Frog ... had four games with multiple made field goals ... was 10-of-11 on attempts inside 40 yards ... went 10-of-12 in TCU wins ... converted eight of his last 10 attempts on the season ... made kicks from 33 and 34 yards in the 33-23 victory at Baylor ... also had two field goals (43, 37) in the following week's 34-18 win over Texas Tech ... also had a pair of 32-yard makes at West Virginia ... recorded 26 touchbacks on 59 kickoffs.

2019 | FRESHMAN

Saw action in 11 games ... made 3-of-4 field goals with his only miss being from 57 yards at Iowa State ... converted a 35-yard field goal and his lone PAT attempt of the year while adding a season-best three touchbacks on kickoffs in his collegiate debut in the opener against UAPB ... had a career-long 52-yard field goal in the 37-27 win over No. 15 Texas ... also had a 47-yard make against Baylor ... totaled 12 touchbacks on 33 kickoffs for the season.

HIGH SCHOOL

A second-team 6A all-state selection as a senior by the Texas Sportswriters Association ... also first-team All-Tarrant County by the Fort Worth Star-Telegram ... two-time District 4 6A Special Teams Player of the Year ... three-year starter ... converted 25-of-31 field-goal attempts in his career, including 13-of-16 his senior year ... had a career-long 50-yard effort ... 97-of-99 on PATs over his final three years, including 68-of-69 as a senior ... also handled punt-

ing duties ... trained under TCU All-America place-kicker Jaden Oberkrom ... chose TCU over Colorado, Texas Tech and Houston.

39 **MATTHEW KERR**
LINE BACKER
6-4 • 210 • REDSHIRT FRESHMAN



CAREER HONORS

- 2021-22 Academic All-Big 12 Rookie Team

2021 | REDSHIRT

Played in the season-opening 45-3 win over Duquesne ... it was his lone action on the year.

HIGH SCHOOL

First-team all-state quarterback and the unanimous District 14-2A Most Valuable Player as a senior ... totaled 29 touchdowns his senior year ... was also all-district at quarterback and safety as a junior ... accounted for 26 touchdowns that season ... also lettered in track and field and tennis.

40 **FRANKLIN ESTRADA**
RUNNINGBACK
5-11 • 188 • REDSHIRT FRESHMAN



2021 | REDSHIRT


Did not see game action.

41 **TJ WILLSON**
LINEBACKER
6-0 • 224 • FRESHMAN



Joined the TCU football program in Spring 2022.

42 BRENT MATISCIK
TIGHT END
6-2 • 235 • JUNIOR



CAREER HONORS

- 2021 Second-Team Academic All-Big 12
- 2020 First-Team Academic All-Big 12
- 2019-20 Academic All-Big 12 Rookie Team

2021 | SOPHOMORE

Played in 11 games ... had two rushing attempts on the season.

2020 | REDSHIRT FRESHMAN

Saw action in three games ... played against West Virginia, Kansas and Louisiana Tech.

2019 | REDSHIRT

Played in one game to preserve a redshirt season ... saw action in the opener against UAPB.

44 COLT ELLISON
DEFENSIVE LINE
6-4 • 260 • SENIOR



CAREER HONORS

- 2019-20 Academic All-Big 12 Rookie Team

2021 | JUNIOR

Played in 11 games ... totaled seven tackles ... had a 28-yard fumble recovery for a touchdown at Oklahoma State ... posted a season-best two tackles against OSU as well as at Oklahoma ... recorded a quarterback hurry at Texas Tech ... had a pass breakup versus Duquesne.

2020 | SOPHOMORE

Saw action in the final eight games of the season ... totaled five tackles on the year ... had a tackle for loss as part of two stops in the 33-23 win at Baylor ... also recorded a TFL the following week in the 34-18 victory over Texas Tech ... posted two tackles in the 59-23 win at Kansas.


2019 | FRESHMAN

Played in the final six games of the season, including starts in three of the last four contests ... made his collegiate debut with two tackles in the 37-27 win over No. 15 Texas ... his first career start came in the Baylor game and he recorded a tackle ... came back the next week with another start and a career-best four tackles, including three solo ... totaled seven stops on the season.

HIGH SCHOOL

Three-star recruit ... ranked as the No. 27 defensive end in the nation and No. 50 overall player in Texas in the 247Sports composite rankings ... totaled 43 tackles with 6.5 sacks before being sidelined by injury his senior year ... first-team all-district as a junior ... earned District 6-5A Defensive Newcomer of the Year honors his sophomore year ... totaled 229 tackles, 30 sacks, six fumble recoveries and two interceptions in his prep career ... chose TCU over Notre Dame, Washington, Penn State, Tennessee and Oklahoma State.

43 BLAKE BALDWIN
LINE BACKER
6-0 • 225 • REDSHIRT FRESHMAN



2021 | REDSHIRT

Did not see game action.

HIGH SCHOOL

First-Team All-Tri-River Athletic Conference at linebacker ... Team Most Valuable Player as a senior ... four-year varsity starter and two-year Team Captain ... in just five games his senior year, he led the conference with 49 tackles, four sacks and four tackles for loss ... also saw action at fullback and had four receiving touchdowns ... earned Clover East's Iron Man Award as the hardest worker on the team his junior year.

44 BEN REPPENHAGEN
TIGHT END
6-3 • 247 • SOPHOMORE



2021 | REDSHIRT FRESHMEN

Saw his lone action of the season in the opener against Duquesne.

2020 | REDSHIRT

Did not see game action in his first year on campus.

46 DAVEION CRAWFORD
SAFETY
5-11 • 204 • JUNIOR



SOPHOMORE | 2021

Did not see game action.

46 HUNTER KREPP
WIDE RECEIVER
6-1 • 170 • FRESHMAN



47 JAKE BOOZER
LINE BACKER
6-2 • 232 • REDSHIRT FRESHMAN



2021 | REDSHIRT

Did not see game action.

HIGH SCHOOL

A quarterback at Bishop Louis Reicher Catholic School ... passed for 1,472 yards and 13 touchdowns as a senior while rushing for 427 yards and eight touchdowns ... earned all-district honors his junior year ... threw for 1,428 yards and ran for 1,024 yards and 21 scores.

47 CARTER WARE
TIGHT END
6-4 • 265 • SENIOR



2021 | SENIOR

Limited to the opening four games of the season due to injury ... started the first three contests ... did not have a reception.

2020 | JUNIOR

Started six of the final eight games ... played in all 10 contests ... his three receptions on the season came in the last five games ... his first career touchdown was on a 26-yard reception in the 59-23 win at Kansas ... had 7-yard catches in consecutive games versus Texas Tech and West Virginia.

2019 | SOPHOMORE

Saw action in 11 games with starts against Texas and West Virginia ... did not play in the season opener against UAPB due to injury ... totaled two receptions on the season ... his first collegiate catch went for 2 yards in the 37-27 win over No. 15 Texas ... also had a 7-yard reception versus Baylor.

2018 | REDSHIRT FRESHMAN

Played in all 13 games ... made his first collegiate start in the Cheez-It Bowl victory over Cal.

2017 | FRESHMAN

Redshirted his first season at TCU.

HIGH SCHOOL

A two-time all-state defensive end ... was also a three-time first-team all-district selection ... third-team All-Centex ... totaled 109 career tackles, including 18 for a loss with 6.5 sacks ... had a 65-yard interception return for a touchdown as a junior ... totaled two picks in his prep career ... forced three fumbles and recovered two ... had two receptions for 34 yards, including a 20-yard touchdown, as a tight end his senior season ... a three-year letterman and two-year team captain ... also lettered twice in basketball and track and field ... competed in the shot put and discus.

**48 ZIMBALIST
ODHAMS III**
CORNER BACK
5-9 • 146 • SOPHOMORE



2021 | FRESHMAN

Saw his lone action of the campaign in the 45-3 season-opening victory over Duquesne.

49 CONNOR LINGREN
DEFENSIVE LINE
6-5 • 305 • FRESHMAN



HIGH SCHOOL

Ranked by 247Sports as a three-star recruit ... the No. 146 defensive lineman in the nation and No. 160 overall player in Texas ... first-team 5A Division I All-State ... totaled 79 tackles with 19 for loss, four sacks, three forced fumbles and eight quarterback pressures as a senior ... instrumental in College Station posting a 15-1 overall record and 8-0 district mark while allowing just 10 points and 80.6 rushing yards per game ... a five-time College Station Defensive Player of the Game his senior year ... had career numbers of 148 tackles, 40 for loss and five sacks.

50 DOUG BLUE-ELI
DEFENSIVE LINE
6-2 • 320 • SOPHOMORE



PRIOR TO TCU (MONROE CC/PAULSBORO HS)

A NJCAA Division I All-American ... played in all 10 games for Monroe in the 2021 season ... totaled 25 tackles, including 5.0 for loss and 2.5 sacks ... had two fumble recoveries ... recorded 139 tackles with 17.0 for loss, 3.0 sacks and a forced fumble in 23 games over his final two seasons for Paulsboro High School.

51 LUKE LINGREN
LINE BACKER
6-1 • 216 • REDSHIRT FRESHMAN



2021 | REDSHIRT

Did not see game action.

**52 EZRA
DOTSON-OVETADE**
OFFENSIVE LINE
6-3 • 285 • REDSHIRT FRESHMAN



2021 | REDSHIRT (ARIZONA STATE)

Did not see game action.

HIGH SCHOOL

Consensus four-star recruit and top-7 center prospect in the nation by all the major recruiting services ... named by 247Sports as the No. 2 center in the country and No. 271 overall recruit ... member of the Rivals 250 as the nation's No. 3 center and No. 178 recruit ... ranked as the No. 88 player in Sports Illustrated's Postseason SI99 Football Prospect Rankings ... invited to the 2021 All-American Bowl ... selected to the Polynesian Bowl, an All-Star game featuring the best high school players of Polynesian heritage and other ancestries.

52 DAMONIC WILLIAMS
DEFENSIVE LINE
6-2 • 320 • FRESHMAN



HIGH SCHOOL

Three-star recruit ranked by 247Sports as the nation's No. 50 defensive tackle ... rated the No. 35 overall player in California.

53 JOHN LANZ
OFFENSIVE LINE
6-4 • 320 • SENIOR



CAREER HONORS

- 2021 Second-Team Academic All-Big 12
- 2020 Second-Team Academic All-Big 12

2021 | JUNIOR

Played in eight games with five starts at left guard ... started the opening four contests, giving him 11 straight starts for the longest streak among TCU offensive lineman ... was then sidelined by injury before returning to the starting lineup at left guard in game 10 at Oklahoma State ... it was his first start since Oct. 2 against Texas.

2020 | SOPHOMORE

Started the final seven games of the season at left guard, marking the first seven starts of his career ... did not play in the opening two games before making his TCU debut in week three against Kansas State.

2019 | REDSHIRT FRESHMAN

Did not see game action due to injury.

2018 | REDSHIRT

Sidelined for the season because of injury.

HIGH SCHOOL

Three-star recruit by 247Sports.com ... ranked as the No. 3 center in Texas and No. 15 in the country ... rated the No. 89 overall player in Texas by ESPN ... first-team all-district as a junior ... chose TCU over Baylor and Texas Tech.

54 QUINTON HARRIS
OFFENSIVE TACKLE
6-8 • 300 • FRESHMAN



HIGH SCHOOL

Three-star recruit ... 247Sports ranked him the No. 146 offensive tackle in the nation and No. 193 recruit in the state of Texas ... received second-team all-district honors as a senior ... helped Seguin total 2,881 yards rushing and 1,291 passing on the season ... also lettered in basketball, including posting a double-double with 10 points and 11 rebounds in a win over Bowie his senior year.

55 ROBBY ROCHESTER
OFFENSIVE LINE
6-5 • 290 • SOPHOMORE



Saw action in two games for the Huskies.


2020 | REDSHIRT (UConn)

UConn did not compete in the 2020 season.


HIGH SCHOOL

Played on the offensive line at Southlake Carroll ... the Dragons rushed for 2,977 yards and threw for 4,025 his senior year in 2019 ... led his team to a 13-1 record, including 7-0 in the district, in reaching the state quarterfinals.

56 ALAN ALI
OFFENSIVE LINE
6-5 • 300 • SENIOR



57 JOHNNY HODGES
LINE BACKER
6-2 • 240 • JUNIOR



CAREER HONORS

- 2021 Second-Team All-American Athletic Conference
- 2020 American Athletic Conference All-Academic Team
- 2019 American Athletic Conference All-Academic Team
- 2018 American Athletic Conference All-Academic Team

2021 | SENIOR (SMU)

Started at three different positions over the opening eight games of the season ... started at center the first five contests with the next two at left tackle and then one start at right tackle ... played in 10 games overall.

2020 | JUNIOR (SMU)

Started all 10 games at center ... helped the Mustangs to national rankings of ninth in red zone offense (92.0 percent), 13th in passing offense (318.0 yards per game) and 15th in scoring (38.6 points per game).

2019 | SOPHOMORE (SMU)

Started all 13 games ... blocked for an offense that ranked seventh nationally in scoring (41.8 points per game), ninth in total offense (489.8 yards per game) and 13th in passing (309.0 yards per game).

2018 | REDSHIRT FRESHMAN (SMU)

Played in 12 games with eight starts.

2017 | REDSHIRT (SMU)

Redshirted in his first season on campus.

HIGH SCHOOL

Three-star recruit by ESPN, 247Sports and Rivals ... honorable-mention all-state by the Associated Press his senior year ... first-team All-District 3-6A as a senior.

2021 | SOPHOMORE (NAVY)

Placed fourth on Navy with 50 tackles, despite playing just nine games ... made seven starts ... totaled a career-high 14 tackles, including one for loss, with an interception and pass breakup against SMU ... posted seven stops with two for loss, a sack and forced fumble versus Tulsa ... had six tackles and a quarterback hurry against Cincinnati ... also had six stops versus Memphis ... broke up two passes to go with two tackles against Marshall ... had two quarterback hurries and three stops in the Air Force game ... posted five tackles against Houston and four versus Notre Dame.

2020 | FRESHMAN (NAVY)

Played in seven games with one start ... posted 13 tackles on the season, including one for loss ... made his first collegiate start in the season finale against Army and recorded four stops with a TFL ... had three tackles against Tulsa and a pair of solo stops at SMU ... part of a defensive effort that saw Navy hold Tulane scoreless in the second half and to just 82 yards of offense over the final 30 minutes in a 27-24 victory ... made his collegiate football debut in the season opener against BYU and totaled four tackles ... originally a lacrosse player at Navy ... played in one game before his lone lacrosse season was cut short due to COVID-19 ... caused a turnover in a 19-3 win over Furman.

HIGH SCHOOL

Three-sport athlete who earned three letters in football, four in lacrosse and one in basketball ... First-Team All-Met as an inside linebacker as a senior ... helped lead Quince Orchard to the 2018 Maryland 4A state championship at Navy-Marine Corps Memorial Stadium ... earned Honorable-Mention All-Met honors in lacrosse his junior year.

58 **ALTRIQUE BARLOW**
OFFENSIVE LINE
6-5 • 360 • SOPHOMORE



2021 | REDSHIRT FRESHMAN

Played in five games ... saw action in the season opener against Duquesne and then in four consecutive midseason contests.

2020 | REDSHIRT

Appeared in two games ... saw action in late-season wins over Kansas and Louisiana Tech.

HIGH SCHOOL

Three-star recruit by ESPN and 247Sports ... ranked by ESPN as the No. 28 offensive guard in the country and No. 15 recruit from Virginia ... 247Sports rated him the No. 16 overall player in Virginia and No. 39 offensive guard in the nation ... chose TCU over Auburn and Virginia Tech.

66 **NOAH BOLTICOFF**
OFFENSIVE LINE
6-5 • 306 • REDSHIRT FRESHMAN



CAREER HONORS

- 2021-22 Academic All-Big 12 Rookie Team

2021 | REDSHIRT

Saw his lone action in the season-opening 45-3 win over Duquesne.

HIGH SCHOOL

Rated as the No. 1 offensive guard in Kansas and No. 33 in the country by 247Sports ... also listed by 247Sports and Rivals as the No. 3 overall player in Kansas ... consensus three-star recruit ... selected as a Sports Illustrated All-America candidate ... three-sport athlete in football, basketball and track and field (shot put, discus, javelin) ... his dad, Scott Bolticoff, played safety for Cal Lutheran ... chose TCU over Kansas State.

61 **RILEY SELF**
OFFENSIVE LINE
6-4 • 295 • REDSHIRT FRESHMAN



2021 | REDSHIRT

Did not see game action.

67 **HUDSON WHITE**
OFFENSIVE LINE
6-2 • 289 • REDSHIRT FRESHMAN



2021 | REDSHIRT

Played in the season-opening win against Duquesne.

68 **MICHAEL NICHOLS**
OFFENSIVE LINE
6-5 • 301 • SOPHOMORE



2021 | REDSHIRT FRESHMAN

Played in six contests.

2020 | REDSHIRT

Appeared in two games ... saw playing time in late-season wins over Kansas and Louisiana Tech.

HIGH SCHOOL

A three-star recruit by 247Sports and ESPN ... rated as the No. 35 offensive tackle in the nation and No. 58 overall prospect in Texas ... chose TCU over Baylor and SMU.

70

KRIS DIKE
OFFENSIVE LINE
6-6 • 305 • SENIOR



2021 | JUNIOR

Played in two games, the 45-3 season-opening win over Duquesne and the 52-31 victory at Texas Tech.

2020 | SOPHOMORE

Saw his lone action in the regular-season finale, a 52-10 victory against Louisiana Tech.

2019 | REDSHIRT FRESHMAN

Appeared in one game ... made his TCU debut in the 51-14 win over Kansas.

2018 | REDSHIRT

Redshirted in his first season on campus.

HIGH SCHOOL

Three-star recruit by 247Sports.com ... rated as the No. 9 offensive tackle in Texas and No. 94 in the nation ... the No. 144 overall player in the state ... first-team all-district as a junior ... helped lead Van to a 10-2 record his senior year ... selected TCU over Oklahoma State and Colorado.

71

MARCUS WILLIAMS
OFFENSIVE LINE
6-7 • 331 • JUNIOR



CAREER HONORS

- 2020 First-Team Academic All-Big 12

2021 | SOPHOMORE

Saw action in one game, the season-opening 45-3 win over Duquesne.

2020 | REDSHIRT FRESHMAN

Played in two games ... made his TCU debut at West Virginia ... also saw action in the regular-season finale against Louisiana Tech.

2019 | REDSHIRT

Redshirted in his first season on campus ... did not appear in any games.

HIGH SCHOOL

The No. 130 offensive tackle in the nation and No. 206 overall player in Texas ... three-star recruit by 247Sports ... helped Longview reach the Class 6A Division I semifinals ... instrumental in the Lobos averaging close to 300 yards per game rushing ... chose TCU over Baylor, Houston and SMU.

72

JASPER LOTT
OFFENSIVE LINE
6-5 • 290 • RED SHIRT FRESHMAN



2021 | REDSHIRT

Played in two games, preserving a redshirt season ... saw action in the opener against Duquesne and the finale at Iowa State.

HIGH SCHOOL

Three-star recruit ... listed by ESPN as the No. 22 tight end in the country ... the 247Sports composite rankings have him the No. 9 offensive tackle in Texas and No. 69 in the nation ... also the No. 108 overall player in Texas ... ranked as the No. 1 tight end recruit in the state by Dave Campbell's Texas Football ... a 2020 Sports Illustrated All-America candidate ... earned Texas District 7-4A-I first-team honors at tight end as a junior ... totaled 222 receiving yards and seven touchdowns on the season ... helped lead Argyle to a 13-1 record and a Texas 4A D-1 state quarterfinal appearance ... a multi-position player at Argyle, lining up at tight end, tackle and defensive end ... chose TCU over a multitude of schools that included LSU, Auburn, Oklahoma State and Texas Tech.

74

ANDREW COKER

OFFENSIVE LINE
6-7 • 315 • JUNIOR



CAREER HONORS

- 2021 Second-Team Academic All-Big 12
- 2019-20 Academic All-Big 12 Rookie Team

2021 | SOPHOMORE

Started all 12 games at right tackle ... joined left tackle Obinna Eze as the only TCU offensive linemen to start all 12 contests.

2020 | REDSHIRT FRESHMAN

Started the opening eight games at right tackle, marking his first collegiate starts ... the only Horned Frog offensive lineman to start the first eight games ... did not play in the final two contests.

2019 | REDSHIRT

Played in three games, preserving a redshirt season ... saw action against Kansas, Oklahoma State and Texas Tech.

HIGH SCHOOL

A three-star recruit by 247Sports ... rated as the No. 41 offensive tackle in the nation and No. 69 overall player in Texas in the 247Sports composite rankings ... named to the First-Team Tops in Texas by Dave Campbell's Texas Football ... selected to the Whataburger Super Team ... three-year starter ... earned second-team all-district honors as a junior ... honorable mention all-district his sophomore year ... chose TCU over Florida, Georgia, Oklahoma, Texas A&M and Texas.

75

BRANNON BROWN

OFFENSIVE LINE
6-5 • 329 • JUNIOR



2021 | SOPHOMORE

Played in three games ... saw action in the opener against Duquesne and the final two contests of the season.

2020 | REDSHIRT FRESHMAN

Saw action in two games ... played in late-season wins over Kansas and Louisiana Tech.

2019 | REDSHIRT

Redshirted in his first season on campus ... did not appear in any games.

HIGH SCHOOL

Three-star recruit ... rated by 247Sports as the No. 41 offensive guard in the nation and No. 72 overall player in Texas ... named to the Second-Team Tops in Texas by Dave Campbell's Texas Football ... selected to the Whataburger Super Team ... a unanimous first-team all-district selection as a junior ... was also first-team all-district his sophomore year ... chose TCU over Oklahoma State, Texas Tech, Houston and SMU.

76

GARRETT HAYES

OFFENSIVE LINE
6-5 • 320 • SOPHOMORE



2021 | REDSHIRT FRESHMAN

Played in nine games, the opening nine contests of the season.

2020 | REDSHIRT

Appeared in two games ... received playing time in late-season wins over Kansas and Louisiana Tech.

HIGH SCHOOL

Consensus 4-star recruit ... the third-highest rated signee in the 20 recruiting classes under TCU head coach Gary Patterson ... ranked by 247Sports as the No. 10 offensive tackle in the nation and No. 74 recruit ... the No. 12 overall player in Texas ... rated No. 97 overall by ESPN ... invited to play in the All-American Bowl ... first-team all-district as a junior ... chose TCU over numerous offers that included LSU, Oklahoma, Oklahoma State, Baylor, Ole Miss, Arkansas, Colorado and Florida State.

77

BRANDON COLEMAN

OFFENSIVE LINE
6-2 • 325 • JUNIOR



2021 | SOPHOMORE

Started eight of the last nine games, including at left guard in seven of the final eight ... his start at right guard against Texas marked his first collegiate start ... played in 11 games overall.

2020 | REDSHIRT

Played in the opening four games before a season-ending injury.

PRIOR TO TCU (TRINITY VALLEY COMMUNITY COLLEGE)

Three-star recruit by 247Sports and ESPN ... rated by 247Sports as the No. 7 JUCO recruit from Texas and the No. 7 offensive tackle in the JUCO ranks ... the No. 46 overall JUCO recruit nationally ... ranked by JCGridiron.com as the No. 9 JUCO offensive tackle in the country ... born in Virginia but spent most of his childhood in Berlin, Germany ... moved back to the United States in 2016 ... a standout at Denton High School before transferring to Trinity Valley Community College in Athens, Texas ... chose TCU over Iowa State, Florida State and Missouri.

78

WES HARRIS

OFFENSIVE LINE
6-4 • 315 • SENIOR



2021 | SENIOR

Started all four games he played ... missed eight contests due to injury.

2020 | JUNIOR

Started the opening four games before a season-ending injury ... his first three starts were at left guard, before starting at right guard versus Oklahoma.

2019 | SOPHOMORE

Limited by injury to two games ... saw action in consecutive contests against Kansas and Iowa State.

2018 | REDSHIRT FRESHMAN

Played in 11 games with five starts ... all five starts were at right guard ... his first collegiate start came against Iowa State ... it was the first of three consecutive starts for him ... also started the final two contests of the season versus Oklahoma State and in the Cheez-It Bowl against Cal.

2017 | REDSHIRT

Redshirted his first season at TCU.

HIGH SCHOOL

Four-star recruit by 247Sports.com ... ranked as the No. 3 offensive guard in Texas and No. 11 in the country ... rated the No. 28 overall player in Texas and No. 167 nationally ... helped lead Aledo to a 16-0 record and a 5A championship in 2016 ... mostly competed on the defensive line in high school ... recorded 105 tackles, including 12 for loss, and 10 sacks as a senior ... named District 6-5A Defensive Most Valuable Player ... also earned Class 5A honorable-mention all-state honors ... won three state championships at Aledo ... chose TCU over Texas A&M and Texas Tech.

79

STEVE AVILA
OFFENSIVE LINE
6-4 • 330 • SENIOR



CAREER HONORS

- 2021 First-Team AP All-Big 12
- 2021 Second-Team All-Big 12
- 2020 Honorable-Mention All-Big 12

2021 | JUNIOR

Started at center in 11 games ... saw action at right guard against Texas ... rated by Pro Football Focus as the nation's highest-graded center in week one at 87.2, allowing zero pressures on 25 pass blocking snaps with a run blocking grade of 84.8 against Duquesne ... Team Captain against Cal, Oklahoma and Baylor.

2020 | SOPHOMORE

Started all nine games he played ... made starts at three different positions (six at center, two at right tackle, one at right guard) ... the only Horned Frog to start at three different spots on the offensive line.

2019 | REDSHIRT FRESHMAN

Played in 11 games.

2018 | REDSHIRT

Redshirted in his first season on campus.

HIGH SCHOOL

Four-star recruit by ESPN ... ranked as the No. 9 offensive guard in Texas and No. 42 in the country ... rated the No. 136 overall player in Texas ... named District 8-6A Co-Offensive Sophomore Most Valuable Player in 2015 ... chose TCU over Kansas State and Utah.

80

DE'ANDRE RODGERS
TIGHT END
6-4 • 240 • REDSHIRT FRESHMAN



2021 | REDSHIRT

Played in four games, preserving a redshirt season ... saw action in four of the opening five contests ... did not have a reception.

HIGH SCHOOL

Rated by 247Sports as a four-star recruit and the No. 8 tight end in the country ... Rivals rated him the No. 6 player in the state of Washington ... received an invitation to play in the 2020 Polynesian Bowl ... caught 33 passes for 452 yards and six touchdowns midway through his senior year before being sidelined for the season by injury ... chose TCU over a multitude of offers that included Alabama, Florida, Georgia, LSU, Ohio State, Texas, and USC.

81

CHASE CURTIS
WIDE RECEIVER
6-5 • 230 • JUNIOR



2021 | REDSHIRT

Sidelined for the season due to injury.

2020 | SOPHOMORE

Played in the final three games of the season ... tied for the team lead with four special teams tackles, all solo stops ... recorded two tackles against both Oklahoma State and Louisiana Tech ... had a rushing attempt in the LA Tech game.

HIGH SCHOOL

A first-team all-state selection in football, basketball and baseball ... chose to play baseball at Neosho County Community College.

82

ALEX HONIG

TIGHT END

6-6 • 265 • REDSHIRT FRESHMAN



2021 | REDSHIRT

Sidelined for the season due to injury.

PRIOR TO TCU

Rated as a three-star recruit by 247Sports and Rivals ... the No. 27 pro-style quarterback in the 247Sports composite rankings ... rated the No. 1 quarterback and overall player in Germany ... excelled for the Schwäbisch Hall Unicorns, one of the top American football youth teams in Germany ... chose TCU over Baylor and UMass.

83

KEAGAN

CUNNINGHAM

WIDE RECEIVER

6-2 • 265 • REDSHIRT FRESHMAN



Joined the TCU football program in Spring 2022.


84

DOMINIC

DINUNZIO

TIGHT END

6-4 • 245 • JUNIOR



CAREER HONORS

- 2021 First-Team Academic All-Big 12

2021 | SOPHOMORE

Played in all 12 games while making starts in four of the final six ... totaled six receptions for 69 yards ... his first career touchdown was on a 5-yard catch in the 30-28 win over No. 12 Baylor ... it was part of a career-high two grabs in the game ... had at least one catch in four of the last five contests ... his first collegiate reception went for 5 yards in the 52-31 win at Texas Tech ... had a career long 46-yard reception at Oklahoma State, keyed by a stiff arm on an OSU defender.

2020 | REDSHIRT FRESHMAN

Did not see game action.

2019 | REDSHIRT

Played in one game, preserving his redshirt season ... saw his lone action in the 51-14 win over Kansas.

HIGH SCHOOL

Did not play high school football.

86

CURTIS RAYMOND III

WIDE RECEIVER
6-4 • 208 • SENIOR



2021 | SENIOR (CORNELL)

Had 27 receptions for 534 yards and four touchdowns ... the 19.8 yards per catch ranked second in the Ivy League and 14th nationally ... had four receptions of at least 40 yards ... his first collegiate catch went for a touchdown against VMI ... also had a scoring grab against Columbia on his final reception of the season ... posted a catch in all 10 contests with three games of at least 80 yards ... totaled a career-best 96 yards receiving on four catches, including a touchdown, against Brown ... caught four passes for 80 yards, including a 43-yard snag, at Yale ... had three receptions for 50 yards and a touchdown in a win over Colgate.

2020 | JUNIOR (CORNELL)

Season canceled due to COVID-19.

2019 | SOPHOMORE (CORNELL)

Sidelined for the season due to injury.

2018 | FRESHMAN (CORNELL)

Did not see action.

HIGH SCHOOL

A two-time all-district wide receiver ... Team Captain as a senior ... surpassed 1,000 career receiving yards and scored 19 touchdowns while setting a school record for consecutive games (23) with a reception ... closed his career ranking second in school history for receiving yards in a game (196), third in career touchdown receptions (19) and season touchdown catches (11, 2017) as well as fifth in career yards receiving (1,114) ... a two-time academic all-district selection and a second-team academic all-state honoree as a senior ... guided Dripping Springs to the fourth round of the state playoffs for the first time as a junior and to the program's first undefeated regular season as a senior ... also lettered in track and baseball.

87

BLAKE NOWELL

WIDE RECEIVER
6-4 • 205 • SOPHOMORE



CAREER HONORS

- 2021 Second-Team Academic All-Big 12

2021 | REDSHIRT FRESHMAN

His first collegiate reception was a 20-yard touchdown in his Horned Frogs debut ... it came on the first TCU pass from Chandler Morris for the final points in a 45-3 season-opening victory over Duquesne ... totaled three receptions for 34 yards on the year ... had a 12-yard catch in the 30-28 win over No. 12 Baylor.

2020 | REDSHIRT

Did not see game action in his first year in the program.

HIGH SCHOOL

Three-star recruit by 247Sports and ESPN ... ranked by 247Sports as the No. 153 wide receiver recruit nationally and No. 14 prospect from Oklahoma ... Rivals had him as the No. 8 overall recruit in the state ... also lettered in track and field ... finished third in the 400 meters at the Oklahoma Class 4A state championships ... chose TCU over Iowa State, Kansas State, Kansas, Minnesota and Navy.

88

QUINCY BROWN

WIDE RECEIVER

6-4 • 210 • SOPHOMORE



2021 | FRESHMAN

Started the final nine games while playing in all 12 contests ... tied for fifth on the team with 12 receptions for 121 yards ... his first career touchdown was a 4-yard catch for the first points in the 52-31 win at Texas Tech ... had a career-best three receptions for 46 yards in the 30-28 victory over No. 12 Baylor ... had at least one reception in nine of the 12 games ... began his TCU career with a catch in the opening five contests.

HIGH SCHOOL

Four-star recruit by 247Sports ... rated in the 247Sports composite as the No. 55 wide receiver in the nation and No. 14 overall player in Louisiana ... totaled 24 receptions for 660 yards and 10 touchdowns his junior year as Destrehan finished 11-4 and advanced to the LHSAA 5A state championship game ... helped lead Destrehan to a 12-2 record and the state semifinals as a sophomore ... chose TCU over Alabama, USC, Mississippi State, Auburn and Arkansas.

90

CALEB FOX

DEFENSIVE LINE

6-3 • 295 • JUNIOR



CAREER HONORS

- 2020 Southland Conference Freshman of the Year

2021 | SOPHOMORE (STEPHEN F. AUSTIN)

Played in all 12 games ... totaled 21 tackles, including 3.0 for loss, with 2.0 sacks ... also had a quarterback hurry.

2020 | FRESHMAN (STEPHEN F. AUSTIN)

Totaled 7.0 tackles for loss in just eight games ... had 2.5 sacks with 17 tackles on the year ... had a season-best 3.0 tackles for loss, including a sack, as part of a career-high six stops against Angelo State ... posted five tackles with 1.5 for loss versus Western Colorado ... recorded 2.0 TFLs with a sack against Eastern Kentucky in the season finale.

HIGH SCHOOL

First-team all-district as a junior.

91

TYMON MITCHELL
DEFENSIVE LINE
6-3 • 315 • JUNIOR



2021 | SOPHOMORE (GEORGIA)

Played in five games for the Bulldogs' national championship team ... saw action in wins over UAB, Vanderbilt, Arkansas, Missouri and Charleston Southern ... had two tackles against UAB and Vandy ... recorded a stop in the Charleston Southern game.

2020 | REDSHIRT FRESHMAN (GEORGIA)

His lone action came in the season-opening win at Arkansas ... had one tackle.

2019 | REDSHIRT (GEORGIA)

Co-recipient of Defensive Scout Team Player of the Year ... played in two games, versus Murray State and Arkansas State ... totaled a career-high four tackles against Arkansas State.

HIGH SCHOOL

Four-star prospect by Rivals.com ... ranked as the No. 19 defensive tackle nationally and No. 9 overall player in the state of Tennessee ... the No. 23 defensive tackle in the country by PrepStar Magazine ... ESPN.com's No. 33 defensive tackle in the nation ... helped Franklin Road Academy to an 8-5 record and the TSSAA Division II Class AA state semifinals ... named The Tennessean Nashville All-Region Division II-AA Middle Defensive Player of the Year as a senior ... listed No. 9 on The Tennessean Dandy Dozen, a collection of top-12 college football prospects in the Nashville area ... named The Tennessean Nashville All-Region Division II-AA Middle Co-Defensive Most Valuable Player as a junior ... selected to the Tennessee Football Coaches Association All-State Team ... recorded 74 tackles, including 11 for loss, and three sacks his junior year ... also competed on the wrestling team in the 285-pound weight class ... finished in third place in the 2018 TSSAA State Wrestling Championships with a 17-2 record.

92

LUKE DODDS
DEFENSIVE END
6-4 • 242 • REDSHIRT FRESHMAN



2021 | REDSHIRT

Did not see game action.

HIGH SCHOOL

Earned all-state and unanimous all-district honors at defensive end his senior year ... totaled a Round Rock High School season record 13 sacks as a senior ... also had 20 tackles for loss and three forced fumbles ... chose TCU over Baylor and Indiana.

93

GEORGE ELLIS III

DEFENSIVE LINE
6-2 • 290 • SENIOR



2021 | SENIOR

Appeared in five games ... had a solo tackle in the 52-31 win at Texas Tech.

2020 | JUNIOR

Played in nine games with four starts ... TCU went 4-0 in games he started ... his first career start was the 33-23 win at Baylor ... he then started the final three games of the season, victories over Kansas, Oklahoma State and Louisiana Tech ... totaled 11 tackles on the year ... equaled a career-high with three stops against Baylor, Oklahoma State and LA Tech ... had a quarterback hurry at West Virginia.

2019 | SOPHOMORE

Did not see game action.

2018 | REDSHIRT FRESHMAN

Played in six games ... had a tackle for a loss in consecutive contests versus West Virginia and Baylor ... totaled a season-best three stops, all solo, against the Mountaineers ... recorded two tackles in the win at Baylor and in his collegiate debut against Southern.

2017 | REDSHIRT

Redshirted his first season at TCU.

HIGH SCHOOL

Three-star recruit by 247Sports.com ... ranked by Scout.com as the No. 6 defensive tackle in Florida and No. 67 in the nation ... chose TCU over Mississippi State, Rutgers and Southern Miss.

94

LUKE DODDS

DEFENSIVE END
6-4 • 242 • REDSHIRT FRESHMAN

HIGH SCHOOL

Three-star recruit ... rated by the 247Sports as the No. 23 edge rusher in the nation and No. 49 overall player in Texas ... No. 401 nationally in the 247 composite rankings ... Dallas Morning News Defensive Player of the Week when he had a 39-yard pick-six, nine tackles including two for loss with a sack, two forced fumbles and a fumble recovery against North Garland ... first-team all-district as a junior and honorable-mention all-district his sophomore year ... 2019 Rowlett Special Teams Player of the Year.

94

MICHAEL IBUKUN-OKEYODE

DEFENSIVE LINE
6-4 • 250 • FRESHMAN



HIGH SCHOOL

Three-star recruit ... rated by the 247Sports as the No. 23 edge rusher in the nation and No. 49 overall player in Texas ... No. 401 nationally in the 247 composite rankings ... Dallas Morning News Defensive Player of the Week when he had a 39-yard pick-six, nine tackles including two for loss with a sack, two forced fumbles and a fumble recovery against North Garland ... first-team all-district as a junior and honorable-mention all-district his sophomore year ... 2019 Rowlett Special Teams Player of the Year.

95 **TERRELL COOPER**
DEFENSIVE LINE
6-2 • 280 • SENIOR



CAREER HONORS

- 2020 Honorable-Mention All-Big 12

2021 | SENIOR

Started all 11 games he played ... missed the season opener due to injury ... tied for 11th on the team with 25 tackles ... totaled a season-best four stops against SMU, West Virginia and Kansas ... took part in a half-sack in the 31-28 win over the Jayhawks ... had quarterback hurries against Texas and Baylor.

2020 | JUNIOR

Started the final nine games ... did not play in the opener due to injury, the only contest he missed in his first three seasons of action ... placed seventh on the team with 4.5 tackles for loss ... had a sack as part of 1.5 TFLs and a season-best four stops in the 33-23 win at Baylor ... also had 1.5 tackles for loss among four stops the previous week versus Oklahoma ... recorded three tackles, with 1.5 for loss, and a quarterback hurry at West Virginia ... posted a season-best three solo stops in the 59-23 win at Kansas ... also totaled three tackles in the 33-31 victory at No. 9 Texas ... had multiple stops in six of nine games.

2019 | SOPHOMORE

Appeared in all 12 contests ... recorded his first two career sacks in consecutive games against Baylor and Texas Tech ... the sack versus the Bears was part of three stops in the game ... totaled a career-best seven tackles against SMU ... had a tackle for loss as part of two stops at Oklahoma State ... had a quarterback hurry in wins over Texas and Kansas.

2018 | REDSHIRT FRESHMAN

Played in all 13 games with six starts ... made a start in the season opener against Southern in his collegiate debut ... also started against Texas Tech and in the final four games of the season ... recorded a tackle for a loss in consecutive contests against Texas Tech and Oklahoma ... also had a TFL in a win over Kansas State ... closed the year by equaling a season-best, set on two previous occasions, with three stops in the Cheez-It Bowl victory over Cal.

2017 | REDSHIRT

Redshirted his first season at TCU.

HIGH SCHOOL

Recorded 74 tackles, including 12 for loss, with five sacks and two forced fumbles as a junior ... chose TCU over Memphis and North Texas.

97 **PAUL OYEWALE**
DEFENSIVE LINE
6-4 • 260 • FRESHMAN



HIGH SCHOOL

Rated by 247Sports as the nation's No. 74 defensive lineman and No. 75 overall player in Texas ... three-star recruit ... totaled 56 tackles, including 12 for loss, three sacks and five quarterback hurries as a senior.

96

LWAL UGUAK

DEFENSIVE LINE
6-5 • 271 • SENIOR



2021 | JUNIOR (UCONN)

Played in 10 games ... totaled 34 tackles, 3.5 for loss, seven quarterback hurries and two pass breakups ... had a career-high seven tackles against Holy Cross ... recorded five stops versus Purdue.

2020 | REDSHIRT (UCONN)

UConn did not compete in the 2020 season.

2019 | SOPHOMORE (UCONN)

Saw action in all 12 games ... had 19 tackles and four sacks ... recorded a career-high two sacks as part of three tackles in the season opener against Wagner ... also had a sack at Indiana ... posted three tackles versus Houston.

2018 | FRESHMAN (UCONN)

Played in all 12 games with 10 starts ... totaled a season-best four stops, including his first tackle for loss, versus UMass ... had three stops in back-to-back games against Tulsa and SMU ... his first career tackle came in a win versus Rhode Island.

HIGH SCHOOL

First-team All-Canadian at Ainlay High School ... posted 22 tackles as a senior, including a Carr Conference-leading 7.5 sacks ... led Ainlay to a Provincial High School Tier 1 Championship, helping hold the top-ranked rushing attack to just 43 yards in the championship game.

98

DYLAN HORTON

DEFENSIVE LINE
6-4 • 275 • SENIOR



2021 | SENIOR

Played in all 12 games with his first eight career starts ... led TCU with 9.0 tackles for loss while tying for the team lead with 4.0 sacks ... had at least one TFL in seven games ... second on TCU with four quarterback hurries ... tied for fourth with 52 total tackles ... tied for team-high honors with eight tackles, including two for loss, in the 30-28 win over No. 12 Baylor ... had two sacks as part of a career-best and team-high nine stops in week four versus Texas ... the nine stops against UT equaled his season total entering the contest ... recorded sacks in each of the last two games, versus Kansas and Iowa State ... had six solo stops, including one for loss, against West Virginia.

2020 | JUNIOR

Played in eight games in his first season at TCU ... totaled eight tackles ... his first sack as a Horned Frog forced a fumble in the 52-10 win over Louisiana Tech ... had two tackles in the game ... also recorded a pair of stops against Baylor and West Virginia.

2019 | SOPHOMORE (NEW MEXICO)

Totaled 23 tackles in five games for the Lobos ... had 2.5 tackles for loss, including 1.5 sacks.

2018 | FRESHMAN (NEW MEXICO)

Played in all 12 games as a true freshman ... recorded 13 tackles with 1.5 for loss and one sack.

HIGH SCHOOL

Earned first-team All-District 13-5A honors as a safety ... lettered in basketball and received all-district accolades in that sport as well ... also competed in the long jump and high jump in track and field.

99

SONI MISI
DEFENSIVE LINE
6-2 • 320 • SENIOR



2021 | JUNIOR

Played in four games ... did not have a tackle.

2020 | SOPHOMORE

Saw action in eight games while making the first three starts of his TCU career ... started in the opener against Iowa State and in consecutive games against Texas Tech and West Virginia ... totaled five stops on the year ... had a season-best two tackles in the 33-31 win at No. 9 Texas.

2019 | REDSHIRT

Played in four games, preserving a redshirt season ... his action came in the opening four contests ... did not record any tackles.

PRIOR TO TCU (SANTA ROSA JUNIOR COLLEGE)

Rated by 247Sports as the No. 15 JUCO defensive tackle in the nation and No. 25 overall player in California ... comes from the same Santa Rosa JC that produced TCU two-time All-America cornerback Jason Verrett ... earned all-conference honors after totaling 43 tackles with 4.5 sacks ... chose TCU over New Mexico and San Jose State

2021 RESULTS (5-7 OVERALL, 3-6 BIG 12)

| DATE | TCU | OPP | OPPONENT | RESULT | SCORE | OVERALL | CONFERENCE | TV | ATTEN |
|----------|-----|-----|--------------------|--------|-------|---------|------------|-------|--------|
| Sept. 4 | — | — | Duquesne | W | 45-3 | 1-0 | 0-0 | ESPN+ | 35,377 |
| Sept. 11 | — | — | California | W | 34-32 | 2-0 | 0-0 | ESPNU | 38,631 |
| Sept. 25 | — | — | SMU | L | 34-42 | 2-1 | 0-0 | FS1 | 46,672 |
| Oct. 2 | — | — | Texas* | L | 27-32 | 2-2 | 0-1 | ABC | 43,337 |
| Oct. 9 | — | — | at Texas Tech* | W | 52-31 | 3-2 | 1-1 | ESPN | 55,821 |
| Oct. 16 | — | 4 | at Oklahoma* | L | 31-52 | 3-3 | 1-2 | ABC | 84,391 |
| Oct. 23 | — | — | West Virginia* | L | 17-29 | 3-4 | 1-3 | ESPNU | 37,288 |
| Oct. 30 | — | — | at Kansas State* | L | 12-31 | 3-5 | 1-4 | ESPNU | 44,339 |
| Nov. 6 | — | 12 | Baylor* | W | 30-28 | 4-5 | 2-4 | FOX | 40,338 |
| Nov. 13 | — | 11 | at Oklahoma State* | L | 17-63 | 4-6 | 2-5 | FOX | 54,549 |
| Nov. 20 | — | — | Kansas* | W | 31-28 | 5-6 | 3-5 | ESPN+ | 35,061 |
| Nov. 26 | — | — | at Iowa State* | L | 14-48 | 5-7 | 3-6 | FS1 | 57,775 |

* - Big 12 game

TEAM STATISTICS

| | TCU | OPP |
|--------------------------------|---------------------|--------------------|
| SCORING | 350 | 419 |
| Points Per Game | 29.2 | 34.9 |
| Points Off Turnovers | 41 | 41 |
| FIRST DOWNS | 252 | 262 |
| Rushing | 115 | 123 |
| Passing | 118 | 117 |
| Penalty | 19 | 22 |
| RUSHING YARDAGE | 2358 | 2664 |
| Yards gained rushing | 2690 | 2834 |
| Yards lost rushing | 332 | 170 |
| Rushing Attempts | 473 | 460 |
| Average Per Rush | 5.0 | 5.8 |
| Average Per Game | 196.5 | 222.0 |
| TDs Rushing | 22 | 34 |
| PASSING YARDAGE | 2875 | 2878 |
| Comp-Att-Int | 200-310-6 | 198-308-10 |
| Average Per Pass | 9.3 | 9.3 |
| Average Per Catch | 14.4 | 14.5 |
| Average Per Game | 239.6 | 239.8 |
| TDs Passing | 19 | 20 |
| TOTAL OFFENSE | 5233 | 5542 |
| Total Plays | 783 | 768 |
| Average Per Play | 6.7 | 7.2 |
| Average Per Game | 436.1 | 461.8 |
| KICK RETURNS: #-Yards | 30-804 | 23-474 |
| PUNT RETURNS: #-Yards | 9-92 | 7-18 |
| INT RETURNS: #-Yards | 10-83 | 6-84 |
| KICK RETURN AVERAGE | 26.8 | 20.6 |
| PUNT RETURN AVERAGE | 10.2 | 2.6 |
| INT RETURN AVERAGE | 8.3 | 14.0 |
| FUMBLES-LOST | 20-10 | 7-4 |
| PENALTIES-Yards | 85-737 | 52-473 |
| Average Per Game | 61.4 | 39.4 |
| PUNTS-Yards | 44-1861 | 37-1573 |
| Average Per Punt | 42.3 | 42.5 |
| Net punt average | 40.5 | 38.9 |
| KICKOFFS-Yards | 69-4203 | 81-4818 |
| Average Per Kick | 60.9 | 59.5 |
| Net kick average | 40.6 | 37.5 |
| TIME OF POSSESSION/Game | 29:53 | 30:07 |
| 3RD-DOWN Conversions | 76/162 | 68/145 |
| 3rd-Down Pct | 47% | 47% |
| 4TH-DOWN Conversions | 8/18 | 10/18 |
| 4th-Down Pct | 44% | 56% |
| SACKS BY-Yards | 15-113 | 28-187 |
| MISC YARDS | -7 | 0 |
| TOUCHDOWNS SCORED | 44 | 55 |
| FIELD GOALS-ATTEMPTS | 14-18 | 13-16 |
| ON-SIDE KICKS | 0-0 | 0-0 |
| RED-ZONE SCORES | (39-46) 85% | (46-51) 90% |
| RED-ZONE TOUCHDOWNS | (27-46) 59% | (36-51) 71% |
| PAT-ATTEMPTS | (42-42) 100% | (48-49) 98% |
| ATTENDANCE | 276704 | 296875 |
| Games/Avg Per Game | 7/39529 | 5/59375 |
| Neutral Site Games | | 0 |

| SCORING BY QUARTERS | 1ST | 2ND | 3RD | 4TH | OT | TOTAL |
|---------------------|-----|-----|-----|-----|----|-------|
| TCU | 94 | 97 | 66 | 93 | 0 | 350 |
| Opponents | 95 | 116 | 89 | 119 | 0 | 419 |

INDIVIDUAL STATISTICS

| RUSHING | GP | ATT | GAIN | LOSS | NET | AVG | TD | LONG | YPG |
|-------------------|-----------|------------|-------------|------------|-------------|------------|-----------|-----------|--------------|
| Evans, Zach | 6 | 92 | 657 | 9 | 648 | 7.0 | 5 | 51 | 108.0 |
| Miller, Kendre | 10 | 83 | 645 | 22 | 623 | 7.5 | 7 | 75 | 62.3 |
| Demercado, Emari | 11 | 96 | 477 | 31 | 446 | 4.6 | 4 | 35 | 40.5 |
| Duggan, Max | 10 | 105 | 516 | 164 | 352 | 3.4 | 3 | 42 | 35.2 |
| Morris, Chandler | 4 | 25 | 119 | 33 | 86 | 3.4 | 2 | 26 | 21.5 |
| Foster, Daimarqua | 4 | 23 | 79 | 6 | 73 | 3.2 | 0 | 10 | 18.2 |
| Watkins, Ahmonte | 2 | 12 | 56 | 7 | 49 | 4.1 | 0 | 25 | 24.5 |
| Davis, Derius | 12 | 10 | 71 | 29 | 42 | 4.2 | 1 | 43 | 3.5 |
| Jackson, Sam | 2 | 6 | 20 | 5 | 15 | 2.5 | 0 | 8 | 7.5 |
| Neufeld, Jake | 7 | 1 | 14 | 0 | 14 | 14.0 | 0 | 14 | 2.0 |
| Johnston, Quentin | 9 | 2 | 12 | 0 | 12 | 6.0 | 0 | 8 | 1.3 |
| Spielman, JD | 4 | 3 | 8 | 1 | 7 | 2.3 | 0 | 6 | 1.8 |
| Barber, Taye | 12 | 2 | 7 | 0 | 7 | 3.5 | 0 | 6 | 0.6 |
| Reynolds, Deryl | 7 | 3 | 5 | 0 | 5 | 1.7 | 0 | 3 | 0.7 |
| Downing, Matthew | 3 | 1 | 2 | 0 | 2 | 2.0 | 0 | 2 | 0.7 |
| Maticcik, Brent | 11 | 2 | 2 | 0 | 2 | 1.0 | 0 | 2 | 0.2 |
| TEAM | 12 | 7 | 0 | 25 | -25 | -3.6 | 0 | 0 | -2.1 |
| Total..... | 12 | 473 | 2690 | 332 | 2358 | 5.0 | 22 | 75 | 196.5 |
| Opponents..... | 12 | 460 | 2834 | 170 | 2664 | 5.8 | 34 | 80 | 222.0 |

| PASSING | GP | EFFIC | CMP-ATT-INT | PCT | YDS | TD | LNG | YPG |
|-------------------|-----------|---------------|------------------|-------------|-------------|-----------|-----------|--------------|
| Duggan, Max | 10 | 157.64 | 145-227-6 | 63.9 | 2048 | 16 | 75 | 204.8 |
| Morris, Chandler | 4 | 158.06 | 50-76-0 | 65.8 | 717 | 3 | 63 | 179.2 |
| Downing, Matthew | 3 | 129.60 | 3-4-0 | 75.0 | 26 | 0 | 12 | 8.7 |
| Barber, Taye | 12 | 79.40 | 1-2-0 | 50.0 | 7 | 0 | 7 | 0.6 |
| Jackson, Sam | 2 | 746.80 | 1-1-0 | 100.0 | 77 | 0 | 77 | 38.5 |
| TEAM | 7 | 0.00 | 0-2-0 | 0.0 | 0 | 0 | 0 | 0.0 |
| Total..... | 12 | 158.77 | 200-310-6 | 64.5 | 2875 | 19 | 77 | 239.6 |
| Opponents..... | 12 | 157.71 | 198-308-10 | 64.3 | 2878 | 20 | 75 | 239.8 |



MAX DUGGAN
Quarterback

INDIVIDUAL STATISTICS (CONT.)

| RECEIVING | GP | NO. | YDS | AVG | TD | LONG | YPG |
|----------------------|----|-----|------|------|----|------|-------|
| Davis, Derius | 12 | 36 | 518 | 14.4 | 1 | 63 | 43.2 |
| Johnston, Quentin | 9 | 33 | 634 | 19.2 | 6 | 75 | 70.4 |
| Barber, Taye | 12 | 30 | 514 | 17.1 | 2 | 77 | 42.8 |
| Convright, Blair | 12 | 14 | 257 | 18.4 | 2 | 47 | 21.4 |
| Brown, Quincy | 12 | 12 | 121 | 10.1 | 1 | 22 | 10.1 |
| Miller, Kendre | 10 | 12 | 117 | 9.8 | 1 | 53 | 11.7 |
| Demercado, Emari | 11 | 12 | 94 | 7.8 | 0 | 16 | 8.5 |
| Evans, Zach | 6 | 10 | 130 | 13.0 | 1 | 46 | 21.7 |
| Spielman, JD | 4 | 8 | 125 | 15.6 | 2 | 38 | 31.2 |
| Williams, Savion | 7 | 6 | 71 | 11.8 | 0 | 16 | 10.1 |
| DiNunzio, Dominic | 12 | 6 | 69 | 11.5 | 1 | 46 | 5.8 |
| Brooks, Marcel | 8 | 5 | 46 | 9.2 | 0 | 17 | 5.8 |
| Watkins, Ahmonte | 2 | 3 | 41 | 13.7 | 0 | 27 | 20.5 |
| Nowell, Blake | 7 | 3 | 34 | 11.3 | 1 | 20 | 4.9 |
| Spivey, Geor'quarius | 9 | 3 | 9 | 3.0 | 0 | 7 | 1.0 |
| Henderson, Gunnar | 11 | 2 | 12 | 6.0 | 0 | 7 | 1.1 |
| Barkley, Mikel | 2 | 1 | 48 | 48.0 | 0 | 48 | 24.0 |
| Foster, Daimarqua | 4 | 1 | 22 | 22.0 | 0 | 22 | 5.5 |
| Morris, Chandler | 4 | 1 | 7 | 7.0 | 0 | 7 | 1.8 |
| Guyton, Tyler | 8 | 1 | 6 | 6.0 | 1 | 6 | 0.8 |
| Coker, Andrew | 11 | 1 | 0 | 0.0 | 0 | 0 | 0.0 |
| Total..... | 12 | 200 | 2875 | 14.4 | 19 | 77 | 239.6 |
| Opponents..... | 12 | 198 | 2878 | 14.5 | 20 | 75 | 239.8 |

| TOTAL OFFENSE | GP | PLAYS | RUSH | PASS | TOTAL | YPG |
|-------------------|----|-------|------|------|-------|-------|
| Duggan, Max | 10 | 332 | 352 | 2048 | 2400 | 240.0 |
| Morris, Chandler | 4 | 101 | 86 | 717 | 803 | 200.8 |
| Evans, Zach | 6 | 92 | 648 | 0 | 648 | 108.0 |
| Miller, Kendre | 10 | 83 | 623 | 0 | 623 | 62.3 |
| Demercado, Emari | 11 | 96 | 446 | 0 | 446 | 40.5 |
| Jackson, Sam | 2 | 7 | 15 | 77 | 92 | 46.0 |
| Foster, Daimarqua | 4 | 23 | 73 | 0 | 73 | 18.2 |
| Watkins, Ahmonte | 2 | 12 | 49 | 0 | 49 | 24.5 |
| Davis, Derius | 12 | 10 | 42 | 0 | 42 | 3.5 |
| Downing, Matthew | 3 | 5 | 2 | 26 | 28 | 9.3 |
| Neufeld, Jake | 7 | 1 | 14 | 0 | 14 | 2.0 |
| Barber, Taye | 12 | 4 | 7 | 7 | 14 | 1.2 |
| Johnston, Quentin | 9 | 2 | 12 | 0 | 12 | 1.3 |
| Spielman, JD | 4 | 3 | 7 | 0 | 7 | 1.8 |
| Reynolds, Deryl | 7 | 3 | 5 | 0 | 5 | 0.7 |
| Maticscik, Brent | 11 | 2 | 2 | 0 | 2 | 0.2 |
| TEAM | 12 | 7 | -25 | 0 | -25 | -2.1 |
| Total..... | 12 | 783 | 2358 | 2875 | 5233 | 436.1 |
| Opponents..... | 12 | 768 | 2664 | 2878 | 5542 | 461.8 |



QUENTIN JOHNSTON
Wide Receiver



DERIUS DAVIS
Wide Receiver

| INTERCEPTIONS | NO. | YDS | AVG | TD | LONG |
|----------------------------|-----|-----|------|----|------|
| Hodges-Tomlinson, Tre'Vius | 2 | 29 | 14.5 | 1 | 29 |
| Winters, Dee | 2 | 7 | 3.5 | 0 | 5 |
| Bradford, Nook | 1 | 0 | 0.0 | 0 | 0 |
| Stewart, Kee'yon | 1 | 0 | 0.0 | 0 | 0 |
| Banks, Shadrach | 1 | 0 | 0.0 | 0 | 0 |
| McCuin, Deshawn | 1 | 0 | 0.0 | 0 | 0 |
| Harris, Wyatt | 1 | 47 | 47.0 | 0 | 47 |
| Carter, T.J | 1 | 0 | 0.0 | 0 | 0 |
| Total..... | 10 | 83 | 8.3 | 1 | 47 |
| Opponents..... | 6 | 84 | 14.0 | 1 | 43 |

| FUMBLE RETURNS | NO. | YDS | AVG | TD | LG |
|----------------|-----|-----|------|----|----|
| Ellison, Colt | 1 | 28 | 28.0 | 1 | 28 |
| Total..... | 1 | 28 | 28.0 | 1 | 28 |
| Opponents..... | 3 | 56 | 18.7 | 0 | 36 |

| I-----PATs-----I | | | | | | | | | |
|----------------------|----|-------|-------|------|-----|------|-----|-----|-----|
| SCORING | TD | FGS | KICK | RUSH | RCV | PASS | DXP | SAF | PTS |
| Kell, Griffin | 0 | 14-18 | 42-42 | 0-0 | 0 | 0-0 | 0 | 0 | 84 |
| Miller, Kendre | 8 | 0-0 | 0-0 | 0-0 | 0 | 0-0 | 0 | 0 | 48 |
| Evans, Zach | 6 | 0-0 | 0-0 | 0-0 | 0 | 0-0 | 0 | 0 | 36 |
| Johnston, Quentin | 6 | 0-0 | 0-0 | 0-0 | 0 | 0-0 | 0 | 0 | 36 |
| Demercado, Emari | 4 | 0-0 | 0-0 | 0-0 | 0 | 0-0 | 0 | 0 | 24 |
| Davis, Derius | 3 | 0-0 | 0-0 | 0-0 | 0 | 0-0 | 0 | 0 | 18 |
| Duggan, Max | 3 | 0-0 | 0-0 | 0-0 | 0 | 0-1 | 0 | 0 | 18 |
| Convright, Blair | 2 | 0-0 | 0-0 | 0-0 | 0 | 0-0 | 0 | 0 | 12 |
| Barber, Taye | 2 | 0-0 | 0-0 | 0-0 | 0 | 0-0 | 0 | 0 | 12 |
| Spielman, JD | 2 | 0-0 | 0-0 | 0-0 | 0 | 0-0 | 0 | 0 | 12 |
| Morris, Chandler | 2 | 0-0 | 0-0 | 0-0 | 0 | 0-0 | 0 | 0 | 12 |
| Guyton, Tyler | 1 | 0-0 | 0-0 | 0-0 | 0 | 0-0 | 0 | 0 | 6 |
| Nowell, Blake | 1 | 0-0 | 0-0 | 0-0 | 0 | 0-0 | 0 | 0 | 6 |
| DiNunzio, Dominic | 1 | 0-0 | 0-0 | 0-0 | 0 | 0-0 | 0 | 0 | 6 |
| Brown, Quincy | 1 | 0-0 | 0-0 | 0-0 | 0 | 0-0 | 0 | 0 | 6 |
| Hodges-Tomlinsom, T. | 1 | 0-0 | 0-0 | 0-0 | 0 | 0-0 | 0 | 0 | 6 |
| Ellison, Colt | 1 | 0-0 | 0-0 | 0-0 | 0 | 0-0 | 0 | 0 | 6 |
| Lynn, Artayvius | 1 | 0-0 | 0-0 | 0-0 | 0 | 0-0 | 0 | 0 | 6 |
| TEAM | 0 | 0-0 | 0-0 | 0-0 | 0 | 0-0 | 0 | 1 | 2 |
| Total..... | 44 | 14-18 | 42-42 | 0-0 | 0 | 0-1 | 0 | 1 | 350 |
| Opponents..... | 55 | 13-16 | 48-49 | 1-2 | 0 | 0-4 | 0 | 0 | 419 |

INDIVIDUAL STATISTICS (CONT.)

| ALL-PURPOSE YARDS | G | RUSH | REC | PR | KOR | IR | TOT | YPG |
|----------------------------|----|------|------|----|-----|----|------|-------|
| Davis, Derius | 12 | 42 | 518 | 92 | 473 | 0 | 1125 | 93.8 |
| Evans, Zach | 6 | 648 | 130 | 0 | 0 | 0 | 778 | 129.7 |
| Miller, Kendre | 10 | 623 | 117 | 0 | 0 | 0 | 740 | 74.0 |
| Johnston, Quentin | 9 | 12 | 634 | 0 | 0 | 0 | 646 | 71.8 |
| Demercado, Emari | 11 | 446 | 94 | 0 | 34 | 0 | 574 | 52.2 |
| Barber, Taye | 12 | 7 | 514 | 0 | 0 | 0 | 521 | 43.4 |
| Spielman, JD | 4 | 7 | 125 | 0 | 302 | 0 | 434 | 108.5 |
| Duggan, Max | 10 | 352 | 0 | 0 | 0 | 0 | 352 | 35.2 |
| Conwright, Blair | 12 | 0 | 257 | 0 | 0 | 0 | 257 | 21.4 |
| Brown, Quincy | 12 | 0 | 121 | 0 | 0 | 0 | 121 | 10.1 |
| Foster, Daimarqua | 4 | 73 | 22 | 0 | 0 | 0 | 95 | 23.8 |
| Morris, Chandler | 4 | 86 | 7 | 0 | 0 | 0 | 93 | 23.2 |
| Watkins, Ahmonte | 2 | 49 | 41 | 0 | 0 | 0 | 90 | 45.0 |
| Williams, Savion | 7 | 0 | 71 | 0 | 0 | 0 | 71 | 10.1 |
| DiNunzio, Dominic | 12 | 0 | 69 | 0 | 0 | 0 | 69 | 5.8 |
| Barkley, Mikel | 2 | 0 | 48 | 0 | 0 | 0 | 48 | 24.0 |
| Harris, Wyatt | 8 | 0 | 0 | 0 | 0 | 47 | 47 | 5.9 |
| Brooks, Marcel | 8 | 0 | 46 | 0 | 0 | 0 | 46 | 5.8 |
| Nowell, Blake | 7 | 0 | 34 | 0 | 0 | 0 | 34 | 4.9 |
| Hodges-Tomlinson, Tre'Vius | 12 | 0 | 0 | 0 | 0 | 29 | 29 | 2.4 |
| Jackson, Sam | 2 | 15 | 0 | 0 | 0 | 0 | 15 | 7.5 |
| Neufeld, Jake | 7 | 14 | 0 | 0 | 0 | 0 | 14 | 2.0 |
| Henderson, Gunnar | 11 | 0 | 12 | 0 | 0 | 0 | 12 | 1.1 |
| Spivey, Geor'quarius | 9 | 0 | 9 | 0 | 0 | 0 | 9 | 1.0 |
| Winters, Dee | 12 | 0 | 0 | 0 | 0 | 7 | 7 | 0.6 |
| Guyton, Tyler | 8 | 0 | 6 | 0 | 0 | 0 | 6 | 0.8 |
| Reynolds, Deryl | 7 | 5 | 0 | 0 | 0 | 0 | 5 | 0.7 |
| Downing, Matthew | 3 | 2 | 0 | 0 | 0 | 0 | 2 | 0.7 |
| Harris, Hilton | 9 | 0 | 0 | 0 | -3 | 0 | -3 | -0.3 |
| TEAM | 12 | -25 | 0 | 0 | 0 | 0 | -25 | -2.1 |
| Total..... | 12 | 2358 | 2875 | 92 | 804 | 83 | 6212 | 517.7 |
| Opponents..... | 12 | 2664 | 2878 | 18 | 474 | 84 | 6118 | 509.8 |

| PUNTING | NO. | YDS | AVG | LONG | TB | FC | I20 | 50+ | BLK |
|----------------|-----|------|------|------|----|----|-----|-----|-----|
| Sandy, Jordy | 43 | 1861 | 43.3 | 64 | 3 | 25 | 14 | 8 | 0 |
| TEAM | 1 | 0 | 0.0 | 0 | 0 | 0 | 0 | 1 | 0 |
| Total..... | 44 | 1861 | 42.3 | 64 | 3 | 25 | 14 | 8 | 1 |
| Opponents..... | 37 | 1573 | 42.5 | 63 | 2 | 12 | 14 | 11 | 0 |

| PUNT RETURNS | NO. | YDS | AVG | TD | LONG |
|----------------|-----|-----|------|----|------|
| Davis, Derius | 9 | 92 | 10.2 | 0 | 23 |
| Total..... | 9 | 92 | 10.2 | 0 | 23 |
| Opponents..... | 7 | 18 | 2.6 | 0 | 6 |

BIG PLAYS (20+ YARDS)

| Yards | Type | Player(s) | Opponent |
|-------|------|---|------------------|
| *100 | KR | Davis, Derius | West Virginia |
| 87 | KR | Spielman, JD | Texas |
| 78 | KR | Davis, Derius | @ Iowa State |
| *75 | Rush | Miller, Kendre | @ Texas Tech |
| *75 | Pass | Johnston, Quentin from Duggan, Max | @ Oklahoma |
| 63 | Pass | Davis, Derius from Morris, Chandler | Baylor |
| 62 | Pass | Barber, Taye from Jackson, Sam | @ Oklahoma State |
| 61 | Rush | Miller, Kendre | @ Kansas State |
| 60 | Pass | Barber, Taye from Duggan, Max | SMU |
| *56 | Rush | Miller, Kendre | Kansas |
| 53 | Pass | Johnston, Quentin from Morris, Chandler | Baylor |
| *53 | Pass | Miller, Kendre from Duggan, Max | @ Oklahoma |
| *51 | Rush | Evans, Zach | California |
| 51 | Pass | Barber, Taye from Duggan, Max | @ Iowa State |
| 50 | KR | Spielman, JD | Duquesne |
| 49 | Pass | Johnston, Quentin from Duggan, Max | West Virginia |
| 49 | Pass | Davis, Derius from Duggan, Max | Kansas |
| 48 | Pass | Barkley, Mikel from Duggan, Max | Kansas |
| *47 | Pass | Conwright, Blair from Duggan, Max | Iowa State |
| 47 | Pass | Davis, Derius from Duggan, Max | Duquesne |
| 47 | INT | Harris, Wyatt | SMU |
| 46 | Pass | DiNunzio, Dominic from Morris, Chandler | @ Oklahoma State |
| *46 | Pass | Evans, Zach from Duggan, Max | SMU |
| *45 | Pass | Johnston, Quentin from Duggan, Max | California |
| *45 | Rush | Miller, Kendre | @ Texas Tech |
| *43 | Rush | Davis, Derius | Kansas |
| 42 | Rush | Duggan, Max | Kansas |
| 42 | Pass | Davis, Derius from Duggan, Max | @ Texas Tech |
| 41 | KR | Spielman, JD | SMU |
| 38 | Pass | Spielman, JD from Duggan, Max | SMU |
| 35 | Rush | Evans, Zach | @ Texas Tech |
| 35 | Pass | Conwright, Blair from Morris, Chandler | Baylor |
| 34 | KR | Spielman, JD | SMU |
| 34 | Pass | Barber, Taye from Duggan, Max | Duquesne |
| 33 | Pass | Johnston, Quentin from Duggan, Max | @ Oklahoma |
| 33 | Pass | Johnston, Quentin from Morris, Chandler | Baylor |
| 33 | Rush | Duggan, Max | California |
| 33 | Rush | Evans, Zach | Texas |

| KICKOFFS | NO. | YDS | AVG | TB | OB | RETN | NET | YDLN |
|----------------|-----|------|------|----|----|------|------|------|
| Kell, Griffin | 59 | 3542 | 60.0 | 26 | 0 | | | |
| Total..... | 59 | 3542 | 60.0 | 26 | 0 | 577 | 39.2 | 25 |
| Opponents..... | 49 | 2900 | 59.2 | 19 | 1 | 410 | 41.1 | 23 |

| KICK RETURNS | NO. | YDS | AVG | TD | LONG |
|------------------|-----|-----|------|----|------|
| Davis, Derius | 16 | 473 | 29.6 | 1 | 100 |
| Spielman, JD | 9 | 302 | 33.6 | 0 | 87 |
| Demercado, Emari | 2 | 34 | 17.0 | 0 | 19 |
| Harris, Hilton | 2 | -3 | -1.5 | 0 | 0 |
| Matisick, Brent | 1 | -2 | -2.0 | 0 | 0 |
| Total..... | 30 | 804 | 26.8 | 1 | 100 |
| Opponents..... | 23 | 474 | 20.6 | 0 | 39 |

| FIELD GOALS | FGM-A | PCT | 01-19 | 20-29 | 30-39 | 40-49 | 50+ | LG | BLK |
|---------------|-------|------|-------|-------|-------|-------|-----|----|-----|
| Kell, Griffin | 14-18 | 77.8 | 1-1 | 6-6 | 3-7 | 4-4 | 0-0 | 48 | 1 |

| FG SEQUENCE | TCU | OPPONENT |
|----------------|--------------------------|------------------------|
| Duquesne | (18) | (26) |
| California | 39 | — |
| SMU | 38, (40), (30) | — |
| Texas | (25), (36) | (38), (38), (26), (28) |
| Texas Tech | (48) | (38) |
| Oklahoma | (22) | 46, (28) |
| West Virginia | (24) | (27), (38), (49), 38 |
| Kansas State | (24) | (42) |
| Baylor | (30), (46), (24), 37, 34 | — |
| Oklahoma State | (44) | — |
| Kansas | (25) | 45 |
| Iowa State | — | (27), (32) |

Numbers in (parentheses) indicate field goal was made.

| Yards | Type | Player(s) | Opponent |
|-------|------|---|------------------|
| *33 | Rush | Miller, Kendre | @ Texas Tech |
| 32 | Rush | Duggan, Max | @ Texas Tech |
| 32 | KR | Davis, Derius | @ Oklahoma |
| 30 | KR | Davis, Derius | @ Kansas State |
| *30 | Pass | Conwright, Blair from Duggan, Max | California |
| 30 | Pass | Davis, Derius from Morris, Chandler | @ Kansas State |
| 29 | Pass | Barber, Taye from Morris, Chandler | Baylor |
| *29 | INT | Hodges-Tomlinson, Tre'Vius | @ Texas Tech |
| 29 | KR | Davis, Derius | @ Oklahoma |
| 28 | Pass | Davis, Derius from Duggan, Max | Kansas |
| 28 | Rush | Duggan, Max | SMU |
| 28 | Rush | Miller, Kendre | West Virginia |
| *28 | FR | Ellison, Colt | @ Oklahoma State |
| 27 | Rush | Evans, Zach | SMU |
| 27 | Pass | Johnston, Quentin from Morris, Chandler | Baylor |
| 27 | Rush | Evans, Zach | SMU |
| 27 | Pass | Watkins, Ahmonte from Morris, Chandler | @ Oklahoma State |
| 27 | Pass | Barber, Taye from Duggan, Max | @ Oklahoma |
| 26 | Rush | Evans, Zach | @ Texas Tech |
| 26 | Pass | Davis, Derius from Duggan, Max | @ Iowa State |
| 26 | Rush | Morris, Chandler | Baylor |
| *25 | Pass | Johnston, Quentin from Duggan, Max | @ Oklahoma |
| 25 | Rush | Watkins, Ahmonte | @ Oklahoma State |
| 25 | Pass | Spielman, JD from Duggan, Max | Texas |
| 25 | Pass | Conwright, Blair from Duggan, Max | @ Texas Tech |
| 25 | KR | Davis, Derius | @ Oklahoma State |
| 25 | Rush | Evans, Zach | @ Texas Tech |
| 23 | PR | Davis, Derius | Duquesne |
| 23 | Pass | Barber, Taye from Duggan, Max | West Virginia |
| 23 | Pass | Barber, Taye from Duggan, Max | Texas |
| 23 | Rush | Miller, Kendre | @ Kansas State |
| 22 | Pass | Brown, Quincy from Duggan, Max | @ Iowa State |
| 22 | Pass | Evans, Zach from Duggan, Max | West Virginia |
| 22 | Pass | Foster, Daimarqua from Duggan, Max | @ Oklahoma |
| 22 | PR | Davis, Derius | @ Oklahoma |
| 22 | Rush | Evans, Zach | California |
| 22 | Rush | Demercado, Emari | Duquesne |

- Denotes touchdown-scoring play

DEFENSIVE STATISTICS

| PLAYER | GP-GS | Solo | Ast | Total | TFL- Yds | Sacks- Yds | Int- Yds | PBU | PD | QBH | FR- Yds | FF | BLK | Saf |
|----------------------------|-------|------|-----|-------|----------|------------|----------|-----|----|-----|---------|----|-----|-----|
| Winters, Dee | 12-12 | 53 | 21 | 74 | 5.0-17 | 1.0-9 | 2-7 | 2 | 4 | 2 | . | . | . | . |
| Carter, T.J. | 10-10 | 47 | 16 | 63 | . | . | 1-0 | 1 | 2 | 1 | . | . | . | . |
| Hodge, Jamoi | 12-7 | 36 | 24 | 60 | 3.5-11 | 1.0-8 | . | 1 | 1 | . | . | . | . | . |
| Bradford, Nook | 11-8 | 41 | 11 | 52 | 2.5-11 | 1.0-9 | 1-0 | 2 | 3 | . | . | . | . | . |
| Horton, Dylan | 12-8 | 34 | 18 | 52 | 9.0-44 | 4.0-37 | . | . | . | 4 | . | . | . | . |
| Mathis, Ochaun | 12-12 | 30 | 15 | 45 | 7.0-35 | 4.0-28 | . | 3 | 3 | 5 | . | . | 1 | . |
| Hodges-Tomlinson, T. | 12-12 | 33 | 9 | 42 | 2.0-6 | . | 2-29 | 7 | . | . | . | 2 | . | . |
| VanZandt, La'Kendrick | 12-10 | 28 | 10 | 38 | 3.5-9 | 1.0-3 | . | 1 | 1 | 2 | 1-0 | . | . | . |
| Foster, Josh | 12-2 | 24 | 13 | 37 | 0.5-1 | . | . | . | . | 1 | . | . | . | . |
| Harris, Wyatt | 8-5 | 21 | 6 | 27 | . | . | 1-47 | 1 | 2 | 2 | . | . | . | . |
| Cooper, Terrell | 11-11 | 10 | 15 | 25 | 0.5-3 | 0.5-3 | . | . | . | 2 | . | . | . | . |
| Ceasar, C.J. | 12-7 | 23 | 2 | 25 | 3.0-8 | . | . | 5 | 5 | . | 1-0 | . | . | . |
| Coleman, Khari | 9-4 | 10 | 9 | 19 | 2.5-11 | 1.5-9 | . | 1 | 1 | 2 | . | . | . | . |
| Jenkins, Patrick | 12-2 | 10 | 9 | 19 | 4.0-8 | . | . | . | . | . | . | . | . | . |
| Bethley, Corey | 8-8 | 10 | 8 | 18 | 1.0-7 | 1.0-7 | . | . | . | 1 | . | . | . | . |
| Barquet, Earl | 10-2 | 4 | 8 | 12 | 1.0-6 | . | . | . | . | 1 | . | . | . | . |
| Banks, Shadrach | 11-0 | 11 | 1 | 12 | 1.0-1 | . | 1-0 | . | . | . | . | . | . | . |
| Clark, Bud | 4-4 | 6 | 4 | 10 | . | . | . | . | . | . | . | . | . | . |
| Onyemaobi, Michael | 8-2 | 5 | 3 | 8 | 1.0-2 | . | . | 1 | 1 | . | . | . | . | . |
| Daniels, Noah | 5-2 | 5 | 2 | 7 | . | . | . | . | . | . | . | . | . | . |
| Ellison, Colt | 11-0 | 1 | 6 | 7 | . | . | . | 1 | 1 | 1 | 1-28 | . | . | . |
| Marcheselli, Zac | 10-0 | 4 | 1 | 5 | . | . | . | . | . | . | . | . | . | . |
| Armstead, Da'Veawn | 10-0 | 1 | 4 | 5 | . | . | . | . | . | . | . | . | . | . |
| Stewart, Kee'yon | 3-1 | 5 | . | 5 | . | . | 1-0 | 1 | 2 | . | . | . | . | . |
| Perkins-McAllister, D'Arco | 10-0 | 2 | 2 | 4 | . | . | . | . | . | . | . | . | . | . |
| Jenkins, Keontae | 9-0 | 2 | 1 | 3 | . | . | . | . | . | . | . | . | . | . |
| Armstrong, Thomas | 11-0 | 2 | 1 | 3 | . | . | . | . | . | . | . | . | . | . |
| Camara, Abraham | 8-0 | 2 | . | 2 | . | . | . | . | . | . | . | . | . | . |
| Convright, Blair | 12-3 | 2 | . | 2 | . | . | . | . | . | . | . | . | . | . |
| Collins, Donovan | 6-0 | 2 | . | 2 | . | . | . | . | . | . | . | . | . | . |
| Henderson, Gunnar | 11-0 | 2 | . | 2 | . | . | . | . | . | . | . | . | . | . |
| Kell, Griffin | 12-0 | 2 | . | 2 | . | . | . | . | . | . | . | . | . | . |
| Reynolds, Deryl | 7-0 | 2 | . | 2 | . | . | . | . | . | . | . | . | . | . |
| Davis, Derius | 12-6 | 2 | . | 2 | . | . | . | . | . | . | . | . | . | . |
| Ellis, George | 5-0 | 1 | . | 1 | . | . | . | . | . | . | . | . | . | . |
| Sandy, Jordy | 12-0 | 1 | . | 1 | . | . | . | . | . | . | . | . | . | . |
| Evans, Zach | 6-5 | 1 | . | 1 | . | . | . | . | . | . | . | . | . | . |
| McMillan, Jaionte | 4-0 | 1 | . | 1 | . | . | . | . | . | . | . | . | . | . |
| Turnier, Kenny | 3-0 | 1 | . | 1 | . | . | . | . | . | . | . | . | . | . |
| Brooks, Marcel | 8-0 | 1 | . | 1 | . | . | . | . | . | . | . | . | . | . |
| Nowell, Blake | 7-0 | 1 | . | 1 | . | . | . | . | . | . | . | . | . | . |
| Coleman, Brandon | 10-7 | 1 | . | 1 | . | . | . | . | . | . | 1 | . | . | . |
| Harris, Hilton | 9-0 | 1 | . | 1 | . | . | . | . | . | . | . | . | . | . |
| McCuin, Deshawn | 2-1 | . | 1 | 1 | . | . | 1-0 | . | . | . | . | . | . | . |
| TEAM | 12-0 | . | . | . | . | . | . | . | . | . | 1-0 | . | . | 1 |
| Total..... | 12-0 | 481 | 220 | 701 | 47.0-180 | 15-113 | 10-83 | 27 | 37 | 24 | 4-28 | 3 | 1 | 1 |
| Opponents..... | 12-0 | 465 | 272 | 737 | 71.0-306 | 28-187 | 6-84 | 26 | 32 | 22 | 10-56 | 14 | 2 | . |



DEE WINTERS
Linebacker

GAME-BY-GAME TEAM STATISTICS

| OFFENSE | RUSHING | | | | RECEIVING | | | | PASSING | | | | KICK RET | | | | PUNT RET | | | | TOT OFF |
|--------------------|------------|-------------|-----------|-----------|------------|-------------|-----------|-----------|------------------|-------------|-----------|-----------|-----------|------------|----------|------------|----------|-----------|----------|-----------|-------------|
| | NO. | YDS | TD | LG | NO. | YDS | TD | LG | C-A-I | YDS | TD | LG | NO. | YDS | TD | LG | NO. | YDS | TD | LG | |
| Duquesne | 38 | 178 | 4 | 22 | 18 | 253 | 2 | 47 | 18-24-1 | 253 | 2 | 47 | 2 | 69 | 0 | 50 | 1 | 23 | 0 | 23 | 431 |
| California | 50 | 271 | 2 | 51 | 17 | 234 | 3 | 45 | 17-31-1 | 234 | 3 | 45 | 2 | 35 | 0 | 18 | 1 | 8 | 0 | 8 | 505 |
| SMU | 30 | 170 | 1 | 28 | 16 | 276 | 3 | 60 | 16-28-0 | 276 | 3 | 60 | 3 | 93 | 0 | 41 | 0 | 0 | 0 | 0 | 446 |
| Texas* | 41 | 169 | 2 | 33 | 20 | 182 | 1 | 25 | 20-28-0 | 182 | 1 | 25 | 3 | 124 | 0 | 87 | 1 | 2 | 0 | 0 | 351 |
| at Texas Tech* | 47 | 394 | 5 | 75 | 8 | 104 | 1 | 42 | 8-10-0 | 104 | 1 | 42 | 0 | 0 | 0 | 0 | 1 | 8 | 0 | 8 | 498 |
| at Oklahoma* | 37 | 183 | 0 | 17 | 20 | 346 | 4 | 75 | 20-30-0 | 346 | 4 | 75 | 5 | 117 | 0 | 32 | 1 | 22 | 0 | 22 | 529 |
| West Virginia* | 34 | 149 | 0 | 28 | 16 | 244 | 1 | 49 | 16-26-2 | 244 | 1 | 49 | 4 | 108 | 1 | 100 | 0 | 0 | 0 | 0 | 393 |
| at Kansas State* | 41 | 159 | 2 | 61 | 18 | 184 | 0 | 30 | 18-28-0 | 184 | 0 | 30 | 3 | 67 | 0 | 30 | 2 | 19 | 0 | 12 | 343 |
| Baylor* | 35 | 94 | 1 | 26 | 30 | 468 | 2 | 63 | 30-42-0 | 468 | 2 | 63 | 0 | 0 | 0 | 0 | 1 | 7 | 0 | 7 | 562 |
| at Oklahoma State* | 32 | 133 | 1 | 35 | 12 | 202 | 0 | 77 | 12-21-0 | 202 | 0 | 77 | 4 | 78 | 0 | 25 | 0 | 0 | 0 | 0 | 335 |
| Kansas* | 49 | 326 | 4 | 56 | 10 | 166 | 0 | 49 | 10-16-1 | 166 | 0 | 49 | 1 | -2 | 0 | 0 | 1 | 3 | 0 | 0 | 492 |
| Iowa State* | 39 | 132 | 0 | 17 | 15 | 216 | 2 | 51 | 15-26-1 | 216 | 2 | 51 | 3 | 115 | 0 | 78 | 0 | 0 | 0 | 0 | 348 |
| TCU | 473 | 2358 | 22 | 75 | 200 | 2875 | 19 | 77 | 200-310-6 | 2875 | 19 | 77 | 30 | 804 | 1 | 100 | 9 | 92 | 0 | 23 | 5233 |
| Opponent | 460 | 2664 | 34 | 80 | 198 | 2878 | 20 | 75 | 198-308-10 | 2878 | 20 | 75 | 23 | 474 | 0 | 39 | 7 | 18 | 0 | 6 | 5542 |

GAMES PLAYED: 12
KICK RET AVG: 26.8

AVG PER RUSH: 5.0
PUNT RET AVG: 10.2

AVG PER CATCH: 14.4
ALL PURPOSE AVG/GAME: 517.7

PASS EFFICIENCY: 158.77
TOTAL OFFENSE AVG/GM: 436.1

| | -----TACKLES----- | | | | | ---FUMBLES--- | | | | | | -----Kicks--XPTS----- | | | | | |
|--------------------|-------------------|-----|-------|----------|-----------|---------------|--------|---------|-----|-----|-----|-----------------------|-----|-----|-----|-----|--|
| DEFENSE | SOLO | AST | TOTAL | TFL-YDS | SACKS-YDS | FF | FR-YDS | INT-YDS | QBH | PBU | BLK | ATT-MADE | RUN | RCV | SAF | PTS | |
| Duquesne | 23 | 16 | 39 | 5.0-15 | 1.0-7 | 0 | 1-0 | 1-0 | 3 | 2 | 0 | 6-6 | 0 | 0 | 0 | 45 | |
| California | 29 | 16 | 45 | 3.0-14 | 2.0-12 | 0 | 0-0 | 0-0 | 3 | 2 | 0 | 4-4 | 0 | 0 | 0 | 34 | |
| SMU | 51 | 10 | 61 | 4.0-8 | 0.0-0 | 0 | 0-0 | 3-52 | 4 | 0 | 0 | 4-4 | 0 | 0 | 0 | 34 | |
| Texas* | 47 | 30 | 77 | 4.0-23 | 2.0-21 | 1 | 0-0 | 1-0 | 4 | 2 | 0 | 3-3 | 0 | 0 | 0 | 27 | |
| at Texas Tech* | 52 | 10 | 62 | 2.0-9 | 1.0-7 | 0 | 0-0 | 1-29 | 1 | 6 | 0 | 7-7 | 0 | 0 | 0 | 52 | |
| at Oklahoma* | 27 | 36 | 63 | 6.0-25 | 2.0-15 | 1 | 1-0 | 0-0 | 0 | 1 | 0 | 4-4 | 0 | 0 | 0 | 31 | |
| West Virginia* | 50 | 22 | 72 | 3.0-11 | 1.0-7 | 0 | 0-0 | 0-0 | 1 | 1 | 1 | 2-2 | 0 | 0 | 0 | 17 | |
| at Kansas State* | 37 | 10 | 47 | 5.0-21 | 2.0-14 | 0 | 0-0 | 1-0 | 2 | 3 | 0 | 1-1 | 0 | 0 | 1 | 18 | |
| Baylor* | 38 | 20 | 58 | 7.0-22 | 1.0-9 | 0 | 0-0 | 2-0 | 2 | 1 | 0 | 3-3 | 0 | 0 | 0 | 30 | |
| at Oklahoma State* | 52 | 24 | 76 | 2.0-3 | 0.0-0 | 1 | 2-28 | 0-0 | 1 | 2 | 0 | 2-2 | 0 | 0 | 0 | 17 | |
| Kansas* | 40 | 16 | 56 | 3.0-20 | 2.0-19 | 0 | 0-0 | 1-2 | 2 | 4 | 0 | 4-4 | 0 | 0 | 0 | 14 | |
| at Iowa State* | 35 | 10 | 45 | 3.0-9 | 1.0-2 | 0 | 0-0 | 0-0 | 1 | 3 | 0 | 2-2 | 0 | 0 | 0 | 14 | |
| TCU | 481 | 220 | 701 | 47.0-180 | 15.0-113 | 3 | 4-28 | 10-83 | 24 | 27 | 1 | 42-42 | 0 | 0 | 1 | 350 | |
| Opponent | 465 | 272 | 737 | 71.0-306 | 28.0-187 | 14 | 10-56 | 6-84 | 22 | 26 | 2 | 49-48 | 1 | 0 | 0 | 419 | |

| SPECIAL TEAMS | PUNTING | | | | | | | | | FIELD GOALS | | | KICKOFFS | | | | |
|--------------------|---------|------|------|------|------|----|----|-----|-----|-------------|----|------|----------|------|------|----|----|
| | NO. | YDS | AVG | LONG | BLKD | TB | FC | 50+ | I20 | ATT-MADE | LG | BLKD | NO. | YDS | AVG | TB | OB |
| Duquesne | 1 | 37 | 37.0 | 37 | 0 | 0 | 0 | 0 | 1 | 1-1 | 18 | 0 | 8 | 461 | 57.6 | 4 | 1 |
| California | 5 | 252 | 50.4 | 64 | 0 | 2 | 3 | 2 | 1 | 1-0 | 0 | 0 | 6 | 357 | 59.5 | 4 | 0 |
| SMU | 2 | 88 | 44.0 | 51 | 0 | 0 | 2 | 1 | 0 | 3-2 | 40 | 0 | 7 | 450 | 64.3 | 5 | 0 |
| Texas* | 3 | 144 | 48.0 | 62 | 0 | 0 | 1 | 2 | 2 | 2-2 | 36 | 0 | 6 | 347 | 57.8 | 2 | 0 |
| at Texas Tech* | 3 | 137 | 45.7 | 52 | 0 | 1 | 1 | 1 | 0 | 1-1 | 48 | 0 | 9 | 600 | 66.7 | 8 | 0 |
| at Oklahoma* | 5 | 210 | 42.0 | 52 | 0 | 0 | 4 | 2 | 1 | 1-1 | 22 | 0 | 6 | 313 | 52.2 | 4 | 0 |
| West Virginia* | 3 | 124 | 41.3 | 49 | 0 | 0 | 1 | 0 | 3 | 1-1 | 24 | 0 | 4 | 244 | 61.0 | 1 | 1 |
| at Kansas State* | 5 | 208 | 41.6 | 46 | 0 | 0 | 2 | 0 | 2 | 1-1 | 24 | 0 | 3 | 157 | 52.3 | 0 | 0 |
| Baylor* | 1 | 33 | 33.0 | 33 | 0 | 0 | 0 | 0 | 0 | 5-3 | 46 | 1 | 7 | 448 | 64.0 | 4 | 0 |
| at Oklahoma State* | 8 | 338 | 42.2 | 48 | 0 | 0 | 5 | 0 | 3 | 1-1 | 44 | 0 | 4 | 252 | 63.0 | 1 | 0 |
| Kansas* | 3 | 131 | 43.7 | 45 | 0 | 0 | 3 | 0 | 1 | 1-1 | 25 | 0 | 6 | 382 | 63.7 | 4 | 0 |
| at Iowa State8 | 5 | 159 | 31.8 | 44 | 1 | 0 | 3 | 0 | 0 | 0-0 | 0 | 0 | 3 | 192 | 64.0 | 0 | 0 |
| Totals | 44 | 1861 | 42.3 | 64 | 1 | 3 | 25 | 8 | 14 | 18-14 | 48 | 1 | 69 | 4203 | 60.9 | 37 | 2 |
| Opponent | 37 | 1573 | 42.5 | 63 | 0 | 2 | 12 | 11 | 14 | 16-13 | 49 | 1 | 81 | 4818 | 59.5 | 39 | 0 |

GAME-BY-GAME STARTERS

| Pos. | DU | CAL | SMU | UT | TTU | OU | WVU | KSU | BU | OSU | KU | ISU |
|------|-----------|----------|----------|------------|------------|----------|----------|-------------|----------|------------|-----------|------------|
| WR | Johnston | Johnston | Johnston | Johnston | Barber | Johnston | Johnston | Johnston | Johnston | Johnston | Spivey | Conwright |
| TE | Ware | Ware | Ware | Brown (WR) | Brown (WR) | Guyton | DiNunzio | DiNunzio | DiNunzio | Davis (WR) | DiNunzio | Davis (WR) |
| LT | Eze | Eze | Eze | Eze | Eze | Eze | Eze | Eze | Eze | Eze | Eze | Eze |
| LG | Lanz | Lanz | Lanz | Lanz | Coleman | Coleman | Coleman | Coleman | Coleman | Lanz | Coleman | Coleman |
| C | Avila | Avila | Avila | McMillon | Avila | Avila | Avila | Avila | Avila | Avila | Avila | Avila |
| RG | McMillon | Harris | Harris | Coleman | McMillon | McMillon | Harris | Harris | McMillon | McMillon | McMillon | McMillon |
| RT | Coker | Coker | Coker | Coker | Coker | Coker | Coker | Coker | Coker | Coker | Coker | Coker |
| WR | Spivey | Davis | Davis | Davis | Davis | Barber | Barber | Spivey (TE) | Barber | Barber | Barber | Barber |
| WR | Williams | Williams | Williams | Conwright | Conwright | Brown | Brown | Brown | Brown | Brown | Brown | Brown |
| QB | Duggan | Duggan | Duggan | Duggan | Duggan | Duggan | Duggan | Duggan | Duggan | Morris | Duggan | Duggan |
| RB | Demercado | Evans | Evans | Evans | Evans | Miller | Evans | Miller | Miller | Demercado | Demercado | Demercado |

| Pos. | DU | CAL | SMU | UT | TTU | OU | WVU | KSU | BU | OSU | KU | ISU |
|------|-------------|-------------|-------------|-------------|-------------|-------------|-------------|-------------|-------------|-------------|-------------|-------------|
| LE | Mathis | Mathis | Mathis | Mathis | Mathis | Mathis | Mathis | Mathis | Mathis | Mathis | Mathis | Mathis |
| DT | Barquet | Cooper | Cooper | Cooper | Cooper | Cooper | Cooper | Cooper | Cooper | Cooper | Cooper | Cooper |
| NT | Bethley | Bethley | Barquet | Jenkins | Jenkins | Bethley | Bethley | Bethley | Bethley | Bethley | Bethley | Bethley |
| RE | Horton | Horton | Horton | Horton | Horton | Coleman | Horton | Coleman | Horton | Coleman | Horton | Coleman |
| LB | Winters | Winters | Winters | Winters | Winters | Winters | Winters | Winters | Winters | Winters | Winters | Winters |
| LB | Harris | Harris | Harris | Harris | Harris | Hodge | Hodge | Hodge | Hodge | Hodge | Hodge | Hodge |
| CB | H-Tomlinson | H-Tomlinson | H-Tomlinson | H-Tomlinson | H-Tomlinson | H-Tomlinson | H-Tomlinson | H-Tomlinson | H-Tomlinson | H-Tomlinson | H-Tomlinson | H-Tomlinson |
| VS | Carter | Carter | Clark | Carter | Clark | Carter | Onyemaobi | Onyemaobi | Bradford | Bradford | Foster | Foster |
| FS | Clark | Clark | McCuin | Carter | Clark | Carter | Carter | Carter | Carter | Carter | Bradford | Bradford |
| SS | Van Zandt | Van Zandt | Van Zandt | Van Zandt | Bradford | Van Zandt | Van Zandt | Bradford | Van Zandt | Van Zandt | Van Zandt | Van Zandt |
| CB | Ceasar | Ceasar | Carter | Ceasar | Ceasar | Ceasar | Ceasar | Daniels | Daniels | Daniels | Stewart | Ceasar |

GAME-BY-GAME INDIVIDUAL STATISTICS

GAME-BY-GAME RUSHING (ATT-YDS/TD)

| | SEASON | DUQ | CAL | SMU | UT | TTU | OU | WVU | KSU | BU | OSU | KU | ISU |
|-------------------|-----------|---------|----------|----------|----------|----------|---------|---------|----------|---------|----------|----------|---------|
| Evans, Zach | 92-648/5 | 5-27/1 | 22-190/1 | 15-113/0 | 15-113/1 | 17-143/2 | DNP | 18-62/0 | DNP | DNP | DNP | DNP | DNP |
| Miller, Kendre | 83-623/7 | 8-54/1 | 4-18/0 | 5-27/1 | 5-18/1 | 12-185/3 | 15-55/0 | 6-54/0 | 14-102/0 | 2--2/0 | DNP | 12-112/1 | DNP |
| Demercado, Emari | 96-446/4 | 5-32/1 | DNP | - | 4-14/0 | 8-22/0 | 7-57/0 | 2-11/0 | 4-7/1 | 19-34/0 | 14-115/1 | 18-89/1 | 15-65/0 |
| Duggan, Max | 105-352/3 | 2-9/1 | 19-71/1 | 10-30/0 | 16-33/0 | 6-43/0 | 8-45/0 | 7-27/0 | 9--8/0 | DNP | DNP | 14-74/1 | 14-28/0 |
| Morris, Chandler | 25-86/2 | - | DNP | DNP | DNP | DNP | DNP | DNP | 8-41/1 | 11-70/1 | 6--25/0 | DNP | DNP |
| Foster, Daimarqua | 23-73/0 | 10-32/0 | DNP | DNP | DNP | 3-4/0 | 5-19/0 | DNP | 5-18/0 | DNP | DNP | DNP | DNP |
| Watkins, Ahmonte | 12-49/0 | DNP | DNP | DNP | DNP | DNP | DNP | DNP | DNP | DNP | 4-21/0 | DNP | 8-28/0 |
| Davis, Derius | 10-42/1 | - | 1-0/0 | - | 1-9/0 | - | - | 1-5/0 | 1-1/0 | - | 2-8/0 | 3-52/1 | 1--3/0 |
| Jackson, Sam | 6-15/0 | 2-11/0 | DNP | DNP | DNP | DNP | DNP | DNP | DNP | DNP | 4-4/0 | DNP | DNP |
| Neufeld, Jake | 1-14/0 | - | DNP | DNP | - | DNP | DNP | DNP | - | - | - | - | 1-14/0 |
| Johnston, Quentin | 2-12/0 | 1-4/0 | - | - | - | DNP | - | - | - | - | 1-8/0 | DNP | DNP |
| Spielman, JD | 3-7/0 | 1-2/0 | 2-5/0 | - | - | DNP | DNP | DNP | DNP | DNP | DNP | DNP | DNP |
| Barber, Taye | 2-7/0 | - | - | - | - | - | 2-7/0 | - | - | - | - | - | - |
| Reynolds, Deryl | 3-5/0 | 3-5/0 | - | - | - | DNP | - | - | - | DNP | DNP | DNP | DNP |
| Downing, Matthew | 1-2/0 | 1-2/0 | DNP | DNP | DNP | - | - | DNP | DNP | DNP | DNP | DNP | DNP |
| Matisick, Brent | 2-2/0 | - | - | - | - | - | - | - | - | - | 1-2/0 | 1-0/0 | DNP |
| TEAM | 7--25/0 | - | 2--13/0 | - | - | 1--3/0 | - | - | - | 3--8/0 | - | 1--1/0 | - |

GAME-BY-GAME PASSING (CMP-ATT-INT-YDS-TD)

| | SEASON | DUQ | CAL | SMU | UT | TTU | OU | WVU | KSU | BU | OSU | KU | ISU |
|------------------|-------------------|---------------|---------------|---------------|---------------|--------------|---------------|---------------|-------------|-----------|------------|---------------|---------------|
| Duggan, Max | 145-227-6-2048-16 | 14-19-1-207-1 | 17-31-1-234-3 | 16-28-0-276-3 | 20-28-0-182-1 | 8-10-0-104-1 | 20-30-0-346-4 | 16-26-2-244-1 | 9-13-0-73-0 | DNP | DNP | 10-16-1-166-0 | 15-26-1-216-2 |
| Morris, Chandler | 50-76-0-717-3 | 1-1-0-20-1 | DNP | DNP | DNP | DNP | DNP | DNP | 3-4-0-10-0 | DNP | 1-1-0-1-0 | - | - |
| Downing, Matthew | 3-4-0-26-0 | 3-4-0-26-0 | DNP | DNP | DNP | - | - | DNP | DNP | DNP | DNP | DNP | DNP |
| Jackson, Sam | 1-1-0-77-0 | - | DNP | DNP | DNP | DNP | DNP | DNP | DNP | DNP | 1-1-0-77-0 | DNP | DNP |
| Barber, Taye | 1-2-0-7-0 | - | - | - | - | - | - | - | 0-1-0-0-0 | 1-1-0-7-0 | - | - | - |

GAME-BY-GAME RECEIVING (REC-YDS/TD)

| | SEASON | DUQ | CAL | SMU | UT | TTU | OU | WVU | KSU | BU | OSU | KU | ISU |
|----------------------|----------|--------|--------|---------|--------|--------|---------|---------|--------|---------|--------|---------|--------|
| Johnston, Quentin | 33-634/6 | 4-38/0 | 5-95/2 | - | 3-37/0 | DNP | 7-185/3 | 5-113/0 | 2-5/0 | 5-142/1 | 2-19/0 | DNP | DNP |
| Davis, Derius | 36-518/1 | 2-57/0 | 3-29/0 | 2-17/1 | 6-35/0 | 1-42/0 | 2-14/0 | - | 4-78/0 | 5-81/0 | 1--1/0 | 6-103/0 | 4-63/0 |
| Barber, Taye | 30-514/2 | 1-34/0 | 1-13/0 | 5-114/1 | 3-37/0 | 2-7/0 | 3-43/0 | 2-28/1 | 2-15/0 | 6-78/0 | 3-89/0 | - | 2-56/0 |
| Conwright, Blair | 14-257/2 | 2-26/0 | 3-52/1 | 1-14/0 | - | 3-46/0 | - | 1-12/0 | 1-18/0 | 2-42/0 | - | - | 1-47/1 |
| Evans, Zach | 10-130/1 | - | 1-14/0 | 3-70/1 | 3-11/0 | - | DNP | 3-35/0 | DNP | DNP | DNP | DNP | DNP |
| Spielman, JD | 8-125/2 | 2-26/1 | 1-9/0 | 3-54/0 | 2-36/1 | DNP | DNP | DNP | DNP | DNP | DNP | DNP | DNP |
| Brown, Quincy | 12-121/1 | 1-9/0 | 1-9/0 | 1-0/0 | 1-6/0 | 1-4/1 | - | 2-20/0 | 1-5/0 | 3-46/0 | - | - | 1-22/0 |
| Miller, Kendre | 12-117/1 | - | 1-6/0 | 1-7/0 | 2-20/0 | - | 4-56/1 | - | 4-28/0 | - | DNP | - | DNP |
| Demercado, Emari | 12-94/0 | - | DNP | - | - | - | - | - | 2-10/0 | 4-55/0 | 1-8/0 | 1-8/0 | 4-13/0 |
| Williams, Savion | 6-71/0 | 2-22/0 | - | - | - | - | 2-19/0 | 2-30/0 | DNP | DNP | DNP | DNP | DNP |
| DiNunzio, Domini | 6-68/1 | - | - | - | - | 1-5/0 | - | - | 1-8/0 | 2-5/1 | 1-46/0 | 1-5/0 | - |
| Barkley, Mikel | 1-48/0 | DNP | DNP | DNP | DNP | DNP | DNP | DNP | DNP | DNP | DNP | 1-48/0 | - |
| Brooks, Marcel | 5-46/0 | 2-16/0 | - | - | - | DNP | DNP | 1-6/0 | 1-17/0 | - | 1-7/0 | DNP | DNP |
| Watkins, Ahmonte | 3-41/0 | DNP | DNP | DNP | DNP | DNP | DNP | DNP | DNP | DNP | 2-32/0 | DNP | 1-9/0 |
| Nowell, Blake | 3-34/1 | 1-20/1 | DNP | DNP | - | - | - | DNP | DNP | 1-12/0 | - | - | DNP |
| Foster, Daimarqua | 1-22/0 | - | DNP | DNP | DNP | - | 1-22/0 | DNP | - | DNP | DNP | DNP | DNP |
| Henderson, Gunnar | 2-12/0 | 1-5/0 | - | - | - | - | 1-7/0 | - | - | - | DNP | - | - |
| Spivey, Geor'quarius | 3-9/0 | - | 1-7/0 | DNP | - | - | - | - | DNP | 1-0/0 | DNP | 1-2/0 | - |
| Morris, Chandler | 1-7/0 | - | DNP | DNP | DNP | DNP | DNP | DNP | - | 1-7/0 | - | DNP | DNP |
| Guyton, Tyler | 1-6/1 | - | DNP | DNP | DNP | - | - | - | - | - | DNP | - | 1-6/1 |
| Coker, Andrew | 1-0/0 | - | - | - | - | - | - | - | - | - | DNP | - | 1-0/0 |



DYLAN HORTON
Defensive Line



EMARI DEMERCADO
Running Back

GAME-BY-GAME INDIVIDUAL STATISTICS

TOTAL TACKLES (UNASSISTED-ASSISTED)

| | UA-A | TOT | DUQ | CAL | SMU | UT | TTU | OU | WVU | KSU | BU | OSU | KU | ISU |
|----------------------------|-------|-----|-----|-----|-----|-----|------|-----|-----|-----|-----|-----|-----|-----|
| Winters, Dee | 53-21 | 74 | 4-3 | 5-3 | 3-1 | 1-2 | 9-1 | 1-2 | 9-3 | 5-0 | 6-2 | 3-3 | 7-1 | - |
| Carter, TJ | 47-16 | 63 | 0-3 | 5-1 | 6-0 | 0-1 | 12-0 | 4-5 | 6-2 | 4-0 | 5-1 | 5-3 | DNP | DNP |
| Hodge, Jamoi | 36-24 | 60 | 2-2 | - | 2-0 | 5-3 | 2-0 | 2-5 | 4-2 | 6-2 | 4-3 | 4-4 | 4-2 | 1-1 |
| Horton, Dylan | 34-18 | 52 | 3-0 | 2-1 | 3-0 | 3-6 | 1-0 | 0-3 | 6-0 | 2-1 | 4-4 | 5-1 | 2-1 | 3-1 |
| Bradford, Nook | 41-11 | 52 | 1-0 | 0-1 | 3-0 | 6-2 | 1-1 | 6-2 | DNP | 2-1 | 4-1 | 8-2 | 4-0 | 6-1 |
| Mathis, Ochaun | 30-15 | 45 | 2-1 | 1-1 | 4-1 | 3-2 | 5-1 | 4-3 | 2-1 | 2-1 | 2-1 | 3-1 | 1-1 | 1-1 |
| Hodges-Tomlinson, Tre'Vius | 33-9 | 42 | - | 5-1 | 6-1 | 7-3 | 4-0 | 0-1 | 1-1 | 1-1 | 0-1 | 3-0 | 6-0 | - |
| VanZandt, La'Kendrick | 28-10 | 38 | 0-1 | 3-0 | 3-1 | 4-1 | 5-0 | 1-2 | 3-1 | 1-0 | 0-3 | 2-0 | 2-1 | 4-0 |
| Foster, Josh | 24-13 | 37 | - | 1-0 | 0-1 | 2-2 | 1-1 | 2-2 | 1-2 | 3-0 | 1-0 | 5-4 | 3-0 | 5-1 |
| Harris, Wyatt | 21-6 | 27 | 0-1 | 1-2 | 7-2 | 5-0 | 4-0 | DNP | 3-1 | DNP | DNP | 1-0 | DNP | - |
| Ceasar, C.J. | 23-2 | 25 | 3-0 | 3-0 | 3-0 | 1-1 | 3-0 | 2-0 | 2-0 | - | 1-0 | 1-0 | - | 4-1 |
| Cooper, Terrell | 10-15 | 25 | DNP | 0-2 | 4-0 | 1-2 | - | 1-1 | 1-3 | 0-1 | 0-1 | 0-2 | 2-2 | 1-1 |
| Jenkins, Patrick | 10-9 | 19 | 1-1 | 1-0 | 1-1 | 3-1 | 0-1 | 1-2 | - | 1-1 | 2-0 | 0-1 | - | 0-1 |
| Coleman, Khari | 10-9 | 19 | DNP | DNP | DNP | 1-0 | 1-1 | 0-2 | 2-1 | 1-0 | 1-2 | 1-1 | 1-1 | 2-1 |
| Bethley, Corey | 10-8 | 18 | - | 0-1 | DNP | DNP | DNP | 0-1 | 4-1 | DNP | 2-0 | 2-0 | 2-4 | 0-1 |
| Barquet, Earl | 4-8 | 12 | 0-2 | 0-1 | 2-0 | - | 0-2 | 0-1 | DNP | 1-1 | 1-0 | 0-1 | - | DNP |
| Banks, Shadrach | 11-1 | 12 | 2-0 | - | - | DNP | - | - | - | 3-0 | 1-0 | 1-0 | 2-1 | 2-0 |
| Clark, Bud | 6-4 | 10 | 2-1 | 2-2 | 2-1 | DNP | - | DNP | DNP | DNP | DNP | DNP | DNP | DNP |
| Onyemaobi, Michael | 5-3 | 8 | - | - | - | 1-0 | - | 1-0 | 3-2 | 0-1 | DNP | DNP | DNP | DNP |
| Daniels, Noah | 5-2 | 7 | DNP | DNP | DNP | 0-1 | DNP | DNP | 1-1 | 2-0 | 1-0 | DNP | DNP | 1-0 |
| Ellison, Colt | 1-6 | 7 | 0-1 | - | - | - | - | 0-2 | 0-1 | - | 0-1 | 1-1 | - | DNP |
| Armstead, Da'Veawn | 1-4 | 5 | - | - | - | 0-2 | - | - | - | - | - | DNP | 1-2 | DNP |
| Marcheselli, Zac | 4-1 | 5 | - | - | - | - | 0-1 | - | DNP | DNP | 1-0 | 1-0 | - | 2-0 |
| Stewart, Kee'yon | 5-0 | 5 | DNP | DNP | DNP | DNP | DNP | DNP | DNP | DNP | - | 2-0 | 3-0 | DNP |
| Perkins-McAllister, D'Arco | 2-2 | 4 | - | - | - | 0-1 | - | 0-1 | - | - | - | 2-0 | DNP | DNP |
| Jenkins, Keontae | 2-1 | 3 | - | DNP | DNP | - | - | 1-1 | - | 1-0 | - | DNP | - | - |
| Armstrong, Thomas | 2-1 | 3 | 1-0 | - | 1-0 | - | 0-1 | - | - | - | - | DNP | - | - |
| Davis, Derius | 2-0 | 2 | - | - | - | 1-0 | - | - | - | - | - | 1-0 | - | - |
| Camara, Abraham | 2-0 | 2 | - | - | DNP | DNP | 1-0 | - | - | 1-0 | - | DNP | DNP | - |
| Kell, Griffin | 2-0 | 2 | - | - | - | 1-0 | - | - | - | - | 1-0 | - | - | - |
| Henderson, Gunnar | 2-0 | 2 | - | - | - | - | - | - | - | - | 1-0 | DNP | - | 1-0 |
| Collins, Donavan | 2-0 | 2 | DNP | DNP | DNP | DNP | 1-0 | DNP | - | 1-0 | - | DNP | - | - |
| Reynolds, Deryl | 2-0 | 2 | - | - | - | 1-0 | DNP | - | 1-0 | - | DNP | DNP | DNP | DNP |
| Conwright, Blair | 2-0 | 2 | 1-0 | - | - | - | - | - | - | - | - | - | - | 1-0 |
| Coleman, Brandon | 1-0 | 1 | - | - | - | - | - | 1-0 | - | DNP | - | DNP | - | - |
| Evans, Zach | 1-0 | 1 | - | - | - | - | - | DNP | 1-0 | DNP | DNP | DNP | DNP | DNP |
| Turnier, Kenny | 1-0 | 1 | 1-0 | DNP | - | DNP | - | DNP | DNP | DNP | DNP | DNP | DNP | DNP |
| Sandy, Jordy | 1-0 | 1 | - | - | - | - | - | - | - | - | - | - | - | 1-0 |
| McCuin, Deshawn | 0-1 | 1 | DNP | - | 0-1 | DNP | DNP | DNP | DNP | DNP | DNP | DNP | DNP | DNP |
| Brooks, Marcel | 1-0 | 1 | - | - | 1-0 | - | DNP | DNP | - | - | - | - | DNP | DNP |
| McMillan, Jaiante | 1-0 | 1 | DNP | DNP | - | DNP | DNP | DNP | DNP | DNP | DNP | 1-0 | - | - |
| Harris, Hilton | 1-0 | 1 | DNP | DNP | - | - | 1-0 | - | - | - | - | DNP | - | - |
| Ellis, George | 1-0 | 1 | DNP | DNP | DNP | - | 1-0 | - | DNP | DNP | DNP | DNP | - | - |
| Nowell, Blake | 1-0 | 1 | - | DNP | DNP | 1-0 | - | - | DNP | DNP | - | - | - | DNP |

TACKLES FOR LOSS (TFL-YARDS)

| | UA-A | TOT | DUQ | CAL | SMU | UT | TTU | OU | WVU | KSU | BU | OSU | KU | ISU |
|----------------------------|------|-----|-------|--------|-------|--------|-------|--------|-------|--------|-------|-------|--------|-------|
| Horton, Dylan | 9-0 | 9.0 | 1.0-1 | - | 1.0-1 | 2.0-21 | - | - | 1.0-3 | - | 2.0-2 | - | 1.0-14 | 1.0-2 |
| Mathis, Ochaun | 7-0 | 7.0 | 1.0-7 | - | 1.0-1 | - | - | 3.0-16 | - | 2.0-11 | - | - | - | - |
| Winters, Dee | 4-2 | 5.0 | 1.0-3 | 1.5-10 | - | - | 1.0-2 | - | - | 1.0-1 | - | 0.5-1 | - | - |
| Jenkins, Patrick | 4-0 | 4.0 | 1.0-3 | - | - | - | - | 1.0-2 | - | 1.0-1 | 1.0-2 | - | - | - |
| Hodge, Jamoi | 3-1 | 3.5 | 1.0-1 | - | - | - | - | - | - | 1.0-8 | - | 0.5-1 | - | 1.0-1 |
| VanZandt, La'Kendrick | 3-1 | 3.5 | - | 1.0-3 | - | - | - | 1.0-5 | 0.5-0 | - | - | - | 1.0-1 | - |
| Ceasar, C.J. | 3-0 | 3.0 | - | - | - | 1.0-1 | - | - | - | - | - | 1.0-1 | - | 1.0-6 |
| Coleman, Khari | 2-1 | 2.5 | DNP | DNP | DNP | - | 1.0-7 | - | - | - | 1.0-2 | - | 0.5-2 | - |
| Bradford, Nook | 2-1 | 2.5 | - | 0.5-1 | - | 1.0-1 | - | - | DNP | - | 1.0-9 | - | - | - |
| Hodges-Tomlinson, Tre'Vius | 2-0 | 2.0 | - | - | 2.0-6 | - | - | - | - | - | - | - | - | - |
| Onyemaobi, Michael | 1-0 | 1.0 | - | - | - | - | - | 1.0-2 | - | - | DNP | DNP | DNP | DNP |
| Barquet, Earl | 1-0 | 1.0 | - | - | - | - | - | - | DNP | - | 1.0-6 | - | - | DNP |
| Bethley, Corey | 1-0 | 1.0 | - | - | DNP | DNP | DNP | - | 1.0-7 | DNP | - | - | - | - |
| Banks, Shadrach | 1-0 | 1.0 | - | - | - | DNP | - | - | - | - | 1.0-1 | - | - | - |
| Foster, Josh | 0-1 | 0.5 | - | - | - | - | - | - | 0.5-1 | - | - | - | - | - |
| Cooper, Terrell | 0-1 | 0.5 | DNP | - | - | - | - | - | - | - | - | - | 0.5-3 | - |

SACKS (SACKS-YARDS)

| | UA-A | TOT | DUQ | CAL | SMU | UT | TTU | OU | WVU | KSU | BU | OSU | KU | ISU |
|-----------------------|------|-----|-------|-------|-----|--------|-------|--------|-------|-------|-------|-----|--------|-------|
| Mathis, Ochaun | 4-0 | 4.0 | 1.0-7 | - | - | - | - | 2.0-15 | - | 1.0-6 | - | - | - | - |
| Horton, Dylan | 4-0 | 4.0 | - | - | - | 2.0-21 | - | - | - | - | - | - | 1.0-14 | 1.0-2 |
| Coleman, Khari | 1-1 | 1.5 | DNP | DNP | DNP | - | 1.0-7 | - | - | - | - | - | 0.5-2 | - |
| Bethley, Corey | 1-0 | 1.0 | - | - | DNP | DNP | DNP | - | 1.0-7 | DNP | - | - | - | - |
| VanZandt, La'Kendrick | 1-0 | 1.0 | - | 1.0-3 | - | - | - | - | - | - | - | - | - | - |
| Hodge, Jamoi | 1-0 | 1.0 | - | - | - | - | - | - | - | 1.0-8 | - | - | - | - |
| Winters, Dee | 1-0 | 1.0 | - | 1.0-9 | - | - | - | - | - | - | - | - | - | - |
| Bradford, Nook | 1-0 | 1.0 | - | - | - | - | - | - | DNP | - | 1.0-9 | - | - | - |
| Cooper, Terrell | 0-1 | 0.5 | DNP | - | - | - | - | - | - | - | - | - | 0.5-3 | - |

OPPONENT GAME-BY-GAME TEAM STATISTICS

| OFFENSE | RUSHING | | | | RECEIVING | | | | PASSING | | | | KICK RET | | | | PUNT RET | | | | TOT OFF |
|--------------------|------------|-------------|-----------|-----------|------------|-------------|-----------|-----------|-------------------|-------------|-----------|-----------|-----------|------------|----------|-----------|----------|-----------|----------|----------|-------------|
| | NO. | YDS | TD | LG | NO. | YDS | TD | LG | C-A-I | YDS | TD | LG | NO. | YDS | TD | LG | NO. | YDS | TD | LG | |
| Duquesne | 29 | 61 | 0 | 12 | 3 | 76 | 0 | 37 | 3-12-1 | 76 | 0 | 37 | 1 | 12 | 0 | 12 | 1 | 2 | 0 | 0 | 137 |
| California | 27 | 133 | 2 | 18 | 16 | 309 | 2 | 68 | 16-27-0 | 309 | 2 | 68 | 1 | 15 | 0 | 15 | 0 | 0 | 0 | 0 | 442 |
| SMU | 52 | 350 | 2 | 46 | 17 | 245 | 4 | 68 | 17-28-3 | 245 | 4 | 68 | 2 | 30 | 0 | 20 | 0 | 0 | 0 | 0 | 595 |
| Texas* | 53 | 272 | 2 | 41 | 12 | 142 | 1 | 37 | 12-22-1 | 142 | 1 | 37 | 4 | 105 | 0 | 38 | 0 | 0 | 0 | 0 | 414 |
| at Texas Tech* | 37 | 214 | 4 | 24 | 23 | 344 | 0 | 75 | 23-41-1 | 344 | 0 | 75 | 1 | 19 | 0 | 19 | 0 | 0 | 0 | 0 | 558 |
| at Oklahoma* | 35 | 230 | 3 | 45 | 18 | 295 | 4 | 59 | 18-23-0 | 295 | 4 | 59 | 0 | 0 | 0 | 0 | 1 | 0 | 0 | 0 | 525 |
| West Virginia* | 41 | 229 | 3 | 67 | 22 | 258 | 0 | 44 | 22-29-0 | 258 | 0 | 44 | 2 | 33 | 0 | 23 | 1 | -2 | 0 | 0 | 487 |
| at Kansas State* | 34 | 146 | 3 | 42 | 13 | 242 | 1 | 73 | 13-21-1 | 242 | 1 | 73 | 3 | 41 | 0 | 24 | 2 | 4 | 0 | 4 | 388 |
| Baylor* | 36 | 179 | 1 | 48 | 14 | 214 | 3 | 49 | 14-20-2 | 214 | 3 | 49 | 3 | 65 | 0 | 38 | 0 | 0 | 0 | 0 | 393 |
| at Oklahoma State* | 62 | 447 | 8 | 63 | 17 | 235 | 1 | 46 | 17-25-0 | 235 | 1 | 46 | 1 | 31 | 0 | 31 | 1 | 6 | 0 | 6 | 682 |
| Kansas* | 31 | 124 | 2 | 21 | 22 | 255 | 2 | 44 | 22-30-1 | 255 | 2 | 44 | 2 | 23 | 0 | 20 | 0 | 0 | 0 | 0 | 379 |
| at Iowa State* | 23 | 279 | 4 | 80 | 21 | 263 | 2 | 35 | 21-30-0 | 263 | 2 | 35 | 3 | 100 | 0 | 39 | 1 | 8 | 0 | 0 | 542 |
| Opponent | 460 | 2664 | 34 | 80 | 198 | 2878 | 20 | 75 | 198-308-10 | 2878 | 20 | 75 | 23 | 474 | 0 | 39 | 7 | 18 | 0 | 6 | 5542 |
| TCU | 473 | 2358 | 22 | 75 | 200 | 2875 | 19 | 77 | 200-310-6 | 2875 | 19 | 77 | 30 | 804 | 1 | 100 | 9 | 92 | 0 | 23 | 5233 |

GAMES PLAYED: 12
KICK RET AVG: 20.6

AVG PER RUSH: 5.8
PUNT RET AVG: 2.6

AVG PER CATCH: 14.5
ALL PURPOSE AVG/GAME: 509.8

PASS EFFICIENCY: 157.71
TOTAL OFFENSE AVG/GM: 461.8

| | -----TACKLES----- | | | | | -----FUMBLES----- | | | | | -----Kicks--XPTS----- | | | | | | |
|--------------------|-------------------|-----|-------|----------|-----------|-------------------|--------|---------|-----|-----|-----------------------|----------|-----|-----|-----|-----|--|
| DEFENSE | SOLO | AST | TOTAL | TFL-YDS | SACKS-YDS | FF | FR-YDS | INT-YDS | QBH | PBU | BLK | ATT-MADE | RUN | RCV | SAF | PTS | |
| Duquesne | 34 | 30 | 64 | 2.0-7 | 0.0-0 | 0 | 0-0 | 1-1 | 0 | 2 | 0 | 0-0 | 0 | 0 | 0 | 3 | |
| California | 51 | 20 | 71 | 6.0-37 | 3.0-32 | 1 | 0-0 | 1-8 | 5 | 2 | 0 | 2-2 | 0 | 0 | 0 | 32 | |
| SMU | 34 | 14 | 48 | 3.0-19 | 2.0-14 | 2 | 1-0 | 0-0 | 1 | 3 | 0 | 5-4 | 1 | 0 | 0 | 42 | |
| Texas* | 43 | 24 | 67 | 3.0-21 | 1.0-16 | 1 | 3-19 | 0-0 | 0 | 1 | 0 | 2-2 | 0 | 0 | 0 | 32 | |
| at Texas Tech* | 33 | 32 | 65 | 6.0-18 | 0.0-0 | 1 | 0-0 | 0-0 | 1 | 0 | 0 | 4-4 | 0 | 0 | 0 | 31 | |
| at Oklahoma* | 35 | 40 | 75 | 3.0-5 | 0.0-0 | 1 | 1-37 | 0-0 | 3 | 3 | 0 | 7-7 | 0 | 0 | 0 | 52 | |
| West Virginia* | 44 | 8 | 52 | 6.0-24 | 2.0-10 | 1 | 1-0 | 2-75 | 0 | 1 | 0 | 2-2 | 0 | 0 | 0 | 29 | |
| at Kansas State* | 53 | 10 | 63 | 10.0-37 | 4.0-20 | 3 | 2-0 | 0-0 | 2 | 4 | 0 | 4-4 | 0 | 0 | 0 | 31 | |
| Baylor* | 39 | 14 | 53 | 7.0-24 | 1.0-8 | 2 | 1-0 | 0-0 | 1 | 5 | 1 | 4-4 | 0 | 0 | 0 | 28 | |
| at Oklahoma State* | 32 | 20 | 52 | 11.0-40 | 7.0-28 | 1 | 0-0 | 0-0 | 3 | 2 | 0 | 9-9 | 0 | 0 | 0 | 63 | |
| Kansas* | 37 | 30 | 67 | 5.0-27 | 3.0-19 | 1 | 1-0 | 1-0 | 3 | 0 | 0 | 4-4 | 0 | 0 | 0 | 28 | |
| at Iowa State* | 30 | 30 | 60 | 9.0-47 | 5.0-40 | 0 | 0-0 | 1-0 | 3 | 3 | 1 | 6-6 | 0 | 0 | 0 | 48 | |
| Opponent | 465 | 272 | 737 | 71.0-306 | 28.0-187 | 14 | 10-56 | 6-84 | 22 | 26 | 2 | 49-48 | 1 | 0 | 0 | 419 | |
| TCU | 481 | 220 | 701 | 47.0-180 | 15.0-113 | 3 | 4-28 | 10-83 | 24 | 27 | 1 | 42-42 | 0 | 0 | 1 | 350 | |

| SPECIAL TEAMS | PUNTING | | | | | | | | | FIELD GOALS | | | KICKOFFS | | | | |
|--------------------|-----------|-------------|-------------|-----------|----------|----------|-----------|-----------|-----------|--------------|-----------|----------|-----------|-------------|-------------|-----------|----------|
| | NO. | YDS | AVG | LONG | BLKD | TB | FC | 50+ | I20 | ATT-MADE | LG | BLKD | NO. | YDS | AVG | TB | OB |
| Duquesne | 5 | 196 | 39.2 | 59 | 0 | 0 | 1 | 1 | 1 | 1-1 | 26 | 0 | 2 | 127 | 63.5 | 0 | 0 |
| California | 6 | 262 | 43.7 | 50 | 0 | 0 | 5 | 1 | 3 | 0-0 | 0 | 0 | 6 | 387 | 64.5 | 4 | 0 |
| SMU | 2 | 70 | 35.0 | 37 | 0 | 0 | 1 | 0 | 2 | 0-0 | 0 | 0 | 7 | 450 | 64.3 | 4 | 0 |
| Texas* | 2 | 93 | 46.5 | 52 | 0 | 0 | 1 | 1 | 1 | 4-4 | 38 | 0 | 8 | 489 | 61.1 | 4 | 0 |
| at Texas Tech* | 2 | 99 | 49.5 | 55 | 0 | 0 | 0 | 1 | 0 | 1-1 | 38 | 0 | 6 | 335 | 55.8 | 5 | 0 |
| at Oklahoma* | 3 | 179 | 59.7 | 63 | 0 | 0 | 0 | 3 | 2 | 2-1 | 28 | 0 | 9 | 580 | 64.4 | 4 | 0 |
| West Virginia* | 2 | 101 | 50.5 | 52 | 0 | 2 | 0 | 1 | 0 | 4-3 | 49 | 1 | 7 | 308 | 44.0 | 0 | 0 |
| at Kansas State* | 3 | 126 | 42.0 | 51 | 0 | 0 | 0 | 1 | 0 | 1-1 | 42 | 0 | 7 | 364 | 52.0 | 1 | 0 |
| Baylor* | 5 | 203 | 40.6 | 53 | 0 | 0 | 0 | 2 | 1 | 0-0 | 0 | 0 | 5 | 325 | 65.0 | 5 | 0 |
| at Oklahoma State* | 1 | 38 | 38.0 | 38 | 0 | 0 | 1 | 0 | 1 | 0-0 | 0 | 0 | 10 | 608 | 60.8 | 3 | 0 |
| Kansas* | 4 | 144 | 36.0 | 42 | 0 | 0 | 1 | 0 | 2 | 1-0 | 0 | 0 | 5 | 263 | 52.6 | 3 | 0 |
| at Iowa State* | 2 | 62 | 31.0 | 35 | 0 | 0 | 2 | 0 | 1 | 2-2 | 32 | 0 | 9 | 582 | 64.7 | 6 | 0 |
| Opponent | 37 | 1573 | 42.5 | 63 | 0 | 2 | 12 | 11 | 14 | 16-13 | 49 | 1 | 81 | 4818 | 59.5 | 39 | 0 |
| TCU | 44 | 1861 | 42.3 | 64 | 1 | 3 | 25 | 8 | 14 | 18-14 | 48 | 1 | 69 | 4203 | 60.9 | 37 | 2 |



TCU INSIDE OPPONENT RED ZONE

| Date | Opponent | Score | Times In RZ | Times Scored | Total Pts | TDs | Rush TDs | Pass TDs | FGs Made | FGA | Downs | Int | Fumb | Half | Game |
|---------------|--------------------|-----------|-------------|--------------|-----------|-----------|-----------|-----------|----------|----------|----------|----------|----------|----------|------|
| Sept. 4 | Duquesne | W 45-3 | 7 | 7 | 45 | 6 | 4 | 2 | 1 | 0 | 0 | 0 | 0 | 0 | 0 |
| Sept. 11 | California | W 34-32 | 2 | 2 | 14 | 2 | 1 | 1 | 0 | 0 | 0 | 0 | 0 | 0 | 0 |
| Sept. 25 | SMU | L 34-42 | 4 | 4 | 20 | 2 | 1 | 1 | 2 | 0 | 0 | 0 | 0 | 0 | 0 |
| Oct. 2 | Texas* | L 27-32 | 5 | 5 | 27 | 3 | 2 | 1 | 2 | 0 | 0 | 0 | 0 | 0 | 0 |
| Oct. 9 | at Texas Tech* | W 52-31 | 3 | 3 | 21 | 3 | 2 | 1 | 0 | 0 | 0 | 0 | 0 | 0 | 0 |
| Oct. 16 | at Oklahoma* | L 31-52 | 2 | 2 | 10 | 1 | 0 | 1 | 1 | 0 | 0 | 0 | 0 | 0 | 0 |
| Oct. 23 | West Virginia* | L 17-29 | 2 | 2 | 10 | 1 | 0 | 1 | 1 | 0 | 0 | 0 | 0 | 0 | 0 |
| Oct. 30 | at Kansas State* | L 18-31 | 4 | 3 | 16 | 2 | 2 | 0 | 1 | 0 | 1 | 0 | 0 | 0 | 0 |
| Nov. 6 | Baylor* | W 30-28 | 7 | 5 | 27 | 3 | 1 | 2 | 2 | 2 | 0 | 0 | 0 | 0 | 0 |
| Nov. 13 | at Oklahoma State* | L 17-63 | 2 | 2 | 10 | 1 | 1 | 0 | 1 | 0 | 0 | 0 | 0 | 0 | 0 |
| Nov. 20 | Kansas* | W 31-28 | 5 | 3 | 17 | 2 | 2 | 0 | 1 | 0 | 1 | 1 | 0 | 0 | 0 |
| Nov. 26 | at Iowa State* | L 14-48 | 3 | 1 | 7 | 1 | 0 | 1 | 0 | 0 | 1 | 1 | 0 | 0 | 0 |
| Totals | | 46 | 39 | 224 | 27 | 16 | 11 | 12 | 2 | 3 | 2 | 0 | 0 | 0 | |

39 of 46 (84.8%)

OPPONENTS INSIDE TCU RED ZONE

| Date | Opponent | Score | Times In RZ | Times Scored | Total Pts | TDs | Rush TDs | Pass TDs | FGs Made | FGA | Downs | Int | Fumb | Half | Game |
|---------------|--------------------|-----------|-------------|--------------|-----------|-----------|----------|-----------|----------|----------|----------|----------|----------|----------|------|
| Sept. 4 | Duquesne | W 45-3 | 1 | 1 | 3 | 0 | 0 | 0 | 1 | 0 | 0 | 0 | 0 | 0 | 0 |
| Sept. 11 | California | W 34-32 | 4 | 3 | 20 | 3 | 2 | 1 | 0 | 0 | 1 | 0 | 0 | 0 | 0 |
| Sept. 25 | SMU | L 34-42 | 4 | 3 | 22 | 3 | 2 | 1 | 0 | 0 | 0 | 1 | 0 | 0 | 0 |
| Oct. 2 | Texas* | L 27-32 | 6 | 5 | 19 | 1 | 1 | 0 | 4 | 0 | 1 | 0 | 0 | 0 | 0 |
| Oct. 9 | at Texas Tech* | W 52-31 | 6 | 5 | 31 | 4 | 4 | 0 | 1 | 0 | 1 | 0 | 0 | 0 | 0 |
| Oct. 16 | at Oklahoma* | L 31-52 | 7 | 7 | 45 | 6 | 2 | 4 | 1 | 0 | 0 | 0 | 0 | 0 | 0 |
| Oct. 23 | West Virginia* | L 17-29 | 5 | 4 | 23 | 3 | 3 | 0 | 1 | 0 | 1 | 0 | 0 | 0 | 0 |
| Oct. 30 | at Kansas State* | L 18-31 | 2 | 2 | 14 | 2 | 2 | 0 | 0 | 0 | 0 | 0 | 0 | 0 | 0 |
| Nov. 6 | Baylor* | W 30-28 | 3 | 3 | 21 | 3 | 1 | 2 | 0 | 0 | 0 | 0 | 0 | 0 | 0 |
| Nov. 13 | at Oklahoma State* | L 17-63 | 7 | 7 | 49 | 7 | 7 | 0 | 0 | 0 | 0 | 0 | 0 | 0 | 0 |
| Nov. 20 | Kansas* | W 31-28 | 3 | 3 | 21 | 3 | 2 | 1 | 0 | 0 | 0 | 0 | 0 | 0 | 0 |
| Nov. 26 | at Iowa State* | L 14-48 | 3 | 3 | 13 | 1 | 1 | 0 | 2 | 0 | 0 | 0 | 0 | 0 | 0 |
| Totals | | 51 | 46 | 281 | 36 | 27 | 9 | 10 | 0 | 4 | 1 | 0 | 0 | 0 | |

46 of 51 (90.2%)

TIME OF POSSESSION

| Date | Opponent | Overall | 1st Qtr | 2nd Qtr | 3rd Qtr | 4th Qtr |
|------------|--------------------|---------------|--------------|--------------|--------------|--------------|
| Sept. 4 | Duquesne | 30:41 | 11:04 | 6:58 | 6:36 | 6:03 |
| Sept. 11 | California | 36:23 | 7:02 | 8:36 | 11:43 | 9:02 |
| Sept. 25 | SMU | 26:08 | 7:36 | 6:02 | 8:58 | 3:32 |
| Oct. 2 | Texas* | 27:12 | 5:21 | 9:13 | 6:32 | 6:06 |
| Oct. 9 | at Texas Tech* | 28:54 | 9:46 | 7:21 | 5:05 | 6:42 |
| Oct. 16 | at Oklahoma* | 30:50 | 4:17 | 11:00 | 9:27 | 6:06 |
| Oct. 23 | West Virginia* | 24:30 | 3:24 | 9:00 | 6:46 | 5:20 |
| Oct. 30 | at Kansas State* | 34:08 | 7:50 | 7:02 | 11:42 | 7:34 |
| Nov. 6 | Baylor* | 30:24 | 8:47 | 5:51 | 8:34 | 7:12 |
| Nov. 13 | at Oklahoma State* | 24:42 | 7:49 | 7:13 | 4:09 | 5:31 |
| Nov. 20 | Kansas* | 30:11 | 6:24 | 4:51 | 9:35 | 9:21 |
| Nov. 26 | at Iowa State* | 34:35 | 8:11 | 9:04 | 8:37 | 8:43 |
| TCU | Total | 358:38 | 87:31 | 92:11 | 97:44 | 81:12 |
| | Average | 29:53 | 7:17 | 7:40 | 8:08 | 6:46 |
| Opponents | Total | 361:22 | 92:29 | 87:49 | 82:16 | 98:48 |
| | Avg. | 30:06 | 7:42 | 7:19 | 6:51 | 8:14 |

3RD-DOWN CONVERSIONS

| Game | Overall | Pct. |
|-------------------|---------------|--------------|
| Duquesne | 6-10 | 60.0% |
| California | 10-18 | 55.6% |
| SMU | 6-12 | 50.0% |
| Texas | 6-12 | 50.0% |
| at Texas Tech | 9-14 | 64.3% |
| at Oklahoma | 7-14 | 50.0% |
| West Virginia | 4-12 | 33.3% |
| at Kansas State | 6-16 | 37.5% |
| Baylor | 7-14 | 50.0% |
| at Oklahoma State | 2-12 | 16.7% |
| Kansas | 7-14 | 50.0% |
| at Iowa State | 6-14 | 42.9% |
| TCU | 76-162 | 46.9% |
| Opponents | 68-145 | 46.9% |

4TH-DOWN CONVERSIONS

| Game | Overall | Pct. |
|-------------------|-------------|--------------|
| Duquesne | 1-1 | 100.0% |
| California | 0-0 | 0.0% |
| SMU | 0-1 | 0.0% |
| Texas | 1-1 | 100.0% |
| at Texas Tech | 1-1 | 100.0% |
| at Oklahoma | 0-1 | 0.0% |
| West Virginia | 1-3 | 33.3% |
| at Kansas State | 3-4 | 75.0% |
| Baylor | 0-0 | 0.0% |
| at Oklahoma State | 0-1 | 0.0% |
| Kansas | 1-2 | 50.0% |
| at Iowa State | 0-3 | 0.0% |
| TCU | 8-18 | 44.4% |
| Opponents | 10-18 | 75.0% |



KENDRE MILLER
Running Back

SEASON SUPERLATIVES

| TCU TEAM | HIGH | GAME |
|------------------|------|----------------------------------|
| Rushes | 50 | vs California (Sept. 11, 2021) |
| Yards Rushing | 394 | at Texas Tech (Oct. 9, 2021) |
| Yards Per Rush | 8.4 | at Texas Tech (Oct. 9, 2021) |
| TD Rushes | 5 | at Texas Tech (Oct. 9, 2021) |
| Pass attempts | 42 | vs Baylor (Nov. 6, 2021) |
| Pass completions | 30 | vs Baylor (Nov. 6, 2021) |
| Yards Passing | 468 | vs Baylor (Nov. 6, 2021) |
| Yards Per Pass | 11.5 | at Oklahoma (Oct. 16, 2021) |
| TD Passes | 4 | at Oklahoma (Oct. 16, 2021) |
| Total Plays | 81 | vs California (Sept. 11, 2021) |
| Total Offense | 562 | vs Baylor (Nov. 6, 2021) |
| Yards Per Play | 8.7 | at Texas Tech (Oct. 9, 2021) |
| Points | 52 | at Texas Tech (Oct. 9, 2021) |
| Sacks By | 2 | vs California (Sept. 11, 2021) |
| | | vs Texas (Oct. 2, 2021) |
| | | at Oklahoma (Oct. 16, 2021) |
| | | at Kansas State (Oct. 30, 2021) |
| | | vs Kansas (Nov. 20, 2021) |
| First Downs | 31 | vs California (Sept. 11, 2021) |
| Penalties | 13 | vs Baylor (Nov. 6, 2021) |
| Penalty Yards | 111 | vs Baylor (Nov. 6, 2021) |
| Turnovers | 3 | vs Texas (Oct. 2, 2021) |
| | | vs West Virginia (Oct. 23, 2021) |
| Interceptions By | 3 | vs SMU (Sept. 25, 2021) |
| Punts | 8 | at Oklahoma St. (Nov. 13, 2021) |
| Punting Avg | 50.4 | vs California (Sept. 11, 2021) |
| Long Punt | 64 | vs California (Sept. 11, 2021) |
| Punts inside 20 | 3 | vs West Virginia (Oct. 23, 2021) |
| | | at Oklahoma St. (Nov. 13, 2021) |
| Long Punt Return | 23 | vs Duquesne (Sept. 4, 2021) |

| TCU INDIVIDUAL | HIGH | PLAYER, GAME |
|---------------------|------|---|
| Rushes | 22 | Evans, Zach vs California (Sept. 11, 2021) |
| Yards Rushing | 190 | Evans, Zach vs California (Sept. 11, 2021) |
| TD Rushes | 3 | Miller, Kendre at Texas Tech (Oct. 9, 2021) |
| Long Rush | 75 | Miller, Kendre at Texas Tech (Oct. 9, 2021) |
| Pass attempts | 41 | Morris, Chandler vs Baylor (Nov. 6, 2021) |
| Pass completions | 29 | Morris, Chandler vs Baylor (Nov. 6, 2021) |
| Yards Passing | 461 | Morris, Chandler vs Baylor (Nov. 6, 2021) |
| TD Passes | 4 | Duggan, Max at Oklahoma (Oct. 16, 2021) |
| Long Pass | 77 | Jackson, Sam at Oklahoma State (Nov. 13, 2021) |
| Receptions | 7 | Johnston, Quentin at Oklahoma (Oct. 16, 2021) |
| Yards Receiving | 185 | Johnston, Quentin at Oklahoma (Oct. 16, 2021) |
| TD Receptions | 3 | Johnston, Quentin at Oklahoma (Oct. 16, 2021) |
| Long Reception | 77 | Barber, Taye at Oklahoma State (Nov. 13, 2021) |
| Field Goals | 3 | Kell, Griffin vs Baylor (Nov. 6, 2021) |
| Long Field Goal | 48 | Kell, Griffin vs Baylor (Nov. 6, 2021) |
| Punts | 8 | Sandy, Jordy at Oklahoma State (Nov. 16, 2021) |
| Punting Avg | 50.4 | Sandy, Jordy vs California (Sept. 11, 2021) |
| Long Punt | 64 | Sandy, Jordy vs California (Sept. 11, 2021) |
| Punts inside 20 | 3 | Sandy, Jordy vs West Virginia (Oct. 23, 2021) |
| | | Sandy, Jordy at Oklahoma State (Nov. 13, 2021) |
| Long Punt Return | 23 | Davis, Derius vs Duquesne (Sept. 4, 2021) |
| Long Kickoff Return | 100 | Davis, Derius vs West Virginia (Oct. 23, 2021) |
| Tackles | 12 | Carter, T.J. at Texas Tech (Oct. 9, 2021) |
| | | Winters, Dee vs West Virginia (Oct. 23, 2021) |
| Sacks | 2.0 | Horton, Dylan vs Texas (Oct. 2, 2021) |
| | | Mathis, Ochaun at Oklahoma (Oct. 16, 2021) |
| Tackles For Loss | 3.0 | Mathis, Ochaun at Oklahoma (Oct. 16, 2021) |
| Interceptions | 1 | Hodges-Tomlinson, Tre'Vius vs Duquesne (Sept. 4, 2021) |
| | | Winters, Dee vs SMU (Sept. 25, 2021) |
| | | McCuin, Deshawn vs SMU (Sept. 25, 2021) |
| | | Harris, Wyatt vs SMU (Sept. 25, 2021) |
| | | Bradford, Nook vs Texas (Oct. 2, 2021) |
| | | Hodges-Tomlinson, Tre'Vius at Texas Tech (Oct. 9, 2021) |
| | | Carter, T.J. at Kansas State (October 30, 2021) |
| | | Stewart, Kee-yon vs Baylor (Nov. 6, 2021) |
| | | Banks, Shadrach vs Baylor (Nov. 6, 2021) |
| | | Winters, Dee vs Kansas (Nov. 20, 2021) |

| OPPONENT TEAM | HIGH | GAME |
|------------------|------|-----------------------------------|
| Rushes | 62 | at Oklahoma State (Nov. 13, 2021) |
| Yards Rushing | 447 | at Oklahoma State (Nov. 13, 2021) |
| Yards Per Rush | 12.1 | at Iowa State (Nov. 26, 2021) |
| TD Rushes | 8 | at Oklahoma State (Nov. 13, 2021) |
| Pass attempts | 41 | at Texas Tech (Oct. 9, 2021) |
| Pass completions | 23 | at Texas Tech (Oct. 9, 2021) |
| Yards Passing | 344 | at Texas Tech (Oct. 9, 2021) |
| Yards Per Pass | 12.8 | at Oklahoma (Oct. 16, 2021) |
| TD Passes | 4 | vs SMU (Sept. 25, 2021) |
| | | at Oklahoma (Oct. 16, 2021) |
| Total Plays | 87 | at Oklahoma State (Nov. 13, 2021) |
| Total Offense | 682 | at Oklahoma State (Nov. 13, 2021) |
| Yards Per Play | 10.2 | at Iowa State (Nov. 26, 2021) |
| Points | 63 | at Oklahoma State (Nov. 13, 2021) |
| Sacks By | 7 | at Oklahoma State (Nov. 13, 2021) |
| First Downs | 35 | at Oklahoma State (Nov. 13, 2021) |
| Penalties | 9 | vs Texas (Oct. 2, 2021) |
| Penalty Yards | 97 | vs Texas (Oct. 2, 2021) |
| Turnovers | 3 | vs SMU (Sept. 25, 2021) |
| Interceptions By | 2 | vs West Virginia (Oct. 23, 2021) |
| Punts | 6 | vs California (Sept. 11, 2021) |
| Punting Avg | 59.7 | at Oklahoma (Oct. 16, 2021) |
| Long Punt | 63 | at Oklahoma (Oct. 16, 2021) |
| Punts inside 20 | 3 | vs California (Sept. 11, 2021) |
| Long Punt Return | 6 | at Oklahoma State (Nov. 13, 2021) |

| OPPONENT INDIVIDUAL | HIGH | PLAYER, GAME |
|---------------------|------|---|
| Rushes | 35 | Robinson, Bijan vs Texas (Oct. 2, 2021) |
| Yards Rushing | 242 | Hall, Breece at Iowa State (Nov. 26, 2021) |
| TD Rushes | 3 | Thompson, SaRodrick at Texas Tech (Oct. 9, 2021) |
| | | Brown, Leddie vs West Virginia (Oct. 23, 2021) |
| | | Warren, Jaylen at Oklahoma St. (Nov. 13, 2021) |
| | | Hall, Breece at Iowa State (Nov. 26, 2021) |
| Long Rush | 80 | Hall, Breece at Iowa State (Nov. 26, 2021) |
| Pass attempts | 41 | Colombi, Henry at Texas Tech (Oct. 9, 2021) |
| Pass completions | 23 | Colombi, Henry at Texas Tech (Oct. 9, 2021) |
| Yards Passing | 344 | Colombi, Henry at Texas Tech (Oct. 9, 2021) |
| TD Passes | 4 | Mordecai, Tanner vs SMU (Sept. 25, 2021) |
| | | Williams, Caleb at Oklahoma (Oct. 16, 2021) |
| Long Pass | 75 | Colombi, Henry at Texas Tech (Oct. 9, 2021) |
| Receptions | 8 | Lassiter II, Kwamie vs Kansas (Nov. 20, 2021) |
| Yards Receiving | 130 | Gray, Danny vs SMU (Sept. 25, 2021) |
| TD Receptions | 3 | Haselwood, Jadon at Oklahoma (Oct. 16, 2021) |
| Long Reception | 75 | Thompson, SaRodrick at Texas Tech (Oct. 9, 2021) |
| Field Goals | 4 | Dicker, Cameron vs Texas (Oct. 2, 2021) |
| Long Field Goal | 49 | Legg, Casey vs West Virginia (Oct. 23, 2021) |
| Punts | 6 | Sheahan, Jamieson vs California (Sept. 11, 2021) |
| Punting Avg | 59.7 | Turk, Michael at Oklahoma (Oct. 16, 2021) |
| Long Punt | 63 | Turk, Michael at Oklahoma (Oct. 16, 2021) |
| Punts inside 20 | 3 | Sheahan, Jamieson vs California (Sept. 11, 2021) |
| Long Punt Return | 6 | Presley, Brennan at Oklahoma St. (Nov. 13, 2021) |
| Long Kickoff Return | 39 | Noel, Jaylin at Iowa State (Nov. 26, 2021) |
| Tackles | 16 | Logan Jr., Kenny vs Kansas (Nov. 20, 2021) |
| Sacks | 4.0 | Anudike-Uzomah, Felix at Kansas State (Oct. 30, 2021) |
| Tackles For Loss | 4.0 | Anudike-Uzomah, Felix at Kansas State (Oct. 30, 2021) |
| Interceptions | 1 | DeBrito, Leandro vs Duquesne (Sept. 4, 2021) |
| | | Scott, Daniel vs California (Sept. 11, 2021) |
| | | Woods, Charles vs West Virginia (Oct. 23, 2021) |
| | | Porter Jr., Daryl vs West Virginia (Oct. 23, 2021) |
| | | Bryant, Jacob, vs Kansas (Nov. 20, 2021) |
| | | Eisworth, Greg at Iowa State (Nov. 26, 2021) |

GAME 1

Sept. 4, 2021 • Attendance: 35,377
Amon G. Carter Stadium • Fort Worth, Texas



DUQUESNE (0-1)
TCU (1-0)

3
45

FORT WORTH - TCU had touchdown drives on its opening three possessions and its defense was dominant in a 45-3 season-opening victory over Duquesne Saturday night in Amon G. Carter Stadium.

The Horned Frogs (1-0), receiving votes in both major polls, limited the Dukes to just six first downs and 137 yards of total offense, the fewest by a TCU opponent since Sept. 28, 2019, when Kansas was held to 159.

TCU improved to 119-5 under Head Coach Gary Patterson when allowing 17 points or less.

The Horned Frogs are now 16-5 in season openers and 19-2 in home debuts in the Patterson era.

TCU built a 35-0 halftime lead. By agreement of both head coaches, the second half was shortened to 12-minute quarters.

Keyed by a 10-yard completion from Max Duggan to Quentin Johnston on a 4th-and-5 at the Duquesne 30, TCU took a 7-0 lead on the game's opening possession. Duggan, who played just the first half, capped the 13-play, 90-yard drive with an 8-yard keeper into the end zone.

The Horned Frogs then went 60 yards in just four plays on their next series to extend the lead to 14-0 as Emari Demercado scored on a 2-yard run for his first collegiate touchdown.

An interception by Tre'Vius Hodges-Tomlinson on the Dukes' ensuing possession led to a Zach Evans' 2-yard scoring run and a 21-0 lead with 1:28 left in the first quarter. Dating back to last season, Evans has a rushing touchdown in each of his last three games.

Kendre Miller's 5-yard touchdown run made it 28-0, and a 6-yard pass from Duggan to J.D. Spielman in the final minute of the first half made it a 35-0 game at the break.

TCU's final score came on a 20-yard pass from Chandler Morris to Blake Nowell.

| SCORE BY QUARTERS | 1 | 2 | 3 | 4 | SCORE |
|-------------------|----|----|---|---|-------|
| DUQUESNE | 0 | 0 | 3 | 0 | 3 |
| TCU | 21 | 14 | 3 | 7 | 45 |

SCORING SUMMARY:

| | | | | |
|-----|------|-----|--|----------------|
| 1st | 9:12 | TCU | Duggan, Max 8 yd run (Kell, Griffin kick), 13-90 5:39 | DUQ 0 - TCU 7 |
| | 5:31 | TCU | Demercado, Emari 2 yd run (Kell, Griffin kick), 4-60 2:11 | DUQ 0 - TCU 14 |
| | 1:28 | TCU | Evans, Zach 2 yd run (Kell, Griffin kick), 6-49 3:05 | DUQ 0 - TCU 21 |
| 2nd | 8:00 | TCU | Miller, Kendre 5 yd run (Kell, Griffin kick), 4-30 1:28 | DUQ 0 - TCU 28 |
| | 0:51 | TCU | Spielman, JD 16 yd pass from Duggan, Max (Kell, Griffin kick), 9-52 3:41 | DUQ 0 - TCU 35 |
| 3rd | 8:19 | DUQ | Bruzdewicz, Brian 26 yd field goal, 8-57 3:41 | DUQ 3 - TCU 35 |
| | 1:43 | TCU | Kell, Griffin 18 yd field goal, 12-47 6:25 | DUQ 3 - TCU 38 |
| 4th | 4:20 | TCU | Nowell, Blake 20 yd pass from Morris, Chandler (Kell, Griffin kick), 1-20 0:08 | DUQ 3 - TCU 45 |

TEAM STATISTICS

| CATEGORY | DUQUESNE | TCU |
|----------------------------|----------|---------|
| FIRST DOWNS | 6 | 26 |
| RUSHES-YARDS (NET) | 29-61 | 38-178 |
| PASSING YDS (NET) | 76 | 253 |
| Passes Att-Comp-Int | 12-3-1 | 24-18-1 |
| TOTAL OFFENSE PLAYS-YARDS | 41-137 | 62-431 |
| Fumble Returns-Yards | 0-0 | 0-0 |
| Punt Returns-Yards | 1-2 | 1-23 |
| Kickoff Returns-Yards | 1-12 | 2-69 |
| Interception Returns-Yards | 1-1 | 1-0 |
| Punts (Number-Avg) | 5-39.2 | 1-37.0 |
| Fumbles-Lost | 1-1 | 0-0 |
| Penalties-Yards | 5-41 | 5-45 |
| Possession Time | 29:19 | 30:41 |
| Third-Down Conversions | 3 of 11 | 6 of 10 |
| Fourth-Down Conversions | 0 of 1 | 1 of 1 |
| Red-Zone Scores-Chances | 1-1 | 7-7 |
| Sacks By: Number-Yards | 0-0 | 1-7 |

RUSHING:

Duquesne-Owens, Garrett 14-35; Lucas, Billy 7-23; Macklin, DaMon 3-8; Gill, Wykeen 3-3; TEAM 1-minus 1; Perrantes, Dariu 1-minus 7.

TCU-Miller, Kendre 8-54; Foster, Daimarqu 10-32; Demercado, Emari 5-32; Evans, Zach 5-27; Watson, Landyn 2-11; Duggan, Max 2-9; Reynolds, Deryl 3-5; Johnston, Quenti 1-4; Spielman, JD 1-2; Downing, Matthew 1-2.

PASSING:

Duquesne-Perrantes, Darius 3-9-0-76; Mischler, Joe 0-3-1-0.

TCU-Duggan, Max 14-19-1-207; Downing, Matthew 3-4-0-26; Morris, Chandler 1-1-0-20.

RECEIVING:

Duquesne-Holder, Cyrus 2-64; Henderson, Davie 1-12.

TCU-Johnston, Quentin 4-38; Davis, Derius 2-57; Conwright, Blair 2-26; Spielman, JD 2-26; Williams, Savion 2-22; Brooks, Marcel 2-16; Barber, Taye 1-34; Nowell, Blake 1-20; Brown, Quincy 1-9; Henderson, Gunnar 1-5.

GAME 2

Sept. 11, 2021 • Attendance: 38,631
Amon G. Carter Stadium • Fort Worth, Texas



CALIFORNIA (0-2)
TCU (2-0)

32
34

FORT WORTH - Zach Evans ran for a career-high 190 yards and Max Duggan equaled a career best with three touchdown passes while also running for a score as TCU rallied from a pair of 12-point deficits to win a 34-32 thriller over Cal Saturday afternoon at Amon G. Carter Stadium.

The Horned Frogs, just outside the Associated Press Top 25 at 26th in votes received, won their fifth straight game which is the seventh-longest active winning streak in the nation. TCU is now 8-0 versus Pac-12 opponents under Head Coach Gary Patterson.

Trailing 26-21, TCU went 75 yards in four plays to take a 27-26 lead with 9:53 to play on a 45-yard touchdown pass from Duggan to Quentin Johnston. It was Johnston's second receiving score of the game and part of his team-best five catches for 95 yards.

On their next series, the Horned Frogs took just five plays to go 81 yards to increase the margin to 34-26 with 5:47 left. Duggan had a 33-yard run to set up his own 9-yard keeper into the end zone on the next snap. He ran for 71 yards on 19 carries while completing 17-of-31 passes for 234 yards.

The Golden Bears answered with their own scoring drive to cut the margin to 34-32 with 4:09 remaining. However, the Horned Frogs made the stop on the 2-point rush attempt to preserve the 2-point lead.

Evans topped 100 yards rushing for the third time in the last four contests and extended his streak of a rushing touchdown to four consecutive games, the longest by a Horned Frog since Sewo Olonilua in 2019. The 190 yards were also the most by a TCU player since Olonilua rushed for 194 in the 2018 Cheez-It Bowl win over Cal.

Down 19-7, the Horned Frogs scored 14 points in a 6:28 span covering its final possession of the first half and opening series of the second half to take their first lead of the game at 21-19.

Evans' 51-yard touchdown run with 11 seconds left in the first half gave TCU momentum heading into the locker room at the break as the Horned Frogs trailed 19-14. TCU drove 65 yards in just two plays.

On its opening possession of the second half, TCU drove 75 yards in 15 plays, covering 6:17, for its first lead of the game on Duggan's 18-yard touchdown pass to Johnston.

| SCORE BY QUARTERS | 1 | 2 | 3 | 4 | SCORE |
|-------------------|---|----|---|----|-------|
| CAL | 6 | 13 | 0 | 13 | 32 |
| TCU | 0 | 14 | 7 | 13 | 34 |

SCORING SUMMARY:

| | | | | |
|-----|-------|-----|---|-----------------|
| 1st | 5:01 | CAL | Clark, Trevon 54 yd pass from Garbers, Chase (Sheahan, J. pass failed), 3-68 1:43 | CAL 6 - TCU 0 |
| 2nd | 10:02 | CAL | Scott, Daniel 8 yd interception return (Clark, Trevon pass intcpt) | CAL 12 - TCU 0 |
| | 6:01 | TCU | Conwright, Blair 30 yd pass from Duggan, Max (Kell, Griffin kick), 9-75 4:01 | CAL 12 - TCU 7 |
| | 5:09 | CAL | Remigio, Nikko 7 yd pass from Garbers, Chase (Longhetto, Dario kick), 2-75 0:52 | CAL 19 - TCU 7 |
| | 0:11 | TCU | Evans, Zach 51 yd run (Kell, Griffin kick), 2-65 0:17 | CAL 19 - TCU 14 |
| 3rd | 8:43 | TCU | Johnston, Quentin 18 yd pass from Duggan, Max (Kell, Griffin kick), 15-75 6:17 | CAL 19 - TCU 21 |
| 4th | 11:37 | CAL | Moore, Damien 12 yd run (Longhetto, Dario kick), 9-80 3:53 | CAL 26 - TCU 21 |
| | 9:53 | TCU | Johnston, Q. 45 yd pass from Duggan, Max (Davis, D. pass intcpt), 4-75 1:44 | CAL 26 - TCU 27 |
| | 5:47 | TCU | Duggan, Max 9 yd run (Kell, Griffin kick), 5-81 3:09 | CAL 26 - TCU 34 |
| | 4:09 | CAL | Moore, Damien 1 yd run (Moore, Damien rush failed), 6-75 1:38 | CAL 32 - TCU 34 |

TEAM STATISTICS

| CATEGORY | CAL | TCU |
|----------------------------|---------|----------|
| FIRST DOWNS | 17 | 31 |
| RUSHES-YARDS (NET) | 27-133 | 50-271 |
| PASSING YDS (NET) | 309 | 234 |
| Passes Att-Comp-Int | 27-16-0 | 31-17-1 |
| TOTAL OFFENSE PLAYS-YARDS | 54-442 | 81-505 |
| Fumble Returns-Yards | 0-0 | 0-0 |
| Punt Returns-Yards | 0-0 | 1-8 |
| Kickoff Returns-Yards | 1-15 | 2-35 |
| Interception Returns-Yards | 1-8 | 0-0 |
| Punts (Number-Avg) | 6-43.7 | 5-50.4 |
| Fumbles-Lost | 0-0 | 1-0 |
| Penalties-Yards | 8-74 | 6-59 |
| Possession Time | 23:37 | 36:23 |
| Third-Down Conversions | 6 of 13 | 10 of 18 |
| Fourth-Down Conversions | 0 of 1 | 0 of 0 |
| Red-Zone Scores-Chances | 3-4 | 2-2 |
| Sacks By: Number-Yards | 3-32 | 2-12 |

RUSHING:

California-Moore, Damien 14-71; Garbers, Chase 7-43; Remigio, Nikko 2-18; Brooks, Christopher 2-1; Brooks, DeCarlos 1-1; TEAM 1-minus 1.

TCU-Evans, Zach 22-190; Duggan, Max 19-71; Miller, Kendre 4-18; Spielman, JD 2-5; Davis, Derius 1-0; TEAM 2-minus 13.

PASSING:

California-Garbers, Chase 16-27-0-309.

TCU-Duggan, Max 17-31-1-234.

RECEIVING:

California-Tonges, Jake 3-56; Remigio, Nikko 3-16; Clark, Trevon 2-122; Hunter, Jeremiah 2-48; Moore, Collin 2-4; Crawford, Kekoa 1-49; Brooks, DeCarlos 1-7; Dancy, Marcel 1-4; Brooks, Christop 1-3.

TCU-Johnston, Quentin 5-95; Conwright, Blair 3-52; Davis, Derius 3-29; Evans, Zach 1-14; Barber, Taye 1-13; Spielman, JD 1-9; Brown, Quincy 1-9; Spivey, Geor'quarius 1-7; Miller, Kendre 1-6.

GAME-BY-GAME RECAPS

GAME 3

Sept. 25, 2021 • Attendance: 46,672
Amon G. Carter Stadium • Fort Worth, Texas

FS1

SMU (4-0)
TCU (2-1)42
34**FORT WORTH** - The TCU football team dropped a 42-34 decision to SMU on Saturday at Amon G. Carter Stadium.

The Horned Frogs and Mustangs, meeting for the 100th time in their history, combined for 28 points in the opening 7:46 of the game.

After falling behind 6-0, TCU took a 7-6 lead on its opening possession when Kendre Miller broke free for a 20-yard touchdown on a 3rd-and-1 carry up the middle, capping a 6-play, 54-yard drive. J.D. Spielman set up the scoring series with a 41-yard kickoff return.

A career long 60-yard reception from Taye Barber led to Max Duggan's 13-yard scoring toss to Derius Davis to even the game at 14-14 with 7:14 left in the first quarter. Barber had his second career 100-yard receiving game with 114 yards on five catches, including a 21-yard touchdown to pull the Horned Frogs within 42-34 with 4:05 to play. However, the Mustangs were then able to run out the clock.

TCU went into the locker room at the half tied 21-21, as Deshaun McCuin picked off a pass in the end zone on the final play when SMU went for it on 4th-and-goal from the 3. However, a turnover on TCU's opening possession of the second half led to a short field for the Mustangs and they converted to take the lead for good at 28-21.

Trailing 35-24, TCU recorded its third interception of the game as Wyatt Harris picked off a pass and returned it 47 yards to the SMU 16. It set up a 30-yard Griffin Kell field goal, his second make of the game, to trim the Horned Frogs' deficit to 35-27 with 22 seconds left in the third quarter.

Zach Evans led TCU with 113 yards rushing on 15 carries, the fourth time in the last five games he's topped 100 yards. He added three receptions for 70 yards, including a 46-yard touchdown for his first career receiving score. It gave the Horned Frogs a 21-14 advantage with 13:31 left in the first half, TCU's only lead of the game.

For the second straight contest, Duggan equaled a career-high with three touchdown passes. He completed 16-of-28 attempts for 276 yards.

| SCORE BY QUARTERS | 1 | 2 | 3 | 4 | SCORE |
|-------------------|----|---|----|---|-------|
| SMU | 14 | 7 | 14 | 7 | 42 |
| TCU | 14 | 7 | 6 | 7 | 34 |

SCORING SUMMARY:

| | | | | |
|-----|-------|-----|--|-----------------|
| 1st | 14:08 | SMU | Gray,D. 68 yd pass from Mordecai,Tanner (Mazza,B. kick failed), 3-77 0:46 | SMU 6 - TCU 0 |
| | 10:48 | TCU | Miller,Kendre 20 yd run (Kell,Griffin kick), 6-54 3:12 | SMU 6 - TCU 7 |
| | 8:44 | SMU | Mordecai,Tanner 4 yd run (Redding,Ben rush), 6-75 2:04 | SMU 14 - TCU 7 |
| | 7:14 | TCU | Davis,Derius 13 yd pass from Duggan,Max (Kell,Griffin kick), 3-75 1:30 | SMU 14 - TCU 14 |
| 2nd | 13:31 | TCU | Evans,Zach 46 yd pass from Duggan,Max (Kell,Griffin kick), 6-86 2:23 | SMU 14 - TCU 21 |
| | 10:49 | SMU | Roberson, Jr.,R 29 yd pass from Mordecai,Tanner (Mazza,B. kick), 7-75 2:42 | SMU 21 - TCU 21 |
| 3rd | 14:19 | SMU | Bentley IV,Ulys 1 yd run (Mazza,Blake kick), 2-3 0:25 | SMU 28 - TCU 21 |
| | 10:27 | TCU | Kell,Griffin 40 yd field goal, 8-43 3:45 | SMU 28 - TCU 24 |
| | 7:09 | SMU | Rice,Rashee 11 yd pass from Mordecai,Tanner (Mazza,B. kick), 8-75 3:18 | SMU 35 - TCU 24 |
| | 0:22 | TCU | Kell,Griffin 30 yd field goal, 4-3 1:00 | SMU 35 - TCU 27 |
| 4th | 12:19 | SMU | Kerley,Jordan 26 yd pass from Mordecai,Tanner (Mazza,B. kick), 7-75 3:03 | SMU 42 - TCU 27 |
| | 4:05 | TCU | Barber,Taye 21 yd pass from Duggan,Max (Kell,Griffin kick), 7-91 1:45 | SMU 42 - TCU 34 |

TEAM STATISTICS

| CATEGORY | SMU | TCU |
|----------------------------|---------|---------|
| FIRST DOWNS | 29 | 20 |
| RUSHES-YARDS (NET) | 52-350 | 30-170 |
| PASSING YDS (NET) | 245 | 276 |
| Passes Att-Comp-Int | 28-17-3 | 28-16-0 |
| TOTAL OFFENSE PLAYS-YARDS | 80-595 | 58-446 |
| Fumble Returns-Yards | 0-0 | 1-47 |
| Punt Returns-Yards | 0-0 | 0-0 |
| Kickoff Returns-Yards | 2-30 | 3-93 |
| Interception Returns-Yards | 0-0 | 3-5 |
| Punts (Number-Avg) | 2-35.0 | 2-44.0 |
| Fumbles-Lost | 0-0 | 2-1 |
| Penalties-Yards | 4-30 | 9-61 |
| Possession Time | 33:52 | 26:08 |
| Third-Down Conversions | 8 of 12 | 6 of 12 |
| Fourth-Down Conversions | 0 of 1 | 0 of 1 |
| Red-Zone Scores-Chances | 3-4 | 4-4 |
| Sacks By: Number-Yards | 2-14 | 0-0 |

RUSHING:

SMU-Bentley IV,Ulys 20-153; Siggers,Tre 18-110; Lavine,Tyler 8-52; Mordecai,Tanner 4-37; TEAM 2-minus 2.

TCU-Evans,Zach 15-113; Duggan,Max 10-30; Miller,Kendre 5-27.

PASSING:

SMU-Mordecai,Tanner 17-28-3-245.

TCU-Duggan,Max 16-28-0-276.

RECEIVING:

SMU-Gray,Danny 4-130; Rice,Rashee 4-20; Roberson, Jr.,R 3-40; Bentley IV,Ulys 2-13; Kerley,Jordan 1-26; Daniels, Jr.,Ro 1-10; Calcaterra,Gran 1-9; Upshaw,Austin 1-minus 3.

TCU-Barber,Taye 5-114; Evans,Zach 3-70; Spielman,JD 3-54; Davis,Derius 2-17; Conwright,Blair 1-14; Miller,Kendre 1-7; Brown,Quincy 1-0.

GAME 4

Oct. 2, 2021 • Attendance: 43,337
Amon G. Carter Stadium • Fort Worth, TexasTEXAS (4-1, 2-0)
TCU (2-2, 0-1)32
27**FORT WORTH** - For just the third time in 10 meetings in Big 12 play, Texas defeated TCU as it held on for a 32-27 victory Saturday at Amon G. Carter Stadium.

Trailing 32-20, the Horned Frogs kept their hopes alive with a goal-line stand with 9:32 remaining. It sparked a 13-play, 99-yard drive capped by a Kendre Miller 2-yard scoring run to pull TCU within 32-27 with 4:23 left. However, the Longhorns were then able to run the clock out.

The Horned Frogs were victimized by three turnovers which led to a trio of Texas field goals.

TCU started fast as JD Spielman returned the opening kickoff 87 yards. Two plays later, Zach Evans took a handoff and broke multiple tackles to score on a 12-yard run to give the Horned Frogs a 7-0 lead just 52 seconds into the game.

Evans finished with 113 yards on 15 carries for his fifth 100-yard effort in the last seven games. He has also reached the end zone in five of the last six contests.

Leading 7-3, TCU pinned Texas at its own 1-yard line after a 62-yard punt by Jordy Sandy. After apparently forcing a 3-and-out, TCU was called for a targeting penalty to give the Longhorns a first down. They eventually drove 99 yards for a 10-7 lead on a 27-yard scoring run by Bijan Robinson.

Spielman's 11-yard touchdown reception with 33 seconds left in the first quarter gave TCU a 14-13 lead. It also extended his streak of a catch to 40 consecutive games, second-longest in the nation and representing every game he's played in his career. The 6-play 75-yard drive was keyed by Max Duggan completions of 22 yards to Quentin Johnston and 23 yards to Taye Barber. Barber's three receptions in the game pushed him over 100 in his career. He's now at 102.

The Horned Frogs took their final lead of the game at 17-16 lead with 7:19 to play in the first half on a 25-yard Griffin Kell field goal. The drive was kept alive by a Duggan 9-yard keeper on a 4th-and-1 from the Texas 24. The Longhorns went on to take a 23-17 lead at the half.

Kell's second field goal of the game, a 36-yard effort, pulled TCU within 26-20 with 3:45 left in the third quarter.

| SCORE BY QUARTERS | 1 | 2 | 3 | 4 | SCORE |
|-------------------|----|----|---|---|-------|
| TEXAS | 13 | 10 | 3 | 6 | 32 |
| TCU | 14 | 3 | 3 | 7 | 27 |

SCORING SUMMARY:

| | | | | |
|-----|-------|-----|---|----------------|
| 1st | 14:08 | TCU | Evans,Zach 12 yd run (Kell,Griffin kick), 2-13 0:40 | UT 0 - TCU 7 |
| | 10:02 | UT | Dicker,Cameron 38 yd field goal, 10-36 3:57 | UT 3 - TCU 7 |
| | 4:57 | UT | Robinson,Bijan 27 yd run (Dicker,Cameron kick), 8-99 4:00 | UT 10 - TCU 7 |
| | 2:50 | UT | Dicker,Cameron 38 yd field goal, 4-3 1:00 | UT 13 - TCU 7 |
| | 0:33 | TCU | Spielman,JD 11 yd pass from Duggan,Max (Kell,Griffin kick), 6-75 2:17 | UT 13 - TCU 14 |
| 2nd | 13:22 | UT | Dicker,Cameron 26 yd field goal, 4-10 5:55 | UT 16 - TCU 14 |
| | 7:19 | TCU | Kell,Griffin 25 yd field goal, 15-67 5:56 | UT 16 - TCU 17 |
| | 4:01 | UT | Robinson,Bijan 4 yd run (Dicker,Cameron kick), 7-55 3:12 | UT 23 - TCU 17 |
| 3rd | 7:19 | UT | Dicker,Cameron 28 yd field goal, 7-56 3:10 | UT 26 - TCU 17 |
| | 3:45 | TCU | Kell,Griffin 36 yd field goal, 7-56 3:34 | UT 26 - TCU 20 |
| 4th | 13:46 | UT | Whittington,J. 32 yd pass from Thompson,C. (Moore,J. pass failed), 12-75 4:59 | UT 32 - TCU 20 |
| | 4:23 | TCU | Miller,Kendre 2 yd run (Kell,Griffin kick), 13-99 5:09 | UT 32 - TCU 27 |

TEAM STATISTICS

| CATEGORY | TEXAS | TCU |
|----------------------------|---------|---------|
| FIRST DOWNS | 26 | 24 |
| RUSHES-YARDS (NET) | 53-272 | 41-169 |
| PASSING YDS (NET) | 142 | 182 |
| Passes Att-Comp-Int | 22-12-1 | 28-20-0 |
| TOTAL OFFENSE PLAYS-YARDS | 75-414 | 69-351 |
| Fumble Returns-Yards | 2-19 | 0-0 |
| Punt Returns-Yards | 0-0 | 1-2 |
| Kickoff Returns-Yards | 4-105 | 3-124 |
| Interception Returns-Yards | 0-0 | 1-0 |
| Punts (Number-Avg) | 2-46.5 | 3-48.0 |
| Fumbles-Lost | 1-0 | 3-3 |
| Penalties-Yards | 9-97 | 7-80 |
| Possession Time | 32:48 | 27:12 |
| Third-Down Conversions | 6 of 15 | 6 of 12 |
| Fourth-Down Conversions | 1 of 2 | 1 of 1 |
| Red-Zone Scores-Chances | 5-6 | 5-5 |
| Sacks By: Number-Yards | 1-7 | 2-21 |

RUSHING:

Texas-Texas-Robinson,Bijan 35-216; Thompson,Casey 8-35; Johnson,Roschon 7-22; TEAM 3-minus 1.

TCU-Evans,Zach 15-113; Duggan,Max 16-33; Miller,Kendre 5-18; Demercado,Emari 4-14; Davis,Derius 1-minus 9.

PASSING:

Texas-Thompson,Casey 12-22-1-142.

TCU-Duggan,Max 20-28-0-182.

RECEIVING:

Texas-Whittington,Jor 3-79; Moore,Joshua 3-13; Robinson,Bijan 2-22; Robinson,Kelion 2-13; Johnson,Roschon 1-8; Worthy,Xavier 1-7.

TCU-Davis,Derius 6-35; Barber,Taye 3-70; Johnston,Quentin 3-37; Evans,Zach 3-11; Spielman,JD 2-36; Miller,Kendre 2-20; Brown,Quincy 1-6.

GAME-BY-GAME RECAPS

GAME 5

Oct. 9, 2021 • Attendance: 55,821
Jones AT&T Stadium • Lubbock, Texas



TCU (3-2, 1-1)
TEXAS TECH (4-2, 1-2)

52
31

LUBBOCK, Texas - Kendre Miller rushed for a career-high 185 yards and Zach Evans added 143, in just first-half action, to key a TCU ground attack that totaled 394 yards as the Horned Frogs rolled to a 52-31 victory over Texas Tech Saturday night in Lubbock.

TCU has won four straight games at Jones AT&T Stadium, marking the only time in its history to win consecutive contests in Lubbock.

The Horned Frogs' 394 yards rushing were their most in a game since running for 431 in a 62-22 win at Baylor in 2016. Evans became the first Horned Frog since Lonta Hobbs in 2002 with four consecutive 100-yard efforts.

After rushing for a 33-yard touchdown to give TCU an early 14-0 lead, Miller had a 75-yard scoring run to extend the Horned Frogs' advantage to 45-17 with 7:18 left in the second quarter. He then provided TCU's final points with a 45-yard run for his third score of the night.

TCU started fast as its opening two plays were Evans carries totaling 60 yards, putting the Horned Frogs at the Texas Tech 20. Five plays later, Max Duggan connected on a 4-yard touchdown pass to Quincy Brown, the first career receiving score for the true freshman.

The Horned Frogs' advantage grew quickly to 28-7 just 14 seconds into the second quarter with a pair of touchdowns nine seconds apart. On Texas Tech's first play after an Evans' 7-yard touchdown run, Tre'Vius Hodges-Tomlinson returned an interception 29 yards for a touchdown.

Evans' second touchdown of the game, a 1-yard run with 1:35 left in the second quarter, gave the Horned Frogs a 35-10 halftime lead.

| SCORE BY QUARTERS | 1 | 2 | 3 | 4 | SCORE |
|-------------------|----|----|----|---|-------|
| TCU | 14 | 21 | 10 | 7 | 52 |
| TEXAS TECH | 7 | 3 | 14 | 7 | 31 |

SCORING SUMMARY:

| | | | | |
|-----|-------|-----|---|-----------------|
| 1st | 11:46 | TCU | Brown, Quincy 4 yd pass from (Kell, Griffin kick), 7-75 3:14 | TCU 7 - TTU 0 |
| | 6:29 | TCU | Miller, Kendre 33 yd run (Kell, Griffin kick), 8-79 4:06 | TCU 14 - TTU 0 |
| | 2:26 | TTU | Thompson, SaRodo 4 yd run (Garibay, Jonathan kick), 8-75 4:03 | TCU 14 - TTU 7 |
| 2nd | 14:55 | TCU | Evans, Zach 7 yd run (Kell, Griffin kick), 6-75 2:31 | TCU 21 - TTU 7 |
| | 8:12 | TTU | Garibay, Jonathan 38 yd field goal, 15-55 6:34 | TCU 21 - TTU 10 |
| | 14:46 | TCU | Hodges-Tomlinson 29 yd INT: INT: (Kell, Griffin kick), 1-0 0:09 | TCU 28 - TTU 10 |
| | 1:35 | TCU | Evans, Zach 1 yd run (Kell, Griffin kick), 14-75 6:37 | TCU 35 - TTU 10 |
| 3rd | 10:05 | TCU | Kell, Griffin 48 yd field goal, 7-33 2:01 | TCU 38 - TTU 10 |
| | 7:31 | TTU | Thompson, SaRodo 1 yd run (Garibay, Jonathan kick), 4-75 2:34 | TCU 38 - TTU 17 |
| | 7:18 | TCU | Miller, Kendre 75 yd run (Kell, Griffin kick), 1-75 0:13 | TCU 45 - TTU 17 |
| | 5:58 | TTU | White, Xavier 4 yd run (Garibay, Jonathan kick), 3-75 1:20 | TCU 45 - TTU 24 |
| 4th | 5:00 | TTU | Thompson, SaRodo 6 yd run (Garibay, Jonathan kick), 13-68 3:46 | TCU 45 - TTU 31 |
| | 4:51 | TCU | Miller, Kendre 45 yd run (Kell, Griffin kick), 1-45 0:09 | TCU 52 - TTU 31 |

TEAM STATISTICS

| CATEGORY | TCU | TEXAS TECH |
|----------------------------|---------|------------|
| FIRST DOWNS | 18 | 26 |
| RUSHES-YARDS (NET) | 47-394 | 37-214 |
| PASSING YDS (NET) | 104 | 344 |
| Passes Att-Comp-Int | 10-8-0 | 41-23-1 |
| TOTAL OFFENSE PLAYS-YARDS | 57-498 | 78-558 |
| Fumble Returns-Yards | 0-0 | 0-0 |
| Punt Returns-Yards | 0-8 | 0-0 |
| Kickoff Returns-Yards | 0-0 | 1-19 |
| Interception Returns-Yards | 1-29 | 0-0 |
| Punts (Number-Avg) | 3-45.7 | 2-49.5 |
| Fumbles-Lost | 1-0 | 0-0 |
| Penalties-Yards | 4-50 | 4-25 |
| Possession Time | 28:54 | 31:06 |
| Third-Down Conversions | 9 of 14 | 4 of 13 |
| Fourth-Down Conversions | 1 of 1 | 3 of 6 |
| Red-Zone Scores-Chances | 3-3 | 5-6 |
| Sacks By: Number-Yards | 1-0 | 0-0 |

RUSHING:

TCU-Miller, Kendre 12-185; Evans, Zach 7-143; Duggan, Max 6-43; Demercado, Emari 8-22; Foster, Daimarqua 3-4; TEAM 1-minus 3.

Texas Tech-Thompson, SaRodo 18-118; White, Xavier 9-51; Ezukanma, Erik 1-16; Price, Myles 1-15; Rigdon, Dalton 1-9; Colombi, Henry 7-5.

PASSING:

TCU-Duggan, Max 8-10-0-104.

Texas Tech-Colombi, Henry 23-41-1-344.

RECEIVING:

TCU-Convright, Blair 3-46; Barber, Taye 2-7; Davis, Derius 1-42; DiNunzio, Dominic 1-5; Brown, Quincy 1-4.

Texas Tech-Geiger, Kaylon 5-85; Cleveland, Trey 3-36; White, Xavier 3-26; Ezukanma, Erik 3-23; Thompson, SaRodo 2-79; Price, Myles 2-41; Tharp, Mason 2-22; Rigdon, Dalton 2-18; Founji, Loic 1-14.

GAME 6

Oct. 16, 2021 • Attendance: 84,391
Oklahoma Memorial Stadium • Norman, Okla.



TCU (3-3, 1-2)
#4 OKLAHOMA (7-0, 4-0)

31
52

NORMAN, Okla. - Despite career-best performances from Max Duggan and Quentin Johnston, the TCU football team dropped a 52-31 decision at No. 4 Oklahoma on Saturday night in Norman, Okla.

Duggan threw for a career-high 346 yards and four touchdowns, while Johnston had personal-best totals of seven receptions, 185 yards and three touchdowns. The 185 yards receiving were the most by a Horned Frog since Taj Williams had 210 against Oklahoma in 2016.

Duggan went over 5,000 career yards passing and is now at 5,221. He moved past Steve Stamp (5,123, 1978-81) into sixth place on TCU's all-time list. Duggan completed 20-of-30 attempts with no interceptions.

After the Sooners scored on their opening two possessions for a 14-0 lead, TCU got on the board with a 53-yard touchdown pass from Duggan to Kendre Miller. Miller caught the short toss and then outraced the Sooners defense down the TCU sideline and into the end zone for his first career receiving score.

TCU closed within 17-14 with 4:27 left in the second quarter on a 20-yard touchdown pass from Duggan to Johnston. It capped a 14-play, 78-yard drive covering 6:38 on the clock.

After trailing 24-14 at the half, TCU was still within 10 points when Duggan connected with Johnston on a 75-yard strike to make it a 31-21 game with 11:01 left in the third quarter. Johnston posted his third career 100-yard receiving game.

TCU continued to battle back as a 22-yard Griffin Kell field goal kept it a two-score game at 38-24 with 4:38 remaining in the third quarter. Johnson's spectacular grab on a 25-yard pass from Duggan provided TCU's final points of the game, cutting the deficit to 45-31 with 11:16 left.

Ochaun Mathis had two sacks for TCU, the fifth multi-sack of his career. His 14 1/2 sacks top all current Horned Frogs.

| SCORE BY QUARTERS | 1 | 2 | 3 | 4 | SCORE |
|-------------------|----|----|----|---|-------|
| TCU | 7 | 7 | 10 | 7 | 31 |
| OKLAHOMA | 14 | 10 | 21 | 7 | 52 |

SCORING SUMMARY:

| | | | | |
|-----|-------|-----|--|----------------|
| 1st | 12:01 | OU | Brooks, Kennedy 2 yd run (Brkic, Gabe kick), 7-75 2:59 | TCU 0 - OU 7 |
| | 5:40 | OU | Hall, Jeremiah 17 yd pass from (Brkic, Gabe kick), 7-62 4:24 | TCU 0 - OU 14 |
| | 3:43 | TCU | Miller, Kendre 53 yd pass from (Kell, Griffin kick), 5-75 1:57 | TCU 7 - OU 14 |
| 2nd | 11:13 | OU | Brkic, Gabe 28 yd field goal, 6-59 2:37 | TCU 7 - OU 17 |
| | 4:27 | TCU | Johnston, Quentin 20 yd pass from (Kell, Griffin kick), 14-78 6:38 | TCU 14 - OU 17 |
| | 0:20 | OU | Haselwood, Jadon 11 yd pass from (Brkic, Gabe kick), 5-76 1:23 | TCU 14 - OU 24 |
| 3rd | 11:48 | OU | Haselwood, Jadon 16 yd pass from (Brkic, Gabe kick), 3-77 1:33 | TCU 14 - OU 31 |
| | 11:01 | TCU | Johnston, Quentin 75 yd pass from (Kell, Griffin kick), 2-80 0:42 | TCU 21 - OU 31 |
| | 9:21 | OU | Haselwood, Jadon 7 yd pass from (Brkic, Gabe kick), 3-33 1:40 | TCU 21 - OU 38 |
| | 4:38 | TCU | Kell, Griffin 22 yd field goal, 12-71 4:43 | TCU 24 - OU 38 |
| | 2:20 | OU | Williams, Caleb 41 yd run (Brkic, Gabe kick), 5-75 2:18 | TCU 24 - OU 45 |
| 4th | 11:16 | TCU | Johnston, Quentin 25 yd pass from (Kell, Griffin kick), 4-47 1:44 | TCU 31 - OU 45 |
| | 1:09 | OU | Gray, Eric 2 yd run (Brkic, Gabe kick), 9-68 5:44 | TCU 31 - OU 52 |

TEAM STATISTICS

| CATEGORY | TCU | OKLAHOMA |
|----------------------------|---------|----------|
| FIRST DOWNS | 21 | 25 |
| RUSHES-YARDS (NET) | 37-183 | 35-230 |
| PASSING YDS (NET) | 346 | 295 |
| Passes Att-Comp-Int | 30-20-0 | 23-18-0 |
| TOTAL OFFENSE PLAYS-YARDS | 67-529 | 58-525 |
| Fumble Returns-Yards | 0-0 | 0-0 |
| Punt Returns-Yards | 0-22 | 0-0 |
| Kickoff Returns-Yards | 5-117 | 0-0 |
| Interception Returns-Yards | 0-0 | 0-0 |
| Punts (Number-Avg) | 5-42.0 | 3-59.7 |
| Fumbles-Lost | 1-1 | 1-1 |
| Penalties-Yards | 9-101 | 3-15 |
| Possession Time | 29:13 | 30:47 |
| Third-Down Conversions | 7 of 14 | 4 of 9 |
| Fourth-Down Conversions | 0 of 1 | 0 of 0 |
| Red-Zone Scores-Chances | 2-2 | 7-7 |
| Sacks By: Number-Yards | 2-0 | 0-0 |

RUSHING:

TCU-Demercado, Emari 7-57; Miller, Kendre 15-55; Duggan, Max 8-45; Foster, Daimarqua 5-19; Barber, Taye 2-7.

OU-Brooks, Kennedy 20-153; Williams, Caleb 9-66; Gray, Eric 6-11.

PASSING:

TCU-Duggan, Max 20-30-0-346.

OU-Williams, Caleb 18-23-0-295.

RECEIVING:

TCU-Johnston, Quentin 7-185; Miller, Kendre 4-56; Barber, Taye 3-43; Williams, Savion 2-19; Davis, Derius 2-14; Foster, Daimarqua 1-22; Henderson, Gunna 1-7.

OU-Haselwood, Jadon 6-56; Woods, Mike 3-75; Mims, Marvin 2-56; Willis, Brayden 2-22; West, Trevon 1-35; Gray, Eric 1-28; Hall, Jeremiah 1-17; Williams, Mario 1-11; Brooks, Kennedy 1-minus 5.

GAME-BY-GAME RECAPS

GAME 7

Oct. 23, 2021 • Attendance: 37,288
Amon G. Carter Stadium • Fort Worth, TexasWEST VIRGINIA (3-4, 1-3)
TCU (3-4, 1-3)29
17

FORT WORTH - The TCU football team dropped a 29-17 decision to West Virginia on Saturday night in Amon G. Carter Stadium.

TCU started fast as Derius Davis returned the game's opening kickoff 100 yards for a touchdown. It was his fourth career special teams score. His three career punt returns for touchdowns are tied for second in program history. It was the first time TCU returned the game's opening kickoff for a touchdown since at least 1996.

West Virginia utilized its ball control offense in the first quarter to take a 10-7 lead, scoring on its two possessions. In the opening 15 minutes, the Mountaineers held a 23-7 edge in plays from scrimmage and an 11:36 to 3:24 advantage in time of possession.

Trailing 13-7, TCU went for it on 4th-and-3 from the West Virginia 5 and regained a 14-13 lead as a scrambling Max Duggan found a wide open Taye Barber in the end zone with 5:17 left in the second quarter.

Duggan passed for 244 yards on 16-of-26 attempts to give him 5,465 in his career, moving him past Casey Pachell (5,415, 2010-13) into fifth place in TCU history.

After West Virginia went back on top, Griffin Kell's 24-yard field goal with 14 seconds left in the second quarter cut TCU's deficit to 20-17 at the half.

TCU's Quentin Johnston had five receptions for 113 yards to top the 100-yard mark for the second straight game and fourth time in his career.

Dee Winters led TCU defensively with a career-high 12 tackles, while Corey Bethley had a sack.

| SCORE BY QUARTERS | 1 | 2 | 3 | 4 | SCORE |
|-------------------|----|----|---|---|-------|
| WEST VIRGINIA | 10 | 10 | 3 | 6 | 29 |
| TCU | 7 | 10 | 0 | 0 | 17 |

SCORING SUMMARY:

| | | | | |
|-----|-------|-----|---|-----------------|
| 1st | 14:46 | TCU | Davis, Derius 100 yd kickoff return (Kell, Griffin kick) | WVU 0 - TCU 7 |
| | 10:57 | WVU | Legg, Casey 27 yd field goal, 9-79 3:44 | WVU 3 - TCU 7 |
| | 0:07 | WVU | Brown, Leddie 5 yd run (Legg, Casey kick), 15-94 7:47 | WVU 10 - TCU 7 |
| 2nd | 9:07 | WVU | Legg, Casey 38 yd field goal, 6-71 3:20 | WVU 13 - TCU 7 |
| | 5:17 | TCU | Barber, Taye 5 yd pass from Duggan, Max (Kell, Griffin kick), 9-76 3:48 | WVU 13 - TCU 14 |
| | 2:51 | WVU | Brown, Leddie 1 yd run (Legg, Casey kick), 6-65 2:26 | WVU 20 - TCU 14 |
| | 0:14 | TCU | Kell, Griffin 24 yd field goal, 9-68 2:34 | WVU 20 - TCU 17 |
| 3rd | 3:56 | WVU | Legg, Casey 49 yd field goal, 5-10 2:50 | WVU 23 - TCU 17 |
| 4th | 12:26 | WVU | Brown, Leddie 3 yd run (O'Laughlin, Mike pass failed), 3-15 1:19 | WVU 29 - TCU 17 |

TEAM STATISTICS

| CATEGORY | WEST VIRGINIA | TCU |
|----------------------------|---------------|---------|
| FIRST DOWNS | 24 | 19 |
| RUSHES-YARDS (NET) | 41-229 | 34-149 |
| PASSING YDS (NET) | 258 | 244 |
| Passes Att-Comp-Int | 29-22-0 | 26-16-2 |
| TOTAL OFFENSE PLAYS-YARDS | 70-487 | 60-393 |
| Fumble Returns-Yards | 0-0 | 0-0 |
| Punt Returns-Yards | 1--2 | 0-0 |
| Kickoff Returns-Yards | 2-33 | 4-108 |
| Interception Returns-Yards | 2-75 | 0-0 |
| Punts (Number-Avg) | 2-50.5 | 3-41.3 |
| Fumbles-Lost | 0-0 | 3-1 |
| Penalties-Yards | 5-45 | 7-45 |
| Possession Time | 35:30 | 24:30 |
| Third-Down Conversions | 6 of 14 | 4 of 12 |
| Fourth-Down Conversions | 1 of 2 | 1 of 3 |
| Red-Zone Scores-Chances | 4-5 | 2-2 |
| Sacks By: Number-Yards | 2-10 | 1-7 |

RUSHING:

WVU - Brown, Leddie 24-111; Greene, Garrett 2-69; Mathis, Tony 12-48; Doege, Jarret 3-1.
TCU - Evans, Zach 18-62; Miller, Kendre 6-54; Duggan, Max 7-27; Demercado, Emari 2-11; Davis, Derius 1-minus 5.

PASSING:

WVU - Doege, Jarret 21-28-0-257; Greene, Garrett 1-1-0-1.
TCU - Duggan, Max 16-26-2-244.

RECEIVING:

WVU - Ford-Wheaton, B. 6-65; Ryan, Sean 4-81; Wright, Winston 4-59; O'Laughlin, Mike 4-23; Smith, Reese 1-11; Esdale, Isaiah 1-10; James, Sam 1-6; Brown, Leddie 1-3.
TCU - Johnston, Quentin 5-113; Evans, Zach 3-35; Williams, Savion 2-30; Barber, Taye 2-28; Brown, Quincy 2-20; Conwright, Blair 1-12; Brooks, Marcel 1-6.

GAME 8

Oct. 30, 2021 • Attendance: 44,339
Bill Snyder Family Stadium • Manhattan, Kan.TCU (3-5, 1-4)
KANSAS STATE (5-3, 2-3)12
31

MANHATTAN, Kan. - TCU dropped a 31-12 decision to Kansas State Saturday afternoon in Manhattan, Kan.

The Horned Frogs' offense was led by Kendre Miller's team-high 102 yards rushing, marking his second 100-yard game of the season and third of his career.

T.J. Carter's first interception as a Horned Frog set up TCU's first score of the game, a 24-yard field goal by Griffin Kell. His eighth consecutive made attempt cut the Horned Frogs' deficit to 7-3 just 52 seconds into the second quarter. A key play on the drive was a Miller 23-yard carry to the K-State 10 on a 3rd-and-8. Miller also had two receptions for 26 yards on the series.

TCU's second score of the game came via its defense. After the Horned Frogs were stopped on downs at the K-State 1, Dee Winters made a tackle in the end zone on the first snap of the Wildcats' ensuing series to make it a 14-5 game with 6:26 left in the second quarter.

TCU's final score was on a 3-yard Emari Demercado run, capping a 6-play, 75-yard drive. The Horned Frogs, who entered the game No. 1 in the nation in red-zone offensive efficiency at 100.0 percent (25-of-25), had two possessions inside the K-State 5-yard line that did not produce points.

| SCORE BY QUARTERS | 1 | 2 | 3 | 4 | SCORE |
|-------------------|---|----|---|----|-------|
| TCU | 0 | 5 | 0 | 7 | 12 |
| KANSAS STATE | 7 | 14 | 0 | 10 | 31 |

SCORING SUMMARY:

| | | | | |
|-----|-------|-----|---|-----------------|
| 1st | 8:25 | KSU | Thompson, Skylar 4 yd run (Tennant, Chris kick), 7-78 3:52 | TCU 0 - KSU 7 |
| 2nd | 14:08 | TCU | Kell, Griffin 24 yd field goal, 8-44 3:58 | TCU 3 - KSU 7 |
| | 9:22 | KSU | Vaughn, Deuce 42 yd run (Tennant, Chris kick), 7-73 4:40 | TCU 3 - KSU 14 |
| | 6:26 | TCU | Winters, Dee safety | TCU 5 - KSU 14 |
| | 0:56 | KSU | Vaughn, Deuce 1 yd run (Tennant, Chris kick), 6-88 2:53 | TCU 5 - KSU 21 |
| 4th | 14:49 | KSU | Imatorbhehbe, Da 73 yd pass from (Tennant, Chris kick), 2-78 0:56 | TCU 5 - KSU 28 |
| | 1:36 | KSU | Tennant, Chris 42 yd field goal, 13-50 7:00 | TCU 5 - KSU 31 |
| | 0:15 | TCU | Demercado, Emari 3 yd run (Kell, Griffin kick), 6-75 1:21 | TCU 12 - KSU 31 |

TEAM STATISTICS

| CATEGORY | TCU | K-STATE |
|----------------------------|---------|---------|
| FIRST DOWNS | 17 | 16 |
| RUSHES-YARDS (NET) | 41-156 | 34-146 |
| PASSING YDS (NET) | 184 | 242 |
| Passes Att-Comp-Int | 28-18-0 | 21-13-1 |
| TOTAL OFFENSE PLAYS-YARDS | 69-340 | 55-388 |
| Fumble Returns-Yards | 0-0 | 0-0 |
| Punt Returns-Yards | 0-19 | 0-4 |
| Kickoff Returns-Yards | 3-67 | 3-41 |
| Interception Returns-Yards | 1-0 | 0-0 |
| Punts (Number-Avg) | 5-41.6 | 3-42.0 |
| Fumbles-Lost | 3-2 | 1-0 |
| Penalties-Yards | 6-45 | 4-46 |
| Possession Time | 30:44 | 29:16 |
| Third-Down Conversions | 6 of 16 | 6 of 12 |
| Fourth-Down Conversions | 2 of 4 | 1 of 1 |
| Red-Zone Scores-Chances | 2-4 | 2-2 |
| Sacks By: Number-Yards | 2-0 | 4-0 |

RUSHING:

TCU - Miller, Kendre 14-102; Morris, Chandler 8-38; Foster, Daimarqua 5-18; Demercado, Emari 4-7; Davis, Derius 1-minus 1; Duggan, Max 9-minus 8.
K-State - Vaughn, Deuce 20-109; Wright, Jacardia 7-19; Thompson, Skylar 5-18; Sinnott, Ben 1-2; TEAM 1-minus 2.

PASSING:

TCU - Morris, Chandler 9-14-0-111; Duggan, Max 9-13-0-73; Barber, Taye 0-1-0-0.
K-State - Thompson, Skylar 13-21-1-242.

RECEIVING:

TCU - Davis, Derius 4-78; Miller, Kendre 4-28; Barber, Taye 2-15; Demercado, Emari 2-10; Johnston, Quentin 2-5; Conwright, Blair 1-18; Brooks, Marcel 1-17; DiNunzio, Dominic 1-8; Brown, Quincy 1-5.
K-State - Knowles, Malik 3-21; Imatorbhehbe, Da 2-90; Vaughn, Deuce 2-49; Brooks, Phillip 2-44; Warner, Kade 2-19; Wheeler, Sammy 2-19.

GAME 9

Nov. 6, 2021 • Attendance: 40,338
Amon G. Carter Stadium • Fort Worth, Texas



#12 BAYLOR (7-2, 4-2)
TCU (4-5, 2-4)

28
30

FORT WORTH - Chandler Morris, in his first career start, passed for 461 yards and Shadrach Banks had a game-saving interception to lead TCU to a 30-28 victory over Baylor in a thriller Saturday afternoon at Amon G. Carter Stadium.

The Horned Frogs beat the Bears for the sixth time in the last seven seasons and are 7-3 against them in Big 12 play.

Trailing 30-28, Baylor took possession at its 20 with 1:56 remaining. Three plays later, the Bears were at the TCU 34. Banks then recorded the first interception of his career to preserve the Horned Frogs' win.

The 461 yards by Morris, who completed 29-of-41 attempts for two touchdowns and no interceptions, ranked fourth for a single game in TCU history. It was the Horned Frogs' first 400-yard passing game since Kenny Hill, position coach for Morris, against Oklahoma in 2016.

Morris added 70 yards rushing on 11 carries to give him 531 yards of total offense, second-most in TCU history.

Leading 23-21, TCU extended the margin to 30-21 with 11:59 to play on a 19-yard touchdown pass from Morris to a wide-open Quentin Johnston in the end zone. Johnston had five receptions for 152 yards for his third 100-yard game in the last four contests.

Morris scored his first touchdown as a Horned Frog on a 12-yard keeper to tie the game at 7-7 with 6:59 left in the first quarter.

Three Griffin Kell field goals, from 30, 46 and 24 yards, were key in TCU taking a 16-14 halftime lead. Kell's final make, the 24-yard effort, came with 59 seconds left in the first half to give the Horned Frogs their advantage at the break. Kell's field goals gave him 11 consecutive made attempts, tied for the eighth-longest streak in TCU history.

On its first possession of the second half, TCU drove 83 yards in 12 plays covering 6:16 on the clock to extend its lead to 23-14 on a 5-yard touchdown pass from Morris to Dominic DiNunzio. It was the first career touchdown for DiNunzio who attends TCU on an ROTC scholarship.

TCU totaled 562 yards of offense, while its defense came up with big plays throughout the contest. Kee'yon Stewart, in his first game of the season, had an interception in the end zone off a deflection by Tre'Vius Hodges-Tomlinson.

| SCORE BY QUARTERS | 1 | 2 | 3 | 4 | SCORE |
|-------------------|---|---|---|---|-------|
| BAYLOR | 7 | 7 | 7 | 7 | 28 |
| TCU | 7 | 9 | 7 | 7 | 30 |

SCORING SUMMARY:

| | | | | |
|-----|-------|-----|---|----------------|
| 1st | 10:53 | BU | Thornton, Tyquan 7 yd pass from Bohanon, Gerry (Hankins, Isaiah kick), 3-62 1:14 | BU 7 - TCU 0 |
| | 6:59 | TCU | Morris, Chandler 12 yd run (Kell, Griffin kick), 4-82 1:38 | BU 7 - TCU 7 |
| 2nd | 13:29 | TCU | Kell, Griffin 30 yd field goal, 11-64 5:19 | BU 7 - TCU 10 |
| | 9:16 | TCU | Kell, Griffin 46 yd field goal, 7-10 1:55 | BU 7 - TCU 13 |
| | 2:57 | BU | Dabney, Drake 21 yd pass from Bohanon, Gerry (Hankins, Isaiah kick), 11-75 6:19 | BU 14 - TCU 13 |
| | 0:59 | TCU | Kell, Griffin 24 yd field goal, 10-68 1:58 | BU 14 - TCU 16 |
| 3rd | 7:07 | TCU | DiNunzio, Domini 5 yd pass from Morris, Chandler (Kell, Griffin kick), 12-83 6:16 | BU 14 - TCU 23 |
| | 3:01 | BU | Ebner, Trestan 1 yd run (Hankins, Isaiah kick), 7-75 4:06 | BU 21 - TCU 23 |
| 4th | 11:59 | TCU | Johnston, Quentin 19 yd pass from Morris, Chandler (Kell, G. kick), 12-80 4:02 | BU 21 - TCU 30 |
| | 5:04 | BU | Thornton, Tyquan 4 yd pass from Bohanon, Gerry (Hankins, Is. kick), 13-86 6:44 | BU 28 - TCU 30 |

TEAM STATISTICS

| CATEGORY | BAYLOR | TCU |
|----------------------------|---------|---------|
| FIRST DOWNS | 17 | 28 |
| RUSHES-YARDS (NET) | 36-179 | 35-94 |
| PASSING YDS (NET) | 214 | 468 |
| Passes Att-Comp-Int | 20-14-2 | 42-30-0 |
| TOTAL OFFENSE PLAYS-YARDS | 56-393 | 77-562 |
| Fumble Returns-Yards | 0-0 | 0-0 |
| Punt Returns-Yards | 0-0 | 1-7 |
| Kickoff Returns-Yards | 3-65 | 0-0 |
| Interception Returns-Yards | 0-0 | 2-0 |
| Punts (Number-Avg) | 5-40.6 | 1-33.0 |
| Fumbles-Lost | 0-0 | 2-1 |
| Penalties-Yards | 6-65 | 13-111 |
| Possession Time | 29:36 | 30:24 |
| Third-Down Conversions | 5 of 11 | 7 of 14 |
| Fourth-Down Conversions | 1 of 1 | 0 of 0 |
| Red-Zone Scores-Chances | 3-3 | 5-7 |
| Sacks By: Number-Yards | 1-9 | 1-9 |

RUSHING:

Baylor-Smith, Abram 18-125; Ebner, Trestan 12-39; Bohanon, Gerry 6-15.

TCU-Morris, Chandler 11-70; Demercado, Emari 19-34; Miller, Kendre 2-minus 2; TEAM 3-minus 8.

PASSING:

Baylor-Bohanon, Gerry 14-20-2-214.

TCU-Morris, Chandler 29-41-0-461; Barber, Taye 1-1-0-7.

RECEIVING:

Baylor-Thornton, Tyquan 5-121; Sims, Ben 4-53; Smith, Abram 2-11; Sneed, R.J. 2-8; Dabney, Drake 1-21.

TCU-Barber, Taye 6-78; Johnston, Quentin 5-142; Davis, Derius 5-81; Demercado, Emari 4-55; Brown, Quincy 3-46; Conwright, Blair 2-42; DiNunzio, Dominic 2-5; Nowell, Blake 1-12; Morris, Chandler 1-7; Spivey, Geor'quarius 1-0.

GAME 10

Nov. 13, 2021 • Attendance: 54,549
Boone Pickens Stadium • Stillwater, Okla.



TCU (4-6, 2-5)
#10 OKLAHOMA STATE (9-1, 6-1)

17
63

STILLWATER, Okla. - TCU dropped a 63-17 decision at No. 10 Oklahoma State on Saturday night in Stillwater, Okla.

The Cowboys, who entered the game with the nation's third-ranked defense (277.0 yards per game) and having allowed just two field goals in their previous two games, were again stout.

The Horned Frogs had won three of the four previous meetings with Oklahoma State.

Graduate student Emari Demercado, TCU's lone available scholarship running back, rushed for a career-high 80 yards on 14 carries, including a 13-yard scoring run.

TCU got on the board in the first quarter on a 44-yard Griffin Kell field goal. It was the 365th consecutive game the Horned Frogs scored, tying Michigan (1984-2014) for the second-longest streak in NCAA history.

True freshman quarterback Sam Jackson's first collegiate pass was a 62-yard completion to Taye Barber. It set up a 13-yard Demercado scoring run on the next play.

The Horned Frogs' final points came via its defense as Colt Ellison returned a fumble 28 yards for a touchdown.

| SCORE BY QUARTERS | 1 | 2 | 3 | 4 | SCORE |
|-------------------|---|----|----|----|-------|
| TCU | 3 | 0 | 0 | 14 | 17 |
| OKLAHOMA ST. | 7 | 21 | 14 | 21 | 63 |

SCORING SUMMARY:

| | | | | |
|-----|-------|-----|--|-----------------|
| 1st | 5:01 | OSU | Warren, Jaylen 1 yd run (Brown, Tanner kick), 11-68 3:16 | TCU 0 - OSU 7 |
| | 2:03 | TCU | Kell, Griffin 44 yd field goal, 6-73 2:58 | TCU 3 - OSU 7 |
| 2nd | 14:55 | OSU | Warren, Jaylen 6 yd run (Brown, Tanner kick), 7-69 2:01 | TCU 3 - OSU 14 |
| | 5:04 | OSU | Warren, Jaylen 2 yd run (Brown, Tanner kick), 13-84 5:36 | TCU 3 - OSU 21 |
| | 1:42 | OSU | Green, Blaine 46 yd pass from Sanders, Spencer (Brown, Tanner kick), 4-89 1:03 | TCU 3 - OSU 28 |
| 3rd | 9:07 | OSU | Jackson, Dezmon 5 yd run (Brown, Tanner kick), 10-63 3:56 | TCU 3 - OSU 35 |
| | 3:17 | OSU | Richardson, Domi 2 yd run (Brown, Tanner kick), 10-78 4:46 | TCU 3 - OSU 42 |
| 4th | 13:27 | OSU | Jackson, Dezmon 1 yd run (Brown, Tanner kick), 8-55 3:42 | TCU 3 - OSU 49 |
| | 12:37 | TCU | Demercado, Emari 13 yd run (Kell, Griffin kick), 2-90 0:50 | TCU 10 - OSU 49 |
| | 11:49 | TCU | Ellison, Colt 28 yd fumble recovery (Kell, Griffin kick) | TCU 17 - OSU 49 |
| | 8:32 | OSU | Richardson, Domi 20 yd run (Hale, Alex kick), 6-96 3:17 | TCU 17 - OSU 56 |
| | 5:04 | OSU | Nixon, Jaden 63 yd run (Hale, Alex kick), 3-69 1:35 | TCU 17 - OSU 63 |

TEAM STATISTICS

| CATEGORY | TCU | OKLAHOMA ST. |
|----------------------------|---------|--------------|
| FIRST DOWNS | 13 | 37 |
| RUSHES-YARDS (NET) | 32-133 | 62-489 |
| PASSING YDS (NET) | 202 | 235 |
| Passes Att-Comp-Int | 21-12-0 | 25-17-0 |
| TOTAL OFFENSE PLAYS-YARDS | 53-335 | 87-724 |
| Fumble Returns-Yards | 1-28 | 0-0 |
| Punt Returns-Yards | 0-0 | 1-6 |
| Kickoff Returns-Yards | 4-78 | 1-31 |
| Interception Returns-Yards | 0-0 | 0-0 |
| Punts (Number-Avg) | 8-42.2 | 1-38.0 |
| Fumbles-Lost | 1-0 | 2-2 |
| Penalties-Yards | 12-79 | 1-15 |
| Possession Time | 24:42 | 35:18 |
| Third-Down Conversions | 2 of 12 | 11 of 14 |
| Fourth-Down Conversions | 0 of 1 | 2 of 2 |
| Red-Zone Scores-Chances | 2-2 | 7-7 |
| Sacks By: Number-Yards | 0-0 | 7-28 |

RUSHING:

TCU-Demercado, Emari 14-90; Watkins, Ahmonte 4-21; Davis, Derius 2-8; Johnston, Quentin 1-8; Jackson, Sam 4-4; Maticcik, Brent 1-2; Morris, Chandler 6-minus 25.

Oklahoma State-Richardson, Domi 12-176; Warren, Jaylen 17-113; Nixon, Jaden 3-69; Jackson, Dezmon 15-68; Sanders, Spencer 10-53; Washington, Andr 2-8; Middleton, Zach 1-4; Gundy, Gunnar 1-1; Bullock, Ethan 1-minus 3.

PASSING:

TCU-Morris, Chandler 11-20-0-125; Jackson, Sam 1-1-0-77.

Oklahoma State-Sanders, Spencer 17-25-0-235.

RECEIVING:

TCU-Barber, Taye 3-74; Watkins, Ahmonte 2-32; Johnston, Quentin 2-minus 3; DiNunzio, Dominic 1-46; Demercado, Emari 1-8; Brooks, Marcel 1-7; Nowell, Blake 1-2; Davis, Derius 1-minus 1.

Oklahoma State-Presley, Brennan 6-61; Martin, Tay 4-43; Green, Blaine 3-80; Richardson, John 2-23; Green, Bryson 1-21; Warren, Jaylen 1-7.

GAME-BY-GAME RECAPS

GAME 11

Nov. 20, 2021 • Attendance: 35,061
Amon G. Carter Stadium • Fort Worth, TexasKANSAS (2-9, 1-7)
TCU (5-6, 3-5)28
31

FORT WORTH - Kendre Miller rushed for 112 yards as TCU totaled 326 yards on the ground, and Griffin Kell's 25-yard field goal with 6 seconds left was the difference in a 31-28 victory over Kansas Saturday afternoon at Amon G. Carter Stadium in Fort Worth.

TCU, in keeping its bowl hopes alive, improved to 104-8 in its last 112 games when topping 200 yards rushing. Miller went over 100 yards for the third time in his last six contests.

After Kansas scored a pair of touchdowns to even the game at 28-28 with 4:46 to play, the Horned Frogs drove 67 yards in 14 plays to set up Kell's winning kick. A key play was Max Duggan completing a 10-yard pass to Derius Davis on a 3rd-and-8 at the TCU 27.

Davis posted his second career 100-yard receiving game with six catches for 103 yards. He also gave TCU a 7-0 lead on its opening possession of the game when he took a handoff and raced 43 yards into the end zone for his first career rushing touchdown and ninth score overall via four different ways (four receiving, three punt returns, one kickoff return).

Trailing 14-7 at the half, TCU scored touchdowns on its first three series of the second half to take a 28-14 lead.

On TCU's first possession of the second half, facing a 3rd-and-1 at the TCU 44, Miller broke loose on a 56-yard touchdown run to even the game at 14-14. It took the Horned Frogs just three plays to go 65 yards. It was Miller's team-best seventh rushing touchdown of the season.

Duggan bulldozed his way into the end zone on a fourth-down keeper from the Kansas 1 to give the Horned Frogs a 21-14 lead. Duggan rushed for 74 yards on 14 carries while completing 10-of-16 passes for 166 yards.

A 49-yard completion from Duggan to Davis set up an Emari Demercado 1-yard scoring run, capping a 99-yard drive, to extend the TCU advantage to 28-14 with 11:43 remaining.

Dee Winters led TCU defensively with eight tackles and his second interception of the season, tying Tre'Vius Hodges-Tomlinson for the team lead.

| SCORE BY QUARTERS | 1 | 2 | 3 | 4 | SCORE |
|-------------------|---|---|----|----|-------|
| KANSAS | 7 | 7 | 0 | 14 | 28 |
| TCU | 7 | 0 | 14 | 10 | 31 |

SCORING SUMMARY:

| | | | | |
|-----|-------|-----|--|----------------|
| 1st | 10:33 | TCU | Davis, Derius 43 yd run (Kell, Griffin kick), 5-83 2:23 | KU 0 - TCU 7 |
| | 05:43 | KU | Daniels, Jalon 14 yd run (Borcila, Jacob kick), 9-75 4:50 | KU 7 - TCU 7 |
| 2nd | 12:29 | KU | Neal, Devin 2 yd run (Borcila, Jacob kick), 8-82 4:13 | KU 14 - TCU 7 |
| 3rd | 13:32 | TCU | Miller, Kendre 56 yd run (Kell, Griffin kick), 3-63 1:25 | KU 14 - TCU 14 |
| | 06:55 | TCU | Duggan, Max 1 yd run (Kell, Griffin kick), 10-74 4:40 | KU 14 - TCU 21 |
| 4th | 11:43 | TCU | Demercado, Emari 1 yd run (Kell, Griffin kick), 12-99 6:44 | KU 14 - TCU 28 |
| | 09:23 | KU | Grimm, Luke 28 yd pass from Daniels, Jalon (Borcila, Jacob kick), 5-74 2:14 | KU 21 - TCU 28 |
| | 04:46 | KU | Casey, Jared 10 yd pass from Daniels, Jalon (Borcila, Jacob kick), 8-65 3:13 | KU 28 - TCU 28 |
| | 00:06 | TCU | Kell, Griffin 25 yd field goal, 14-67 4:40 | KU 28 - TCU 31 |

TEAM STATISTICS

| CATEGORY | KANSAS | TCU |
|----------------------------|---------|---------|
| FIRST DOWNS | 20 | 19 |
| RUSHES-YARDS (NET) | 31-124 | 49-326 |
| PASSING YDS (NET) | 255 | 166 |
| Passes Att-Comp-Int | 30-22-1 | 16-10-1 |
| TOTAL OFFENSE PLAYS-YARDS | 61-379 | 65-492 |
| Fumble Returns-Yards | 0-0 | 0-0 |
| Punt Returns-Yards | 0-0 | 1-3 |
| Kickoff Returns-Yards | 2-23 | 1--2 |
| Interception Returns-Yards | 1-0 | 1-2 |
| Punts (Number-Avg) | 4-36.0 | 3-43.7 |
| Fumbles-Lost | 1-0 | 3-1 |
| Penalties-Yards | 1-0 | 3-37 |
| Possession Time | 29:49 | 30:11 |
| Third-Down Conversions | 4 of 11 | 7 of 14 |
| Fourth-Down Conversions | 1 of 1 | 1 of 2 |
| Red-Zone Scores-Chances | 3-3 | 3-5 |
| Sacks By: Number-Yards | 3-22 | 2-19 |

RUSHING:

Kansas-Neal, Devin 14-59; Daniels, Jalon 6-37; Pesek-Hickson, A 9-28; Bean, Jason 1-1; TEAM 1-minus 1.

TCU-Miller, Kendre 12-112; Demercado, Emari 18-89; Duggan, Max 14-74; Davis, Derius 3-52; Maticsk, Brent 1-0; TEAM 1-minus 1.

PASSING:

Kansas-Daniels, Jalon 22-30-1-255.

TCU-Duggan, Max 10-16-1-166.

RECEIVING:

Kansas-Lassiter II, Kwa 8-101; Grimm, Luke 4-39; Casey, Jared 4-34; Kardell, Trevor 1-44; Arnold, Lawrence 1-14; Neal, Devin 1-13; McBride, Steven 1-11; Pesek-Hickson, A 1-0; Bean, Jason 1-minus 1.

TCU-Davis, Derius 6-103; Barkley, Mikal 1-48; Demercado, Emari 1-8; DiNunzio, Domini 1-5; Spivey, Geor'qua 1-2.

GAME 12

Nov. 26, 2021 • Attendance: 57,775
Jack Trice Stadium • Ames, IowaTCU (5-7, 3-6)
IOWA STATE (7-5, 5-4)14
48

AMES, Iowa - The TCU football team's season came to a close with a 48-14 loss at Iowa State Friday afternoon.

Trailing 17-0, TCU got on the board with a 47-yard touchdown pass from Max Duggan to Blair Conwright with 1:33 left in the first half. It was the longest reception of Conwright's career and capped a 6-play, 75-yard drive.

A 78-yard Derius Davis kickoff return set up a 6-yard scoring pass from Duggan to Tyler Guyton for TCU's final points of the game, making it a 34-14 contest with 10:54 remaining. It was the first career reception and touchdown for Guyton, a converted offensive lineman playing h-back.

Duggan, playing in his home state, completed 15-of-26 passes for 216 yards and two touchdowns.

Emari Demercado rushed for a team-high 65 yards on 15 carries. The final three contests of the season saw him post his three-best rushing totals. He had 90 yards against Oklahoma State and 89 versus Kansas. Demercado also caught four passes against Iowa State.

Davis had four receptions for 63 yards to give him a team-best and career-high 36 catches on the season.

| SCORE BY QUARTERS | 1 | 2 | 3 | 4 | SCORE |
|-------------------|---|----|----|----|-------|
| TCU | 0 | 7 | 0 | 7 | 14 |
| IOWA STATE | 3 | 14 | 10 | 21 | 48 |

SCORING SUMMARY:

| | | | | |
|-----|-------|-----|--|-----------------|
| 1st | 10:33 | ISU | Mevis, Andrew 27 yd field goal, 9-50 4:27 | TCU 0 - ISU 3 |
| 2nd | 13:12 | ISU | Brock, Jirehl 40 yd run (Assalley, Connor kick), 5-80 1:42 | TCU 0 - ISU 10 |
| | 03:35 | ISU | Hall, Brece 39 yd rush (Mevis, Andrew kick), 7-86 3:08 | TCU 0, ISU 17 |
| | 0:133 | TCU | Conwright, Blair 47 yd pass from Duggan, Max (Kell, Griffin kick), 6-75 2:02 | TCU 7, ISU 17 |
| 3rd | 10:25 | ISU | Hall, Brece 22 yd pass from Purdy, Brock (Assalley, Connor kick), 3-38 1:14 | TCU 7 - ISU 24 |
| | 02:31 | ISU | Mevis, Andrew 32 yd field goal, 10-42 5:09 | TCU 7 - ISU 27 |
| 4th | 12:56 | ISU | Hall, Brece 80 yd run (Mevis, Andrew kick), 1-80 00:15 | TCU 7 - ISU 34 |
| | 10:54 | TCU | Guyton, Tyler 6 yd pass from Duggan, Max (Kell, Griffin kick), 4-19 1:49 | TCU 14 - ISU 34 |
| | 08:53 | ISU | Hall, Brece 4 yd rush (Assalley, Connor kick), 4-75 1:55 | TCU 14 - ISU 41 |
| | 04:48 | ISU | Allen, Chase 35 yd pass from Purdy, Brock (Mevis, Andrew kick), 4-67 1:57 | TCU 14 - ISU 48 |

TEAM STATISTICS

| CATEGORY | TCU | IOWA STATE |
|----------------------------|---------|------------|
| FIRST DOWNS | 18 | 22 |
| RUSHES-YARDS (NET) | 39-132 | 23-279 |
| PASSING YDS (NET) | 216 | 262 |
| Passes Att-Comp-Int | 26-15-1 | 30-21-0 |
| TOTAL OFFENSE PLAYS-YARDS | 65-348 | 53-541 |
| Fumble Returns-Yards | 0-0 | 0-0 |
| Punt Returns-Yards | 0-0 | 1-8 |
| Kickoff Returns-Yards | 3-192 | 9-582 |
| Interception Returns-Yards | 0-0 | 1-0 |
| Punts (Number-Avg) | 5-31.8 | 2-31.0 |
| Fumbles-Lost | 0-0 | 0-0 |
| Penalties-Yards | 4-24 | 2-29 |
| Possession Time | 34:35 | 25:25 |
| Third-Down Conversions | 6 of 14 | 5 of 10 |
| Fourth-Down Conversions | 0 of 3 | 0 of 0 |
| Red-Zone Scores-Chances | 1-3 | 3-3 |
| Sacks By: Number-Yards | 1-2 | 5-40 |

RUSHING:

TCU-Demercado, Emari 15-65; Duggan, Max 14-28; Watkins, Ahmonte 8-28; Neufeld, Jake 1-14; Davis, Derius 1-minus 3.

Iowa State-Hall, Brece 18-242; Brock, Jirehl 2-41; Purdy, Brock 2-minus 2.

PASSING:

TCU-Duggan, Max 15-26-1-216.

Iowa State-Purdy, Brock 21-30-0-262.

RECEIVING:

TCU-Davis, Derius 4-63; Demercado, Emari 4-13; Barber, Taye 2-56; Conwright, Blair 1-47; Brown, Quincy 1-22;

Watkins, Ahmonte 1-9; Guyton, Tyler 1-6; Coker, Andrew 1-0.

Iowa State-Hutchinson, Xavier 7-107; Kolar, Charlie 5-65; Allen, Chase 3-55; Noel, Jaylin 3-minus 3; Hall, Brece 2-39; Wilson, Darren 1-minus 1.

AMON G. CARTER STADIUM RECORDS (ALL-TIME)

TEAM

FIRST DOWNS

| | | |
|-----|----|----------------------------------|
| 1. | 36 | TCU vs. Texas Tech, 1990 |
| 2. | 35 | TCU vs. West Virginia, 2015 |
| 3. | 35 | TCU vs. South Dakota State, 2016 |
| 4. | 33 | TCU vs. Iowa State, 2014 |
| | 33 | TCU vs. Samford, 2014 |
| | 33 | Texas A&M vs. TCU, 1991 |
| 7. | 32 | TCU vs. Texas Tech, 2014 |
| | 32 | TCU vs. Utah, 2009 |
| | 32 | Northwestern vs. TCU, 2004 |
| | 32 | TCU vs. Kansas State, 1984 |
| | 32 | Baylor vs. TCU, 1984 |
| 12. | 31 | TCU vs. Texas, 2015 |
| | 31 | TCU vs. New Mexico, 1993 |
| | 31 | TCU vs. Tulane, 1985 |
| | 31 | SMU vs. TCU, 1985 |

YARDS RUSHING

| | | |
|----|-----|---|
| 1. | 606 | Texas A&M vs. TCU, 1977 (59 carries) |
| 2. | 504 | TCU vs. BYU, 1987 (64 carries) |
| 3. | 475 | TCU vs. UTEP, 1999 (61 carries) |
| 4. | 467 | SMU vs. TCU, 1985 (72 carries) |
| 5. | 463 | TCU vs. Kansas State, 1984 (69 carries) |
| 6. | 444 | Arkansas vs. TCU, 1989 (63 carries) |
| 7. | 436 | TCU vs. UTA, 1970 (51 carries) |
| 8. | 425 | TCU vs. Rice, 1984 (59 carries) |
| 9. | 401 | TCU vs. Austin College, 1932 (54 carries) |

YARDS PASSING

| | | |
|-----|-----|----------------------------------|
| 1. | 525 | TCU vs. Iowa State, 2014 |
| 2. | 524 | Houston vs. TCU, 1989 |
| 3. | 513 | Northwestern vs. TCU, 2004 |
| 4. | 480 | TCU vs. Texas Tech, 2014 |
| 5. | 454 | TCU vs. SMU, 2015 |
| 6. | 449 | TCU vs. OU, 2016 |
| 7. | 439 | TCU vs. South Dakota State, 2016 |
| 8. | 429 | Houston vs. TCU, 1991 |
| 9. | 419 | TCU vs. Texas Tech, 1990 |
| 10. | 415 | TCU vs. Oklahoma State, 2014 |
| | 415 | North Carolina vs. TCU, 1997 |
| 12. | 408 | TCU vs. Baylor, 1980 |
| 13. | 403 | TCU vs. Stephen F. Austin, 2015 |
| 14. | 399 | TCU vs. Iowa State, 2020 |
| 15. | 394 | TCU vs. West Virginia, 2013 |

YARDS TOTAL OFFENSE

| | | |
|-----|-----|--|
| 1. | 785 | TCU vs. Texas Tech, 2014 (305 rush, 480 pass) |
| 2. | 722 | TCU vs. Iowa State, 2014 (197 rush, 525 pass) |
| 3. | 720 | TCU vs. SMU, 2015 (266 rush, 454 pass) |
| 4. | 687 | Texas A&M vs. TCU, 1977 (606 rush, 81 pass) |
| 5. | 676 | TCU vs. Oklahoma State, 2014 (261 rush, 415 pass) |
| 6. | 667 | TCU vs. Rice, 1984 (425 rush, 242 pass) |
| 7. | 662 | TCU vs. South Dakota State, 2016 (223 rush, 439 pass) |
| 8. | 658 | Arkansas vs. TCU, 1970 (354 rush, 304 pass) |
| 9. | 637 | Northwestern vs. TCU, 2004 (124 rush, 513 pass) |
| 10. | 636 | SMU vs. TCU, 1985 (467 rush, 169 pass) |
| 11. | 627 | TCU vs. Stephen F. Austin (224 rush, 403 pass) |
| 12. | 625 | TCU vs. Kansas (319 rush, 306 pass) |
| 13. | 624 | TCU vs. San Diego State, 2006 (275 rush, 349 pass) |
| 14. | 619 | SMU vs. TCU, 2017 (254 rush, 365 pass) |
| 15. | 616 | TCU vs. West Virginia (227 rush, 389 pass) |

INDIVIDUAL

YARDS RUSHING

| | | |
|-----|------|---|
| 1. | 406* | LaDainian Tomlinson, vs. UTEP, 1999 (43 carries) |
| 2. | 305 | LaDainian Tomlinson, vs. UTEP, 2000 (33 carries) |
| 3. | 300 | LaDainian Tomlinson, vs. San Jose State, 1999 (23 carries) |
| 4. | 294 | LaDainian Tomlinson, vs. Hawai'i, 2000 (49 carries) |
| 5. | 287 | Lonta Hobbs, vs. Memphis, 2002 (33 carries) |
| 6. | 247 | Bobby Davis, vs. UT-Arlington, 1970 (18 carries) |
| 7. | 243 | LaDainian Tomlinson, vs. Northwestern, 2000 (39 carries) |
| 8. | 239 | Kenneth Davis, vs. Kansas State, 1984 (29 carries) |
| 9. | 231 | LaDainian Tomlinson, vs. Fresno State, 2000 (42 carries) |
| 10. | 230 | John Dottley, vs. Mississippi, 1949 (22 carries) <i>* NCAA record at time</i> |

YARDS PASSING

| | | |
|-----|-----|---|
| 1. | 513 | Brett Basanez, Northwestern, 2004 |
| 2. | 488 | Andre Ware, Houston, 1989 |
| 3. | 460 | Trevone Boykin vs. Iowa State, 2014 |
| 4. | 454 | Trevone Boykin vs. SMU, 2015 |
| 5. | 449 | Kenny Hill vs. Oklahoma, 2016 |
| 6. | 439 | Kenny Hill vs. South Dakota State, 2016 |
| 7. | 433 | Trevone Boykin vs. Texas Tech, 2014 |
| 8. | 429 | David Klingler, Houston, 1991 |
| 9. | 419 | Matt Vogler vs. Texas Tech, 1990 |
| 10. | 415 | Chris Keldorf, North Carolina, 1997 |
| 11. | 410 | Trevone Boykin vs. Oklahoma State, 2014 |
| 12. | 408 | Steve Stamp vs. Baylor, 1980 |
| 13. | 394 | Casey Pachall vs. West Virginia, 2013 |
| 14. | 382 | Jon Denton, UNLV, 1996 |
| 15. | 365 | Kenny Hill, SMU, 2017 |

YARDS RECEIVING

| | | |
|-----|-----|---|
| 1. | 257 | Dennis Northcutt, Arizona, 1999 (10 receptions) |
| 2. | 226 | Jimmy Young vs. Wyoming, 2008 (5 receptions) |
| 3. | 225 | Josh Doctson vs. Oklahoma State, 2014 (7 receptions) |
| 4. | 210 | Taj Williams vs. Oklahoma, 2016 (5 receptions) |
| 5. | 202 | Jonathan Fields, Northwestern, 2004 (8 receptions) |
| | 202 | James Maness vs. Rice, 1984 (5 receptions) |
| 7. | 194 | Manny Hazard, Houston, 1989 (19 receptions) |
| 8. | 184 | Josh Doctson vs. West Virginia, 2015 (12 receptions) |
| 9. | 180 | Richard Woodley vs. Texas Tech, 1990 (18 receptions) |
| 10. | 174 | Phillip Epps vs. Baylor, 1980 (8 receptions) |
| 11. | 171 | Josh Doctson vs. SMU, 2015 (5 receptions) |
| 12. | 168 | Paschal Volz, New Mexico, 1997 (9 receptions) |
| 13. | 165 | Deante' Gray vs. Texas Tech, 2014 (4 receptions) |
| 14. | 163 | Raymond Bonner, Baylor, 1992 (10 receptions) |
| 15. | 161 | Mike Renfro vs. Baylor, 1976 (8 receptions) |

LONGEST PLAYS

RUN FROM SCRIMMAGE

| | | |
|----|----|---|
| 1. | 95 | Greg Hill, Texas A&M, 1993 |
| 2. | 93 | King Hill, Rice, 1957 |
| 3. | 90 | Donny Anderson, Texas Tech, 1964 |
| 4. | 89 | Kendre Miller vs. Louisiana Tech, 2020 |
| | 89 | LaDainian Tomlinson, UTEP, 2000 |
| | 89 | LaDainian Tomlinson, San Jose St., 1999 |
| 7. | 83 | Jalen Reagor, Oklahoma State, 2018 |
| 8. | 82 | Tony Jeffery, Houston, 1987 |
| | 82 | Kenneth Davis, North Texas, 1984 |
| | 82 | Terry Orr, Texas, 1984 |
| | 82 | Cy Leland, Abilene Christian, 1930 |

PASS COMPLETION

| | | |
|----|----|--|
| 1. | 99 | Scott Ankrom to James Maness, vs. Rice, 1984 |
| 2. | 95 | Fred Mortensen to John Jefferson, vs. Arizona State, 1975 |
| 3. | 92 | Trevone Boykin to Deante' Gray, vs. Texas Tech, 2014 |
| 4. | 89 | Max Knake to Jimmy Oliver, vs. Texas Tech, 1994 |
| | 89 | Doug Samuels to Eric McPherson, vs. Utah State, 1981 |
| 6. | 88 | Rodney Allison to Brian Nelson, vs. Texas Tech, 1976 |
| 7. | 86 | Leon Clay to Stephen Shipley, vs. Air Force, 1989 |
| | 86 | Cody Carlson to Derrick McAdoo, vs. Baylor, 1986 |

PUNT YARDAGE

| | | |
|----|----|--|
| 1. | 94 | Carl Knox, Oklahoma State, 1947 |
| 2. | 81 | Dave Sherer, SMU, 1957 |
| 3. | 80 | Clinton Parson, Rice, 1990 |
| 4. | 78 | Grassy Hinton, Abilene Christian, 1930 |
| 5. | 77 | Chris Becker, Baylor, 1986 |

PUNT RETURNS

| | | |
|----|----|---------------------------------|
| 1. | 92 | Lawrence Elkins, Baylor, 1962 |
| 2. | 90 | KaVontae Turpin, Kansas, 2017 |
| 3. | 89 | Jerry Levias, SMU, 1968 |
| 4. | 84 | LaDoughyous McCalla, Rice, 1997 |
| | 84 | Arthur Whittington, SMU, 1974 |
| 6. | 83 | Jim Lucas, Rice, 1943 |

KICKOFF RETURNS

| | | |
|----|-----|--------------------------------------|
| 1. | 100 | Derius Davis, West Virginia, 2021 |
| | 100 | Phillip Epps, Rice, 1978 |
| 3. | 99 | KaVontae Turpin, Oklahoma, 2018 |
| | 99 | Greg McCoy, UNLV, 2011 |
| | 99 | Carl Swierc, Rice, 1973 |
| 6. | 98 | Kim Phillip, North Texas, 1986 |
| 7. | 96 | LaTarence Dunbar, Houston, 2002 |
| 8. | 94 | Greg McCoy, ULM, 2011 |
| 9. | 85 | Aaron Brown, Wyoming, 2008 |
| | 85 | Red Oliver, Austin College, 1932 |
| | 85 | B. Spearman, Abilene Christian, 1930 |

INTERCEPTION RETURNS

| | | |
|----|-----|------------------------------------|
| 1. | 100 | Bill Hobbs, Texas A&M, 1967 |
| 2. | 99 | Quincy Butler, Southern Miss, 2004 |
| 3. | 97 | Kenny Bryant, Oregon, 1977 |
| 4. | 92 | Bill Conaster, Texas A&M, 1969 |
| 5. | 82 | Anthony Hickman, New Mexico, 1991 |
| 6. | 80 | Billy Fondren, Texas, 1968 |

FIELD GOALS

| | | |
|----|----|--|
| 1. | 57 | Jaden Oberkrom vs. West Virginia, 2015 |
| | 57 | Michael Reeder vs. UTEP, 1996 |
| 3. | 56 | Steve Mormon vs. Oregon, 1977 |
| | 56 | Mike Dean, Texas, 1974 |

TEAM OFFENSE RECORDS (ALL-TIME)

TOTAL OFFENSE

OFFENSIVE PLAYS—GAME

| | | | |
|----|-----|---------------------|-------------------|
| 1. | 111 | vs. San Diego State | 2007 (69 R, 42 P) |
| 2. | 110 | at Oklahoma State | 2015 (52 R, 58 P) |
| 3. | 103 | at Texas Tech | 2015 (47 R, 56 P) |
| 4. | 100 | vs. Houston | 1990 (21 R, 79 P) |
| 5. | 98 | vs. Texas Tech | 1990 (33 R, 65 P) |
| 6. | 97 | vs. East Carolina | 2001 (37 R, 60 P) |

OFFENSIVE PLAYS—SEASON

| | | | |
|----|-------|--|---------------------|
| 1. | 1,078 | | 2015 (561 R, 517 P) |
| 2. | 1,038 | | 2014 (509 R, 529 P) |
| 3. | 1,017 | | 2007 (574 R, 443 P) |
| 4. | 1,013 | | 2008 (642 R, 371 P) |
| 5. | 1,008 | | 2003 (659 R, 349 P) |
| 6. | 991 | | 2016 (488 R, 503 P) |
| 7. | 963 | | 2017 (533 R, 430 P) |
| 8. | 931 | | 2010 (600 R, 331 P) |
| 9. | 921 | | 2009 (595 R, 326 P) |

TOTAL OFFENSE—GAME

| | | | |
|-----|-----|--------------------|----------------|
| 1. | 785 | Texas Tech | Oct. 25, 2014 |
| 2. | 782 | at Houston | Oct. 25, 2003 |
| 3. | 750 | at Texas Tech | Sept. 26, 2015 |
| 4. | 736 | at Houston | Nov. 3, 1990 |
| 5. | 722 | Iowa State | Dec. 6, 2014 |
| 6. | 720 | SMU | Sept. 19, 2015 |
| 7. | 694 | at San Diego State | Nov. 24, 2007 |
| 8. | 688 | at Baylor | Nov. 5, 2016 |
| 9. | 677 | at Utah State | Sept. 15, 1984 |
| 10. | 676 | Oklahoma State | Oct. 18, 2014 |

FEWEST TOTAL OFFENSE—GAME

| | | | |
|----|----|-----------------------|---------------|
| 1. | 10 | at Texas A&M | Oct. 19, 1974 |
| 2. | 11 | at Arkansas | Oct. 7, 1933 |
| 3. | 18 | vs. Mississippi State | Oct. 24, 1936 |
| 4. | 65 | at Arkansas | Oct. 2, 1982 |
| 5. | 71 | vs. Texas | Nov. 17, 1962 |
| 6. | 72 | at Clemson | Oct. 23, 1965 |
| 7. | 78 | at Alabama | Oct. 25, 1975 |
| 8. | 94 | at Arkansas | Oct. 2, 1982 |

TOTAL OFFENSE—SEASON

| | | | |
|-----|-------|--|------|
| 1. | 7,317 | | 2015 |
| 2. | 6,929 | | 2014 |
| 3. | 6,199 | | 2010 |
| 4. | 6,021 | | 2016 |
| 5. | 5,937 | | 2009 |
| 6. | 5,869 | | 2017 |
| 7. | 5,723 | | 2011 |
| 8. | 5,581 | | 2003 |
| 9. | 5,477 | | 2008 |
| 10. | 5,310 | | 2006 |

FEWEST TOTAL OFFENSE—SEASON

| | | | |
|----|-------|--|------|
| 1. | 1,280 | | 1943 |
|----|-------|--|------|

FIRST DOWNS—GAME

| | | | |
|----|----|------------------------|----------------|
| 1. | 39 | vs. San Diego State | Oct. 4, 2007 |
| 2. | 38 | at Texas Tech | Sept. 26, 2015 |
| 3. | 36 | at Oklahoma State | Nov. 7, 2015 |
| 3. | 36 | at Houston | Oct. 25, 2003 |
| 3. | 36 | vs. Texas Tech | Nov. 10, 1990 |
| 6. | 35 | vs. South Dakota State | Sept. 3, 2016 |
| 3. | 35 | West Virginia | Oct. 29, 2015 |
| 8. | 34 | at Baylor | Nov. 5, 2016 |
| 9. | 33 | vs. Iowa State | Dec. 6, 2014 |
| 3. | 33 | vs. Samford | Aug. 30, 2014 |
| 3. | 33 | at Colorado State | Nov. 25, 2006 |

FEWEST FIRST DOWNS—GAME

| | | | |
|----|---|-----------------------|---------------|
| 1. | 0 | vs. Mississippi State | Oct. 24, 1936 |
| 2. | 2 | at Arkansas | Oct. 2, 1982 |
| 2. | 2 | at Clemson | Oct. 23, 1965 |
| 2. | 2 | vs. Texas A&M | Oct. 16, 1943 |

FIRST DOWNS—SEASON

| | | | |
|----|-----|--|------|
| 1. | 358 | | 2015 |
| 2. | 331 | | 2014 |
| 3. | 327 | | 2010 |
| 4. | 311 | | 2009 |
| 5. | 298 | | 2017 |

FEWEST FIRST DOWNS—SEASON

| | | | |
|----|----|--|------|
| 1. | 85 | | 1947 |
|----|----|--|------|

FIRST DOWNS BY PENALTY—GAME

| | | | |
|----|---|---------|----------------|
| 1. | 8 | vs. USF | Sept. 25, 2004 |
|----|---|---------|----------------|

FIRST DOWNS BY PENALTY—SEASON

| | | | |
|----|----|--|------|
| 1. | 33 | | 2003 |
|----|----|--|------|

FEWEST FIRST DOWNS BY PENALTY—SEASON

| | | | |
|----|---|--|------|
| 1. | 3 | | 1947 |
|----|---|--|------|

RUSHING

CARRIES—GAME

| | | | |
|----|----|---------|---------------|
| 1. | 78 | vs. SMU | Nov. 30, 1956 |
|----|----|---------|---------------|

FEWEST CARRIES—GAME

| | | | |
|----|----|--------------|---------------|
| 1. | 16 | vs. Oklahoma | Sept. 4, 1993 |
|----|----|--------------|---------------|

CARRIES—SEASON

| | | | |
|----|-----|--|------|
| 1. | 659 | | 2003 |
|----|-----|--|------|

FEWEST CARRIES—SEASON

| | | | |
|----|-----|--|------|
| 1. | 249 | | 1943 |
|----|-----|--|------|

RUSHING YARDS—GAME

| | | | |
|-----|-----|------------------|----------------|
| 1. | 508 | at Tulane | Sept. 13, 1986 |
| 2. | 504 | vs. BYU | Sept. 19, 1987 |
| 3. | 494 | at Utah State | Sept. 15, 1984 |
| 4. | 475 | vs. UTEP | Nov. 20, 1999 |
| 5. | 463 | vs. Kansas State | Sept. 22, 1984 |
| 6. | 436 | vs. UT-Arlington | Sept. 12, 1970 |
| 7. | 431 | at Baylor | Nov. 5, 2016 |
| 8. | 429 | at Rice | Oct. 10, 1987 |
| 9. | 425 | vs. Rice | Oct. 13, 1984 |
| 10. | 420 | at Baylor | Oct. 24, 1987 |

FEWEST RUSHING YARDS—GAME

| | | | |
|----|-----|------------------|----------------|
| 1. | -58 | vs. Texas A&M | Oct. 19, 1974 |
| 2. | -46 | at Arkansas | Oct. 7, 1933 |
| 3. | -43 | vs. Texas | Nov. 15, 1980 |
| 4. | -33 | vs. Texas | Nov. 18, 1978 |
| 5. | -26 | vs. Texas A&M | Dec. 28, 2001 |
| 6. | -17 | at Texas A&M | Nov. 25, 1978 |
| 7. | -10 | at Georgia | Sept. 27, 1980 |
| 8. | -7 | at West Virginia | Nov. 10, 2018 |
| 8. | -7 | at Texas | Nov. 17, 1945 |

RUSHING YARDS—SEASON

| | | | |
|----|-------|--|------|
| 1. | 3,241 | | 1987 |
| 2. | 3,216 | | 2010 |
| 3. | 3,126 | | 1984 |
| 4. | 3,114 | | 2009 |

FEWEST RUSHING YARDS—SEASON

| | | | |
|----|-----|--|------|
| 1. | 649 | | 1943 |
|----|-----|--|------|

YARDS PER CARRY—GAME

| | | | |
|----|------|-----------------|---------------|
| 1. | 10.5 | at Kansas State | Oct. 10, 2015 |
|----|------|-----------------|---------------|

FEWEST YARDS PER CARRY—GAME

| | | | |
|----|------|-----------|---------------|
| 1. | -1.5 | vs. Texas | Nov. 15, 1980 |
|----|------|-----------|---------------|

YARDS PER CARRY—SEASON

| | | | |
|----|-----|--|------|
| 1. | 6.5 | | 1955 |
|----|-----|--|------|

FEWEST YARDS PER CARRY—SEASON

| | | | |
|----|-----|--|------|
| 1. | 2.6 | | 1943 |
|----|-----|--|------|

RUSHING TOUCHDOWNS—GAME

| | | | |
|----|---|-----------------------|----------------|
| 1. | 7 | vs. New Mexico | Oct. 22, 2011 |
| 7 | 7 | vs. Tennessee Tech | Sept. 11, 2010 |
| 7 | 7 | vs. Texas State | Sept. 19, 2009 |
| 7 | 7 | vs. Stephen F. Austin | Sept. 6, 2008 |
| 7 | 7 | vs. UTEP | Nov. 20, 1999 |
| 7 | 7 | vs. Austin College | Oct. 22, 1932 |

RUSHING TOUCHDOWNS—SEASON

| | | | |
|----|----|--|------|
| 1. | 41 | | 2010 |
| 2. | 39 | | 2008 |
| 3. | 38 | | 2011 |

FEWEST RUSHING TOUCHDOWNS—SEASON

| | | | |
|----|---|--|------------|
| 1. | 2 | | 1980, 1974 |
|----|---|--|------------|

RUSHING FIRST DOWNS—GAME

| | | | |
|----|----|------------------|----------------|
| 1. | 32 | vs. Kansas State | Sept. 22, 1984 |
|----|----|------------------|----------------|

FEWEST RUSHING FIRST DOWNS—GAME

| | | | |
|----|---|--|---------|
| 1. | 0 | | 7 times |
|----|---|--|---------|

RUSHING FIRST DOWNS—SEASON

| | | | |
|----|-----|--|------|
| 1. | 185 | | 2010 |
| 2. | 164 | | 2009 |

| | | | |
|----|-----|--|------|
| 3. | 155 | | 2008 |
| 4. | 149 | | 2006 |
| 5. | 145 | | 2015 |
| 5. | 145 | | 1984 |

FEWEST RUSHING FIRST DOWNS—SEASON

| | | | |
|----|----|--|------|
| 1. | 31 | | 1943 |
|----|----|--|------|

PASSING

PASSING ATTEMPTS—GAME

| | | | |
|-----|----|----------------------|----------------|
| 1. | 79 | at Houston | Nov. 3, 1990 |
| 2. | 72 | vs. Texas Tech | Nov. 10, 1990 |
| 3. | 65 | at Oklahoma State | Oct. 2, 1993 |
| 4. | 60 | vs. East Carolina | Oct. 30, 2001 |
| 5. | 58 | vs. Arkansas | Sept. 10, 2016 |
| 5. | 58 | at Oklahoma State | Nov. 7, 2015 |
| 5. | 58 | vs. West Virginia | Nov. 2, 2013 |
| 8. | 57 | at Kansas | Sept. 14, 1995 |
| 9. | 56 | at Texas Tech | Sept. 26, 2015 |
| 10. | 54 | vs. Washington State | Sept. 1, 1990 |

FEWEST PASSING ATTEMPTS—GAME

| | | | |
|----|---|----------------|----------------|
| 1. | 1 | vs. Baylor | Nov. 3, 1956 |
| 1. | 1 | vs. Rice | Nov. 25, 1944 |
| 3. | 2 | vs. Kansas | Sept. 20, 1947 |
| 4. | 3 | vs. Ohio State | Sept. 28, 1957 |
| 3. | 3 | vs. Texas | Nov. 18, 1944 |
| 6. | 4 | at Baylor | Nov. 2, 1957 |
| 4. | 4 | vs. Kansas | Sept. 19, 1953 |

PASSING ATTEMPTS—SEASON

| | | | |
|----|-----|--|------|
| 1. | 529 | | 2014 |
|----|-----|--|------|

FEWEST PASSING ATTEMPTS—SEASON

| | | | |
|----|----|--|------|
| 1. | 82 | | 1955 |
|----|----|--|------|

COMPLETIONS—GAME

| | | | |
|----|----|-------------------|----------------|
| 1. | 44 | at Houston | Nov. 3, 1990 |
| 2. | 40 | vs. West Virginia | Nov. 2, 2013 |
| 3. | 37 | at Oklahoma State | Sept. 21, 1991 |
| 4. | 36 | Arkansas | Sept. 10, 2016 |
| 5. | 35 | at Oklahoma State | Nov. 7, 2015 |
| 3. | 35 | at Texas Tech | Sept. 26, 2015 |
| 7. | 36 | vs. Texas Tech | Nov. 10, 1990 |
| 8. | 33 | vs. West Virginia | Oct. 29, 2015 |
| 3. | 33 | vs. Iowa State | Dec. 6, 2014 |
| 3. | 33 | vs. Samford | Aug. 30, 2014 |
| 3. | 33 | vs. SMU | Sept. 25, 1993 |
| 3. | 33 | at Oklahoma State | Oct. 2, 1993 |

FEWEST COMPLETIONS—GAME

| | | | |
|----|---|--|---------|
| 1. | 0 | | 7 times |
|----|---|--|---------|

COMPLETIONS—SEASON

| | | | |
|----|-----|--|------|
| 1. | 326 | | 2015 |
| 2. | 325 | | 2014 |
| 3. | 295 | | 2016 |
| 4. | 285 | | 2017 |
| 5. | 259 | | 2007 |

FEWEST COMPLETIONS—SEASON

| | | | |
|----|----|--|------|
| 1. | 31 | | 1957 |
|----|----|--|------|

ATTEMPTS WITHOUT AN INCOMPLETION—GAME

| | | | |
|----|-----|---------------------|---------------|
| 1. | 17* | vs. Grambling State | Sept. 8, 2012 |
|----|-----|---------------------|---------------|

* NCAA Record

PASSING YARDS—GAME

| | | | |
|-----|-----|-------------------|----------------|
| 1. | 690 | at Houston | Nov. 3, 1990 |
| 2. | 525 | vs. Iowa State | Dec. 6, 2014 |
| 3. | 503 | at Texas Tech | Sept. 26, 2015 |
| 4. | 480 | vs. Texas Tech | Oct. 25, 2014 |
| 5. | 473 | at Boise State | Nov. 12, 2011 |
| 6. | 454 | vs. SMU | Sept. 19, 2015 |
| 7. | 452 | at SMU | Sept. 23, 2016 |
| 8. | 449 | vs. Oklahoma | Oct. 1, 2016 |
| 9. | 445 | at Oklahoma State | Nov. 7, 2015 |
| 10. | 444 | at Iowa State | Oct. 17, 2015 |

FEWEST PASSING YARDS—GAME

| | | | |
|----|---|-----------------------------|----------------|
| 1. | 0 | 7 times, last at Ohio State | Sept. 28, 1957 |
|----|---|-----------------------------|----------------|

PASSING YARDS—SEASON

| | | | |
|----|-------|--|------|
| 1. | 4,517 | | 2015 |
| 2. | 4,240 | | 2014 |

TEAM OFFENSE RECORDS (ALL-TIME)

PASSING (CONT.)

FEWEST PASSING YARDS—SEASON

1. _____ 452 _____ 1957

PASSING TOUCHDOWNS—GAME

1. _____ 7 _____ vs. Texas Tech _____ Oct. 25, 2014
 2. _____ 6 _____ vs. Jackson State _____ Sept. 2, 2017
 6 _____ vs. Texas _____ Oct. 3, 2015
 4. _____ 5 _____ vs. Kansas _____ Oct. 21, 2017
 5 _____ vs. Oklahoma _____ Oct. 1, 2016
 5 _____ vs. SMU _____ Sept. 19, 2015
 5 _____ vs. Stephen F. Austin _____ Sept. 12, 2015
 5 _____ vs. Iowa State _____ Dec. 6, 2014
 5 _____ at SMU _____ Sept. 27, 2014
 5 _____ vs. Boise State _____ Nov. 12, 2011
 5 _____ vs. San Diego State _____ Nov. 18, 2006
 5 _____ at Houston _____ Nov. 3, 1990
 5 _____ vs. UT-Arlington _____ Sept. 19, 1981
 5 _____ vs. Rice _____ Nov. 20, 1965

PASSING TOUCHDOWNS—SEASON

1. _____ 39 _____ 2015
 2. _____ 37 _____ 2014
 3. _____ 29 _____ 2010
 4. _____ 28 _____ 2017
 5. _____ 26 _____ 2012
 6. _____ 25 _____ 2011
 7. _____ 24 _____ 2009
 24 _____ 1990
 9. _____ 21 _____ 2004
 10. _____ 19 _____ 1938

PASSES INTERCEPTED—GAME

1. _____ 9 _____ at Baylor _____ Oct. 29, 1949
 2. _____ 7 _____ at Texas A&M _____ Oct. 15, 1966
 7 _____ at Texas _____ Nov. 13, 1943
 7 _____ vs. Baylor _____ Nov. 22, 1930
 5. _____ 6 _____ 4 times

Records not complete for this category before 1953.

PASSES INTERCEPTED—SEASON

1. _____ 32 _____ 1966

FEWEST PASSES INTERCEPTED—SEASON

1. _____ 5 _____ 1955
 2. _____ 6 _____ 2010
 3. _____ 7 _____ 2011

CONSECUTIVE PASSES WITHOUT INTERCEPTION

1. _____ 125 _____ 1988

PASSING FIRST DOWNS—GAME

1. _____ 24 _____ at Texas Tech _____ Sept. 26, 2015
 24 _____ vs. UT-Arlington _____ Sept. 18, 1971

FEWEST PASSING FIRST DOWNS—GAME

1. _____ 0 _____ 16 times, last: vs. Rice _____ Oct. 13, 1979

PASSING FIRST DOWNS—SEASON

1. _____ 190 _____ 2015
 2. _____ 173 _____ 2014
 3. _____ 150 _____ 2016
 4. _____ 147 _____ 2007
 5. _____ 143 _____ 2017

FEWEST PASSING FIRST DOWNS—SEASON

1. _____ 20 _____ 1943

SCORING

POINTS SCORED—GAME

1. _____ 82 _____ vs. Texas Tech _____ Oct. 25, 2014
 2. _____ 70 _____ vs. Stephen F. Austin _____ Sept. 12, 2015
 3. _____ 69 _____ vs. New Mexico _____ Oct. 22, 2011
 4. _____ 68 _____ vs. Austin College _____ Oct. 22, 1932
 5. _____ 67 _____ vs. Stephen F. Austin _____ Sept. 6, 2008

POINTS SCORED—HALF (SINCE WORLD WAR II)

1. _____ 45 _____ vs. Texas Tech _____ Oct. 25, 2014
 2. _____ 42 _____ vs. Grambling State _____ Sept. 8, 2012
 42 _____ vs. Stephen F. Austin _____ Sept. 6, 2008
 42 _____ at Utah State _____ Sept. 15, 1984
 5. _____ 41 _____ vs. New Mexico _____ Oct. 22, 2011

POINTS SCORED—QUARTER

1. _____ 35 _____ vs. Tulsa (3rd Q) _____ Oct. 16, 1999

POINTS SCORED—SEASON

1. _____ 604 _____ 2014
 2. _____ 547 _____ 2015
 3. _____ 541 _____ 2010
 4. _____ 531 _____ 2011

FEWEST POINTS SCORED—SEASON

1. _____ 55 _____ 1966

TOUCHDOWNS SCORED—GAME

1. _____ 10 _____ vs. Stephen F. Austin _____ Sept. 12, 2015
 10 _____ vs. Texas Tech _____ Oct. 25, 2014
 10 _____ vs. New Mexico _____ Oct. 22, 2011
 10 _____ vs. Austin College _____ Oct. 22, 1932
 5. _____ 9 _____ vs. Jackson State _____ Sept. 2, 2017
 9 _____ at New Mexico _____ Nov. 27, 2010
 9 _____ vs. Tennessee Tech _____ Sept. 11, 2010
 9 _____ vs. Stephen F. Austin _____ Sept. 6, 2008
 9 _____ at Utah State _____ Sept. 15, 1984

TOUCHDOWNS SCORED—SEASON

1. _____ 77 _____ 2014
 2. _____ 73 _____ 2010
 3. _____ 70 _____ 2011
 4. _____ 69 _____ 2015
 5. _____ 65 _____ 2009

FEWEST TOUCHDOWNS SCORED—SEASON

1. _____ 5 _____ 1966

FIELD GOALS ATTEMPTED—GAME

1. _____ 6 _____ vs. UAPB _____ Aug. 31, 2019 (made 6)
 6 _____ vs. Texas Tech _____ Oct. 20, 2012 (made 6)
 3. _____ 5 _____ vs. Cincinnati _____ Nov. 15, 2003 (made 5)
 5 _____ at Cincinnati _____ Sept. 2, 2002 (made 5)
 5 _____ at Texas _____ Nov. 13, 1965 (made 4)

FIELD GOALS ATTEMPTED—SEASON

1. _____ 34 _____ 2003 (made 28)
 2. _____ 30 _____ 2012 (made 22)
 30 _____ 2002 (made 23)

FEWEST FIELD GOALS ATTEMPTED—SEASON

1. _____ 2 _____ 1953

FIELD GOALS MADE—GAME

1. _____ 6 _____ vs. UAPB _____ Aug. 31, 2019
 6 _____ vs. Texas Tech _____ Oct. 20, 2012
 3. _____ 5 _____ vs. Cincinnati _____ Nov. 15, 2003
 5 _____ at Cincinnati _____ Sept. 2, 2002
 5. _____ 4 _____ 11 times, last at SMU _____ Sept. 23, 2016

FIELD GOALS MADE—SEASON

1. _____ 28 _____ 2003 (attempted 34)
 2. _____ 26 _____ 2019 (attempted 28)
 3. _____ 23 _____ 2002 (attempted 30)
 4. _____ 23 _____ 1995 (attempted 25)
 5. _____ 22 _____ 2014 (attempted 27)
 22 _____ 2012 (attempted 30)
 22 _____ 2007 (attempted 27)

FEWEST FIELD GOALS MADE—SEASON

1. _____ 0 _____ 7 times, last: 1960

PATS ATTEMPTED—GAME

1. _____ 10 _____ vs. Stephen F. Austin _____ Sept. 12, 2015
 10 _____ vs. Texas Tech _____ Oct. 25, 2014
 10 _____ vs. New Mexico _____ Oct. 22, 2011
 10 _____ vs. Austin College _____ Oct. 22, 1932
 5. _____ 9 _____ vs. Jackson State _____ Sept. 2, 2017

PATS ATTEMPTED—SEASON

1. _____ 77 _____ 2014
 2. _____ 73 _____ 2010
 3. _____ 64 _____ 2011
 4. _____ 63 _____ 2009
 5. _____ 61 _____ 2015

PATS MADE—GAME

1. _____ 10 _____ vs. Stephen F. Austin _____ Sept. 12, 2015
 10 _____ vs. Texas Tech _____ Oct. 25, 2014
 3. _____ 9 _____ vs. New Mexico _____ Oct. 22, 2011
 9 _____ at New Mexico _____ Nov. 27, 2010
 9 _____ vs. Jackson State _____ Sept. 2, 2017
 6. _____ 8 _____ vs. South Dakota State _____ Sept. 3, 2016
 8 _____ vs. Grambling State _____ Sept. 8, 2012
 8 _____ vs. Texas State _____ Sept. 19, 2009
 8 _____ vs. Stephen F. Austin _____ Sept. 6, 2008
 8 _____ at SMU _____ Nov. 24, 2000
 8 _____ vs. Tulsa _____ Oct. 16, 1999
 8 _____ at Utah State _____ Sept. 15, 1984
 8 _____ vs. Austin College _____ Oct. 22, 1932

PATS MADE—SEASON

1. _____ 76 _____ 2014
 2. _____ 68 _____ 2010
 3. _____ 61 _____ 2011
 61 _____ 2009
 5. _____ 60 _____ 2015

FUMBLES

FUMBLES—GAME

1. _____ 10 _____ vs. Memphis _____ Nov. 30, 2002 (lost 2)
 2. _____ 9 _____ vs. North Texas _____ Oct. 18, 1986 (lost 5)
 9 _____ at SMU _____ Nov. 28, 1964 (lost 6)

FUMBLES—SEASON

1. _____ 43 _____ 1953, 1985

FEWEST FUMBLES—SEASON

1. _____ 11 _____ 2016
 2. _____ 12 _____ 2015
 3. _____ 14 _____ 1941

FUMBLES LOST—GAME

1. _____ 6 _____ at SMU _____ Nov. 6, 1964 (9 total)
 6 _____ at Texas Tech _____ Oct. 12, 1963 (7 total)
 6 _____ at Rice _____ Nov. 25, 1950 (8 total)

FUMBLES LOST—SEASON

1. _____ 28 _____ 1953

FEWEST FUMBLES LOST—SEASON

1. _____ 4 _____ 2015
 2. _____ 5 _____ 2004
 3. _____ 6 _____ 2016

PUNTING

PUNTS—GAME

1. _____ 26 _____ at Hardin-Simmons _____ Oct. 4, 1930
 2. _____ 24 _____ vs. Mississippi State _____ Oct. 24, 1936
 3. _____ 17 _____ vs. Santa Clara _____ Dec. 12, 1936
 17 _____ at Centenary _____ Oct. 28, 1933

FEWEST PUNTS—GAME

1. _____ 0 _____ vs. Air Force _____ Oct. 23, 2010
 0 _____ at Colorado State _____ Nov. 25, 2006

PUNTS—SEASON

1. _____ 141 _____ 1936

FEWEST PUNTS—SEASON

1. _____ 35 _____ 1956

PENALTIES

PENALTIES—GAME

1. _____ 22 _____ at Rice _____ Oct. 8, 1977 (174 yds)
 2. _____ 16 _____ at Cincinnati _____ Sept. 2, 2002 (102 yds)
 16 _____ at Southern Miss _____ Dec. 7, 2001 (118 yds)
 16 _____ vs. Arizona _____ Sept. 5, 1999 (98 yds)

FEWEST PENALTIES/YARDS PENALIZED—GAME

1. _____ 0 _____ several times, last vs. UNLV _____ 2011

PENALTIES—SEASON

1. _____ 115 _____ 2008 (1,000 yds)
 2. _____ 112 _____ 2001 (942 yds)
 3. _____ 108 _____ 1999 (957 yds)

FEWEST PENALTIES—SEASON

1. _____ 20 _____ 1937, 1940

YARDS PENALIZED—GAME

1. _____ 174 _____ vs. Rice _____ 1977 (22 total)
 2. _____ 157 _____ vs. Rice _____ 1951 (13 total)
 3. _____ 150 _____ vs. Arkansas _____ 1975 (11 total)
 4. _____ 142 _____ vs. UTEP _____ 2000 (13 total)

YARDS PENALIZED—SEASON

1. _____ 1,000 _____ 2008 (115 penalties)
 2. _____ 974 _____ 1977 (101 penalties)
 3. _____ 957 _____ 1999 (108 penalties)

FEWEST YARDS PENALIZED—SEASON

1. _____ 240 _____ 1937

INDIVIDUAL RUSHING RECORDS (ALL-TIME)

RUSHING YARDS—CAREER

1. LADAINIAN TOMLINSON (1997-00)

| Year | Att. | Yards | Avg. | TDs |
|--------------|------------|--------------|------------|-----------|
| 1997 | 126 | 538 | 4.3 | 6 |
| 1998 | 144 | 717 | 5.0 | 8 |
| 1999 | 268 | 1,850 | 6.9 | 18 |
| 2000 | 369 | 2,158 | 5.8 | 22 |
| Total | 907 | 5,263 | 5.8 | 54 |

2. TONY JEFFERY (1984-87)

| Year | Att. | Yards | Avg. | TDs |
|--------------|------------|--------------|------------|-----------|
| 1984 | 165 | 840 | 5.1 | 9 |
| 1985 | 176 | 695 | 3.9 | 4 |
| 1986 | 122 | 861 | 7.1 | 8 |
| 1987 | 202 | 1,353 | 6.7 | 10 |
| Total | 665 | 3,749 | 5.6 | 31 |

3. ANDRE DAVIS (1992-95)

| Year | Att. | Yards | Avg. | TDs |
|--------------|------------|--------------|------------|-----------|
| 1992 | 1 | 1 | 1.0 | 0 |
| 1993 | 189 | 867 | 4.6 | 8 |
| 1994 | 260 | 1,494 | 5.7 | 7 |
| 1995 | 186 | 820 | 4.4 | 6 |
| Total | 638 | 3,182 | 5.0 | 21 |

4. LONTA HOBBS (2002-06)

| Year | Att. | Yards | Avg. | TDs |
|--------------|------------|--------------|------------|-----------|
| 2002 | 157 | 1,029 | 6.6 | 12 |
| 2003 | 169 | 659 | 3.9 | 9 |
| 2004 | 125 | 647 | 5.2 | 10 |
| 2005 | 18 | 71 | 3.9 | 0 |
| 2006 | 145 | 665 | 4.6 | 7 |
| Total | 614 | 3,071 | 5.0 | 38 |

5. KENNETH DAVIS (1982-85)

| Year | Att. | Yards | Avg. | TDs |
|--------------|------------|--------------|------------|-----------|
| 1982 | 113 | 549 | 4.9 | 5 |
| 1983 | 145 | 682 | 4.7 | 3 |
| 1984 | 211 | 1,611 | 7.6 | 15 |
| 1985 | 24 | 152 | 6.3 | 0 |
| Total | 493 | 2,994 | 6.1 | 23 |

| | |
|-----------|------------------------------------|
| 6. 2,783 | Basil Mitchell, 1994-98 (547 att.) |
| 7. 2,771 | Robert Merrill, 2003-05 (567 att.) |
| 8. 2,763 | Curtis Modkins, 1989-92 (672 att.) |
| 9. 2,618 | Jim Swink, 1954-56 (413 att.) |
| 10. 2,602 | Matthew Tucker, 2009-12 (494 att.) |

RUSHING YARDS—GAME

| | |
|---------|---|
| 1. *406 | L. Tomlinson vs. UTEP, 1999 (43 att.) |
| 2. 343 | Tony Jeffery vs. Tulane, 1986 (16 att.) |
| 3. 325 | Andre Davis vs. New Mexico, 1994 (31 att.) |
| 4. 305 | L. Tomlinson vs. UTEP, 2000 (33 att.) |
| 5. 300 | L. Tomlinson vs. San Jose State, 1999 (23 att.) |
| 6. 294 | L. Tomlinson vs. Hawai'i, 2000 (49 att.) |
| 7. 287 | Lonta Hobbs vs. Memphis, 2002 (33 att.) |
| 8. 269 | L. Tomlinson vs. Arkansas State, 1999 (40 att.) |
| 9. 247 | Bobby Davis vs. UTA, 1970 (18 att.) |
| 10. 243 | L. Tomlinson vs. Northwestern, 2000 (39 att.) |

*-NCAA record at time

RUSHING YARDS—SEASON

| | |
|-----------|--------------------------------------|
| 1. ^2,158 | LaDainian Tomlinson, 2000 (369 att.) |
| 2. ^1,850 | LaDainian Tomlinson, 1999 (268 att.) |
| 3. 1,611 | Kenneth Davis, 1984 (211 att.) |
| 4. 1,494 | Andre Davis, 1994 (260 att.) |
| 5. 1,353 | Tony Jeffery, 1987 (202 att.) |
| 6. 1,283 | Jim Swink, 1955 (157 att.) |
| 7. 1,272 | Aaron Green, 2015 (244 att.) |
| 8. 1,111 | Basil Mitchell, 1998 (166 att.) |
| 9. 1,107 | Robert Merrill, 2003 (201 att.) |
| 10. 1,078 | Ed Wesley, 2010 (166 att.) |

^—Led Nation

*all 1,000-yard rushers listed

ATTEMPTS—GAME

| | |
|-------|--|
| 1. 49 | Tomlinson vs. Hawai'i, 2000 (294 yds) |
| 2. 43 | Tomlinson vs. UTEP, 1999 (406 yds) |
| 3. 42 | Tomlinson vs. Fresno State, 2000 (231 yds) |
| 4. 41 | Tomlinson vs. Rice, 2000 (200 yds) |
| 5. 40 | Tomlinson vs. Arkansas State, 1999 (269 yds) |
| 40 | Mike Luttrell vs. Rice, 1973 (137 yds) |
| 7. 39 | Tomlinson vs. Northwestern, 2000 (243 yds) |
| 8. 37 | Ray McKown vs. Arkansas, 1952 (83 yds) |
| 9. 36 | Ross Montgomery vs. Baylor, 1968 (177 yds) |
| 36 | Ross Montgomery vs. Baylor, 1967 (213 yds) |

ATTEMPTS—SEASON

| | |
|---------|---------------------------------------|
| 1. 369 | LaDainian Tomlinson, 2000 (2,158 yds) |
| 2. 268 | LaDainian Tomlinson, 1999 (1,850 yds) |
| 3. 260 | Andre Davis, 1994 (1,494 yds) |
| 4. 244 | Aaron Green, 2015 (1,272 yds) |
| 5. 211 | Kenneth Davis, 1984 (1,611 yds) |
| 6. 209 | Curtis Modkins, 1990 (893 yds) |
| 7. 208 | Mike Luttrell, 1973 (865 yds) |
| 8. 203 | Kyle Hicks, 2016 (1,042 yds) |
| 9. 202 | Tony Jeffery, 1987 (1,353 yds) |
| 10. 201 | Robert Merrill, 2003 (1,107 yds) |

ATTEMPTS—CAREER

| | |
|---------|---|
| 1. 907 | LaDainian Tomlinson, 1997-00 (5,263 yds) |
| 2. 672 | Curtis Modkins, 1989-92 (2,763 yds) |
| 3. 665 | Tony Jeffery, 1984-87 (3,749 yds) |
| 4. 636 | Andre Davis, 1992-95 (3,182 yds) |
| 5. 614 | Lonta Hobbs, 2002-06 (3,071 yds) |
| 6. 567 | Robert Merrill, 2003-05 (2,771 yds) |
| 7. 562 | Lindy Berry, 1946-49 (1,745 yds) |
| 8. 547 | Mike Luttrell, 1972-74 (2,312 yds) |
| 9. 518 | Basil Mitchell, 1994, 1996-98 (2,783 yds) |
| 10. 507 | Trevone Boykin, 2012-15 (2,049 yds) |

RUSHING TOUCHDOWNS—GAME

| | |
|------|---|
| 1. 6 | LaDainian Tomlinson vs. UTEP, 1999 |
| 2. 5 | Kyle Hicks at Baylor, 2016 |
| 5 | Tony Jeffery vs. Tulane, 1986 |
| 4. 4 | Joseph Turner vs. San Diego State, 2007 |
| 4 | Jeff Ballard vs. New Mexico, 2005 |
| 4 | LaDainian Tomlinson vs. Hawai'i, 2000 |
| 4 | LaDainian Tomlinson vs. Tulsa, 1999 |
| 4 | Andre Davis vs. New Mexico, 1993 |
| 4 | Ross Montgomery vs. Baylor, 1967 |
| 4 | Jim Swink vs. Texas, 1955 |
| 4 | Bobby Jack Floyd vs. Rice, 1950 |
| 4 | Harold McClure vs. Texas, 1936 |

RUSHING TOUCHDOWNS—SEASON

| | |
|-------|---------------------------|
| 1. 22 | LaDainian Tomlinson, 2000 |
| 2. 18 | LaDainian Tomlinson, 1999 |
| ^18 | Jim Swink, 1955 |
| 4. 15 | Kenneth Davis, 1984 |
| 5. 13 | Cy Leland, 1929 |
| 6. 12 | Kyle Hicks, 2016 |
| 12 | Matthew Tucker, 2011 |
| 12 | Lonta Hobbs, 2002 |
| 12 | Richard Oliver, 1932 |

^—Led Nation

RUSHING TOUCHDOWNS—CAREER

| | |
|--------|------------------------------|
| 1. 54 | LaDainian Tomlinson, 1997-00 |
| 2. 38 | Lonta Hobbs, 2002-06 |
| 3. 33 | Matthew Tucker, 2009-12 |
| 4. 31 | Tony Jeffery, 1984-87 |
| 5. 29 | Joseph Turner, 2006-09 |
| 6. 28 | Jim Swink, 1954-56 |
| 7. 27 | Trevone Boykin, 2012-15 |
| 8. 23 | Kenneth Davis, 1982-85 |
| 9. 22 | Andy Dalton, 2007-10 |
| 10. 21 | Ed Welsey, 2009-11 |
| 21 | Andre Davis, 1992-95 |

100-YARD GAMES—SEASON

| | |
|-------|---------------------------|
| 1. 11 | LaDainian Tomlinson, 2000 |
| 2. 9 | Kenneth Davis, 1984 |
| 3. 8 | Jim Swink, 1955 |
| 4. 7 | LaDainian Tomlinson, 1999 |
| 7 | Andre Davis, 1994 |
| 7 | Basil Mitchell, 1998 |

100-YARD GAMES—CAREER

| | |
|-------|-------------------------------|
| 1. 21 | LaDainian Tomlinson, 1997-00 |
| 2. 16 | Andre Davis, 1992-95 |
| 3. 13 | Tony Jeffery, 1984-87 |
| 13 | Kenneth Davis, 1982-85 |
| 5. 12 | Basil Mitchell, 1994, 1996-98 |
| 6. 11 | Lonta Hobbs, 2002-06 |
| 11 | Jim Swink, 1954-56 |
| 8. 10 | Aaron Green, 2013-15 |
| 10 | Robert Merrill, 2003-05 |
| 10. 8 | Mike Luttrell, 1972-74 |

200-YARD GAMES—SEASON

| | |
|------|---------------------------|
| 1. 5 | LaDainian Tomlinson, 2000 |
| 2. 3 | LaDainian Tomlinson, 1999 |
| 3 | Kenneth Davis, 1984 |

YARDS PER CARRY—GAME (min. 10 atts.)

| | |
|---------|--|
| 1. 21.4 | Tony Jeffery vs. Tulane, 1986 (16-343) |
| 2. 15.7 | Jim Swink vs. Texas, 1955 (15-235) |
| 3. 15.4 | Kendre Miller vs. Texas Tech, 2021 (12-185) |
| 4. 15.1 | Waymon James vs. Wyoming, 2011 (12-181) |
| 5. 14.0 | Tony Jeffery vs. Utah State, 1984 (13-182) |
| 6. 13.7 | Bobby Davis vs. UTA, 1970 (18-247) |
| 7. 13.6 | Waymon James vs. Portland State, 2011 (10-136) |

YARDS PER CARRY—SEASON (min. 50 atts.)

| | |
|----------|---------------------------------|
| 1. ^8.17 | Jim Swink, 1955 (157-1,283) |
| 2. 7.68 | Zach Evans, 2020 (54-415) |
| 3. ^7.63 | Kenneth Davis, 1984 (211-1,611) |
| 4. 7.51 | Kendre Miller, 2021 (83-623) |
| 5. 7.23 | Waymon James, 2011 (121-875) |
| 6. 7.18 | Kendre Miller, 2020 (54-388) |
| 7. ^7.15 | Cy Leland, 1929 (95-680) |
| 8. 7.14 | Aaron Green, 2014 (129-922) |
| 9. 7.05 | Tony Jeffery, 1986 (122-861) |

^—Led Nation

YARDS PER CARRY—CAREER (min. 200 atts.)

| | |
|---------|--|
| 1. 6.42 | Waymon James, 2010-13 (280-1,798) |
| 2. 6.34 | Jim Swink, 1954-56 (413-2,618) |
| 3. 6.31 | Ed Wesley, 2009-11 (387-2,457) |
| 4. 6.07 | Kenneth Davis, 1982-85 (493-2,994) |
| 5. 5.80 | LaDainian Tomlinson, 1997-00 (907-5,263) |
| 6. 5.68 | Cy Leland, 1928-30 (238-1,352) |
| 7. 5.62 | Darius Anderson, 2016-19 (430-2,418) |

YARDS PER GAME—SEASON

| | |
|-----------|--------------------------------------|
| 1. ^196.2 | LaDainian Tomlinson, 2000 (11-2,158) |
| 2. ^168.2 | LaDainian Tomlinson, 1999 (11-1,850) |
| 3. 146.5 | Kenneth Davis, 1984 (11-1,611) |
| 4. 135.8 | Andre Davis, 1994 (11-1,494) |
| 5. 135.3 | Tony Jeffery, 1987 (10-1,353) |
| 6. 128.6 | Lonta Hobbs, 2002 (8-1,029) |
| 7. 128.3 | Jim Swink, 1955 (10-1,283) |

^—Led Nation

YARDS PER GAME—CAREER (min. 15 gms)

| | |
|----------|---|
| 1. 119.6 | LaDainian Tomlinson, 1997-00 (44-5,263) |
| 2. 93.7 | Tony Jeffery, 1984-87 (40-3,749) |
| 3. 88.1 | Kenneth Davis, 1982-85 (34-2,994) |
| 4. 79.2 | Robert Merrill, 2002-06 (567-2,771) |
| 5. 78.7 | Lonta Hobbs, 2002-06 (39-3,071) |

400-YARD CLUB

| | |
|---------|--|
| 1. *406 | LaDainian Tomlinson vs. UTEP, 1999 (43 att., 9.4 avg., 6 TD) |
|---------|--|

*-NCAA record at time

300-YARD CLUB

| | |
|--------|---|
| 1. 343 | Tony Jeffery vs. Tulane, 1986 (16 att., 21.4 avg., 5 TD) |
| 2. 325 | Andre Davis vs. New Mexico, 1994 (31 att., 10.4 avg., 2 TD) |
| 3. 305 | LaDainian Tomlinson vs. UTEP, 2000 (33 att., 9.2 avg., 3 TD) |
| 4. 300 | LaDainian Tomlinson vs. San Jose State, 1999 (23 att., 13.0 avg., 2 TD) |

INDIVIDUAL RUSHING RECORDS (ALL-TIME)

200-YARD CLUB

| | | |
|---------|--|----------------------|
| 1. 294 | LaDainian Tomlinson vs. Hawai'i, 2000 | (49 att., 6.0 avg.) |
| 2. 287 | Lonta Hobbs vs. Memphis, 2002 | (33 att., 8.7 avg.) |
| 3. 269 | LaDainian Tomlinson vs. Arkansas State, 1999 | (40 att., 6.7 avg.) |
| 4. 247 | Bobby Davis vs. Texas-Arlington, 1970 | (18 att., 13.7 avg.) |
| 5. 243 | LaDainian Tomlinson vs. Northwestern, 2000 | (39 att., 6.2 avg.) |
| 6. 239 | Kenneth Davis vs. Kansas State, 1984 | (29 att., 8.2 avg.) |
| 7. 235 | Jim Swink vs. Texas, 1955 | (15 att., 15.7 avg.) |
| 8. 231 | LaDainian Tomlinson vs. Fresno State, 2000 | (42 att., 5.5 avg.) |
| 9. 226 | Joseph Turner vs. San Diego State, 2007 | (33 att., 6.8 avg.) |
| 10. 221 | Andre Davis vs. Rice, 1994 | (30 att., 7.3 avg.) |
| 11. 220 | Basil Mitchell vs. UNLV, 1998 | (26 att., 8.5 avg.) |
| 12. 219 | Kenneth Davis vs. North Texas, 1984 | (16 att., 13.7 avg.) |
| 13. 215 | Basil Mitchell vs. Tulsa, 1996 | (23 att., 9.3 avg.) |
| 14. 213 | Ross Montgomery vs. Baylor, 1967 | (36 att., 5.9 avg.) |
| 15. 209 | Ed Wesley vs. Air Force, 2010 | (28 att., 7.5 avg.) |
| 16. 207 | Tony Jeffery vs. BYU, 1987 | (19 att., 10.9 avg.) |
| 17. 204 | Robert Merrill vs. Houston, 2003 | (22 att., 9.3 avg.) |
| 18. 203 | Kenneth Davis vs. Texas Tech, 1984 | (29 att., 7.0 avg.) |
| 19. 200 | LaDainian Tomlinson vs. Rice, 2000 | (41 att., 4.9 avg.) |

100-YARD CLUB (ATTEMPTS)

| | |
|---------|---|
| 1. 199 | Corey Connally vs. Houston, 2001 (30) |
| 2. 197 | Tony Jeffery vs. Rice, 1987 (34) |
| 3. 195 | Curtis Modkins vs. Oklahoma State, 1990 (31) |
| 4. 194 | Sewo Olonilua vs. Cal, 2018 (32) |
| 5. 194 | Tony Jeffery vs. Houston, 1987 (28) |
| 6. 192 | Kyle Hicks at Baylor, 2016 (26) |
| 7. 190 | Zach Evans vs. California, 2021 (22) |
| 8. 186 | Basil Mitchell vs. Iowa State, 1998 (21) |
| 9. 185 | Kendre Miller at Texas Tech, 2021 (12) |
| 10. 185 | Basil Mitchell vs. USC, 1998 (19) |
| 11. 182 | Tony Jeffery vs. Utah State, 1984 (13) |
| 12. 181 | Waymon James vs. Wyoming, 2011 (12) |
| 13. 181 | Tony Darthard vs. Rice, 1987 (14) |
| 14. 180 | LaDainian Tomlinson vs. Tulsa, 1997 (27) |
| 15. 180 | Mike Luttrell vs. Texas Tech, 1972 (32) |
| 16. 179 | Daris Anderson at Purdue, 2019 (16) |
| 17. 179 | Andre Davis vs. SMU, 1994 (25) |
| 18. 178 | LaDainian Tomlinson vs. Tulsa, 1999 (16) |
| 19. 178 | Kevin Haney vs. Tulsa, 1979 (22) |
| 20. 177 | Aaron Green vs. Kansas, 2015 (30) |
| 21. 177 | Tommy Palmer vs. Air Force, 1989 (22) |
| 22. 177 | Ross Montgomery vs. Baylor, 1968 (36) |
| 23. 176 | LaDainian Tomlinson vs. Nevada, 2000 (24) |
| 24. 174 | LaDainian Tomlinson vs. SMU, 2000 (26) |
| 25. 174 | Andre Davis vs. Iowa State, 1995 (29) |
| 26. 174 | Tony Jeffery vs. Baylor, 1987 (19) |
| 27. 174 | Gilbert Bartosh vs. Rice, 1950 (24) |
| 28. 173 | Kenneth Davis vs. Baylor, 1984 (20) |
| 29. 173 | Cy Leland vs. Abilene Christian, 1930 (15) |
| 30. 171 | Aaron Green vs. Kansas State, 2014 (18) |
| 31. 170 | Robert Merrill vs. San Diego State, 2005 (29) |
| 32. 170 | LaDainian Tomlinson vs. Arizona, 1999 (28) |
| 33. 170 | James Hodges vs. Texas A&M, 1970 (34) |
| 34. 167 | Andre Davis vs. New Mexico, 1993 (31) |
| 35. 167 | Bobby Davis vs. Oklahoma State, 1971 (19) |
| 36. 166 | Aaron Brown vs. Colorado State, 2006 (14) |
| 37. 166 | Andre Davis vs. Houston, 1995 (28) |
| 38. 166 | Tony Jeffery vs. Texas, 1957 (28) |
| 39. 166 | Jim Fauver vs. Clemson, 1974 (17) |
| 40. 166 | Steve Landon vs. Texas Tech, 1965 (15) |

| | |
|----------|---|
| 41. 165 | Ed Wesley vs. Baylor, 2010 (19) |
| 42. 165 | LaDainian Tomlinson vs. Tulsa, 1998 (27) |
| 43. 164 | Aaron Green vs. SMU, 2015 (21) |
| 44. 164 | Norm Bulaich vs. Texas Tech, 1966 (27) |
| 45. 163 | Aaron Brown vs. Utah, 2005 (17) |
| 46. 163 | Steve Judy vs. Baylor, 1969 (16) |
| 47. 162 | Aaron Green at Texas Tech, 2015 (28) |
| 48. 161 | Darius Anderson vs. SMU, 2010 (19) |
| 49. 161 | Marcus Gilbert vs. Texas Tech, 1982 (28) |
| 50. 160 | Andre Davis vs. Tulane, 1993 (27) |
| 51. 160 | Darius Anderson vs. Oklahoma State, 2017 (26) |
| 52. 158 | Lonta Hobbs vs. East Carolina, 2002 (22) |
| 53. 158 | Jim Swink vs. Baylor, 1955 (14) |
| 54. 156 | Ricky Madison vs. Louisville, 2001 (31) |
| 55. 155 | L. Tomlinson vs. San Jose State, 2000 (32) |
| 56. 155 | Raymond Rhodes vs. Texas Tech, 1970 (22) |
| 57. 155 | Bobby Jack Floyd vs. Rice, 1950 (16) |
| 58. 154 | Max Duggan vs. Texas Tech, 2020 (19) |
| 59. 154 | Darius Anderson vs. Ohio State, 2018 (12) |
| 60. 154 | Tony Darthard vs. Texas A&M, 1987 (26) |
| 61. 154 | Kenneth Davis vs. Texas A&M, 1983 (18) |
| 62. 154 | Norm Bulaich vs. Iowa, 1968 (20) |
| 63. 152 | Kenneth Davis vs. Tulane, 1985 (24) |
| 64. 152 | Ronald Clinkscale vs. SMU, 1952 (25) |
| 65. 151 | Corey Connally vs. Army, 2001 (31) |
| 66. 151 | Basil Mitchell vs. UNLV, 1996 (21) |
| 67. 150 | Andre Davis vs. Houston, 1994 (26) |
| 68. 149 | Robert Merrill vs. Southern Miss, 2004 (24) |
| 69. 149 | Blair Spearman vs. Arkansas, 1932 (12) |
| 70. 148 | Robert Merrill vs. Arizona, 2003 (31) |
| 71. 147 | Anthony Guley vs. North Texas, 1985 (22) |
| 72. 147 | Jim Swink vs. Texas, 1954 (11) |
| 73. 146 | Stephan Howland vs. Rice, 1985 (17) |
| 74. 146 | Ed Wesley vs. San Diego State, 2011 (24) |
| 75. 145 | Kenneth Davis vs. Utah State, 1984 (13) |
| 76. 144 | Andre Davis vs. Rice, 1995 (34) |
| 77. 144 | Jim Swink vs. Texas A&M, 1954 (13) |
| 78. 143 | Zach Evans vs. Texas Tech, 2021 (17) |
| 79. 143 | Robert Merrill vs. Tulane, 2004 (34) |
| 80. 142 | Lonta Hobbs vs. Northwestern, 2004 (23) |
| 81. 142 | Tony Jeffery vs. North Texas, 1987 (22) |
| 82. 142 | Tony Jeffery vs. North Texas, 1986 (24) |
| 83. 141 | Andre Davis vs. Texas, 1995 (35) |
| 84. 141 | Kenneth Davis vs. Texas A&M, 1984 (21) |
| 85. 140 | L. Tomlinson vs. Arkansas State, 2000 (32) |
| 86. 140 | Mike Luttrell vs. Indiana, 1972 (19) |
| 87. 139 | Jim Swink vs. Alabama, 1955 (18) |
| 88. 139 | John Morton vs. Rice, 1949 (26) |
| 89. 138 | Andre Davis vs. Texas A&M, 1993 (22) |
| 90. 137 | Ed Wesley vs. Utah, 2009 (12) |
| 91. 137 | Robert Merrill vs. Houston, 2004 (30) |
| 92. 137 | Ricky Madison vs. Louisville, 2002 (23) |
| 93. 137 | Mike Luttrell vs. Rice, 1973 (40) |
| 94. 137 | Mike Luttrell vs. Texas A&M, 1972 (19) |
| 95. 137 | Jim Swink vs. Kansas, 1955 (8) |
| 96. 136 | Kendre Miller vs. Louisiana Tech (5) |
| 97. 136 | Waymon James vs. Portland State, 2016 (10) |
| 98. 136 | Curtis Modkins vs. New Mexico, 1992 (16) |
| 99. 136 | Steve Judy vs. Texas A&M, 1970 (21) |
| 100. 135 | Andre Davis vs. Baylor, 1994 (24) |
| 101. 135 | David Rascoe vs. Kansas State, 1986 (20) |
| 102. 135 | Ray McKown vs. Texas A&M, 1952 (14) |
| 103. 134 | Ed Wesley vs. Oregon State, 2010 (17) |
| 104. 134 | Matthew Tucker vs. Wyoming, 2009 (11) |
| 105. 134 | Marty Whelan vs. Texas A&M, 1969 (17) |
| 106. 134 | Jim Swink vs. Texas Tech, 1955 (19) |
| 107. 133 | LaDainian Tomlinson vs. Rice, 1999 (19) |
| 108. 133 | Mike Luttrell vs. Baylor, 1973 (25) |
| 109. 132 | Robert Merrill vs. Southern Miss, 2003 (16) |
| 110. 132 | Marty Whelan vs. Rice, 1969 (20) |
| 111. 131 | Matthew Tucker vs. San Diego State, 2010 (22) |
| 112. 131 | Tony Darthard vs. Boston College, 1988 (22) |
| 113. 131 | Marcus Jackson vs. San Diego State, 2008 (27) |
| 114. 131 | Tony Darthard vs. Bowling Green, 1988 (16) |
| 115. 131 | Kenneth Davis vs. Houston, 1984 (22) |
| 116. 131 | Jim Swink vs. SMU, 1955 (18) |
| 117. 131 | Gil Bartosh vs. Oklahoma State, 1950 (20) |
| 118. 130 | Zach Evans vs. Louisiana Tech (7) |
| 119. 130 | Jack Spikes vs. Kansas, 1959 (23) |
| 120. 130 | Kenneth Davis vs. Baylor, 1982 (18) |
| 121. 130 | Norm Bulaich vs. Rice, 1969 (21) |

| | |
|----------|--|
| 122. 129 | Joseph Turner vs. Texas State, 2009 (13) |
| 123. 129 | Aaron Brown vs. New Mexico, 2005 (14) |
| 124. 128 | Aaron Green at Kansas, 2014 (19) |
| 125. 127 | Basil Mitchell vs. Wyoming, 1998 (18) |
| 126. 126 | Aaron Green at Oklahoma, 2015 (23) |
| 127. 126 | Bobby Davis vs. Houston, 1985 (19) |
| 128. 126 | Jimmy Allen vs. Rice, 1977 (19) |
| 129. 125 | LaDainian Tomlinson vs. SMU, 1999 (32) |
| 130. 125 | Basil Mitchell vs. Vanderbilt, 1998 (24) |
| 131. 125 | Kenneth Davis vs. Rice, 1984 (18) |
| 132. 125 | Bobby Davis vs. UTA, 1971 (28) |
| 133. 125 | Tommy Crutcher vs. SMU, 1962 (18) |
| 134. 124 | Trevone Boykin vs. Kansas, 2015 (11) |
| 135. 124 | Aaron Brown vs. Colorado State, 2007 (22) |
| 136. 124 | Lonta Hobbs vs. Tulane, 2002 (23) |
| 137. 124 | LaDainian Tomlinson vs. East Carolina, 1999 (36) |
| 138. 124 | Andre Davis vs. Houston, 1993 (22) |
| 139. 124 | Ken Wineburg vs. Alabama, 1956 (18) |
| 140. 124 | Jim Swink vs. Miami, 1955 (14) |
| 141. 123 | Trevone Boykin vs. Kansas State, 2014 (17) |
| 142. 123 | Lonta Hobbs vs. Texas Tech, 2004 (19) |
| 143. 123 | Lonta Hobbs vs. Southern Miss, 2002 (15) |
| 144. 122 | Scott Ankrom vs. Tulane, 1985 (21) |
| 145. 122 | Mike Luttrell vs. Tulsa, 1972 (18) |
| 146. 122 | Jim Swink vs. Texas, 1956 (18) |
| 147. 122 | Ken Wineburg vs. Texas Tech, 1956 (23) |
| 148. 121 | Jalen Reagor vs. Oklahoma State, 2018 (5) |
| 149. 121 | Aaron Green at Kansas State, 2015 (11) |
| 150. 121 | LaDainian Tomlinson vs. Navy, 2000 (33) |
| 151. 121 | Curtis Modkins vs. Arkansas, 1990 (23) |
| 152. 121 | Tommy Crutcher vs. Texas Tech, 1963 (20) |
| 153. 121 | Cy Leland vs. Hardin-Simmons, 1929 (21) |
| 154. 120 | Ed Wesley vs. Wyoming, 2011 (19) |
| 155. 120 | Tommy Palmer vs. Southern Miss, 1989 (21) |
| 156. 120 | Marcus Gilbert vs. Texas A&M, 1982 (17) |
| 157. 119 | Robert Merrill vs. Vanderbilt, 2003 (29) |
| 158. 119 | LaDainian Tomlinson vs. Tulsa, 2000 (27) |
| 159. 119 | Andre Davis vs. Texas A&M, 1994 (33) |
| 160. 118 | LaDainian Tomlinson vs. Southern Miss, 2000 (28) |
| 161. 118 | Emery Nix vs. UCLA, 1942 (14) |
| 162. 117 | Darwin Barlow at Baylor, 2020 (16) |
| 163. 117 | Kyle Hicks vs. Iowa State, 2016 (12) |
| 164. 117 | Lonta Hobbs vs. Boise State, 2003 (23) |
| 165. 117 | Connie Sparks vs. Arkansas, 1938 (22) |
| 166. 116 | Ricky Madison vs. Army, 2002 (19) |
| 167. 116 | Curtis Modkins vs. SMU, 1989 (18) |
| 168. 116 | Marcus Gilbert vs. Auburn, 1981 (16) |
| 169. 116 | Raymond Rhodes vs. Texas, 1970 (16) |
| 170. 115 | Max Duggan at Kansas State, 2019 (13) |
| 171. 115 | Darius Anderson vs. Kansas, 2019 (18) |
| 172. 115 | Ed Wesley vs. Wyoming, 2010 (17) |
| 173. 115 | Marcus Jackson at SMU, 2008 (7) |
| 174. 115 | Joseph Turner vs. New Mexico, 2007 (115) |
| 175. 115 | Ricky Madison vs. Tulane, 2003 (23) |
| 176. 115 | Tony Darthard vs. Houston, 1988 (24) |
| 177. 115 | Kent Marshall vs. Indiana, 1972 (24) |
| 178. 115 | Bobby Jack Floyd vs. Kentucky, 1952 (14) |
| 179. 115 | James Lucas vs. Rice, 1943 (18) |
| 180. 114 | B.J. Catalan at SMU, 2014 (19) |
| 181. 114 | Zach Evans vs. Texas, 2021 (15) |
| 182. 113 | Zach Evans vs. SMU, 2021 (15) |
| 183. 113 | LaDainian Tomlinson vs. Fresno State, 1998 (20) |
| 184. 113 | Larry Harris vs. Baylor, 1971 (17) |
| 185. 113 | Shawn Robinson vs. Texas Tech, 2017 (10) |
| 186. 112 | Kendre Miller vs. Kansas, 2021 (12) |
| 187. 112 | Basil Mitchell vs. Rice, 1997 (20) |
| 188. 112 | Scott Ankrom vs. Baylor, 1988 (17) |
| 189. 112 | Tony Jeffery vs. Kansas State, 1984 (17) |
| 190. 112 | Jim Swink vs. Texas Tech, 1956 (19) |
| 191. 111 | Ricky Madison vs. Colorado State, 2002 (19) |
| 192. 111 | John Williams vs. UNLV, 1996 (11) |
| 193. 111 | Jimmy Allen vs. Rice, 1979 (23) |
| 194. 111 | Cy Leland vs. Texas Tech, 1929 (19) |
| 195. 110 | Brandon Hassell vs. Boise State, 2003 (19) |
| 196. 110 | Curtis Modkins vs. Houston, 1992 (20) |
| 197. 110 | Tony Jeffery vs. SMU, 1986 (17) |
| 198. 110 | Bobby Davis vs. Kansas State, 1986 (7) |
| 199. 110 | Marcus Gilbert vs. Rice, 1982 (25) |
| 200. 110 | Craig Richardson vs. Arkansas, 1979 (20) |
| 201. 110 | Larry Bulaich vs. Baylor, 1964 (25) |
| 202. 110 | Jack Spikes vs. Arkansas, 1958 (23) |

INDIVIDUAL RUSHING RECORDS (ALL-TIME)

| | | |
|------|-----|--|
| 204. | 109 | Darius Anderson vs. Arkansas, 2017 (15) |
| | 109 | Lonta Hobbs vs. Northern Illinois, 2006 (18) |
| | 109 | Robert Merrill vs. Iowa State, 2005 (11) |
| | 109 | Jim Shofner vs. Alabama, 1957 (18) |
| | 109 | Davey O'Brien vs. Rice, 1938 (11) |
| | 109 | Hal McClure vs. SMU, 1936 (17) |
| | 109 | Cy Leland vs. Texas A&M, 1929 (22) |
| 211. | 108 | Waymon James vs. Colorado State, 2011 (15) |
| | 108 | Tommy Palmer vs. Texas, 1989 (19) |
| | 108 | Jack Spikes vs. Air Force, 1959 (17) |
| | 108 | Henry Crowsey vs. Rice, 1954 (12) |
| 215. | 107 | Andre Davis vs. Texas Tech, 1994 (23) |
| | 107 | Cedric Jackson vs. Missouri, 1989 (20) |
| | 107 | Scott Ankrom vs. Boston College, 1987 (15) |
| | 107 | Tony Jeffery vs. Texas A&M, 1985 (21) |
| | 107 | Ronnie Littleton vs. Rice, 1973 (21) |
| | 107 | Larry Harris vs. UTA, 1970 (15) |
| | 107 | Buddy Dike vs. Rice, 1956 (20) |
| | 107 | Jim Swink vs. Mississippi, 1956 (19) |
| | 107 | James Lucas vs. Arkansas, 1943 (18) |
| 224. | 106 | Sewo Olonilua at Purdue, 2019 (18) |
| | 106 | Aaron Brown at Utah, 2008 (15) |
| | 106 | Lonta Hobbs vs. Army, 2004 (18) |
| | 106 | Lonta Hobbs vs. Louisville, 2002 (22) |
| | 106 | Curtis Modkins vs. W. Michigan, 1992 (22) |
| | 106 | Scott Ankrom vs. Bowling Green, 1988 (15) |
| | 106 | Kenneth Davis vs. Kansas, 1983 (23) |
| | 106 | Marcus Gilbert vs. Baylor, 1982 (17) |
| | 106 | Jim Shofner vs. Kansas, 1957 (17) |
| 233. | 105 | B.J. Catalon at West Virginia, 2014 (20) |
| | 105 | Trevorris Johnson vs. Texas Tech, 2014 (10) |
| | 105 | Aaron Green vs. Texas Tech, 2014 (6) |
| | 105 | Aaron Brown vs. UNLV, 2005 (18) |
| | 105 | John Williams vs. Kansas, 1996 (15) |
| | 105 | Tony Darthard vs. Texas A&M, 1988 (29) |
| | 105 | David Rascoe vs. BYU, 1987 (23) |
| | 105 | Buddy Dike vs. Alabama, 1956 (24) |
| | 105 | James Lucas vs. Okla. State, 1943 (20) |
| | 105 | Buster Brannon vs. Austin Coll., 1932 (22) |
| 243. | 104 | Max Duggan vs. Oklahoma State, 2020 (19) |
| | 104 | Kyle Hicks at Kansas, 2016 (18) |
| | 104 | Aaron Green vs. Iowa State, 2014 (13) |
| | 104 | Basil Mitchell vs. UNLV, 1997 (20) |
| | 104 | Mike Luttrell vs. Rice, 1972 (24) |
| 248. | 103 | Kyle Hicks vs. West Virginia, 2016 (15) |
| | 103 | Darius Anderson vs. Texas, 2016 (3) |
| | 103 | Andre Davis vs. Baylor, 1993 (24) |
| | 103 | Pete Stout vs. Miami, 1947 (27) |
| | 103 | Howard Grubbs vs. SMU, 1929 (13) |
| 253. | 102 | Kendre Miller at Kansas State, 2021 (14) |
| | 102 | B.J. Catalon vs. Oklahoma State, 2014 (10) |
| | 102 | Waymon James vs. SDSU, 2010 (23) |
| | 102 | Aaron Brown vs. Boise State, 2008 (14) |
| | 102 | Lonta Hobbs vs. Houston, 2003 (22) |
| | 102 | Basil Mitchell vs. Colorado State, 1998 (14) |
| | 102 | Scott Bednarski vs. Boston Coll., 1988 (13) |
| | 102 | Roscoe Tatum vs. Houston, 1986 (16) |
| | 102 | Kenneth Davis vs. Texas, 1984 (16) |
| | 102 | Marvin Lasater vs. Pittsburgh, 1959 (23) |
| 263. | 101 | Darius Anderson vs. Iowa State, 2017 (12) |
| | 101 | Aaron Green vs. Oregon, 2015 (25) |
| | 101 | Trevone Boykin at Texas Tech, 2013 (20) |
| | 101 | Tony Darthard vs. Baylor, 1987 (14) |
| | 101 | Marty Whelan vs. Texas Tech, 1969 (18) |
| | 101 | Beecher Montgomery vs. Kansas, 1942 (17) |
| | 101 | Howard Grubbs vs. Texas A&M, 1929 (26) |
| 270. | 100 | Zach Evans at Kansas, 2020 (12) |
| | 100 | Robert Merrill vs. Army, 2003 (15) |
| | 100 | Basil Mitchell vs. Rice, 1998 (18) |
| | 100 | Basil Mitchell vs. SMU, 1996 (26) |
| | 100 | Curtis Modkins vs. Texas Tech, 1989 (23) |
| | 100 | Tony Jeffery vs. Houston, 1985 (23) |
| | 100 | Billy Sadler vs. Texas Tech, 1972 (19) |
| | 100 | Red Oliver vs. Texas, 1932 (23) |
| | 100 | Darius Anderson vs. Texas, 2017 (18) |
| | 100 | Howard Grubbs vs. Texas Tech, 1929 (21) |

YEARLY RUSHING LEADERS (YARDS)

| Year | Player | Yards | Att | Avg | TD |
|------|---------------------|--------|-----|-----|----|
| 2021 | Zach Evans | 648 | 92 | 7.0 | 5 |
| 2020 | Max Duggan | 526 | 116 | 4.5 | 10 |
| 2019 | Darius Anderson | 823 | 151 | 5.5 | 6 |
| 2018 | Sewo Olonilua | 635 | 135 | 4.7 | 2 |
| 2017 | Darius Anderson | 768 | 128 | 6.0 | 8 |
| 2016 | Kyle Hicks | 1,042 | 203 | 5.1 | 12 |
| 2015 | Aaron Green | 1,272 | 244 | 5.2 | 11 |
| 2014 | Aaron Green | 922 | 129 | 7.1 | 9 |
| 2013 | B.J. Catalon | 569 | 107 | 5.3 | 6 |
| 2012 | B.J. Catalon | 582 | 123 | 4.7 | 0 |
| 2011 | Waymon James | 875 | 121 | 7.2 | 6 |
| 2010 | Ed Wesley | 1,078 | 166 | 6.5 | 11 |
| 2009 | Joseph Turner | 754 | 147 | 5.1 | 11 |
| 2008 | Joseph Turner | 577 | 146 | 4.0 | 11 |
| 2007 | Joseph Turner | 597 | 115 | 5.2 | 6 |
| 2006 | Aaron Brown | 801 | 154 | 5.2 | 9 |
| 2005 | Robert Merrill | 911 | 187 | 4.9 | 10 |
| 2004 | Robert Merrill | 753 | 179 | 4.2 | 6 |
| 2003 | Robert Merrill | 1,107 | 201 | 5.5 | 4 |
| 2002 | Lonta Hobbs | 1,029 | 157 | 6.6 | 12 |
| 2001 | Ricky Madison | 611 | 174 | 3.5 | 3 |
| 2000 | LaDainian Tomlinson | ^2,158 | 369 | 5.8 | 22 |
| 1999 | LaDainian Tomlinson | ^1,850 | 268 | 6.9 | 18 |
| 1998 | Basil Mitchell | 1,111 | 166 | 6.7 | 6 |
| 1997 | Basil Mitchell | 719 | 159 | 4.5 | 3 |
| 1996 | Basil Mitchell | 953 | 221 | 5.0 | 5 |
| 1995 | Andre Davis | 820 | 186 | 4.4 | 6 |
| 1994 | Andre Davis | 1,492 | 260 | 5.7 | 7 |
| 1993 | Andre Davis | 867 | 189 | 4.6 | 8 |
| 1992 | Curtis Modkins | 689 | 162 | 4.3 | 3 |
| 1991 | Curtis Modkins | 659 | 181 | 3.6 | 6 |
| 1990 | Curtis Modkins | 893 | 209 | 4.3 | 3 |
| 1989 | Tommy Palmer | 642 | 118 | 5.4 | 3 |
| 1988 | Tony Darthard | 854 | 192 | 4.4 | 5 |
| 1987 | Tony Jeffery | 1,353 | 202 | 6.7 | 10 |
| 1986 | Tony Jeffery | 861 | 122 | 7.1 | 8 |
| 1985 | Tony Jeffery | 695 | 176 | 3.9 | 4 |
| 1984 | Kenneth Davis | 1,611 | 211 | 7.6 | 16 |
| 1983 | Kenneth Davis | 682 | 145 | 4.7 | 3 |
| 1982 | Marcus Gilbert | 849 | 166 | 5.4 | 5 |
| 1981 | Marcus Gilbert | 498 | 117 | 4.3 | 4 |
| 1980 | Marcus Gilbert | 350 | 90 | 3.9 | 0 |
| 1979 | Jimmy Allen | 498 | 147 | 3.4 | 1 |
| 1978 | Jimmy Allen | 502 | 151 | 3.3 | 2 |
| 1977 | Jimmy Allen | 445 | 125 | 3.5 | 2 |
| 1976 | Tony Accomando | 283 | 88 | 3.2 | 4 |
| 1975 | Ronnie Littleton | 232 | 88 | 2.6 | 1 |
| 1974 | Mike Luttrell | 541 | 161 | 3.4 | 2 |
| 1973 | Mike Luttrell | 865 | 208 | 4.2 | 5 |
| 1972 | Mike Luttrell | 906 | 178 | 5.1 | 9 |
| 1971 | Bobby Davis | 701 | 130 | 5.4 | 1 |
| 1970 | Raymond Rhodes | 786 | 176 | 4.5 | 2 |
| 1969 | Marty Whelan | 657 | 153 | 4.3 | 2 |

| Year | Player | Yards | Att | Avg | TD |
|------|------------------|-------|-----|-----|----|
| 1968 | Ross Montgomery | 645 | 170 | 3.8 | 7 |
| 1967 | Ross Montgomery | 700 | 198 | 3.5 | 3 |
| 1966 | Ross Montgomery | 467 | 109 | 4.5 | 1 |
| 1965 | Kenny Post | 555 | 150 | 3.7 | 3 |
| 1964 | Jim Fauver | 789 | 154 | 5.1 | 6 |
| 1963 | Tommy Crutcher | 473 | 108 | 4.4 | 4 |
| 1962 | Tommy Crutcher | 533 | 106 | 5.0 | 2 |
| 1961 | Tommy Crutcher | 577 | 148 | 3.9 | 4 |
| 1960 | R. E. Dodson | 276 | 70 | 3.9 | 1 |
| 1959 | Jack Spikes | 660 | 140 | 4.7 | 4 |
| 1958 | Jack Spikes | 580 | 124 | 4.7 | 2 |
| 1957 | Jim Shofner | 682 | 131 | 5.2 | 6 |
| 1956 | Jim Swink | 665 | 157 | 4.2 | 5 |
| 1955 | Jim Swink | 1,283 | 157 | 8.2 | 18 |
| 1954 | Jim Swink | 670 | 99 | 6.8 | 6 |
| 1953 | Sam Morrow | 220 | 55 | 4.0 | 3 |
| 1952 | Mal Fowler | 376 | 116 | 3.2 | 1 |
| 1951 | Bobby Jack Floyd | 444 | 134 | 3.3 | 8 |
| 1950 | Gilbert Bartosh | 710 | 171 | 4.1 | 3 |
| 1949 | John Morton | 607 | 158 | 3.8 | 6 |
| 1948 | Lindy Berry | 783 | 190 | 4.1 | 4 |
| 1947 | Pete Stout | 452 | 135 | 3.4 | 7 |
| 1946 | Lindy Berry | 379 | 112 | 3.4 | 4 |
| 1945 | Jesse Mason | 302 | 70 | 4.3 | 3 |
| 1944 | Jesse Mason | 279 | 64 | 4.4 | 4 |
| 1943 | Jim Lucas | 398 | 118 | 3.4 | 1 |
| 1942 | Emery Nix | 407 | 129 | 3.2 | 4 |
| 1941 | Frank Medanich | 245 | 78 | 3.1 | 1 |
| 1940 | Frank Kring | 253 | 65 | 3.9 | 2 |
| 1939 | Kyle Gillespie | 233 | 53 | 4.4 | 3 |
| 1938 | Davey O'Brien | 462 | 127 | 3.6 | 4 |
| 1937 | Davey O'Brien | 442 | 166 | 3.2 | 6 |
| 1936 | Glenn Roberts | 288 | 83 | 3.5 | 3 |
| 1935 | Jimmy Lawrence | 432 | 75 | 4.0 | 7 |
| 1934 | Taldon Manton | 343 | 105 | 3.3 | 2 |
| 1933 | Jimmy Lawrence | 431 | 107 | 4.0 | 2 |
| 1932 | Blanard Spearman | 442 | 68 | 6.4 | 4 |
| 1931 | Blanard Spearman | 377 | 93 | 4.1 | 4 |
| 1930 | Cy Leland | 583 | 119 | 4.9 | 9 |
| 1929 | Cy Leland | 680 | 95 | 7.2 | 11 |
| 1928 | Howard Grubbs | 376 | 70 | 5.4 | 4 |

^Led nation

INDIVIDUAL PASSING RECORDS (ALL-TIME)

PASSING YARDS—CAREER

1. TREVONE BOYKIN (2012-15)

| Year | Att. | Comp. | Pct. | Yds. | TDs |
|--------------|--------------|------------|-------------|---------------|-----------|
| 2012 | 292 | 167 | 57.2 | 2,054 | 15 |
| 2013 | 176 | 105 | 59.7 | 1,198 | 7 |
| 2014 | 492 | 301 | 61.2 | 3,901 | 33 |
| 2015 | 396 | 257 | 64.9 | 3,575 | 31 |
| Total | 1,356 | 830 | 61.2 | 10,728 | 86 |

2. ANDY DALTON (2007-10)

| Year | Att. | Comp. | Pct. | Yds. | TDs |
|--------------|--------------|------------|-------------|---------------|-----------|
| 2007 | 371 | 222 | 59.8 | 2,459 | 10 |
| 2008 | 307 | 182 | 59.3 | 2,242 | 11 |
| 2009 | 323 | 199 | 61.6 | 2,756 | 23 |
| 2010 | 316 | 209 | 66.1 | 2,857 | 27 |
| Total | 1,317 | 812 | 61.7 | 10,314 | 71 |

3. MAX KNAKE (1992-95)

| Year | Att. | Comp. | Pct. | Yds. | TDs |
|--------------|--------------|------------|-------------|--------------|-----------|
| 1992 | 73 | 32 | 43.8 | 379 | 3 |
| 1993 | 357 | 207 | 58.0 | 2,130 | 12 |
| 1994 | 316 | 184 | 58.2 | 2,624 | 24 |
| 1995 | 369 | 199 | 53.9 | 2,237 | 10 |
| Total | 1,115 | 622 | 55.8 | 7,370 | 49 |

4. KENNY HILL (2016-17)

| Year | Att. | Comp. | Pct. | Yds. | TDs |
|--------------|------------|------------|-------------|--------------|-----------|
| 2016 | 440 | 269 | 61.1 | 3,208 | 17 |
| 2017 | 400 | 269 | 67.3 | 3,152 | 23 |
| Total | 840 | 538 | 64.0 | 6,360 | 40 |

5. MAX DUGGAN (2019-PRESENT)

| Year | Att. | Comp. | Pct. | Yds. | TDs |
|--------------|------------|------------|-------------|--------------|-----------|
| 2019 | 339 | 181 | 53.4 | 2,077 | 15 |
| 2020 | 240 | 146 | 60.8 | 1,795 | 10 |
| 2021 | 227 | 145 | 63.9 | 2,048 | 16 |
| Total | 806 | 472 | 58.6 | 5,920 | 41 |

| | |
|-----------|------------------------------------|
| 6. 5,415 | Casey Pachall, 2010-13 (431-685) |
| 7. 5,123 | Steve Stamp, 1978-81 (350-674) |
| 8. 4,621 | Casey Printers, 1999-01 (324-578) |
| 9. 4,204 | Jeff Ballard, 2003-06 (330-540) |
| 10. 3,963 | Leon Clay, 1989-92 (326-656) |
| 11. 3,886 | Steve Judy, 1969-71 (317-679) |
| 12. 3,763 | Brandon Hassell, 2003-04 (259-457) |
| 13. 3,696 | David Rascoe, 1985-88 (306-655) |
| 14. 3,384 | Sam Baugh, 1934-36 (270-587) |
| 15. 3,256 | Steve Bayuk, 1975-78 (284-593) |

PASSING YARDS—GAME

| | |
|---------|---|
| 1. 690 | Matt Vogler vs. Houston, 1990 (44-79) |
| 2. 485 | Trevone Boykin at Texas Tech, 2015 (34-54) |
| 3. 473 | Casey Pachall vs. Boise State, 2011 (24-37) |
| 4. 461 | Chandler Morris vs. Baylor, 2021 (29-41) |
| 5. 460 | Trevone Boykin vs. Iowa State, 2014 (30-41) |
| 6. 454 | Trevone Boykin vs. SMU, 2015 (21-30) |
| 7. 452 | Kenny Hill at SMU, 2016 (31-45) |
| 8. 449 | Kenny Hill vs. Oklahoma, 2016 (26-44) |
| 9. 445 | Trevone Boykin at Oklahoma State, 2015 (35-57) |
| 10. 439 | Kenny Hill vs. South Dakota State, 2016 (33-49) |
| 11. 436 | Trevone Boykin at Iowa State, 2015 (27-32) |
| 12. 433 | Trevone Boykin vs. Texas Tech, 2014 (22-39) |
| 13. 419 | Matt Vogler vs. Texas Tech, 1990 (36-72) |
| 14. 410 | Trevone Boykin vs. Oklahoma State, 2014 (26-39) |
| 15. 408 | Steve Stamp vs. Baylor, 1981 (24-43) |

*all 400-yard passing games listed

PASSING YARDS—SEASON

| | |
|-----------|--------------------------------|
| 1. 3,901 | Trevone Boykin, 2014 (301-492) |
| 2. 3,575 | Trevone Boykin, 2015 (257-396) |
| 3. 3,208 | Kenny Hill, 2016 (269-440) |
| 4. 3,152 | Kenny Hill, 2017 (269-400) |
| 5. 2,921 | Casey Pachall, 2011 (228-343) |
| 6. 2,857 | Andy Dalton, 2010 (209-316) |
| 7. 2,756 | Andy Dalton, 2009 (199-323) |
| 8. 2,624 | Max Knake, 1994 (184-316) |
| 9. 2,459 | Andy Dalton, 2007 (222-371) |
| 10. 2,394 | Jeff Ballard, 2006 (190-307) |

ATTEMPTS—GAME (COMPLETIONS/YARDS)

| | |
|--------|---|
| 1. 79 | Matt Vogler vs. Houston, 1990 (44/690) |
| 2. 72 | Matt Vogler vs. Texas Tech, 1990 (36/419) |
| 3. 59 | Max Knake vs. Okla. St., 1993 (29/296) |
| 4. 58 | Casey Pachall vs. West Virginia, 2013 (40/394) |
| 5. 57 | Trevone Boykin at Oklahoma State, 2015 (35/445) |
| 57 | Max Knake vs. Kansas, 1995 (32/391) |
| 7. 56 | Kenny Hill vs. Arkansas, 2016 (36/377) |
| 8. 54 | Trevone Boykin at Texas Tech, 2015 (34/485) |
| 9. 53 | Steve Stamp vs. Baylor, 1980 (28/408) |
| 10. 51 | Matt Vogler vs. Texas, 1990 (20/208) |

ATTEMPTS—SEASON (COMPLETIONS/YARDS)

| | |
|---------|----------------------------------|
| 1. 492 | Trevone Boykin, 2014 (301/3,901) |
| 2. 440 | Kenny Hill, 2016 (269/3,208) |
| 3. 400 | Kenny Hill, 2017 (269/3,152) |
| 4. 396 | Trevone Boykin, 2015 (257/3,575) |
| 5. 371 | Andy Dalton, 2007 (222/2,459) |
| 6. 369 | Max Knake, 1995 (199/2,237) |
| 7. 357 | Max Knake, 1993 (207/2,130) |
| 8. 343 | Casey Pachall, 2011 (228/2,921) |
| 9. 339 | Max Duggan, 2019 (181/2,077) |
| 10. 323 | Andy Dalton, 2009 (199/2,756) |

ATTEMPTS—CAREER (COMPLETIONS/YARDS)

| | |
|----------|--------------------------------------|
| 1. 1,356 | Trevone Boykin, 2012-15 (830/10,728) |
| 2. 1,317 | Andy Dalton, 2007-10 (812/10,314) |
| 3. 1,115 | Max Knake, 1992-95 (423/7,370) |
| 4. 840 | Kenny Hill, 2016-17 (538/6,360) |
| 5. 806 | Max Duggan, 2019-present (472/5,920) |
| 6. 685 | Casey Pachall, 2010-13 (685/5,415) |
| 7. 674 | Steve Stamp, 1978-81 (350/5,123) |
| 8. 669 | Steve Judy, 1969-71 (317/3,886) |
| 9. 655 | David Rascoe, 1985-88 (306/6,655) |
| 10. 626 | Leon Clay, 1989-92 (326/3,963) |

COMPLETIONS—GAME (ATTEMPTS/YARDS)

| | |
|--------|--|
| 1. 44 | Matt Vogler vs. Houston, 1990 (79/690) |
| 2. 40 | Casey Pachall vs. West Virginia, 2013 (40/394) |
| 3. 36 | Kenny Hill vs. Arkansas, 2016 (56/377) |
| 36 | Matt Vogler vs. Texas Tech, 1990 (72/419) |
| 5. 35 | Trevone Boykin at Oklahoma State, 2015 (57/445) |
| 6. 34 | Trevone Boykin at Texas Tech, 2015 (45/485) |
| 7. 33 | Kenny Hill vs. South Dakota State, 2016 (49/439) |
| 33 | Trevone Boykin vs. West Virginia, 2015 (48/389) |
| 33 | Max Knake vs. SMU, 1993 (49/288) |
| 10. 32 | Max Knake vs. Kansas, 1995 (57/391) |

COMPLETIONS—SEASON (ATTEMPTS/YARDS)

| | |
|---------|----------------------------------|
| 1. 301 | Trevone Boykin, 2014 (492/3,901) |
| 2. 269 | Kenny Hill, 2017 (400/3,152) |
| 269 | Kenny Hill, 2016 (440/3,208) |
| 4. 257 | Trevone Boykin, 2015 (396/3,575) |
| 5. 228 | Casey Pachall, 2011 (228/2,921) |
| 6. 222 | Andy Dalton, 2007 (371/2,459) |
| 7. 209 | Andy Dalton, 2010 (316/2,857) |
| 8. 207 | Max Knake, 1993 (357/2,130) |
| 9. 199 | Andy Dalton, 2009 (323/2,756) |
| 10. 199 | Max Knake, 1995 (369/2,237) |

COMPLETIONS—CAREER (ATTEMPTS/YARDS)

| | |
|---------|--|
| 1. 830 | Trevone Boykin, 2012-15 (1,356/10,728) |
| 2. 812 | Andy Dalton, 2007-10 (1,317/10,314) |
| 3. 622 | Max Knake, 1992-95 (1,115/7,370) |
| 4. 538 | Kenny Hill, 2016-17 (840/6,360) |
| 5. 472 | Max Duggan, 2019-present (806/5,920) |
| 6. 431 | Casey Pachall, 2010-13 (685/5,415) |
| 7. 350 | Steve Stamp, 1978-81 (674/5,123) |
| 8. 330 | Jeff Ballard, 2003-06 (540/4,621) |
| 9. 326 | Leon Clay, 1989-92 (626/3,963) |
| 10. 324 | Casey Printers, 1999-01 (578/4,621) |

COMPLETION PCT.—GAME (MIN. 15 ATT.)

| | |
|---------|--|
| 1. 91.3 | Andy Dalton vs. Baylor, 2010 (21-23) |
| 2. 87.0 | Jeff Ballard vs. SDSU, 2006 (20-23) |
| 3. 86.7 | Max Knake vs. Rice, 1994 (13-15) |
| 4. 84.4 | Trevone Boykin at Iowa State, 2015 (27-32) |
| 5. 82.4 | Andy Dalton vs. Wyoming, 2010 (14-17) |
| 82.4 | Casey Printers vs. Navy, 2000 (14-17) |
| 7. 80.8 | Andy Dalton vs. Utah 2010 (21-26) |
| 80.8 | Jeff Ballard vs. Air Force, 2006 (21-26) |
| 9. 80.0 | Kenny Hill vs. SMU, 2017 (24-30) |
| 80.0 | Casey Pachall vs. Kansas, 2012 (24-30) |
| 80.0 | Casey Pachall vs. Air Force, 2011 (20-25) |
| 80.0 | Tye Gunn vs. Army, 2002 (12-15) |

COMPLETION PERCENTAGE—SEASON

| | |
|----------|--------------------------------|
| 1. 67.3 | Kenny Hill, 2017 (269-400) |
| 2. 66.5 | Casey Pachall, 2011 (228-343) |
| 3. 66.1 | Andy Dalton, 2010 (209-316) |
| 4. 64.9 | Trevone Boykin, 2015 (257-396) |
| 5. 63.9 | Max Duggan, 2021 (145-227) |
| 6. 61.9 | Jeff Ballard, 2006 (190-307) |
| 7. 61.6 | Andy Dalton, 2009 (199-323) |
| 8. 61.2 | Trevone Boykin, 2014 (301-492) |
| 9. 61.1 | Kenny Hill, 2016 (269-440) |
| 10. 60.8 | Max Duggan, 2020 (146-240) |
| 60.8 | Shawn Robinson, 2018 (124-208) |

COMPLETION PERCENTAGE—CAREER

| | |
|----------|-------------------------------------|
| 1. 64.0 | Kenny Hill, 2016-17 (538-840) |
| 2. 62.9 | Casey Pachall, 2010-13 (431-685) |
| 3. 61.7 | Andy Dalton, 2007-2010 (812-1,317) |
| 4. 61.2 | Trevone Boykin, 2012-15 (830-1,356) |
| 5. 61.1 | Jeff Ballard, 2003-06 (330-540) |
| 6. 59.3 | Shawn Robinson, 2017-18 (137-231) |
| 7. 58.6 | Max Duggan, 2019-present (472-806) |
| 8. 57.9 | Sean Stille, 1999-02 (168-290) |
| 9. 56.7 | Brandon Hassell, 2003-04 (259-457) |
| 10. 56.6 | Mike Collins, 2018-19 (82-145) |

LOWEST INTERCEPTION PERCENTAGE—SEASON

| | |
|---------|-------------------------------|
| 1. 1.4 | Brandon Hassell, 2004 (3-217) |
| 2. 1.6 | Max Duggan, 2020 (4-240) |
| 1.6 | Andy Dalton, 2008 (5-307) |
| 1.6 | Jeff Ballard, 2006 (5-307) |
| 5. 1.9 | Andy Dalton, 2010 (6-316) |
| 6. 2.0 | Kenny Hill, 2017 (8-400) |
| 2.0 | Trevone Boykin, 2014 (10-492) |
| 2.0 | Casey Pachall, 2011 (7-343) |
| 9. 2.2 | Max Knake, 1994 (7-316) |
| 10. 2.3 | Tye Gunn, 2004 (3-131) |

LOWEST INTERCEPTION PERCENTAGE—CAREER

| | |
|----------|------------------------------------|
| 1. 2.22 | Jeff Ballard, 2003-06 (12-540) |
| 2. 2.27 | Andy Dalton, 2007-2010 (30-1,317) |
| 3. 2.40 | Brandon Hassell, 2003-04 (11-457) |
| 4. 2.48 | Max Duggan, 2019-present (20-806) |
| 5. 2.50 | Kenny Hill, 2016-17 (21-840) |
| 6. 2.60 | Tye Gunn, 2002-05 (12-460) |
| 7. 2.62 | Casey Pachall, 2010-13 (18-685) |
| 8. 2.72 | Trevone Boykin, 2012-15 (37-1,356) |
| 9. 2.94 | Max Duggan, 2019 (10-339) |
| 10. 3.21 | Max Knake, 1992-95 (24-746) |

TOUCHDOWN PASSES—GAME

| | |
|------|--|
| 1. 7 | Trevone Boykin vs. Texas Tech, 2014 |
| 2. 5 | Kenny Hill vs. Kansas, 2017 |
| 5 | Kenny Hill vs. Oklahoma, 2016 |
| 5 | Trevone Boykin vs. Texas, 2015 |
| 5 | Trevone Boykin vs. SMU, 2015 |
| 5 | Casey Pachall vs. Boise State, 2011 |
| 5 | Jeff Ballard vs. San Diego State, 2006 |
| 5 | Matt Vogler vs. Houston, 1990 |
| 5 | Steve Stamp vs. UTA, 1981 |

INDIVIDUAL PASSING RECORDS (ALL-TIME)

TOUCHDOWN PASSES—SEASON

| | |
|--------------------|----------------------|
| 1. _____ 33 _____ | Trevone Boykin, 2014 |
| 2. _____ 31 _____ | Trevone Boykin, 2015 |
| 3. _____ 27 _____ | Andy Dalton, 2010 |
| 4. _____ 25 _____ | Casey Pachall, 2011 |
| 5. _____ 24 _____ | Max Knake, 1994 |
| 6. _____ 23 _____ | Kenny Hill, 2017 |
| _____ 23 _____ | Andy Dalton, 2009 |
| 8. _____ 19 _____ | Davey O'Brien, 1938 |
| 9. _____ 18 _____ | Sam Baugh, 1935 |
| 10. _____ 17 _____ | Kenny Hill, 2016 |

TOUCHDOWN PASSES—CAREER

| | |
|--------------------|--------------------------|
| 1. _____ 86 _____ | Trevone Boykin, 2012-15 |
| 2. _____ 71 _____ | Andy Dalton, 2007-10 |
| 3. _____ 49 _____ | Max Knake, 1992-95 |
| 4. _____ 42 _____ | Casey Pachall, 2010-13 |
| 5. _____ 41 _____ | Max Duggan, 2019-present |
| 6. _____ 40 _____ | Kenny Hill, 2016-17 |
| _____ 40 _____ | Sam Baugh, 1934-36 |
| 8. _____ 37 _____ | Casey Printers, 1999-01 |
| 9. _____ 34 _____ | Steve Stamp, 1978-81 |
| 10. _____ 33 _____ | Leon Clay, 1989-92 |

PASSES INTERCEPTED—GAME

| | |
|------------------|-----------------------------------|
| 1. _____ 7 _____ | Ricky Bridges vs. Texas A&M, 1966 |
| 2. _____ 6 _____ | Steve Judy vs. Rice, 1970 |
| _____ 6 _____ | Lindy Berry vs. Baylor, 1949 |
| _____ 6 _____ | Sam Baugh vs. Texas A&M, 1936 |

PASSES INTERCEPTED—SEASON

| | |
|-------------------|------------------------|
| 1. _____ 23 _____ | Lindy Berry, 1949 |
| 2. _____ 20 _____ | Sam Baugh, 1936 |
| 3. _____ 19 _____ | Jimmy Dan Elzner, 1976 |
| _____ 19 _____ | Steve Bayuk, 1978 |

PASSES INTERCEPTED—CAREER

| | |
|-------------------|----------------------|
| 1. _____ 54 _____ | Sam Baugh, 1934-36 |
| 2. _____ 45 _____ | Steve Stamp, 1978-81 |

CONSECUTIVE COMPLETIONS-SINGLE GAME

| | |
|-------------------|---|
| 1. _____ 14 _____ | Jeff Ballard vs. SDSU, 2006 |
| 2. _____ 12 _____ | Kenny Hill vs. Texas, 2017 |
| 3. _____ 11 _____ | Casey Pachall vs. Air Force, 2011 |
| _____ 11 _____ | Andy Dalton vs. Baylor, 2010 |
| 5. _____ 10 _____ | Tim Scahde vs. Okla. St., 1991 |
| 6. _____ 9 _____ | Shawn Robinson vs. Iowa State, 2018 |
| _____ 9 _____ | Casey Pachall vs. Grambling State, 2012 |

CONSECUTIVE COMPLETIONS

| | |
|-------------------|---------------------|
| 1. _____ 16 _____ | Casey Pachall, 2012 |
| 2. _____ 14 _____ | Jeff Ballard, 2006 |
| 3. _____ 13 _____ | Max Knake, 1993 |

CONSECUTIVE PASSES WITHOUT INTERCEPTION

| | |
|--------------------|--------------------|
| 1. _____ 154 _____ | Jeff Ballard, 2006 |
| 2. _____ 143 _____ | Max Duggan, 2019 |

PASSES ATTEMPTED WITHOUT INT.—GAME

| | |
|-------------------|----------------------------|
| 1. _____ 57 _____ | Max Knake vs. Kansas, 1995 |
|-------------------|----------------------------|

YEARLY PASSING LEADERS (YARDS)

| Year | Player | Yards | Att. | Com. | Pct. | TD |
|------|-------------------|-------|------|------|------|----|
| 2021 | Max Duggan | 2,048 | 227 | 145 | 63.9 | 16 |
| 2020 | Max Duggan | 1,795 | 240 | 146 | 60.8 | 10 |
| 2019 | Max Duggan | 2,077 | 339 | 181 | 53.4 | 15 |
| 2018 | Shawn Robinson | 1,334 | 124 | 204 | 60.8 | 9 |
| 2017 | Kenny Hill | 3,152 | 400 | 269 | 67.3 | 23 |
| 2016 | Kenny Hill | 3,208 | 440 | 269 | 61.1 | 17 |
| 2015 | Trevone Boykin | 3,575 | 257 | 396 | 64.9 | 31 |
| 2014 | Trevone Boykin | 3,901 | 301 | 492 | 61.2 | 33 |
| 2013 | Casey Pachall | 1,468 | 236 | 133 | 56.4 | 6 |
| 2012 | Trevone Boykin | 2,054 | 167 | 292 | 57.2 | 15 |
| 2011 | Casey Pachall | 2,921 | 343 | 228 | 66.5 | 25 |
| 2010 | Andy Dalton | 2,857 | 316 | 209 | 66.1 | 27 |
| 2009 | Andy Dalton | 2,756 | 323 | 199 | 61.6 | 23 |
| 2008 | Andy Dalton | 2,242 | 307 | 182 | 59.3 | 11 |
| 2007 | Andy Dalton | 2,459 | 371 | 222 | 59.8 | 10 |
| 2006 | Jeff Ballard | 2,394 | 307 | 190 | 61.9 | 13 |
| 2005 | Jeff Ballard | 1,801 | 232 | 139 | 59.9 | 13 |
| 2004 | Brandon Hassell | 1,724 | 217 | 123 | 56.7 | 10 |
| 2003 | Brandon Hassell | 2,039 | 240 | 136 | 56.7 | 10 |
| 2002 | Sean Stillely | 1,371 | 204 | 114 | 55.9 | 6 |
| 2001 | Casey Printers | 1,824 | 252 | 136 | 54.0 | 13 |
| 2000 | Casey Printers | 1,584 | 176 | 102 | 58.0 | 16 |
| 1999 | Casey Printers | 1,213 | 150 | 86 | 57.3 | 8 |
| 1998 | Patrick Batteaux | 519 | 114 | 55 | 48.2 | 1 |
| 1997 | Jeff Dover | 1,063 | 199 | 97 | 48.7 | 5 |
| 1996 | Jeff Dover | 1,456 | 221 | 129 | 58.4 | 9 |
| 1995 | Max Knake | 2,237 | 369 | 199 | 53.9 | 10 |
| 1994 | Max Knake | 2,624 | 316 | 184 | 58.2 | 24 |
| 1993 | Max Knake | 2,130 | 357 | 207 | 58.0 | 12 |
| 1992 | Leon Clay | 1,526 | 287 | 143 | 49.8 | 8 |
| 1991 | Tim Schade | 1,253 | 168 | 101 | 60.1 | 5 |
| 1990 | Matt Vogler | 1,646 | 261 | 136 | 48.4 | 7 |
| 1989 | Ron Jiles | 1,763 | 286 | 145 | 50.9 | 9 |
| 1988 | David Rascoe | 660 | 137 | 58 | 42.3 | 3 |
| 1987 | David Rascoe | 1,110 | 173 | 88 | 50.9 | 9 |
| 1986 | David Rascoe | 985 | 180 | 89 | 49.4 | 6 |
| 1985 | David Rascoe | 941 | 165 | 71 | 43.0 | 5 |
| 1984 | Anthony Gulley | 1,022 | 131 | 71 | 54.2 | 6 |
| 1983 | Anthony Sciaraffa | 1,423 | 183 | 95 | 51.9 | 3 |
| 1982 | Rueben Jones | 1,036 | 136 | 65 | 47.8 | 2 |
| 1981 | Steve Stamp | 2,013 | 235 | 130 | 55.3 | 14 |
| 1980 | Steve Stamp | 1,830 | 247 | 127 | 51.4 | 14 |
| 1979 | Steve Stamp | 777 | 137 | 64 | 46.7 | 2 |
| 1978 | Steve Bayuk | 1,118 | 241 | 114 | 47.3 | 4 |
| 1977 | Steve Bayuk | 1,474 | 250 | 114 | 45.6 | 14 |
| 1976 | Jimmy Elzner | 1,354 | 233 | 100 | 42.9 | 5 |
| 1975 | Lee Cook | 1,307 | 226 | 105 | 46.5 | 5 |
| 1974 | Lee Cook | 1,191 | 237 | 106 | 44.7 | 5 |
| 1973 | Kent Marshall | 575 | 110 | 47 | 42.7 | 2 |
| 1972 | Terry Drennan | 310 | 47 | 26 | 55.3 | 3 |
| 1971 | Steve Judy | 882 | 139 | 60 | 43.2 | 6 |
| 1970 | Steve Judy | 1,327 | 247 | 113 | 45.7 | 10 |
| 1969 | Steve Judy | 1,677 | 283 | 144 | 50.9 | 12 |

| Year | Player | Yards | Att. | Com. | Pct. | TD |
|------|----------------|--------------------|------|------|------|----|
| 1968 | Ted Fay | 978 | 144 | 70 | 48.6 | 3 |
| 1967 | P.D. Shabay | 689 | 99 | 50 | 50.5 | 4 |
| 1966 | Rick Bridges | 520 | 86 | 42 | 48.9 | 1 |
| 1965 | Kent Nix | 634 | 106 | 50 | 47.2 | 3 |
| 1964 | Kent Nix | 624 | 117 | 51 | 43.6 | 5 |
| 1963 | Gray Mills | 526 | 93 | 45 | 48.4 | 4 |
| 1962 | Sonny Gibbs | 1,013 | 169 | 89 | 52.7 | 7 |
| 1961 | Sonny Gibbs | 999 | 137 | 71 | 51.8 | 8 |
| 1960 | Sonny Gibbs | 473 | 111 | 47 | 42.3 | 3 |
| 1959 | Donald George | 315 | 62 | 24 | 38.7 | 1 |
| 1958 | Hunter Enis | 585 | 103 | 51 | 49.5 | 3 |
| 1957 | Dick Finney | 230 | 37 | 14 | 37.8 | 0 |
| 1956 | Chuck Curtis | 867 | 119 | 53 | 44.5 | 4 |
| 1954 | Ron Clinkscale | 341 | 57 | 21 | 36.8 | 2 |
| 1953 | Ray McKown | 564 | 91 | 36 | 39.6 | 2 |
| 1952 | Ray McKown | 895 | 146 | 74 | 50.7 | 5 |
| 1951 | Ray McKown | 860 | 120 | 61 | 50.8 | 6 |
| 1950 | Gil Bartosh | 1,023 | 150 | 77 | 51.3 | 8 |
| 1949 | Lindy Berry | 1,445 | 220 | 106 | 48.2 | 7 |
| 1948 | Lindy Berry | 706 | 134 | 61 | 45.5 | 2 |
| 1947 | Lindy Berry | 429 | 67 | 31 | 46.3 | 1 |
| 1946 | Leon Joslin | 149 | 23 | 8 | 34.8 | 0 |
| 1945 | Leon Joslin | 954 | 143 | 69 | 48.3 | 3 |
| 1944 | Joe Kucera | 316 | 47 | 29 | 61.7 | 1 |
| 1943 | Jim Lucas | 608 | 133 | 45 | 33.8 | 2 |
| 1942 | Emery Nix | 674 | 154 | 66 | 42.9 | 4 |
| 1941 | Emery Nix | 620 | 84 | 31 | 36.9 | 3 |
| 1940 | Kyle Gillespie | 319 | 77 | 29 | 37.7 | 1 |
| 1939 | Glenn Cowart | 683 | 106 | 52 | 49.1 | 2 |
| 1938 | Davey O'Brien | 1,457 | 166 | 93 | 56.0 | 19 |
| 1937 | Davey O'Brien | 947 | 237 | 96 | 40.5 | 5 |
| 1936 | Sam Baugh | [^] 1,196 | 206 | 104 | 50.5 | 12 |
| 1935 | Sam Baugh | [^] 1,241 | 210 | 97 | 46.2 | 18 |
| 1934 | Sam Baugh | 883 | 171 | 69 | 40.4 | 10 |
| 1933 | John Kitchen | 304 | 40 | 17 | 42.5 | 1 |
| 1932 | Hubert Dennis | 432 | 39 | 20 | 51.3 | 2 |
| 1931 | Grassy Hinton | 206 | 17 | 13 | 76.5 | 3 |
| 1930 | Vance Woolwin | 308 | 71 | 22 | 31.0 | 2 |
| 1929 | Howard Grubbs | 836 | 107 | 51 | 47.7 | 5 |
| 1928 | Howard Grubbs | 509 | 85 | 28 | 32.9 | 1 |

[^]-Led Nation

INDIVIDUAL RECEIVING RECORDS (ALL-TIME)

RECEPTIONS—CAREER

1. KELLY BLACKWELL (1988-91)

| Year | Rec. | Yards | Avg. | TDs |
|--------------|------------|--------------|-------------|-----------|
| 1988 | 20 | 172 | 8.6 | 0 |
| 1989 | 33 | 389 | 11.8 | 2 |
| 1990 | 64 | 832 | 13.0 | 5 |
| 1991 | 64 | 762 | 11.9 | 6 |
| Total | 181 | 2,155 | 11.9 | 13 |

2. JOSH DOCTSON (2013-15)

| Year | Rec. | Yards | Avg. | TDs |
|--------------|------------|--------------|-------------|-----------|
| 2013 | 36 | 440 | 12.2 | 4 |
| 2014 | 65 | 1,018 | 15.7 | 11 |
| 2015 | 79 | 1,327 | 16.8 | 14 |
| Total | 180 | 2,785 | 15.5 | 29 |

3. MIKE RENFRO (1974-77)

| Year | Rec. | Yards | Avg. | TDs |
|--------------|------------|--------------|-------------|-----------|
| 1974 | 21 | 362 | 17.2 | 2 |
| 1975 | 49 | 810 | 16.5 | 2 |
| 1976 | 42 | 773 | 18.4 | 3 |
| 1977 | 50 | 794 | 15.9 | 10 |
| Total | 162 | 2,739 | 16.9 | 17 |

4. JOSH BOYCE (2010-12)

| Year | Rec. | Yards | Avg. | TDs |
|--------------|------------|--------------|-------------|-----------|
| 2010 | 34 | 646 | 19.0 | 6 |
| 2011 | 61 | 998 | 16.4 | 9 |
| 2012 | 66 | 891 | 13.5 | 7 |
| Total | 161 | 2,535 | 15.7 | 22 |

5. STEPHEN SHIPLEY (1989-92)

| Year | Rec. | Yards | Avg. | TDs |
|--------------|------------|--------------|-------------|-----------|
| 1989 | 23 | 491 | 21.4 | 3 |
| 1990 | 59 | 796 | 13.5 | 6 |
| 1991 | 34 | 464 | 13.7 | 2 |
| 1992 | 36 | 500 | 13.9 | 4 |
| Total | 152 | 2,251 | 14.8 | 15 |

| | | |
|-----------|-----|--------------------------------------|
| 6. _____ | 150 | Cory Rodgers, 2003-05 (2,111 yds) |
| 7. _____ | 148 | Jalen Reagor, 2017-19 (2,248 yds) |
| 8. _____ | 147 | Jimmy Young, 2007-10 (2,316 yds) |
| 9. _____ | 145 | KaVontae Turpin, 2015-18 (1,748 yds) |
| 10. _____ | 135 | John Washington, 1993-96 (1,685 yds) |

RECEPTIONS—GAME (YARDS)

| | | |
|----------|----|--|
| 1. _____ | 18 | Josh Doctson at Texas Tech, 2015 (267) |
| _____ | 18 | Richard Woodley vs. Texas Tech, 1990 (180) |
| 3. _____ | 15 | Richard Woodley vs. Houston, 1990 (124) |
| 4. _____ | 13 | Jason Tucker vs. Kansas, 1995 (160) |
| 5. _____ | 12 | Josh Doctson vs. West Virginia, 2015 (184) |
| _____ | 12 | Kelly Blackwell vs. Missouri, 1990 (136) |
| _____ | 12 | Morris Bailey vs. Oklahoma A&M, 1949 (150) |
| _____ | 12 | Andre Davis vs. SMU, 1983 (63) |
| _____ | 12 | John Washington vs. SMU, 1995 (156) |

RECEPTIONS—SEASON (YARDS)

| | | |
|----------|----|-----------------------------|
| 1. _____ | 79 | Josh Doctson, 2015 (1,327) |
| 2. _____ | 72 | Jalen Reagor, 2018 (1,061) |
| 3. _____ | 66 | Josh Boyce, 2012 (891) |
| 4. _____ | 65 | Josh Doctson, 2014 (1,018) |
| 5. _____ | 64 | Kelly Blackwell, 1991 (762) |
| _____ | 64 | Kelly Blackwell, 1990 (832) |
| 7. _____ | 61 | Josh Boyce, 2011 (998) |
| _____ | 61 | Cory Rodgers, 2004 (836) |
| 9. _____ | 59 | Jimmy Young, 2008 (988) |
| _____ | 59 | Stephen Shipley, 1990 (796) |

YARDS—GAME (RECEPTIONS)

| | | |
|-----------|-----|---|
| 1. _____ | 267 | Josh Doctson at Texas Tech, 2015 (18) |
| 2. _____ | 226 | Jimmy Young vs. Wyoming, 2008 (5) |
| 3. _____ | 225 | Josh Doctson vs. Oklahoma State, 2014 (7) |
| 4. _____ | 210 | Taj Williams vs. Oklahoma, 2016 (5) |
| 5. _____ | 206 | Jimmy Oliver vs. Texas Tech, 1994 (7) |
| 6. _____ | 204 | Vernon Wells vs. Tennessee, 1976 (10) |
| 7. _____ | 202 | James Maness vs. Rice, 1984 (5) |
| 8. _____ | 190 | Josh Doctson at Iowa State, 2015 (10) |
| 9. _____ | 185 | Quentin Johnston at Oklahoma, 2021 (7) |
| 10. _____ | 184 | Josh Doctson vs. West Virginia, 2015 (12) |
| _____ | 184 | Patrick Batteaux vs. UTEP, 1997 (8) |

YARDS—SEASON (RECEPTIONS)

| | | |
|-----------|-------|-------------------------------|
| 1. _____ | 1,327 | Josh Doctson, 2015 (79) |
| 2. _____ | 1,061 | Jalen Reagor, 2018 (72) |
| 3. _____ | 1,018 | Josh Doctson, 2014 (65) |
| 4. _____ | 1,012 | Reggie Harrell, 2003 (58) |
| 5. _____ | 998 | Josh Boyce, 2011 (61) |
| 6. _____ | 988 | Jimmy Young, 2008 (59) |
| 7. _____ | 891 | Josh Boyce, 2012 (66) |
| 8. _____ | 871 | James Maness, 1984 (40) |
| 9. _____ | 854 | Stanley Washington, 1981 (49) |
| 10. _____ | 836 | Cory Rodgers, 2004 (61) |

YARDS—CAREER (RECEPTIONS)

| | | |
|-----------|-------|-----------------------------------|
| 1. _____ | 2,785 | Josh Doctson, 2013-15 (180) |
| 2. _____ | 2,739 | Mike Renfro, 1974-77 (162) |
| 3. _____ | 2,535 | Josh Boyce, 2010-12 (161) |
| 4. _____ | 2,316 | Jimmy Young, 2007-10 (147) |
| 5. _____ | 2,251 | Stephen Shipley, 1989-92 (152) |
| 6. _____ | 2,248 | Jalen Reagor, 2017-19 (148) |
| 7. _____ | 2,209 | Stanley Washington, 1979-82 (125) |
| 8. _____ | 2,171 | James Maness, 1981-84 (97) |
| 9. _____ | 2,155 | Kelly Blackwell, 1988-91 (181) |
| 10. _____ | 2,111 | Cory Rodgers, 2003-05 (150) |

TOUCHDOWN RECEPTIONS—SEASON

| | | |
|----------|----|--------------------------|
| 1. _____ | 14 | Josh Doctson, 2015 |
| 2. _____ | 11 | Josh Doctson, 2014 |
| 3. _____ | 10 | Jeremy Kerley, 2010 |
| _____ | 10 | Mike Renfro, 1977 |
| 5. _____ | 9 | Jalen Reagor, 2018 |
| _____ | 9 | Josh Boyce, 2011 |
| 7. _____ | 8 | Jalen Reagor, 2017 |
| _____ | 8 | KaVontae Turpin, 2015 |
| _____ | 8 | Deante Gray, 2014 |
| _____ | 8 | Mike Scarborough, 1999 |
| _____ | 8 | Stanley Washington, 1980 |

TOUCHDOWN RECEPTIONS—CAREER

| | | |
|----------|----|-----------------------------|
| 1. _____ | 29 | Josh Doctson, 2013-15 |
| 2. _____ | 22 | Jalen Reagor, 2017-19 |
| _____ | 22 | Josh Boyce, 2010-12 |
| 4. _____ | 17 | Cory Rodgers, 2003-05 |
| _____ | 17 | Mike Renfro, 1974-77 |
| 6. _____ | 16 | Stanley Washington, 1979-82 |
| 7. _____ | 15 | Stephen Shipley, 1989-92 |
| 8. _____ | 13 | KaVontae Turpin, 2015-18 |
| _____ | 13 | Jimmy Young, 2007-10 |
| _____ | 13 | LaTarence Dunbar, 1999-02 |
| _____ | 13 | Kelly Blackwell, 1988-91 |

YARDS PER RECEPTION—GAME

| | | |
|----------|------|---|
| 1. _____ | 86.0 | KaVontae Turpin at Oklahoma, 2015 (1-86) |
| 2. _____ | 75.0 | Cedric James vs. UTEP, 2000 (1-75) |
| 3. _____ | 57.5 | Stanley Washington vs. Texas Tech, 1981 (2-115) |
| 4. _____ | 57.0 | TreVontae Hights vs. Southern, 2018 (1-57) |
| 5. _____ | 56.0 | TreVontae Hights vs. Jackson State 2017 (1-56) |
| 6. _____ | 55.0 | Michael DePriest vs. BYU, 2005 (1-55) |
| 7. _____ | 54.0 | Brent Hecht vs. Colorado State, 2006 (1-54) |
| 8. _____ | 52.5 | Morris Bailey vs. SMU, 1947 (2-105) |
| 9. _____ | 52.0 | Bart Johnson at Utah, 2008 (1-52) |
| _____ | 52.0 | Terran Williams vs. SMU, 2000 (1-52) |

YARDS PER RECEPTION—SEASON

| | | |
|----------|------|---------------------------------|
| 1. _____ | 29.2 | James Maness, 1982 (19-554) |
| 2. _____ | 24.8 | Michael DePriest, 2005 (9-223) |
| 3. _____ | 24.5 | Greg Arterberry, 1981 (11-269) |
| 4. _____ | 23.4 | Keith Burnett, 1984 (8-190) |
| 5. _____ | 22.1 | Quentin Johnston, 2020 (22-487) |
| 6. _____ | 21.8 | James Maness, 1984 (40-871) |
| 7. _____ | 21.4 | Shae Reagan, 2006 (14-300) |
| 8. _____ | 21.3 | Stephen Shipley, 1989 (23-491) |

YARDS PER RECEPTION—CAREER

| | | |
|----------|------|---|
| 1. _____ | 22.5 | Greg Arterberry, 1980-83 (31-698) |
| 2. _____ | 22.4 | James Maness, 1981-84 (97-2,171) |
| 3. _____ | 20.2 | Quentin Johnston, 2020-present (53-1,071) |
| 4. _____ | 18.9 | Keith Burnett, 1984-86 (26-490) |
| 5. _____ | 18.6 | Phillip Epps, 1978-81 (66-1,228) |

YEARLY RECEIVING LEADERS

| Year | Player | Rec. | Yards | Avg. |
|------|--------------------|------|-------|------|
| 2021 | Derius Davis | 36 | 518 | 14.4 |
| 2020 | Quentin Johnston | 22 | 487 | 22.1 |
| 2019 | Jalen Reagor | 43 | 611 | 14.2 |
| 2018 | Jalen Reagor | 72 | 1,061 | 14.7 |
| 2017 | Desmon White | 41 | 423 | 10.3 |
| | KaVontae Turpin | 41 | 394 | 9.6 |
| 2016 | Kyle Hicks | 47 | 417 | 8.9 |
| 2015 | Josh Doctson | 79 | 1,327 | 16.8 |
| 2014 | Josh Doctson | 65 | 1,018 | 15.7 |
| 2013 | Josh Doctson | 36 | 440 | 12.2 |
| | LaDarius Brown | 36 | 393 | 10.9 |
| 2012 | Josh Boyce | 66 | 891 | 13.5 |
| 2011 | Josh Boyce | 61 | 998 | 16.4 |
| 2010 | Jeremy Kerley | 56 | 575 | 10.3 |
| 2009 | Jeremy Kerley | 44 | 532 | 12.1 |
| 2008 | Jimmy Young | 59 | 988 | 16.7 |
| 2007 | Ervin Dickerson | 40 | 514 | 12.9 |
| 2006 | Quentilly Harmon | 52 | 791 | 15.2 |
| 2005 | Cory Rodgers | 52 | 685 | 13.2 |
| 2004 | Cory Rodgers | 61 | 836 | 13.7 |
| 2003 | Reggie Harrell | 58 | 1,012 | 17.4 |
| 2002 | Adrian Madise | 32 | 524 | 16.4 |
| 2001 | Adrian Madise | 50 | 819 | 16.4 |
| 2000 | Tim Maiden | 19 | 348 | 18.3 |
| 1999 | Mike Scarborough | 35 | 524 | 15.0 |
| 1998 | Mike Scarborough | 19 | 223 | 11.7 |
| 1997 | Patrick Batteaux | 27 | 396 | 14.7 |
| 1996 | Basil Mitchell | 40 | 344 | 8.6 |
| 1995 | John Washington | 52 | 699 | 13.4 |
| 1994 | Andre Davis | 47 | 522 | 11.1 |
| 1993 | John Oglesby | 47 | 404 | 8.6 |
| 1992 | Stephen Shipley | 36 | 500 | 13.9 |
| 1991 | Kelly Blackwell | 64 | 762 | 11.9 |
| 1990 | Kelly Blackwell | 64 | 832 | 13.0 |
| 1989 | Michael Jackson | 42 | 411 | 9.8 |
| 1988 | Jarrod Delaney | 30 | 440 | 14.7 |
| 1987 | Jarrod Delaney | 23 | 284 | 12.3 |
| 1986 | Jarrod Delaney | 26 | 382 | 14.7 |
| 1985 | Ricky Stone | 22 | 281 | 12.9 |
| 1984 | James Maness | 40 | 871 | 21.8 |
| 1983 | James Maness | 37 | 690 | 18.6 |
| 1982 | Stanley Washington | 32 | 617 | 19.3 |
| 1981 | Stanley Washington | 49 | 854 | 17.4 |
| 1980 | Bobby Stewart | 46 | 688 | 15.0 |
| 1979 | Bobby Stewart | 20 | 274 | 13.7 |
| 1978 | Craig Richardson | 46 | 360 | 7.8 |
| 1977 | Mike Renfro | 50 | 794 | 15.9 |
| 1976 | Mike Renfro | 42 | 773 | 18.4 |
| 1975 | Mike Renfro | 49 | 810 | 16.5 |
| 1974 | Mike Luttrell | 35 | 252 | 7.2 |
| 1973 | Steve Patterson | 19 | 248 | 13.1 |
| 1972 | Steve Patterson | 22 | 255 | 11.6 |
| 1971 | Ronnie Peoples | 15 | 185 | 12.3 |
| 1970 | Frankie Grimmett | 27 | 286 | 10.6 |
| 1969 | Jerry Miller | 41 | 569 | 13.9 |
| 1968 | Linzey Cole | 21 | 368 | 17.5 |
| 1967 | Bill Ferguson | 27 | 419 | 15.5 |
| 1966 | Sonny Campbell | 33 | 442 | 13.4 |
| 1965 | Sonny Campbell | 32 | 437 | 13.7 |
| 1964 | Sonny Campbell | 35 | 502 | 14.3 |
| 1963 | Jim Fauver | 11 | 167 | 15.2 |
| 1962 | Tom Magoffin | 32 | 430 | 13.4 |
| 1961 | Buddy Iles | 31 | 479 | 15.5 |
| 1960 | Buddy Iles | 24 | 237 | 9.9 |
| 1959 | Bubba Meyer | 8 | 88 | 11.0 |
| 1958 | Marshall Harris | 19 | 265 | 13.9 |
| 1957 | Marvin Lasater | 6 | 124 | 20.7 |
| 1956 | Jim Swink | 19 | 390 | 20.5 |
| 1955 | Ray Taylor | 13 | 189 | 14.5 |
| 1954 | Ray Taylor | 10 | 219 | 21.9 |
| 1953 | Ron Fraley | 15 | 209 | 13.9 |
| 1952 | Bob Blair | 20 | 367 | 18.4 |
| 1951 | Bob Blair | 14 | 320 | 22.9 |
| 1950 | Wilson George | 23 | 350 | 15.2 |
| 1949 | Morris Bailey | 37 | 501 | 13.5 |
| 1948 | Morris Bailey | 29 | 344 | 11.9 |
| 1947 | Morris Bailey | 16 | 310 | 19.4 |
| 1946 | Fred Taylor | 11 | 130 | 11.8 |
| 1945 | Jesse Mason | 17 | 171 | 10.1 |
| 1944 | Merle Gibson | 19 | 378 | 19.9 |
| 1943 | Bill Marshall | 12 | 168 | 14.0 |
| 1942 | Van Hall | 27 | 235 | 8.7 |
| 1941 | Bruce Alford | 18 | 186 | 10.3 |
| 1940 | Phil Roach | 20 | 181 | 9.1 |
| 1939 | Don Looney | 30 | 415 | 13.8 |
| 1938 | Earl Clark | 20 | 395 | 19.8 |
| 1937 | John Hall | 21 | 203 | 9.7 |
| 1936 | Walter Roach | 26 | 289 | 11.1 |
| 1935 | Dutch Meyer | 23 | 246 | 10.7 |
| | Jimmy Lawrence | 23 | 218 | 9.5 |
| 1934 | Walter Roach | 23 | 297 | 12.9 |
| 1933 | Charlie Casper | 17 | 293 | 17.2 |
| 1932 | Wallace Myers | 8 | 107 | 13.4 |
| 1931 | Blair Spearman | 10 | 145 | 14.5 |
| 1930 | Ad Dietzel | 11 | 119 | 10.8 |
| 1929 | Clyde Roberson | 12 | 288 | 24.0 |
| 1928 | Ralph Walker | 6 | 88 | 14.7 |

^—Led Nation

INDIVIDUAL OFFENSE RECORDS (ALL-TIME)

TOTAL OFFENSE YARDS—CAREER

1. TREVONE BOYKIN (2012-15)

| Year | Gms | Rush | Pass | Total | Avg. |
|--------------|-----------|--------------|---------------|---------------|--------------|
| 2012 | 12 | 417 | 2,054 | 2,471 | 205.9 |
| 2013 | 12 | 313 | 1,198 | 1,511 | 125.9 |
| 2014 | 13 | 707 | 3,901 | 4,608 | 354.5 |
| 2015 | 11 | 612 | 3,575 | 4,187 | 380.6 |
| Total | 48 | 2,049 | 10,728 | 12,777 | 266.2 |

2. ANDY DALTON (2007-10)

| Year | Gms | Rush | Pass | Total | Avg. |
|--------------|-----------|--------------|---------------|---------------|--------------|
| 2007 | 13 | 232 | 2,459 | 2,691 | 207.0 |
| 2008 | 11 | 432 | 2,242 | 2,674 | 243.1 |
| 2009 | 13 | 512 | 2,756 | 3,268 | 251.4 |
| 2010 | 13 | 435 | 2,857 | 3,292 | 253.2 |
| Total | 50 | 1,611 | 10,314 | 11,925 | 238.5 |

3. MAX DUGGAN (2019-PRESENT)

| Year | Gms | Rush | Pass | Total | Avg. |
|--------------|-----------|--------------|--------------|--------------|--------------|
| 2019 | 12 | 555 | 2,077 | 2,632 | 219.3 |
| 2020 | 10 | 526 | 1,795 | 2,321 | 232.1 |
| 2021 | 10 | 352 | 2,048 | 2,400 | 240.0 |
| Total | 32 | 1,433 | 5,920 | 7,353 | 225.8 |

43. KENNY HILL (2016-17)

| Year | Gms | Rush | Pass | Total | Avg. |
|--------------|-----------|------------|--------------|--------------|--------------|
| 2016 | 13 | 609 | 3,208 | 3,817 | 293.6 |
| 2017 | 13 | 325 | 3,152 | 3,477 | 167.5 |
| Total | 26 | 934 | 6,360 | 7,294 | 280.5 |

5. MAX KNAKE (1992-95)

| Year | Gms | Rush | Pass | Total | Avg. |
|--------------|-----------|-------------|--------------|--------------|--------------|
| 1992 | 7 | -44 | 379 | 335 | 47.9 |
| 1993 | 11 | 6 | 2,130 | 2,136 | 194.2 |
| 1994 | 11 | -84 | 2,624 | 2,540 | 230.9 |
| 1995 | 11 | -98 | 2,237 | 2,139 | 194.5 |
| Total | 40 | -220 | 7,370 | 7,150 | 178.8 |

6. 5,607 _____ Casey Pachal, 2010-13 (192 R, 5,415 P)
7. 5,263 _____ LaDainian Tomlinson, 1997-00 (5,236 R, 0 P)
8. 4,940 _____ Jeff Ballard, 2003-06 (736 R, 4,204 P)
9. 4,904 _____ Casey Printers, 1999-01 (283 R, 4,621 P)
10. 4,797 _____ Steve Stamp, 1978-81 (-326 R, 5,123 P)

TOTAL OFFENSE YARDS—SEASON

1. 4,608 _____ Trevone Boykin, 2014 (707 R, 3,901 P)
2. 4,187 _____ Trevone Boykin, 2015 (612 R, 3,575 P)
3. 3,817 _____ Kenny Hill, 2016 (609 R, 3,208 P)
4. 3,477 _____ Kenny Hill, 2017 (325 R, 3,152 P)
5. 3,292 _____ Andy Dalton, 2010 (435 R, 2,857 P)
6. 3,268 _____ Andy Dalton, 2009 (512 R, 2,756 P)
7. 2,972 _____ Casey Pachall, 2011 (51 R, 2,921 P)
8. 2,817 _____ Jeff Ballard, 2006 (423 R, 2,394 P)
9. 2,691 _____ Andy Dalton, 2007 (232 R, 2,459 P)
10. 2,674 _____ Andy Dalton, 2008 (432 R, 2,242 P)

TOTAL OFFENSE YARDS—GAME

1. 696 _____ Matt Vogler vs. Houston, 1990 (6 R, 690 P)
2. 531 _____ Chandler Morris vs. Baylor (70 R, 431 P)
3. 527 _____ Trevone Boykin at Texas Tech, 2015 (42 R, 485 P)
4. 518 _____ Trevone Boykin at Oklahoma St., 2015 (73 R, 445 P)
5. 510 _____ Trevone Boykin at Iowa State, 2015 (74 R, 436 P)
6. 504 _____ Trevone Boykin vs. SMU, 2015 (50 R, 454 P)
- 504 _____ Trevone Boykin vs. Iowa State, 2014 (44 R, 460 P)
8. 484 _____ Kenny Hill vs. South Dakota St., 2016 (45 R, 439 P)
9. 473 _____ Trevone Boykin vs. West Virginia, 2015 (84 R, 389 P)
10. 470 _____ Kenny Hill vs. Arkansas, 2016 (93 R, 377 P)

ALL-PURPOSE YARDS—GAME

1. 426 _____ LaDainian Tomlinson vs. UTEP, 1999 (406 R, 6 REC, 14 KR)
2. 347 _____ Corey Rodgers vs. Louisville, 2004 (4 R, 114 REC, 191 KR, 38 PR)
- 347 _____ Andre Davis vs. New Mexico, 1994 (325 R, 22 REC)
- 347 _____ Tony Jeffery vs. Tulane, 1986 (343 R, 4 REC)

ALL-PURPOSE YARDS—SEASON

1. 2,198 _____ LaDainian Tomlinson, 2000 (2,158 R, 40 REC)
2. 2,016 _____ Andre Davis, 1994 (1,494 R, 522 REC)
3. 1,974 _____ LaDainian Tomlinson, 1999 (1,805 R, 55 REC, 69 KR)

ALL-PURPOSE YARDS—CAREER

1. 6,337 _____ LaDainian Tomlinson, 1997-00 (5,263 R, 236 REC, 838 KR)
2. 4,864 _____ Andre Davis, 1992-95 (3,182 R, 1,084 REC, 598 KR)
3. 4,798 _____ Corey Rodgers, 2003-05 (2,111 REC, 1,747 KR, 825 PR, 115 R)
4. 4,792 _____ KaVontae Turpin, 2015-18 (1,748 REC, 198 KR, 741 PR, 318 R)
5. 4,488 _____ Aaron Brown, 2005-08 (2,596 R, 857 REC, 1,015 KR, 20 PR)
6. 4,467 _____ Tony Jeffery, 1984-87 (3,749 R, 637 REC, 81 KR)
7. 4,063 _____ Lindy Berry, 1946-49 (1,745 R, 1,372 PR, 729 KR, 185 IR, 32 REC)

POINTS SCORED—GAME

1. 36 _____ LaDainian Tomlinson vs. UTEP, 1999 (6 TD)
2. 30 _____ Kenny Hill at Baylor, 2016 (5 TD)
- 30 _____ Tony Jeffery vs. Tulane, 1986 (5 TD)
4. 26 _____ Andre Davis vs. UNM, 1993 (4 TD, PAT run)
- 26 _____ J. Swink vs. Texas, 1955 (4 TD, 2 PAT)
6. 24 _____ 9 times, last: K. Turpin vs. Texas, 2015 (4 TD)

POINTS SCORED—SEASON

1. 142 _____ Jaden Oberkrom, 2014 (22 FG, 76 PAT)
2. 132 _____ LaDainian Tomlinson, 2000 (22 TD)
3. 125 _____ Jim Swink, 1955 (20 TD, 5 PAT)
4. 122 _____ Jaden Oberkrom, 2015 (21 FG, 59 PAT)
- 122 _____ Nick Browne, 2003 (28 FG, 38 PAT)

POINTS SCORED—CAREER

1. 451 _____ Jaden Oberkrom, 2012-15 (79 FG, 214 PAT)
2. 407 _____ Ross Evans, 2008-11 (56 FG, 239 PAT)
3. 324 _____ LaDainian Tomlinson, 1997-00 (54 TD)
4. 299 _____ Nick Browne, 2001-03 (65 FG, 104 PAT)
5. 259 _____ Michael Reeder, 1994-97 (57 FG, 88 PAT)
6. 254 _____ Chris Manfredini, 2005-07 (47 FG, 113 PAT)
7. 246 _____ Lonta Hobbs, 2002-06 (41 TD)
8. 237 _____ Chris Kaylakie, 1998-00 (41 FG, 114 PAT)

POINTS RESPONSIBLE FOR—GAME

1. 42 _____ Trevone Boykin vs. Texas Tech, 2014 (7 P)
2. 36 _____ Kenny Hill vs. Kansas, 2017 (1 R, 5 P)
- 36 _____ Trevone Boykin vs. SMU, 2015 (1 R, 5 P)
- 36 _____ Trevone Boykin at SMU, 2014 (2 R, 4 P)
- 36 _____ Jeff Ballard vs. SDSU, 2006 (1 R, 5 P)
- 36 _____ Jeff Ballard vs. New Mexico, 2005 (4 R, 2 P)
- 36 _____ LaDainian Tomlinson vs. UTEP, 1999 (6 R)
8. 34 _____ Casey Pachall vs. Boise State, 2011 (5 P, 2 2PAT)
- 34 _____ Casey Pachall vs. Baylor, 2011 (1 R, 4 P, 2 2PAT)
10. 30 _____ Shawn Robinson vs. Southern, 2018 (2 R, 3 P)
- 30 _____ Kenny Hill at Baylor, 2016 (5 TD)
- 30 _____ Trevone Boykin at Iowa State, 2015 (1 R, 4 P)
- 30 _____ Trevone Boykin vs. Texas, 2015 (5 P)
- 30 _____ Trevone Boykin vs. Iowa State, 2014 (1 REC, 4 P)
- 30 _____ Trevone Boykin vs. Baylor, 2012 (1 R, 4 P)
- 30 _____ Andy Dalton vs. New Mexico, 2009 (1 R, 4 P)
- 30 _____ Andy Dalton vs. Wyoming, 2008 (1 R, 4 P)
- 30 _____ Casey Printers vs. SMU, 2000 (1 R, 4 P)
- 30 _____ Leon Clay vs. SMU, 1990 (2 R, 3 P)
- 30 _____ Leon Clay vs. Arkansas, 1990 (1 R, 4 P)

- 30 _____ Matt Vogler vs. Houston, 1990 (5 P)
- 30 _____ David Rascoe vs. Texas Tech, 1987 (1 R, 4 P)
- 30 _____ Tony Jeffery vs. Tulane, 1986 (5 R)
- 30 _____ Steve Stamp vs. UT-Arlington, 1981 (5 P)
- 30 _____ Kent Nix vs. Rice, 1965 (1 R, 4 P)

POINTS RESPONSIBLE FOR—SEASON

1. 252 _____ Trevone Boykin, 2014 (8 TD R, 33 TD P, 1 TD REC)
2. 244 _____ Trevone Boykin, 2015 (9 TD R, 31 TD P, 1 PAT Rush, 1 PAT Pass)
3. 192 _____ Andy Dalton, 2010 (6 TD R, 27 TD P)
4. 180 _____ Kenny Hill, 2017 (5 TD R, 23 TD P, 2 REC)
5. 170 _____ Casey Pachall, 2011 (2 TD R, 25 TD P, 2 PAT Rush, 2 PAT Pass)

POINTS RESPONSIBLE FOR—CAREER

1. 688 Trevone Boykin, 2012-15 (18 TD R, 55 TD P, 1 TD REC)
2. 558 _____ Andy Dalton, 2007-10 (22 TD R, 71 TD P)
3. 362 _____ Max Duggan, 2019-pres. (19 TD R, 41 TD P, 1 PAT P)
3. 344 _____ Kenny Hill, 2016-17 (40 P, 15 R, 2 Rec., 1 PAT Pass)
4. 324 _____ LaDainian Tomlinson, 1997-2000 (54 TD)
5. 299 _____ Nick Browne, 2001-03 (65 FG, 104 PAT)
6. 282 _____ Casey Pachall, 2010-13 (5 TD R, 42 TD P)
7. 264 _____ Sammy Baugh, 1934-36 (5 TD R, 39 TD P)

TOUCHDOWNS SCORED—SEASON

1. 22 _____ LaDainian Tomlinson, 2000 (22 R)
2. 20 _____ Jim Swink, 1955 (18 R, 1 REC, 1 IR)
3. 18 _____ LaDainian Tomlinson, 1999 (18 R)
4. 17 _____ Kenneth Davis, 1984 (15 R, 2 REC)
5. 14 _____ Kyle Hicks, 2016 (12 R, 2 REC)
- 14 _____ Josh Doctson, 2015 (14 REC)

TOUCHDOWNS SCORED—CAREER

1. 54 _____ LaDainian Tomlinson, 1997-00 (54 R)
2. 41 _____ Lonta Hobbs, 2002-06 (38 R, 3 REC)
3. 34 _____ Matthew Tucker, 2009-12 (33 R, 1 REC)
- 34 _____ Tony Jeffery, 1984-87 (31 R, 3 REC)
5. 32 _____ Jim Swink, 1954-56 (28 R, 3 REC, 1 IRET)

TOUCHDOWNS RESPONSIBLE FOR—GAME

1. 7 _____ Trevone Boykin vs. Texas Tech, 2014 (7 P)
2. 6 _____ Kenny Hill vs. Kansas, 2017 (1 R, 5 P)
- 6 _____ Trevone Boykin vs. SMU, 2015 (1 R, 5 P)
- 6 _____ Trevone Boykin at SMU, 2014 (2 R, 4 P)
- 6 _____ Jeff Ballard vs. SDSU, 2006 (1 R, 5 P)
- 6 _____ Jeff Ballard vs. New Mexico, 2005 (4 R, 2 P)
- 6 _____ LaDainian Tomlinson vs. UTEP, 1999 (6 R)

TOUCHDOWNS RESPONSIBLE FOR—SEASON

1. 42 _____ Trevone Boykin, 2014 (1 REC, 8 R, 33 P)
2. 40 _____ Trevone Boykin, 2015 (9 R, 31 P)
3. 33 _____ Andy Dalton, 2010 (6 R, 27 P)
4. 30 _____ Kenny Hill, 2017 (5 R, 23 P, 2 REC)
5. 27 _____ Kenny Hill, 2016 (10 R, 17 P)
- 27 _____ Casey Pachall, 2011 (2 R, 25 P)
7. 26 _____ Andy Dalton, 2009 (3 R, 23 P)
8. 25 _____ Max Knake, 1994 (1 R, 24 P)
9. 22 _____ LaDainian Tomlinson, 2000 (22 R)
- 22 _____ Davey O'Brien, 1938 (3 R, 19 P)

TOUCHDOWNS RESPONSIBLE FOR—CAREER

1. 114 _____ Trevone Boykin, 2012-15 (1 REC., 27 R, 86 P)
2. 93 _____ Andy Dalton, 2007-10 (22 R, 71 P)
3. 60 _____ Max Duggan, 2019-present (19 R, 41 P)
4. 57 _____ Kenny Hill, 2016-17 (2 REC, 15 R, 40 P)
5. 54 _____ LaDainian Tomlinson, 1997-00 (54 R)
6. 51 _____ Max Knake, 1992-95 (2 R, 49 P)
7. 47 _____ Casey Pachall, 2010-13 (5 R, 42 P)
8. 45 _____ Casey Printers, 1999-01 (8 R, 37 P)
9. 44 _____ Sammy Baugh, 1934-36 (5 R, 39 P)
10. 43 _____ Jeff Ballard, 2003-06 (16 R, 27 P)

INDIVIDUAL PLACE KICKING RECORDS (ALL-TIME)

POINTS BY KICKING—GAME

- 23 Jaden Oberkrom vs. Texas Tech, 2012 (6 FG, 5 PAT)
- 22 Jaden Oberkrom vs. Texas Tech, 2014 (4 FG, 10 PAT)
- 19 Nick Browne vs. Cincinnati, 2003 (5 FG, 4 PAT)
- 18 Jeff Wilkinson vs. Arkansas, 1990 (4 FG, 6 PAT)
- 17 Jonathan Song vs. UAPB, 2019 (5 FG, 2 PAT)
- 17 Nick Browne vs. Cincinnati, 2002 (5 FG, 2 PAT)
- 16 Jaden Oberkrom vs. West Virginia, 2015 (4 FG, 4 PAT)
- 16 Jaden Oberkrom at Baylor, 2014 (3 FG, 7 PAT)
- 15 Griffin Kell at Texas, 2020 (4 FG, 3 PAT)
- 15 Jonathan Song at Texas Tech, 2019 (4 FG, 3 PAT)
- 15 Chris Manfredini vs. UNLV, 2005 (3 FG, 6 PAT)

POINTS BY KICKING—SEASON

- 142 Jaden Oberkrom, 2014 (22 FG, 76 PAT)
- 122 Jaden Oberkrom, 2015 (21 FG, 59 PAT)
- 122 Nick Browne, 2003 (28 FG, 38 PAT)
- 108 Jonathan Song, 2019 (23 FG, 39 PAT)
- 108 Jaden Oberkrom, 2012 (22 FG, 42 PAT)
- 106 Ross Evans, 2009 (15 FG, 61 PAT)
- 105 Nick Browne, 2002 (23 FG, 36 PAT)
- 103 Chris Manfredini, 2007 (22 FG, 37 PAT)
- 103 Ross Evans, 2011 (14 FG, 61 PAT)
- 101 Ross Evans, 2010 (11 FG, 68 PAT)

POINTS BY KICKING—CAREER

- 451 Jaden Oberkrom, 2012-15 (79 FG, 214 PAT)
- 407 Ross Evans, 2008-11 (56 FG, 239 PAT)
- 299 Nick Browne, 2001-03 (65 FG, 104 PAT)
- 259 Michael Reeder, 1994-97 (57 FG, 88 PAT)
- 254 Chris Manfredini, 2005-06 (37 FG, 113 PAT)
- 237 Chris Kaylakie, 1998-00 (41 FG, 114 PAT)
- 224 Jonathan Song, 2015-19 (40 FG, 104 PAT)
- 205 Ken Ozee, 1982-85 (35 FG, 100 PAT)
- 182 Jeff Wilkinson, 1990-92 (32 FG, 86 PAT)

FIELD GOALS MADE—GAME

- 6 Jaden Oberkrom vs. Texas Tech, 2012 (att. 6)
- 5 Jonathan Song vs. UAPB, 2019 (att. 5)
- 5 Nick Browne vs. Cincinnati, 2003 (att. 5)
- 5 Nick Browne vs. Cincinnati, 2002 (att. 5)
- 4 23 times, last: Griffin Kell at Texas, 2020 (att. 4)

FIELD GOALS MADE—SEASON

- 28 Nick Browne, 2003 (att. 33)
- 23 Jonathan Song, 2019 (att. 24)
- 23 Nick Browne, 2002 (att. 30)
- 23 Michael Reeder, 1995 (att. 25)
- 22 Jaden Oberkrom, 2014 (att. 27)
- 22 Jaden Oberkrom, 2012 (att. 30)
- 22 Chris Manfredini, 2007 (att. 27)
- 21 Jaden Oberkrom, 2015 (att. 25)
- 16 Ross Evans, 2008 (att. 20)
- 16 Chris Kaylakie, 2000 (att. 18)
- 16 Lee Newman, 1986 (att. 19)

FIELD GOALS MADE—CAREER

- 79 Jaden Oberkrom, 2012-15 (att. 100)
- 65 Nick Browne, 2001-03 (att. 83)
- 57 Michael Reeder, 1994-97 (att. 76)
- 56 Ross Evans, 2008-11 (att. 68)
- 47 Chris Manfredini, 2005-07 (att. 54)
- 41 Chris Kaylakie, 1998-00 (att. 56)
- 40 Jonathan Song, 2015-19 (att. 44)
- 38 Greg Porter, 1978-81 (att. 56)
- 35 Lee Newman, 1986-88 (att. 47)
- 35 Ken Ozee, 1982-85 (att. 52)

CONSECUTIVE FIELD GOALS MADE

- 19 Chris Manfredini, 2005-06
- 14 Jonathan Song, 2019
- 13 Jaden Oberkrom, 2014
- 13 Michael Reeder, 1995
- 12 Ross Evans, 2008
- 12 Chris Manfredini, 2007
- 12 Nick Browne, 2003
- 11 Nick Browne, 2002
- 10 Jaden Oberkrom, 2012

FIELD GOAL ATTEMPTS—GAME

- 6 Jaden Oberkrom, 2012 vs. Texas Tech (made 6)
- 6 Jeff Wilkinson, 1991 vs. SMU (made 3)

FIELD GOAL ATTEMPTS—SEASON

- 33 Nick Browne, 2003 (made 28)
- 30 Jaden Oberkrom, 2012 (made 22)
- 30 Nick Browne, 2002 (made 23)
- 27 Jaden Oberkrom, 2014 (made 22)
- 27 Chris Manfredini, 2007 (made 22)
- 25 Jaden Oberkrom, 2015 (made 21)
- 25 Michael Reeder, 1995 (made 23)
- 24 Jonathan Song, 2019 (made 23)
- 22 Jeff Wilkinson, 1992 (made 10)
- 20 Ross Evans, 2008 (made 16)
- 20 Nick Browne, 2001 (made 14)
- 20 Chris Kaylakie, 1998 (made 15)
- 20 Michael Reeder, 1996 (made 11)

FIELD GOAL ATTEMPTS—CAREER

- 100 Jaden Oberkrom, 2012-15 (made 79)
- 83 Nick Browne, 2001-03 (made 65)
- 76 Michael Reeder, 1994-97 (made 57)
- 68 Ross Evans, 2008-11 (made 56)
- 56 Chris Kaylakie, 1998-00 (made 41)
- 56 Jeff Wilkinson, 1990-92 (made 32)
- 56 Greg Porter, 1978-81 (made 38)
- 54 Chris Manfredini, 2005-07 (made 47)
- 52 Ken Ozee, 1982-85 (made 35)

EXTRA POINTS MADE—GAME

- 10 Jaden Oberkrom vs. Texas Tech, 2014 (att. 10)
- 9 Jaden Oberkrom vs. Stephen F. Austin, 2015 (att. 9)
- 9 Ross Evans vs. New Mexico, 2010 (att. 9)
- 9 Ross Evans vs. New Mexico, 2011 (att. 10)
- 8 12 times - last: B. Hatfield at Baylor, 2016 (att. 8)

EXTRA POINTS MADE—SEASON

- 76 Jaden Oberkrom, 2014 (att. 77)
- 68 Ross Evans, 2010 (att. 73)
- 61 Ross Evans, 2009 (att. 63)
- 61 Ross Evans, 2011 (att. 64)
- 59 Jaden Oberkrom, 2015 (att. 60)
- 50 Chris Kaylakie, 2000 (att. 51)
- 49 Ross Evans, 2008 (att. 55)
- 45 Ken Ozee, 1984 (att. 47)
- 42 Jaden Oberkrom, 2012 (att. 42)
- 40 Chris Manfredini, 2005 (att. 44)
- 40 Chris Kaylakie, 1999 (att. 41)

EXTRA POINTS MADE—CAREER

- 239 Ross Evans, 2008-11 (att. 255)
- 214 Jaden Oberkrom, 2012-15 (att. 216)
- 114 Chris Kaylakie, 1998-00 (att. 117)
- 113 Chris Manfredini, 2005-07 (att. 122)
- 104 Jonathan Song, 2015-19 (att. 107)
- 104 Nick Browne, 2001-03 (att. 107)
- 100 Ken Ozee, 1982-85 (att. 105)
- 88 Michael Reeder, 1994-97 (att. 89)
- 86 Jeff Wilkinson, 1989-92 (att. 88)

EXTRA POINT ATTEMPTS—GAME

- 10 Jaden Oberkrom vs. Texas Tech, 2014 (made 10)
- 10 Ross Evans vs. New Mexico, 2011 (made 9)
- 9 Jaden Oberkrom vs. Stephen F. Austin, 2015 (made 9)
- 9 Ross Evans vs. New Mexico, 2010 (made 9)
- 9 Ross Evans vs. Tennessee Tech, 2010 (made 8)
- 9 Ken Ozee vs. Utah State, 1984 (made 8)
- 8 12 times - last: J. Song vs. SMU, 2017 (att. 8)

EXTRA POINT ATTEMPTS—SEASON

- 77 Jaden Oberkrom, 2014 (made 76)
- 73 Ross Evans, 2010 (made 68)
- 64 Ross Evans, 2011 (made 61)
- 63 Ross Evans, 2009 (made 61)
- 60 Jaden Oberkrom, 2015 (made 59)
- 55 Ross Evans, 2008 (made 49)
- 51 Chris Kaylakie, 2000 (made 50)
- 47 Ken Ozee, 1984 (made 45)
- 44 Chris Manfredini, 2005 (made 40)
- 42 Jaden Oberkrom, 2012 (made 42)

EXTRA POINT ATTEMPTS—CAREER

- 255 Ross Evans, 2008-11 (made 239)
- 216 Jaden Oberkrom, 2012-15 (made 214)
- 122 Chris Manfredini, 2005-07 (made 113)
- 117 Chris Kaylakie, 1998-00 (made 114)
- 107 Jonathan Song, 2015-19 (made 104)
- 107 Nick Browne, 2001-03 (made 104)
- 105 Ken Ozee, 1982-85 (made 100)
- 89 Michael Reeder, 1994-97 (made 88)
- 88 Jeff Wilkinson, 1989-92 (made 86)

PAT PERCENTAGE—SEASON

- 100.0 Jonathan Song, 2019 (39 of 39)
 - 100.0 Jaden Oberkrom, 2012 (42 of 42)
 - 100.0 Nick Browne, 2003 (38 of 38)
- #Top three of 11 TCU kickers who were perfect in a season.

PAT PERCENTAGE—CAREER

- .991 Jaden Oberkrom, 2012-15 (214 of 216)
- .989 Michael Reeder, 1994-97 (88 of 89)
- .977 Jeff Wilkinson, 1989-92 (86 of 88)
- .974 Chris Kaylakie, 1998-00 (114 of 117)
- .972 Nick Browne, 2001-03 (104 of 107)

CONSECUTIVE PAT—SEASON

- 55 Jaden Oberkrom, 2014
- 47 Jaden Oberkrom, 2015
- 42 Griffin Kell, 2021
- 42 Jaden Oberkrom, 2012
- 40 Chris Kaylakie, 2000
- 39 Jonathan Song, 2019
- 38 Ross Evans, 2009
- 38 Nick Browne, 2003
- 37 Jaden Oberkrom, 2013
- 37 Chris Manfredini, 2007

CONSECUTIVE PAT—CAREER

- 102 Jaden Oberkrom, 2014-15
- 100 Jaden Oberkrom, 2012-14
- 79 Michael Reeder, 1994-97
- 65 Griffin Kell, 2019-present
- 52 Chris Kaylakie, 1998-00
- 47 Ross Evans, 2009-10
- 44 Jonathan Song, 2018-19
- 41 Jeff Wilkinson, 1989-91
- 40 Nick Browne, 2001-03
- 39 Chris Manfredini, 2006-07

TWO-POINT CONVERSION ATT.—GAME

- 3 Reuben Jones vs. Texas Tech, 1981 (made 0)
- 3 Hunter Enis vs. Texas Tech, 1958 (made 0)

TWO-POINT CONVERSION ATT.—SEASON

- 7 Hunter Enis, 1958 (made 2)

TWO-POINT CONVERSION ATT.—CAREER

- 7 Hunter Enis, 1956-58 (made 2)

TWO-POINT CONVERSIONS MADE—SEASON

- 3 Andre Davis, 1994 (att. 3)

INDIVIDUAL PUNTING RECORDS (ALL-TIME)

PUNTS—GAME

- _____ 24 _____ Davey O'Brien vs. Miss. State, 1936
(782 yards, 32.6 avg.)
- _____ 19 _____ Grassy Hinton vs. Hardin-Simmons, 1930
(684 yards, 36.0 avg.)
- _____ 12 _____ by four different TCU punters

PUNTS—SEASON

- _____ 89 _____ Sam Baugh, 1936
(3,453 yards, 38.8 avg.)
- _____ 84 _____ Cameron Young, 1976
(3,234 yards, 38.5 avg.)
- _____ 83 _____ Cameron Young, 1979
(3,272 yards, 40.9 avg.)
- _____ 83 _____ Carl Knox, 1947
(3,295 yards, 39.7 avg.)

PUNTS—CAREER

- _____ 320 _____ Cameron Young, 1976-79
(12,947 yards, 40.5 avg.)
- _____ 273 _____ Ethan Perry, 2012-15
(11,107 yards, 40.7 avg.)
- _____ 265 _____ Chris Becker, 1985-88
(11,407 yards, 43.0 avg.)

PUNTING YARDS—GAME

- _____ 782 _____ Davey O'Brien vs. Miss. St., 1936
(24 punts)
- _____ 684 _____ Grassy Hinton vs. Hardin-Simmons, 1930
(19 punts)

PUNTING YARDS—SEASON

- _____ 3,450 _____ Sammy Baugh, 1936
(89 punts, 38.8 avg.)
- _____ 3,387 _____ Stan Talley, 1980
(81 punts, 41.8 avg.)
- _____ 3,368 _____ Royce Huffman, 1997
(80 punts, 41.6 avg.)

PUNTING YARDS—CAREER

- _____ 12,947 _____ Cameron Young, 1976-79
(320 punts, 40.5 avg.)
- _____ 11,407 _____ Chris Becker, 1985-88
(265 punts, 43.0 avg.)
- _____ 11,107 _____ Ethan Perry, 2012-15
(273 punts, 40.7 avg.)

PUNTING AVERAGE—GAME

- _____ 54.8 _____ James Gargus vs. Utah St., 1981
(4 punts, 219 yards)
- _____ 54.7 _____ Royce Huffman vs. BYU, 1996
(3 punts, 164 yards)
- _____ 52.8 _____ Joey Biasatti vs. Tulane, 2001
(5 punts, 264 yards)

PUNTING AVERAGE—SEASON

- _____ 46.1 _____ Chris Becker, 1986
(59 punts, 2,717 yards)
- _____ 44.5 _____ Ethan Perry, 2012
(63 punts, 2,804 yards)
- _____ 44.2 _____ James Gargus, 1981
(59 punts, 2,608 yards)
- _____ 44.0 _____ Chris Becker, 1987
(59 punts, 2,594 yards)
- _____ ^43.3 _____ Jordy Sandy, 2021
(43 punts, 1,861 yards)
- _____ ^43.0 _____ Sammy Baugh, 1935
(66 punts, 2,837 yards)

^ -Led Nation

PUNTING AVERAGE—CAREER (min. 80 atts)

- _____ 43.0 _____ Chris Becker, 1985-88
(265 punts, 11,407 yards)
- _____ 42.6 _____ James Gargus, 1981-84
(255 punts, 10,858 yards)
- _____ 41.4 _____ Derek Wash, 2005-07
(81 punts, 3,356 yards)
- _____ 41.4 _____ Royce Huffman, 1996-99
(262 punts, 10,835 yards)
- _____ 41.1 _____ Joey Biasatti, 1999-02
(168 punts, 6,898 yards)

YEARLY PUNTING LEADERS (YARDS)

| Year | Player | Atts | Yds | Avg |
|------|-----------------|------|-------|------|
| 2021 | Jordy Sandy | 43 | 1,861 | 43.3 |
| 2020 | Jordy Sandy | 57 | 2,337 | 41.0 |
| 2019 | Jordy Sandy | 61 | 2,340 | 38.4 |
| 2018 | Adam Nunez | 41 | 1,619 | 39.5 |
| 2017 | Adam Nunez | 62 | 2,439 | 39.3 |
| 2016 | Adam Nunez | 72 | 2,851 | 39.6 |
| 2015 | Ethan Perry | 66 | 2,571 | 39.0 |
| 2014 | Ethan Perry | 64 | 2,507 | 39.2 |
| 2013 | Ethan Perry | 80 | 3,225 | 40.3 |
| 2012 | Ethan Perry | 63 | 2,804 | 44.5 |
| 2011 | Anson Kelton | 47 | 1,890 | 40.2 |
| 2010 | Anson Kelton | 43 | 1,769 | 41.1 |
| 2009 | Anson Kelton | 59 | 2,213 | 37.5 |
| 2008 | Anson Kelton | 54 | 2,230 | 41.3 |
| 2007 | Derek Wash | 64 | 2,723 | 42.5 |
| 2006 | Bryan Cortney | 39 | 1,506 | 38.6 |
| 2005 | Bryan Cortney | 62 | 2,394 | 38.6 |
| 2004 | John Braziel | 62 | 2,458 | 39.6 |
| 2003 | John Braziel | 66 | 2,568 | 38.9 |
| 2002 | Joey Biasatti | 77 | 3,060 | 39.7 |
| 2001 | Joey Biasatti | 65 | 2,757 | 42.4 |
| 2000 | Joey Biasatti | 26 | 1,081 | 41.6 |
| 1999 | Royce Huffman | 61 | 2,575 | 41.3 |
| 1998 | Royce Huffman | 63 | 2,569 | 40.8 |
| 1997 | Royce Huffman | 81 | 3,368 | 41.6 |
| 1996 | Royce Huffman | 57 | 2,431 | 42.6 |
| 1995 | Beau Stephens | 46 | 1,832 | 39.8 |
| 1994 | Beau Stephens | 46 | 1,832 | 39.8 |
| 1993 | Kevin Cordesman | 61 | 2,262 | 37.1 |
| 1992 | Kevin Cordesman | 81 | 2,911 | 35.9 |
| 1991 | Trey Becan | 36 | 1,304 | 36.2 |
| 1990 | Kevin Cordesman | 60 | 2,026 | 33.8 |
| 1989 | Rex Roberts | 46 | 1,689 | 37.0 |
| 1988 | Chris Becker | 72 | 2,913 | 40.5 |
| 1987 | Chris Becker | 59 | 2,594 | 43.9 |
| 1986 | Chris Becker | 59 | 2,717 | 46.1 |
| 1985 | Chris Becker | 75 | 3,183 | 42.4 |
| 1984 | James Gargus | 61 | 2,477 | 40.6 |
| 1983 | James Gargus | 66 | 2,828 | 42.8 |
| 1982 | James Gargus | 69 | 2,945 | 42.7 |
| 1981 | James Gargus | 59 | 2,608 | 44.2 |
| 1980 | Stan Talley | 81 | 3,387 | 41.8 |
| 1979 | Cameron Young | 83 | 3,272 | 40.9 |
| 1978 | Cameron Young | 79 | 3,246 | 41.1 |
| 1977 | Cameron Young | 77 | 3,199 | 41.5 |
| 1976 | Cameron Young | 84 | 3,230 | 38.5 |
| 1975 | Lee Cook | 60 | 2,379 | 39.7 |
| 1974 | Greg Anderson | 75 | 2,805 | 37.4 |
| 1973 | Greg Anderson | 72 | 2,745 | 38.1 |
| 1972 | Greg Anderson | 75 | 2,903 | 38.7 |
| 1971 | John Hetherly | 33 | 1,200 | 36.4 |
| 1970 | Royce Huffman | 22 | 801 | 36.4 |
| 1969 | Marty Whelan | 37 | 1,401 | 37.1 |

| Year | Player | Atts | Yds | Avg |
|------|----------------|------|--------|------|
| 1968 | Mike Hall | 51 | 2,119 | 41.6 |
| 1967 | Donnie Gibbs | 74 | 2,896 | 39.1 |
| 1966 | Donnie Gibbs | 61 | 2,613 | 42.5 |
| 1965 | Donnie Gibbs | 62 | 2,342 | 37.8 |
| 1964 | Jim Fauver | 51 | 1,836 | 36.0 |
| 1963 | Garry Thomas | 49 | 1,804 | 40.9 |
| 1962 | Garry Thomas | 41 | 1,592 | 38.8 |
| 1961 | Garry Thomas | 40 | 1,545 | 38.6 |
| 1960 | Donald George | 33 | 1,236 | 37.5 |
| 1959 | Jimmy Gilmore | 26 | 921 | 35.4 |
| 1958 | Jimmy Gilmore | 34 | 1,224 | 36.0 |
| 1957 | Jimmy Gilmore | 30 | 1,120 | 35.0 |
| 1956 | Ken Wineburg | 18 | 592 | 32.9 |
| 1955 | Ray Taylor | 25 | 883 | 35.3 |
| 1954 | Ray Taylor | 44 | 1,845 | 41.9 |
| 1953 | Ray McKown | 33 | 1,286 | 38.9 |
| 1952 | Ray McKown | 72 | 2,637 | 36.6 |
| 1951 | Ray McKown | 43 | 1,613 | 37.5 |
| 1950 | Jimmy Hickey | 38 | 1,361 | 35.8 |
| 1949 | Jimmy Hickey | 28 | 1,106 | 39.5 |
| 1948 | Leon Joslin | 65 | 2,237 | 34.4 |
| 1947 | Carl Knox | 83 | 3,302 | 41.0 |
| 1946 | Carl Knox | 36 | 1,287 | 35.8 |
| 1945 | Leon Joslin | 28 | 994 | 34.4 |
| 1944 | Ransom Jackson | 58 | 1,721 | 29.7 |
| 1943 | Jim Lucas | 61 | 2,269 | 37.2 |
| 1942 | Trotter Adams | 60 | 2,080 | 34.7 |
| 1941 | Kyle Gillespie | 37 | 1,317 | 35.6 |
| 1940 | Connie Sparks | 31 | 1,270 | 41.0 |
| 1939 | Kyle Gillespie | 37 | 1,358 | 38.8 |
| 1938 | Jack Odle | 19 | 789 | 41.5 |
| 1937 | Davey O'Brien | 64 | 2,124 | 33.1 |
| 1936 | Sam Baugh | 89 | 3,450 | 38.7 |
| 1935 | Sam Baugh | 66 | ^2,837 | 43.0 |
| 1934 | Sam Baugh | 43 | 1,821 | 42.3 |
| 1933 | Dan Harston | 40 | 1,501 | 37.5 |
| 1932 | Buster Brannon | 43 | 1,651 | 38.4 |
| 1931 | Grassy Hinton | 30 | 1,176 | 39.2 |
| 1930 | Grassy Hinton | 54 | 1,943 | 36.0 |
| 1929 | Vance Woolvine | 13 | 496 | 38.2 |

^ -Led Nation

INDIVIDUAL RETURN RECORDS (ALL-TIME)

PUNT RETURNS

RETURNS—GAME

1. 14 Cy Leland vs. Hardin-Simmons, 1930 (118 yards)
2. 10 Sammy Baugh vs. SMU, 1936 (98 yards)

RETURNS—SEASON

1. ^58 Davey O'Brien, 1937 (549 yards, 9.4 avg.)
2. 48 Cy Leland, 1930 (473 yards, 9.9 avg.)
3. 41 Brian Bonner, 2007 (535 yards, 13.0 avg.)
4. ^40 Lindy Berry, 1947 (494 yards, 12.4 avg.)
5. 39 Jeremy Kerley, 2009 (563 yds, 14.4 avg.)
^—Led Nation

RETURNS—CAREER

1. 116 Davey O'Brien, 1936-38 (1,186 yards, 10.2 avg.)
2. 104 Lindy Berry, 1946-49 (1,372 yards, 13.2 avg.)

YARDS RETURNED—GAME

1. 160 Deante' Gray vs. Grambling State, 2012 (5 atts.)
2. 146 Lindy Berry vs. Miami, 1947 (7 atts.)
3. 143 LaVar Veale vs. Nevada, 2000 (8 atts.)
4. 139 Jalen Reagor vs. Kansas, 2019 (4 atts.)
5. 123 Jeremy Kerley vs. SMU, 2009 (4 atts.)
6. 120 LaVar Veale vs. SMU, 2000 (9 atts.)
7. 119 Jim Lucas vs. Rice, 1943 (6 atts.)
8. 118 Cy Leland vs. Hardin-Simmons, 1930 (14 atts.)

YARDS RETURNED—SEASON

1. 563 Jeremy Kerley, 2009 (39 atts.)
2. 549 Davey O'Brien, 1937 (58 atts.)
3. 535 Brian Bonner, 2007 (41 atts.)
4. 494 Lindy Berry, 1947 (40 atts.)
5. 487 Jeremy Kerley, 2009 (39 atts.)

YARDS RETURNED—CAREER

1. 1,372 Lindy Berry, 1946-49 (104 atts.)
2. 1,299 Jeremy Kerley, 2007-10 (94 atts.)
3. 1,186 Davey O'Brien, 1936-38 (116 atts.)
4. 991 Sammy Baugh, 1934-36 (88 atts.)

RETURN AVERAGE—GAME

1. 52.0 Cy Leland vs. Baylor, 1929 (2 atts., 104 yards)
2. 41.0 KaVontae Turpin vs. South Dakota State, 2016 (2 atts., 82 yards)
3. 40.5 Phillip Epps vs. Texas Tech, 1981 (2 atts., 81 yards)
4. 40.0 Darius Davis vs. Southern, 2018 (2 att., 80 yards)
5. 37.3 KaVontae Turpin at SMU, 2018 (3 atts., 112 yards)

RETURN AVERAGE—SEASON (min. 10 atts)

1. 20.8 Jalen Reagor, 2019 (15 atts., 312 yards)
2. 20.4 Linzy Cole, 1969 (15 atts., 306 yards)

RETURN AVERAGE—CAREER (min. 20 atts)

1. 17.8 Jalen Reagor, 2017-19 (23 atts., 409 yards)
2. 16.0 Blanford Spearman, 1930-32 (45 atts., 721 yards)
3. 14.8 Linzy Cole, 1968-69 (22 atts., 325 yards)
4. 14.2 KaVontae Turpin, 2015-19 (52 atts., 741 yards)
5. 13.8 Jeremy Kerley, 2007-10 (94 atts., 1,299 yards)

TOUCHDOWNS RETURNED—SEASON

1. 3 Linzy Cole, 1969

TOUCHDOWNS RETURNED—CAREER

1. 4 KaVontae Turpin, 2015-18
2. 3 Darius Davis, 2018-present
3. 3 Linzy Cole, 1968-69
3. 3 Blanford Spearman, 1930-32

KICKOFF RETURNS

RETURNS—GAME

1. 8 Cory Rodgers vs. Louisville, 2004 (191 yards)
2. 7 Greg McCoy vs. SMU, 2011 (129 yards)

- 7 LaTarence Dunbar at Tulane, 2001 (151 yards)
- 6 Greg McCoy vs. Baylor, 2011 (229 yards)
- 6 LaTarence Dunbar at UAB, 2001 (106 yards)
- 6 Toby Morey vs. Texas A&M, 1990 (128 yards)
- 6 Clinton Brown vs. SMU, 1984 (163 yards)
- 6 Allen Hooker vs. Nebraska, 1975 (83 yards)

RETURNS—SEASON

1. 32 Greg McCoy, 2011
2. 31 Cory Rodgers, 2004
3. 28 B.J. Catalon, 2013
- 28 Allen Hooker, 1975
- 27 KaVontae Turpin, 2015
- 26 Toby Morey, 1990
- 25 LaTarence Dunbar, 2001
- 23 Cory Rodgers, 2003
- 23 Toby Morey, 1991
- 23 Charles Britton, 1989

RETURNS—CAREER

1. 71 KaVontae Turpin, 2015-18
- 71 Cory Rodgers, 2003-05
- 61 LaTarence Dunbar, 1998-10
- 59 Toby Morey, 1989-91
- 47 Greg McCoy, 2008-11
- 47 Allen Hooker, 1973-75

YARDS RETURNED—GAME

1. 229 Greg McCoy vs. Baylor, 2011 (6 atts.)
- 191 Cory Rodgers vs. Louisville, 2004 (8 atts.)
- 172 Jeremy Kerley vs. SMU, 2010 (5 atts.)
- 163 Skye Dawson vs. Iowa State, 2012 (5 atts.)
- 163 Clinton Brown vs. SMU, 1984 (6 atts.)
- 163 Frank Horak vs. Texas Tech, 1956 (4 atts.)

YARDS RETURNED—SEASON

1. 979 Greg McCoy, 2011 (32 atts.)
- 743 B.J. Catalon, 2013 (28 atts.)
- 729 KaVontae Turpin, 2015 (27 atts.)
- 723 Cory Rodgers, 2004 (31 atts.)
- 615 Toby Morey, 1990 (26 atts.)
- 557 Allen Hooker, 1975 (28 atts.)
- 527 Jeremy Kerley, 2010 (37 atts.)
- 526 Aaron Brown, 2008 (18 atts.)
- 515 Cory Rodgers, 2005 (17 atts.)
- 509 Cory Rodgers, 2003 (23 atts.)

YARDS RETURNED—CAREER

1. 1,985 KaVontae Turpin, 2015-18 (71 atts.)
- 1,747 Cory Rodgers, 2003-05 (71 atts.)
- 1,513 LaTarence Dunbar, 1999-02 (61 atts.)
- 1,505 Greg McCoy, 2008-11 (47 atts.)
- 1,276 Toby Morey, 1989-91 (59 atts.)
- 1,015 Aaron Brown, 2005-08 (37 atts.)
- 1,006 Jeremy Kerley, 2007-10 (37 atts.)
- 997 B.J. Catalon, 2012-14 (36 atts.)
- 947 Allen Hooker, 1973-75 (47 atts.)
- 801 Marcus Gilbert, 1979-82 (44 atts.)

RETURN AVERAGE—GAME

1. 105.0 Charlie Casper, vs. Texas 1933 (1 att., 105 yards)
- 100.0 LaTarence Dunbar vs. SMU, 2000 (1 att., 100 yards)
- 99.0 Greg McCoy vs. UNLV, 2011 (1 att., 99 yards)
- 95.0 LaTarence Dunbar vs. Nevada, 2000 (1 att., 95 yards)
- 94.0 B.J. Catalon at Baylor, 2014 (1 att., 94 yards)

RETURN AVERAGE—SEASON (min. 5 atts)

1. 35.9 Greg McCoy, 2009 (10 atts., 359 yards)
- 34.1 Reggie Hunt, 1999 (13 atts., 443 yards)
- ^33.7 LaTarence Dunbar, 2000 (15 atts., 506 yards)
- 33.4 Greg McCoy, 2010 (5 atts., 167 yards)
- 31.8 B.J. Catalon, 2014 (8 atts., 254 yards)

^—Led Nation

RETURN AVERAGE—CAREER (MIN. 20)

1. 32.02 Greg McCoy, 2008-11 (47 atts., 1,505 yards)
- 27.96 KaVontae Turpin, 2015-18 (71 atts., 1,985 yards)
- 27.69 B.J. Catalon (2012-14 (36 atts., 997 yards)
- 27.43 Aaron Brown, 2005-08 (37 atts., 1,015 yards)
- 27.19 Jeremy Kerley, 2007-10 (37 atts., 1,006 yards)
- 25.84 Jim Fauver, 1962-64 (26 atts., 672 yards)
- 24.80 LaTarence Dunbar, 1999-02 (61 atts., 1,513 yards)
- 24.61 Cory Rodgers, 2003-05 (71 atts., 1,747 yards)
- 23.95 Marcus Brock, 2003-07 (20 atts., 479 yards)
- 23.87 Darius Davis, 2018-present (24 atts., 573 yards)

TOUCHDOWNS RETURNED—SEASON

1. 2 four: Greg McCoy 2011; Cory Rodgers, 2005; LaTarence Dunbar 2000; Freddie Pouncy, 1971

TOUCHDOWNS RETURNED—CAREER

1. 3 L. Dunbar, 1999-02; G. McCoy 2008-11
2. 2 five: KaVontae Turpin, 2015-18; B.J. Catalon, 2012-14; Cory Rodgers, 2003-05; Freddie Pouncy, 1971; Red Oliver, 1930-32

COMBINED PUNT/KICK RETURNS

RETURNS—GAME

1. 15 Cy Leland vs. Hardin-Simmons, 1930 (14 PR, 1 KR; 153 yards)

RETURNS—SEASON

1. 66 Davey O'Brien, 1937 (58 PR, 8 KR; 787 yards)

RETURNS—CAREER

1. 140 Cory Rodgers, 2003-05 (71 KR, 69 PR; 2,572 yards)
- 137 Lindy Berry, 1946-49 (104 PR, 33 KR; 2,101 yards)

YARDS RETURNED—GAME

1. 229 Cory Rodgers vs. Louisville, 2004 (8 KR, 3 PR)
- 229 Greg McCoy vs. Baylor, 2011 (6 KR)

YARDS RETURNED—SEASON

1. 1,042 Jeremy Kerley, 2009 (18 KR-479 yards; 39 PR-563 yards)
- 979 Greg McCoy, 2011 (37 KR-979 yards)
- 915 Jeremy Kerley, 2010 (19 KR-527 yards; 30 PR-388 yards)
- 910 KaVontae Turpin, 2015 (27 KR-729 yards; 17 PR-181 yards)
- 906 Cory Rodgers, 2004 (31 KR-723 yards; 18 PR-183 yards)

YARDS RETURNED—CAREER

1. 2,726 KaVontae Turpin, 2015-18 (52 PR-741 yards; 71 KR-1,985 yards)
- 2,572 Cory Rodgers, 2003-05 (69 PR-825 yards; 71 KR-1,747 yards)
- 2,305 Jeremy Kerley, 2007-10 (94 PR-1,299 yards; 37 KR-1,066 yards)

TOUCHDOWNS—SEASON

1. 3 Linzy Cole, 1969 (3 punts)

TOUCHDOWNS—CAREER

1. 6 KaVontae Turpin, 2015-18 (2 kickoff; 4 punts)
- 3 Greg McCoy, 2008-11 (3 kickoffs)
- 3 LaTarence Dunbar, 1999-02 (3 kickoffs)
- 3 Linzy Cole, 1968-69 (3 punts)
- 3 Blanford Spearman, 1930-32 (3 punts)

INDIVIDUAL DEFENSIVE RECORDS (ALL-TIME)

TACKLES

TACKLES—GAME

| | | |
|-----|----|-------------------------------------|
| 1. | 30 | Scott Taft vs. UTEP, 1997 |
| | 30 | Kyle Clifton vs. Houston, 1983 |
| 3. | 29 | Scott Harris vs. Kansas State, 1985 |
| 4. | 27 | Charlie Abel vs. Baylor, 1977 |
| 5. | 25 | Jim Bayuk vs. Texas A&M, 1978 |
| 6. | 23 | Ty Summers vs. Baylor, 2015 |
| | 23 | Kyle Clifton vs. Texas, 1983 |
| | 23 | Kyle Clifton vs. SMU, 1983 |
| | 23 | Kevin Dean vs. North Texas, 1985 |
| 10. | 22 | Joe Hines vs. SMU, 1982 |

TACKLES—SEASON

| | | |
|-----|-----|---|
| 1. | 189 | Kyle Clifton, 1983 (82 UT, 107 AT) |
| 2. | 179 | Darrell Patterson, 1980 (47 UT, 132 AT) |
| 3. | 167 | Kelvin Newton, 1980 (38 UT, 129 AT) |
| 4. | 161 | Jim Bayuk, 1978 (68 UT, 93 AT) |
| 5. | 153 | Joseph Phipps 1998 (95 UT, 58 AT) |
| 6. | 144 | Reggie Anderson, 1993 (63 UT, 81 AT) |
| 7. | 139 | Joe Hines, 1981 (91 UT, 48 AT) |
| | 139 | Kevin Dean, 1985 (56 UT, 83 AT) |
| 9. | 138 | Scott Harris, 1985 (60 UT, 78 AT) |
| 10. | 136 | Paul Dawson, 2014 (81 UT, 55 AT) |
| | 136 | Floyd Terrell, 1987 (85 UT, 51 AT) |

TACKLES—CAREER

| | | |
|-----|-----|---------------------------------|
| 1. | 544 | Darrell Patterson, 1979-82 |
| 2. | 392 | Reggie Anderson, 1990-91, 93-94 |
| 3. | 391 | Kent Tramel, 1983-87 |
| 4. | 382 | Lenoy Jones, 1992-95 |
| 5. | 374 | Falanda Newton, 1985-88 |
| 6. | 371 | Brad Smith, 1989-92 |
| 7. | 366 | Kelvin Newton, 1977-80 |
| 8. | 365 | Kevin Dean, 1983-86 |
| 9. | 361 | Jim Bayuk, 1977-80 |
| 10. | 358 | Greg Evans, 1990-93 |

UNASSISTED TACKLES—GAME

| | | |
|----|----|--|
| 1. | 21 | Scott Taft vs. UTEP, 1997 |
| 2. | 16 | Joe Hines vs. Texas, 1981 |
| 3. | 15 | three players, last: Kyle Clifton vs. Houston, 1983 |

UNASSISTED TACKLES—SEASON

| | | |
|----|----|-------------------------|
| 1. | 95 | Joseph Phipps, 1998 |
| 2. | 93 | Darrell Patterson, 1981 |
| 3. | 91 | Joe Hines, 1981 |
| 4. | 85 | Reggie Hunt, 1998 |
| | 85 | Floyd Terrell, 1987 |
| 6. | 82 | Kyle Clifton, 1983 |

UNASSISTED TACKLES—CAREER

| | | |
|----|-----|---------------------------------|
| 1. | 286 | Darrell Patterson, 1979-82 |
| 2. | 246 | Falanda Newton, 1985-88 |
| 3. | 217 | Lenoy Jones, 1992-95 |
| 4. | 211 | Reggie Anderson, 1990-91, 93-94 |
| 5. | 210 | Greg Evans, 1990-93 |
| 6. | 195 | Travin Howard, 2014-17 |
| | 195 | Reggie Hunt, 1996-99 |
| 8. | 194 | Jason Phillips, 2005-08 |
| | 194 | Curtis Fuller, 1998-00 |
| | 194 | Kent Tramel, 1983-87 |

ASSISTED TACKLES—GAME

| | | |
|----|----|--|
| 1. | 20 | Scott Harris vs. Kansas State, 1985 |
| 2. | 17 | Jim Bayuk vs. Texas Tech, 1978 |
| 3. | 16 | Ty Summers vs. Baylor, 2015 |
| | 16 | Kyle Clifton vs. SMU, 1983 |
| 5. | 15 | three players, last: Kyle Clifton vs. Houston, 1983 |

ASSISTED TACKLES—SEASON

| | | |
|----|-----|-------------------------|
| 1. | 132 | Darrell Patterson, 1980 |
| 2. | 129 | Kelvin Newton, 1980 |
| 3. | 107 | Kyle Clifton, 1983 |

ASSISTED TACKLES—CAREER

| | | |
|----|-----|----------------------------|
| 1. | 258 | Darrell Patterson, 1979-82 |
| 2. | 241 | Jim Bayuk, 1977-80 |

| | | |
|----|-----|---------------------------------|
| 3. | 229 | Kelvin Newton, 1977-80 |
| 4. | 217 | Kevin Dean, 1983-86 |
| 5. | 197 | Kent Tramel, 1983-87 |
| 6. | 183 | Brad Smith, 1989-92 |
| 7. | 181 | Reggie Anderson, 1990-91, 93-94 |
| 8. | 178 | Michael Moulton, 1991-94 |

TACKLES FOR LOSS

TACKLE FOR LOSS YARDS—SEASON

| | | |
|----|-----|-------------------------|
| 1. | 125 | Jerry Hughes, 2008 |
| 2. | 120 | Bo Schobel, 2003 |
| | 120 | LaMarcus McDonald, 2002 |
| 4. | 108 | LaMarcus McDonald, 2001 |
| 5. | 94 | Vincent Pryor, 1994 |
| 6. | 91 | Devonte Fields, 2012 |
| 7. | 90 | Chase Ortiz, 2007 |
| 8. | 85 | Brandon Williams, 2003 |
| 9. | 83 | Tommy Blake, 2006 |
| | 83 | Royal West, 1994 |

TACKLE FOR LOSS YARDS—CAREER

| | | |
|-----|-----|----------------------------|
| 1. | 236 | LaMarcus McDonald, 2000-02 |
| 2. | 230 | Jerry Hughes, 2006-09 |
| 3. | 216 | Aaron Schobel, 1997-00 |
| 4. | 207 | Chase Ortiz, 2004-07 |
| 5. | 211 | Tommy Blake, 2004-07 |
| 6. | 209 | Royal West, 1991-94 |
| 7. | 205 | Bo Schobel, 2000-03 |
| 8. | 190 | Vincent Pryor, 1991-94 |
| 9. | 179 | Roosevelt Collins, 1988-91 |
| 10. | 152 | Marvin Godbolt, 2001-04 |

QUARTERBACK SACKS

SACKS—GAME

| | | |
|----|-----|------------------------------------|
| 1. | 5.5 | Mat Boesen vs. Baylor, 2017 |
| 2. | 4.5 | Vincent Pryor vs. Texas Tech, 1994 |
| | 4.5 | David Spradlin vs. Baylor, 1987 |
| 4. | 4.0 | Jerry Hughes vs. BYU, 2008 |

SACKS—SEASON

| | | |
|----|------|----------------------------------|
| 1. | 17.0 | Bo Schobel, 2003 (101 yards) |
| 2. | 15.0 | Jerry Hughes, 2008 (113 yards) |
| 3. | 11.5 | Mat Boesen, 2017 (71 yards) |
| | 11.5 | Jerry Hughes, 2009 (72 yards) |
| 5. | 10.0 | Devonte Fields, 2012 (74 yards) |
| | 10.0 | Aaron Schobel, 1999 (63 yards) |
| 7. | 9.5 | Chris Piland, 1995 (50 yards) |
| 8. | 9.0 | Ochaun Mathis, 2020 (62 yards) |
| | 9.0 | Josh Carraway, 2015 (41 yards) |
| | 9.0 | Stansly Maponga, 2011 (54 yards) |
| | 9.0 | Chase Ortiz, 2007 (70 yards) |
| | 9.0 | Chase Ortiz, 2005 (64 yards) |
| | 9.0 | Royal West, 1993 (58 yards) |

SACKS—CAREER

| | | |
|----|------|--|
| 1. | 31.0 | Aaron Schobel, 1997-00 (220 yards) |
| 2. | 28.5 | Jerry Hughes, 2006-09 (207 yards) |
| | 28.5 | Bo Schobel, 2000-03 (155 yards) |
| 4. | 23.0 | Tommy Blake, 2004-07 (154 yards) |
| 5. | 22.0 | Royal West, 1991-94 (138 yards) |
| 6. | 20.5 | Chase Ortiz, 2004-07 (154 yards) |
| 7. | 19.0 | Josh Carraway, 2012, 14-16 (111 yards) |
| 8. | 18.0 | Roosevelt Collins, 1988-91 (108 yards) |

SACK YARDS—GAME

| | | |
|----|----|-------------------------------------|
| 1. | 34 | Vincent Pryor, vs. Texas Tech, 1994 |
|----|----|-------------------------------------|

SACK YARDS—SEASON

| | | |
|-----|-----|-------------------------------------|
| 1. | 113 | Jerry Hughes, 2008 (15.0 sacks) |
| 2. | 101 | Bo Schobel, 2003 (17.0 sacks) |
| 3. | 74 | Devonte Fields, 2012 (10.0 sacks) |
| | 74 | LaMarcus McDonald, 2002 (8.5 sacks) |
| 5. | 72 | Jerry Hughes, 2009 (11.5 sacks) |
| 6. | 71 | Mat Boesen, 2017 (11.5 sacks) |
| 7. | 70 | Chase Ortiz, 2007 (9.0 sacks) |
| 8. | 65 | Aaron Schobel, 1998 (7.5 sacks) |
| | 65 | Vincent Pryor, 1994 (8.0 sacks) |
| 10. | 64 | Chase Ortiz, 2005 (9.0 sacks) |

INTERCEPTIONS

INTERCEPTIONS—GAME

| | | |
|----|---|----------------------------------|
| 1. | 3 | Joseph Phipps vs. Oklahoma, 1998 |
| | 3 | Allen Hooker vs. Rice, 1975 |
| | 3 | Ronald Fraley vs. Baylor, 1952 |
| | 3 | Homer Tompkins vs. Kansas, 1949 |
| | 3 | Hubert Dennis vs. Rice, 1930 |

INTERCEPTIONS—SEASON

| | | |
|----|---|---|
| 1. | 8 | Jason Goss, 2002 |
| | 8 | Sean Thomas, 1984 |
| | 8 | Ronald Fraley, 1952 |
| 4. | 7 | four players, last: Chris Hackett, 2014 |

INTERCEPTIONS—CAREER

| | | |
|----|----|-------------------------|
| 1. | 18 | Ronald Fraley, 1951-53 |
| 2. | 16 | Davey O'Brien 1936-38 |
| | 16 | Jimmy Lawrence, 1933-35 |
| 4. | 15 | Falanda Newton, 1985-88 |
| 5. | 14 | Jason Goss, 1999-02 |
| | 14 | Greg Evans, 1990-93 |
| 7. | 13 | Sam Carter, 2012-14 |
| | 13 | Darrell Lester, 1933-35 |

INTERCEPTION RETURN YARDS—GAME

| | | |
|----|-----|---------------------------------------|
| 1. | 104 | Lyle Blackwood vs. Washington, 1971 |
| 2. | 99 | Quincy Butler vs. Southern Miss, 2004 |
| 3. | 98 | Vernon Scott at Oklahoma, 2019 |
| 4. | 94 | Jeff Gladney vs. Texas Tech, 2017 |
| 5. | 91 | Sam Carter vs. SMU, 2013 |

INTERCEPTION RETURN YARDS—SEASON

| | | |
|----|-----|-------------------------------|
| 1. | 155 | Lyle Blackwood, 1971 (5 Int.) |
| 2. | 131 | Chris Hackett, 2014 (7 Int.) |
| 3. | 128 | John Richards, 1965 (5 Int.) |

INTERCEPTION RETURN YARDS—CAREER

| | | |
|----|-----|-----------------------------------|
| 1. | 274 | Falanda Newton, 1985-88 (15 Int.) |
| 2. | 242 | Greg Evans, 1990-93 (14 Int.) |
| 3. | 195 | Sam Carter, 2012-14 (13 Int.) |

RETURN AVERAGE—GAME (MIN. 2 INT.)

| | | |
|----|------|-------------------------------------|
| 1. | 52.0 | Lyle Blackwood vs. Washington, 1971 |
|----|------|-------------------------------------|

RETURN AVERAGE—SEASON (MIN. 5 INT.)

| | | |
|----|------|------------------------------|
| 1. | 31.0 | Lyle Blackwood, 1971 (5-155) |
|----|------|------------------------------|

RETURN AVERAGE—CAREER (MIN. 8 INT.)

| | | |
|----|------|--------------------------------|
| 1. | 23.1 | Lindy Berry, 1946-49 (8-185) |
| 2. | 18.9 | John Richards, 1964-66 (9-170) |

TOUCHDOWNS RETURNED—SEASON

| | | |
|----|---|----------------------|
| 1. | 2 | Elisha Olabode, 2012 |
| | 2 | Tank Carder, 2011 |
| | 2 | Billy Fondren, 1968 |

TOUCHDOWNS RETURNED—CAREER

| | | |
|----|---|--------------------------|
| 1. | 3 | Tank Carder, 2008-2011 |
| 2. | 2 | Derrick Kindred, 2012-15 |
| | 2 | Elisha Olabode, 2010-13 |
| | 2 | Tony Rand, 1989-92 |
| | 2 | Billy Fondren, 1967-69 |
| | 2 | Charlie Casper, 1932-34 |

LONGEST INTERCEPTION RETURNS

| | | |
|----|----|---------------------------------------|
| 1. | 99 | Quincy Butler vs. Southern Miss, 2004 |
| 2. | 98 | Vernon Scott at Oklahoma, 2019 |
| 3. | 94 | Jeff Gladney vs. Texas Tech, 2017 |
| 4. | 85 | Falanda Newton vs. Houston, 1986 |
| 5. | 83 | Lyle Blackwood vs. Washington, 1971 |

FUMBLE RETURNS

LONGEST FUMBLE RETURNS

| | | |
|----|----|-----------------------------------|
| 1. | 95 | Larry Terrell vs. Rice, 1959 |
| 2. | 89 | Charlie Owens vs. Texas A&M, 2001 |
| 3. | 80 | Robert Lyles vs. Texas, 1983 |

OPPONENT TEAM OFFENSIVE RECORDS (ALL-TIME)

RUSHING

CARRIES—GAME

1. ____ 85 ____ at Arkansas ____ Oct. 4, 1980

FEWEST CARRIES—GAME

1. ____ 15 ____ Texas Tech ____ Sept. 16, 2006
 ____ 15 ____ Arkansas ____ Oct. 1, 1938

CARRIES—SEASON

1. ____ 714 ____ 1980

FEWEST CARRIES—SEASON

1. ____ 325 ____ 1938

RUSHING YARDS—GAME

1. ____ 606 ____ Texas A&M ____ Nov. 19, 1977
 2. ____ 518 ____ at Texas A&M ____ Nov. 20, 1976
 3. ____ 517 ____ at Texas ____ Nov. 15, 1969
 4. ____ 507 ____ at Houston ____ Nov. 1, 1980

FEWEST RUSHING YARDS—GAME

1. ____ -53 ____ Tulane ____ Nov. 9, 2002
 2. ____ -47 ____ Louisville ____ Nov. 23, 2001
 3. ____ -34 ____ SMU ____ Nov. 30, 1957
 4. ____ -32 ____ at Hardin-Simmons ____ Nov. 4, 1932
 5. ____ -25 ____ Kansas ____ Nov. 21, 2017
 6. ____ -26 ____ at Louisville ____ Oct. 19, 2002
 ____ -26 ____ UT Arlington ____ Sept. 18, 1971
 8. ____ -23 ____ USC ____ Dec. 31, 1998
 9. ____ -20 ____ Northern Illinois ____ Dec. 19, 2006
 10. ____ -16 ____ SMU ____ Oct. 3, 2009
 ____ -16 ____ East Carolina ____ Dec. 22, 1999

RUSHING YARDS—SEASON

1. ____ 3,419 ____ 1980

FEWEST RUSHING YARDS—SEASON

1. ____ 476 ____ 1932

HIGHEST AVERAGE PER CARRY—GAME

1. ____ 8.4 ____ at Texas A&M ____ Nov. 20, 1976

LOWEST AVERAGE PER CARRY—GAME

1. ____ -2.3 ____ Tulane ____ Nov. 9, 2002
 2. ____ -1.5 ____ SMU ____ Nov. 30, 1957

LOWEST AVERAGE PER CARRY—SEASON

1. ____ 1.72 ____ 2008
 2. ____ ^1.98 ____ 2002
 3. ____ 2.16 ____ 2006
 4. ____ 2.35 ____ 2000

[^]-Led Nation

TOUCHDOWNS RUSHING—GAME

1. ____ 8 ____ Texas ____ Nov. 16, 1974

TOUCHDOWNS RUSHING—SEASON

1. ____ 38 ____ 1977

FEWEST TOUCHDOWNS RUSHING—SEASON

1. ____ 0 ____ 1932

FIRST DOWNS RUSHING—GAME

1. ____ 27 ____ at Houston ____ Nov. 1, 1980

FEWEST FIRST DOWNS RUSHING—GAME

1. ____ 0 ____ SMU ____ Oct. 3, 2009
 ____ 0 ____ Northern Illinois ____ Dec. 19, 2006
 ____ 0 ____ at Arizona ____ Sept. 27, 2003
 ____ 0 ____ Fresno State ____ Oct. 10, 1998
 ____ 0 ____ at Hardin-Simmons ____ Oct. 4, 1930
 ____ 0 ____ at Texas A&M ____ Oct. 18, 1930

FIRST DOWNS RUSHING—SEASON

1. ____ 180 ____ 1984

FEWEST FIRST DOWNS RUSHING—SEASON

1. ____ 35 ____ 2008
 2. ____ 41 ____ 1942

PASSING

ATTEMPTS—GAME

1. ____ 72 ____ Houston ____ Nov. 4, 1989
 2. ____ 65 ____ at Houston ____ Oct. 31, 1992
 3. ____ 63 ____ Houston ____ Oct. 30, 1993
 4. ____ 62 ____ Northwestern ____ Sept. 2, 2004
 ____ 62 ____ at New Mexico ____ Sept. 10, 1994
 ____ 62 ____ Houston ____ Nov. 23, 1991
 7. ____ 60 ____ BYU ____ Sept. 19, 1987
 8. ____ 56 ____ at Houston ____ Nov. 3, 1990
 ____ 56 ____ Baylor ____ Oct. 27, 1984
 10. ____ 55 ____ at Baylor ____ Oct. 11, 2014
 ____ 55 ____ at West Virginia ____ Nov. 3, 2012
 ____ 55 ____ at Hawai'i ____ Oct. 30, 1999

FEWEST ATTEMPTS—GAME

1. ____ 0 ____ Kansas ____ Sept. 20, 1947
 2. ____ 1 ____ at Texas A&M ____ Oct. 20, 1956

ATTEMPTS—SEASON

1. ____ 465 ____ 2007
 2. ____ 445 ____ 2014
 3. ____ 442 ____ 2015
 4. ____ 436 ____ 2017
 5. ____ 434 ____ 2012

FEWEST ATTEMPTS—SEASON

1. ____ 99 ____ 1954

COMPLETIONS—GAME

1. ____ 42 ____ at Houston ____ Oct. 31, 1992
 ____ 42 ____ Houston ____ Nov. 4, 1989
 3. ____ 39 ____ Northwestern ____ Sept. 2, 2004
 4. ____ 37 ____ Houston ____ Oct. 7, 1995
 ____ 37 ____ at New Mexico ____ Sept. 10, 1994
 ____ 37 ____ at Houston ____ Nov. 3, 1990
 ____ 37 ____ at Houston ____ Oct. 29, 1988
 8. ____ 33 ____ at Texas A&M ____ Nov. 20, 1982
 9. ____ 32 ____ at West Virginia ____ Nov. 3, 2012
 ____ 32 ____ BYU ____ Sept. 19, 1987

FEWEST COMPLETIONS—GAME

1. ____ 0 ____ many times, last: Rice ____ 1962

COMPLETIONS—SEASON

1. ____ 250 ____ 2007
 2. ____ 244 ____ 2016
 3. ____ 239 ____ 2018
 4. ____ 234 ____ 2011
 5. ____ 231 ____ 2012
 ____ 231 ____ 2004

FEWEST COMPLETIONS—SEASON

1. ____ 34 ____ 1956

YARDS—GAME

1. ____ 563 ____ at Houston ____ Nov. 3, 1990
 2. ____ 517 ____ at BYU ____ Sept. 24, 2005
 3. ____ 513 ____ Northwestern ____ Sept. 2, 2004
 4. ____ 510 ____ at Baylor ____ Oct. 11, 2014
 5. ____ 490 ____ at BYU ____ Oct. 15, 1988
 6. ____ 471 ____ at Texas Tech ____ Sept. 18, 2004
 7. ____ 449 ____ at Texas Tech ____ Nov. 9, 1985
 8. ____ 443 ____ at Houston ____ Oct. 30, 1976
 9. ____ 434 ____ at Houston ____ Oct. 25, 2003
 10. ____ 429 ____ Houston ____ Nov. 23, 1991

FEWEST YARDS—GAME

1. ____ 0 ____ many times

YARDS—SEASON

1. ____ 3,344 ____ 2004
 2. ____ 3,325 ____ 2003
 3. ____ 3,185 ____ 2017
 4. ____ 3,106 ____ 2016
 5. ____ 3,029 ____ 2014

FEWEST YARDS—SEASON

1. ____ 497 ____ 1956

PASSES INTERCEPTED—GAME

1. ____ 9 ____ Howard Payne ____ Sept. 21, 1935
 2. ____ 8 ____ at Centenary ____ Oct. 26, 1935
 3. ____ 7 ____ Baylor ____ Nov. 2, 1968
 ____ 7 ____ Rice ____ Nov. 12, 1930
 5. ____ 6 ____ many times

PASSES INTERCEPTED—SEASON

1. ____ 45 ____ 1935

FEWEST PASSES INTERCEPTED—SEASON

1. ____ 3 ____ 1974

TOUCHDOWN PASSES—GAME

1. ____ 7 ____ Texas Tech ____ Oct. 20, 2012
 ____ 7 ____ at Houston ____ Nov. 3, 1990

TOUCHDOWN PASSES—SEASON

1. ____ 29 ____ 2004

FEWEST TOUCHDOWN PASSES—SEASON

1. ____ 3 ____ 1932

FIRST DOWNS PASSING—GAME

1. ____ 20 ____ at BYU ____ Sept. 24, 2005
 ____ 20 ____ at Tulane ____ Sept. 13, 1986

FEWEST FIRST DOWNS PASSING—GAME

1. ____ 0 ____ many times, last: New Mexico ____ 2011

FIRST DOWNS PASSING—SEASON

1. ____ 141 ____ 2004

FEWEST FIRST DOWNS PASSING—SEASON

1. ____ 19 ____ 1956 and 1938

OPPONENT TEAM OFFENSIVE RECORDS (ALL-TIME)

TOTAL OFFENSE

OFFENSIVE PLAYS—GAME

1. 109 Baylor (54 R, 55 P) 2014
2. 105 New Mexico 1994 (43 R, 62 P)
3. 103 Texas A&M 1986 (68 R, 35 P)

FEWEST PLAYS—GAME

1. 28 Kansas 1947 (28 R, 0 P)

OFFENSIVE PLAYS—SEASON

1. 1,004 2015 (562 R, 442 P)

FEWEST PLAYS—SEASON

1. 496 1937 (329 R, 167 P)

FIRST DOWNS—GAME

1. 39 at Baylor Oct. 11, 2014
2. 38 at Texas A&M Nov. 22, 1986
3. 37 at Arkansas Oct. 4, 1980
4. 35 at Oklahoma Nov. 13, 2021
5. 34 at Houston Nov. 3, 1990
6. 33 at BYU Sept. 24, 2005
7. 32 at Texas Tech Sept. 26, 2015
- 32 Northwestern Sept. 2, 2004
- 32 at New Mexico Sept. 10, 1994
- 32 Baylor Oct. 27, 1984
- 32 at Baylor Oct. 24, 1981
- 32 at Penn State Oct. 23, 1971
- 32 at Texas Nov. 15, 1969

FEWEST FIRST DOWNS—GAME

1. 0 at Hardin-Simmons Oct. 4, 1930
- 0 at Texas A&M Oct. 18, 1930
3. 1 Austin College Oct. 22, 1932
- 1 at Hardin-Simmons Nov. 4, 1932
5. 2 8 times, last: Kansas, Sept. 20, 1947

FIRST DOWNS—SEASON

1. 273 2015

FEWEST FIRST DOWNS—SEASON

1. 60 1932

FIRST DOWNS BY PENALTY—GAME

1. 6 at Texas Tech Sept. 26, 2015
- 6 at Kansas State Oct. 10, 2015
- 6 UT-Arlington Sept. 19, 1981

FIRST DOWNS BY PENALTY—SEASON

1. 35 2015

FEWEST FIRST DOWNS BY PENALTY—SEASON

1. 2 1937

TOTAL OFFENSE YARDS—GAME

1. 827 at Houston Nov. 3, 1990
2. 782 at Baylor Oct. 11, 2014
3. 705 at Texas A&M Nov. 22, 1986
4. 699 at Texas Tech Nov. 9, 1985
5. 687 Texas A&M Nov. 19, 1977
6. 684 at Houston Oct. 25, 2003
7. 658 Arkansas Oct. 3, 1970
8. 651 at Texas Nov. 15, 1969
9. 637 Northwestern Sept. 2, 2004
10. 636 SMU Sept. 28, 1985

FEWEST TOTAL OFFENSE YARDS—GAME

1. -32 at Hardin-Simmons Nov. 4, 1932
2. 5 at Texas Tech Sept. 24, 1955
3. 8 Texas Tech Oct. 25, 1930
4. 12 at Arkansas Oct. 4, 1941
- 12 at Texas A&M Oct. 18, 1930

TOTAL OFFENSE YARDS OFFENSE—SEASON

1. 5,547 2016
- 5,179 2015

FEWEST TOTAL OFFENSE YARDS—SEASON

1. 1,093 1932

SCORING

POINTS SCORED—GAME

1. 81 Texas Nov. 16, 1974

POINTS SCORED—SEASON

1. 434 1977

FEWEST POINTS SCORED—SEASON

1. 55 1966

TOUCHDOWNS SCORED—GAME

1. 11 Texas Nov. 16, 1974

TOUCHDOWNS SCORED—SEASON

1. 55 1977

FEWEST TOUCHDOWNS SCORED—SEASON

1. 3 1932

FIELD GOALS ATTEMPTED—GAME

1. 6 Northwestern Sept. 2, 2004
- 6 Tulsa Oct. 18, 1980

FIELD GOALS ATTEMPTED—SEASON

1. 30 1981

FEWEST FIELD GOALS ATTEMPTED—SEASON

1. 0 1953

FIELD GOALS MADE—GAME

1. 5 at Oklahoma State Oct. 27, 2012
- 5 at Arkansas Oct. 1, 1988

FIELD GOALS MADE—SEASON

1. 24 2013

FEWEST FIELD GOALS MADE—SEASON

1. 0 7 times, last: 1957

PATS ATTEMPTED—GAME

1. 11 Texas Nov. 16, 1974

PATS ATTEMPTED—SEASON

1. 56 1976 (made 53)

FEWEST PATS ATTEMPTED—SEASON

1. 3 1932

PATS MADE—GAME

1. 10 at Texas Tech Sept. 18, 2004
- 10 Texas Nov. 16, 1974

PATS MADE—SEASON

1. 53 1976

FEWEST PATS MADE—SEASON

1. 0 1932

PUNTING

PUNTS—GAME

1. 20 Mississippi State Oct. 24, 1936
2. 18 Tulsa Nov. 11, 1939

FEWEST PUNTS—GAME

1. 0 at Houston Nov. 1, 1980

PUNTS—SEASON

1. 138 1936

FEWEST PUNTS—SEASON

1. 36 1961

TURNOVERS

TURNOVERS—GAME

1. 10 Kansas (6 int., 4 fum.) Sept. 18, 1949
2. 9 at Houston (5 int., 4 fum.) Oct. 31, 1992

FUMBLES

FUMBLES—GAME

1. 11 at Centenary Nov. 6, 1937 (lost 7)
2. 10 at Houston Oct. 30, 1976 (lost 5)

FUMBLES—SEASON

1. 53 1974

FEWEST FUMBLES—SEASON

1. 9 1995

FUMBLES LOST—GAME

1. 7 at Texas A&M Oct. 21, 1944 (9 total)
- 7 at Centenary Nov. 6, 1937 (11 total)
3. 6 at Northwestern Sept. 7, 2002 (6 total)
4. 5 many times

FUMBLES LOST—SEASON

1. 27 1978

OPPONENT INDIVIDUAL OFFENSIVE RECORDS (ALL-TIME)

INDIVIDUAL PASSING

ATTEMPTS—GAME

- 65 Jimmy Klingler, Houston, 1992
- 63 Andre Ware, Houston, 1989
- 62 Brett Basanez, Northwestern, 2004
- 62 Stoney Case, New Mexico, 1994
- 62 David Klingler, Houston, 1991
- 55 Bryce Petty, Baylor, 2014
- 55 Dan Robinson, Hawai'i, 1999
- 55 Tom Muecke, Baylor, 1984
- 54 Geno Smith, West Virginia, 2012
- 53 David Klingler, Houston, 1990

COMPLETIONS—GAME

- 42 Andre Ware, Houston, 1989
- 42 Jimmy Klingler, Houston, 1992
- 39 Brett Basanez, Northwestern, 2004
- 37 Stoney Case, New Mexico, 1994
- 36 David Klingler, Houston, 1990
- 35 Chuck Clements, Houston, 1995
- 32 Geno Smith, West Virginia, 2012
- 32 Gary Kubiak, Texas A&M, 1982
- 31 Ryan Willis, Kansas, 2016
- 31 Dan Freiburger, SMU, 1992
- 31 Shawn Bell, Baylor, 2006

YARDS—GAME

- 563 David Klingler, Houston, 1990
- 517 John Beck, BYU, 2005
- 513 Brett Basanez, Northwestern, 2004
- 510 Bryce Petty, Baylor, 2014
- 490 Sean Covey, BYU, 1988
- 477 Andre Ware, Houston, 1989
- 441 Sonny Cumbie, Texas Tech, 2004
- 434 Kevin Kolb, Houston, 2003
- 429 David Klingler, Houston, 1991
- 422 Billy Tolliver, Texas Tech, 1985

TOUCHDOWNS PASSING—GAME

- 7 Seth Doege, Texas Tech, 2012
- 7 David Klingler, Houston, 1990
- 6 Bryce Petty, Baylor, 2014
- 6 Andre Ware, Houston, 1989

COMPLETION PERCENTAGE—GAME (MIN. 15 ATT.)

- 80.0 Matt Kiefer, Missouri, 1990
(28-of-35)
- 80.0 Bubba McGallion, Houston, 1976
(12-of-15)
- 79.2 Brock Purdy, Iowa State, 2019
(19-of-24)
- 77.7 Roch Hontas, Tulane, 1979
(28-of-36)
- 77.7 Robert Griffin III, Baylor, 2011
(21-of-27)

PASSES INTERCEPTED—GAME

- 5 Jimmy Klingler, Houston, 1992
- 5 Tommy Kramer, Rice, 1975
- 5 Chuck Hixson, SMU, 1970
- 5 Jim Barnes, Centenary, 1940

INDIVIDUAL RUSHING

CARRIES—GAME

- 43 Anthony Hutchison, Texas Tech, 1982
- 37 Johnny Hector, Texas A&M, 1980
- 36 Keylon Kincade, SMU, 2002
- 36 Eric Metcalf, Texas, 1987
- 35 Bijan Robinson, Texas, Oct. 3, 2021
- 35 Trevor Cobb, Rice, 1992

YARDS—GAME

- 242 Breece Hall, Iowa State, 2021
- 233 Bam Morris, Texas Tech, 1993
- 230 Curtis Dickey, Texas A&M, 1978
- 226 Sloan Hood, Houston, 1985
- 223 Chubba Hubbard, Oklahoma State, 2019

TOUCHDOWNS RUSHING—GAME

- 5 Billy Taylor, Texas Tech, 1977

YARDS PER CARRY—GAME (min. 10 att)

- 13.4 Breece Hall, Iowa State, 2021
- 12.3 June Henley, Kansas, 1995
- 12.1 Darren Lewis, Texas A&M, 1987
- 11.6 Jerry Eckwood, Arkansas, 1975
- 11.5 Earnest Jackson, Texas A&M, 1981

INDIVIDUAL RECEIVING

RECEPTIONS—GAME

- 19 Manny Hazard, Houston, 1989
- 13 Brent Leonard, Louisiana-Monroe, 2011
- 13 Manny Hazard, Houston, 1990
- 13 Tom Waddle, Boston College, 1988
- 12 Darius Johnson, SMU, 2011
- 12 Kendall Wright, Baylor, 2011
- 12 Mark Philmore, Northwestern, 2004
- 12 Jason Phillips, Houston, 1987
- 11 Tyler Lockett, Kansas State, 2014
- 11 Jeremy Johnson, SMU, 2013
- 11 Tavon Austin, West Virginia, 2012
- 11 Jovon Bouknight, Wyoming, 2005
- 11 Will Ursin, Tulane, 1993
- 11 Sam Smith, Houston, 1992
- 11 James Grant, Houston, 1991
- 11 James Dixon, Houston, 1988
- 11 Jason Phillips, Houston, 1988
- 11 Earl Cooper, Rice, 1979

RECEIVING YARDS—GAME

- 257 Dennis Northcutt, Arizona, 1999
- 232 Brandon Middleton, Houston, 2003
- 215 Sterling Shepard, Oklahoma, 2014
- 211 Jarrett Hicks, Texas Tech, 2004
- 206 Manuel Johnson, Oklahoma, 2008
- 202 Jonathan Fields, Northwestern, 2004
- 202 Matt Bellini, BYU, 1988
- 201 Stanley Morgan, Tennessee, 1973
- 196 Jake Wienieke, South Dakota State, 2016
- 194 Manny Hazard, Houston, 1989

TOUCHDOWNS RECEPTIONS—GAME

- 4 Don Bass, Houston, 1976
- 3 Jadon Haselwood, Oklahoma, 2021
- 3 JJ Arcega-Whiteside, Stanford, 2017
- 3 James Washington, Oklahoma State, 2015
- 3 Eric Ward, Texas Tech, 2012
- 3 Josh Lenz, Iowa State, 2012
- 3 Manuel Johnson, Oklahoma, 2008
- 3 Todd Watkins, BYU, 2005
- 3 Jonathan Fields, Northwestern, 2004
- 3 Dennis Northcutt, Arizona, 1999
- 3 Raymond Bonner, Baylor, 1992
- 3 Michael Grant, Houston, 1990
- 3 Manny Hazard, Houston, 1989
- 3 Ansel Cole, Texas Tech, 1985
- 3 Alton Baldwin, Arkansas, 1945

AVG. GAIN PER RECEPTION—GAME (MIN. 3 REC.)

- 41.7 Vincent Brown, San Diego State, 2010
(4-for-167 yards)
- 41.2 Manuel Johnson, Oklahoma, 2008
(5-for-206 yards)
- 38.7 Brandon Middleton, Houston, 2003
(6-for-232 yards)
- 38.6 Tom Scott, Washington, 1971
(3-for-116 yards)
- 38.6 Mark Zeno, Tulane, 1986
(3-for-116 yards)

INDIVIDUAL TOTAL OFFENSE

PLAYS—GAME

- 78 David Klingler, Houston, 1991
- 77 Stoney Case, New Mexico, 1994
- 70 Jimmy Klingler, Houston, 1992
- 69 Brett Basanez, Northwestern, 2004
- 67 Andre Ware, Houston, 1989
- 65 Bryce Petty, Baylor, 2014
- 64 Geno Smith, West Virginia, 2012
- 63 David Klingler, Houston, 1990
- 63 Tom Muecke, Baylor, 1984

TOTAL OFFENSE YARDS—GAME

- 625 David Klingler, Houston, 1990
- 578 Kevin Kolb, Houston, 2003
- 548 Brett Basanez, Northwestern, 2004
- 533 Bryce Petty, Baylor, 2014
- 509 John Beck, BYU, 2005
- 507 Andre Ware, Houston, 1989
- 484 Terrence Jones, Tulane, 1986
- 479 Sean Covey, BYU, 1988
- 464 Stoney Case, New Mexico, 1994
- 435 Sonny Cumbie, Texas Tech, 2004

TOUCHDOWNS RESPONSIBLE FOR—GAME

- 7 Seth Doege, Texas Tech, 2012
- 7 David Klingler, Houston, 1990
- 6 Bryce Petty, Baylor, 2014
- 6 Andre Ware, Houston, 1989
- 5 Robert Griffin III, Baylor, 2011
- 5 John Beck, BYU, 2005
- 5 Richard Irvin, Tulane, 2004
- 5 Darrrell Hackney, UAB, 2004
- 5 Kevin Kolb, Houston, 2003
- 5 Billy Joe Tolliver, Texas Tech, 1985
- 5 Billy Taylor, Texas Tech, 1977

TOUCHDOWNS SCORED—GAME

- 5 Billy Taylor, Texas Tech, 1977
- 4 many times

INDIVIDUAL KICKING

FIELD GOALS ATTEMPTED—GAME

- 6 Brian Huffman, Northwestern, 2004
- 6 Stu Crum, Tulsa, 1980
- 5 five different players

FIELD GOALS MADE—GAME

- 5 Quinn Sharp, Oklahoma State, 2012
- 5 Kendall Trainor, Arkansas, 1988
- 4 five different players,
last: Cameron Dicker, Texas, 2021

PATS ATTEMPTED—GAME

- 10 Alex Trlica, Texas Tech, 2004
- 10 Billy Schott, Texas, 1974
- 9 many times

PATS MADE—GAME

- 10 Alex Trlica, Texas Tech, 2004
- 10 Billy Schott, Texas, 1974
- 9 three different players, last:
Scott Slater, Texas A&M, 1986

LONGEST PLAYS (ALL-TIME)

TCU'S LONGEST PLAYS

RUSHING

1. 93 Darius Anderson vs. Ohio State, 2018
2. 89 Kendre Miller vs. Louisiana Tech, 2020
- 89 LaDainian Tomlinson vs. UTEP, 2000
- 89 LaDainian Tomlinson vs. San Jose St., 1999
5. 87 Andre Davis vs. New Mexico, 1994
6. 86 Aaron Green vs. Kansas State, 2015
7. 83 Jalen Reagor vs. Oklahoma State, 2018
8. 82 Cy Leland vs. Abilene Christian, 1930
- 82 Kenneth Davis vs. North Texas, 1984
- 82 Tony Jeffery vs. Houston, 1987
11. 81 Max Duggan vs. Texas Tech, 2020
- 81 Tony Jeffery vs. Tulane, 1986
13. 80 Corey Connally vs. Houston, 2001
- 80 LaDainian Tomlinson vs. Tulsa, 1999
- 80 Curtis Modkins vs. New Mexico, 1992
- 80 Tony Jeffery vs. Baylor, 1987
- 80 Marcus Gilbert vs. Auburn, 1981
- 80 Ken Wineburg vs. Kansas, 1956
- 80 Jim Swink vs. Kansas, 1955

PASSING

1. 99 Scott Ankrom to James Maness, vs. Rice, 1984
2. 98 Brandon Hassell to Reggie Harrell, vs. Arizona, 2003
3. 94 Trevone Boykin to Josh Boyce vs. West Virginia, 2012
4. 93 Kenny Hill to Jalen Reagor vs. Stanford, 2017
- 93 Andy Dalton to Josh Boyce vs. Utah, 2010
6. 92 Trevone Boykin to Deante' Gray vs. Texas Tech, 2014
7. 89 Max Knake to Jimmy Oliver, vs. Texas Tech, 1994
8. 88 Leon Clay to Kyle McPherson, vs. Arkansas, 1990
- 88 Matt Vogler to Kyle McPherson, vs. Houston, 1990
10. 86 Bram Kohlhausen to KaVontae Turpin vs. Oklahoma, 2015
- 86 Leon Clay to Stephen Shipley, vs. Air Force, 1989
12. 84 Trevone Boykin to Josh Doctson vs. Oklahoma State, 2014
- 84 Marcus Jackson to Aaron Brown, vs. Baylor, 2006
- 84 Jeff Ballard to Michael DePriest, vs. Iowa State, 2005
15. 82 Tye Gunn to Michael DePriest, vs. Northwestern, 2004
- 82 Steve Stamp to Stanley Washington, vs. Texas Tech, 1980

PUNT RETURNS

1. 93 Cy Leland vs. Baylor, 1929
2. 90 KaVontae Turpin vs. Kansas, 2017
- 90 Jim Shofner vs. Ohio State, 1957
4. 89 Danny Colbert vs. Oklahoma St., 1970
5. 85 LaVar Veale vs. Nevada, 2000
6. 83 Jim Lucas vs. Rice, 1943
7. 81 KaVontae Turpin vs. South Dakota State, 2016
- 81 Linzy Cole vs. Texas Tech, 1969
9. 78 KaVontae Turpin vs. SMU, 2018
10. 76 Desmon White vs. Stanford, 2017
11. 73 Jalen Reagor vs. Kansas, 2019
- 73 Derius Davis vs. Southern, 2018
13. 71 Jeremy Kerley vs. SMU, 2009

KICKOFF RETURNS

1. 105 Charles Casper vs. Texas, 1933
2. 100 Derius Davis vs. West Virginia, 2021
- 100 B.J. Catalan vs. LSU, 2013
- 100 Cory Rodgers vs. BYU, 2005
- 100 LaTarence Dunbar vs. SMU, 2000
- 100 Frank Horak vs. Texas Tech, 1965
- 100 Phillip Epps vs. Rice, 1978
- 100 Carl Knox vs. Oklahoma A&M, 1946
9. 99 KaVontae Turpin vs. Oklahoma, 2018
- 99 Greg McCoy vs. UNLV, 2011

INTERCEPTION RETURNS

1. 99 Quincy Butler vs. Southern Miss, 2004
2. 98 Vernon Scott at Oklahoma, 2019
3. 94 Jeff Gladney vs. Texas Tech, 2017
4. 85 Falanda Newton vs. Houston, 1986
5. 83 Lyle Blackwood vs. Washington, 1971
6. 82 Anthony Hickman vs. New Mexico, 1991
7. 80 Billy Fondren vs. Texas, 1968
8. 78 LaVar Veale vs. Tulsa, 1998
9. 77 Paul Llewellyn vs. Bowling Green, 1988
10. 75 Rico Wesley vs. Baylor, 1992
- 75 Dennis McGehee vs. Nebraska, 1975

FUMBLE RETURNS

1. 95 Larry Terrell vs. Rice, 1959
2. 89 Charlie Owens vs. Texas A&M, 2001
3. 80 Robert Lyles vs. Texas, 1983
4. 65 Curtis Fuller vs. Colorado St., 1998
5. 60 Blair Cherry vs. Rice, 1923
6. 58 Marvin Lasater vs. Rice, 1958
7. 56 Josh Carraway vs. Baylor, 2015
8. 55 Reginald Cottingham vs. Texas, 1980

FIELD GOALS

1. 57 Jaden Oberkrom vs. West Virginia, 2015
- 57 Michael Reeder vs. UTEP, 1996
3. 56 Jaden Oberkrom vs. Kansas State, 2013
- 56 Steve Mormon vs. Oregon, 1977
5. 53 Jaden Oberkrom vs. Minnesota, 2015
- 53 Jaden Oberkrom vs. Michigan State, 2012
7. 52 Griffin Kell vs. Texas, 2019
- 52 Peter LoCoco vs. Wyoming, 2005
- 52 Michael Reeder vs. Kansas, 1996
- 52 Michael Reeder vs. UTEP, 1997
- 52 Ken Ozee vs. Texas, 1982
- 52 Greg Porter vs. Utah State, 1981
13. 51 Chris Manfredini, vs. Wyoming, 2007
- 51 Michael Reeder vs. UTEP, 1996
- 51 Jeff Wilkinson vs. Houston, 1992
- 51 Ken Ozee vs. Baylor, 1982
17. 50 Jaden Oberkrom vs. Kansas State, 2015
- 50 Jaden Oberkrom vs. Iowa State, 2012
- 50 Ross Evans vs. New Mexico, 2008
- 50 Nick Browne vs. Vanderbilt, 2003
- 50 Nick Browne vs. Cincinnati, 2002
- 50 Nick Browne vs. Louisville, 2001
- 50 Chris Kaylakie vs. Vanderbilt, 1998
- 50 Ken Ozee vs. SMU, 1982
- 50 Steve Mormon vs. Baylor, 1977
- 50 Berl Simmons vs. Texas Tech, 1971

PUNTING

1. 94 Carl Knox vs. Oklahoma A&M, 1947
2. 85 Sammy Baugh vs. SMU, 1934
3. 82 Jim Fauver vs. Kansas, 1964
4. 79 Joey Biasatti vs. Nevada, 2000
- 79 Cameron Young vs. Texas, 1977
6. 78 Grassy Hinton vs. Abilene Christian, 1930
7. 77 Carl Knox vs. Texas, 1946
- 77 Chris Becker vs. Baylor, 1986
9. 74 Royce Huffman vs. North Carolina, 1997
- 74 James Gargus vs. Houston, 1983

OPPONENT'S LONGEST PLAYS

RUSHING

1. 96 Chris Gilbert, Texas, 1967
2. 95 Greg Hill, Texas A&M, 1993
3. 93 King Hill, Rice, 1957
4. 92 Chubba Hubbard, Oklahoma State, 2019
5. 90 Darrell Smith, Texas A&M, 1976
- 90 Donnie Anderson, Texas Tech, 1964
7. 87 Isaac Wallace, South Dakota State, 2016
8. 82 Terry Orr, Texas, 1984

PASSING

1. 97 Kevin O'Connell to Chaz Shilens, San Diego State, 2007
2. 95 Fred Mortenson to John Jefferson, Arizona State, 1975
3. 89 Doug Samuels to Eric McPherson, Utah State, 1981
- 89 Joe Jack Pearce to Raymond Reeves, Baylor, 1931
5. 88 Rodney Allison to Brian Nelson, Texas Tech, 1976
6. 87 Jimmy Williams to Derek Russell, Arkansas, 1988

PUNT RETURNS

1. 95 Josh Stewart, Oklahoma State, 2013
2. 92 Lawrence Elkins, Baylor, 1962
- 92 Fred Jacobs, Rice, 1942
4. 89 Jerry Levias, SMU, 1968
5. 87 Sam Simmons, Northwestern, 1999
6. 84 LaDoughyous McCalla, Rice, 1997
- 84 Leonard Harris, Texas Tech, 1983
- 84 Arthur Whittington, SMU, 1974

KICKOFF RETURN

1. 100 Fred Smith, Tulane, 2003
- 100 Jason Wright, Northwestern, 2002
3. 99 Carl Swierc, Rice, 1973
- 99 Macon Hughes, Rice, 1970
5. 98 DeVondrick Nealy, Iowa State, 2013
- 98 Kim Phillips, North Texas, 1986

INTERCEPTION RETURNS

1. 100 Bill Hobbs, Texas A&M, 1967
2. 99 Joe Joiner, Baylor, 1945
3. 97 Kenny Bryant, Oregon, 1977
4. 95 David Verner, Oklahoma State, 1993
- 95 Howard Fields, Baylor, 1979

FIELD GOALS

1. 57 Ryan Harrison, Air Force, 2007
2. 56 Mike Dean, Texas, 1974
3. 55 Ken Vinyard, Texas Tech, 1966
4. 54 Aaron Elling, Wyoming, 1998

PUNTING

1. 81 Dave Sherer, SMU, 1957
2. 80 Clinton Parsons, Rice, 1990

MISCELLANEOUS RECORDS (ALL-TIME)

SINGLE-GAME SCORING

POINTS SCORED

1. _____ 82 _____ vs. Texas Tech, 2014 (82-27)
2. _____ 70 _____ vs. Stephen F. Austin, 2015 (70-7)
3. _____ 69 _____ vs. New Mexico, 2011 (69-0)
4. _____ 68 _____ vs. Austin College, 1932 (68-0)
5. _____ 67 _____ vs. Stephen F. Austin, 2008 (67-7)
6. _____ 66 _____ vs. New Mexico, 2010 (66-17)
7. _____ 63 _____ vs. Jackson State, 2017 (63-0)
8. _____ 62 _____ at Baylor, 2016 (62-22)
- _____ 62 _____ vs. Tennessee Tech, 2010 (62-7)
- _____ 62 _____ vs. Houston, 2003 (62-55)
- _____ 62 _____ vs. SMU, 2000 (62-7)
- _____ 62 _____ vs. Utah State, 1984 (62-18)
- _____ 62 _____ vs. Abilene Christian, 1930 (62-0)

POINTS ALLOWED

1. _____ 81 _____ vs. Texas, 1974 (16-81)
2. _____ 74 _____ vs. Texas A&M, 1986 (10-74)
3. _____ 72 _____ vs. Texas, 1915 (0-72)
4. _____ 70 _____ vs. Texas Tech, 2004 (35-70)
5. _____ 69 _____ vs. Texas, 1969 (7-69)
6. _____ 66 _____ vs. Penn State, 1971 (14-66)
7. _____ 64 _____ vs. Nebraska, 1976 (10-64)
8. _____ 63 _____ vs. Texas Tech, 1985 (7-63)
- _____ 63 _____ vs. Houston, 1978 (6-63)
- _____ 63 _____ vs. Centre College, 1920 (7-63)

POINTS-COMBINED

1. _____ 119 _____ at Baylor, 2014 (58-61)
2. _____ 117 _____ vs. Houston, 2003 (62-55)
3. _____ 109 _____ vs. Texas Tech, 2014 (82-27)
- _____ 109 _____ vs. Texas Tech, 2012 (53-56, 3ot)
5. _____ 107 _____ at Texas Tech, 2015 (55-52)
6. _____ 105 _____ vs. Texas Tech, 2004 (35-70)
7. _____ 101 _____ vs. BYU (OT), 2005 (51-50)
8. _____ 100 _____ vs. South Dakota, 2016 (59-41)
9. _____ 98 _____ vs. Oklahoma, 2016 (46-52)
- _____ 98 _____ vs. Baylor, 2011 (48-50)
11. _____ 97 _____ at Kansas State, 2015 (52-45)
- _____ 97 _____ vs. Texas, 1974 (16-81)
13. _____ 95 _____ vs. Houston, 1992 (46-49)
14. _____ 94 _____ vs. Houston, 1991 (49-45)

LARGEST MARGIN VICTORY

1. _____ 69 _____ vs. New Mexico, 2011 (69-0)
2. _____ 68 _____ vs. Austin College, 1932 (68-0)
3. _____ 63 _____ vs. Jackson State, 2017 (63-0)
- _____ 63 _____ vs. Stephen F. Austin, 2015 (70-7)
5. _____ 62 _____ vs. Abilene Christian, 1930 (62-0)
6. _____ 61 _____ vs. Daniel Baker, 1929 (61-0)
7. _____ 60 _____ vs. Stephen F. Austin, 2008 (67-7)
8. _____ 59 _____ vs. Austin College, 1917 (59-0)
- _____ 59 _____ vs. Deaf & Dumb Inst., 1908 (59-0)
10. _____ 56 _____ at SMU, 2014 (56-0)
- _____ 56 _____ vs. Grambling State, 2012 (56-0)
12. _____ 55 _____ vs. Texas Tech, 2014 (82-27)
- _____ 55 _____ vs. Tennessee Tech, 2010 (62-7)
- _____ 55 _____ vs. SMU, 2000 (62-7)
- _____ 55 _____ vs. Daniel Baker, 1932 (55-0)

LARGEST MARGIN DEFEAT

1. _____ 72 _____ vs. Texas, 1915 (0-72)
2. _____ 65 _____ vs. Texas, 1974 (16-81)
3. _____ 64 _____ vs. Texas A&M, 1986 (10-74)
4. _____ 62 _____ vs. Texas, 1969 (7-69)
- _____ 62 _____ vs. Ohio State, 1969 (0-62)
6. _____ 58 _____ vs. Penn State, 1978 (0-58)
- _____ 58 _____ vs. Texas, 1970 (0-58)
8. _____ 57 _____ vs. Houston, 1978 (6-63)
9. _____ 56 _____ vs. Texas A&M, 1993 (3-59)
- _____ 56 _____ vs. Texas Tech, 1985 (7-63)

WINS/LOSSES

UNDEFEATED AND UNTIED TEAM

1. _____ 2010 _____ 13-0-0
2. _____ 1938 _____ 11-0-0

UNDEFEATED BUT TIED TEAMS

1. _____ 1932 _____ 10-0-1
2. _____ 1929 _____ 9-0-1
3. _____ 1899 _____ 0-0-1

LONGEST UNDEFEATED STREAK

1. _____ 20 _____ 1928-30

VICTORIES-SEASON

1. _____ 13 _____ 2010
2. _____ 12 _____ 1935, 2009, 2014
3. _____ 11 _____ 1938, 2003, 2005, 2006, 2008, 2011, 2015, 2017
4. _____ 10 _____ 1932, 1933, 2000, 2002

LOSSES-SEASON

1. _____ 11 _____ 1976
2. _____ 10 _____ 1975, 1980, 1997

LONGEST WINNING STREAK

1. _____ 16 _____ 2014-15

LONGEST LOSING STREAK

1. _____ 20 _____ 1974-75

LONGEST HOME WINNING STREAK

1. _____ 22 _____ 2007-11
2. _____ 14 _____ 2014-16
3. _____ 13 _____ 2001-03

LONGEST ROAD NON-LOSING STREAK

1. _____ 14 _____ 1928-31

LONGEST HOME NON-WINNING STREAK

1. _____ 16 _____ 1977-80

LONGEST ROAD NON-WINNING STREAK

1. _____ 22 _____ 1973-77

SHUTOUTS-SEASON

1. _____ 9 _____ 1930
2. _____ 7 _____ 1931, 1932, 1936

SHUTOUTS SUFFERED-SEASON

1. _____ 5 _____ 1902, 1903, 1904, 1906
2. _____ 4 _____ 1898, 1919, 1924, 1947

CONSECUTIVE SHUTOUTS

1. _____ 6 _____ 1930

CONSECUTIVE SHUTOUTS SUFFERED

1. _____ 12 _____ 1898-03

ATTENDANCE

HOME ATTENDANCE-SEASON TOTAL

1. _____ 316,179 _____ 2016
2. _____ 313,036 _____ 2014
3. _____ 280,604 _____ 2015
4. _____ 276,281 _____ 2012
5. _____ 276,704 _____ 2021
6. _____ 264,481 _____ 2017
7. _____ 261,587 _____ 2013
8. _____ 257,288 _____ 2019
9. _____ 257,205 _____ 2018
10. _____ 254,797 _____ 2010

HOME ATTENDANCE-SEASON AVERAGE

1. _____ 46,767 _____ 2015
2. _____ 46,047 _____ 2012
3. _____ 45,168 _____ 2016
4. _____ 44,719 _____ 2014
5. _____ 44,080 _____ 2017
6. _____ 43,598 _____ 2013
7. _____ 42,881 _____ 2019
8. _____ 42,868 _____ 2018
9. _____ 42,466 _____ 2010
10. _____ 39,529 _____ 2021

TEAM BOWL RECORDS (ALL-TIME)

SCORING

POINTS SCORED

| | | |
|----|----|---|
| 1. | 47 | vs. Oregon, 2016 Alamo Bowl |
| 2. | 42 | vs. Ole Miss, 2014 Peach Bowl |
| 3. | 39 | vs. Stanford, 2017 Alamo Bowl |
| 4. | 37 | vs. Northern Illinois, 2006 Poinsettia Bowl |
| 5. | 31 | vs. Louisiana Tech, 2011 Poinsettia Bowl |
| | 31 | vs. Boise State, 2003 Fort Worth Bowl |

POINTS ALLOWED

| | | |
|----|----|---|
| 1. | 63 | vs. Centre College, 1921 Fort Worth Dixie Classic |
| 2. | 41 | vs. Oregon, 2016 Alamo Bowl |
| 3. | 40 | vs. Georgia, 1942 Orange Bowl |
| 4. | 37 | vs. Stanford, 2017 Alamo Bowl |
| 5. | 34 | vs. Boise State, 2003 Fort Worth Bowl |
| | 34 | vs. Oklahoma A&M, 1945 Cotton Bowl |

TOUCHDOWNS SCORED

| | | |
|----|---|---|
| 1. | 6 | vs. Ole Miss, 2014 Peach Bowl |
| 2. | 5 | vs. Stanford, 2017 Alamo Bowl |
| | 5 | vs. Oregon, 2016 Alamo Bowl |
| | 5 | vs. Northern Illinois, 2006 Poinsettia Bowl |
| 5. | 4 | vs. Louisiana Tech, 2011 Poinsettia Bowl |
| | 4 | vs. Boise State, 2003 Fort Worth Bowl |
| | 4 | vs. USC, 1998 Sun Bowl |
| | 4 | vs. Syracuse, 1957 Sun Bowl |
| | 4 | vs. Georgia, 1942 Orange Bowl |

OFFENSE

OFFENSIVE PLAYS

| | | |
|----|----|--|
| 1. | 94 | vs. Oregon, 2016 Alamo Bowl |
| 2. | 87 | vs. Boise State, 2008 Poinsettia Bowl |
| 3. | 86 | vs. Boise State, 2003 Fort Worth Bowl |
| 4. | 80 | vs. Cal, 2018 Cheez-It Bowl |
| | 80 | vs. Louisiana Tech, 2011 Poinsettia Bowl |
| | 80 | vs. Colorado State, 2002 Liberty Bowl |

TOTAL OFFENSE YARDS

| | | |
|----|-----|---|
| 1. | 545 | vs. Oregon, 2016 Alamo Bowl |
| 2. | 494 | vs. Boise State, 2003 Fort Worth Bowl |
| 3. | 488 | vs. Stanford, 2017 Alamo Bowl |
| 4. | 456 | vs. Northern Illinois, 2006 Poinsettia Bowl |
| 5. | 423 | vs. Ole Miss, 2014 Peach Bowl |

FIRST DOWNS

| | | |
|----|----|---|
| 1. | 28 | vs. Boise State, 2008 Poinsettia Bowl |
| 2. | 27 | vs. Oregon, 2016 Alamo Bowl |
| 3. | 26 | vs. Boise State, 2003 Fort Worth Bowl |
| 4. | 24 | vs. Ole Miss, 2014 Peach Bowl |
| 5. | 23 | vs. Northern Illinois, 2006 Poinsettia Bowl |

PASSING

PASSING YARDS

| | | |
|----|-----|---|
| 1. | 371 | vs. Oregon, 2016 Alamo Bowl |
| 2. | 341 | vs. Stanford, 2017 Alamo Bowl |
| 3. | 275 | vs. Iowa State, 2005 Houston Bowl |
| 4. | 272 | vs. Boise State, 2009 Fiesta Bowl |
| 5. | 258 | vs. Northern Illinois, 2006 Poinsettia Bowl |

PASS ATTEMPTS

| | | |
|----|----|---------------------------------------|
| 1. | 47 | vs. Oregon, 2016 Alamo Bowl |
| 2. | 44 | vs. Boise State, 2009 Fiesta Bowl |
| 3. | 41 | vs. Stanford, 2017 Alamo Bowl |
| 4. | 37 | vs. Ole Miss, 2014 Peach Bowl |
| 5. | 36 | vs. Boise State, 2008 Poinsettia Bowl |

COMPLETIONS

| | | |
|----|----|-----------------------------------|
| 1. | 30 | vs. Oregon, 2016 Alamo Bowl |
| 2. | 28 | vs. Stanford, 2017 Alamo Bowl |
| 3. | 27 | vs. Ole Miss, 2014 Peach Bowl |
| 4. | 25 | vs. Boise State, 2009 Fiesta Bowl |
| 5. | 21 | vs. Houston, 2007 Texas Bowl |
| | 21 | vs. Iowa State, 2005 Houston Bowl |

PASSES INTERCEPTED

| | | |
|----|---|-------------------------------|
| 1. | 6 | vs. Georgia, 1942 Orange Bowl |
|----|---|-------------------------------|

RUSHING

RUSHING YARDS

| | | |
|----|-----|---------------------------------------|
| 1. | 314 | vs. USC, 1998 Sun Bowl |
| 2. | 280 | vs. Boise State, 2003 Fort Worth Bowl |
| 3. | 275 | vs. Boise State, 2008 Poinsettia Bowl |
| 4. | 262 | vs. Cal, 2018 Cheez-It Bowl |
| 5. | 233 | vs. Mississippi, 1956 Cotton Bowl |

CARRIES

| | | |
|----|----|---------------------------------------|
| 1. | 61 | vs. USC, 1998 Sun Bowl |
| 2. | 59 | vs. Cal, 2018 Cheez-It Bowl |
| 3. | 57 | vs. Boise State, 2003 Fort Worth Bowl |
| 4. | 54 | vs. Mississippi, 1956 Cotton Bowl |
| 5. | 52 | vs. Colorado State, 2002 Liberty Bowl |

PUNTING

PUNTS

| | | |
|----|----|--------------------------|
| 1. | 14 | vs. LSU, 1936 Sugar Bowl |
|----|----|--------------------------|

PUNTING AVERAGE

| | | |
|----|------|---|
| 1. | 49.8 | vs. Texas A&M, 2001 galleryfurniture.com Bowl |
|----|------|---|

PENALTIES

PENALTIES

| | | |
|----|----|---|
| 1. | 14 | vs. Iowa State, 2005 Houston Bowl |
| 2. | 11 | vs. Houston, 2007 Texas Bowl |
| | 11 | vs. Texas A&M, 2001 galleryfurniture.com Bowl |
| 4. | 9 | vs. Colorado State, 2002 Liberty Bowl |

PENALTY YARDS

| | | |
|----|-----|---|
| 1. | 134 | vs. Iowa State, 2005 Houston Bowl |
| 2. | 87 | vs. Texas A&M, 2001 galleryfurniture.com Bowl |
| 3. | 85 | vs. Houston, 2007 Texas Bowl |
| 4. | 83 | vs. Oregon, 2016 Alamo Bowl |
| 5. | 80 | vs. Mississippi, 1956 Cotton Bowl |
| | 80 | vs. East Carolina, 1999 Mobile Alabama Bowl |
| | 80 | vs. Northern Illinois, 2006 Poinsettia Bowl |

DEFENSE

FEWEST YARDS RUSHING BY AN OPPONENT

| | | |
|----|-----|---|
| 1. | -23 | vs. USC, 1998 Sun Bowl |
| 2. | -20 | vs. Northern Illinois, 2006 Poinsettia Bowl |
| 3. | -16 | vs. East Carolina, 1999 Mobile Alabama Bowl |

FEWEST YARDS PASSING BY AN OPPONENT

| | | |
|----|----|---|
| 1. | 8 | vs. Kentucky, 1952 Cotton Bowl |
| 2. | 50 | vs. Colorado State, 2002 Liberty Bowl |
| 3. | 59 | vs. Carnegie Tech, 1939 Sugar Bowl |
| | 59 | vs. LSU, 1936 Sugar Bowl |
| 5. | 62 | vs. Syracuse, 1957 Cotton Bowl |
| 6. | 80 | vs. Northern Illinois, 2006 Poinsettia Bowl |

FEWEST TOTAL OFFENSE YARDS BY AN OPPONENT

| | | |
|----|-----|---|
| 1. | 60 | vs. Northern Illinois, 2006 Poinsettia Bowl |
| 2. | 101 | vs. LSU, 1936 Sugar Bowl |
| 3. | 129 | vs. Ole Miss, 2014 Peach Bowl |
| 4. | 139 | vs. Colorado State, 2002 Liberty Bowl |
| 5. | 168 | vs. Carnegie Tech, 1936 Sugar Bowl |

INDIVIDUAL BOWL RECORDS (ALL-TIME)

OFFENSE

TOTAL OFFENSE YARDS

- 396 Bram Kohlhausen vs. Oregon, 2016 Alamo Bowl
- 374 Kenny Hill vs. Stanford, 2017 Alamo Bowl
- 281 Andy Dalton vs. Boise State, 2008 Poinsettia Bowl
- 277 Jeff Ballard vs. Northern Illinois, 2006 Poinsettia Bowl
- 275 Jeff Ballard vs. Iowa State, 2005 Houston Bowl
- 270 Brandon Hassell vs. Boise State, 2003 Fort Worth Bowl
- 266 Andy Dalton vs. Houston, 2007 Texas Bowl
- 247 Andy Dalton vs. Wisconsin, 2011 Rose Bowl
- 238 Trevone Boykin vs. Michigan State, 2012 Buffalo Wild Wings Bowl
- 237 Casey Pachall vs. Louisiana Tech, 2011 Poinsettia Bowl

OFFENSIVE PLAYS

- 56 Bram Kohlhausen vs. Oregon, 2016 Alamo Bowl
- 51 Andy Dalton vs. Boise State, 2008 Poinsettia Bowl
- 49 Kenny Hill vs. Stanford, 2017 Alamo Bowl
- 49 Jeff Ballard vs. Iowa State, 2005 Houston Bowl
- 45 Brandon Hassell vs. Boise State, 2003 Fort Worth Bowl

SCORING

POINTS SCORED

- 18 Jeff Ballard vs. Northern Illinois, 2006 Poinsettia Bowl
- 16 L.D. Meyer vs. Marquette, 1937 Cotton Bowl
- 16 Bruce Alford vs. Georgia, 1942 Orange Bowl
- 16 Jim Swink vs. Mississippi, 1956 Cotton Bowl

TOUCHDOWNS SCORED

- 3 Jeff Ballard vs. Northern Illinois, 2006 Poinsettia Bowl
- 2 Desmon White vs. Stanford, 2017 Alamo Bowl
- 2 Kenny Hill vs. Stanford, 2017 Alamo Bowl
- 2 John Diarse vs. Georgia, 2016 Liberty Bowl
- 2 Bram Kohlhausen vs. Oregon, 2016 Alamo Bowl
- 2 Josh Doctson vs. Ole Miss, 2014 Peach Bowl
- 2 Cory Rodgers vs. Boise St., 2003 Fort Worth Bowl
- 2 LaDainian Tomlinson vs. Southern Miss, 2000 Mobile Bowl
- 2 LaDainian Tomlinson vs. East Carolina, 1999 Mobile Bowl
- 2 Patrick Batteaux vs. USC, 1998 Sun Bowl
- 2 Basil Mitchell vs. USC, 1998 Sun Bowl
- 2 L.D. Meyer vs. Marquette, 1937 Cotton Bowl
- 2 Bruce Alford vs. Georgia, 1942 Orange Bowl
- 2 Jim Swink vs. Mississippi, 1956 Cotton Bowl

RUSHING

RUSHING YARDS

- 194 Sewo Olonilua vs. Cal, 2018 Cheez-It Bowl
- 185 Basil Mitchell vs. USC, 1998 Sun Bowl
- 124 LaDainian Tomlinson vs. East Carolina, 1999 Mobile Alabama Bowl
- 118 LaDainian Tomlinson vs. Southern Miss, 2000 Mobile Alabama Bowl
- 117 Lonta Hobbs vs. Boise St., 2003 Fort Worth Bowl

CARRIES

- 36 LaDainian Tomlinson vs. East Carolina, 1999 Mobile Alabama Bowl
- 32 Sewo Olonilua vs. Cal, 2018 Cheez-It Bowl
- 28 LaDainian Tomlinson vs. Southern Miss, 2000 Mobile Alabama Bowl
- 28 Patrick Batteaux vs. USC, 1998 Sun Bowl
- 25 Aaron Green vs. Oregon, 2016 Alamo Bowl

PASSING

PASSING YARDS

- 351 Bram Kohlhausen vs. Oregon, 2016 Alamo Bowl
- 314 Kenny Hill vs. Stanford, 2017 Alamo Bowl
- 275 Jeff Ballard vs. Iowa State, 2005 Houston Bowl
- 272 Andy Dalton vs. Boise State, 2009 Fiesta Bowl
- 258 Jeff Ballard vs. Northern Illinois, 2006 Poinsettia Bowl

PASS ATTEMPTS

- 45 Bram Kohlhausen vs. Oregon, 2016 Alamo Bowl
- 44 Andy Dalton vs. Boise State, 2009 Fiesta Bowl
- 40 Kenny Hill vs. Stanford, 2017 Alamo Bowl
- 35 Andy Dalton vs. Boise State, 2008 Poinsettia Bowl
- 33 Jeff Ballard vs. Iowa State, 2005 Houston Bowl

COMPLETIONS

- 28 Bram Kohlhausen vs. Oregon, 2016 Alamo Bowl
- 27 Kenny Hill vs. Stanford, 2017 Alamo Bowl
- 25 Andy Dalton vs. Boise State, 2009 Fiesta Bowl
- 22 Trevone Boykin vs. Ole Miss, 2014 Peach Bowl
- 22 Andy Dalton vs. Boise State, 2008 Poinsettia Bowl

RECEIVING

RECEPTIONS

- 9 Shaun Nixon vs. Oregon, 2016 Alamo Bowl
- 8 Kyle Hicks vs. Stanford, 2017 Alamo Bowl
- 7 Earl Clark vs. Carnegie Tech, 1939 Sugar Bowl
- 7 Adrian Madise vs. Texas A&M, 2001 galleryfurniture.com Bowl
- 6 Josh Doctson vs. Ole Miss, 2014 Peach Bowl
- 6 Jeremy Kerley vs. Wisconsin, 2011 Rose Bowl
- 6 Walter Bryant vs. Boise State, 2008 Poinsettia Bowl
- 6 Reggie Harrell vs. Boise State, 2003 Fort Worth Bowl
- 6 Quentilly Harmon vs. Northern Illinois, 2006 Poinsettia Bowl

RECEIVING YARDS

- 169 Jalen Reagor vs. Stanford, 2017 Alamo Bowl
- 107 Reggie Harrell vs. Boise State, 2003 Fort Worth Bowl
- 97 Michael DePriest vs. Iowa State, 2005 Houston Bowl
- 94 Quentilly Harmon vs. Northern Illinois, 2006 Poinsettia Bowl
- 91 Josh Boyce vs. Michigan State, 2012 Buffalo Wild Wings Bowl

PUNTING

PUNTS

- 14 Sammy Baugh vs. LSU, 1936 Sugar Bowl

PUNTING AVERAGE

- 49.8 Joey Biasatti vs. Texas A&M, 2001 galleryfurniture.com Bowl

RETURNS

PUNT RETURNS

- 6 Brian Bonner vs. Northern Illinois, 2006 Poinsettia Bowl

PUNT RETURN YARDS

- 89 Brian Bonner vs. Northern Illinois, 2006 Poinsettia Bowl

KICKOFF RETURNS

- 5 LaDainian Tomlinson vs. USC, 1998 Sun Bowl

KICKOFF RETURN YARDS

- 91 LaDainian Tomlinson vs. USC, 1998 Sun Bowl
- 89 LaTarence Dunbar vs. Texas A&M, 2001 galleryfurniture.com Bowl

INTERCEPTION RETURN YARDS

- 72 Jawuan Johnson vs. Cal, 2018 Cheez-It Bowl

LONGEST INTERCEPTION RETURN

- 72 Jawuan Johnson vs. Cal, 2018 Cheez-It Bowl

TCU is ready to embark upon its 124th year of Horned Frog football. Through all the years, with the exception of 1900, Frog ballclubs have competed on an organized basis. Even during the war years, as well as through the Great Depression, each fall TCU football squads have done battle on the gridiron.

BEGINNINGS

The newfangled game of football, created in the East, made a quiet and unofficial appearance on the TCU campus (AddRan College as it was then known and located in Waco, Texas, or nearby Thorp Spring) in the fall of 1896. It was then that several of the college's more robust students, along with the enthusiastic support of a couple of young "profs," Addison Clark Jr., and A.C. Easley, banded together to form a team. Three games were actually played that season ... all after Thanksgiving. The first contest was an 8-6 victory over Toby's Business College of Waco and the other two games were with the Houston Heavyweights, a town team.

By 1897 the new sport had progressed and AddRan enlisted its first coach, Joe J. Field, to direct the team. Field's ballclub won three games that autumn, including a first victory over Texas A&M. The only loss was to the University of Texas, 18-10. Those games with the Aggies and Longhorns launched football feuds that carried forth for 99 years. In 1899, the first game with Baylor was played to launch still another traditional rivalry. By 1902, the name of the school had been changed to Texas Christian University. The nickname, "Horned Frogs," had been added a few years earlier because "of the abundance of those creatures around campus."

TIAA ERA

In 1909, the university became a member of the old TIAA (Texas Intercollegiate Athletic Association). Several TCU teams recorded outstanding records, including the 1912 Horned Frog unit, which had an 8-1 mark with the lone loss coming against Texas, a team that the Frogs did not beat until 1929.

In 1920, a post-World War I team produced TCU's best record to date, winning nine straight games in the regular season. However, a post season bowl (the Dixie Bowl) contest was booked in Fort Worth with the famed "Prayin' Colonels" of Centre College. That proved to be a mistake as Centre trounced the Frogs, 63-7. L.R. (Dutch) Meyer was an end on that TCU grid eleven.

SWC EARLY YEARS

In 1923, TCU was admitted to the still-infant Southwest Athletic Conference, a league which was destined to become the major collegiate league of the Southwest. In their initial season in the SWC, the Horned Frogs played three games and posted a record of two wins and one loss.


Though a young member of the SWC, over the next few years the Horned Frogs still offered some excellent results. In 1924, they won one and lost five games to finish in the cellar for the only time until 1953. In 1929, under Francis Schmidt, TCU claimed its first SWC title. Led by a brilliant young quarterback, Howard Grubbs, who later became the executive secretary of the Southwest Conference and the Horned Frogs' first in a line of great passers, TCU won four straight league games.

The Frogs clinched their first title with a 7-7 tie against SMU in the final contest of '29. During Schmidt's regime, which lasted through the 1933 campaign, the Frogs were double tough. They finished third in 1930, second in '31 and won the SWC title again in 1932 with a perfect 6-0 record. It was the first time that one Southwest Conference team had defeated all the others, since a round robin had not been played in any of the previous seasons.

DUTCH MEYER ERA

In 1934, with Schmidt being lured to Ohio State, Leo R. (Dutch) Meyer became the Horned Frogs grid coach. For the next 19 years, Meyer turned out top teams and produced a bevy of individual standouts, including Sammy Baugh, Davey O'Brien, Ki Aldrich, Darrell Lester and many others.

During Baugh's college days, the Frogs won 12, lost one in 1935; and won nine, lost two and tied a pair in 1936. As a junior, Baugh led TCU to a 3-2 victory in the Sugar Bowl and a national title, but was never able to help the Frogs claim a SWC title.



Dutch Meyer (left) and Abe Martin helped deliver seven of TCU's 18 conference titles and 12 of the program's 32 all-time bowl appearances.

His successor, Davey O'Brien, took over leadership of the Frogs for the 1937 and 1938 seasons and, during his senior year, paced the Purples to their best record in history. That magnificent '38 ballclub was considered one of the Southwest Conference's finest some 50 years later. That fall, Meyer's Horned Frogs rolled to 11 straight wins, including a 15-7 triumph over Carnegie Tech in the Sugar Bowl. The club outscored its opponents - 269 to 60 - and never found itself behind, except briefly in the Sugar Bowl encounter. After the Sugar Bowl, the Frogs were crowned national champions.

In 1941, TCU finished a solid second place in the SWC and won another championship in '44. The Dutchman's final league crown came in 1951, two years before he became full-time athletics director (Meyer would later retire as TCU's A.D. in 1963).

ABE MARTIN ERA

When Meyer retired from coaching in 1953, his backfield assistant, Othol (Abe) Martin, took over the coaching reins. Abe installed the popular T-formation, and in just three short years had found the championship formula. His 1955 TCU ballclub, led by All-American Jim Swink, waltzed to nine victories in 10 games, the only loss being to Texas A&M. In 1958, Martin found the victory formula again with good quarterbacking and defense. In 1959, the Frogs disproved the critics to tie Texas and Arkansas for the crown, posting a 5-1 league record.

During his 14-year regime, Martin compiled a 76-64-7 mark in Frogland, directed the Purples to five post-season bowl games, and produced seven All-Americans.

THE 1970s

The decade of the 1970s was, for the most part, one of disappointment for the fans of TCU football. Fred Taylor, the successor to Abe Martin in 1966, guided Horned Frog teams



through four seasons, with the best record being a modest 4-6. Jim Pittman was hired from a successful bowl campaign at Tulane, but tragedy struck midway through the 1971 season when Pittman was felled by a fatal heart attack during the Baylor game. His chief aide, Billy Tohill, took over and piloted TCU through the 1973 season. Then another former Frog great, Jim Shofner, returned from the NFL and led the Horned Frogs until 1977. The coaching door then swung open for F. A. Dry, who brought some impressive credentials from Tulsa. Dry's TCU teams became known for hard-ball defense and impressive aerial displays, but a 3-8 mark in 1982 proved to be Dry's best in six seasons and yet another change of direction was mandated.

JIM WACKER ERA

From 1983 through 1991, Horned Frog grid fortunes were in the hands of former NCAA Division II coaching legend Jim Wacker, who left opulent marks as well as two pairs of national championship trophies at both Southwest Texas State and Texas Lutheran. Wacker's first campaign at TCU produced a result of 1-8-2, but he steered the Horned Frogs to a dramatic 8-4 turnaround in 1984 en route to a Bluebonnet Bowl date. Several national, as well as Southwest Conference Coach of the Year honors, ultimately were awarded to the bubbly Wacker. However, an NCAA probation for discovered infractions in 1985 affected the Frogs' rise over the next several seasons.

PAT SULLIVAN ERA

On Jan. 2, 1992, Pat Sullivan was introduced as the 27th head coach in TCU football history. Sullivan probably is best remembered as a college quarterbacking great at Auburn, where he won the Heisman Trophy in 1971. Sullivan instilled confidence along with an appreciation for self-discipline into the TCU grid makeup during his initial campaign with the Horned Frogs.



Slingin' Sammy Baugh (No. 45) led TCU to its first two national championships in the 1930s under Head Coach Dutch Meyer.

TCU FOOTBALL THROUGH THE AGES

Though the Sullivan influence on TCU's program was obvious from the outset, tangible proof of his impact in Frogland became pronounced during 1994. For the Horned Frog faithful it was a campaign of sweet memories and bona fide successes beginning in early fall with the official dedication of TCU's Walsh Complex, an ultra-impressive athletic training and weight-conditioning center. Powered by the most prolific offense in the Southwest Conference, an attack spearheaded by quarterback Max Knake and tailback Andre Davis, the Frogs fashioned a 7-4 regular-season mark. En route, they captured a share of the school's ninth SWC football championship, along with an invitation to the Independence Bowl in Shreveport, La.

TCU saw a major increase in attendance thanks to its success on the field in 1994. The increase of 11,062 folks per game (a 42.5 percent increase) was one of the nation's best that season. Sullivan resigned in November 1997 after six seasons at the Horned Frog grid helm.

WESTERN ATHLETIC CONFERENCE

TCU Football in 1996 was almost a double-dose of euphoria. Not only did it mark the 100th-year celebration for the sport, but the university officially became a new member of the expanded Western Athletic Conference as well. The Horned Frogs program joined teams from Rice, SMU and Tulsa to form Quadrant 1 of the Mountain Division. Quadrant 2 members were Air Force, UNLV, Colorado State and Wyoming. Pacific Division members of the WAC were New Mexico, UTEP, BYU, along with Fresno State, San Jose State, Hawai'i and San Diego State.

DENNIS FRANCHIONE ERA

In three seasons under Dennis Franchione, the TCU football program took a giant leap forward. In his first season, Fran led the Frogs to a 7-5 record, which included an upset win over USC in the Sun Bowl.

The Frogs, which were 1-10 in 1997 under Pat Sullivan, tied Louisville for the biggest turnaround in the country with the six-win improvement in 1998. Although many believed the Frogs stood no chance, Franchione guided the Frogs to a 28-19 win over the vaunted Trojans. The victory was the first bowl win since 1957, when TCU defeated Syracuse in the Cotton Bowl.

Then in 1999, TCU claimed a share of the WAC title, earning a trip to the inaugural Mobile Alabama Bowl, where TCU knocked off East Carolina, 28-14. Tailback LaDainian Tomlinson led the country in rushing in 1999, averaging more than 168 yards per game for a season total of 1,850 yards.

The Frogs came back with one of the best seasons in school history as the new millennium got underway. Moving as high in the polls as No. 9 and carrying the nation's longest winning streak for a stretch, the Frogs put together a 10-2 campaign. Tomlinson again led the nation in rushing, this time with over 2,000 yards, en route to the Doak Walker Award. Following the season he was the fifth player selected in the NFL Draft.

CONFERENCE USA

The Frogs took on a new look in 2001 as they made the move into Conference USA. The 11-member football league included Army, Cincinnati, East Carolina, Houston, Louisville, Memphis, Southern Miss, South Florida, Tulane and UAB. Despite the change in leagues, TCU continued its strong run with a school record six consecutive bowl game appearances and back-to-back top 25 finishes for the first time since the 1950s. Highlighting TCU's four-year stint in Conference USA was the 2002 CUSA Co-Championship, which the Frogs shared with Cincinnati.

MOUNTAIN WEST CONFERENCE

TCU began Mountain West Conference play in 2005 and immediately posted a record-breaking campaign. The Frogs, picked to finish sixth, went 8-0 in their debut season to claim their first outright conference title since 1958. TCU became just the third team in MWC history to go undefeated and the first to be 8-0. The Frogs went 41-7 in their six seasons of MWC play and left the league with 24-consecutive victories in conference play.

GARY PATTERSON ERA

Gary Patterson won 22 national coach of the year honors and posted 10 seasons with 11 or more wins.

Patterson had a 181-79 record with the Horned Frogs. He passed legendary coach Dutch Meyer (109 wins) for the top position on TCU's career victories list with a win against Grambling State in the 2012 season opener.

In his tenure, Patterson coached 263 all-conference selections, 19 First-Team All-Americans, 23 Freshman All-Americans, two Academic All-Americans and a Rhodes Scholar. He had 55 players drafted with a total of 134 in NFL camps. Patterson was named conference coach of the year four times in three different leagues. He was named National Coach of the Year by 10 outlets following TCU's 2014 season that saw the Horned Frogs go 12-1, win their first Big 12 Championship and finish the season ranked No. 3 nationally after a 42-3 victory over Ole Miss in the Chick-fil-A Peach Bowl.

TCU also garnered the nation's attention in the 2009 and 2010 seasons.


In 2009, TCU experienced the program's most successful season since the 1930s by earning an at-large bid to the Fiesta Bowl for its first BCS berth since the system was adopted by major college football. TCU, which went 8-0 on its way to the Mountain West Conference title, was in the college football spotlight with a perfect 12-0 regular season capped by a No. 4 ranking by both the Associated Press and USA Today Coaches. The team finished the year No. 6 in both polls. Three Frogs were named All-Americans, including defensive end Jerry Hughes who became only the second consensus first-team pick in school history. Hughes also reeled in a pair of major national honors in the Ted Hendricks Award and Lott IMPACT Trophy.

In 2010, TCU (13-0) defeated Wisconsin, 21-19, in the Rose

COACHING HISTORY

| Years* | Coach | Record | Pct. |
|-----------------------|--------------------|-------------------|-------------|
| 1897 | Joe Field | 3-1-0 | .750 |
| 1898 | James Morrison | 1-3-1 | .300 |
| 1902 | H. E. Hildebrand | 0-5-1 | .083 |
| 1904 | C. E. Cronk | 1-4-1 | .250 |
| 1905-1907 | E. J. Hyde | 10-11-2 | .478 |
| 1908-1909 | J. R. Langley | 11-5-1 | .676 |
| 1910 | Kemp Lewis | 2-6-1 | .278 |
| 1911 | Henry W. Lever | 4-5-0 | .444 |
| 1912 | W. T. Stewart | 8-1-0 | .889 |
| 1913 | Fred Cahoon | 3-1-2 | .667 |
| 1914 | S. A. Boles | 4-4-2 | .500 |
| 1915 | E. Y. Freeland | 4-5-0 | .444 |
| 1916-1917 | Milton Daniel | 14-4-1 | .763 |
| 1918 | E. M. Tipton | 4-3-0 | .571 |
| 1919 | T. D. Hackney | 1-7-0 | .125 |
| 1920-1921 | W. L. Driver | 15-4-1 | .775 |
| 1922 | John McKnight | 2-5-3 | .350 |
| 1923-1928 | Madison A. Bell | 33-17-5 | .645 |
| 1929-1933 | Francis A. Schmidt | 47-5-5 | .868 |
| 1934-1952 | Dutch Meyer | 109-79-13 | .575 |
| 1953-1966 | Abe Martin | 74-64-7 | .534 |
| 1967-1970 | Fred Taylor | 15-25-1 | .378 |
| 1971 | Jim Pittman | 3-3-1 | .500 |
| 1971-1973 | Billy Tohill | 11-15-0 | .423 |
| 1974-1976 | Jim Shofner | 2-31-0 | .061 |
| 1977-1982 | F. A. Dry | 12-51-3 | .205 |
| 1983-1991 | Jim Wacker | 40-58-2 | .410 |
| 1992-1997 | Pat Sullivan | 24-42-1 | .366 |
| 1998-2000 | Dennis Franchione | 25-10-0 | .714 |
| 2000-2021 | Gary Patterson | 181-79-0 | .696 |
| 2021 | Jerry Kill | 2-2-0 | .500 |
| Overall Record | | 667-563-57 | .540 |

*1896, 1899, 1900, 1901, 1903 — no coaches listed




Driver

Pittman

Tohill

Shofner



Ki Aldrich (left), a member of the College Football Hall of Fame, helped TCU post the nation's top win total of any program during the decade of the 1930s. Max Knake (right) shattered the Frog record books while helping lead the program to a Southwest Conference title and its first bowl game in a decade during the 1994 season.

TCU FOOTBALL THROUGH THE AGES



Dennis Franchione (top left), with the help of 1,000-yard rusher Basil Mitchell (top right), guided the Frogs to a Sun Bowl victory over USC in his first season at TCU in 1998. Gary Patterson (bottom left) has led the Frogs to seven double-digit win seasons in 12 years while helping to hone the talents of such defensive standouts as Ted Hendricks Award and Lott Trophy winner Jerry Hughes (bottom right).



Bowl to cap its first undefeated season since winning the 1938 national championship with an 11-0 ledger. It was the first 13-victory season at TCU and just the second undefeated and untied campaign in program history. The Frogs finished second in the Associated Press and USA Today polls, marking their highest season-ending ranking since 1938. TCU posted its third straight top-10 final ranking, marking the first time it finished in the top-10 in three consecutive seasons. TCU was the only school in the nation to finish in both the AP and USA Today top 10 in three consecutive years (2008-10).

TCU led the nation in total defense for a third straight year in 2010. Individually, Jake Kirkpatrick won the Rimington Trophy as the nation's best center. Safety Tejay Johnson became the third consensus First-Team All-American in TCU history.

The 2010 campaign proved to be the culmination of several successful Frog seasons in the decade of the 2000s under Patterson. The 2003 Frogs won their opening 10 games, while the 2005 squad opened the campaign with a 17-10 victory at No. 5 Oklahoma on its way to an 11-win season. TCU recorded victories in the 2002 Liberty Bowl, 2005 Houston Bowl, 2006 Poinsettia Bowl, 2007 Texas Bowl and 2008 Poinsettia Bowl leading up to their first BCS appearance in the 2010 Fiesta Bowl. The 95-29 record compiled by the Frogs in the 2000s ranked No. 7 nationally.

Despite losing 26 seniors to graduation off his Rose Bowl championship team, Patterson led a 2011 TCU squad to a third consecutive Mountain West championship. It marked the first time the Horned Frogs won a conference title in three straight seasons. TCU was also the first team in MWC history to win the league championship in three consecutive campaigns.

BIG 12 CONFERENCE

The Horned Frogs have left their mark in the Big 12 since beginning play in 2012.

In 2017, the Horned Frogs won at least 11 games for the third time in four years with an 11-3 record, 7-2 in conference play, and appearance in the Big 12 Championship Game. TCU also defeated Stanford, 39-37, in the Valero Alamo Bowl.

In just their third season in the Big 12 in 2014, the Horned Frogs went 8-1 to capture their first Big 12 championship, the sixth conference crown in three different leagues under Head Coach Gary Patterson. TCU capped the season with a 42-3 victory over Ole Miss in the Chick-fil-A Peach Bowl.

The 2015 season saw the Horned Frogs end the campaign with more bowl success. No. 11 TCU defeated No. 15 Oregon, 47-41 in triple-overtime in the 2016 Valero Alamo Bowl after trailing 31-0 at halftime. TCU's remarkable second-half effort tied for the largest comeback in a bowl game and the second-largest rally in any FBS game.

TCU began its inaugural season in the Big 12 in 2012 and won its first conference game Sept. 15 at Kansas. The Frogs added league victories at Baylor, West Virginia and Texas before finishing the season with a 7-6 overall record. Patterson led the team to the postseason for the eighth straight year, a matchup against Michigan State in the Buffalo Wild Wings Bowl.

CAREER VICTORIES

| | | |
|-----|-------------------|-----|
| 1. | Gary Patterson | 181 |
| 2. | Dutch Meyer | 109 |
| 3. | Abe Martin | 74 |
| 4. | Francis Schmidt | 47 |
| 5. | Jim Wacker | 40 |
| 6. | Madison A. Bell | 33 |
| 7. | Dennis Franchione | 25 |
| 8. | Pat Sullivan | 24 |
| 9. | W. L. Driver | 15 |
| | Fred Taylor | 15 |
| 11. | Milton Daniel | 14 |
| 12. | F. A. Dry | 12 |
| 13. | Billy Tohill | 11 |
| | J. R. Langley | 11 |
| 15. | E. J. Hyde | 10 |

GAMES COACHED

| | | |
|-----|-------------------|-----|
| 1. | Gary Patterson | 260 |
| 2. | Dutch Meyer | 201 |
| 3. | Abe Martin | 145 |
| 4. | Jim Wacker | 100 |
| 5. | Pat Sullivan | 67 |
| 6. | F. A. Dry | 66 |
| 7. | Francis Schmidt | 57 |
| 8. | Madison A. Bell | 55 |
| 9. | Fred Taylor | 41 |
| 10. | Dennis Franchione | 35 |
| 11. | Jim Shofner | 33 |
| 12. | Billy Tohill | 26 |
| 13. | E. J. Hyde | 23 |
| 14. | W. L. Driver | 20 |



Abe Martin, Gary Patterson, Francis Schmidt, Jim Wacker, Madison Bell, Dennis Franchione, Pat Sullivan, Fred Taylor and F.A. Dry.

NATIONAL CHAMPIONSHIP TEAMS

1935



TCU was tabbed No. 1 in the nation by the Williamson System, the only rating organization to publish a list after the New Year's Day Bowl contest, and ranked among the top five teams in the country by all rating services at the conclusion of the regular season. Featuring stars Sammy Baugh and Darrell Lester, the Frogs won 10 straight games before falling to SWC Champion SMU in the next-to-last game of the regular season. The Horned Frogs later defeated LSU, 3-2, in the 1936 Sugar Bowl. TCU ended the year with a record of 12-1.

1938



This remarkable Frog combine was ranked No. 1 by all the rating systems. TCU's first undefeated and untied team won the SWC Championship, then followed that feat with a Sugar Bowl victory over Carnegie Tech, 15-7. The 1938 lineup included three All-Americans – Davey O'Brien, who was the first footballer to win the Walter Camp, Heisman and Maxwell trophies the same year, plus Ki Aldrich and I.B. Hale. The Frogs ended the season with a record of 11-0.

| Year | OVERALL | | | | | | CONFERENCE | | | |
|------|-----------------|---|---|------|------|---------------------------|------------|---|---|--------|
| | W | L | T | Pts. | Opp. | Coach | W | L | T | Finish |
| 1896 | 1 | 1 | 1 | 8 | 28 | None | | | | |
| 1897 | 3 | 1 | 0 | 78 | 24 | Joe J. Field | | | | |
| 1898 | 1 | 3 | 1 | 41 | 60 | James Morrison | | | | |
| 1899 | 0 | 0 | 1 | 0 | 0 | None | | | | |
| 1900 | No Games Played | | | | | | | | | |
| 1901 | 1 | 2 | 1 | 5 | 78 | None | | | | |
| 1902 | 0 | 5 | 1 | 0 | 93 | H. E. Hildebrand | | | | |
| 1903 | 0 | 7 | 0 | 11 | 100 | None | | | | |
| 1904 | 1 | 4 | 1 | 5 | 90 | C. E. Cronk | | | | |
| 1905 | 4 | 4 | 0 | 77 | 65 | E. J. Hyde | | | | |
| 1906 | 2 | 5 | 0 | 26 | 108 | E. J. Hyde | | | | |
| 1907 | 4 | 2 | 2 | 90 | 69 | E. J. Hyde | | | | |
| 1908 | 6 | 3 | 0 | 155 | 68 | J. R. Langley | | | | |
| 1909 | 5 | 2 | 1 | 95 | 33 | J. R. Langley | 2 | 0 | 0 | |
| 1910 | 2 | 6 | 1 | 45 | 187 | Kemp Lewis | 0 | 1 | 1 | |
| 1911 | 4 | 5 | 0 | 114 | 106 | Henry W. Lever | 0 | 3 | 0 | |
| 1912 | 8 | 1 | 0 | 230 | 53 | W. T. Stewart | 3 | 0 | 0 | |
| 1913 | 3 | 1 | 2 | 44 | 6 | Fred Cahoon | 1 | 0 | 0 | |
| 1914 | 4 | 4 | 2 | 117 | 118 | S. A. Boles | 2 | 2 | 0 | |
| 1915 | 4 | 5 | 0 | 130 | 182 | E. Y. Freeland | 2 | 0 | 0 | |
| 1916 | 6 | 2 | 1 | 217 | 85 | Milton Daniel | 3 | 0 | 0 | |
| 1917 | 8 | 2 | 0 | 201 | 59 | Milton Daniel | 2 | 0 | 0 | |
| 1918 | 4 | 3 | 0 | 96 | 40 | E. M. Tipton | 2 | 0 | 0 | |
| 1919 | 1 | 7 | 0 | 20 | 119 | T. D. Hackney | 0 | 2 | 0 | |
| 1920 | 9 | 1 | 0 | 170 | 109 | W. L. Driver | 3 | 0 | 0 | 1st |
| 1921 | 6 | 3 | 1 | 132 | 75 | W. L. Driver | 0 | 1 | 0 | |
| 1922 | 2 | 5 | 3 | 91 | 167 | John McKnight | 0 | 3 | 1 | |
| 1923 | 4 | 5 | 0 | 93 | 137 | Madison A. Bell | 2 | 1 | 0 | 3rd |
| 1924 | 4 | 5 | 0 | 83 | 96 | Madison A. Bell | 1 | 5 | 0 | 8th |
| 1925 | 7 | 1 | 1 | 133 | 54 | Madison A. Bell | 2 | 1 | 1 | T-2nd |
| 1926 | 6 | 1 | 2 | 110 | 74 | Madison A. Bell | 1 | 1 | 2 | 5th |
| 1927 | 4 | 3 | 2 | 89 | 64 | Madison A. Bell | 1 | 2 | 2 | 5th |
| 1928 | 8 | 2 | 0 | 142 | 28 | Madison A. Bell | 3 | 2 | 0 | T-3rd |
| 1929 | 9 | 0 | 1 | 249 | 33 | Francis A. Schmidt | 4 | 0 | 1 | 1st |
| 1930 | 9 | 2 | 1 | 298 | 49 | Francis A. Schmidt | 4 | 2 | 0 | 3rd |
| 1931 | 9 | 2 | 1 | 159 | 41 | Francis A. Schmidt | 4 | 1 | 1 | 2nd |
| 1932 | 10 | 0 | 1 | 283 | 23 | Francis A. Schmidt | 6 | 0 | 0 | 1st |
| 1933 | 10 | 1 | 1 | 208 | 49 | Francis A. Schmidt | 5 | 1 | 0 | T-2nd |
| 1934 | 8 | 4 | 0 | 173 | 116 | Dutch Meyer | 3 | 3 | 0 | 4th |
| 1935 | 12 | 1 | 0 | 265 | 73 | Dutch Meyer | 5 | 1 | 0 | 2nd |
| 1936 | 9 | 2 | 2 | 164 | 58 | Dutch Meyer | 4 | 1 | 1 | 2nd |
| 1937 | 4 | 4 | 2 | 73 | 71 | Dutch Meyer | 3 | 1 | 2 | 2nd |
| 1938 | 11 | 0 | 0 | 269 | 60 | Dutch Meyer | 6 | 0 | 0 | 1st |
| 1939 | 3 | 7 | 0 | 116 | 119 | Dutch Meyer | 1 | 5 | 0 | 6th |
| 1940 | 3 | 7 | 0 | 116 | 121 | Dutch Meyer | 2 | 4 | 0 | 5th |
| 1941 | 7 | 3 | 1 | 152 | 135 | Dutch Meyer | 4 | 1 | 1 | T-2nd |
| 1942 | 7 | 3 | 0 | 129 | 82 | Dutch Meyer | 4 | 2 | 0 | 3rd |
| 1943 | 2 | 6 | 0 | 71 | 146 | Dutch Meyer | 1 | 4 | 0 | T-5th |
| 1944 | 7 | 3 | 1 | 53 | 109 | Dutch Meyer | 3 | 1 | 1 | 1st |
| 1945 | 5 | 5 | 0 | 91 | 156 | Dutch Meyer | 3 | 3 | 0 | T-3rd |
| 1946 | 2 | 7 | 1 | 90 | 148 | Dutch Meyer | 2 | 4 | 0 | T-5th |
| 1947 | 4 | 5 | 2 | 114 | 154 | Dutch Meyer | 2 | 3 | 1 | 4th |
| 1948 | 4 | 5 | 1 | 125 | 143 | Dutch Meyer | 1 | 4 | 1 | 6th |
| 1949 | 6 | 3 | 1 | 205 | 185 | Dutch Meyer | 3 | 3 | 0 | T-3rd |
| 1950 | 5 | 5 | 0 | 157 | 161 | Dutch Meyer | 3 | 3 | 0 | T-3rd |
| 1951 | 6 | 5 | 0 | 206 | 183 | Dutch Meyer | 5 | 1 | 0 | 1st |
| 1952 | 4 | 4 | 2 | 141 | 103 | Dutch Meyer | 2 | 2 | 2 | 4th |
| 1953 | 3 | 7 | 0 | 116 | 150 | Abe Martin | 1 | 5 | 0 | 6th |
| 1954 | 4 | 6 | 0 | 164 | 155 | Abe Martin | 1 | 5 | 0 | 6th |
| 1955 | 9 | 2 | 0 | 293 | 105 | Abe Martin | 5 | 1 | 0 | 1st |
| 1956 | 8 | 3 | 0 | 231 | 110 | Abe Martin | 5 | 1 | 0 | 2nd |
| 1957 | 5 | 4 | 1 | 134 | 101 | Abe Martin | 2 | 4 | 0 | 5th |
| 1958 | 8 | 2 | 1 | 218 | 78 | Abe Martin | 5 | 1 | 0 | 1st |
| 1959 | 8 | 3 | 0 | 169 | 75 | Abe Martin | 5 | 1 | 0 | T-1st |
| 1960 | 4 | 4 | 2 | 85 | 94 | Abe Martin | 3 | 3 | 1 | 5th |
| 1961 | 3 | 5 | 2 | 113 | 194 | Abe Martin | 2 | 4 | 1 | 5th |
| 1962 | 6 | 4 | 0 | 167 | 154 | Abe Martin | 5 | 2 | 0 | 3rd |

YEAR-BY-YEAR RECORDS

| Year | OVERALL | | | | | | CONFERENCE | | | |
|------|---------|----|---|------|------|---------------------------|------------|---|---|--------|
| | W | L | T | Pts. | Opp. | Coach | W | L | T | Finish |
| 1963 | 4 | 5 | 1 | 131 | 165 | Abe Martin | 2 | 4 | 1 | 5th |
| 1964 | 4 | 6 | 0 | 94 | 169 | Abe Martin | 3 | 4 | 0 | 6th |
| 1965 | 6 | 5 | 0 | 170 | 156 | Abe Martin | 5 | 2 | 0 | 2nd |
| 1966 | 2 | 8 | 0 | 55 | 149 | Abe Martin | 2 | 5 | 0 | 6th |
| 1967 | 4 | 6 | 0 | 115 | 185 | Fred Taylor | 4 | 3 | 0 | 3rd |
| 1968 | 3 | 7 | 0 | 176 | 215 | Fred Taylor | 2 | 5 | 0 | 6th |
| 1969 | 4 | 6 | 0 | 177 | 293 | Fred Taylor | 4 | 3 | 0 | 3rd |
| 1970 | 4 | 6 | 1 | 189 | 265 | Fred Taylor | 3 | 4 | 0 | 4th |
| 1971 | 6 | 4 | 1 | 214 | 275 | Jim Pittman/Billy Tohill | 5 | 2 | 0 | 3rd |
| 1972 | 5 | 6 | 0 | 213 | 245 | Billy Tohill | 2 | 5 | 0 | 7th |
| 1973 | 3 | 8 | 0 | 189 | 290 | Billy Tohill | 1 | 6 | 0 | 8th |
| 1974 | 1 | 10 | 0 | 79 | 345 | Jim Shofner | 0 | 7 | 0 | 8th |
| 1975 | 1 | 10 | 0 | 103 | 325 | Jim Shofner | 1 | 6 | 0 | 7th |
| 1976 | 0 | 11 | 0 | 128 | 430 | Jim Shofner | 0 | 8 | 0 | 9th |
| 1977 | 2 | 9 | 0 | 184 | 434 | F. A. Dry | 1 | 7 | 0 | 8th |
| 1978 | 2 | 9 | 0 | 109 | 357 | F. A. Dry | 0 | 8 | 0 | 9th |
| 1979 | 2 | 8 | 1 | 127 | 226 | F. A. Dry | 1 | 6 | 1 | 8th |
| 1980 | 1 | 10 | 0 | 143 | 292 | F. A. Dry | 1 | 7 | 0 | 9th |
| 1981 | 2 | 7 | 2 | 230 | 299 | F. A. Dry | 1 | 6 | 1 | 8th |
| 1982 | 3 | 8 | 0 | 203 | 266 | F. A. Dry | 2 | 6 | 0 | 8th |
| 1983 | 1 | 8 | 2 | 183 | 252 | Jim Wacker | 1 | 6 | 1 | 8th |
| 1984 | 8 | 4 | 0 | 376 | 280 | Jim Wacker | 5 | 3 | 0 | 3rd |
| 1985 | 3 | 8 | 0 | 150 | 383 | Jim Wacker | 0 | 8 | 0 | 9th |
| 1986 | 3 | 8 | 0 | 259 | 376 | Jim Wacker | 1 | 7 | 0 | 8th |
| 1987 | 5 | 6 | 0 | 261 | 226 | Jim Wacker | 3 | 4 | 0 | T-5th |
| 1988 | 4 | 7 | 0 | 206 | 286 | Jim Wacker | 2 | 5 | 0 | T-4th |
| 1989 | 4 | 7 | 0 | 174 | 252 | Jim Wacker | 2 | 6 | 0 | T-6th |
| 1990 | 5 | 6 | 0 | 292 | 353 | Jim Wacker | 3 | 5 | 0 | T-4th |
| 1991 | 7 | 4 | 0 | 279 | 267 | Jim Wacker | 4 | 4 | 0 | T-5th |
| 1992 | 2 | 8 | 1 | 195 | 319 | Pat Sullivan | 1 | 6 | 0 | 8th |
| 1993 | 4 | 7 | 0 | 201 | 313 | Pat Sullivan | 2 | 5 | 0 | 6th |
| 1994 | 7 | 5 | 0 | 302 | 303 | Pat Sullivan | 4 | 3 | 0 | T-1st |
| 1995 | 6 | 5 | 0 | 217 | 246 | Pat Sullivan | 3 | 4 | 0 | 5th |
| 1996 | 4 | 7 | 0 | 211 | 302 | Pat Sullivan | 3 | 5 | 0 | T-5th |
| 1997 | 1 | 10 | 0 | 172 | 325 | Pat Sullivan | 1 | 7 | 0 | T-7th |
| 1998 | 7 | 5 | 0 | 239 | 216 | Dennis Franchione | 4 | 4 | 0 | 4th |
| 1999 | 8 | 4 | 0 | 344 | 199 | Dennis Franchione | 5 | 2 | 0 | T-1st |
| 2000 | 10 | 2 | 0 | 410 | 106 | Dennis Franchione | 7 | 1 | 0 | T-1st |
| 2001 | 6 | 6 | 0 | 280 | 257 | Gary Patterson | 4 | 3 | 0 | T-5th |
| 2002 | 10 | 2 | 0 | 361 | 222 | Gary Patterson | 6 | 2 | 0 | T-1st |
| 2003 | 11 | 2 | 0 | 380 | 276 | Gary Patterson | 7 | 1 | 0 | 2nd |
| 2004 | 5 | 6 | 0 | 362 | 373 | Gary Patterson | 3 | 5 | 0 | T-6th |
| 2005 | 11 | 1 | 0 | 398 | 223 | Gary Patterson | 8 | 0 | 0 | 1st |
| 2006 | 11 | 2 | 0 | 380 | 160 | Gary Patterson | 6 | 2 | 0 | 2nd |
| 2007 | 8 | 5 | 0 | 339 | 243 | Gary Patterson | 4 | 4 | 0 | 5th |
| 2008 | 11 | 2 | 0 | 437 | 137 | Gary Patterson | 7 | 1 | 0 | 2nd |
| 2009 | 12 | 1 | 0 | 498 | 166 | Gary Patterson | 8 | 0 | 0 | 1st |
| 2010 | 13 | 0 | 0 | 541 | 156 | Gary Patterson | 8 | 0 | 0 | 1st |
| 2011 | 11 | 2 | 0 | 531 | 279 | Gary Patterson | 7 | 0 | 0 | 1st |
| 2012 | 7 | 6 | 0 | 368 | 294 | Gary Patterson | 4 | 5 | 0 | T-5th |
| 2013 | 4 | 8 | 0 | 301 | 303 | Gary Patterson | 2 | 7 | 0 | T-7th |
| 2014 | 12 | 1 | 0 | 604 | 247 | Gary Patterson | 8 | 1 | 0 | T-1st |
| 2015 | 11 | 2 | 0 | 547 | 354 | Gary Patterson | 7 | 2 | 0 | 3rd |
| 2016 | 6 | 7 | 0 | 403 | 364 | Gary Patterson | 4 | 5 | 0 | 5th |
| 2017 | 11 | 3 | 0 | 470 | 266 | Gary Patterson | 7 | 2 | 0 | 2nd |
| 2018 | 7 | 6 | 0 | 306 | 300 | Gary Patterson | 4 | 5 | 0 | T-5th |
| 2019 | 5 | 7 | 0 | 364 | 317 | Gary Patterson | 3 | 6 | 0 | T-7th |
| 2020 | 6 | 4 | 0 | 308 | 242 | Gary Patterson | 5 | 4 | 0 | 6th |
| 2021 | 5 | 7 | 0 | 344 | 419 | Gary Patterson/Jerry Kill | 3 | 6 | 0 | T-7th |

Bold—conference champions

TCU IN THE FINAL NATIONAL RANKINGS

1929 (NO. 7)

TCU's first Southwest Conference championship team, led by halfback Cy Leland, quarterback Howard Grubbs and All-America guard Mike Brumbelow, finished the season undefeated (9-0-1) and was placed No. 7 in the nation in an unofficial AP ranking. The familiar AP poll of today was not originated until 1936.

1932 (NO. 4)

The undefeated Horned Frogs (10-0-1) rose to true national prominence in '32 as they romped through the Southwest Conference race with ease and wound up No. 4 in the country in the final rankings of Illustrated Football magazine, the game's leading authority of the era. Six members of the starting line, anchored by All-America guard Johnny Vaught, were named all-conference, as were both halfbacks, Blarnd Spearman and Red Oliver. When Pittsburgh was invited to the Rose Bowl over TCU, the Frogs tried to arrange a post-season game against Tulane, another highly regarded team, but nothing came of it.

1933 (NO. 9)

Coach Francis Schmidt produced three teams in the nation's Top 10 during his five seasons at TCU. The 1933 squad was the third. Paced by halfback Charlie Casper, the Frogs rolled to a 9-2-1 record but closed fast with stunning victories over Texas (30-0), Rice (26-3) and SMU (26-6). This finish impressed the syndicated sportswriter Grantland Rice so much he put TCU No. 9 in the final national rankings of his popular annual ratings service known as Grantland Rice's Cities Service Football Guide.

1935 (NO. 1 • NATIONAL CHAMPIONS)

As a TCU lineup produced two All-Americans for the first time – quarterback Sammy Baugh and center Darrell Lester – the Frogs reached the zenith of a national championship in the thrilling season of '35. The Frogs were tabbed No. 1 after the bowl games by the Williamson Rating System, the most authoritative poll in the land at the time. TCU wound up No. 1 after its 3-2 victory over powerful LSU in the Sugar Bowl. The Frogs' only loss had been a narrow one (20-14) to SMU in "The Game of the Century." But when the Mustangs were upset by Stanford 7-0 in the Rose Bowl on New Year's Day, the same afternoon that TCU whipped LSU in New Orleans, Williamson crowned TCU No. 1.

1936 (NO. 5)

Injuries, freaky upsets and a couple of foul-weather scoreless ties couldn't keep Sammy Baugh from repeating as an All-American and leading the Frogs to No. 5 in the nation in the final Williamson Rating System. Along the way, Baugh knocked off conference champion Arkansas, rudely upset the nation's last remaining perfect-record team, Santa Clara, and then won a duel with Marquette in the inaugural Cotton Bowl Classic. All of that left the Frogs with a 9-2-2 record.

1938 (NO. 1 • NATIONAL CHAMPIONS)

A dream season. This incredible Frogs team handily went 11-0, including the 15-7 victory over No. 5 Carnegie Tech in the Sugar Bowl. TCU captured every meaningful No. 1 ranking – AP, Williamson, Helms – turned out eight all-conference players on various selections, and three All-Americans, quarterback Davey O'Brien, center Ki Aldrich, and tackle I.B. Hale. O'Brien received the Heisman, Maxwell and Camp trophies. As the true national champions, the Frogs outpolled three other undefeated elevens in '38 – Tennessee, Oklahoma and Duke.

1941 (NO. 10)

Quarterback cohorts Kyle Gillespie and Emery Nix led the Frogs to a 7-2-1 record with the aid of All-America tackle Derrell Palmer and all-conference end Bruce Alford. Their only losses were to top-10 teams, No. 6 Fordham and No. 9 Texas A&M. But later, Nix sparked TCU to a memorable 14-7 upset of No. 1-ranked Texas. Ultimately, at the end of the regular season, the Williamson Rating System thought highly enough of the Frogs to rank them No. 10 in the nation. They became the first Southwest Conference team to play in the Orange Bowl, where they lost a wild one to Georgia, 40-26.

1951 (NO. 10)

Sophomore Ray McKown, running and passing out of the old Dutch Meyer spread formation, carried the Frogs to their most surprising conference title with only a 6-4 record. Still, these Frogs were ranked No. 10 in the nation in the UPI poll at the season's end. In so doing, McKown earned All-America honors, as did Keith Flowers and tackle Doug Conaway. In the Cotton Bowl game, TCU outgained Bear Bryant's Kentucky team by a huge margin, but saw no fewer than five drives stall inside Kentucky's 10-yard line, and were outscored, 20-7.

1955 (NO. 5)

Jim Swink set rushing and scoring records galore as the Frogs loitered the whole season among the nation's elite and won the Southwest Conference championship. In the end, with a 9-1 regular season record, they were ranked No. 3 by the Litkenhouse System, No. 5 by UPI, and No. 6 by AP. Swink was a unanimous All-America halfback and runner-up for the Heisman Trophy and center Hugh Pitts also made All-America.

1958 (NO. 9)

The Frogs breezed to an 8-2 record and the conference crown behind the passing of Hunter Enis, the running of Jack Spikes and Marvin Lasater, and the line play of All-America tackle Don Floyd. TCU was ranked No. 9 in the final UPI poll and No. 10 by the AP. In the Cotton Bowl game they fought undefeated and No. 6-ranked Air Force to a 0-0 tie.

1959 (NO. 7)

These Frogs basically put three All-Americans on the field with fullback Jack Spikes and tackles Don Floyd, a repeat selection, and Bob Lilly, who would be a unanimous choice in '60. They bruised their way to another 8-2 record, tying Texas and Arkansas for the conference title. When all the votes were in from the final polls, TCU was ranked No. 7 by AP and No. 8 by UPI.

2000 (NO. 18 ESPN/USA TODAY; NO. 21 AP)

LaDainian Tomlinson became one of college football's greatest ball carriers – only the second player in history to rush for more than 2,000 yards in a season and more than 5,000 in a career. Behind "LT," the Frogs sped to a 10-2 season record and the WAC championship. This performance enticed the Dunkel Index, one of the eight selectors for the Bowl Championship Series, to rate the Frogs No. 7 in the nation, their highest ranking in 40 seasons.

2002 (NO. 22 ESPN/USA TODAY; NO. 23 AP)

After a season-opening overtime loss at Cincinnati, the Frogs reeled off 10 wins in their next 11 games. The Frogs gained a share of the Conference USA title and posted an AXA Liberty Bowl win over Colorado State. Linebacker LaMarcus McDonald, the league's Defensive Player of the Year, led a squad that ranked first in the nation in both total defense and in stopping the run.

2003 (NO. 24 ESPN/USA TODAY; NO. 25 AP)

The Frogs reeled off 10 straight wins to open the season, climbing as high as No. 10 in the national rankings. Their success, which included five three-point wins, caught the attention of the nation, as they moved to sixth in the BCS standings, the highest ranking ever for a school from a non-BCS conference. A late season loss at Southern Miss kept the Frogs from winning their second-straight conference title. The Horned Frogs hosted nationally-ranked Boise State in the inaugural PlainsCapital Fort Worth Bowl and dropped an exciting 34-31 contest. Nick Browne was the Conference USA Special Teams Player of the Year and earned All-America accolades. Defensive end Bo Schobel set a school record for sacks while earning second-team All-America honors from the AP. Head coach Gary Patterson was one of three finalists for the Eddie Robinson Coach of the Year honors.

2005 (NO. 9 USA TODAY; NO. 11 AP)

TCU (11-1, 8-0) closed the season ranked ninth by *USA Today* for its highest appearance in a final poll since finishing seventh in the 1959 campaign. TCU opened and closed 2005 with victories over Big 12 bowl teams, winning at Oklahoma and then defeating Iowa State. In its first season of Mountain West Conference play, TCU became just the third team in league history to post an undefeated record (8-0). In the process, TCU captured its first outright league championship since sweeping through the Southwest Conference en route to the 1938 national title. TCU paced the Mountain West Conference with 18 all-conference selections with Cory Rodgers a consensus All-American at kick returner. Gary Patterson was the MWC Coach of the Year with tailback Aaron Brown named Freshman of the Year. Linebacker Jason Phillips and defensive end Tommy Blake were Freshman and Sophomore All-Americans, respectively.

2006 (NO. 21 USA TODAY; NO. 22 AP)

TCU (11-2, 6-2) posted its fourth 10-win season in the last five years. The Frogs became one of just five teams in the nation to reach 11 victories three times in the last four campaigns. The Frogs finished the campaign ranked 21st by the AP and 22nd in the *USA Today* poll. It represented the fifth time in the past seven years that TCU closed the season in the top 25. The Frogs ranked second nationally in total defense (234.9 yards per game) and run defense (60.8 yards per game) while placing third in scoring defense (12.3 points per game). TCU was one of three teams nationally to not allow a 100-yard rushing game by an opposing running back.

2008 (NO. 7 USA TODAY; NO. 7 AP)

TCU finished with its highest national ranking in half a century when it appeared at No. 7 in the final release of the AP and *USA Today* polls. The Frogs reached 10 wins for the fifth time in seven years with an 11-2 record. The only losses came at the hands of then-No. 2 Oklahoma, which played in the BCS Championship Game, and Utah, the nation's only undefeated team at 13-0. A Poinsettia Bowl win over previously-unbeaten Boise State capped off the season. The Horned Frogs featured the nation's top-ranked defensive unit in 2008, leading the nation in total defense for the third time in nine seasons by surrendering just 217.8 yards per game, in addition to topping the country in run defense (47.1 ypg). Junior defensive end Jerry Hughes was a consensus first-team All-America selection after leading the nation with 15 sacks and six forced fumbles.

2009 (NO. 6 USA TODAY; NO. 6 AP)

The 2009 Frogs experienced the program's most successful season since the 1930's by earning an at-large bid to the Fiesta Bowl--the school's first BCS berth since the system was adopted by major college football. The team finished the year No. 6 in both polls for its best end-of-season ranking since the 1938 national title season following a 17-10 loss to Boise State in the Fiesta Bowl. Three Frogs were named All-Americans, including defensive end Jerry Hughes, who became only the second consensus first-team pick in school history, while Patterson was honored with nine different National Coach of the Year awards. Hughes also reeled in a pair of major national honors in the Ted Hendricks Award and Lott Trophy, while quarterback Andy Dalton was named MWC Offensive Player of the Year. The Hughes-led defense led the nation in total defense (239.7 ypg) for the fourth time in the decade, while the Frog offense broke school records for points scored (38.3 ppg) and total offense (456.7 ypg).

2010 (NO. 2 USA TODAY; NO. 2 AP)

TCU (13-0) defeated Wisconsin, 21-19, in the Rose Bowl to cap its first undefeated season since capturing the 1938 national championship with an 11-0 ledger. It's the first 13-win season at TCU and just the second undefeated and untied campaign in program history. The Frogs finished second in the AP and *USA Today* polls, marking its highest season-ending ranking since 1938. The Frogs posted their third straight top-10 final ranking, marking the first time TCU has finished in the top-10 in three consecutive seasons. TCU is the only school in the nation to finish in both the AP and *USA Today* top 10 the last three years. TCU led the nation in total defense for a third straight year in 2010 and has now finished first in that category more times (five) than any other program since the NCAA began tracking statistics in 1937. Jake Kirkpatrick claimed the Rimington Trophy, given to the nation's best center, while Tejay Johnson became the third consensus first-team All-American in TCU history.

2011 (NO. 13 USA TODAY; NO. 14 AP)

Bolstered by a win at No. 5 Boise State, TCU posted its fourth-straight top-15 finish in both polls in 2011. The Frogs are one of just four schools to finish in the top-15 of both major polls over the last four seasons. The Horned Frogs opened the year No. 14 in the Associated Press poll and No. 15 in the *USA Today*. TCU fell out of the polls after a loss to SMU, but closed the year with eight-straight wins, including a 31-24 triumph over Louisiana Tech in the Poinsettia Bowl. Its biggest win of the season came Nov. 12, when TCU went on the road and defeated No. 5 Boise State. In snapping Boise State's 35-game home winning streak, TCU paved the way for its third-straight Mountain West title.

2014 (NO. 3 USA TODAY; NO. 3 AP)

Behind a high-powered offense and stingy defense, the Horned Frogs closed the season No. 3 nationally, marking its seventh all-time top-five finish. The Horned Frogs went 12-1 and capped their season with a 42-3 rout of No. 9 Ole Miss in the Chick-fil-A Peach Bowl, marking their fifth win over a ranked opponent.

2015 (No. 7 USA TODAY; No. 7 AP)

By appearing at No. 7 in both major polls, the Horned Frogs posted their second straight top-10 final ranking. TCU's 11-2 record marked its eighth 11-win campaign in the last 11 seasons. The Horned Frogs closed the year by rallying from a 31-0 halftime deficit for a 47-41, triple-overtime victory over Oregon in the Valero Alamo Bowl. The comeback tied for the largest ever in a bowl game and the second-largest in any FBS game in history. TCU's successful 2015 season came despite suffering a rash of injuries that saw 20 starters sidelined at various points in the year.

2017 (No. 9 USA TODAY; No. 9 AP)

Picked to finish fifth in the preseason Big 12 poll, the Horned Frogs proved the prognosticators wrong by placing second in conference play with a 7-2 record and earning a spot in the Big 12 Championship Game. The Horned Frogs were 11-3 overall and capped their season by rallying from an 18-point deficit for a 39-37 victory over Stanford in the Valero Alamo Bowl. TCU was ninth in season-ending polls to become one of just five programs nationally to earn a top-10 final ranking in at least three of the past four seasons.

TCU IN THE ASSOCIATED PRESS POLL

1936

| Date | Record | Rank |
|---------|--------|------|
| Nov. 9 | 5-2-1 | 18 |
| Nov. 23 | 7-2-1 | 18 |
| Nov. 30 | 7-2-2 | 16 |

1936 FINAL POLL

| Rank | Team | Record |
|------|--------------|--------------|
| 1 | Minnesota | 7-1-0 |
| 2 | LSU | 9-1-0 |
| 3 | Pittsburgh | 8-1-1 |
| 4 | Alabama | 8-0-1 |
| 5 | Washington | 7-2-1 |
| 6 | Santa Clara | 8-1-0 |
| 7 | Northwestern | 7-1-0 |
| 8 | Notre Dame | 6-2-1 |
| 9 | Nebraska | 7-2-0 |
| 10 | Pennsylvania | 7-1-0 |
| 11 | Duke | 9-1-0 |
| 12 | Yale | 7-1-0 |
| 13 | Dartmouth | 7-1-0 |
| 14 | Duquesne | 8-2-0 |
| 15 | Fordham | 5-1-2 |
| 16 | TCU | 9-2-2 |
| 17 | Tennessee | 6-2-2 |
| 18 | Arkansas | 7-3-0 |
| 19 | Navy | 6-3-0 |
| 20 | Marquette | 7-2-0 |

1937

| Date | Record | Rank |
|---------|--------|------|
| Nov. 22 | 3-4-2 | 14 |
| Nov. 29 | 4-4-2 | 16 |

1937 FINAL POLL

| Rank | Team | Record |
|------|----------------|--------------|
| 1 | Pittsburgh | 9-0-1 |
| 2 | California | 10-0-1 |
| 3 | Fordham | 7-0-1 |
| 4 | Alabama | 9-1-0 |
| 5 | Minnesota | 6-2-0 |
| 6 | Villanova | 8-0-1 |
| 7 | Dartmouth | 7-0-2 |
| 8 | LSU | 9-2-0 |
| 9 | Notre Dame | 6-2-1 |
| 10 | Santa Clara | 9-0-0 |
| 11 | Nebraska | 6-1-2 |
| 12 | Yale | 6-1-1 |
| 13 | Ohio State | 6-2-0 |
| 14 | Arkansas | 6-2-2 |
| 15 | Holy Cross | 8-0-2 |
| 16 | TCU | 4-4-2 |
| 17 | Colorado | 8-1-0 |
| 18 | Rice | 6-3-2 |
| 19 | North Carolina | 7-1-1 |
| 20 | Duke | 7-2-1 |

1938

| Date | Record | Rank |
|---------|--------|------|
| Oct. 17 | 4-0-0 | 7 |
| Oct. 24 | 5-0-0 | 4 |
| Oct. 31 | 6-0-0 | 2 |
| Nov. 7 | 7-0-0 | 1 |
| Nov. 14 | 8-0-0 | 2 |
| Nov. 21 | 9-0-0 | 2 |
| Nov. 28 | 10-0-0 | 2 |
| Dec. 5 | 10-0-0 | 1 |

1938 FINAL POLL

| Rank | Team | Record |
|------|-----------------|---------------|
| 1 | TCU | 11-0-0 |
| 2 | Tennessee | 11-0-0 |
| 3 | Duke | 9-1-0 |
| 4 | Oklahoma | 10-1-0 |
| 5 | Notre Dame | 8-1-0 |
| 6 | Carnegie Mellon | 7-2-0 |
| 7 | USC | 9-2-0 |
| 8 | Pittsburgh | 8-2-0 |
| 9 | Holy Cross | 8-1-0 |
| 10 | Minnesota | 6-2-0 |
| 11 | Texas Tech | 10-1-0 |
| 12 | Cornell | 5-1-1 |
| 13 | Alabama | 7-1-1 |
| 14 | California | 10-1-0 |
| 15 | Fordham | 6-1-2 |
| 16 | Michigan | 6-1-1 |
| 17 | Northwestern | 4-2-2 |
| 18 | Villanova | 8-0-1 |
| 19 | Tulane | 7-2-1 |
| 20 | Dartmouth | 7-2-0 |

1941

| Date | Record | Rank |
|---------|--------|------|
| Nov. 17 | 6-2-0 | 19 |

1942

| Date | Record | Rank |
|---------|--------|------|
| Oct. 12 | 3-0-0 | 17 |
| Oct. 19 | 4-0-0 | 12 |
| Oct. 26 | 5-0-0 | 9 |
| Nov. 16 | 6-2-0 | 18 |

1951

| Date | Record | Rank |
|---------|--------|------|
| Nov. 5 | 5-2-0 | 13 |
| Nov. 12 | 5-2-0 | 13 |
| Nov. 26 | 5-4-0 | 11 |
| Dec. 3 | 6-4-0 | 11 |

1951 FINAL POLL

| Rank | Team | Record |
|------|----------------|--------------|
| 1 | Tennessee | 10-1-0 |
| 2 | Michigan State | 9-0-0 |
| 3 | Maryland | 10-0-0 |
| 4 | Illinois | 9-0-1 |
| 5 | Georgia Tech | 11-0-1 |
| 6 | Princeton | 9-0-0 |
| 7 | Stanford | 9-2-0 |
| 8 | Wisconsin | 7-1-1 |
| 9 | Baylor | 8-2-1 |
| 10 | Oklahoma | 8-2-0 |
| 11 | TCU | 6-5-0 |
| 12 | California | 8-2-0 |
| 13 | Virginia | 8-1-0 |
| 14 | San Francisco | 9-0-0 |
| 15 | Kentucky | 8-4-0 |
| 16 | Boston | 6-4-0 |
| 17 | UCLA | 5-3-1 |
| 18 | Washington St. | 7-3-0 |
| 19 | Holy Cross | 8-2-0 |
| 20 | Clemson | 7-3-0 |

1952

| Date | Record | Rank |
|-----------|--------|------|
| Preseason | 0-0-0 | 9 |

1954

| Date | Record | Rank |
|----------|--------|------|
| Sept. 20 | 1-0-0 | 20 |
| Oct. 18 | 3-2-0 | 20 |
| Oct. 25 | 4-2-0 | 17 |

1955

| Date | Record | Rank |
|----------|--------|------|
| Sept. 26 | 2-0-0 | 10 |
| Oct. 3 | 3-0-0 | 8 |
| Oct. 10 | 4-0-0 | 7 |
| Oct. 17 | 4-1-0 | 18 |
| Oct. 24 | 5-1-0 | 14 |
| Oct. 31 | 6-1-0 | 10 |
| Nov. 7 | 6-1-0 | 8 |
| Nov. 14 | 7-1-0 | 7 |
| Nov. 21 | 8-1-0 | 7 |
| Nov. 28 | 9-1-0 | 6 |

1955 FINAL POLL

| Rank | Team | Record |
|------|----------------|--------------|
| 1 | Oklahoma | 11-0-0 |
| 2 | Michigan State | 9-1-0 |
| 3 | Maryland | 10-1-0 |
| 4 | UCLA | 9-2-0 |
| 5 | Ohio State | 7-2-0 |
| 6 | TCU | 9-2-0 |
| 7 | Georgia Tech | 9-1-1 |
| 8 | Auburn | 8-2-1 |
| 9 | Notre Dame | 8-2-0 |
| 10 | Ole Miss | 10-1-0 |
| 11 | Pittsburgh | 7-4-0 |
| 12 | Michigan | 7-2-0 |
| 13 | USC | 6-4-0 |
| 14 | Miami (Fla.) | 6-3-0 |
| 15 | Miami (Ohio) | 9-0-0 |
| 16 | Stanford | 6-3-1 |
| 17 | Texas A&M | 7-2-1 |
| 18 | Navy | 6-2-1 |
| 19 | West Virginia | 8-2-0 |
| 20 | Army | 6-3-0 |

1956

| Date | Record | Rank |
|-----------|--------|------|
| Preseason | 0-0-0 | 7 |
| Sept. 24 | 1-0-0 | 4 |
| Oct. 1 | 1-0-0 | 8 |
| Oct. 8 | 2-0-0 | 4 |
| Oct. 15 | 3-0-0 | 4 |
| Oct. 22 | 3-1-0 | 10 |
| Nov. 5 | 4-2-0 | 17 |
| Nov. 19 | 5-3-0 | 18 |
| Nov. 26 | 6-3-0 | 14 |
| Dec. 3 | 7-3-0 | 14 |

1956 FINAL POLL

| Rank | Team | Record |
|------|-------------------|--------------|
| 1 | Oklahoma | 10-0-0 |
| 2 | Tennessee | 10-1-0 |
| 3 | Iowa | 9-1-0 |
| 4 | Georgia Tech | 10-1-0 |
| 5 | Texas A&M | 9-0-1 |
| 6 | Miami (Fla.) | 8-1-1 |
| 7 | Michigan | 7-2-0 |
| 8 | Syracuse | 7-2-0 |
| 9 | Michigan State | 7-2-0 |
| 10 | Oregon State | 7-3-1 |
| 11 | Baylor | 9-2-0 |
| 12 | Minnesota | 6-1-2 |
| 13 | Pittsburgh | 7-3-1 |
| 14 | TCU | 8-3-0 |
| 15 | Ohio State | 6-3-0 |
| 16 | Navy | 6-1-2 |
| 17 | George Washington | 8-1-1 |
| 18 | USC | 8-2-0 |
| 19 | Clemson | 7-2-2 |
| 20 | Colorado | 8-2-1 |

1957

| Date | Record | Rank |
|----------|--------|------|
| Sept. 30 | 1-0-1 | 18 |
| Nov. 11 | 4-2-1 | 17 |

1958

| Date | Record | Rank |
|-----------|--------|------|
| Preseason | 0-0-0 | 8 |
| Sept. 22 | 1-0-0 | 6 |
| Oct. 13 | 3-1-0 | 20 |
| Oct. 20 | 4-1-0 | 16 |
| Oct. 27 | 4-1-0 | 18 |
| Nov. 3 | 5-1-0 | 11 |
| Nov. 10 | 6-1-0 | 9 |
| Nov. 17 | 7-1-0 | 7 |
| Nov. 24 | 8-1-0 | 7 |
| Dec. 1 | 8-2-0 | 10 |

1958 FINAL POLL

| Rank | Team | Record |
|------|----------------|--------------|
| 1 | LSU | 11-0-0 |
| 2 | Iowa | 8-1-1 |
| 3 | Army | 8-0-1 |
| 4 | Auburn | 9-0-1 |
| 5 | Oklahoma | 10-1-0 |
| 6 | Air Force | 9-0-2 |
| 7 | Wisconsin | 7-1-1 |
| 8 | Ohio State | 6-1-2 |
| 9 | Syracuse | 8-2-0 |
| 10 | TCU | 8-2-1 |
| 11 | Ole Miss | 9-2-0 |
| 12 | Clemson | 8-3-0 |
| 13 | Purdue | 6-1-2 |
| 14 | Florida | 6-4-1 |
| 15 | South Carolina | 7-3-0 |
| 16 | California | 7-4-0 |
| 17 | Notre Dame | 6-4-0 |
| 18 | SMU | 6-4-0 |
| 19 | Oklahoma State | 8-3-0 |
| 20 | Rutgers | 8-1-0 |

1959

| Date | Record | Rank |
|-----------|--------|------|
| Preseason | 0-0-0 | 13 |
| Sept. 21 | 1-0-0 | 9 |
| Oct. 19 | 3-2-0 | 16 |
| Oct. 26 | 4-2-0 | 15 |
| Nov. 2 | 5-2-0 | 17 |
| Nov. 9 | 5-2-0 | 18 |
| Nov. 16 | 6-2-0 | 10 |
| Nov. 23 | 7-2-0 | 8 |
| Nov. 30 | 8-2-0 | 7 |
| Dec. 7 | 8-2-0 | 7 |

1959 FINAL POLL

| Rank | Team | Record |
|------|------------|--------------|
| 1 | Syracuse | 11-0-0 |
| 2 | Ole Miss | 10-1-0 |
| 3 | LSU | 9-2-0 |
| 4 | Texas | 9-2-0 |
| 5 | Georgia | 10-1-0 |
| 6 | Wisconsin | 7-3-0 |
| 7 | TCU | 8-3-0 |
| 8 | Washington | 10-1-0 |
| 9 | Arkansas | 9-2-0 |
| 10 | Alabama | 7-2-2 |
| 11 | Clemson | 9-2-0 |
| 12 | Penn State | 9-2-0 |
| 13 | Illinois | 5-3-1 |
| 14 | USC | 8-2-0 |
| 15 | Oklahoma | 7-3-0 |
| 16 | Wyoming | 9-1-0 |
| 17 | Notre Dame | 5-5-0 |
| 18 | Missouri | 6-5-0 |
| 19 | Florida | 5-4-1 |
| 20 | Pittsburgh | 6-4-0 |

TCU IN THE ASSOCIATED PRESS POLL

1960

| Date | Record | Rank |
|-----------|--------|------|
| Preseason | 0-0-0 | 11 |

1984

| Date | Record | Rank |
|---------|--------|------|
| Oct. 31 | 6-1-0 | 20 |
| Nov. 7 | 7-1-0 | 15 |
| Nov. 14 | 8-1-0 | 12 |
| Nov. 21 | 8-2-0 | 17 |

1990

| Date | Record | Rank |
|---------|--------|------|
| Oct. 23 | 5-1-0 | 24 |

2000

| Date | Record | Rank |
|------------|--------|------|
| Preseason | 0-0 | 20 |
| Aug. 28 | 0-0 | 20 |
| Sept. 3 | 0-0 | 22 |
| Sept. 10 | 1-0 | 20 |
| Sept. 17 | 2-0 | 18 |
| Sept. 24 | 3-0 | 16 |
| Oct. 1 | 4-0 | 14 |
| Oct. 8 | 5-0 | 12 |
| Oct. 15 | 5-0 | 11 |
| Oct. 22 | 6-0 | 11 |
| Oct. 29 | 7-0 | 9 |
| Nov. 5 | 7-1 | 18 |
| Nov. 12 | 8-1 | 15 |
| Nov. 19 | 9-1 | 13 |
| Nov. 26 | 10-1 | 13 |
| Dec. 3 | 10-1 | 13 |
| Postseason | 10-2 | 21 |

2000 FINAL POLL

| Rank | Team | Record |
|------|-------------------|-------------|
| 1 | Oklahoma | 13-0 |
| 2 | Miami (Fla.) | 11-1 |
| 3 | Washington | 11-1 |
| 4 | Oregon State | 11-1 |
| 5 | Florida State | 11-2 |
| 6 | Virginia Tech | 11-1 |
| 7 | Oregon | 10-2 |
| 8 | Nebraska | 10-2 |
| 9 | Kansas State | 11-3 |
| 10 | Florida | 10-3 |
| 11 | Michigan | 9-3 |
| 12 | Texas | 9-3 |
| 13 | Purdue | 8-4 |
| 14 | Colorado State | 10-2 |
| 15 | Notre Dame | 9-3 |
| 16 | Clemson | 9-3 |
| 17 | Georgia Tech | 9-3 |
| 18 | Auburn | 9-4 |
| 19 | South Carolina | 8-4 |
| 20 | Georgia | 8-4 |
| 21 | TCU | 10-2 |
| 22 | LSU | 8-4 |
| 23 | Wisconsin | 9-4 |
| 24 | Mississippi State | 8-4 |
| 25 | Iowa State | 9-3 |

2002

| Date | Record | Rank |
|---------|--------|------|
| Nov. 10 | 7-1 | 25 |
| Nov. 17 | 8-1 | 22 |

2002 FINAL POLL

| Rank | Team | Record |
|------|------------------|-------------|
| 1 | Ohio State | 14-0 |
| 2 | Miami (Fla.) | 12-1 |
| 3 | Georgia | 13-1 |
| 4 | USC | 11-2 |
| 5 | Oklahoma | 12-2 |
| 6 | Texas | 11-2 |
| 7 | Kansas State | 11-2 |
| 8 | Iowa | 11-2 |
| 9 | Michigan | 10-3 |
| 10 | Washington St. | 10-3 |
| 11 | Alabama | 10-3 |
| 12 | N.Carolina State | 11-3 |
| 13 | Maryland | 11-3 |
| 14 | Auburn | 9-4 |
| 15 | Boise State | 12-1 |
| 16 | Penn State | 9-4 |
| 17 | Notre Dame | 10-3 |
| 18 | Virginia Tech | 10-4 |
| 19 | Pittsburgh | 9-4 |
| 20 | Colorado | 9-5 |
| 21 | Florida State | 9-5 |
| 22 | Virginia | 9-5 |
| 23 | TCU | 10-2 |
| 24 | Marshall | 11-2 |
| 25 | West Virginia | 9-4 |

2003

| Date | Record | Rank |
|-----------|--------|------|
| Preseason | 0-0 | 25 |
| Sept. 1 | 0-0 | 25 |
| Sept. 7 | 2-0 | 22 |
| Sept. 14 | 2-0 | 20 |
| Sept. 21 | 3-0 | 19 |
| Sept. 28 | 4-0 | 20 |
| Oct. 5 | 5-0 | T18 |
| Oct. 12 | 6-0 | 16 |
| Oct. 19 | 7-0 | 15 |
| Oct. 26 | 8-0 | 15 |
| Nov. 2 | 8-0 | 13 |
| Nov. 9 | 9-0 | 10 |
| Nov. 16 | 10-0 | 10 |
| Nov. 23 | 10-1 | 19 |
| Nov. 30 | 11-1 | T18 |
| Dec. 7 | 11-1 | T18 |

2003 FINAL POLL

| Rank | Team | Record |
|------|------------------|-------------|
| 1 | USC | 12-1 |
| 2 | LSU | 13-1 |
| 3 | Oklahoma | 12-2 |
| 4 | Ohio State | 11-2 |
| 5 | Miami | 11-2 |
| 6 | Michigan | 10-3 |
| 7 | Georgia | 11-3 |
| 8 | Iowa | 10-3 |
| 9 | Washington State | 10-3 |
| 10 | Miami (Ohio) | 13-1 |
| 11 | Florida State | 10-3 |
| 12 | Texas | 10-3 |
| 13 | Ole Miss | 10-3 |
| 14 | Kansas State | 11-4 |
| 15 | Tennessee | 10-3 |
| 16 | Boise State | 13-1 |
| 17 | Maryland | 10-3 |
| 18 | Purdue | 9-4 |
| 19 | Nebraska | 10-3 |
| 20 | Minnesota | 10-3 |
| 21 | Utah | 10-2 |
| 22 | Clemson | 9-4 |
| 23 | Bowling Green | 11-3 |
| 24 | Florida | 8-5 |
| 25 | TCU | 11-2 |

2005

| Date | Record | Rank |
|------------|--------|------|
| Sept. 5 | 1-0 | 22 |
| Oct. 10 | 5-1 | 25 |
| Oct. 17 | 6-1 | 21 |
| Oct. 24 | 7-1 | 20 |
| Oct. 31 | 8-1 | 20 |
| Nov. 7 | 9-1 | 18 |
| Nov. 14 | 10-1 | 15 |
| Nov. 21 | 10-1 | 15 |
| Nov. 28 | 10-1 | 15 |
| Dec. 5 | 10-1 | 14 |
| Postseason | 11-1 | 11 |

2005 FINAL POLL

| Rank | Team | Record |
|------|----------------|-------------|
| 1 | Texas | 13-0 |
| 2 | USC | 12-1 |
| 3 | Penn State | 11-1 |
| 4 | Ohio State | 10-2 |
| 5 | West Virginia | 11-1 |
| 6 | LSU | 11-2 |
| 7 | Virginia Tech | 11-2 |
| 8 | Alabama | 10-2 |
| 9 | Notre Dame | 9-3 |
| 10 | Georgia | 10-3 |
| 11 | TCU | 11-1 |
| 12 | Florida | 9-3 |
| 12 | Oregon | 10-2 |
| 14 | Auburn | 9-3 |
| 15 | Wisconsin | 10-3 |
| 16 | UCLA | 10-2 |
| 17 | Miami (Fla.) | 9-3 |
| 18 | Boston College | 9-3 |
| 19 | Louisville | 9-3 |
| 20 | Texas Tech | 9-3 |
| 21 | Clemson | 8-4 |
| 22 | Oklahoma | 8-4 |
| 23 | Florida State | 8-5 |
| 24 | Nebraska | 8-4 |
| 25 | California | 8-4 |

2006

| Date | Record | Rank |
|-----------|--------|------|
| Preseason | 0-0 | 21 |
| Sept. 4 | 1-0 | 22 |
| Sept. 11 | 2-0 | 20 |
| Sept. 18 | 3-0 | 16 |
| Sept. 25 | 3-0 | 17 |
| Dec. 4 | 10-2 | 25 |

2006 FINAL POLL

| Rank | Team | Record |
|------|----------------|-------------|
| 1 | Florida | 13-1 |
| 2 | Ohio State | 12-1 |
| 3 | LSU | 11-2 |
| 4 | USC | 11-2 |
| 5 | Boise State | 13-0 |
| 6 | Louisville | 12-1 |
| 7 | Wisconsin | 12-1 |
| 8 | Michigan | 11-2 |
| 9 | Auburn | 11-2 |
| 10 | West Virginia | 11-2 |
| 11 | Oklahoma | 11-3 |
| 12 | Rutgers | 11-2 |
| 13 | Texas | 10-3 |
| 14 | California | 10-3 |
| 15 | Arkansas | 10-4 |
| 16 | BYU | 11-2 |
| 17 | Notre Dame | 10-3 |
| 18 | Wake Forest | 11-3 |
| 19 | Virginia Tech | 10-3 |
| 20 | Boston College | 10-3 |
| 21 | Oregon State | 10-4 |
| 22 | TCU | 11-2 |
| 23 | Georgia | 9-4 |
| 24 | Penn State | 9-4 |
| 25 | Tennessee | 9-4 |

2007

| Date | Record | Rnk |
|-----------|--------|-----|
| Preseason | 0-0 | 22 |
| Sept. 2 | 1-0 | 19 |

2008

| Date | Record | Rank |
|------------|--------|------|
| Sept. 21 | 4-0 | 24 |
| Oct. 19 | 7-1 | 15 |
| Oct. 26 | 8-1 | 12 |
| Nov. 2 | 9-1 | 11 |
| Nov. 9 | 9-2 | 15 |
| Nov. 16 | 9-2 | 15 |
| Nov. 23 | 10-2 | 14 |
| Nov. 30 | 10-2 | 11 |
| Dec. 7 | 10-2 | 11 |
| Postseason | 11-2 | 7 |

2008 FINAL POLL

| Rank | Team | Record |
|------|----------------|-------------|
| 1. | Florida (60) | 13-1 |
| 2. | USC | 12-1 |
| 3. | Texas | 12-1 |
| 4. | Utah (1) | 13-0 |
| 5. | Oklahoma | 12-2 |
| 6. | Alabama | 12-2 |
| 7. | TCU | 11-2 |
| 8. | Penn State | 11-2 |
| 9. | Oregon | 10-3 |
| 10. | Georgia | 10-3 |
| 11. | Ohio State | 10-3 |
| 12. | Texas Tech | 11-2 |
| 13. | Boise State | 12-1 |
| 14. | Virginia Tech | 10-4 |
| 15. | Ole Miss | 9-4 |
| 16. | Missouri | 10-4 |
| 17. | Cincinnati | 11-2 |
| 18. | Oklahoma State | 9-4 |
| 19. | Oregon State | 9-4 |
| 20. | Iowa | 9-4 |
| 21. | BYU | 10-3 |
| 22. | Georgia Tech | 9-4 |
| 23. | Florida State | 9-4 |
| 24. | Michigan State | 9-4 |
| 25. | California | 9-4 |

2009

| Date | Record | Rank |
|------------|--------|------|
| Preseason | 0-0 | 17 |
| Sept. 6 | 0-0 | 16 |
| Sept. 13 | 1-0 | 15 |
| Sept. 20 | 2-0 | 15 |
| Sept. 27 | 3-0 | 11 |
| Oct. 4 | 4-0 | 10 |
| Oct. 11 | 5-0 | 12 |
| Oct. 18 | 6-0 | 10 |
| Oct. 25 | 7-0 | 8 |
| Nov. 1 | 8-0 | 6 |
| Nov. 8 | 9-0 | 4 |
| Nov. 15 | 10-0 | 4 |
| Nov. 22 | 11-0 | 4 |
| Nov. 29 | 12-0 | 4 |
| Dec. 6 | 12-0 | 4 |
| Postseason | 12-1 | 6 |

TCU IN THE ASSOCIATED PRESS POLL

2009 FINAL POLL

| Rank | Team | Record |
|------|------------------|-------------|
| 1. | Alabama (60) | 14-0 |
| 2. | Texas | 13-1 |
| 3. | Florida | 13-1 |
| 4. | Boise State | 14-0 |
| 5. | Ohio State | 11-2 |
| 6. | TCU | 12-1 |
| 7. | Iowa | 11-2 |
| 8. | Cincinnati | 12-1 |
| 9. | Penn State | 11-2 |
| 10. | Virginia Tech | 10-3 |
| 11. | Oregon | 10-3 |
| 12. | Brigham Young | 11-2 |
| 13. | Georgia Tech | 11-3 |
| 14. | Nebraska | 10-4 |
| 15. | Pittsburgh | 10-3 |
| 16. | Wisconsin | 10-3 |
| 17. | LSU | 9-4 |
| 18. | Utah | 10-3 |
| 19. | Miami (FL) | 9-4 |
| 20. | Ole Miss | 9-4 |
| 21. | Texas Tech | 9-4 |
| 22. | USC | 9-4 |
| 23. | Central Michigan | 12-2 |
| 24. | Clemson | 9-5 |
| 25. | West Virginia | 9-4 |

2010

| Date | Record | Rank |
|------------|--------|------|
| Preseason | 0-0 | 6 |
| Sept. 5 | 1-0 | 4 |
| Sept. 12 | 2-0 | 4 |
| Sept. 19 | 3-0 | 4 |
| Sept. 26 | 4-0 | 5 |
| Oct. 3 | 5-0 | 5 |
| Oct. 10 | 6-0 | 4 |
| Oct. 17 | 7-0 | 5 |
| Oct. 24 | 8-0 | 4 |
| Oct. 31 | 9-0 | 3 |
| Nov. 7 | 10-0 | 3 |
| Nov. 14 | 11-0 | 3 |
| Nov. 21 | 11-0 | 3 |
| Nov. 28 | 12-0 | 3 |
| Dec. 5 | 12-0 | 3 |
| Postseason | 13-0 | 2 |

2010 FINAL POLL

| Rank | Team | Record |
|------|----------------------|-------------|
| 1. | Auburn (56) | 14-0 |
| 2. | TCU (1) | 13-0 |
| 3. | Oregon | 12-1 |
| 4. | Stanford | 12-1 |
| 5. | Ohio State | 12-1 |
| 6. | Oklahoma | 12-2 |
| 7. | Boise State | 12-1 |
| 8. | LSU | 11-2 |
| 9. | Wisconsin | 11-2 |
| 10. | Oklahoma State | 11-2 |
| 11. | Alabama | 10-3 |
| 12. | Arkansas | 10-3 |
| 13. | Nevada | 13-1 |
| 14. | Michigan State | 11-2 |
| 15. | Virginia Tech | 11-3 |
| 16. | Florida State | 10-4 |
| 17. | Mississippi State | 9-4 |
| 18. | Missouri | 10-3 |
| 19. | Nebraska | 10-4 |
| 20. | Central Florida | 11-3 |
| 21. | Texas A&M | 9-4 |
| 22. | South Carolina | 9-5 |
| 23. | Utah | 10-3 |
| 24. | Maryland | 9-4 |
| 25. | North Carolina State | 9-4 |

2011

| Date | Record | Rank |
|------------|--------|------|
| Preseason | 0-0 | 14 |
| Sept. 4 | 0-1 | 25 |
| Sept. 11 | 1-1 | 23 |
| Sept. 18 | 2-1 | 20 |
| Sept. 25 | 3-1 | 20 |
| Nov. 13 | 8-2 | 19 |
| Nov. 20 | 9-2 | 19 |
| Nov. 27 | 9-2 | 18 |
| Dec. 4 | 10-2 | 16 |
| Postseason | 11-2 | 14 |

2011 FINAL POLL

| Rank | Team | Record |
|------|--------------------|-------------|
| 1. | Alabama | 12-1 |
| 2. | LSU (1) | 13-1 |
| 3. | Oklahoma State (4) | 12-1 |
| 4. | Oregon | 12-2 |
| 5. | Arkansas | 11-2 |
| 6. | USC | 10-2 |
| 7. | Stanford | 11-2 |
| 8. | Boise State | 12-1 |
| 9. | South Carolina | 11-2 |
| 10. | Wisconsin | 11-3 |
| 11. | Michigan State | 11-3 |
| 12. | Michigan | 11-2 |
| 13. | Baylor | 10-3 |
| 14. | TCU | 11-2 |
| 15. | Kansas State | 10-3 |
| 16. | Oklahoma | 10-3 |
| 17. | West Virginia | 10-3 |
| 18. | Houston | 13-1 |
| 19. | Georgia | 10-4 |
| 20. | Southern Miss | 12-2 |
| 21. | Virginia Tech | 11-3 |
| 22. | Clemson | 10-4 |
| 23. | Florida State | 9-4 |
| 24. | Nebraska | 9-4 |
| 25. | Cincinnati | 10-3 |

2012

| Date | Record | Rank |
|-----------|--------|------|
| Preseason | 0-0 | 20 |
| Sept. 2 | 0-0 | 20 |
| Sept. 9 | 1-0 | 16 |
| Sept. 16 | 2-0 | 17 |
| Sept. 23 | 3-0 | 15 |
| Sept. 30 | 4-0 | 15 |

2013

| Date | Record | Rank |
|-----------|--------|------|
| Preseason | 0-0 | 20 |
| Sept. 1 | 0-1 | 24 |
| Sept. 8 | 1-1 | 24 |

2014

| Date | Record | Rank |
|------------|--------|------|
| Sept. 28 | 3-0 | 25 |
| Oct. 5 | 4-0 | 9 |
| Oct. 12 | 4-1 | 12 |
| Oct. 19 | 5-1 | 10 |
| Oct. 26 | 6-1 | 10 |
| Nov. 2 | 7-1 | 6 |
| Nov. 9 | 8-1 | 5 |
| Nov. 16 | 9-1 | 5 |
| Nov. 23 | 9-1 | 6 |
| Nov. 30 | 10-1 | 4 |
| Dec. 7 | 11-1 | 6 |
| Postseason | 12-1 | 3 |

2014 FINAL POLL

| Rank | Team | Record |
|------|-------------------|-------------|
| 1. | Ohio State (59) | 14-1 |
| 2. | Oregon | 13-2 |
| 3. | TCU | 12-1 |
| 4. | Alabama | 12-2 |
| 5. | Michigan State | 13-1 |
| 6. | Florida State | 13-1 |
| 7. | Baylor | 11-2 |
| 8. | Georgia Tech | 11-3 |
| 9. | Georgia | 10-3 |
| 10. | UCLA | 10-3 |
| 11. | Mississippi State | 10-3 |
| 12. | Arizona State | 10-3 |
| 13. | Wisconsin | 11-3 |
| 14. | Missouri | 11-3 |
| 15. | Clemson | 10-3 |
| 16. | Boise State | 12-2 |
| 17. | Ole Miss | 9-4 |
| 18. | Kansas State | 9-4 |
| 19. | Arizona | 10-4 |
| 20. | USC | 9-4 |
| 21. | Utah | 9-4 |
| 22. | Auburn | 8-5 |
| 23. | Marshall | 13-1 |
| 24. | Louisville | 9-4 |
| 25. | Memphis | 10-3 |

2015

| Date | Record | Rank |
|------------|--------|------|
| Preseason | 0-0 | 2 |
| Sept. 8 | 1-0 | 3 |
| Sept. 13 | 2-0 | 3 |
| Sept. 20 | 3-0 | 3 |
| Sept. 27 | 4-0 | 4 |
| Oct. 4 | 5-0 | 2 |
| Oct. 11 | 6-0 | 3 |
| Oct. 18 | 7-0 | 4 |
| Oct. 25 | 7-0 | 5 |
| Nov. 1 | 8-0 | 5 |
| Nov. 8 | 8-1 | 13 |
| Nov. 15 | 9-1 | 11 |
| Nov. 22 | 9-2 | 15 |
| Nov. 29 | 10-2 | 11 |
| Dec. 6 | 10-2 | 11 |
| Postseason | 11-2 | 7 |

2015 FINAL POLL

| Rank | Team | Record |
|------|------------------|-------------|
| 1. | Alabama (61) | 14-1 |
| 2. | Clemson | 14-1 |
| 3. | Stanford | 12-2 |
| 4. | Ohio State | 12-1 |
| 5. | Oklahoma | 11-2 |
| 6. | Michigan State | 12-2 |
| 7. | TCU | 11-2 |
| 8. | Houston | 13-1 |
| 9. | Iowa | 12-2 |
| 10. | Ole Miss | 10-3 |
| 11. | Notre Dame | 10-3 |
| 12. | Michigan | 10-3 |
| 13. | Baylor | 10-3 |
| 14. | Florida State | 10-3 |
| 15. | North Carolina | 11-3 |
| 16. | LSU | 9-3 |
| 17. | Utah | 10-3 |
| 18. | Navy | 11-2 |
| 19. | Oregon | 9-4 |
| 20. | Oklahoma State | 10-3 |
| 21. | Wisconsin | 10-3 |
| 22. | Tennessee | 9-4 |
| 23. | Northwestern | 10-3 |
| 24. | Western Kentucky | 12-2 |
| 25. | Florida | 10-4 |

2016

| Date | Record | Rank |
|-----------|--------|------|
| Preseason | 0-0 | 13 |
| Sept. 5 | 1-0 | 15 |
| Oct. 3 | 3-1 | 21 |

2017

| Date | Record | Rank |
|------------|--------|------|
| Sept. 4 | 1-0 | 23 |
| Sept. 11 | 2-0 | 20 |
| Sept. 18 | 3-0 | 16 |
| Sept. 25 | 4-0 | 9 |
| Oct. 2 | 4-0 | 8 |
| Oct. 9 | 5-0 | 6 |
| Oct. 16 | 6-0 | 4 |
| Oct. 23 | 7-0 | 4 |
| Oct. 30 | 7-1 | 10 |
| Nov. 6 | 8-1 | 8 |
| Nov. 13 | 8-2 | 11 |
| Nov. 20 | 9-2 | 10 |
| Nov. 27 | 10-2 | 10 |
| Dec. 4 | 10-3 | 13 |
| Postseason | 11-3 | 9 |

2017 FINAL POLL

| Rank | Team | Record |
|------|-------------------|-------------|
| 1. | Alabama (57) | 13-1 |
| 2. | Georgia | 13-2 |
| 3. | Oklahoma | 12-2 |
| 4. | Clemson | 12-2 |
| 5. | Ohio State | 12-2 |
| 6. | UCF (4) | 13-0 |
| 7. | Wisconsin | 13-1 |
| 8. | Penn State | 11-2 |
| 9. | TCU | 11-3 |
| 10. | Auburn | 10-4 |
| 11. | Notre Dame | 10-3 |
| 12. | USC | 11-3 |
| 13. | Miami (FL) | 10-3 |
| 14. | Oklahoma State | 10-3 |
| 15. | Michigan State | 10-3 |
| 16. | Washington | 10-3 |
| 17. | Northwestern | 10-3 |
| 18. | LSU | 9-4 |
| 19. | Mississippi State | 9-4 |
| 20. | Stanford | 9-5 |
| 21. | South Florida | 10-2 |
| 22. | Boise State | 11-3 |
| 23. | NC State | 9-4 |
| 24. | Virginia Tech | 9-4 |
| 25. | Memphis | 10-3 |

2018

| Date | Record | Rank |
|-----------|--------|------|
| Preseason | 0-0 | 16 |
| Sept. 3 | 1-0 | 16 |
| Sept. 8 | 2-0 | 15 |
| Sept. 16 | 2-1 | 17 |

2019

| Date | Record | Rank |
|----------|--------|------|
| Sept. 15 | 2-0 | 25 |

ALL-TIME SERIES RECORDS

| Opponent | Games | W | L | T | First | Last |
|-------------------------|------------|-----------|-----------|----------|-------------|-------------|
| Abilene Christian | 2 | 2 | 0 | 0 | 1923 | 1930 |
| Air Force | 11 | 8 | 2 | 1 | 1958 | 2011 |
| Alabama | 5 | 3 | 2 | 0 | 1955 | 1975 |
| Arizona | 2 | 1 | 1 | 0 | 1999 | 2003 |
| Arizona State | 2 | 0 | 2 | 0 | 1974 | 1975 |
| Arkansas | 70 | 25 | 43 | 2 | 1920 | 2017 |
| Arkansas-Pine Bluff | 1 | 1 | 0 | 0 | 2019 | 2019 |
| Arkansas State | 2 | 2 | 0 | 0 | 1999 | 2000 |
| Army | 6 | 6 | 0 | 0 | 2001 | 2006 |
| Auburn | 3 | 0 | 3 | 0 | 1966 | 1981 |
| Austin College | 23 | 18 | 5 | 0 | 1905 | 1933 |
| Ball State | 1 | 1 | 0 | 0 | 1991 | 1991 |
| Baylor | 117 | 57 | 53 | 7 | 1899 | 2021 |
| Boise State | 4 | 2 | 2 | 0 | 2003 | 2011 |
| Boston College | 2 | 1 | 1 | 0 | 1987 | 1988 |
| Bowling Green | 1 | 1 | 0 | 0 | 1988 | 1988 |
| Britten Training School | 1 | 1 | 0 | 0 | 1912 | 1912 |
| Burleson College | 1 | 1 | 0 | 0 | 1913 | 1913 |
| BYU | 11 | 6 | 5 | 0 | 1987 | 2011 |
| California | 2 | 2 | 0 | 0 | 2018 | 2021 |
| Carnegie Tech | 1 | 1 | 0 | 0 | 1938 | 1938 |
| Carruthers Field | 1 | 0 | 1 | 0 | 1918 | 1918 |
| Centenary | 13 | 8 | 4 | 1 | 1923 | 1941 |
| Centre College | 1 | 0 | 1 | 0 | 1920 | 1920 |
| Chatham AFB | 1 | 1 | 0 | 0 | 1944 | 1944 |
| Cincinnati | 3 | 1 | 2 | 0 | 2002 | 2004 |
| Clemson | 4 | 2 | 2 | 0 | 1959 | 2009 |
| Colorado State | 9 | 8 | 1 | 0 | 1998 | 2011 |
| Dallas University | 3 | 1 | 2 | 0 | 1913 | 1922 |
| Daniel Baker | 15 | 11 | 4 | 0 | 1903 | 1934 |
| Deaf & Dumb Institute | 2 | 2 | 0 | 0 | 1906 | 1908 |
| Decatur Baptist | 1 | 0 | 1 | 0 | 1919 | 1919 |
| Detroit | 1 | 0 | 1 | 0 | 1940 | 1940 |
| Duquesne | 1 | 1 | 0 | 0 | 2021 | 2021 |
| East Carolina | 3 | 1 | 2 | 0 | 1999 | 2002 |
| East Dallas | 1 | 1 | 0 | 0 | 1897 | 1897 |
| East Texas State | 4 | 4 | 0 | 0 | 1924 | 1930 |
| Epworth | 1 | 0 | 1 | 0 | 1910 | 1910 |
| First Texas Artillery | 1 | 1 | 0 | 0 | 1917 | 1917 |
| Florida State | 3 | 2 | 1 | 0 | 1963 | 1965 |
| Fordham | 2 | 0 | 2 | 0 | 1937 | 1941 |
| Fort Worth Central H.S. | 1 | 1 | 0 | 0 | 1911 | 1911 |
| Fort Worth University | 6 | 2 | 2 | 2 | 1897 | 1907 |
| Fresno State | 3 | 2 | 1 | 0 | 1998 | 2000 |
| Georgia | 4 | 0 | 4 | 0 | 1941 | 2016 |
| Georgia Tech | 2 | 0 | 2 | 0 | 1967 | 1968 |
| Grambling State | 1 | 1 | 0 | 0 | 2012 | 2012 |
| Hardin-Simmons | 12 | 9 | 1 | 2 | 1920 | 1933 |
| Haskell | 1 | 0 | 1 | 0 | 1921 | 1921 |
| Hawai'i | 2 | 2 | 0 | 0 | 1999 | 2000 |
| Houston | 25 | 12 | 13 | 0 | 1976 | 2007 |
| Houston Heavyweight's | 2 | 0 | 1 | 1 | 1896 | 1896 |
| Howard Payne | 8 | 6 | 2 | 0 | 1912 | 1936 |
| Idaho | 1 | 1 | 0 | 0 | 1973 | 1973 |
| Indiana | 4 | 4 | 0 | 0 | 1941 | 1972 |
| Iowa | 3 | 1 | 2 | 0 | 1958 | 1968 |
| Iowa State | 13 | 8 | 5 | 0 | 1995 | 2021 |
| Jackson State | 1 | 1 | 0 | 0 | 2017 | 2017 |
| Kansas | 38 | 25 | 9 | 4 | 1942 | 2021 |
| Kansas State | 15 | 7 | 8 | 0 | 1922 | 2021 |
| Kentucky | 1 | 0 | 1 | 0 | 1951 | 1951 |
| Louisiana-Monroe | 1 | 1 | 0 | 0 | 2011 | 2011 |
| Louisiana Tech | 2 | 2 | 0 | 0 | 2011 | 2020 |
| Louisville | 4 | 3 | 1 | 0 | 2001 | 2004 |
| Loyola-New Orleans | 2 | 2 | 0 | 0 | 1934 | 1935 |
| LSU | 9 | 2 | 6 | 1 | 1931 | 2013 |
| Marquette | 4 | 4 | 0 | 0 | 1936 | 1958 |
| Memphis | 1 | 1 | 0 | 0 | 2002 | 2002 |
| Meridian | 2 | 2 | 0 | 0 | 1916 | 1917 |
| Miami (Fla.) | 9 | 3 | 6 | 0 | 1946 | 1992 |
| Michigan State | 2 | 0 | 2 | 0 | 1953 | 2012 |
| Minnesota | 3 | 2 | 1 | 0 | 1974 | 2015 |
| Ole Miss | 7 | 2 | 5 | 0 | 1947 | 2014 |
| Mississippi State | 1 | 0 | 0 | 1 | 1936 | 1936 |
| Missouri | 2 | 1 | 1 | 0 | 1989 | 1990 |
| Missouri Osteopaths | 2 | 2 | 0 | 0 | 1920 | 1921 |
| Navy | 2 | 2 | 0 | 0 | 2000 | 2003 |
| Nebraska | 7 | 1 | 6 | 0 | 1951 | 2001 |

| Opponent | Games | W | L | T | First | Last |
|---------------------------------|--------------|------------|------------|-----------|-------------|-------------|
| Nevada | 1 | 1 | 0 | 0 | 2000 | 2000 |
| New Mexico | 13 | 10 | 3 | 0 | 1991 | 2011 |
| North Carolina | 3 | 0 | 3 | 0 | 1940 | 1997 |
| North Dakota | 1 | 1 | 0 | 0 | 1933 | 1933 |
| North Texas | 18 | 16 | 2 | 0 | 1913 | 2002 |
| Northern Illinois | 1 | 1 | 0 | 0 | 2006 | 2006 |
| Northwestern | 4 | 3 | 1 | 0 | 1999 | 2004 |
| Northwestern State (La.) | 1 | 0 | 1 | 0 | 2001 | 2001 |
| Notre Dame | 1 | 0 | 1 | 0 | 1972 | 1972 |
| Ohio State | 7 | 1 | 5 | 1 | 1937 | 2018 |
| Oklahoma | 22 | 5 | 17 | 0 | 1944 | 2021 |
| Okla. School of Mines | 1 | 1 | 0 | 0 | 1914 | 1914 |
| Oklahoma State (A&M) | 32 | 13 | 17 | 2 | 1915 | 2021 |
| Oregon | 3 | 2 | 1 | 0 | 1977 | 2015 |
| Oregon State | 1 | 1 | 0 | 0 | 2010 | 2010 |
| Penn State | 4 | 1 | 3 | 0 | 1942 | 1942 |
| Pensacola NAS | 1 | 1 | 0 | 0 | 1920 | 1921 |
| Phillips University | 2 | 1 | 0 | 1 | 1920 | 1920 |
| Pittsburgh | 2 | 1 | 0 | 1 | 1959 | 1960 |
| Polytechnic | 5 | 3 | 1 | 1 | 1909 | 1912 |
| Portland State | 1 | 1 | 0 | 0 | 2011 | 2011 |
| Purdue | 3 | 1 | 2 | 0 | 1969 | 2019 |
| Rice | 79 | 41 | 35 | 3 | 1914 | 2000 |
| Samford | 1 | 1 | 0 | 0 | 2014 | 2014 |
| San Diego State | 7 | 7 | 0 | 0 | 2005 | 2011 |
| San Jose State | 2 | 1 | 1 | 0 | 1999 | 2000 |
| Santa Clara | 3 | 3 | 0 | 0 | 1934 | 1936 |
| Second Texas 132nd | 1 | 0 | 1 | 0 | 1917 | 1917 |
| SMU | 100 | 51 | 42 | 7 | 1915 | 2021 |
| South Dakota State | 1 | 1 | 0 | 0 | 2016 | 2016 |
| South Plains AAF | 1 | 1 | 0 | 0 | 1944 | 1944 |
| Southeast Oklahoma | 1 | 1 | 0 | 0 | 1920 | 1920 |
| Southeastern Louisiana | 1 | 1 | 0 | 0 | 2013 | 2013 |
| Southern | 1 | 1 | 0 | 0 | 2018 | 2018 |
| Southern Miss | 6 | 4 | 2 | 0 | 1989 | 2004 |
| Southwest Oklahoma | 3 | 2 | 0 | 1 | 1911 | 1913 |
| Southwestern State | 1 | 0 | 1 | 0 | 1916 | 1916 |
| Southwestern U. | 11 | 7 | 4 | 0 | 1908 | 1920 |
| Stanford | 2 | 3 | 0 | 0 | 2007 | 2017 |
| Stephen F. Austin | 2 | 2 | 0 | 0 | 2008 | 2015 |
| Syracuse | 1 | 1 | 0 | 0 | 1956 | 1956 |
| Taylor | 1 | 1 | 0 | 0 | 1901 | 1901 |
| Temple | 2 | 1 | 1 | 0 | 1938 | 1939 |
| Tennessee | 2 | 0 | 2 | 0 | 1973 | 1976 |
| Tennessee Tech | 1 | 1 | 0 | 0 | 2010 | 2010 |
| Texas | 92 | 27 | 64 | 1 | 1897 | 2021 |
| Texas A&M | 92 | 29 | 56 | 7 | 1897 | 2001 |
| Texas Military | 1 | 1 | 0 | 0 | 1931 | 1931 |
| Texas State | 1 | 1 | 0 | 0 | 2009 | 2009 |
| Texas Tech | 64 | 29 | 32 | 3 | 1926 | 2021 |
| Toby's Business College | 2 | 2 | 0 | 0 | 1896 | 898 |
| Trinity | 23 | 16 | 4 | 3 | 1901 | 1952 |
| Tulane | 12 | 8 | 4 | 0 | 1978 | 2004 |
| Tulsa | 19 | 14 | 5 | 0 | 1922 | 2000 |
| UAB | 3 | 1 | 2 | 0 | 2001 | 2004 |
| UC Davis | 1 | 1 | 0 | 0 | 2006 | 2006 |
| UCLA | 4 | 1 | 3 | 0 | 1939 | 1961 |
| UNLV | 10 | 9 | 1 | 0 | 1996 | 2011 |
| USC | 5 | 3 | 2 | 0 | 1951 | 1998 |
| USF | 2 | 1 | 1 | 0 | 2003 | 2004 |
| Utah | 8 | 3 | 5 | 0 | 1996 | 2010 |
| Utah State | 3 | 2 | 0 | 1 | 1981 | 1984 |
| UT Arlington | 8 | 6 | 2 | 0 | 1970 | 1981 |
| UTEP (Texas-El Paso) | 5 | 3 | 2 | 0 | 1965 | 2000 |
| Vanderbilt | 4 | 3 | 1 | 0 | 1995 | 2003 |
| Virginia | 3 | 2 | 1 | 0 | 1994 | 2012 |
| Wake Forest | 1 | 1 | 0 | 0 | 1952 | 1952 |
| Washington | 1 | 0 | 1 | 0 | 1971 | 1971 |
| Washington State | 2 | 1 | 1 | 0 | 1953 | 1990 |
| Western Michigan | 1 | 0 | 0 | 1 | 1992 | 1992 |
| West Texas State | 1 | 1 | 0 | 0 | 1921 | 1921 |
| West Virginia | 11 | 4 | 7 | 0 | 1984 | 2021 |
| Wisconsin | 2 | 1 | 0 | 1 | 1970 | 2010 |
| Wyoming | 8 | 6 | 2 | 0 | 1998 | 2011 |
| YMCA | 1 | 1 | 0 | 0 | 1913 | 1913 |
| 111 Ambulance | 1 | 1 | 0 | 0 | 1917 | 1917 |
| Totals | 1,289 | 667 | 565 | 57 | 1896 | 2021 |

Bold - 2022 opponents

ABILENE CHRISTIAN (2-0-0)

| | | |
|------|------|---|
| 1925 | 21-9 | W |
| 1930 | 62-0 | W |

AIR FORCE (8-2-1)

| | | |
|------|--------------|---|
| 1958 | vs. 0-0* | T |
| 1987 | @ 10-21 | L |
| 1989 | 27-9 | W |
| 1998 | 35-34 | W |
| 2005 | @ 48-10 | W |
| 2006 | 38-14 | W |
| 2007 | @ 17-20 (OT) | L |
| 2008 | 44-10 | W |
| 2009 | @ 20-17 | W |
| 2010 | 38-7 | W |
| 2011 | @ 35-19 | W |

*Cotton Bowl

ALABAMA (3-2-0)

| | | |
|------|--------|---|
| 1955 | @ 21-0 | W |
| 1956 | @ 23-6 | W |
| 1957 | 28-0 | W |
| 1974 | @ 3-41 | L |
| 1975 | @ 0-45 | L |

ARIZONA (1-1-0)

| | | |
|------|--------------|---|
| 1999 | 31-35 | L |
| 2003 | @ 13-10 (OT) | W |

ARIZONA STATE (0-2-0)

| | | |
|------|--------|---|
| 1974 | @ 7-37 | L |
| 1975 | 10-33 | L |

ARKANSAS (25-43-2)

| | | |
|------|----------------|---|
| 1920 | @ 19-2 | W |
| 1921 | 19-14 | W |
| 1924 | 0-20 | L |
| 1925 | 3-0 | W |
| 1926 | @ 10-7 | W |
| 1927 | 3-10 | L |
| 1930 | 40-0 | W |
| 1931 | @ 7-0 | W |
| 1932 | 34-12 | W |
| 1933 | 0-13 (forfeit) | W |
| 1934 | 10-24 | L |
| 1935 | @ 13-7 | W |
| 1936 | 18-14 | W |
| 1937 | @ 7-7 | T |
| 1938 | 21-14 | W |
| 1939 | @ 13-14 | L |
| 1940 | 20-0 | W |
| 1941 | @ 9-0 | W |
| 1942 | 13-6 | W |
| 1943 | 13-0 | W |
| 1944 | 6-6 | T |
| 1945 | @ 14-27 | L |
| 1946 | 14-34 | L |
| 1947 | @ 0-6 | L |
| 1948 | 14-27 | L |
| 1949 | @ 7-27 | L |
| 1950 | 13-6 | W |
| 1951 | vs. 17-7* | W |
| 1952 | 13-7 | W |
| 1953 | @ 6-13 | L |
| 1954 | 13-20 | L |
| 1955 | @ 26-0 | W |
| 1956 | 41-6 | W |
| 1957 | vs. 7-20* | L |
| 1958 | 12-7 | W |
| 1959 | @ 0-3 | L |
| 1960 | 0-7 | L |
| 1961 | vs. 3-28* | L |
| 1962 | 14-42 | L |
| 1963 | @ 3-18 | L |
| 1964 | 6-29 | L |
| 1965 | vs. 0-28* | L |
| 1966 | 0-21 | L |
| 1967 | @ 0-26 | L |
| 1968 | 7-17 | L |
| 1969 | @ 6-24 | L |
| 1970 | 14-49 | L |
| 1971 | @ 15-49 | L |
| 1972 | 13-27 | L |
| 1973 | @ 5-13 | L |
| 1974 | 0-49 | L |
| 1975 | @ 8-19 | L |
| 1976 | @ 14-46 | L |

| | | |
|------|-------------|---|
| 1977 | 6-42 | L |
| 1978 | @ 3-42 | L |
| 1979 | 13-16 | L |
| 1980 | @ 7-44 | L |
| 1981 | 28-24 | W |
| 1982 | @ 0-35 | L |
| 1983 | 21-38 | L |
| 1984 | @ 32-31 | W |
| 1985 | 0-41 | L |
| 1986 | @ 17-34 | L |
| 1987 | 10-20 | L |
| 1988 | @ 10-53 | L |
| 1989 | 19-41 | L |
| 1990 | vs. 54-26* | W |
| 1991 | 21-22 | L |
| 2016 | 38-41 (20T) | L |
| 2017 | @ 28-7 | W |

*Little Rock

ARKANSAS-PINE BLUFF (1-0-0)

| | | |
|------|------|---|
| 2019 | 39-7 | W |
|------|------|---|

ARKANSAS STATE (2-0-0)

| | | |
|------|---------|---|
| 1999 | @ 24-21 | W |
| 2000 | 52-3 | W |

ARMY (6-0-0)

| | | |
|------|---------|---|
| 2001 | 38-20 | W |
| 2002 | @ 46-27 | W |
| 2003 | 27-0 | W |
| 2004 | @ 21-17 | W |
| 2005 | 38-17 | W |
| 2006 | @ 31-17 | W |

AUBURN (0-3-0)

| | | |
|------|---------|---|
| 1966 | @ 6-7 | L |
| 1980 | 7-10 | L |
| 1981 | @ 16-24 | L |

AUSTIN COLLEGE (18-5-0)

| | | |
|------|--------|---|
| 1905 | @ 21-0 | W |
| 1907 | @ 27-0 | W |
| 1909 | @ 18-3 | W |
| 1911 | @ 0-39 | L |
| 1911 | 8-18 | L |
| 1912 | @ 7-0 | W |
| 1914 | 13-0 | W |
| 1915 | @ 28-0 | W |
| 1916 | 28-2 | W |
| 1917 | @ 59-0 | W |
| 1918 | 25-0 | W |
| 1919 | @ 0-6 | L |
| 1920 | 9-7 | W |
| 1922 | @ 7-20 | L |
| 1923 | 0-26 | L |
| 1925 | 21-0 | W |
| 1926 | 7-0 | W |
| 1927 | 20-13 | W |
| 1928 | 21-0 | W |
| 1930 | 33-7 | W |
| 1931 | 38-0 | W |
| 1932 | 68-0 | W |
| 1933 | @ 33-0 | W |

BALL STATE (1-0-0)

| | | |
|------|-------|---|
| 1991 | 22-16 | W |
|------|-------|---|

BAYLOR (57-53-7)

| | | |
|------|---------|---|
| 1899 | @ 0-0 | T |
| 1901 | 0-36 | L |
| 1901 | 0-42 | L |
| 1902 | 0-0 | T |
| 1902 | 0-6 | L |
| 1902 | 0-20 | L |
| 1903 | 0-14 | L |
| 1903 | 0-5 | L |
| 1904 | 0-0 | T |
| 1904 | 0-17 | L |
| 1904 | @ 5-0 | W |
| 1905 | 16-0 | W |
| 1905 | 6-10 | L |
| 1905 | 17-0 | W |
| 1907 | 6-6 | T |
| 1907 | @ 11-10 | W |
| 1907 | @ 8-16 | L |
| 1908 | 15-0 | W |
| 1908 | 10-6 | W |

| | | |
|------|-----------|---|
| 1908 | 8-23 | L |
| 1909 | @ 9-0 | W |
| 1909 | @ 11-0 | W |
| 1909 | @ 3-6 | L |
| 1910 | @ 0-52 | L |
| 1910 | 3-10 | L |
| 1911 | @ 0-12 | L |
| 1912 | 22-0 | W |
| 1914 | @ 14-28 | L |
| 1915 | @ 0-51 | L |
| 1916 | 14-32 | L |
| 1917 | 34-0 | W |
| 1918 | @ 12-7 | W |
| 1919 | 0-7 | L |
| 1920 | @ 21-9 | W |
| 1925 | vs. 7-7* | T |
| 1926 | vs. 7-7 * | T |
| 1927 | @ 14-0 | W |
| 1928 | 6-7 | L |
| 1929 | @ 34-7 | W |
| 1930 | 14-35 | L |
| 1931 | @ 19-6 | W |
| 1932 | 27-0 | W |
| 1933 | @ 0-7 | L |
| 1934 | 34-12 | W |
| 1935 | @ 28-0 | W |
| 1936 | 28-0 | W |
| 1937 | @ 0-6 | L |
| 1938 | 39-7 | W |
| 1939 | @ 0-27 | L |
| 1940 | 14-12 | W |
| 1941 | @ 23-12 | W |
| 1942 | 7-10 | L |
| 1945 | @ 7-6 | W |
| 1946 | 19-16 | W |
| 1947 | @ 14-7 | W |
| 1948 | 3-6 | L |
| 1949 | @ 14-40 | L |
| 1950 | 14-20 | L |
| 1951 | @ 20-7 | W |
| 1952 | 20-20 | T |
| 1953 | @ 7-25 | L |
| 1954 | 7-12 | L |
| 1955 | @ 28-6 | W |
| 1956 | 7-6 | W |
| 1957 | @ 19-6 | W |
| 1958 | 22-0 | W |
| 1959 | @ 14-0 | W |
| 1960 | 14-6 | W |
| 1961 | @ 14-28 | L |
| 1962 | 28-26 | W |
| 1963 | @ 13-32 | L |
| 1964 | 17-14 | W |
| 1965 | @ 10-7 | W |
| 1966 | 6-0 | W |
| 1967 | @ 29-7 | W |
| 1968 | 47-14 | W |
| 1969 | @ 31-14 | W |
| 1970 | 24-17 | W |
| 1971 | @ 34-27 | W |
| 1972 | 9-42 | L |
| 1973 | @ 34-28 | W |
| 1974 | 7-21 | L |
| 1975 | @ 6-24 | L |
| 1976 | 19-24 | L |
| 1977 | @ 9-48 | L |
| 1978 | 21-28 | L |
| 1979 | @ 3-16 | L |
| 1980 | 6-21 | L |
| 1981 | @ 21-34 | L |
| 1982 | 38-14 | W |
| 1983 | @ 21-56 | L |
| 1984 | 38-28 | W |
| 1985 | @ 0-45 | L |
| 1986 | 17-28 | L |
| 1987 | @ 24-0 | W |
| 1988 | 24-14 | W |
| 1989 | @ 9-27 | L |
| 1990 | 21-27 | L |
| 1991 | @ 9-26 | L |
| 1992 | 20-41 | L |
| 1993 | @ 38-13 | W |
| 1994 | 18-44 | L |
| 1995 | @ 24-27 | L |
| 2006 | @ 17-7 | W |
| 2007 | 27-0 | W |
| 2010 | 45-10 | W |

| | | |
|------|-------------|---|
| 2011 | @ 48-50 | L |
| 2012 | @ 49-21 | W |
| 2013 | 38-41 | L |
| 2014 | @ 58-61 | L |
| 2015 | 28-21 (20T) | W |
| 2016 | @ 62-22 | W |
| 2017 | 45-22 | W |
| 2018 | @ 16-9 | W |
| 2019 | 23-29 (30T) | L |
| 2020 | @ 33-23 | W |
| 2021 | 30-28 | W |

*Dallas

BOISE STATE (2-2-0)

| | | |
|------|------------|---|
| 2003 | vs. 31-34* | L |
| 2008 | vs. 17-16! | W |
| 2009 | vs. 10-17^ | L |
| 2011 | @ 36-35 | W |

*Fort Worth Bowl | ! Poinsettia Bowl | ^Fiesta Bowl

BOSTON COLLEGE (1-1-0)

| | | |
|------|---------|---|
| 1987 | @ 20-38 | L |
| 1988 | 31-17 | W |

BOWLING GREEN (1-0-0)

| | | |
|------|-------|---|
| 1988 | 49-12 | W |
|------|-------|---|

BRITTEN TRAINING SCHOOL (1-0-0)

| | | |
|------|--------|---|
| 1912 | @ 16-0 | W |
|------|--------|---|

BURLESON COLLEGE (1-0-0)

| | | |
|------|--------|---|
| 1913 | @ 25-0 | W |
|------|--------|---|

BYU (6-5-0)

| | | |
|------|--------------|---|
| 1987 | 33-12 | W |
| 1988 | @ 18-31 | L |
| 1996 | 21-45 | L |
| 1997 | 10-31 | L |
| 2005 | @ 51-50 (OT) | W |
| 2006 | 17-31 | L |
| 2007 | @ 22-27 | L |
| 2008 | 32-7 | W |
| 2009 | @ 38-7 | W |
| 2010 | 31-3 | W |
| 2011 | vs. 38-28* | W |

*at Cowboys Stadium

CALIFORNIA (2-0-0)

| | | |
|------|----------------|---|
| 2018 | vs. 10-7 (OT)* | W |
| 2021 | 34-32 | W |

*Cheez-It Bowl

CARNEGIE TECH (1-0-0)

| | | |
|------|-----------|---|
| 1938 | vs. 15-7* | W |
|------|-----------|---|

*Sugar Bowl

CARRUTHERS FIELD (0-1-0)

| | | |
|------|-----|---|
| 1918 | 6-7 | L |
|------|-----|---|

CENTENARY (8-4-1)

| | | |
|------|--------|---|
| 1923 | 0-23 | L |
| 1926 | 24-14 | W |
| 1927 | @ 3-7 | L |
| 1929 | @ 28-0 | W |
| 1933 | @ 0-0 | T |
| 1934 | @ 0-13 | L |
| 1935 | @ 27-7 | W |
| 1936 | 26-0 | W |
| 1937 | @ 9-10 | L |
| 1938 | 13-0 | W |
| 1939 | @ 21-0 | W |
| 1940 | 41-6 | W |
| 1941 | 35-7 | W |

CENTRE COLLEGE (0-1-0)

| | | |
|------|-----------|---|
| 1920 | vs. 7-63* | L |
|------|-----------|---|

*Fort Worth Classic

CHATHAM AAF (1-0-0)

| | | |
|------|--------|---|
| 1944 | @ 19-7 | W |
|------|--------|---|

CINCINNATI (1-2-0)

| | | |
|------|--------------|---|
| 2002 | @ 29-36 (OT) | L |
| 2003 | 43-10 | W |
| 2004 | @ 10-21 | L |

ALL-TIME SERIES RESULTS

CLEMSON (2-2-0)

| | | |
|------|-----------|---|
| 1959 | vs. 7-23* | L |
| 1964 | 14-10 | W |
| 1965 | @ 0-3 | L |
| 2009 | @ 14-10 | W |

*Bluebonnet Bowl

COLORADO STATE (8-1-0)

| | | |
|------|-----------|---|
| 1998 | @ 21-42 | L |
| 2002 | vs. 17-3* | W |
| 2005 | 33-6 | W |
| 2006 | @ 45-14 | W |
| 2007 | 24-12 | W |
| 2008 | @ 13-7 | W |
| 2009 | 44-6 | W |
| 2010 | @ 27-0 | W |
| 2011 | 34-10 | W |

*AXA Liberty Bowl

DALLAS UNIV. (1-2-0)

| | | |
|------|--------|---|
| 1913 | 0-10 | L |
| 1913 | @ 0-6 | L |
| 1922 | @ 21-6 | W |

DANIEL BAKER (11-4-0)

| | | |
|------|--------|---|
| 1903 | @ 5-10 | L |
| 1906 | @ 0-4 | L |
| 1914 | @ 0-33 | L |
| 1916 | @ 23-0 | W |
| 1922 | 13-21 | L |
| 1923 | 47-6 | W |
| 1924 | 13-12 | W |
| 1925 | 12-0 | W |
| 1926 | 5-3 | W |
| 1927 | 27-0 | W |
| 1928 | 21-0 | W |
| 1929 | 61-0 | W |
| 1932 | 55-0 | W |
| 1933 | @ 28-6 | W |
| 1934 | @ 33-7 | W |

DEAF & DUMB INST. (2-0-0)

| | | |
|------|------|---|
| 1906 | 17-6 | W |
| 1908 | 59-0 | W |

DECATUR BAPTIST (0-1-0)

| | | |
|------|--------|---|
| 1919 | @ 0-20 | L |
|------|--------|---|

DETROIT (0-1-0)

| | | |
|------|-------|---|
| 1940 | @ 0-3 | L |
|------|-------|---|

DUQUESNE (1-0-0)

| | | |
|------|------|---|
| 2021 | 45-3 | W |
|------|------|---|

EAST CAROLINA (1-2-0)

| | | |
|------|------------|---|
| 1999 | vs. 28-14* | W |
| 2001 | 30-37 | L |
| 2002 | @ 28-31 | L |

*Mobile Alabama Bowl

EAST DALLAS (1-0-0)

| | | |
|------|-------|---|
| 1897 | @ 6-0 | W |
|------|-------|---|

EAST TEXAS STATE (4-0-0)

| | | |
|------|------|---|
| 1924 | 43-0 | W |
| 1925 | 31-0 | W |
| 1928 | 21-0 | W |
| 1930 | 40-0 | W |

EPWORTH (0-1-0)

| | | |
|------|------|---|
| 1910 | 0-30 | L |
|------|------|---|

FIRST TEXAS ARTILLERY (1-0-0)

| | | |
|------|------|---|
| 1917 | 14-7 | W |
|------|------|---|

FLORIDA STATE (2-1-0)

| | | |
|------|--------|---|
| 1963 | @ 13-0 | W |
| 1964 | 0-10 | L |
| 1965 | 7-3 | W |

FORDHAM (0-2-0)

| | | |
|------|---------|---|
| 1937 | @ 6-7 | L |
| 1941 | @ 14-28 | L |

FT. WORTH CENTRAL HS (1-0-0)

| | | |
|------|------|---|
| 1911 | 24-0 | W |
|------|------|---|

FORT WORTH UNIV. (2-2-2)

| | | |
|------|--------|---|
| 1897 | @ 32-0 | W |
| 1898 | 0-0 | T |
| 1904 | @ 0-4 | L |
| 1906 | 0-6 | L |
| 1906 | 9-6 | W |
| 1907 | 0-0 | T |

FRESNO STATE (2-1-0)

| | | |
|------|--------------|---|
| 1998 | 21-10 | W |
| 1999 | @ 19-28 (OT) | L |
| 2000 | 24-7 | W |

GEORGIA (0-4-0)

| | | |
|------|------------|---|
| 1941 | vs. 26-40* | L |
| 1980 | @ 3-34 | L |
| 1988 | @ 10-38 | L |
| 2016 | 23-31^ | L |

*Orange Bowl / ^AutoZone Liberty Bowl

GEORGIA TECH (0-2-0)

| | | |
|------|--------|---|
| 1967 | @ 9-24 | L |
| 1968 | @ 7-17 | L |

GRAMBLING STATE (1-0-0)

| | | |
|------|------|---|
| 2012 | 56-0 | W |
|------|------|---|

HARDIN-SIMMONS (9-1-2)

| | | |
|------|----------|---|
| 1920 | 31-2 | W |
| 1921 | @ 7-10 | L |
| 1922 | vs. 7-7* | T |
| 1923 | 16-0 | W |
| 1924 | @ 7-0 | W |
| 1925 | 28-16 | W |
| 1928 | @ 19-3 | W |
| 1929 | @ 20-0 | W |
| 1930 | @ 0-0 | T |
| 1931 | @ 6-0 | W |
| 1932 | @ 27-0 | W |
| 1933 | 20-0 | W |

*Dallas

HASKELL (0-1-0)

| | | |
|------|------|---|
| 1921 | 0-14 | L |
|------|------|---|

HAWAII (2-0-0)

| | | |
|------|---------|---|
| 1999 | @ 34-14 | W |
| 2000 | 41-21 | W |

HOUSTON (12-13-0)

| | | |
|------|------------|---|
| 1976 | @ 21-49 | L |
| 1977 | 14-42 | L |
| 1978 | @ 6-63 | L |
| 1979 | 10-21 | L |
| 1980 | @ 5-37 | L |
| 1981 | 16-20 | L |
| 1982 | @ 27-31 | L |
| 1983 | 21-28 | L |
| 1984 | @ 21-14 | W |
| 1985 | 21-26 | L |
| 1986 | @ 30-14 | W |
| 1987 | 35-7 | W |
| 1988 | @ 12-40 | L |
| 1989 | 10-55 | L |
| 1990 | @ 35-56 | L |
| 1991 | 49-45 | W |
| 1992 | @ 46-49 | L |
| 1993 | 38-10 | W |
| 1994 | @ 31-10 | W |
| 1995 | 31-21 | W |
| 2001 | @ 34-17 | W |
| 2002 | 34-17 | W |
| 2003 | @ 62-55 | W |
| 2004 | 34-27 | W |
| 2007 | vs. 20-13* | W |

*Texas Bowl

HOUSTON HEAVYWEIGHTS (0-1-1)

| | | |
|------|--------|---|
| 1896 | @ 0-22 | L |
| 1896 | 0-0 | T |

HOWARD PAYNE (6-2-0)

| | | |
|------|--------|---|
| 1912 | 53-0 | W |
| 1913 | @ 6-0 | W |
| 1914 | @ 14-0 | W |
| 1916 | @ 42-0 | W |
| 1922 | 14-26 | L |

| | | |
|------|--------|---|
| 1923 | @ 7-20 | L |
| 1935 | 41-0 | W |
| 1936 | @ 6-0 | W |

IDAHO (1-0-0)

| | | |
|------|-------|---|
| 1973 | 30-14 | W |
|------|-------|---|

INDIANA (4-0-0)

| | | |
|------|---------|---|
| 1941 | @ 20-14 | W |
| 1948 | @ 7-6 | W |
| 1949 | @ 13-6 | W |
| 1972 | @ 31-28 | W |

IOWA (1-2-0)

| | | |
|------|--------|---|
| 1958 | @ 0-17 | L |
| 1967 | @ 9-24 | L |
| 1968 | 28-17 | W |

IOWA STATE (8-5-0)

| | | |
|------|------------|---|
| 1995 | 27-10 | W |
| 1998 | @ 31-21 | W |
| 2005 | vs. 27-24* | W |
| 2012 | 23-37 | L |
| 2013 | @ 21-17 | W |
| 2014 | 55-3 | W |
| 2015 | @ 45-21 | W |
| 2016 | 41-20 | W |
| 2017 | @ 7-14 | L |
| 2018 | 17-14 | W |
| 2019 | @ 24-49 | L |
| 2020 | 34-37 | L |
| 2021 | @ 14-48 | L |

*EV1.net Houston Bowl

JACKSON STATE (1-0-0)

| | | |
|------|------|---|
| 2017 | 63-0 | W |
|------|------|---|

KANSAS (25-9-4)

| | | |
|------|----------|---|
| 1942 | 41-6 | W |
| 1944 | vs. 7-0* | W |
| 1945 | 18-0* | W |
| 1946 | vs. 0-0* | T |
| 1947 | vs. 0-0* | T |
| 1948 | @ 14-13 | W |
| 1949 | @ 28-0 | W |
| 1950 | @ 14-7 | W |
| 1951 | 13-27 | L |
| 1952 | @ 0-13 | L |
| 1953 | 13-0 | W |
| 1954 | @ 27-6 | W |
| 1955 | 47-14 | W |
| 1956 | @ 32-0 | W |
| 1957 | 13-13 | T |
| 1958 | @ 42-0 | W |
| 1959 | 14-7 | W |
| 1960 | @ 7-21 | L |
| 1961 | 17-16 | W |
| 1962 | @ 6-3 | W |
| 1963 | 10-6 | W |
| 1964 | @ 3-7 | L |
| 1982 | @ 19-30 | L |
| 1983 | 16-16 | T |
| 1994 | 31-21 | W |
| 1995 | @ 20-38 | L |
| 1996 | 17-52 | L |
| 1997 | @ 10-17 | L |
| 2012 | @ 20-6 | W |
| 2013 | 27-17 | W |
| 2014 | @ 34-30 | W |
| 2015 | 23-17 | W |
| 2016 | @ 24-23 | W |
| 2017 | 43-0 | W |
| 2018 | @ 26-27 | L |
| 2019 | 51-14 | W |
| 2020 | @ 59-23 | W |
| 2021 | 31-28 | W |

*Kansas City

KANSAS STATE (7-8-0)

| | | |
|------|---------|---|
| 1922 | @ 0-45 | L |
| 1983 | @ 3-20 | L |
| 1984 | 42-10 | W |
| 1985 | @ 24-22 | W |
| 1986 | 35-22 | W |
| 2012 | 10-23 | L |
| 2013 | @ 31-33 | L |
| 2014 | 41-20 | W |

| | | |
|------|---------|---|
| 2015 | @ 52-45 | W |
| 2016 | 6-30 | L |
| 2017 | @ 26-6 | W |
| 2018 | 14-13 | W |
| 2019 | @ 17-24 | L |
| 2020 | 14-21 | L |
| 2021 | @ 12-31 | L |

KENTUCKY (0-1-0)

| | | |
|------|-----------|---|
| 1951 | vs. 7-20* | L |
|------|-----------|---|

*Cotton Bowl

LOUISIANA-MONROE (1-0-0)

| | | |
|------|-------|---|
| 2011 | 38-17 | W |
|------|-------|---|

LOUISIANA TECH (2-0-0)

| | | |
|------|------------|---|
| 2011 | vs. 31-24* | W |
| 2020 | 52-10 | W |

*Poinsettia Bowl

LOUISVILLE (3-1-0)

| | | |
|------|---------|---|
| 2001 | 37-22 | W |
| 2002 | @ 45-31 | W |
| 2003 | 31-28 | W |
| 2004 | @ 28-55 | L |

LOYOLA-NEW ORLEANS (2-0-0)

| | | |
|------|--------|---|
| 1934 | @ 7-0 | W |
| 1935 | @ 14-0 | W |

LSU (2-6-1)

| | | |
|------|------------|---|
| 1931 | 3-0 | W |
| 1932 | @ 3-3 | T |
| 1935 | vs. 3-2* | W |
| 1943 | @ 0-14 | L |
| 1959 | @ 0-10 | L |
| 1962 | @ 0-5 | L |
| 1963 | @ 14-28 | L |
| 1968 | @ 7-10 | L |
| 2013 | vs. 27-37# | L |

*Sugar Bowl / #Cowboys Classic (Arlington)

MARQUETTE (4-0-0)

| | | |
|------|-----------|---|
| 1936 | vs. 16-6* | W |
| 1938 | @ 21-0 | W |
| 1957 | @ 26-7 | W |
| 1958 | 36-8 | W |

*Cotton Bowl

MEMPHIS (1-0-0)

| | | |
|------|-------|---|
| 2002 | 27-20 | W |
|------|-------|---|

MERIDIAN (2-0-0)

| | | |
|------|-------|---|
| 1916 | @ 7-0 | W |
| 1917 | 20-0 | W |

MIAMI (FLA.) (3-6-0)

| | | |
|------|---------|---|
| 1946 | @ 12-20 | L |
| 1947 | @ 19-6 | W |
| 1955 | @ 21-19 | W |
| 1956 | 0-14 | L |
| 1962 | @ 20-21 | L |
| 1969 | @ 9-14 | L |
| 1976 | @ 0-49 | L |
| 1977 | 21-17 | W |
| 1992 | @ 10-45 | L |

MICHIGAN STATE (0-2-0)

| | | |
|------|------------|---|
| 1953 | @ 19-26 | L |
| 2012 | vs. 16-17* | L |

*Buffalo Wild Wings Bowl

MINNESOTA (2-1-0)

| | | |
|------|---------|---|
| 1974 | @ 7-9 | L |
| 2014 | 30-7 | W |
| 2015 | @ 23-17 | W |

OLE MISS (2-5-0)

| | | |
|------|------------|---|
| 1947 | vs. 9-13* | L |
| 1949 | 33-27 | W |
| 1950 | @ 7-19 | L |
| 1955 | vs. 13-14# | L |
| 1982 | @ 9-27 | L |
| 1983 | 7-20 | L |
| 2014 | vs. 42-3^ | W |

*Delta Bowl / ^Cotton Bowl / #Peach Bowl

MISSISSIPPI STATE (0-0-1)

1936 _____ vs. 0-0* _____ T
**Dallas*

MISSOURI (1-1-0)

1989 _____ @ 10-14 _____ L
 1990 _____ @ 20-19 _____ W

MISSOURI OSTEOPATHS (2-0-0)

1920 _____ 19-3 _____ W
 1921 _____ 7-0 _____ W

NAVY (2-0-0)

2000 _____ @ 24-0 _____ W
 2003 _____ 17-3 _____ W

NEBRASKA (1-6-0)

1951 _____ @ 28-7 _____ W
 1965 _____ @ 14-34 _____ L
 1966 _____ @ 10-14 _____ L
 1967 _____ 0-29 _____ L
 1975 _____ @ 14-56 _____ L
 1976 _____ @ 10-64 _____ L
 2001 _____ @ 7-21 _____ L

NEVADA (1-0-0)

2000 _____ @ 41-10 _____ W

NEW MEXICO (10-3-0)

1991 _____ 60-7 _____ W
 1992 _____ @ 7-24 _____ L
 1993 _____ 35-34 _____ W
 1994 _____ @ 44-29 _____ W
 1996 _____ @ 7-27 _____ L
 1997 _____ 10-40 _____ L
 2005 _____ 49-28 _____ W
 2006 _____ @ 27-21 _____ W
 2007 _____ 37-0 _____ W
 2008 _____ @ 26-3 _____ W
 2009 _____ 51-10 _____ W
 2010 _____ @ 66-17 _____ W
 2011 _____ 69-0 _____ W

NORTH CAROLINA (0-3-0)

1940 _____ @ 14-21 _____ L
 1994 _____ @ 17-27 _____ L
 1997 _____ 10-31 _____ L

NORTH DAKOTA (1-0-0)

1933 _____ 19-7 _____ W

NORTH TEXAS/STATE (16-2-0)

1913 _____ @ 13-0 _____ W
 1914 _____ 40-0 _____ W
 1918 _____ 39-0 _____ W
 1919 _____ 6-14 _____ L
 1929 _____ 25-0 _____ W
 1930 _____ @ 47-0 _____ W
 1931 _____ 33-6 _____ W
 1932 _____ 14-2 _____ W
 1933 _____ @ 13-0 _____ W
 1934 _____ 27-0 _____ W
 1935 _____ 28-11 _____ W
 1984 _____ 34-3 _____ W
 1985 _____ 14-10 _____ W
 1986 _____ 20-24 _____ L
 1987 _____ 19-10 _____ W
 1999 _____ 27-3 _____ W
 2001 _____ @ 19-5 _____ W
 2002 _____ 16-10 _____ W

NORTHERN ILLINOIS (1-0-0)

2006 _____ vs. 37-7* _____ W
**Poinsettia Bowl*

NORTHWESTERN (3-1-0)

1999 _____ @ 7-17 _____ L
 2000 _____ 41-14 _____ W
 2002 _____ @ 48-24 _____ W
 2004 _____ 48-45 (2OT) _____ W

NORTHWESTERN STATE (0-1-0)

2001 _____ 24-27 (OT) _____ L

NOTRE DAME (0-1-0)

1972 _____ @ 0-21 _____ L

OHIO STATE (1-5-1)

1937 _____ @ 0-14 _____ L
 1957 _____ @ 18-14 _____ W
 1961 _____ @ 7-7 _____ T
 1966 _____ @ 7-14 _____ L
 1969 _____ @ 0-62 _____ L
 1973 _____ @ 3-37 _____ L
 2018 _____ vs. 28-40* _____ L
**at Cowboys Stadium (Advocate Showdown)*

OKLAHOMA (5-17-0)

1944 _____ vs. 19-34* _____ L
 1945 _____ 13-7 _____ W
 1946 _____ 12-14 _____ L
 1947 _____ @ 20-7 _____ W
 1948 _____ 18-21 _____ L
 1954 _____ @ 16-21 _____ L
 1993 _____ 3-35 _____ L
 1996 _____ @ 20-7 _____ W
 1998 _____ 9-10 _____ L
 2005 _____ @ 17-10 _____ W
 2008 _____ @ 10-35 _____ L
 2012 _____ 17-24 _____ L
 2013 _____ @ 17-20 _____ L
 2014 _____ 37-33 _____ W
 2015 _____ @ 29-30 _____ L
 2016 _____ 46-52 _____ L
 2017 _____ @ 20-38 _____ L
 2017 _____ vs. 17-41# _____ L
 2018 _____ 27-52 _____ L
 2019 _____ @ 24-28 _____ L
 2020 _____ 14-33 _____ L
 2021 _____ @ 31-52 _____ L
**Oklahoma City I #Big 12 Championship (Arlington)*

OKLA. SCHOOL OF MINES (1-0-0)

1914 _____ 20-0 _____ W

OKLAHOMA STATE/A&M (13-17-2)

1915 _____ 0-13 _____ L
 1919 _____ 7-14 _____ L
 1921 _____ @ 21-28 _____ L
 1922 _____ 22-14 _____ W
 1923 _____ @ 7-6 _____ W
 1924 _____ 17-10 _____ W
 1925 _____ @ 7-22 _____ L
 1926 _____ 3-0 _____ W
 1943 _____ vs. 25-0* _____ W
 1944 _____ vs. 0-34# _____ L
 1945 _____ 12-25 _____ L
 1946 _____ vs. 6-7* _____ L
 1947 _____ 7-14 _____ L
 1948 _____ @ 21-14 _____ W
 1949 _____ 33-33 _____ T
 1950 _____ @ 7-18 _____ L
 1970 _____ @ 20-34 _____ L
 1971 _____ 14-14 _____ T
 1990 _____ 31-21 _____ W
 1991 _____ @ 24-21 _____ W
 1992 _____ 13-11 _____ W
 1993 _____ @ 22-27 _____ L
 2012 _____ @ 14-36 _____ L
 2013 _____ @ 10-24 _____ L
 2014 _____ 42-9 _____ W
 2015 _____ @ 29-49 _____ L
 2016 _____ 6-31 _____ L
 2017 _____ @ 44-31 _____ W
 2018 _____ 31-24 _____ W
 2019 _____ @ 27-34 _____ L
 2020 _____ 29-22 _____ W
 2021 _____ @ 17-63 _____ L
**Oklahoma City I #Cotton Bowl*

OREGON (2-1-0)

1977 _____ 24-29 _____ L
 1978 _____ @ 14-10 _____ W
 2015 _____ vs. 47-41* (3OT) _____ W
**Valero Alamo Bowl*

OREGON STATE (1-0-0)

2010 _____ vs. 30-21* _____ W
**Cowboys Stadium*

PENN STATE (1-3-0)

1953 _____ @ 21-27 _____ L
 1954 _____ 20-7 _____ W

1971 _____ @ 14-66 _____ L
 1978 _____ @ 0-58 _____ L

PENSACOLA NAS (1-0-0)

1942 _____ @ 21-0 _____ W

PHILLIPS UNIVERSITY (1-0-1)

1920 _____ 3-0 _____ W
 1921 _____ @ 0-0 _____ T

PITTSBURGH (1-0-1)

1959 _____ @ 13-3 _____ W
 1960 _____ 7-7 _____ T

POLYTECHNIC (3-1-1)

1909 _____ @ 42-0 _____ W
 1910 _____ 6-6 _____ T
 1911 _____ 3-16 _____ L
 1912 _____ 33-3 _____ W
 1912 _____ 21-7 _____ W

PORTLAND STATE (1-0-0)

2011 _____ 55-13 _____ W

PURDUE (1-2-0)

1969 _____ 35-42 _____ L
 1970 _____ @ 0-15 _____ L
 2019 _____ @ 34-13 _____ W

RICE (41-35-3)

1914 _____ @ 0-0 _____ T
 1915 _____ @ 3-33 _____ L
 1916 _____ 7-7 _____ T
 1917 _____ @ 0-26 _____ L
 1923 _____ @ 6-0 _____ W
 1924 _____ 3-7 _____ L
 1928 _____ @ 7-0 _____ W
 1929 _____ 24-0 _____ W
 1930 _____ 20-0 _____ W
 1931 _____ 7-6 _____ W
 1932 _____ @ 16-6 _____ W
 1933 _____ 26-3 _____ W
 1934 _____ @ 7-2 _____ W
 1935 _____ 27-6 _____ W
 1936 _____ @ 13-0 _____ W
 1937 _____ 7-2 _____ W
 1938 _____ @ 29-7 _____ W
 1939 _____ 21-0 _____ W
 1940 _____ @ 6-14 _____ L
 1941 _____ 0-0 _____ T
 1942 _____ @ 0-26 _____ L
 1943 _____ 6-13 _____ L
 1944 _____ @ 9-6 _____ W
 1945 _____ 14-13 _____ W
 1946 _____ @ 0-13 _____ L
 1947 _____ 0-7 _____ L
 1948 _____ @ 7-21 _____ L
 1949 _____ 14-20 _____ L
 1950 _____ @ 26-14 _____ W
 1951 _____ 22-6 _____ W
 1952 _____ @ 6-12 _____ L
 1953 _____ 6-19 _____ L
 1954 _____ @ 0-6 _____ L
 1955 _____ 35-0 _____ W
 1956 _____ @ 20-17 _____ W
 1957 _____ 0-20 _____ L
 1958 _____ @ 21-10 _____ W
 1959 _____ 35-6 _____ W
 1960 _____ @ 0-23 _____ L
 1961 _____ 16-35 _____ L
 1962 _____ @ 30-7 _____ W
 1963 _____ 7-33 _____ L
 1964 _____ @ 0-31 _____ L
 1965 _____ 42-14 _____ W
 1966 _____ @ 10-21 _____ L
 1967 _____ 14-10 _____ W
 1968 _____ @ 24-14 _____ W
 1969 _____ 21-17 _____ W
 1970 _____ @ 15-17 _____ L
 1971 _____ 20-19 _____ W
 1972 _____ @ 21-25 _____ L
 1973 _____ 9-14 _____ L
 1974 _____ @ 14-26 _____ L
 1975 _____ 28-21 _____ W
 1976 _____ 23-26 _____ L
 1977 _____ @ 35-15 _____ W
 1978 _____ 14-21 _____ L
 1979 _____ @ 17-7 _____ W

1980 _____ 24-28 _____ L
 1981 _____ @ 28-41 _____ L
 1982 _____ 24-16 _____ W
 1983 _____ @ 34-3 _____ W
 1984 _____ 45-24 _____ W
 1985 _____ @ 27-34 _____ L
 1986 _____ 31-37 _____ L
 1987 _____ @ 30-16 _____ W
 1988 _____ 21-10 _____ W
 1989 _____ @ 30-16 _____ W
 1990 _____ 38-28 _____ W
 1991 _____ @ 38-28 _____ W
 1992 _____ 12-29 _____ L
 1993 _____ @ 19-34 _____ L
 1994 _____ 27-25 _____ W
 1995 _____ @ 33-28 _____ W
 1996 _____ 17-30 _____ L
 1997 _____ @ 19-38 _____ L
 1998 _____ 12-14 _____ L
 1999 _____ @ 21-42 _____ L
 2000 _____ 37-0 _____ W

SAMFORD (1-0-0)

2014 _____ 48-14 _____ W

SAN DIEGO STATE (7-0-0)

2005 _____ @ 23-20 _____ W
 2006 _____ 52-0 _____ W
 2007 _____ @ 45-33 _____ W
 2008 _____ 41-7 _____ W
 2009 _____ @ 55-12 _____ W
 2010 _____ 40-35 _____ W
 2011 _____ @ 27-14 _____ W

SAN JOSE STATE (1-1-0)

1999 _____ 42-0 _____ W
 2000 _____ @ 24-27 _____ L

SANTA CLARA (3-0-0)

1934 _____ @ 9-7 _____ W
 1935 _____ vs. 10-6* _____ W
 1936 _____ vs. 9-0* _____ W
**San Francisco*

SECOND TEXAS 132ND (0-1-0)

1917 _____ 7-14 _____ L

SMU (51-42-7)

1915 _____ 43-0 _____ W
 1916 _____ 48-3 _____ W
 1917 _____ 21-0 _____ W
 1918 _____ 0-1 (forfeit) _____ L
 1921 _____ @ 13-6 _____ W
 1922 _____ 0-0 _____ T
 1923 _____ @ 0-40 _____ L
 1924 _____ 0-6 _____ L
 1926 _____ @ 13-14 _____ L
 1927 _____ 6-28 _____ L
 1928 _____ @ 15-6 _____ W
 1929 _____ 7-7 _____ T
 1930 _____ @ 13-0 _____ W
 1931 _____ 0-0 _____ T
 1932 _____ @ 8-0 _____ W
 1933 _____ 26-6 _____ W
 1934 _____ @ 0-19 _____ L
 1935 _____ 14-20 _____ L
 1936 _____ @ 0-0 _____ T
 1937 _____ 3-0 _____ W
 1938 _____ @ 20-7 _____ W
 1939 _____ 7-14 _____ L
 1940 _____ @ 0-16 _____ L
 1941 _____ 15-13 _____ W
 1942 _____ @ 14-6 _____ W
 1943 _____ 0-20 _____ L
 1944 _____ @ 6-9 _____ L
 1945 _____ 0-34 _____ L
 1946 _____ @ 13-30 _____ L
 1947 _____ 19-19 _____ T
 1948 _____ @ 7-7 _____ T
 1949 _____ 21-13 _____ W
 1950 _____ @ 27-13 _____ W
 1951 _____ 13-2 _____ W
 1952 _____ @ 14-7 _____ W
 1953 _____ 13-0 _____ W
 1954 _____ @ 6-21 _____ L
 1955 _____ 20-13 _____ W
 1956 _____ @ 21-6 _____ W
 1957 _____ 21-0 _____ W

ALL-TIME SERIES RESULTS

| | | |
|------|---------|---|
| 1958 | @ 13-20 | L |
| 1959 | 19-0 | W |
| 1960 | @ 13-0 | W |
| 1961 | 28-28 | T |
| 1962 | @ 14-9 | W |
| 1963 | 22-15 | W |
| 1964 | @ 17-6 | W |
| 1965 | 10-7 | W |
| 1966 | 0-21 | L |
| 1967 | @ 14-28 | L |
| 1968 | 14-21 | L |
| 1969 | @ 17-19 | L |
| 1970 | 26-17 | W |
| 1971 | @ 18-16 | W |
| 1972 | 22-35 | L |
| 1973 | @ 19-21 | L |
| 1974 | 13-33 | L |
| 1975 | @ 13-28 | L |
| 1976 | @ 14-34 | L |
| 1977 | 21-45 | L |
| 1978 | @ 14-45 | L |
| 1979 | 7-27 | L |
| 1980 | @ 14-17 | L |
| 1981 | 9-20 | L |
| 1982 | @ 13-16 | L |
| 1983 | 17-21 | L |
| 1984 | @ 17-26 | L |
| 1985 | 21-56 | L |
| 1986 | @ 21-31 | L |
| 1989 | 28-10 | W |
| 1990 | @ 42-21 | W |
| 1991 | 18-10 | W |
| 1992 | @ 9-21 | L |
| 1993 | 15-21 | L |
| 1994 | @ 35-14 | W |
| 1995 | 19-16 | W |
| 1996 | @ 24-27 | L |
| 1997 | 21-18 | W |
| 1998 | @ 6-10 | L |
| 1999 | 21-0 | W |
| 2000 | @ 62-7 | W |

| | | |
|------|------------|---|
| 2001 | @ 38-10 | W |
| 2002 | 17-6 | W |
| 2003 | @ 20-13 | W |
| 2004 | 44-0 | W |
| 2005 | @ 10-21 | L |
| 2007 | 21-7 | W |
| 2008 | @ 48-7 | W |
| 2009 | 39-14 | W |
| 2010 | @ 41-24 | W |
| 2011 | 33-40 (OT) | L |
| 2012 | @ 24-16 | W |
| 2013 | 48-17 | W |
| 2014 | @ 56-0 | W |
| 2015 | 56-37 | W |
| 2016 | @ 33-3 | W |
| 2017 | 56-36 | W |
| 2018 | @ 42-12 | W |
| 2019 | 38-41 | L |
| 2021 | 34-42 | L |

SOUTH DAKOTA STATE (1-0-0)

| | | |
|------|-------|---|
| 2016 | 59-41 | W |
|------|-------|---|

SOUTH PLAINS AAF (1-0-0)

| | | |
|------|------|---|
| 1944 | 34-0 | W |
|------|------|---|

SOUTHEAST OKLAHOMA (1-0-0)

| | | |
|------|------|---|
| 1920 | 20-0 | W |
|------|------|---|

SOUTHEASTERN LOUISIANA (1-0-0)

| | | |
|------|-------|---|
| 2013 | 38-17 | W |
|------|-------|---|

SOUTHERN MISS (4-2-0)

| | | |
|------|------------|---|
| 1989 | 19-17 | W |
| 2000 | vs. 21-28* | L |
| 2001 | @ 14-12 | W |
| 2002 | 37-7 | W |
| 2003 | @ 28-40 | L |
| 2004 | 42-17 | W |

*Mobile Alabama Bowl

SOUTHWEST OKLAHOMA (2-0-1)

| | | |
|------|--------|---|
| 1911 | @ 25-0 | W |
| 1911 | @ 24-0 | W |
| 1913 | @ 0-0 | T |

SOUTHWESTERN STATE (0-1-0)

| | | |
|------|---------|---|
| 1916 | @ 13-41 | L |
|------|---------|---|

SOUTHWESTERN (7-4-0)

| | | |
|------|--------|---|
| 1908 | @ 14-5 | W |
| 1909 | @ 12-0 | W |
| 1910 | @ 3-25 | L |
| 1911 | @ 0-21 | L |
| 1912 | @ 20-0 | W |
| 1914 | @ 9-10 | L |
| 1915 | 21-0 | W |
| 1917 | 20-6 | W |
| 1918 | @ 14-6 | W |
| 1919 | 0-10 | L |
| 1920 | 21-16 | W |

STANFORD (3-0-0)

| | | |
|------|------------|---|
| 2007 | @ 38-36 | W |
| 2008 | 31-14 | W |
| 2017 | vs. 39-37* | W |

*Valero Alamo Bowl

STEPHEN F. AUSTIN (2-0-0)

| | | |
|------|------|---|
| 2008 | 67-7 | W |
| 2015 | 70-7 | W |

SYRACUSE (1-0-0)

| | | |
|------|------------|---|
| 1956 | vs. 28-27* | W |
|------|------------|---|

*Cotton Bowl

TAYLOR (1-0-0)

| | | |
|------|-----|---|
| 1901 | 5-0 | W |
|------|-----|---|

TEMPLE (1-1-0)

| | | |
|------|---------|---|
| 1938 | @ 28-6 | W |
| 1939 | @ 11-13 | L |

TENNESSEE (0-2-0)

| | | |
|------|--------|---|
| 1973 | @ 7-39 | L |
| 1976 | @ 0-31 | L |

TENNESSEE TECH (1-0-0)

| | | |
|------|------|---|
| 2010 | 62-7 | W |
|------|------|---|

TEXAS (27-64-1)

| | | |
|------|---------|---|
| 1897 | @ 10-18 | L |
| 1898 | 0-15 | L |
| 1898 | @ 0-29 | L |
| 1904 | @ 0-40 | L |
| 1905 | @ 0-11 | L |
| 1906 | @ 0-22 | L |
| 1908 | @ 6-11 | L |
| 1909 | @ 0-24 | L |
| 1912 | @ 10-30 | L |
| 1915 | @ 0-72 | L |
| 1918 | @ 0-19 | L |
| 1924 | 0-13 | L |
| 1927 | @ 0-0 | T |
| 1928 | 0-6 | L |
| 1929 | @ 15-12 | W |
| 1930 | 0-7 | L |
| 1931 | @ 0-10 | L |
| 1932 | 14-0 | W |
| 1933 | @ 30-0 | W |
| 1934 | 19-20 | L |
| 1935 | @ 28-0 | W |
| 1936 | 27-6 | W |
| 1937 | @ 14-0 | W |
| 1938 | 28-6 | W |
| 1939 | @ 19-25 | L |
| 1940 | 14-21 | L |
| 1941 | @ 14-7 | W |
| 1942 | 13-7 | W |
| 1943 | @ 7-46 | L |
| 1944 | 7-6 | W |
| 1945 | @ 0-20 | L |
| 1946 | 14-0 | W |
| 1947 | @ 0-20 | L |
| 1948 | 7-14 | L |
| 1949 | @ 14-13 | W |
| 1950 | 7-21 | L |

| | | |
|------|---------|---|
| 1951 | @ 21-32 | L |
| 1952 | 7-14 | L |
| 1953 | @ 3-13 | L |
| 1954 | 34-35 | L |
| 1955 | @ 47-20 | W |
| 1956 | 46-0 | W |
| 1957 | @ 2-14 | L |
| 1958 | 22-8 | W |
| 1959 | @ 14-9 | W |
| 1960 | 2-3 | L |
| 1961 | @ 6-0 | W |
| 1962 | 0-14 | L |
| 1963 | @ 0-17 | L |
| 1964 | 13-28 | L |
| 1965 | @ 25-10 | W |
| 1966 | 3-13 | L |
| 1967 | @ 24-17 | W |
| 1968 | 21-47 | L |
| 1969 | @ 7-69 | L |
| 1970 | 0-58 | L |
| 1971 | @ 0-31 | L |
| 1972 | 0-27 | L |
| 1973 | @ 7-52 | L |
| 1974 | 16-81 | L |
| 1975 | @ 11-27 | L |
| 1976 | 7-34 | L |
| 1977 | @ 14-44 | L |
| 1978 | 0-41 | L |
| 1979 | @ 10-35 | L |
| 1980 | 26-51 | L |
| 1981 | @ 15-31 | L |
| 1982 | 21-38 | L |
| 1983 | @ 14-20 | L |
| 1984 | 23-44 | L |
| 1985 | @ 0-20 | L |
| 1986 | 16-45 | L |
| 1987 | @ 21-24 | L |
| 1988 | 21-30 | L |
| 1989 | @ 17-31 | L |
| 1990 | 10-38 | L |
| 1991 | @ 0-32 | L |
| 1992 | 23-14 | W |
| 1993 | @ 3-24 | L |
| 1994 | 18-34 | L |
| 1995 | @ 19-27 | L |
| 2007 | @ 13-34 | L |
| 2012 | @ 20-13 | W |
| 2013 | 7-30 | L |
| 2014 | @ 48-10 | W |
| 2015 | 50-7 | W |
| 2016 | @ 31-9 | W |
| 2017 | 24-7 | W |
| 2018 | @ 16-31 | L |
| 2019 | 37-27 | W |
| 2020 | @ 33-31 | W |
| 2021 | 27-32 | L |

TEXAS A&M (29-56-7)

| | | |
|------|---------|---|
| 1897 | @ 30-6 | W |
| 1898 | 0-16 | L |
| 1902 | 0-22 | L |
| 1903 | @ 6-14 | L |
| 1903 | @ 0-16 | L |
| 1903 | 0-11 | L |
| 1904 | @ 0-29 | L |
| 1905 | @ 0-20 | L |
| 1905 | 11-24 | L |
| 1906 | @ 0-42 | L |
| 1906 | 0-22 | L |
| 1907 | @ 5-32 | L |
| 1908 | 10-13 | L |
| 1909 | @ 0-0 | T |
| 1910 | @ 0-35 | L |
| 1910 | 6-23 | L |
| 1914 | @ 0-40 | L |
| 1915 | 10-13 | L |
| 1919 | 0-48 | L |
| 1924 | @ 0-28 | L |
| 1925 | 3-0 | W |
| 1926 | @ 13-13 | T |
| 1927 | 0-0 | T |
| 1928 | @ 6-0 | W |
| 1929 | 13-7 | W |
| 1930 | @ 3-0 | W |
| 1931 | 6-0 | W |
| 1932 | @ 17-0 | W |

THE IRON SKILLET: TCU-SMU SERIES



During the post-World War II college football boom, the TCU and SMU student bodies created a traveling trophy called the Iron Skillet that was presented to the winner of the annual football game between the rivals. The tradition eventually died, and the skillet was lost. In 1993, the tradition was revived as SMU defeated TCU, 21-15. The skillet is presented to the winning team after each game.

SERIES RECORDS

All-Time Series: TCU leads 51-42-7
In Fort Worth: TCU leads 28-20-5
In Dallas: TCU leads 23-22-2
Largest TCU victory margin: 56 in 2014
Largest SMU victory margin: 40 in 1923

TCU TEAM RECORDS

First Downs: 31 in 2014
Total Offense: 720 in 2015
Yards Rushing: 307 in 2000
Yards Passing: 454 in 2015

TCU INDIVIDUAL RECORDS

Total Offense: 504, Trevone Boykin, 2015
Yards Rushing: 179, Andre Davis, 1994
Yards Passing: 454, Trevone Boykin, 2015
Pass Receptions: 12, Andre Davis, 1993

MOST POINTS SCORED

Most Points Scored – TCU: 62 in 2000
Most Points Scored – SMU: 56 in 1985
Most Points Scored – Combined: 93 in 2015
Consecutive TCU wins: 6 (1999-04, 2012-17)
Consecutive SMU wins: 14 (1973-86)

SMU TEAM RECORDS

First Downs: 31 in 1985
Total Offense: 636 in 1985
Yards Rushing: 467 in 1985
Yards Passing: 372 in 1972

SMU INDIVIDUAL RECORDS

Total Yards: 330, Mike Livingston, 1967
Yards Rushing: 195, Paul Page, 1945
Yards Passing: 372, Dan Freiburger, 1992
Pass Receptions: 11, Jeremy Johnson, 2013

ALL-TIME SERIES RESULTS

| | | |
|------|-----------|---|
| 1933 | 13-7 | W |
| 1934 | @ 13-0 | W |
| 1935 | 19-14 | W |
| 1936 | @ 7-18 | L |
| 1937 | 7-7 | T |
| 1938 | @ 34-6 | W |
| 1939 | 6-20 | L |
| 1940 | @ 7-21 | L |
| 1941 | 0-14 | L |
| 1942 | @ 7-2 | W |
| 1943 | 0-13 | L |
| 1944 | @ 13-7 | W |
| 1945 | 13-12 | W |
| 1946 | @ 0-14 | L |
| 1947 | 26-0 | W |
| 1948 | @ 27-14 | W |
| 1949 | 28-6 | W |
| 1950 | @ 23-42 | L |
| 1951 | 20-14 | W |
| 1952 | @ 7-7 | T |
| 1953 | 7-20 | L |
| 1954 | @ 21-7 | W |
| 1955 | 16-19 | L |
| 1956 | 6-7 | L |
| 1957 | 0-7 | L |
| 1958 | @ 24-8 | W |
| 1959 | 39-6 | W |
| 1960 | @ 14-14 | T |
| 1961 | 15-14 | W |
| 1962 | @ 20-14 | W |
| 1963 | 14-14 | T |
| 1964 | @ 14-9 | W |
| 1965 | 17-9 | W |
| 1966 | @ 7-35 | L |
| 1967 | 0-20 | L |
| 1968 | @ 7-27 | L |
| 1969 | 16-6 | W |
| 1970 | @ 31-15 | W |
| 1971 | 14-3 | W |
| 1972 | @ 13-10 | W |
| 1973 | 16-35 | L |
| 1974 | @ 0-17 | L |
| 1975 | 6-14 | L |
| 1976 | @ 10-59 | L |
| 1977 | 23-52 | L |
| 1978 | @ 7-15 | L |
| 1979 | 7-30 | L |
| 1980 | @ 10-13 | L |
| 1981 | 7-37 | L |
| 1982 | @ 14-34 | L |
| 1983 | 10-20 | L |
| 1984 | @ 21-35 | L |
| 1985 | 6-53 | L |
| 1986 | @ 10-74 | L |
| 1987 | 24-42 | L |
| 1988 | @ 0-18 | L |
| 1989 | 7-44 | L |
| 1990 | @ 10-56 | L |
| 1991 | 7-44 | L |
| 1992 | @ 10-37 | L |
| 1993 | 3-59 | L |
| 1994 | @ 17-34 | L |
| 1995 | 6-38 | L |
| 2001 | vs. 9-28* | L |

*galleryfurniture.com Bowl

TEXAS MILITARY (1-0-0)

| | | |
|------|--------|---|
| 1931 | @ 40-0 | W |
|------|--------|---|

TEXAS STATE (1-0-0)

| | | |
|------|-------|---|
| 2009 | 56-21 | W |
|------|-------|---|

TEXAS TECH (29-32-3)

| | | |
|------|---------|---|
| 1926 | 28-16 | W |
| 1927 | 16-6 | W |
| 1928 | 28-6 | W |
| 1929 | @ 22-0 | W |
| 1930 | 26-0 | W |
| 1936 | @ 0-7 | L |
| 1942 | @ 6-13 | L |
| 1943 | 20-40 | L |
| 1944 | 14-0 | W |
| 1945 | @ 0-12 | L |
| 1950 | 19-6 | W |
| 1951 | @ 19-33 | L |
| 1955 | @ 32-0 | W |

| | | |
|------|-------------|---|
| 1956 | @ 7-21 | L |
| 1958 | 26-0 | W |
| 1959 | @ 14-8 | W |
| 1960 | 21-7 | W |
| 1961 | @ 0-10 | L |
| 1962 | 35-13 | W |
| 1963 | 35-3 | W |
| 1964 | 10-25 | L |
| 1965 | @ 24-28 | L |
| 1966 | 6-3 | W |
| 1967 | 16-0 | W |
| 1968 | @ 14-31 | L |
| 1969 | 35-26 | W |
| 1970 | @ 14-22 | L |
| 1971 | 17-6 | W |
| 1972 | @ 31-7 | W |
| 1973 | 10-24 | L |
| 1974 | @ 0-28 | L |
| 1975 | 0-34 | L |
| 1976 | 10-14 | L |
| 1977 | @ 17-49 | L |
| 1978 | 17-27 | L |
| 1979 | @ 3-3 | T |
| 1980 | 24-17 | W |
| 1981 | @ 39-39 | T |
| 1982 | 14-16 | L |
| 1983 | @ 10-10 | T |
| 1984 | 27-16 | W |
| 1985 | @ 7-63 | L |
| 1986 | 14-36 | L |
| 1987 | @ 35-36 | L |
| 1988 | 10-23 | L |
| 1989 | @ 7-37 | L |
| 1990 | 28-40 | L |
| 1991 | @ 30-16 | W |
| 1992 | 28-31 | L |
| 1993 | @ 21-49 | L |
| 1994 | 24-17 | W |
| 1995 | @ 6-27 | L |
| 2004 | @ 35-70 | L |
| 2006 | 12-3 | W |
| 2012 | 53-56 (30T) | L |
| 2013 | @ 10-20 | L |
| 2014 | 82-27 | W |
| 2015 | @ 55-52 | W |
| 2016 | 24-27 (20T) | L |
| 2017 | @ 27-3 | W |
| 2018 | 14-17 | L |
| 2019 | @ 33-31 | W |
| 2020 | 34-18 | W |
| 2021 | @ 52-31 | W |

TOBY'S BUSINESS COLLEGE (2-0-0)

| | | |
|------|--------|---|
| 1896 | 8-6 | W |
| 1898 | @ 41-0 | W |

TRINITY (16-4-3)

| | | |
|------|---------|---|
| 1901 | 0-0 | T |
| 1902 | 0-28 | L |
| 1902 | 0-17 | L |
| 1903 | @ 0-30 | L |
| 1905 | 6-0 | W |
| 1907 | @ 27-0 | W |
| 1907 | @ 6-5 | W |
| 1908 | @ 11-10 | W |
| 1908 | 22-0 | W |
| 1910 | 18-6 | W |
| 1910 | @ 9-0 | W |
| 1911 | 30-0 | W |
| 1912 | @ 48-13 | W |
| 1914 | 7-7 | T |
| 1915 | @ 25-0 | W |
| 1916 | 35-0 | W |
| 1917 | @ 20-6 | W |
| 1919 | @ 7-0 | W |
| 1920 | @ 20-7 | W |
| 1921 | 19-3 | W |
| 1922 | @ 7-7 | T |
| 1923 | 10-16 | L |
| 1952 | @ 47-0 | W |

TULANE (8-4-0)

| | | |
|------|---------|---|
| 1978 | @ 13-7 | W |
| 1979 | 19-33 | L |
| 1985 | 30-13 | W |
| 1986 | @ 48-31 | W |

| | | |
|------|---------|---|
| 1993 | 14-7 | W |
| 1994 | @ 30-28 | W |
| 1995 | 16-11 | W |
| 1996 | @ 7-35 | L |
| 2001 | @ 22-48 | L |
| 2002 | 17-10 | W |
| 2003 | @ 38-35 | W |
| 2004 | 31-35 | L |

TULSA (14-5-0)

| | | |
|------|---------|---|
| 1921 | 16-0 | W |
| 1922 | @ 0-21 | L |
| 1931 | @ 0-13 | L |
| 1934 | @ 14-12 | W |
| 1935 | @ 13-0 | W |
| 1936 | @ 10-7 | W |
| 1937 | 20-13 | W |
| 1938 | @ 21-0 | W |
| 1939 | 16-0 | W |
| 1940 | @ 0-7 | L |
| 1941 | 6-0 | W |
| 1972 | @ 35-9 | W |
| 1979 | @ 24-17 | W |
| 1980 | 17-23 | L |
| 1996 | @ 31-24 | W |
| 1997 | 22-33 | L |
| 1998 | @ 17-7 | W |
| 1999 | 56-17 | W |
| 2000 | @ 17-3 | W |

UAB (1-2-0)

| | | |
|------|---------|---|
| 2001 | @ 17-38 | L |
| 2003 | 27-24 | W |
| 2004 | @ 25-41 | L |

UC DAVIS (1-0-0)

| | | |
|------|-------|---|
| 2006 | 46-13 | W |
|------|-------|---|

UCLA (1-3-0)

| | | |
|------|--------|---|
| 1939 | @ 2-6 | L |
| 1942 | @ 7-6 | W |
| 1952 | @ 0-14 | L |
| 1961 | @ 7-28 | L |

UNLV (9-1-0)

| | | |
|------|---------|---|
| 1996 | 42-34 | W |
| 1997 | @ 19-21 | L |
| 1998 | @ 41-18 | W |
| 2005 | 51-3 | W |
| 2006 | @ 25-10 | W |
| 2007 | 34-10 | W |
| 2008 | @ 44-14 | W |
| 2009 | 41-0 | W |
| 2010 | @ 48-6 | W |
| 2011 | 56-9 | W |

USC (3-2-0)

| | | |
|------|------------|---|
| 1951 | @ 26-28 | L |
| 1954 | @ 20-7 | W |
| 1960 | @ 7-6 | W |
| 1977 | @ 0-51 | L |
| 1998 | vs. 28-19* | W |

*Sun Bowl

USF (1-1-0)

| | | |
|------|-------------|---|
| 2003 | @ 13-10 | W |
| 2004 | 44-45 (20T) | L |

UTAH (3-5-0)

| | | |
|------|------------|---|
| 1996 | @ 7-21 | L |
| 1997 | 18-32 | L |
| 2005 | 23-20 (OT) | W |
| 2006 | @ 7-20 | L |
| 2007 | 20-27 | L |
| 2008 | @ 10-13 | L |
| 2009 | 55-28 | W |
| 2010 | @ 47-7 | W |

UTAH STATE (2-0-1)

| | | |
|------|---------|---|
| 1981 | 13-13 | T |
| 1982 | 24-9 | W |
| 1984 | @ 62-18 | W |

UT ARLINGTON (6-2-0)

| | | |
|------|------|---|
| 1970 | 31-7 | W |
| 1971 | 42-0 | W |

| | | |
|------|-------|---|
| 1972 | 38-14 | W |
| 1973 | 49-13 | W |
| 1974 | 12-3 | W |
| 1975 | 7-24 | L |
| 1979 | 14-21 | L |
| 1981 | 38-16 | W |

UTEP/TEXAS WESTERN (3-2-0)

| | | |
|------|------------|---|
| 1965 | vs. 12-13* | L |
| 1996 | 18-0 | W |
| 1997 | @ 17-24 | L |
| 1999 | 52-24 | W |
| 2000 | 47-14 | W |

*Sun Bowl

VANDERBILT (3-1-0)

| | | |
|------|-------------|---|
| 1995 | @ 16-3 | W |
| 1997 | @ 16-40 | L |
| 1998 | 19-16 (20T) | W |
| 2003 | 30-14 | W |

VIRGINIA (2-1-0)

| | | |
|------|------------|---|
| 1994 | vs. 10-20* | L |
| 2009 | 30-14 | W |
| 2012 | 27-7 | W |

*Independence Bowl

WAKE FOREST (1-0-0)

| | | |
|------|------|---|
| 1952 | 27-9 | W |
|------|------|---|

WASHINGTON (0-1-0)

| | | |
|------|---------|---|
| 1971 | @ 26-44 | L |
|------|---------|---|

WASHINGTON STATE (1-1-0)

| | | |
|------|--------|---|
| 1953 | @ 21-7 | W |
| 1990 | 3-21 | L |

WESTERN MICHIGAN (0-0-1)

| | | |
|------|-------|---|
| 1992 | 17-17 | T |
|------|-------|---|

WEST TEXAS STATE (1-0-0)

| | | |
|------|------|---|
| 1921 | 30-0 | W |
|------|------|---|

WEST VIRGINIA (4-7-0)

| | | |
|------|---------------|---|
| 1984 | vs. 14-31* | L |
| 2012 | @ 39-38 (20T) | W |
| 2013 | 27-30 (OT) | L |
| 2014 | @ 31-30 | W |
| 2015 | 40-10 | W |
| 2016 | @ 10-34 | L |
| 2017 | 31-24 | W |
| 2018 | @ 10-47 | L |
| 2019 | 17-20 | L |
| 2020 | @ 6-24 | L |
| 2021 | 17-29 | L |

*Bluebonnet Bowl

WISCONSIN (1-0-1)

| | | |
|------|------------|---|
| 1970 | @ 14-14 | T |
| 2010 | vs. 21-19* | W |

*Rose Bowl

WYOMING (6-2-0)

| | | |
|------|---------|---|
| 1998 | 27-34 | L |
| 2005 | @ 28-14 | W |
| 2006 | 26-3 | W |
| 2007 | @ 21-24 | L |
| 2008 | 54-7 | W |
| 2009 | @ 45-10 | W |
| 2010 | 45-0 | W |
| 2011 | 31-20 | W |

YMCA (1-0-0)

| | | |
|------|------|---|
| 1913 | 32-6 | W |
|------|------|---|

111 AMBULANCE (1-0-0)

| | | |
|------|-------|---|
| 1917 | @ 6-0 | W |
|------|-------|---|

YEAR-BY-YEAR RESULTS

1896 – (1-1-1)

| | | | |
|-------------------------|---|------|--|
| Coach: none | | | |
| Toby's Business College | W | 8-6 | |
| at Houston Heavyweights | L | 0-22 | |
| Houston Heavyweights | T | 0-0 | |

1897 – (3-1)

| | | | |
|-------------------------|---|-------|--|
| Coach: Joe J. Field | | | |
| at East Dallas | W | 6-0 | |
| at Texas | L | 10-18 | |
| at Texas A&M | W | 30-6 | |
| at Ft. Worth University | W | 32-0 | |

1898 – (1-3-1)

| | | | |
|--------------------------|---|------|--|
| Coach: James Morrison | | | |
| Texas | L | 0-15 | |
| at Toby's Business Coll. | W | 41-0 | |
| Ft. Worth University | T | 0-0 | |
| at Texas | L | 0-29 | |
| Texas A&M | L | 0-16 | |

1899 – (0-0-1)

| | | | |
|-------------|---|-----|--|
| Coach: none | | | |
| at Baylor | T | 0-0 | |

1900 – NO GAMES PLAYED

1901 – (1-2-1)

| | | | |
|-------------|---|------|--|
| Coach: none | | | |
| Baylor | L | 0-36 | |
| Trinity | T | 0-0 | |
| Baylor | L | 0-42 | |
| Taylor | W | 5-0 | |

1902 – (0-5-1)

| | | | |
|-------------------------|---|------|--|
| Coach: H. E. Hildebrand | | | |
| Trinity University | L | 0-28 | |
| at Baylor | T | 0-0 | |
| Texas A&M | L | 0-22 | |
| Baylor | L | 0-6 | |
| at Trinity | L | 0-17 | |
| Baylor | L | 0-20 | |

1903 – (0-7)

| | | | |
|-----------------------|---|------|--|
| Coach: none | | | |
| 10/03 Baylor | L | 0-14 | |
| 10/10 Texas A&M | L | 0-11 | |
| 10/17 at Daniel Baker | L | 5-10 | |
| 10/24 at Trinity | L | 0-30 | |
| 10/31 Baylor | L | 0-5 | |
| 11/14 at Texas A&M | L | 0-16 | |
| 11/28 at Texas A&M | L | 6-14 | |

1904 – (1-4-1)

| | | | |
|--------------------------------|---|------|--|
| Coach: C.E. Cronk | | | |
| 10/01 Baylor | T | 0-0 | |
| 10/08 at Texas | L | 0-40 | |
| 10/15 at Fort Worth University | L | 0-4 | |
| 10/22 at Texas A&M | L | 0-29 | |
| 10/29 Baylor | L | 0-17 | |
| 11/24 at Baylor | W | 5-0 | |

1905 – (4-4)

| | | | |
|-------------------------|---|-------|--|
| Coach: E. J. Hyde | | | |
| 09/23 Baylor | W | 16-0 | |
| 09/30 at Texas A&M | L | 0-20 | |
| 10/07 at Texas | L | 0-11 | |
| 10/14 at Austin College | W | 21-0 | |
| 10/21 Trinity | W | 6-0 | |
| 10/28 Baylor | L | 6-10 | |
| 11/04 Texas A&M | L | 11-24 | |
| 11/11 Baylor | W | 17-0 | |

1906 – (2-5)

| | | | |
|-----------------------------|---|------|--|
| Coach: E. J. Hyde | | | |
| 10/06 Fort Worth University | L | 0-6 | |
| 10/13 at Texas | L | 0-22 | |
| 10/20 at Daniel Baker | L | 0-4 | |
| 10/27 at Texas A&M | L | 0-42 | |
| 11/10 Texas A&M | L | 0-22 | |
| 11/17 Deaf & Dumb Institute | W | 17-6 | |
| 11/29 Fort Worth University | W | 9-6 | |

1907 – (4-2-2)

| | | | |
|--------------------------------|---|-------|--|
| Coach: E. J. Hyde | | | |
| 09/28 at Fort Worth University | T | 0-0 | |
| 10/05 at Baylor | T | 6-6 | |
| 10/12 at Austin College | W | 27-0 | |
| 10/19 at Trinity | W | 27-0 | |
| 10/26 at Baylor | W | 11-10 | |
| 11/05 at Texas A&M | L | 5-32 | |
| 11/16 at Trinity | W | 6-5 | |
| 11/23 at Baylor | L | 8-16 | |

1908 – (6-3)

| | | | |
|-----------------------------|---|-------|--|
| Coach: J.R. Langley | | | |
| 09/26 Deaf & Dumb Institute | W | 59-0 | |
| 10/03 Baylor | W | 15-0 | |
| 10/10 at Texas | L | 6-11 | |
| 10/17 at Trinity | W | 11-10 | |
| 10/24 Baylor | W | 10-6 | |
| 10/31 Texas A&M | L | 10-13 | |
| 11/07 Trinity | W | 22-0 | |
| 11/14 at Southwestern | W | 14-5 | |
| 11/26 Baylor | L | 8-23 | |

1909 – (5-2-1, 2-0 TIAA)

| | | | |
|--------------------------|---|------|--|
| Coach: J.R. Langley | | | |
| 10/02 at Polytechnic | W | 42-0 | |
| 10/09 at Texas A&M | T | 0-0 | |
| 10/16 at Baylor | W | 9-0 | |
| 10/23 at Austin College* | W | 18-3 | |
| 10/30 at Texas | L | 0-24 | |
| 11/06 at Baylor | W | 11-0 | |
| 11/15 at Southwestern* | W | 12-0 | |
| 11/25 at Baylor | L | 3-6 | |

* - Texas Intercollegiate Athletic Association game

1910 – (2-6-1, 0-1 TIAA)

| | | | |
|------------------------|---|------|--|
| Coach: Kemp Lewis | | | |
| 10/01 Polytechnic | T | 6-6 | |
| 10/08 at Texas A&M | L | 0-35 | |
| 10/15 at Southwestern* | L | 3-25 | |
| 10/22 at Baylor | L | 0-52 | |
| 10/29 Trinity | W | 18-6 | |
| 11/05 Texas A&M | L | 6-23 | |
| 11/12 at Trinity | W | 9-0 | |
| 11/19 Baylor | L | 3-10 | |
| 12/03 Epworth | L | 0-30 | |

* - Texas Intercollegiate Athletic Association game

1911 – (4-5, 0-3 TIAA)

| | | | |
|-----------------------|---|------|--|
| Coach: Henry W. Lever | | | |
| Trinity | W | 30-0 | |
| at Southwestern* | L | 0-21 | |
| at Austin College* | L | 0-39 | |
| at Baylor | L | 0-12 | |
| Austin College* | L | 8-18 | |
| Polytechnic | L | 3-16 | |
| FW Central High | W | 24-0 | |
| at SW Oklahoma | W | 25-0 | |
| at SW Oklahoma | W | 24-0 | |

* - Texas Intercollegiate Athletic Association game

1912 – (8-1, 3-0 TIAA)

| | | | |
|----------------------------|---|-------|--|
| Coach: W. T. Stewart | | | |
| at Britten Training School | W | 16-0 | |
| at Texas | L | 10-30 | |
| at Southwestern* | W | 20-0 | |
| Baylor | W | 22-0 | |
| at Austin College* | W | 7-0 | |
| Polytechnic | W | 33-3 | |
| Howard Payne* | W | 53-0 | |
| at Trinity | W | 48-13 | |
| Polytechnic | W | 21-7 | |

* - Texas Intercollegiate Athletic Association game

1913 – (4-2-1, 1-0 TIAA)

| | | | |
|----------------------|---|------|--|
| Coach: Fred Cahoon | | | |
| at SW Oklahoma | T | 0-0 | |
| 10/11 YMCA | W | 32-6 | |
| 10/18 Dallas | L | 0-10 | |
| at Howard Payne* | W | 6-0 | |
| at Burleson College | W | 25-0 | |
| at North Texas State | W | 13-0 | |
| at Dallas | L | 0-6 | |

* - Texas Intercollegiate Athletic Association game

1914 – (4-4-2, 2-2 TIAA)

| | | | |
|-----------------------------|---|-------|--|
| Coach: S. A. Boles | | | |
| 09/26 North Texas State | W | 40-0 | |
| 10/02 at Southwestern* | L | 9-10 | |
| 10/10 Okla. School of Mines | W | 20-0 | |
| 10/16 at Texas A&M | L | 0-40 | |
| 10/24 at Rice | T | 0-0 | |
| 10/31 at Baylor | L | 14-28 | |
| 11/07 Austin College* | W | 13-0 | |
| 11/14 at Daniel Baker* | L | 0-33 | |
| 11/16 at Howard Payne* | W | 14-0 | |
| 11/30 Trinity | T | 7-7 | |

* - Texas Intercollegiate Athletic Association game

1915 – (4-5, 2-0 TIAA)

| | | | |
|--------------------------|---|-------|--|
| Coach: E. Y. Freeland | | | |
| 10/02 at Texas | L | 0-72 | |
| 10/08 SMU | W | 43-0 | |
| 10/16 Texas A&M | L | 10-13 | |
| 10/23 at Austin College* | W | 28-0 | |
| 10/30 at Rice | L | 3-33 | |
| 11/06 at Trinity | W | 25-0 | |
| 11/13 Southwestern* | W | 21-0 | |
| 11/16 Oklahoma A&M | L | 0-13 | |
| 11/25 at Baylor | L | 0-51 | |

* - Texas Intercollegiate Athletic Association game

1916 – (6-2-1, 3-0 TIAA)

| | | | |
|-----------------------------|---|-------|--|
| Coach: Milton Daniel | | | |
| 09/30 at Meridian | W | 7-0 | |
| 10/07 Austin College* | W | 28-2 | |
| 10/14 at SMU | W | 48-3 | |
| 10/27 Rice | T | 7-7 | |
| 11/04 Trinity | W | 35-0 | |
| 11/11 at Southwestern State | L | 13-41 | |
| 11/18 at Daniel Baker* | W | 23-0 | |
| 11/25 at Howard Payne* | W | 42-0 | |
| 11/30 Baylor | L | 14-32 | |

* - Texas Intercollegiate Athletic Association game

1917 – (8-2, 2-0 TIAA)

| | | | |
|-----------------------------|---|------|--|
| Coach: Milton Daniel | | | |
| 09/29 Meridian | W | 20-0 | |
| 10/06 First Texas Artillery | W | 14-7 | |
| 10/13 at Rice | L | 0-26 | |
| 10/20 SMU | W | 21-0 | |
| 10/27 at Trinity | W | 20-6 | |
| 11/03 Southwestern* | W | 20-6 | |
| 11/10 at Austin College* | W | 59-0 | |
| 11/17 2nd TX 132nd Infantry | L | 7-14 | |
| 11/24 at 111 Ambulance | W | 6-0 | |
| 11/29 Baylor | W | 34-0 | |

* - Texas Intercollegiate Athletic Association game

1918 – (4-3, 2-0 TIAA)

| | | | |
|-------------------------|---|------|--|
| Coach: E. M. Tipton | | | |
| 09/28 at Texas | L | 0-19 | |
| 10/05 Carruthers Field | L | 6-7 | |
| at SMU (forfeit) | L | 0-1 | |
| 10/19 at Southwestern* | W | 14-6 | |
| 11/02 North Texas State | W | 39-0 | |
| 11/09 Austin College* | W | 25-0 | |
| 11/28 at Baylor | W | 12-7 | |

* - Texas Intercollegiate Athletic Association game

1919 – (1-7, 0-2 TIAA)

| | | | |
|--------------------------|---|------|--|
| Coach: T. D. Hackney | | | |
| 10/04 North Texas State | L | 6-14 | |
| 10/11 at Decatur Baptist | L | 0-20 | |
| 10/18 Oklahoma A&M | L | 7-14 | |
| 10/25 Southwestern* | L | 0-10 | |
| 11/01 at Trinity | W | 7-0 | |
| 11/08 Texas A&M | L | 0-48 | |
| 11/15 at Austin College* | L | 0-6 | |
| 11/27 Baylor | L | 0-7 | |

* - Texas Intercollegiate Athletic Association game

1920 – (9-1, 3-0 TIAA CHAMPIONS)

| | | | |
|---|---|-------|--|
| Coach: W. L. Driver | | | |
| 10/02 Southeast Oklahoma | W | 20-0 | |
| 10/09 Austin College* | W | 9-7 | |
| 10/16 at Arkansas | W | 19-2 | |
| 10/23 at Trinity | W | 20-7 | |
| 10/30 Phillips | W | 3-0 | |
| 11/06 Missouri Osteopaths | W | 19-3 | |
| 11/13 at Baylor | W | 21-9 | |
| 11/20 Southwestern* | W | 21-16 | |
| 11/27 Hardin-Simmons* | W | 31-2 | |
| Fort Worth Dixie Classic (Fort Worth, Texas) | | | |
| 01/01 vs. Centre College | L | 7-63 | |

* - Texas Intercollegiate Athletic Association game

1921 – (6-3-1, 0-1 TIAA)

| | | | |
|------------------------------|---|-------|--|
| Coach: W. L. Driver | | | |
| 09/24 West Texas State | W | 30-0 | |
| 10/01 at Hardin-Simmons* | L | 7-10 | |
| 10/08 at Oklahoma A&M | L | 21-28 | |
| 10/15 Trinity | W | 19-3 | |
| 10/21 Tulsa | W | 16-0 | |
| 10/29 at Phillips University | T | 0-0 | |
| 11/05 Missouri Osteopaths | W | 7-0 | |
| 11/12 at SMU | W | 13-6 | |
| 11/19 Haskell | L | 0-14 | |
| 11/24 Arkansas | W | 19-14 | |

* - Texas Intercollegiate Athletic Association game

1922 – (2-5-3, 0-3-1 TIAA)

| | | | |
|--|---|-------|--|
| Coach: John McKnight | | | |
| 10/07 at Dallas | W | 21-6 | |
| 10/14 vs. Hardin-Simmons* ¹ | T | 7-7 | |
| 10/21 Daniel Baker* | L | 13-21 | |
| 10/28 at Tulsa | L | 0-21 | |
| 11/04 Oklahoma A&M | W | 22-14 | |
| 11/11 at Austin College* | L | 7-20 | |
| 11/18 Howard Payne* | L | 14-26 | |
| 11/24 at Trinity | T | 7-7 | |
| 11/30 at Kansas State | L | 0-45 | |
| 12/09 SMU | T | 0-0 | |

* - Texas Intercollegiate Athletic Association game

1 - Dallas

1923 – (4-5; 2-1 SWC)

| | | | |
|------------------------|---|-------|--|
| Coach: Madison A. Bell | | | |
| 10/06 at Oklahoma A&M* | W | 7-6 | |
| 10/13 Hardin-Simmons | W | 16-0 | |
| 10/20 Daniel Baker | W | 47-6 | |
| 10/27 Centenary | L | 0-23 | |
| 11/04 at SMU* | L | 0-40 | |
| 11/10 Austin College | L | 0-26 | |
| 11/17 at Howard Payne | L | 7-20 | |
| 11/24 Trinity | L | 10-16 | |
| 11/29 at Rice* | W | 6-0 | |

* - Southwest Conference game

1924 – (4-5; 1-5 SWC)

| | | | |
|-------------------------|---|-------|--|
| Coach: Madison A. Bell | | | |
| 09/27 East Texas State | W | 43-0 | |
| 10/04 Daniel Baker | W | 13-12 | |
| 10/11 Oklahoma A&M* | W | 17-10 | |
| 10/18 at Hardin-Simmons | W | 7-0 | |
| 10/25 Rice* | L | 3-7 | |
| 11/01 SMU* | L | 0-6 | |
| 11/07 at Texas A&M* | L | 0-28 | |
| 11/15 Texas* | L | 0-13 | |
| 11/27 Arkansas* | L | 0-20 | |

* - Southwest Conference game

1925 – (7-1-1; 2-1-1 SWC)

| | | | |
|--------------------------|---|-------|--|
| Coach: Madison A. Bell | | | |
| East Texas State | W | 31-0 | |
| Daniel Baker | W | 12-0 | |
| vs. Baylor* ¹ | T | 7-7 | |
| Hardin Simmons | W | 28-16 | |
| 10/24 at Oklahoma A&M* | L | 7-22 | |
| 10/31 Abilene Christian | W | 21-9 | |
| 11/07 Texas A&M* | W | 3-0 | |
| 11/14 Arkansas* | W | 3-0 | |
| Austin College | W | 21-0 | |

* - Southwest Conference game

1 - Dallas

1926 – (6-1-2; 1-1-2 SWC)

</

YEAR-BY-YEAR RESULTS

1927 – (4-3-2; 1-2-2 SWC)

Coach: Madison A. Bell

| | | | |
|-------|----------------|---|-------|
| 09/24 | Daniel Baker | W | 27-0 |
| 10/01 | at Texas* | T | 0-0 |
| 10/08 | Texas Tech | W | 16-6 |
| 10/15 | Austin College | W | 20-13 |
| 10/22 | Texas A&M* | T | 0-0 |
| 10/29 | at Baylor* | W | 14-0 |
| 11/05 | Arkansas* | L | 3-10 |
| 11/11 | at Centenary | L | 3-7 |
| 11/24 | SMU* | L | 6-28 |

* - Southwest Conference game

1928 – (8-2; 3-2 SWC)

Coach: Madison A. Bell

| | | | |
|-------|-------------------|---|------|
| 09/22 | East Texas State | W | 21-0 |
| 09/29 | Daniel Baker | W | 21-0 |
| 10/06 | at Hardin-Simmons | W | 19-3 |
| 10/13 | Austin College | W | 21-0 |
| 10/20 | at Texas A&M* | W | 6-0 |
| 10/27 | Texas Tech | W | 28-6 |
| 11/03 | Baylor* | L | 6-7 |
| 11/10 | at Rice* | W | 7-0 |
| 11/17 | Texas* | L | 0-6 |
| 11/29 | at SMU* | W | 15-6 |

* - Southwest Conference game

1929 – (9-0-1; 4-0-1 SWC CHAMPIONS)

Coach: Francis A. Schmidt

| | | | |
|-------|-------------------|---|-------|
| 09/28 | Daniel Baker | W | 61-0 |
| 10/05 | at Hardin-Simmons | W | 20-0 |
| 10/12 | at Centenary | W | 28-0 |
| 10/19 | Texas A&M* | W | 13-7 |
| 10/26 | at Texas Tech | W | 22-0 |
| 11/02 | North Texas State | W | 25-0 |
| 11/09 | Rice* | W | 24-0 |
| 11/16 | at Texas* | W | 15-12 |
| 11/23 | at Baylor* | W | 34-7 |
| 11/30 | SMU* | T | 7-7 |

* - Southwest Conference game

1930 – (9-2-1; 4-2 SWC)

Coach: Francis A. Schmidt

| | | | |
|-------|----------------------|---|-------|
| 09/19 | at North Texas State | W | 47-0 |
| 09/20 | East Texas State | W | 40-0 |
| 09/27 | Austin College | W | 33-7 |
| 10/04 | at Hardin-Simmons | T | 0-0 |
| 10/11 | Arkansas* | W | 40-0 |
| 10/18 | at Texas A&M* | W | 3-0 |
| 10/25 | Texas Tech | W | 26-0 |
| 11/01 | Abilene Christian | W | 62-0 |
| 11/08 | Rice* | W | 20-0 |
| 11/15 | Texas* | L | 0-7 |
| 11/22 | Baylor* | L | 14-35 |
| 11/29 | at SMU* | W | 13-0 |

* - Southwest Conference game

1931 – (9-2-1; 4-1-1 SWC)

Coach: Francis A. Schmidt

| | | | |
|-------|-------------------|---|------|
| 09/18 | at Texas Military | W | 40-0 |
| 09/19 | North Texas State | W | 33-6 |
| 09/26 | LSU | W | 3-0 |
| 10/03 | at Tulsa | L | 0-13 |
| 10/10 | Austin College | W | 38-0 |
| 10/17 | Texas A&M* | W | 6-0 |
| 10/23 | at Hardin-Simmons | W | 6-0 |
| 10/31 | at Arkansas* | W | 7-0 |
| 11/07 | Rice* | W | 7-6 |
| 11/14 | at Texas* | L | 0-10 |
| 11/21 | at Baylor* | W | 19-6 |
| 11/28 | SMU* | T | 0-0 |

* - Southwest Conference game

1932 – (10-0-1; 6-0 SWC CHAMPIONS)

Coach: Francis A. Schmidt

| | | | |
|-------|-------------------|---|-------|
| 09/17 | North Texas State | W | 14-2 |
| 09/24 | at LSU | T | 3-3 |
| 10/01 | Daniel Baker | W | 55-0 |
| 10/08 | Arkansas* | W | 34-12 |
| 10/15 | at Texas A&M* | W | 17-0 |
| 10/22 | Austin College | W | 68-0 |
| 10/29 | Baylor* | W | 27-0 |
| 11/04 | at Hardin-Simmons | W | 27-0 |
| 11/11 | Texas* | W | 14-0 |
| 11/19 | at Rice* | W | 16-6 |
| 11/26 | at SMU* | W | 8-0 |

* - Southwest Conference game

1933 – (10-1-1; 5-1 SWC)

Coach: Francis A. Schmidt

| | | | |
|-------|------------------------|---|------|
| 09/15 | at Austin College | W | 33-0 |
| 09/22 | at Daniel Baker | W | 28-6 |
| 09/29 | at North Texas State | W | 13-0 |
| 10/07 | at Arkansas* (forfeit) | W | 0-13 |
| 10/14 | Hardin-Simmons | W | 20-0 |
| 10/21 | Texas A&M* | W | 13-7 |
| 10/28 | at Centenary | T | 0-0 |
| 11/04 | at Baylor* | L | 0-7 |
| 11/11 | North Dakota | W | 19-7 |
| 11/18 | at Texas* | W | 30-0 |
| 11/25 | Rice* | W | 26-3 |
| 12/02 | SMU* | W | 26-6 |

* - Southwest Conference game

1934 – (8-4; 3-3 SWC)

Coach: Dutch Meyer

| | | | |
|-------|-----------------------|---|-------|
| 09/21 | at Daniel Baker | W | 33-7 |
| 09/29 | North Texas State | W | 27-0 |
| 10/06 | Arkansas* | L | 10-24 |
| 10/13 | at Tulsa | W | 14-12 |
| 10/20 | at Texas A&M* | W | 13-0 |
| 10/27 | at Centenary | L | 0-13 |
| 11/03 | Baylor* | W | 34-12 |
| 11/10 | at Loyola-New Orleans | W | 7-0 |
| 11/17 | Texas* | L | 19-20 |
| 11/24 | at Rice* | W | 7-2 |
| 12/01 | at SMU* | L | 0-19 |
| 12/08 | Santa Clara | W | 9-7 |

* - Southwest Conference game

1935 – (12-1; 5-1 SWC / NATIONAL CHAMPIONS)

Coach: Dutch Meyer

| | | | |
|-------|------------------------------|---|-------|
| 09/21 | Howard Payne | W | 41-0 |
| 09/28 | North Texas State | W | 28-11 |
| 10/05 | at Arkansas* | W | 13-7 |
| 10/12 | at Tulsa | W | 13-0 |
| 10/19 | Texas A&M* | W | 19-14 |
| 10/26 | at Centenary | W | 27-7 |
| 11/02 | at Baylor* | W | 28-0 |
| 11/09 | at Loyola-New Orleans | W | 14-0 |
| 11/16 | at Texas* | W | 28-0 |
| 11/23 | Rice* | W | 27-6 |
| 11/30 | SMU* | L | 14-20 |
| 12/07 | vs. Santa Clara ¹ | W | 10-6 |

Sugar Bowl (New Orleans)

| | | | |
|-------|---------|---|-----|
| 01/01 | vs. LSU | W | 3-2 |
|-------|---------|---|-----|

* - Southwest Conference game

1 - San Francisco

1936 – (9-2-2; 4-1-1 SWC)

Coach: Dutch Meyer

| | | | |
|-------|------------------------------------|---|-------|
| 09/18 | at Howard Payne | W | 6-0 |
| 09/26 | at Texas Tech | L | 0-7 |
| 10/03 | Arkansas* | W | 18-14 |
| 10/10 | at Tulsa | W | 10-7 |
| 10/17 | at Texas A&M* | L | 7-18 |
| 10/24 | vs. Mississippi State ¹ | T | 0-0 |
| 10/31 | Baylor* | W | 28-0 |
| 11/07 | Texas* | W | 27-6 |
| 11/14 | (18) Centenary | W | 26-0 |
| 11/21 | (18) at Rice* | W | 13-0 |
| 11/28 | at SMU* | T | 0-0 |
| 12/12 | vs. (16) Santa Clara ² | W | 9-0 |

Cotton Bowl (Dallas)

| | | | |
|-------|---------------|---|------|
| 01/01 | vs. Marquette | W | 16-6 |
|-------|---------------|---|------|

* - Southwest Conference game

1 - Dallas

2 - San Francisco

1937 – (4-4-2; 3-1-2 SWC)

Coach: Dutch Meyer

| | | | |
|-------|---------------|---|-------|
| 09/25 | at Ohio State | L | 0-14 |
| 10/02 | at Arkansas* | T | 7-7 |
| 10/09 | Tulsa | W | 20-13 |
| 10/16 | Texas A&M* | T | 7-7 |
| 10/23 | at Fordham | L | 6-7 |
| 10/30 | at #5 Baylor* | L | 0-6 |
| 11/06 | at Centenary | L | 9-10 |
| 11/13 | at Texas* | W | 14-0 |
| 11/20 | Rice* | W | 7-2 |
| 11/27 | (14) SMU* | W | 3-0 |

* - Southwest Conference game

1938 – (11-0; 6-0 SWC CHAMPIONS / NATIONAL CHAMPS)

Coach: Dutch Meyer

| | | | |
|-------|------------------|---|-------|
| 09/24 | Centenary | W | 13-0 |
| 10/01 | Arkansas* | W | 21-14 |
| 10/08 | at Temple | W | 28-6 |
| 10/15 | at Texas A&M* | W | 34-6 |
| 10/22 | (7) at Marquette | W | 21-0 |
| 10/29 | (4) Baylor* | W | 39-7 |
| 11/05 | (2) at Tulsa | W | 21-0 |
| 11/12 | (1) Texas* | W | 28-6 |
| 11/19 | (2) at Rice* | W | 29-7 |
| 11/26 | (2) at SMU* | W | 20-7 |

Sugar Bowl (New Orleans)

| | | | |
|-------|-----------------------|---|------|
| 01/02 | (1) vs. Carnegie Tech | W | 15-7 |
|-------|-----------------------|---|------|

* - Southwest Conference game

1939 – (3-7; 1-5 SWC)

Coach: Dutch Meyer

| | | | |
|-------|---------------|---|-------|
| 09/29 | at #7 UCLA | L | 2-6 |
| 10/07 | at Arkansas* | L | 13-14 |
| 10/14 | at Temple | L | 11-13 |
| 10/21 | #1 Texas A&M* | L | 6-20 |
| 10/28 | at Centenary | W | 21-0 |
| 11/04 | at Baylor* | L | 0-27 |
| 11/11 | Tulsa | W | 16-0 |
| 11/18 | at Texas* | L | 19-25 |
| 11/25 | Rice* | W | 21-0 |
| 12/02 | SMU* | L | 7-14 |

* - Southwest Conference game

1940 – (3-7; 2-4 SWC)

Coach: Dutch Meyer

| | | | |
|-------|-------------------|---|-------|
| 09/28 | Centenary | W | 41-6 |
| 10/06 | Arkansas* | W | 20-0 |
| 10/12 | at North Carolina | L | 14-21 |
| 10/19 | at #6 Texas A&M* | L | 7-21 |
| 10/26 | at Tulsa | L | 0-7 |
| 11/02 | Baylor* | W | 14-12 |
| 11/09 | at Detroit | L | 0-3 |
| 11/16 | Texas* | L | 14-21 |
| 11/23 | at Rice* | L | 6-14 |
| 11/30 | at #16 SMU* | L | 0-16 |

* - Southwest Conference game

1941 – (7-3-1; 4-1-1 SWC)

Coach: Dutch Meyer

| | | | |
|-------|--------------------------|---|-------|
| 09/27 | Tulsa | W | 6-0 |
| 10/04 | at Arkansas* | W | 9-0 |
| 10/11 | at Indiana | W | 20-14 |
| 10/18 | #9 Texas A&M* | L | 0-14 |
| 10/25 | vs. Fordham ¹ | L | 14-28 |
| 11/01 | at Baylor* | W | 23-12 |
| 11/08 | Centenary | W | 35-7 |
| 11/15 | at #1 Texas* | W | 14-7 |
| 11/22 | (19) Rice* | T | 0-0 |
| 11/29 | SMU* | W | 15-13 |

Orange Bowl (Miami)

| | | | |
|-------|-------------|---|-------|
| 01/01 | vs. Georgia | L | 26-40 |
|-------|-------------|---|-------|

* - Southwest Conference game

1 - New York

1942 – (7-3; 4-2 SWC)

Coach: Dutch Meyer

| | | | |
|-------|-----------------------|---|------|
| 09/25 | (13) at #13 UCLA | W | 7-6 |
| 10/03 | Arkansas* | W | 13-6 |
| 10/10 | Kansas | W | 41-6 |
| 10/17 | (17) at #9 Texas A&M* | W | 7-2 |
| 10/24 | (12) at Pensacola NAS | W | 21-0 |
| 10/31 | (9) Baylor* | L | 7-10 |
| 11/07 | at Texas Tech | L | 6-13 |
| 11/14 | #8 Texas* | W | 13-7 |
| 11/21 | (18) at Rice* | L | 0-26 |
| 11/28 | at SMU* | W | 14-6 |

* - Southwest Conference game

1943 – (2-6; 1-4 SWC)

Coach: Dutch Meyer

| | | | |
|-------|-------------------------------|---|-------|
| 10/02 | vs. Arkansas* | W | 13-0 |
| 10/16 | Texas A&M* | L | 0-13 |
| 10/23 | vs. Oklahoma A&M ² | W | 25-0 |
| 10/30 | at LSU | L | 0-14 |
| 11/06 | Texas Tech | L | 20-40 |
| 11/13 | at #16 Texas* | L | 7-46 |
| 11/20 | Rice* | L | 6-13 |
| 11/27 | SMU* | L | 0-20 |

* - Southwest Conference game

1 - Little Rock, Ark.

2 - Oklahoma City, Okla.

1944 – (7-3-1; 3-1-1 SWC CHAMPIONS)

Coach: Dutch Meyer

| | | | |
|-------|---------------------------|---|-------|
| 09/23 | vs. Kansas ¹ | W | 7-0 |
| 09/30 | South Plains AAF | W | 34-0 |
| 10/07 | Arkansas | T | 6-6 |
| 10/21 | at Texas A&M* | W | 13-7 |
| 10/28 | vs. Oklahoma ² | L | 19-34 |
| 11/04 | at Chatham AAF | W | 19-7 |
| 11/11 | Texas Tech | W | 14-0 |
| 11/18 | Texas* | W | 7-6 |
| 11/25 | at Rice* | W | 9-6 |
| 12/02 | at SMU* | L | 6-9 |

Cotton Bowl (Dallas)

| | | | |
|-------|------------------|---|------|
| 01/01 | vs. Oklahoma A&M | L | 0-34 |
|-------|------------------|---|------|

* - Southwest Conference game

1 - Kansas City, Mo.

2 - Oklahoma City, Okla.

1945 – (5-5; 3-3 SWC)

Coach: Dutch Meyer

| | | | |
|-------|-------------------------|---|-------|
| 09/22 | vs. Kansas ¹ | W | 18-0 |
| 09/29 | at Baylor* | W | 7-6 |
| 10/06 | at Arkansas* | L | 14-27 |
| 10/20 | Texas A&M* | W | 13-12 |
| 10/27 | Oklahoma A&M | L | 12-25 |
| 11/03 | at Oklahoma | W | 13-7 |
| 11/10 | at Texas Tech | L | 0-12 |
| 11/17 | at #17 Texas* | L | 0-20 |
| 11/24 | Rice* | W | 14-13 |
| 12/01 | SMU* | L | 0-34 |

* - Southwest Conference game

1 - Kansas City, Mo.

1946 – (2-7-1; 2-4 SWC)

Coach: Dutch Meyer

| | | | |
|-------|-------------------------------|---|-------|
| 09/21 | vs. Kansas ¹ | T | 0-0 |
| 09/28 | Baylor* | W | 19-16 |
| 10/05 | Arkansas* | L | 14-34 |
| 10/12 | at Miami (Fla.) | L | 12-20 |
| 10/19 | at Texas A&M* | L | 0-14 |
| 10/26 | vs. Oklahoma A&M ² | L | 6-7 |
| 11/09 | Oklahoma | L | 12-14 |
| 11/16 | #6 Texas* | W | 14-0 |
| 11/23 | at Rice* | L | 0-13 |
| 11/30 | at SMU* | L | 13-30 |

* - Southwest Conference game

1 - Kansas City, Mo.

2 - Oklahoma City, Okla.

1947 – (4-5-2; 2-3-1 SWC)

Coach: Dutch Meyer

YEAR-BY-YEAR RESULTS

1950 – (5-5; 3-3 SWC)

Coach: Dutch Meyer

| | | | |
|-------|-----------------|---|-------|
| 09/23 | at Kansas | W | 14-7 |
| 09/30 | at Oklahoma A&M | L | 7-18 |
| 10/07 | Arkansas* | W | 13-6 |
| 10/14 | Texas Tech | W | 19-6 |
| 10/21 | at Texas A&M* | L | 23-42 |
| 10/28 | at Ole Miss | L | 7-19 |
| 11/04 | #6 Texas* | L | 14-20 |
| 11/18 | Baylor* | L | 7-21 |
| 11/25 | at Rice* | W | 26-14 |
| 12/02 | at SMU* | W | 27-13 |

* - Southwest Conference game

1951 – (6-5; 5-1 SWC CHAMPIONS)

Coach: Dutch Meyer

| | | | |
|-------|--------------------------------------|---|-------|
| 09/22 | Kansas | L | 13-27 |
| 09/29 | at #12 Nebraska | W | 28-7 |
| 10/06 | vs. Arkansas* ¹ | W | 17-7 |
| 10/13 | at Texas Tech | L | 19-33 |
| 10/20 | Texas A&M* | W | 20-14 |
| 10/27 | at USC | L | 26-28 |
| 11/03 | at #8 Baylor* | W | 20-7 |
| 11/17 | at #15 Texas* | L | 21-32 |
| 11/24 | Rice* | W | 22-6 |
| 12/01 | SMU* | W | 13-2 |
| 01/01 | Cotton Bowl (Dallas) vs. Kentucky | L | 7-20 |

* - Southwest Conference game

1 - Little Rock, Ark.

1952 – (4-4-2; 2-2-2 SWC)

Coach: Dutch Meyer

| | | | |
|-------|-------------------|---|-------|
| 09/20 | (9) at #17 Kansas | L | 0-13 |
| 09/27 | at #6 UCLA | L | 0-14 |
| 10/04 | Arkansas* | W | 13-7 |
| 10/11 | at Trinity | W | 47-0 |
| 10/18 | at Texas A&M* | T | 7-7 |
| 11/01 | Baylor* | T | 20-20 |
| 11/08 | Wake Forest | W | 27-9 |
| 11/15 | #9 Texas* | L | 7-14 |
| 11/22 | at Rice* | L | 6-12 |
| 11/29 | at SMU* | W | 14-7 |

* - Southwest Conference game

1953 – (3-7; 1-5 SWC)

Coach: Abe Martin

| | | | |
|-------|---------------------|---|-------|
| 09/19 | Kansas | W | 13-0 |
| 10/03 | at Arkansas* | L | 6-13 |
| 10/10 | at Michigan State | L | 19-26 |
| 10/17 | Texas A&M* | L | 7-20 |
| 10/24 | at Penn State | L | 21-27 |
| 10/31 | at #3 Baylor* | L | 7-25 |
| 11/07 | at Washington State | W | 21-7 |
| 11/13 | at #10 Texas* | L | 3-13 |
| 11/21 | Rice* | L | 6-19 |
| 11/28 | SMU* | W | 13-0 |

* - Southwest Conference game

1954 – (4-6; 1-5 SWC)

Coach: Abe Martin

| | | | |
|-------|------------------|---|-------|
| 09/18 | at Kansas | W | 27-6 |
| 09/25 | (20) at Oklahoma | L | 16-21 |
| 10/02 | Arkansas* | L | 13-20 |
| 10/08 | at USC | W | 20-7 |
| 10/16 | at Texas A&M* | W | 21-7 |
| 10/23 | (17) Penn State | W | 20-7 |
| 10/30 | Baylor* | L | 7-12 |
| 11/13 | Texas* | L | 34-35 |
| 11/20 | at Rice* | L | 0-6 |
| 11/27 | at SMU* | L | 6-21 |

* - Southwest Conference game

1955 – (9-2; 5-1 SWC CHAMPIONS)

Coach: Abe Martin

| | | | | |
|-------|--|---|-------|--------|
| 09/18 | Kansas | W | 47-14 | 25,000 |
| 09/24 | at Texas Tech | W | 32-0 | |
| 10/01 | (10) at Arkansas* | W | 26-0 | |
| 10/08 | (8) at Alabama | W | 21-0 | |
| 10/15 | (7) #11 Texas A&M* | L | 16-19 | |
| 10/21 | (18) at Miami (Fla.) | W | 21-19 | 44,045 |
| 10/29 | (14) at Baylor* | W | 28-6 | 32,222 |
| 11/12 | (8) at Texas* | W | 47-20 | 55,000 |
| 11/19 | (7) Rice* | W | 35-0 | |
| 11/26 | (7) SMU* | W | 20-13 | 33,000 |
| 01/02 | Cotton Bowl (Dallas) (6) vs. Ole Miss | L | 13-14 | 75,504 |

* - Southwest Conference game

1956 – (8-3; 5-1 SWC)

Coach: Abe Martin

| | | | | |
|-------|----------------------|---|-------|--------|
| 09/23 | (7) at Kansas | W | 32-0 | 28,000 |
| 10/06 | (8) Arkansas* | W | 41-6 | |
| 10/13 | (4) at Alabama | W | 23-6 | |
| 10/20 | (4) at #5 Texas A&M* | L | 6-7 | 42,000 |
| 10/27 | (10) Miami (Fla.) | L | 0-14 | 25,000 |
| 11/03 | (10) Baylor* | W | 7-6 | |
| 11/10 | (17) at Texas Tech | L | 7-21 | |
| 11/17 | Texas* | W | 46-0 | |
| 11/24 | (18) at Rice* | W | 20-17 | |
| 12/01 | (14) at SMU* | W | 21-6 | 32,500 |

Cotton Bowl (Dallas)

| | | | | |
|-------|----------------------|---|-------|--------|
| 01/01 | (14) vs. #8 Syracuse | W | 28-27 | 68,000 |
|-------|----------------------|---|-------|--------|

* - Southwest Conference game

1957 – (5-4-1; 2-4 SWC)

Coach: Abe Martin

| | | | | |
|-------|---------------------------------|---|-------|--------|
| 09/21 | Kansas | T | 13-13 | 20,000 |
| 09/28 | at Ohio State | W | 18-14 | 81,784 |
| 10/05 | vs. (18) Arkansas* ¹ | L | 7-20 | 37,000 |
| 10/12 | Alabama | W | 28-0 | 20,000 |
| 10/19 | #1 Texas A&M* | L | 0-7 | 47,000 |
| 10/26 | at Marquette | W | 26-7 | 10,925 |
| 11/02 | at Baylor* | W | 19-6 | 30,000 |
| 11/06 | (17) at Texas* | L | 2-14 | 30,000 |
| 11/23 | Rice* | L | 0-20 | 20,000 |
| 11/30 | SMU* | W | 21-0 | 25,000 |

* - Southwest Conference game

1 - Little Rock, Ark.

1958 – (8-2-1; 5-1 SWC CHAMPIONS)

Coach: Abe Martin

| | | | | |
|-------|--------------------|---|-------|--------|
| 09/20 | (8) at Kansas | W | 42-0 | 20,000 |
| 09/27 | (6) at Iowa | L | 0-17 | 54,500 |
| 10/04 | Arkansas* | W | 12-7 | 25,000 |
| 10/11 | Texas Tech | W | 26-0 | 22,000 |
| 10/18 | (20) at Texas A&M* | W | 24-8 | 26,500 |
| 11/01 | (18) Baylor* | W | 22-0 | |
| 11/08 | (11) Marquette | W | 36-8 | |
| 11/15 | (9) #16 Texas* | W | 22-8 | 39,000 |
| 11/22 | (7) at Rice* | W | 21-10 | 55,000 |
| 11/29 | (7) at #18 SMU* | L | 13-20 | 49,000 |

Cotton Bowl (Dallas)

| | | | | |
|-------|--------------------|---|-----|--------|
| 01/01 | (10) vs. Air Force | T | 0-0 | 75,504 |
|-------|--------------------|---|-----|--------|

* - Southwest Conference game

1959 – (8-3; 5-1 SWC CO-CHAMPIONS)

Coach: Abe Martin

| | | | | |
|-------|--------------------|---|------|--------|
| 09/19 | (13) Kansas | W | 14-7 | 25,000 |
| 09/26 | (9) at LSU | L | 0-10 | 67,000 |
| 10/03 | at Arkansas* | L | 0-3 | 21,000 |
| 10/10 | at Texas Tech | W | 14-8 | 23,000 |
| 10/17 | Texas A&M* | W | 39-6 | |
| 10/24 | (16) at Pittsburgh | W | 13-3 | 27,397 |
| 10/31 | (15) at Baylor* | W | 14-0 | 26,000 |
| 11/14 | (18) at #2 Texas* | W | 14-9 | 43,000 |
| 11/21 | (10) Rice* | W | 35-6 | |
| 11/28 | (8) SMU* | W | 19-0 | 40,000 |

Bluebonnet Bowl (Houston)

| | | | | |
|-------|-----------------|---|------|--------|
| 12/19 | (7) vs. Clemson | L | 7-23 | 55,000 |
|-------|-----------------|---|------|--------|

* - Southwest Conference game

1960 – (4-4-2; 3-3-1 SWC)

Coach: Abe Martin

| | | | | |
|-------|----------------|---|-------|--------|
| 09/17 | (11) at Kansas | L | 7-21 | 32,000 |
| 09/24 | at USC | W | 7-6 | 31,475 |
| 10/01 | #14 Arkansas* | L | 0-7 | 38,000 |
| 10/08 | Texas Tech* | W | 21-7 | 25,000 |
| 10/15 | at Texas A&M* | T | 14-14 | 16,000 |
| 10/22 | Pittsburgh | T | 7-7 | 25,000 |
| 10/29 | #7 Baylor* | W | 14-6 | 35,000 |
| 11/12 | #11 Texas* | L | 2-3 | |
| 11/19 | at #10 Rice* | L | 0-23 | |
| 11/26 | at SMU* | W | 13-0 | 20,000 |

* - Southwest Conference game

1961 – (3-5-2; 2-4-1 SWC)

Coach: Abe Martin

| | | | | |
|-------|----------------------------|---|-------|--------|
| 09/23 | #8 Kansas | W | 17-16 | 27,000 |
| 09/30 | at Ohio State | T | 7-7 | 82,878 |
| 10/07 | vs. Arkansas* ¹ | L | 3-28 | 41,000 |
| 10/14 | at Texas Tech* | L | 0-10 | 25,500 |
| 10/21 | Texas A&M* | W | 15-14 | 43,000 |
| 11/04 | at #9 Baylor* | L | 14-28 | 23,000 |
| 11/11 | at #16 UCLA | L | 7-28 | 29,230 |
| 11/18 | at #1 Texas* | W | 6-0 | 50,000 |
| 11/25 | Rice* | L | 16-35 | 22,000 |
| 12/02 | SMU* | T | 28-28 | 20,000 |

* - Southwest Conference game

1 - Little Rock, Ark.

1962 – (6-4; 5-2 SWC)

Coach: Abe Martin

| | | | | |
|-------|-----------------|---|-------|--------|
| 09/22 | at Kansas | W | 6-3 | 35,000 |
| 09/29 | at Miami (Fla.) | L | 20-21 | 51,251 |
| 10/06 | #15 Arkansas* | L | 14-42 | 42,536 |
| 10/13 | Texas Tech* | W | 35-13 | 22,000 |
| 10/20 | at Texas A&M* | W | 20-14 | 23,000 |
| 11/03 | Baylor* | W | 28-26 | 20,000 |
| 11/10 | at LSU | L | 0-5 | 66,500 |
| 11/17 | #5 Texas* | L | 0-14 | 43,392 |
| 11/24 | at Rice* | W | 30-7 | |
| 12/01 | at SMU* | W | 14-9 | 15,400 |

* - Southwest Conference game

1963 – (4-5-1; 2-4-1 SWC)

Coach: Abe Martin

| | | | | |
|-------|------------------|---|-------|--------|
| 09/21 | Kansas | W | 10-3 | 28,000 |
| 09/28 | at Florida State | W | 13-0 | 16,000 |
| 10/05 | at #12 Arkansas* | L | 3-18 | 32,000 |
| 10/12 | at Texas Tech* | W | 35-3 | 31,500 |
| 10/19 | Texas A&M* | T | 14-14 | 37,372 |
| 11/02 | at Baylor* | L | 13-32 | 36,000 |
| 11/09 | at LSU | L | 14-28 | 67,000 |
| 11/16 | at #1 Texas* | L | 0-17 | 58,000 |
| 11/30 | SMU* | W | 22-15 | 19,294 |
| 12/07 | Rice* | L | 7-33 | 13,000 |

* - Southwest Conference game

1964 – (4-6; 3-4 SWC)

Coach: Abe Martin

| | | | | |
|-------|---------------|---|-------|--------|
| 09/19 | at Kansas | L | 3-7 | 38,000 |
| 09/26 | Florida State | L | 0-10 | 20,000 |
| 10/03 | #11 Arkansas* | L | 6-29 | 20,000 |
| 10/10 | Texas Tech* | L | 10-25 | 23,902 |
| 10/17 | at Texas A&M* | W | 14-9 | 21,500 |
| 10/24 | Clemson | W | 14-10 | 14,154 |
| 10/31 | Baylor* | W | 17-14 | 22,119 |
| 11/14 | #5 Texas* | L | 13-28 | 36,000 |
| 11/21 | at Rice* | L | 0-31 | 25,000 |
| 11/28 | at SMU* | W | 17-6 | 12,000 |

* - Southwest Conference game

1965 – (6-5; 5-2 SWC)

Coach: Abe Martin

| | | | | |
|-------|-------------------------------|---|-------|--------|
| 09/18 | at #1 Nebraska | L | 14-34 | 52,650 |
| 09/25 | Florida State | W | 7-3 | 18,506 |
| 10/02 | vs. #4 Arkansas* ¹ | W | 0-28 | 47,000 |
| 10/09 | at Texas Tech* | L | 24-28 | 35,000 |
| 10/16 | #9 Texas A&M* | W | 17-9 | 35,096 |
| 10/23 | at Clemson | L | 0-3 | 33,000 |
| 10/30 | at Baylor* | W | 10-7 | 32,000 |
| 11/13 | at Texas* | W | 25-10 | 51,500 |
| 11/20 | Rice* | W | 42-14 | 16,606 |
| 11/27 | SMU* | W | 10-7 | 19,000 |

Sun Bowl (El Paso, Texas)

| | | | | |
|-------|-------------------|---|-------|--------|
| 12/19 | vs. Texas Western | L | 12-13 | 27,450 |
|-------|-------------------|---|-------|--------|

* - Southwest Conference game

1 - Little Rock, Ark.

1966 – (2-8; 2-5 SWC)

Coach: Abe Martin

| | | | | |
|-------|-------------------|---|-------|--------|
| 09/17 | at #3 Nebraska | L | 10-14 | 60,974 |
| 09/24 | at Ohio State | L | 7-14 | 75,374 |
| 10/01 | #7 Arkansas* | L | 0-21 | 44,415 |
| 10/08 | Texas Tech* | W | 6-3 | 25,064 |
| 10/15 | at #21 Texas A&M* | L | 7-35 | 28,500 |
| 10/22 | at Auburn | L | 6-7 | 40,000 |
| 10/29 | #12 Baylor* | W | 6-0 | 24,378 |
| 11/12 | Texas* | L | 3-13 | 31,457 |
| 11/19 | at Rice* | L | 10-21 | |
| 11/26 | #18 SMU* | L | 0-21 | 30,757 |

* - Southwest Conference game

1967 – (4-6; 4-3 SWC)

Coach: Fred Taylor

| | | | | |
|-------|-----------------|----|-------|--------|
| 09/23 | at Iowa | L | 9-24 | 46,731 |
| 09/30 | at Georgia Tech | L | 9-24 | 55,299 |
| 10/07 | at Arkansas* | L | 0-26 | 40,000 |
| 10/21 | Texas A&M* | L | 0-20 | 37,166 |
| 10/28 | Nebraska | L | 0-29 | 16,656 |
| 11/04 | at Baylor* | WV | 29-7 | 25,000 |
| 11/11 | Texas Tech* | W | 16-0 | 23,428 |
| 11/18 | at Texas* | WV | 24-17 | 51,000 |
| 11/25 | Rice* | W | 14-10 | 16,600 |
| 12/02 | at SMU† | I | 14-28 | 17,000 |

YEAR-BY-YEAR RESULTS

1974 – (1-10; 0-7 SWC)

Coach: Jim Shofner

| | | | | |
|-------|------------------|---|-------|--------|
| 09/14 | at SMU* | W | 12-3 | 17,210 |
| 09/21 | at Arizona State | L | 7-37 | 50,811 |
| 09/28 | at Minnesota | L | 7-9 | 32,622 |
| 10/05 | #20 Arkansas* | L | 0-49 | 30,210 |
| 10/12 | SMU* | L | 13-33 | 16,492 |
| 10/19 | at #8 Texas A&M* | L | 0-17 | 36,701 |
| 10/26 | at Alabama | L | 3-41 | 63,191 |
| 11/02 | Baylor* | L | 7-21 | 18,792 |
| 11/09 | at Texas Tech* | L | 0-28 | 40,189 |
| 11/16 | #7 Texas* | L | 16-81 | 24,983 |
| 11/23 | at Rice* | L | 14-26 | 12,000 |

* - Southwest Conference game

1975 – (1-10; 1-6 SWC)

Coach: Jim Shofner

| | | | | |
|-------|----------------|---|-------|--------|
| 09/12 | UTA | L | 7-24 | 17,442 |
| 09/20 | Arizona State | L | 10-33 | 13,122 |
| 09/27 | at #4 Nebraska | L | 14-56 | 75,931 |
| 10/04 | at Arkansas* | L | 8-19 | 51,250 |
| 10/10 | at SMU* | L | 13-28 | 15,883 |
| 10/18 | #6 Texas A&M* | L | 6-14 | 34,210 |
| 10/25 | at Alabama | L | 0-45 | 52,000 |
| 11/01 | at Baylor* | L | 6-24 | 41,500 |
| 11/08 | Texas Tech* | L | 0-34 | 18,200 |
| 11/15 | at #7 Texas* | L | 11-27 | 34,500 |
| 11/22 | Rice* | W | 28-21 | 12,875 |

* - Southwest Conference game

1976 – (0-11; 0-8 SWC)

Coach: Jim Shofner

| | | | | |
|-------|-------------------|---|-------|--------|
| 09/11 | at SMU* | L | 14-34 | 24,328 |
| 09/18 | at Tennessee | L | 0-31 | 79,564 |
| 09/25 | at #6 Nebraska | L | 10-64 | 74,981 |
| 10/02 | at Arkansas* | L | 14-46 | 37,186 |
| 10/09 | Rice* | L | 23-26 | 14,210 |
| 10/23 | at Miami (Fla.) | L | 0-49 | 10,539 |
| 10/30 | at #14 Houston* | L | 21-49 | 18,263 |
| 11/06 | #10 Texas Tech* | L | 10-14 | 20,986 |
| 11/13 | Texas* | L | 7-34 | 16,523 |
| 11/20 | at #16 Texas A&M* | L | 10-59 | 44,055 |
| 11/27 | Baylor* | L | 19-24 | 11,480 |

* - Southwest Conference game

1977 – (2-9; 1-7 SWC)

Coach: F. A. Dry

| | | | | |
|-------|----------------|---|-------|--------|
| 09/10 | SMU* | L | 21-45 | 19,576 |
| 09/17 | Oregon | L | 24-29 | 15,031 |
| 09/24 | at #2 USC | L | 0-51 | 54,620 |
| 10/01 | #12 Arkansas* | L | 6-42 | 22,713 |
| 10/08 | at Rice* | W | 35-15 | 12,000 |
| 10/22 | Miami (Fla.) | W | 21-17 | 12,224 |
| 10/29 | Houston* | L | 14-42 | 17,853 |
| 11/05 | at Texas Tech* | L | 17-49 | 42,124 |
| 11/12 | at #1 Texas* | L | 14-44 | 54,000 |
| 11/19 | #11 Texas A&M* | L | 23-52 | 28,563 |
| 11/26 | at Baylor* | L | 9-48 | 15,000 |

* - Southwest Conference game

1978 – (2-9; 0-8 SWC)

Coach: F. A. Dry

| | | | | |
|-------|-----------------|---|-------|--------|
| 09/09 | at SMU* | L | 14-45 | 41,112 |
| 09/23 | at Oregon | W | 14-10 | 30,500 |
| 09/30 | at Penn State | L | 0-58 | 76,832 |
| 10/07 | at #4 Arkansas* | L | 3-42 | 54,430 |
| 10/14 | Rice* | L | 14-21 | 14,433 |
| 10/21 | at Tulane | W | 13-7 | 22,748 |
| 10/28 | Baylor* | L | 21-28 | 16,722 |
| 11/04 | at #11 Houston* | L | 6-63 | 30,011 |
| 11/11 | Texas Tech* | L | 17-27 | 17,228 |
| 11/18 | #9 Texas* | L | 0-41 | 20,014 |
| 11/25 | at Texas A&M* | L | 7-15 | 41,484 |

* - Southwest Conference game

1979 – (2-8-1; 1-6-1 SWC)

Coach: F. A. Dry

| | | | | |
|-------|----------------|---|-------|--------|
| 09/15 | SMU* | L | 7-27 | 28,732 |
| 09/22 | Tulane | L | 19-33 | 15,208 |
| 09/29 | UTA | L | 14-21 | 20,212 |
| 10/06 | #13 Arkansas* | L | 13-16 | 25,317 |
| 10/13 | at Rice* | W | 17-7 | 12,000 |
| 10/20 | at Tulsa | W | 24-17 | 20,000 |
| 10/27 | at Baylor* | L | 3-16 | 36,250 |
| 11/03 | Houston* | L | 10-21 | 25,412 |
| 11/10 | at Texas Tech* | T | 3-3 | 40,091 |
| 11/17 | at #6 Texas* | L | 10-35 | 61,597 |
| 11/24 | Texas A&M* | L | 7-30 | 27,229 |

* - Southwest Conference game

1980 – (1-10; 1-7 SWC)

Coach: F. A. Dry

| | | | | |
|-------|------------------|---|-------|--------|
| 09/13 | Auburn | L | 7-10 | 22,812 |
| 09/20 | at SMU* | L | 14-17 | 29,622 |
| 09/27 | at Georgia | L | 3-34 | 59,200 |
| 10/04 | at #14 Arkansas* | L | 7-44 | 42,314 |
| 10/11 | Rice* | L | 24-28 | 15,226 |
| 10/18 | Tulsa | L | 17-23 | 12,367 |
| 10/25 | #11 Baylor* | L | 6-21 | 22,385 |
| 11/01 | at Houston* | L | 5-37 | 25,502 |
| 11/08 | Texas Tech* | W | 24-17 | 18,752 |
| 11/15 | Texas* | L | 26-51 | 20,569 |
| 11/22 | at Texas A&M* | L | 10-13 | 48,250 |

* - Southwest Conference game

1981 – (2-7-2; 1-6-1 SWC)

Coach: F. A. Dry

| | | | | |
|-------|----------------|---|-------|--------|
| 09/05 | at Auburn | L | 16-24 | 48,000 |
| 09/19 | UTA | W | 38-16 | 18,071 |
| 09/26 | SMU* | L | 9-20 | 25,862 |
| 10/03 | #18 Arkansas* | W | 28-24 | 30,313 |
| 10/10 | at Rice* | L | 28-41 | 15,000 |
| 10/17 | Utah State | T | 13-13 | 15,357 |
| 10/24 | at Baylor* | L | 21-34 | 40,000 |
| 10/31 | Houston* | L | 16-20 | 13,257 |
| 11/07 | at Texas Tech* | T | 39-39 | 37,714 |
| 11/14 | at #10 Texas* | L | 15-31 | 60,038 |
| 11/21 | Texas A&M* | L | 7-37 | 29,483 |

* - Southwest Conference game

1982 – (3-8; 2-6 SWC)

Coach: F. A. Dry

| | | | | |
|-------|------------------|---|-------|--------|
| 09/11 | Utah State | W | 24-9 | 17,423 |
| 09/18 | at Kansas | L | 19-30 | |
| 09/25 | at SMU* | L | 13-16 | 34,321 |
| 10/02 | at #10 Arkansas* | L | 0-35 | 54,868 |
| 10/09 | Rice* | W | 24-16 | 20,278 |
| 10/16 | at Ole Miss | L | 9-27 | 37,218 |
| 10/23 | Baylor* | W | 38-14 | 23,811 |
| 10/30 | at Houston* | L | 27-31 | 21,103 |
| 11/06 | Texas Tech* | L | 14-16 | 22,104 |
| 11/13 | #20 Texas* | L | 21-38 | 22,468 |
| 11/20 | at Texas A&M* | L | 14-34 | 51,892 |

* - Southwest Conference game

1983 – (1-8-2; 1-6-1 SWC)

Coach: Jim Wacker

| | | | | |
|-------|-----------------|---|-------|--------|
| 09/10 | Kansas | T | 16-16 | 27,244 |
| 09/17 | at Kansas State | L | 3-20 | 25,400 |
| 09/24 | SMU* | L | 17-21 | 34,405 |
| 10/01 | Arkansas* | L | 21-38 | 28,310 |
| 10/08 | at Rice* | W | 34-30 | 10,000 |
| 10/15 | Ole Miss | L | 7-20 | 21,176 |
| 10/22 | at Baylor* | L | 21-56 | 35,876 |
| 10/29 | Houston* | L | 21-28 | 16,810 |
| 11/05 | at Texas Tech* | T | 10-10 | 37,507 |
| 11/12 | at #2 Texas* | L | 14-20 | 61,156 |
| 11/19 | Texas A&M* | L | 10-20 | 28,640 |

* - Southwest Conference game

1984 – (8-4; 5-3 SWC)

Coach: Jim Wacker

| | | | | |
|----------------------------------|--------------------|---|-------|--------|
| 09/15 | at Utah State | W | 62-18 | 12,009 |
| 09/22 | Kansas State | W | 42-10 | 28,412 |
| 09/29 | at SMU* | L | 17-26 | 58,206 |
| 10/06 | at Arkansas* | W | 32-31 | 42,208 |
| 10/13 | Rice* | W | 45-24 | 22,612 |
| 10/20 | North Texas State | W | 34-3 | 18,795 |
| 10/27 | Baylor* | W | 38-28 | 23,885 |
| 11/03 | (20) at Houston* | W | 21-14 | 20,102 |
| 11/10 | (15) Texas Tech* | W | 27-16 | 34,075 |
| 11/17 | (12) #10 Texas* | L | 23-44 | 47,280 |
| 11/24 | (17) at Texas A&M* | L | 21-35 | 38,209 |
| Bluebonnet Bowl (Houston) | | | | |
| 12/31 | vs. West Virginia | L | 14-31 | 43,260 |

* - Southwest Conference game

1985 – (3-8; 0-8 SWC)

Coach: Jim Wacker

| | | | | |
|-------|-------------------|---|-------|--------|
| 09/14 | Tulane | W | 30-13 | 31,512 |
| 09/21 | at Kansas State | W | 24-22 | 15,500 |
| 09/28 | SMU* | L | 21-56 | 42,414 |
| 10/05 | #10 Arkansas* | L | 0-41 | 40,112 |
| 10/12 | at Rice* | L | 27-34 | 10,000 |
| 10/19 | North Texas State | W | 14-10 | 19,914 |
| 10/26 | at #13 Baylor* | L | 0-45 | 42,500 |
| 11/02 | Houston* | L | 21-26 | 19,854 |
| 11/09 | at Texas Tech* | L | 7-63 | 33,536 |
| 11/16 | at Texas* | L | 0-20 | 66,397 |
| 11/23 | Texas A&M* | L | 6-53 | 38,782 |

* - Southwest Conference game

1986 – (3-8; 1-7 SWC)

Coach: Jim Wacker

| | | | | |
|-------|-------------------|---|-------|--------|
| 09/13 | at Tulane | W | 48-31 | 34,187 |
| 09/20 | Kansas State | W | 35-22 | 26,139 |
| 09/27 | at SMU* | L | 21-31 | 35,481 |
| 10/04 | at #8 Arkansas* | L | 17-34 | 41,808 |
| 10/11 | Rice* | L | 31-37 | 21,092 |
| 10/18 | North Texas State | L | 20-24 | 16,021 |
| 10/25 | Baylor* | L | 17-28 | 24,101 |
| 11/01 | at Houston* | W | 30-14 | 10,125 |
| 11/08 | Texas Tech* | L | 14-36 | 25,729 |
| 11/15 | Texas* | L | 16-45 | 27,517 |
| 11/22 | at #11 Texas A&M* | L | 10-74 | 59,126 |

* - Southwest Conference game

1987 – (5-6; 3-4 SWC)

Coach: Jim Wacker

| | | | | |
|-------|-------------------|---|-------|--------|
| 09/5 | at Boston Coll. | L | 20-38 | 30,000 |
| 09/12 | at Air Force | L | 10-21 | 41,000 |
| 09/19 | BYU | W | 33-12 | 22,615 |
| 10/03 | Arkansas* | L | 10-20 | 39,017 |
| 10/10 | at Rice* | W | 30-16 | 11,700 |
| 10/17 | North Texas State | W | 19-10 | 23,291 |
| 10/24 | at Baylor* | W | 24-0 | 36,138 |
| 10/31 | Houston* | W | 35-7 | 25,257 |
| 11/07 | at Texas Tech* | L | 35-36 | 28,516 |
| 11/14 | at Texas* | L | 21-24 | 63,642 |
| 11/21 | #8 Texas A&M* | L | 24-42 | 40,164 |

* - Southwest Conference game

1988 – (4-7; 2-5 SWC)

Coach: Jim Wacker

| | | | | |
|-------|-------------------|---|-------|--------|
| 09/10 | at Georgia | L | 10-38 | 72,680 |
| 09/17 | Bowling Green | W | 49-12 | 18,706 |
| 09/24 | Boston College | W | 31-17 | 25,335 |
| 10/01 | at Arkansas* | L | 10-53 | 41,240 |
| 10/08 | Rice* | W | 21-10 | 25,102 |
| 10/15 | at BYU | L | 18-31 | 64,103 |
| 10/22 | Baylor* | W | 24-14 | 25,221 |
| 10/29 | at Houston* | L | 12-40 | 15,582 |
| 11/05 | Texas Tech* | L | 10-23 | 29,363 |
| 11/12 | Texas* | L | 21-30 | 29,083 |
| 11/19 | at #13 Texas A&M* | L | 0-18 | 52,969 |

* - Southwest Conference game

1989 – (4-7; 2-6 SWC)

Coach: Jim Wacker

| | | | | |
|-------|----------------|---|-------|--------|
| 09/09 | at Missouri | L | 10-14 | 39,449 |
| 09/16 | Texas A&M* | L | 7-44 | 42,960 |
| 09/23 | Southern Miss | W | 19-17 | 15,839 |
| 09/30 | SMU* | W | 28-10 | 26,023 |
| 10/07 | #7 Arkansas* | L | 19-41 | 25,734 |
| 10/14 | at Rice* | W | 30-16 | 12,100 |
| 10/21 | Air Force | W | 27-9 | 23,593 |
| 10/28 | at Baylor* | L | 9-27 | 35,713 |
| 11/04 | Houston* | L | 10-55 | 19,112 |
| 11/11 | at Texas Tech* | L | 7-37 | 39,255 |
| 11/18 | at Texas* | L | 17-31 | 50,882 |

* - Southwest Conference game

1990 – (5-6; 3-5 SWC)

Coach: Jim Wacker

| | | | | |
|-------|-------------------|---|-------|--------|
| 09/01 | Washington State | L | 3-21 | 25,198 |
| 09/08 | at Missouri | W | 20-19 | 35,284 |
| 09/22 | Oklahoma State | W | 31-21 | 25,082 |
| 09/29 | at SMU* | W | 42-21 | 20,100 |
| 10/06 | vs. #21 Arkansas* | W | 54-26 | 51,512 |
| 10/13 | Rice* | W | 38-28 | 23,704 |
| 10/27 | (24) Baylor* | L | 21-27 | 28,035 |
| 11/03 | at Houston* | L | 35-56 | 25,727 |
| 11/10 | Texas Tech* | L | 28-40 | 28,730 |
| 11/17 | #7 Texas* | L | 10-38 | 39,007 |
| 11/24 | at #19 Texas A&M* | L | 10-56 | 40,378 |

* - Southwest Conference game

1 - Little Rock, Ark.

1991 – (7-4; 4-4 SWC)

Coach: Jim Wacker

| | | | | |
|-------|-------------------|---|-------|--------|
| 09/07 | New Mexico | W | 60-7 | 22,005 |
| 09/14 | Ball State | W | 22-16 | 25,383 |
| 09/21 | at Oklahoma State | W | 24-21 | 37,206 |
| 09/28 | at Texas Tech* | W | 30-16 | 40 |

YEAR-BY-YEAR RESULTS

1998 – (7-5; 4-4 WAC)

Coach: Dennis Franchione

| | | | | |
|----------------------------------|--------------------|-------|-------|--------|
| 09/05 | at Iowa State | W | 31-21 | 33,008 |
| 09/12 | Oklahoma | L | 9-10 | 38,256 |
| 09/26 | #23 Air Force* | W | 35-34 | 26,418 |
| 10/03 | Vanderbilt | W 2ot | 19-16 | 26,210 |
| 10/10 | Fresno State* | W | 21-10 | 28,013 |
| 10/17 | at SMU* | L | 6-10 | 26,360 |
| 10/24 | at Colorado State* | L | 21-42 | 31,640 |
| 10/31 | Wyoming* | L | 27-34 | 23,080 |
| 11/07 | Rice* | L | 12-14 | 21,111 |
| 11/14 | at Tulsa* | W | 17-7 | 12,628 |
| 11/21 | at UNLV* | W | 41-18 | 15,441 |
| Sun Bowl (El Paso, Texas) | | | | |
| 12/31 | vs. USC | W | 28-19 | 46,612 |

* - Western Athletic Conference game

1999 – (8-4; 5-2 WAC CO-CHAMPIONS)

Coach: Dennis Franchione

| | | | | |
|---|-----------------------|------|-------|--------|
| 09/05 | #15 Arizona | L | 31-35 | 34,612 |
| 09/11 | at Northwestern | L | 7-17 | 26,494 |
| 09/25 | at Arkansas State | W | 24-21 | 14,781 |
| 10/02 | at Fresno State* | L ot | 19-26 | 37,112 |
| 10/09 | San Jose State* | W | 42-0 | 21,093 |
| 10/16 | Tulsa* | W | 56-17 | 27,957 |
| 10/23 | at Rice* | L | 21-42 | 28,535 |
| 10/30 | at Hawaii* | W | 34-14 | 36,026 |
| 11/13 | North Texas | W | 27-3 | 27,133 |
| 11/20 | UTEP* | W | 52-24 | 21,218 |
| 11/26 | SMU* | W | 21-0 | 25,725 |
| Mobile Alabama Bowl (Mobile, Ala.) | | | | |
| 12/22 | vs. #20 East Carolina | W | 28-14 | 34,200 |

* - Western Athletic Conference game

2000 – (10-2; 7-1 WAC CO-CHAMPIONS)

Coach: Dennis Franchione

| | | | | |
|--|--------------------|---|-------|--------|
| 09/09 | at Nevada* | W | 41-10 | 19,797 |
| 09/16 | Northwestern | W | 41-14 | 30,796 |
| 09/23 | Arkansas State | W | 52-3 | 32,167 |
| 09/30 | at Navy | W | 24-0 | 28,477 |
| 10/07 | Hawaii* | W | 41-21 | 31,896 |
| 10/21 | at Tulsa* | W | 17-3 | 20,034 |
| 10/28 | Rice* | W | 37-0 | 30,762 |
| 11/04 | at San Jose State* | L | 24-27 | 15,681 |
| 11/11 | Fresno State* | W | 24-7 | 29,116 |
| 11/18 | UTEP* | W | 47-14 | 41,068 |
| 11/24 | at SMU* | W | 62-7 | 26,551 |
| GMAC Mobile Alabama Bowl (Mobile, Ala.) | | | | |
| 12/20 | vs. Southern Miss | L | 21-28 | 40,300 |

* - Western Athletic Conference game

2001 – (6-6; 4-3 CONFERENCE USA)

Coach: Gary Patterson

| | | | | |
|--|--------------------|------|-------|--------|
| 08/25 | at #4 Nebraska | L | 7-21 | 77,473 |
| 09/01 | at North Texas | W | 19-5 | 22,837 |
| 09/08 | at SMU | W | 38-10 | 24,122 |
| 09/22 | Northwestern State | L ot | 24-27 | 30,409 |
| 09/29 | at Houston* | W | 34-17 | 19,708 |
| 10/13 | at Tulane* | L | 22-48 | 18,778 |
| 10/20 | Army* | W | 38-20 | 38,168 |
| 10/30 | East Carolina* | L | 30-37 | 25,134 |
| 11/10 | at UAB* | L | 17-38 | 16,972 |
| 11/23 | #17 Louisville* | W | 37-22 | 22,176 |
| 12/07 | at Southern Miss* | W | 14-12 | 23,114 |
| galleryfurniture.com Bowl (Houston) | | | | |
| 12/28 | vs. Texas A&M | L | 9-28 | 53,480 |

* - Conference USA game

2002 – (10-2; 6-2 C-USA CO-CHAMPIONS)

Coach: Gary Patterson

| | | | | |
|--|------------------------|------|-------|--------|
| 09/02 | at Cincinnati* | L ot | 29-36 | 25,518 |
| 09/07 | at Northwestern | W | 48-24 | 21,422 |
| 09/14 | SMU | W | 17-6 | 30,621 |
| 09/21 | North Texas | W | 16-10 | 33,281 |
| 10/05 | Houston* | W | 34-17 | 24,088 |
| 10/12 | at Army* | W | 46-27 | 32,454 |
| 10/19 | at Louisville* | W | 45-31 | 34,127 |
| 10/30 | Southern Miss* | W | 37-7 | 26,612 |
| 11/09 | Tulane* | W | 17-10 | 27,694 |
| 11/23 | at East Carolina* | L | 28-31 | 23,189 |
| 11/30 | Memphis* | W | 27-20 | 24,583 |
| AXA Liberty Bowl (Memphis, Tenn.) | | | | |
| 12/31 | vs. #23 Colorado State | W | 17-3 | 55,207 |

* - Conference USA game

2003 – (11-2; 7-1 CONFERENCE USA)

Coach: Gary Patterson

| | | | | |
|---|--------------------------|------|-------|--------|
| 09/01 | (25) at Tulane* | W | 38-35 | 28,966 |
| 09/06 | (25) Navy | W | 17-3 | 35,688 |
| 09/20 | (20) Vanderbilt | W | 30-14 | 37,192 |
| 09/27 | (19) at Arizona | W ot | 13-10 | 39,282 |
| 10/04 | (20) Army* | W | 27-0 | 39,282 |
| 10/10 | (18) at USF* | W | 13-10 | 33,368 |
| 10/18 | (16) UAB* | W | 27-24 | 28,927 |
| 10/25 | (15) at Houston* | W | 62-55 | 21,136 |
| 11/05 | (13) Louisville* | W | 31-28 | 33,681 |
| 11/15 | (10) Cincinnati* | W | 43-10 | 42,161 |
| 11/20 | (10) at Southern Miss* | L | 28-40 | 30,141 |
| 11/29 | (19) at SMU | W | 20-13 | 20,112 |
| PlainsCapital Fort Worth Bowl (Fort Worth) | | | | |
| 12/23 | (19) vs. #18 Boise State | L | 31-34 | 30,028 |

* - Conference USA game

2004 – (5-6; 3-5 CONFERENCE USA)

Coach: Gary Patterson

| | | | | |
|-------|--------------------|-------|-------|--------|
| 09/02 | Northwestern | W 2ot | 48-45 | 26,843 |
| 09/11 | SMU | W | 44-0 | 33,458 |
| 09/18 | at Texas Tech | L | 35-70 | 51,271 |
| 09/25 | USF* | L 2ot | 44-45 | 27,546 |
| 10/02 | at Army* | W | 21-17 | 32,707 |
| 10/15 | at UAB* | L | 25-41 | 33,280 |
| 10/23 | Houston* | W | 34-27 | 36,276 |
| 10/30 | at Cincinnati* | L | 10-21 | 20,453 |
| 11/10 | at #12 Louisville* | L | 28-55 | 40,107 |
| 11/20 | Southern Miss* | W | 42-17 | 27,992 |
| 11/27 | Tulane* | L | 31-35 | 24,362 |

* - Conference USA game

2005 – (11-1; 8-0 MWC CHAMPIONS)

Coach: Gary Patterson

| | | | | |
|---------------------------------------|--------------------------|------|-------|--------|
| 09/03 | at #5 Oklahoma | W | 17-10 | 84,332 |
| 09/10 | (22) at SMU | L | 10-21 | 22,416 |
| 09/15 | Utah* | W ot | 23-20 | 25,220 |
| 09/24 | at BYU* | W ot | 51-50 | 58,320 |
| 10/01 | New Mexico* | W | 49-28 | 32,251 |
| 10/08 | at Wyoming* | W | 28-14 | 27,723 |
| 10/15 | (25) Army | W | 38-17 | 34,478 |
| 10/22 | (21) at Air Force* | W | 48-10 | 33,210 |
| 10/29 | (20) at San Diego State* | W | 23-20 | 21,698 |
| 11/05 | (20) Colorado State* | W | 33-6 | 36,284 |
| 11/12 | (18) UNLV* | W | 51-3 | 28,035 |
| EV1.net Houston Bowl (Houston) | | | | |
| 12/31 | (14) vs. Iowa State | W | 27-24 | 37,286 |

* - Mountain West Conference game

2006 – (11-2; 6-2 MWC)

Coach: Gary Patterson

| | | | | |
|------------------------------------|----------------------------|---|-------|--------|
| 09/03 | (22) at Baylor | W | 17-7 | 42,733 |
| 09/09 | (23) UC Davis | W | 46-13 | 25,272 |
| 09/16 | (20) #24 Texas Tech | W | 12-3 | 45,647 |
| 09/28 | (17) BYU* | L | 17-31 | 32,190 |
| 10/05 | at Utah* | L | 7-20 | 43,790 |
| 10/21 | at Army | W | 31-17 | 33,614 |
| 10/28 | Wyoming* | W | 26-3 | 31,394 |
| 11/04 | at UNLV* | W | 25-10 | 13,916 |
| 11/11 | at New Mexico* | W | 27-21 | 32,754 |
| 11/18 | San Diego State* | W | 52-0 | 26,287 |
| 11/25 | at Colorado State* | W | 45-14 | 16,146 |
| 12/02 | Air Force* | W | 38-14 | 30,767 |
| Poinsettia Bowl (San Diego) | | | | |
| 12/19 | (25) vs. Northern Illinois | W | 37-7 | 29,709 |

* - Mountain West Conference game

2007 – (8-5; 4-4 MWC)

Coach: Gary Patterson

| | | | | |
|-----------------------------|---------------------|------|-------|--------|
| 09/01 | (22) Baylor | W | 27-0 | 35,606 |
| 09/08 | (19) at #7 Texas | L | 13-34 | 84,621 |
| 09/13 | at Air Force* | L ot | 17-20 | 31,556 |
| 09/22 | SMU | W | 21-7 | 31,511 |
| 09/29 | Colorado State* | W | 24-12 | 32,870 |
| 10/06 | at Wyoming* | L | 21-24 | 23,077 |
| 10/13 | at Stanford | W | 38-36 | 37,777 |
| 10/18 | Utah* | L | 20-27 | 25,391 |
| 11/03 | New Mexico* | W | 37-0 | 28,369 |
| 11/08 | at BYU* | L | 12-27 | 64,241 |
| 11/17 | UNLV* | W | 34-10 | 26,425 |
| 11/24 | at San Diego State* | W | 45-33 | 18,350 |
| Texas Bowl (Houston) | | | | |
| 12/28 | vs. Houston | W | 20-13 | 62,097 |

* - Mountain West Conference game

2008 – (11-2; 7-1 MWC)

Coach: Gary Patterson

| | | | | |
|------------------------------------|-------------------------|---|-------|--------|
| 08/30 | at New Mexico* | W | 26-3 | 31,583 |
| 09/06 | Stephen F. Austin | W | 67-7 | 27,074 |
| 09/13 | Stanford | W | 31-14 | 25,531 |
| 09/20 | at SMU | W | 48-7 | 30,923 |
| 09/27 | (23) at #2 Oklahoma | L | 10-35 | 85,158 |
| 10/04 | San Diego State* | W | 41-7 | 30,620 |
| 10/11 | at Colorado State* | W | 13-7 | 27,130 |
| 10/16 | #8 BYU* | W | 32-7 | 36,180 |
| 10/25 | (15) Wyoming* | W | 54-7 | 30,103 |
| 11/01 | (12) at UNLV* | W | 44-14 | 16,121 |
| 11/06 | (11) at #9 Utah* | L | 10-13 | 45,666 |
| 11/22 | (15) Air Force* | W | 44-10 | 32,823 |
| Poinsettia Bowl (San Diego) | | | | |
| 12/23 | (11) vs. #9 Boise State | W | 17-16 | 34,628 |

* - Mountain West Conference game

2009 – (12-1; 8-0 MWC CHAMPIONS)

Coach: Gary Patterson

| | | | | |
|--------------------------------------|-------------------------|---|-------|--------|
| 09/12 | (16) at Virginia | W | 30-14 | 48,336 |
| 09/19 | (15) Texas State | W | 56-21 | 35,249 |
| 09/26 | (14) at Clemson | W | 14-10 | 70,000 |
| 10/03 | (10) SMU | W | 39-14 | 37,130 |
| 10/10 | (9) at Air Force* | W | 20-17 | 30,104 |
| 10/17 | (8) Colorado State* | W | 44-6 | 31,156 |
| 10/24 | (7) at #16 BYU* | W | 38-7 | 64,641 |
| 10/31 | (6) UNLV* | W | 41-0 | 33,541 |
| 11/07 | (4) at San Diego State* | W | 55-12 | 21,708 |
| 11/14 | (4) #16 Utah* | W | 55-28 | 50,307 |
| 11/21 | (4) at Wyoming* | W | 45-10 | 15,031 |
| 11/28 | (4) New Mexico* | W | 51-10 | 41,738 |
| Fiesta Bowl (Glendale, Ariz.) | | | | |
| 01/04 | (3) vs. #6 Boise State | L | 10-17 | 73,227 |

* - Mountain West Conference game

2010 – (13-0; 8-0 MWC CHAMPIONS)

Coach: Gary Patterson

| | | | | |
|-------------------------------------|---------------------------|---|-------|--------|
| 09/04 | (6) vs. #22 Oregon State* | W | 30-21 | 46,138 |
| 09/11 | (4) Tennessee Tech | W | 62-7 | 37,117 |
| 09/18 | (4) Baylor | W | 45-10 | 47,393 |
| 09/24 | (4) at SMU | W | 41-24 | 35,481 |
| 10/02 | (5) at Colorado State* | W | 27-0 | 22,553 |
| 10/09 | (5) Wyoming* | W | 45-0 | 38,081 |
| 10/16 | (4) BYU* | W | 31-3 | 40,416 |
| 10/23 | (4) Air Force* | W | 38-7 | 46,096 |
| 10/30 | (4) at UNLV* | W | 48-6 | 16,745 |
| 11/06 | (3) at #5 Utah* | W | 47-7 | 46,522 |
| 11/13 | (3) San Diego State* | W | 40-35 | 45,694 |
| 11/27 | (4) at New Mexico* | W | 66-17 | 18,640 |
| Rose Bowl (Pasadena, Calif.) | | | | |
| 01/01 | (3) vs. #5 Wisconsin | W | 21-19 | 94,118 |

* - Mountain West Conference game

1 - Cowboy Classic (Arlington, Texas)

2011 – (11-2; 7-0 MWC CHAMPIONS)

Coach: Gary Patterson

| | | | | |
|------------------------------------|-------------------------|------|-------|--------|
| 09/02 | (14) at Baylor | L | 48-50 | 43,753 |
| 09/10 | (25) at Air Force* | W | 35-19 | 42,107 |
| 09/17 | (23) Louisiana-Monroe | W | 38-17 | 32,719 |
| 09/24 | (20) Portland State | W | 55-13 | 33,825 |
| 10/01 | (20) SMU | L ot | 33-40 | 35,632 |
| 10/08 | at San Diego State* | W | 27-14 | 44,248 |
| 10/22 | New Mexico* | W | 69-0 | 33,833 |
| 10/28 | vs. BYU* | W | 38-28 | 50,094 |
| 11/5 | at Wyoming* | W | 31-20 | 17,673 |
| 11/12 | at #5 Boise State* | W | 36-35 | 34,146 |
| 11/19 | (19) Colorado State* | W | 34-10 | 34,094 |
| 12/3 | (18) UNLV* | W | 56-9 | 32,012 |
| Poinsettia Bowl (San Diego) | | | | |
| 12/21 | (16) vs. Louisiana Tech | W | 31-24 | 24,607 |

* - Mountain West Conference game

2018 – (7-6; 4-5 BIG 12)

Coach: Gary Patterson

| | | | | |
|--------------------------------|-------------------------------------|---|-----------|--------|
| 09/01 | (16) Southern | W | 55-7 | 42,219 |
| 09/07 | (16) at SMU | W | 42-12 | 24,216 |
| 09/15 | (15) vs. #4 Ohio State ¹ | L | 28-40 | 64,362 |
| 09/22 | (17) at Texas* | L | 16-31 | 95,124 |
| 09/29 | Iowa State* | W | 17-14 | 42,664 |
| 10/11 | Texas Tech* | L | 14-17 | 44,387 |
| 10/20 | #9 Oklahoma* | L | 27-52 | 45,055 |
| 10/27 | at Kansas* | L | 26-27 | 15,069 |
| 11/03 | Kansas State* | W | 14-13 | 40,486 |
| 11/10 | at #7 West Virginia* | L | 10-47 | 60,007 |
| 11/17 | at Baylor* | W | 16-9 | 45,140 |
| 11/24 | Oklahoma State* | W | 31-24 | 42,394 |
| Cheez-It Bowl (Phoenix) | | | | |
| 12/26 | vs. California | W | 10-7 (OT) | 33,121 |

* - Big 12 Conference game

¹ - Advocare Snowdown (Arlington, Texas)**2019 – (5-7; 3-6 BIG 12)**

Coach: Gary Patterson

| | | | | |
|-------|---------------------|-------|-------|--------|
| 08/31 | Arkansas-Pine Bluff | W | 39-7 | 40,422 |
| 09/14 | at Purdue | W | 34-13 | 60,037 |
| 09/21 | (25) SMU | L | 38-41 | 41,250 |
| 09/28 | Kansas* | W | 51-14 | 41,960 |
| 10/05 | at Iowa State* | L | 24-49 | 59,553 |
| 10/19 | at Kansas State* | L | 17-24 | 48,298 |
| 10/26 | #15 Texas* | W | 37-27 | 47,660 |
| 11/02 | at Oklahoma State* | L | 27-34 | 52,861 |
| 11/09 | #12 Baylor* | L 3ot | 23-29 | 45,870 |
| 11/16 | at Texas Tech* | W | 33-31 | 50,459 |
| 11/23 | at #8 Oklahoma* | L | 24-28 | 82,241 |
| 11/29 | West Virginia* | L | 17-20 | 40,126 |

* - Big 12 Conference game

2020 – (6-4; 5-4 BIG 12)

Coach: Gary Patterson

| | | | | |
|-------|-------------------|---|-------|--------|
| 09/26 | Iowa State* | L | 34-37 | 11,852 |
| 10/03 | at #9 Texas* | W | 33-31 | 17,753 |
| 10/10 | Kansas State* | L | 14-21 | 12,208 |
| 10/24 | Oklahoma* | L | 14-33 | 12,440 |
| 10/31 | at Baylor* | W | 33-23 | 11,667 |
| 11/07 | Texas Tech* | W | 34-18 | 12,356 |
| 11/14 | at West Virginia* | L | 6-24 | 11,111 |
| 11/28 | at Kansas* | W | 59-23 | — |
| 12/05 | Oklahoma State* | W | 29-22 | 12,594 |
| 12/12 | Louisiana Tech | W | 52-10 | 10,472 |

* - Big 12 Conference game

2021 – (5-7; 3-6 BIG 12)

Coach: Gary Patterson/Jerry Kill

| | | | | |
|-------|------------------------|---|-------|--------|
| 09/04 | Duquesne | W | 45-3 | 35,377 |
| 09/11 | California | W | 34-32 | 38,631 |
| 09/25 | SMU | L | 34-42 | 46,672 |
| 10/02 | Texas* | L | 27-32 | 43,337 |
| 10/09 | at Texas Tech * | W | 52-31 | 55,821 |
| 10/16 | at #4 Oklahoma* | L | 31-52 | 84,391 |
| 10/23 | West Virginia* | L | 17-29 | 37,288 |
| 10/30 | at Kansas State* | L | 12-31 | 44,339 |
| 11/06 | #12 Baylor* | W | 30-28 | 40,338 |
| 11/13 | at #11 Oklahoma State* | L | 17-63 | 54,549 |
| 11/20 | Kansas* | W | 31-28 | 35,061 |
| 11/26 | at Iowa State* | L | 14-48 | 57,775 |

* - Big 12 Conference game

BOWL HISTORY

1936 SUGAR BOWL TCU 3, LSU 2 · Jan. 1, 1936

NEW ORLEANS, La. — Bernie Moore, coach of the LSU football team, was skeptical that TCU's 3 to 2 victory in the Sugar Bowl game was a conclusive test of the squads. "My conclusion of the game was that the slippery field eliminated at least 30 percent of the offensive power of both teams," he said. Dutch Meyer, coach of TCU, said he thought the contest before a capacity crowd of 35,000 was the "finest I've ever seen played in the rain."



Yesterday's "baseball score" game was a thriller which kept the spectators in their seats despite a slow rain which fell throughout the second half ... LSU scored in the second quarter after passes and runs brought the ball to the TCU two-inch line where it changed hands on downs. When (Sammy) Baugh attempted to pass from behind the goal line he stepped over the end zone, automatically giving LSU a safety for a two-point lead. The Texans came back in the same period to recover a Louisiana fumble on the Louisiana 40 and pushed down to the LSU 16. Taldon Manton then kicked a field goal from the Tiger 26. From that point on the game was a battle of mighty defenses.

TCU played most of the game minus the services of three of her brightest stars — Left Halfback George Kline, All-American Center Darrell Lester and Halfback Rex Clark ... Clark played only one down and that was by the courtesy of Coach Meyer who wanted the injured senior star to be able to say he played in the 1936 Sugar Bowl game ... Baugh made the longest run of the day — a 44-yard gallop.

— Fort Worth Star-Telegram

TCU 3, LSU 2

| | | | | | | |
|-----|---|---|---|---|---|---|
| TCU | 0 | 3 | 0 | 0 | — | 3 |
| LSU | 0 | 2 | 0 | 0 | — | 2 |

Attendance — 35,000

TEAM STATISTICS

| | TCU | LSU |
|-----------------|---------|---------|
| First downs | 6 | 9 |
| Rushes-yards | 49-121 | 45-120 |
| Passing yards | 54 | 59 |
| Return yards | 31 | 42 |
| Passes | 8-3-1 | 21-3-3 |
| Punts | 14-46-0 | 13-44-7 |
| Fumbles-Lost | 2-1 | 3-2 |
| Penalties-yards | 4-20 | 3-33 |

INDIVIDUAL STATISTICS

Rushing

TCU — Lawrence 6-54, Baugh 22-45, Manton 14-15, Kline 1-6, Harrell 3-1, Roberts 1-1, McCall 1-0, Montgomery 1-(-1).
LSU — Crass 15-34, Reed 6-29, FATHEREE 6-117, Mickal 8-16, Seago 3-13, Bowman 6-10, Kohm 1-1.

Passing

TCU — Baugh 2-7-1-29; Lawrence 1-1-0-25.
LSU — Mickal 2-14-3-36; Crass 1-7-0-23.

Receiving

TCU — Walls 1-25, Meyer 1-18, Lawrence 1-11.
LSU — Barrett 3-59.

1937 COTTON BOWL TCU 16, Marquette 6 · Jan. 1,

DALLAS — With a sling-back attack that whipped over a field goal and two touchdowns in the first 25 minutes of play and with a sturdy defense that piled up the Marquette Golden Avalanche, TCU captured a spectacular football game here this New Year's Day. The score in the Cotton Bowl classic was 16-6.

So sudden, sharp and dazzling was the sweep of action of the battle that 15,000 spectators, who braved threatening weather, forgot the gray gloom of the afternoon. Led by Sammy Baugh, who out-passed and outplayed "Buzz" Buivid to cinch his claim to the title of the greatest passer of the season, the Texans uncorked an offense that flared into long gains both on the ground and in the air. Although it was Baugh who paced the attack and won the attention of the crowd, it was L.D. Meyer who did the real damage.

He scored all of TCU's 16 points. He kicked a 33-yard field goal for the first three points in the opening minutes. Before the first quarter had ended, Meyer collaborated with Sambo on a 55-yard pass-and-run gain for the first Frog TD, and in the second quarter he took an 18-yard heave from Vic Montgomery for the last score. Meyer even converted after the first touchdown.

A 60-yard punt return by Art Guepe in the first quarter accounted for all of Marquette's points.

— Fort Worth Star-Telegram



TCU 16, MARQUETTE 6

| | | | | | | |
|-----------|----|---|---|---|---|----|
| TCU | 10 | 6 | 0 | 0 | — | 16 |
| Marquette | 6 | 0 | 0 | 0 | — | 6 |

Attendance — 15,000

TEAM STATISTICS

| | TCU | MU |
|-----------------|--------|---------|
| First Downs | 16 | 10 |
| Rushes-yards | 34-169 | 32-55 |
| Passing yards | 149 | 134 |
| Return yards | 81 | 109 |
| Passes | 20-9-3 | 21-11-3 |
| Punts | 4-32.5 | 6-39.5 |
| Fumbles-lost | 1-0 | 1-0 |
| Penalties-yards | 5-35 | 3-25 |

INDIVIDUAL STATISTICS

Rushing

TCU — McClure 5-48, Roberts 11-46, Baugh 2-28, Montgomery 4-26, McCall 5-17, Clifford 1-4, Hall 1-3, Wilkinson 2-2, Blackmon 2-(-1), O'Brien 1-(-4).
MU — Guepe (Art) 12-31, Cuff 7-30, Guepe (Al) 1-2, Buivid 12-(-8).

Passing

TCU — Baugh 5-13-2-100; O'Brien 3-6-1-33; Montgomery 1-1-0-16.
MU — Buivid 9-18-3-111; Guepe (Art) 2-3-0-23.

Receiving

TCU — Meyer 3-79, McCall 2-32, Roach 2-26, McClure 1-7, Montgomery 1-5.
MU — Cuff 3-30, Anderson 3-14, Buivid 2-23, Guepe (Art) 1-41, Guepe (Al) 1-19, Cooper 1-7.

1939 SUGAR BOWL TCU 15, Carnegie Tech 7 · Jan. 2,

NEW ORLEANS, La. — It was with power, passes and kicking that the Christians made the two touchdowns and one field goal that enabled them to win, 15-7. Carnegie's most consistent method of attack was a bristling, quick-starting and hard-hitting offense, but it was with a brilliant 38-yard pass in the last seconds of the first half that the Skibos scored ... The second half started with the Pittsburghers leading, 7-6. The first time they got possession of the hoghide, the Frogs proved irresistible. Moving with giant strides, they went 80 yards and a touchdown on five plays.

TCU punted one time. That fact alone indicates accurately how fearfully effective was the ground-gaining maneuvers of the big white-shirted representatives ... The one punt figured in making TCU's first touchdown ... When the Skibos punted out, the TCU regulars took over and went 48 yards on 11 plays to take a 6-0 lead ...

Carnegie took the next kickoff and went to town with big, fast and tough George Muha doing most of the dirty work ... Earl Clark intercepted a pass and ran 25 yards to the Carnegie 35 yard-line, but Durward Horner, a TCU end, had been offside so the play was called back ... It was on fourth down of this series of plays that Petey Moroz cut loose with his long fine pass for the Carnegie touchdown ...

The third quarter (Davey) O'Brien passed to Horner down the middle ... The end caught the ball between two Skibos, but evaded both of them and ran 24 yards across the goal line.

— Fort Worth Star-Telegram



TCU 15, CARNEGIE TECH 7

| | | | | | | |
|---------------|---|---|---|---|---|----|
| TCU | 0 | 6 | 6 | 3 | — | 15 |
| Carnegie Tech | 0 | 7 | 0 | 0 | — | 7 |

Attendance — 50,000

TEAM STATISTICS

| | TCU | CT |
|---------------|---------|---------|
| First Downs | 17 | 8 |
| Rushes-yards | 39-141 | 41-109 |
| Passing yards | 224 | 59 |
| Return yards | 36 | 0 |
| Passes | 28-17-0 | 88-33-2 |
| Punts | 1-40-0 | 6-42-0 |
| Fumbles-lost | 2-2 | 2-1 |

INDIVIDUAL STATISTICS

Rushing

TCU — Hall 6-47, Sparks 14-37, Wilkinson 5-22, Ware 3-19, O'Brien 5-8, Odle 1-7, Clifford 2-5, McClanahan 1-1, Clark 2-(-3).
CT — Muha 16-69, Condit 10-31, Ingalls 11-7, Laposki 5-7, Zawaacki 22-4, Jordano 4-4, Lee 1-2, Betz 1-(-5).

Passing

TCU — O'Brien 17-27-0-224; Odle 0-1-0-0.
CT — Moroz 1-2-0-38; Condit 2-5-1-21; Jordano 0-1-1-0.

Receiving

TCU — Clark 7-81, Hall 5-75, Looney 2-21, Horner 1-44, Ware 1-3, Wilkinson 1-0.
CT — Muha 1-38, Fisher 1-2

BOWL HISTORY

1942 ORANGE BOWL

Georgia 40, TCU 26 · Jan. 1, 1942

MIAMI, Fla. — In the wildest, weirdest football battle ever waged in this corner of the country, the Georgia Bulldogs outscored the courageous TCU Horned Frogs 40-26 ... Coach Wally Butts' fast team, well-equipped on ground and in the air, almost chased the Frogs off the field for 35 minutes... The score mounted to 40-7 with only a few minutes played in the second half.

But the Frogs are not quitters ... Everything was against them. They couldn't hold the enemy, they couldn't move themselves and they were battered and weary from their empty-handed efforts. But there was too much tradition behind those purple shirts. Suddenly, almost as if a fresh wind had blown into the stadium, the tide turned. They knocked over three touchdowns in rapid order. They turned back every Georgia thrust. The great comeback in the last 25 minutes saved the Frogs from humiliation.

Bruce Alford was the Frog star ... He blocked a punt, he made two great catches for touchdowns... After the rest period, Texas supporters hoped for a rally. But Georgia stepped out and banged 80 yards for still another touchdown that promised to make it a rout ... From that moment to the final gun it was the Bulldogs who held on and the Frogs who ripped.

— Fort Worth Star-Telegram



1945 COTTON BOWL

Oklahoma A&M 34, TCU 0 · Jan.


DALLAS — With speed, spirit and spiraling passes, the Cowboys of Oklahoma A&M completely out-classed the TCU Horned Frogs in the ninth annual Cotton Bowl football game here this crystal clear New Year's afternoon to win, 34-0. Except for the second quarter when they staved off repeated threats, the Frogs were never able to cope with the double-pronged attack ... The first touchdown, scored in the fifth minute, climaxed a 59-yard advance. The second whirled 61 yards, the third 62 yards, the fourth 40 yards and the fifth 66 yards.

The Frogs moved on the ground several times when in their own territory, but after crossing the 50-yard line they were always thwarted by the bullying tactics of the burly Cowboy line ... Only once did the Frogs get inside the A&M 35-yard line and that was on a pass interception.

Bob Ruff was the only TCU back who was able to gain with any consistency, although Jesse Mason did some good work for a short time.

Coach Dutch Meyer tried all kinds of defenses against the Aggies, including a seven-man line which moved fullback Cox into the line. None of them worked for more than a few minutes at a time. The Aggies were too good in too many different ways.

— Fort Worth Star-Telegram



1948 DELTA BOWL

Ole Miss 13, TCU 9 · Jan. 2, 1948


MEMPHIS, Tenn. — Trailing a hard-trying TCU team by nine points, the great Charley Conerly suddenly soared to the dramatic heights of football throwing expected of him. In just five minutes his rifle arm accounted for two touchdowns as the Confederates bested the Christians, 13-9, in the first Delta Bowl game.

In the closing minutes of the third period, Conerly launched a passing flurry that carried exactly 80 yards in eight plays ... The Frogs, still going strong, marched right back to the Rebel 37 where an intercepted pass sat Conerly up in business again. This time he threw only two passes...and they ate up just 63 yards to win the ball game.

In more ways than one, it was a tough game for the Frogs to lose... But they fumbled badly, losing the ball twice at crucial moments.

There were nine minutes yet to play and the Frogs gave the enemy fans a heart attack by holding the leather. Just six of them from their one-yard line, where Otis Kelvey was dropped on the kickoff, the Christians powered right up field for 59 yards... But the last threat died when Knox's pass was batted up and intercepted by the Ole Miss linebacker on the Reb 38.

— Fort Worth Star-Telegram



GEORGIA 40, TCU 26

| | | | | | | |
|---------|----|----|---|----|---|----|
| Georgia | 19 | 14 | 7 | 0 | — | 40 |
| TCU | 7 | 0 | 7 | 12 | — | 26 |

Attendance — 39,000

TEAM STATISTICS

| | TCU | UGA |
|---------------|--------|---------|
| First Downs | 7 | 12 |
| Rushes-yards | 31-56 | 47-188 |
| Passing yards | 143 | 282 |
| Return yards | 23-9-6 | 23-12-4 |
| Passes | 7-36.6 | 4-21.0 |
| Punts | 3-0 | 3-2 |
| Fumbles-lost | 3-0 | 3-2 |
| Penalties | 1-15 | 8-59 |

INDIVIDUAL STATISTICS

Rushing

TCU — Gillespie 10-35, Sparks 3-18, Conway 3-10, Bierman 2-7, Nix 1-6, Ramsey 1-1, Kring 1-1, Medanich 6-(-5), Brumbaugh 1-(-7), Bagley 3-(-10).

UGA — Sinkwich 22-112, Todd 6-38, Keuper 8-18, Davis 3-10, Bray 2-5.

Passing

TCU — Gillespie 5-11-2-93; Ramsey 1-1-0-17; Nix 2-8-3-25; Kring 1-1-0-8; Bagley 0-1-1-0, Montgomery 0-1-0-0.

UGA — Sinkwich 9-11-2-234; Todd 3-12-2-48.

Receiving

TCU — Alford 4-57, Kring 1-53, Bierman 1-12, Hall 1-8, Gillespie 1-8, Taylor 1-5.

UGA — Davis 4-70, Kimsey 3-74, Conger 2-98, Keuper 2-26.

OKLAHOMA A&M 34, TCU 0

| | | | | | | |
|--------------|----|---|---|----|---|----|
| Oklahoma A&M | 14 | 0 | 7 | 13 | — | 34 |
| TCU | 0 | 0 | 0 | 0 | — | 0 |

Attendance — 37,500

TEAM STATISTICS

| | TCU | A&M |
|-----------------|--------|--------|
| First Downs | 5 | 20 |
| Rushes-yards | 27-74 | 60-295 |
| Passing yards | 31 | 199 |
| Return yards | 26 | 82 |
| Passes | 10-3-3 | 17-9-1 |
| Punts | 8-34.0 | 6-31.0 |
| Fumbles-lost | 2-1 | 1-1 |
| Penalties-yards | 5-25 | 7-75 |

INDIVIDUAL STATISTICS

Rushing

TCU — Ruff 7-35, Mason 8-26, Busby 1-12, Cox 1-4, Jackson 3-4, Hadaway 7-(-7).

A&M — Spavital 18-120, Fenimore 16-63, Hankins 9-57, Thomas 7-25, Creager 5-16, Stafford 2-7, Conner 1-6, Moore 1-3, Karraker 1-(-2).

Passing

TCU — Hadaway 3-6-1, 31 yards, Cox 0-3-1, Busby 0-1-1.

A&M — Fenimore 6-13-1-136; Thomas 2-2-0-54; Creager 1-2-0-9.

Receiving

TCU — Jackson 1-34, Ruff 1-minus 1, Gaxxen 1-(-2).

A&M — Hankins 4-13, Creager 2-54, Moore 1-17, Armstrong 1-16, Thomas 1-9.

OLE MISS 13, TCU 9

| | | | | | | |
|----------|---|---|---|----|---|----|
| Ole Miss | 0 | 0 | 0 | 13 | — | 13 |
| TCU | 0 | 9 | 0 | 0 | — | 9 |

Attendance — 28,600

TEAM STATISTICS

| | TCU | MISS |
|-----------------|--------|---------|
| First Downs | 15 | 15 |
| Rushes-yards | 46-141 | 35-111 |
| Passing yards | 55 | 186 |
| Return yards | 73 | 23 |
| Passes | 11-6-2 | 30-12-4 |
| Punts | 5-42.8 | 3-40.6 |
| Fumbles-lost | 2-2 | 1-1 |
| Penalties-yards | 5-45 | 7-35 |

INDIVIDUAL STATISTICS

Rushing

TCU — Stout 15-73, McKelvey 7-26, Barry 19-20, Knox 2-17, Browning 1-7, Joslin 1-1, Bloxom 1-(-3).

MISS — Salmon 6-48, Harrell 6-18, Jenkins 5-17, Bowen 6-16, Stalling 1-9, Conerly 10-(-1).

Passing

TCU — Berry 3-5-1-32; Stout 2-4-0-17; Knox 1-2-1-6.

MISS — Conerly 12-28-3-186; Wilson 0-2-1-0.

Receiving


TCU — Bailey 3-23, Stout 1-13, Kilman 1-13, Boal 1-6.

MISS — Johnson 3-79, Howell 2-25, Salmon 2-23, Bowen 2-20, Poole 1-22, Harper 1-9, Odom 1-8.

BOWL HISTORY

1952 COTTON BOWL Kentucky 20, TCU 7 · Jan. 1, 1952

DALLAS — TCU, distressingly flat except for one magnificent minute-and-half surge late in the third quarter, succeeded only in making it a masterpiece of frustration. And so the four-times-beaten Wildcats from the Bluegrass State thoroughly trounced the Southwest Conference champions before a capacity throng of 75,349 ... 20-7. Kentucky scored on two surges of 52 and 57 yards in the first and second quarters to post its 13-0 halftime lead.



Frogs, who had bogged down once on the four, wasted another 59-yard push to the 24 early in the second quarter. Here, Clark intercepted a Mal Fowler pass returned to the Kentucky 43 and the Wildcats tromped on from here for 57 yards and another touchdown in 11 plays ... TCU made its 48-yard move to the five after this and came back later in the quarter with its 51-yard march to the one all for nothing ... (Gilbert) Bartosh drew his first chance of the game ... Here Bartosh called a direct snap — back Bobby Jack Floyd went 43 yards for touchdown on the longest run of the day.

Against the wind in the fourth Bartosh guided the Frogs 40 yards ... The TCU command sent in McKown to punt and he obliged with his neat kick-out on the 8. But here, where holding 'em was imperative for TCU, Tom Fillion broke loose for 17 yards on a third-down-seven-to-go-play ... Kentucky held the ball, put TCU in the hole with the kick and Bartosh was spilled for losses.

— Fort Worth Star-Telegram

1956 COTTON BOWL Ole Miss 14, TCU 13 · Jan. 2, 1956

DALLAS — The University of Mississippi Rebels, champions of the Southeastern Conference, spotted the TCU Horned Frogs, champions of the Southwest Conference, 13 points in the 20th annual Cotton Bowl football game before 75,000 spectators here this warm and sunny Monday afternoon and then swung back to win by the margin of a single point, 14-13 ... (TCU) actually lost the game for being in motion on a conversion effort.




They made the 14th point on the first try, but because a player was in motion, they had to try again from five yards farther back, and missed. They probably lost the game on the opening kickoff when quarterback Chuck Curtis made the mistake of receiving and running with the ball. He was so badly injured when tackled that he never returned to action ... In spite of the handicap, the Horned Frogs scored a touchdown in the first quarter and counted in the second to lead 13-0 before the Rebels got their first touchdown to make it 13-7 at the half ... Mississippi won the game in the 11th minute of the fourth quarter ... Billy Lott scored on a five-yard gallop around his right wing. The Rebs' winning move traveled exactly the same distance as their first touchdown parade: 66 yards ... The Frogs went 44 and 75 yards for their touchdowns.

— Fort Worth Star-Telegram

1957 COTTON BOWL TCU 28, Syracuse 27 · Jan. 1, 1957

DALLAS — Harold Pollard's four-for-four conversions and the blocking of Syracuse's third point-after-touchdown attempt by (Chico) Mendoza produced a 28-27 Cotton Bowl victory for TCU after 18 years of waiting. The Frogs had dropped five successive bowl appearances and had not recorded a post-season triumph since 1939. It was a moving offensive show all the way with the TCU passing providing a balance Syracuse couldn't stop and the Saltine Warriors riding powerfully on a running game spearheaded by the All-America halfback, Jim Brown. He gained 132 yards and was voted the game's outstanding back. The Frogs' All-American tackle, Norman Hamilton, was the one defender who came nearest to stopping Brown consistently and he was chosen as the game's outstanding lineman.



Syracuse scored in the last two minutes to give the game its touch of such hair-breadth closeness. For much of the afternoon it was TCU's game and a couple of times seemed on the verge of turning decisive.

There was a unique twist to the first-half scoring in that each team intercepted passes and then drove 70 yards to score and each recovered fumbles and pushed out short yardage for the second touchdowns.

— Fort Worth Star-Telegram

KENTUCKY 20, TCU 7

| | | | | | | |
|----------|---|---|---|---|---|----|
| Kentucky | 7 | 6 | 0 | 7 | — | 20 |
| TCU | 0 | 0 | 7 | 0 | — | 7 |

Attendance — 75,349

TEAM STATISTICS

| | TCU | UK |
|-----------------|--------|--------|
| First Downs | 15 | 13 |
| Rushes-yards | 48-201 | 54-213 |
| Passing yards | 99 | 8 |
| Return yards | 10 | 70 |
| Passes | 17-5-1 | 20-8-1 |
| Punts | 5-40.8 | 6-34.6 |
| Fumbles-lost | 2-1 | 0-0 |
| Penalties-yards | 7-32 | 6-40 |

INDIVIDUAL STATISTICS

Rushing

TCU — Floyd 14-115, McKown 16-42, Ray 4-19, Doty 3-14, Bartosh 6-7, Medanich 3-5, Fowler 1-2, Harville 1-(-3).
UK — Fillion 10-73, Jones 11-42, Gruner 11-39, Parilli 8-22, Hamilton 3-14, Jones 3-9, Felch 4-6, Clark 3-6.

Passing

TCU — McKown 1-8-0-51; Bartosh 2-5-0-26; Fowler 2-4-1-22.
UK — Parilli 8-20-1-85.

Receiving

TCU — Medanich 3-43, Vaught 1-51, Floyd 1-5.
UK — Meilinger 3-61, Ck 2-17, Fillion 2-11.

OLE MISS 14, TCU 13

| | | | | | | |
|----------|---|---|---|---|---|----|
| Ole Miss | 0 | 7 | 0 | 7 | — | 14 |
| TCU | 7 | 6 | 0 | 0 | — | 13 |

Attendance — 75,000

TEAM STATISTICS

| | TCU | MISS |
|-----------------|--------|---------|
| First Downs | 11 | 12 |
| Rushes-yards | 54-233 | 36-92 |
| Passing yards | 20 | 137 |
| Return yards | 55 | 35 |
| Passes | 5-2-2 | 21-10-2 |
| Punts | 5-29.0 | 6-42.7 |
| Fumbles-lost | 2-1 | 1-1 |
| Penalties-yards | 8-80 | 6-80 |

INDIVIDUAL STATISTICS

Rushing

TCU — Swink 19-17, Taylor 10-76, Hallbeck 12-33, Shofner 2-7, Finney 9-5, Wineburg 1-4, Pollard 1-1.
MISS — Cothren 12-79, Lott 2-7, Kinard 3-5, Day 13-3, Blair 6-(-2).

Passing

TCU — Finney 1-3-2-13; Wineburg 1-1-0-7; Swink 0-1-0-0.
MISS — Day 10-21-0-137.

Receiving

TCU — Williams 1-13, Nickel 1-7.
MISS — Kinard 6-83, Cothren 2-19, Blair 1-28, Baker 1-7.

TCU 28, SYRACUSE 27

| | | | | | | |
|----------|---|----|---|----|---|----|
| TCU | 7 | 7 | 7 | 7 | — | 28 |
| Syracuse | 0 | 14 | 0 | 13 | — | 27 |

Attendance — 68,000

TEAM STATISTICS

| | TCU | SU |
|-----------------|---------|--------|
| First Downs | 15 | 16 |
| Rushes-yards | 56-133 | 53-235 |
| Passing yards | 204 | 62 |
| Return yards | 3 | 5 |
| Passes | 16-13-0 | 7-3-1 |
| Punts | 4-37.5 | 2-46.5 |
| Fumbles-lost | 3-2 | 3-3 |
| Penalties-yards | 4-40 | 1-5 |

INDIVIDUAL STATISTICS

Rushing

TCU — Dike 11-54, Swink 12-41, Wineburg 6-17, Hallbeck 13-13, Curtis 3-11, Miller 1-6, Shofner 4-5, Vacek 1-4, Finney 4-(-18).
SU — Brown 26-132, Cann 8-28, Ridlon 5-22, Zimmerman 4-21, Kuczala 3-14, Coffin 3-8, Jackson 2-4, Ackley 2-2.

Passing

TCU — Curtis 12-15-0-176; Miller 1-1-0-28.
SU — Zimmerman 1-3-0-27; Brown 1-2-1-20; Ridlon 1-2-0-15.

Receiving

TCU — Swink 4-60, Nikkel 3-57, Williams 2-37, Vacek 1-28, Shofner 2-16, Wineburg 1-6.
SU — Ridlon 2-47, Massey 1-15.

1959 COTTON BOWL

Air Force 0, TCU 0 · Jan. 1, 1959

DALLAS — The gentlemen operating the scoreboard had the easiest occupation in all land as the Southwest Conference champions (TCU) and the future generals (Air Force Academy) from Colorado Springs played the second 0-0 deadlock in the 23-year history of the New Year's Day classic ... It was the fourth tie game ever unreeled before a Cotton Bowl assemblage ... It was a disappointing final for both clubs. The Horned Frogs took the field bearing an 8-2 record. The Falcons were unbeaten in 10 games and had their season immaculate but for a tie with Iowa. The Frogs fumbled the ball on eight occasions and on three of these wasted possession. One of these came early in the final period and surely tried the composure of Coach Abe Martin as he saw the Falcons reclaim a bobble just eight steps from the Air Force Academy's end zone.

The field, covered by tarpaulin during the snow fall earlier in the week, was damp and contributed to the uneasy handling of the ball. The visiting Falcons also had difficulty retaining the sphere and lost control on three of their five fumbles. Jack Spikes attempted both of TCU's field goals, the first early in the opening period ... The Airmen offered their severest threat midway of the second quarter ... It was here that the Frog line gave its best performance, restraining the Silver and Blue on the six, the spot from where George Pupich missed a field goal.

— Fort Worth Star-Telegram



1959 BLUEBONNET BOWL

Clemson 23, TCU 7 · Dec. 19, 1959

HOUSTON — The Frogs were drowned, 23-7, by a deadly sprinkle of Clemson passes in a seven-minute period of the final quarter ... The sudden Clemson scoring flood washed away a 7-3 lead TCU carried into the fatal final period. A narrow margin, but one that, at the time, appeared enough to send the luckless Tigers down to their fourth straight bowl defeat ... Neither team had threatened seriously after Clemson's second quarter 22-yard field goal by Lon Armstrong, and TCU's lone touchdown, a 19-yard pass from Jack Redding to Harry Moreland with 5:45 left in the first half. Clemson had completed only one gaining pass all afternoon, that a 5-yard throw from Tiger quarterback Harvey White.

White must have spotted the silver lining in the gathering darkness for Tiger hopes. He took plenty of time behind the mammoth line and arched a long, high shot toward right end Gary Barnes, racing past TCU's Larry Dawson at the Frog 35. Armstrong added the extra point ... Two plays after the kickoff, Armstrong lassoed a pass from TCU quarterback Donald George ... From there, Lowndes Shingler, overwhelmingly voted outstanding back, came back to guide the Tigers for the final slap on the cheek to a proud TCU team which had gained wide respect as the class of the Southwest Conference, winning seven games to finish in a 3-way tie for the title.

— The Dallas Morning News



1965 SUN BOWL

Texas Western 13, TCU 12 · Dec.

EL PASO, Texas. — The Miners sulked off the field with a 10-point deficit at the intermission, but then pumped up Billy Stevens' arm and Joe Cook's foot and eventually deflated the Frogs, 13-12. Stevens, who gained second rank among the nation's passers this season, proved his stardom to TCU by racking up 208 yards on 21 pass completions, the most ever against an Abe Martin team. The skinny sophomore had only seven strikes in the first half as the ball-controlling Frogs rammed into a 10-0 lead. Stevens made the 31st annual post season game a vastly different story in the second half.


Stevens shot a 34-yard touchdown pass to 165-pound flanker Chuck Hughes and a startling comeback was begun ... The Miners drove 70 yards for a tying 21-yard field goal by Cook ... Texas Western, a raging defensive team by this time, hopped on a TCU fumble at the Frog 29.

Cook kicked an 18-yard three-pointer FG four plays deep in the final period to boot the Miners into a 13-10 cushion. TCU's final two points were a gift. With 43 seconds left in the game ... The Miner quarterback raced back in his end zone for a safety ... The Frogs got their last chance. They could get only eight yards before the clock ran out.

Although Stevens won the great air race in the end, TCU's senior quarterback, Kent Nix got a head start.

David Smith hauling in Nix's 11-yard pass for the score ... The Frogs had another scoring opportunity in the first period ... (Bruce) Alford missed a kick from the 28.

— Fort Worth Star-Telegram



TCU 0, AIR FORCE 0

| | | | | | | |
|-----------|---|---|---|---|---|---|
| TCU | 0 | 0 | 0 | 0 | — | 0 |
| Air Force | 0 | 0 | 0 | 0 | — | 0 |

Attendance — 75,504

TEAM STATISTICS

| | TCU | AFA |
|-----------------|--------|---------|
| First Downs | 9 | 13 |
| Rushes-yards | 48-190 | 45-140 |
| Passing yards | 37 | 91 |
| Return yards | 59 | 35 |
| Passes | 11-3-0 | 23-12-2 |
| Punts | 9-38.8 | 7-38.1 |
| Fumbles-lost | 8-3 | 5-3 |
| Penalties-yards | 8-61 | 3-15 |

INDIVIDUAL STATISTICS

Rushing

TCU — Spikes 17-18, Moreland 3-35, Harris 7-24, Terrell 3-15, Lasater 4-15, Priddy 3-6, Dawson 5-4, Vacek 1-3, Gault 1-3, Enis 4-minus 23.
AFA — Galios 13-52, Quinlan 7-33, Lane 5-16, Pupich 7-12, Mayo 4-3.

Passing

TCU — Lasater 1-1-0-37; Enis 2-8-0-0; Dawson 0-2-0-0.
AFA — 9-19-2-70; Rosane 1-2-0-14; Kuenzel 2-2-0-7.

Receiving

TCU — Meyer 1-37, Gilmore 1-5, Harris 1-(-5).
AFA — Lane 4-27, Rodgers 2-17, Jozwiak 2-11, Rickey 1-19, Quinlan 1-10.

CLEMSON 23, TCU 7

| | | | | | | |
|---------|---|---|---|----|---|----|
| Clemson | 0 | 3 | 0 | 20 | — | 23 |
| TCU | 0 | 7 | 0 | 0 | — | 7 |

Attendance — 55,000

TEAM STATISTICS

| | TCU | CU |
|-----------------|--------|--------|
| First Downs | 12 | 16 |
| Rushes-yards | 39-89 | 54-203 |
| Passing yards | 70 | 103 |
| Return yards | 10 | 61 |
| Passes | 17-7-4 | 13-6-1 |
| Punts | 5-32.0 | 3-37.0 |
| Fumbles-lost | 1-0 | 3-1 |
| Penalties-yards | 5-35 | 3-23 |

INDIVIDUAL STATISTICS

Rushing

TCU — Spikes 11-33, Harris 8-29, Priddy 3-17, Moreland 7-17, Sledge 1-11, Lasater 3-5, Redding 1-3, Terrell 1-1, Dawson 2-(-5).
CU — Shingler 3-65, Daigeneault 12-50, Cline 9-33, Mathis 6-21, Scrudato 8-21, Usry 9-14, Pavilack 2-1.

Passing

TCU — George 3-7-2-37, Redding 1-2-0-19, Sledge 1-3-1-10, Dawson 2-4-1-4, Lasater 0-1-0-0.
CU — White 4-9-1, 69 yards, Shingler 2-4-0, 24 yards.

Receiving

TCU — Moreland 2-37, Harris 2-17, Meger 1-14, Redding 1-5, Dodson 1-(-3).
CU — Usry 2-5, Barnes 1-17.

TEXAS WESTERN 13, TCU 12

| | | | | | | |
|---------------|---|----|----|---|---|----|
| Texas Western | 0 | 0 | 10 | 3 | — | 13 |
| TCU | 0 | 10 | 0 | 2 | — | 12 |

Attendance — 27,450

TEAM STATISTICS

| | TCU | TWU |
|-----------------|---------|---------|
| First Downs | 18 | 14 |
| Rushes-yards | 49-100 | 24-12 |
| Passing yards | 157 | 202 |
| Return yards | 42 | 72 |
| Passes | 28-15-3 | 34-21-3 |
| Punts | 4-48.5 | 5-39.0 |
| Fumbles-lost | 4-3 | 2-0 |
| Penalties-yards | 5-35 | 3-45 |

INDIVIDUAL STATISTICS

Rushing

TCU — Post 22-76, Landon 15-28, Smith 5-0, Nix 7-(-4).
TWU — Davis 14-44, Harrell 1-9, Yarbrough 1-1, Stevens 8-(-42).

Passing

TCU — Nix 15-27-3-157; Landon 0-1-0-0.
TWU — Stevens 21-34-3-202.

Receiving

TCU — Campbell 6-74, Smith 5-39, Ball 3-35, Post 1-9.
TWU — Hughes 6-115, Wallace 6-26, Anderson 4-45, Yarbrough 2-13, Harrell 1-13.

BOWL HISTORY

1984 BLUEBONNET BOWL West Virginia 31, TCU 14 · Dec.

HOUSTON — What had promise of being the exciting finish to an “unbelievable” season turned closer to a nightmare ... at least until TCU’s dramatic, fourth-quarter comeback restored some degree of respect to the outcome in the 25th edition of the Bluebonnet Bowl. The final score was West Virginia 31, TCU 14. But for the Horned Frogs there were lots of dips and swerves along the way. For starters, a 21-point West Virginia blitz during a 14-minute span of the first half had somewhat of a sobering effect on the Purples. So did the loss of All-American running back Kenneth Davis, to a knee injury, in the early moments of the postseason classic.

After being shoved up and down the field by the Mountaineers’ offense (355 yards), while countering with little punch themselves (148 yards) during the first 30 minutes, the Horned Frogs did make a contest of it after the intermission, scoring the only touchdown of the second half while mounting a couple of other drives which nearly resulted in points. Much of TCU’s second half turnaround was due to the passing arm of senior Anthony Guley who finished with 150 yards passing including TD tosses to Dan Sharp and Keith Burnett. Senior receiver James Maness caught five passes for 90 yards but was no match statistically for the six-catch, 152-yard performance of WVU lightning bug.

-Associated Press




1994 INDEPENDENCE BOWL Virginia 20, TCU 10 · Dec. 28,

SHREVEPORT, La. — A decade slipped by before TCU’s Horned Frogs resurfaced from oblivion into the post-season... The Frogs mostly slipped however, as they trudged and muddled themselves on the rain-drenched field of Independence Stadium... Some 27,242 fans — a majority of them TCU supporters — withstood the temptation to stay home ... The view became painstakingly clear no matter the vantage point ... Virginia proved too good for these upstart Frogs and captured its first bowl triumph in five attempts since 1987 with the 20-10 victory ... “We can’t use the field as an excuse in any way,” TCU coach Pat Sullivan said. “I couldn’t be more proud of our football team, but we weren’t quite good enough in a couple of ways.”

The 15th-ranked Cavaliers (9-3) dominated at the point of attack, where so many games will be won or lost ... The Frogs and their Southwest Conference-leading offense, which averaged 411.6 yards per game during the regular season, sustained nothing on this chilly, wet night. Virginia, which entered the contest with the nation’s No. 1-ranked defensive unit against the run, surrendered only 191 yards and 11 first downs to the Frogs.

The running of junior tailback Andre Davis, who rushed for 97 yards on 24 carries, failed to provide enough offense on a night when (quarterback Max) Knake struggled. “The truth of it is I played terrible,” said Knake. “If I could have played better, there may have been a different outcome.”

-Associated Press



1998 NORWEST SUN BOWL TCU 28, USC 19 · Dec. 31, 1998

EL PASO, Texas — With only six wins, many thought TCU was not worthy of a bowl appearance. But, the Horned Frogs proved their critics wrong in a big way.

Basil Mitchell rushed for 185 yards and two touchdowns on only 19 carries as TCU earned its first bowl victory in 41 years with a 28-19 win over USC in the 65th Sun Bowl.

Quarterback Patrick Batteaux added 94 yards and two scores for TCU, which recorded its first post-season win since defeating Syracuse in the 1957 Cotton Bowl.


TCU (7-5) dominated the line of scrimmage, rushing for 314 yards while holding USC to a Sun Bowl record minus-23, breaking by two yards the mark set by Florida State in 1951. The Trojans (8-5) also posted the lowest rushing total in school history, eclipsing the previous record of minus-11 yards against Iowa in 1976.

Mitchell fell just short of Charles Alexander’s Sun Bowl rushing record of 197 yards. He opened the scoring with a three-yard run 7:07 into the first quarter.

True freshman Carson Palmer completed 17-of-28 passes for a season-best 280 yards to rally USC.

The Horned Frogs put away the game by chewing more than six minutes off the clock before pinning USC inside its 15 with less than two minutes remaining.

-gofrogs.com



WEST VIRGINIA 31, TCU 14

| | | | | | | |
|---------------|----|----|---|---|---|----|
| West Virginia | 14 | 17 | 0 | 0 | — | 31 |
| TCU | 0 | 7 | 0 | 7 | — | 14 |

Attendance — 46,000

TEAM STATISTICS

| | TCU | WVU |
|-----------------|---------|---------|
| First Downs | 15 | 23 |
| Rushing Yards | 44-92 | 49-200 |
| Passing yards | 187 | 302 |
| Return yards | 26 | 42 |
| Passes | 12-22-1 | 17-31-1 |
| Punts | 6-47.5 | 4-37.0 |
| Fumbles-lost | 2-2 | 2-2 |
| Penalties-yards | 2-15 | 5-45 |

INDIVIDUAL STATISTICS

Rushing

TCU — Jeffery 10-37, Guley 13-34, Sciaraffa 6-22, Davis 6-19, Littles 1-6, Riddick 7-(-6), Tatum 1-(-20).

WVU — Holifield 13-84, Wolfley 7-53, Gay 9-47, Randolph 6-25, Mullen 1-11, Pecon 7-8, Hill 2-6, White 4-(-34).

Passing

TCU — Guley 9-14-0-150, Sciaraffa 3-8-1-37.
WVU — White 16-30-1-280; Mullen 1-1-0-22.

Receiving

TCU — Maness 5-90, Burnett 3-65, Sharp 3-29, Davis 1-3.
WVU — Drewery 6-152, Wolfley 3-36, Bennett 2-16, Fisher 2-17, Mullen 1-62.

VIRGINIA 20, TCU 10

| | | | | | | |
|----------|---|----|----|---|---|----|
| Virginia | 0 | 10 | 10 | 0 | — | 20 |
| TCU | 0 | 3 | 0 | 7 | — | 10 |

Attendance — 27,242

TEAM STATISTICS

| | TCU | UVA |
|-----------------|--------|---------|
| First Downs | 11 | 20 |
| Rushing Yards | 32-126 | 52-237 |
| Passing Yards | 65 | 199 |
| Passes | 25-8-2 | 23-14-1 |
| Punts | 8-37.3 | 4-38.5 |
| Fumbles-lost | 2-1 | 1-0 |
| Penalties-yards | 6-39 | 9-66 |

INDIVIDUAL STATISTICS

Rushing

TCU — Davis 24-97, Knake 4-17.
UVA — Brooks 17-114, Way 24-90, Barber 3-18.

Passing

TCU — Knake 24-8-1-65.
UVA — Groh 23-14-2-199.

Receiving

TCU — Brasfield 2-11, Collins 2-14, A. Davis 2-9, Oliver 1-22, Washington 1-11.
UVA — Jeffers 3-60, Neely 3-55, Barber 3-2, Allen 2-32.

TCU 28, USC 19

| | | | | | | |
|-----|----|---|----|---|---|----|
| USC | 0 | 3 | 13 | 3 | — | 19 |
| TCU | 14 | 7 | 7 | 0 | — | 28 |

Attendance — 46,612

TEAM STATISTICS

| | USC | TCU |
|-----------------|----------|--------|
| First Downs | 12 | 18 |
| Rushes-yards | 21-(-23) | 61-314 |
| Passing yards | 280 | 51 |
| Return yards | 74 | 110 |
| Passes | 28-17-0 | 6-4-0 |
| Punts | 6-45.8 | 5-37.8 |
| Fumbles-lost | 1-0 | 0-0 |
| Penalties-yards | 7-49 | 6-55 |

INDIVIDUAL STATISTICS

Rushing

USC — Morton 11-18, Papadakis 3-5, Soward 1-1, Palmer 6-(-47).
TCU — Mitchell 19-185, Batteaux 28-94, Tomlinson 12-30, Williams 2-5.

Passing

USC — Palmer 17-28-0-280.
TCU — Batteaux 4-5-51-0; Tomlinson, 0-1-0-0.

Receiving

USC — Soward 6-64, Parker 4-14, Miller 3-67, Bastianelli 2-36, Morton 1-5, Harris 1-4.
TCU — Tomlinson 1-25, Maiden 1-22, Williams 1-4, Mitchell 1-0.

1999 MOBILE ALABAMA BOWL

TCU 28, East Carolina 14 • Dec.

MOBILE, Ala. — LaDainian Tomlinson ran for 124 yards and two touchdowns to lead TCU to a 28-14 victory over No. 20 East Carolina in the inaugural Mobile Alabama Bowl.

It was the second consecutive bowl upset for TCU (8-4). East Carolina (9-3) entered the game as six-point favorites.

That didn't bother the Horned Frogs, who completely shut down the Pirates' running game, holding them to minus-16 yards.

East Carolina went into the game focusing on stopping Tomlinson, whose 1,850 yards edged Heisman Trophy winner Ron Dayne for the NCAA Division I rushing title.

TCU, which alternated between quarterbacks Casey Printers and Patrick Batteaux, made it impossible for the Pirates to adjust.

Early in the first quarter, Printers gained seven yards on an option run to move TCU to the 2. Batteaux came in on the next play and pitched the ball to Tomlinson, who ran in for the touchdown. That tied the game at 7 and TCU slowly pulled away from there.

East Carolina, which couldn't run the ball at all against TCU, had to go to the air in the second half. It initially worked, but early in the fourth quarter, Russell Gary intercepted Garrard's pass and returned it 32 yards for a touchdown. That gave TCU a 28-14 lead with 14:04 to play.

— Associated Press



2000 GMAC MOBILE ALABAMA BOWL

Southern Miss 28, TCU 21 • Dec.

MOBILE, Ala. — Jeff Kelly's 28-yard touchdown pass to freshman Kenny Johnson with eight seconds left lifted Southern Miss to a 28-21 victory over No. 13 TCU in the Mobile Alabama Bowl.

In the first major bowl game of the season, TCU tailback LaDainian Tomlinson ran for 118 yards, his lowest total of the season. The Heisman Trophy finalist carried 28 times and scored two TDs in the third quarter.

Southern Miss (8-4) got a second chance after a fourth missed field goal, and trusted their senior quarterback instead of the shaky kicking game.

With 33 seconds left, they took over at the TCU 43-yard line after Mobile native Etric Pruitt got a hand on John Brazil's punt. Kelly threw two incompletions, then scrambled 14 yards for a first down. On the next play, he lofted a perfect strike over the middle just above safety LaVar Veale's outstretched arm, victimizing the nation's top defense.

The Horned Frogs (10-2) endured a December coaching change and uncertainty over who would lead them into the game. In the end, former defensive coordinator Gary Patterson replaced Dennis Franchione on the sidelines. Franchione left for Alabama Dec. 1 and was initially expected to coach the bowl game. TCU officials decided late last week to allow the Patterson era to begin a season early.

-gofrogs.com



2001 GALLERYFURNITURE.COM BOWL

Texas A&M 28, TCU 9 • Dec. 28,

HOUSTON — Byron Jones intercepted three passes in his first start and Joe Weber scored two touchdowns, helping Texas A&M end a four-game bowl losing streak with a 28-9 victory over TCU (6-6) in the galleryfurniture.com Bowl.

The Aggies (8-4) beat their former Southwest Conference rivals for the 24th straight time.

Weber, voted offensive player of the game, broke a 7-7 second-quarter tie with a 2-yard touchdown run and added a 14-yard run that put the Aggies in control with 1:14 left in the third quarter.


TCU's Casey Printers was intercepted four times.

Jones earned MVP honors and also was the defensive player of the game with three tackles. Starting in place of injured Sean Weston, Jones had only two broken-up passes on his defensive chart in 11 games before he returned his first interception 62 yards in the first quarter to the Frog 35.

The Aggies couldn't score on that chance but Jones had a 15-yard interception to the TCU 1-yard line in the second quarter, setting up Mark Farris' quarterback keeper for the score.

Charlie Owens scooped up a fumble by A&M running back Derek Farmer and returned it 89 yards for a TCU touchdown with four minutes left in the half for a 7-7 tie. It was the second longest fumble return in school history.

-gofrogs.com



TCU 28, EAST CAROLINA 14

| | | | | | | |
|---------------|---|----|---|---|---|----|
| TCU | 7 | 14 | 0 | 7 | — | 28 |
| East Carolina | 7 | 0 | 7 | 0 | — | 14 |

Attendance — 34,200

TEAM STATISTICS

| | TCU | ECU |
|-----------------|---------|----------|
| First Downs | 16 | 12 |
| Rushes-yards | 50-186 | 26-(-16) |
| Passing yards | 174 | 239 |
| Return yards | 69 | 140 |
| Passes | 19-13-1 | 37-20-1 |
| Punts | 6-31.7 | 7-38.1 |
| Fumbles-lost | 1-1 | 0-0 |
| Penalties-yards | 8-80 | 3-15 |

INDIVIDUAL STATISTICS

Rushing

TCU — Tomlinson 36-124, Batteaux 6-37, Printers 7-27, Layne 1-(-2).

ECU — Henry 4-22, Wilson 9-16, Alston 1-(-7), Stokes 2-(-14), Garrard 10-(-33).

Passing

TCU — Printers 13-19-1-174.

ECU — Garrard 19-35-1-191; Alston, 1-2-0-48.

Receiving

TCU — Tomlinson 4-29, Scarborough 2-49, Maiden 2-41, Dunbar 2-16, Batteaux 1-17, James 1-13, Brown 1-9.

ECU — Wilson 8-23, Chappell 5-116, Powell 2-67, Stokes 2-9, Floyd 1-11, Henry 1-9, Burns 1-4.

SOUTHERN MISS 28, TCU 21

| | | | | | | |
|---------------|---|---|----|----|---|----|
| TCU | 7 | 0 | 14 | 0 | — | 21 |
| Southern Miss | 7 | 0 | 7 | 14 | — | 28 |

Attendance — 40,300

TEAM STATISTICS

| | TCU | USM |
|-----------------|---------|---------|
| First Downs | 16 | 15 |
| Rushing yards | 43-150 | 36-158 |
| Passing yards | 115 | 159 |
| Return yards | 132 | 100 |
| Passes | 10-22-2 | 11-23-0 |
| Punts | 6-33.3 | 4-40.5 |
| Fumbles-lost | 2-0 | 0-0 |
| Penalties-yards | 8-68 | 5-35 |

INDIVIDUAL STATISTICS

Rushing

TCU — Tomlinson, 28-118, 2 TD, Layne 7-31, Printers 8-1.

USM — Nance 16-14, Kelly 11-43, Woods 8-12, Team 1-(-1).

Passing

TCU — Printers, 10-22-2-115.

USM — Kelly, 11-23-0-159.

Receiving

TCU — Brown 3-37, Layne 3-14, Dunbar 2-42, Maiden 2-22.

USM — Handy 5-84, Garner 3-42, Johnson 1-29, Mills 1-7, Woods 1-(-3).

TEXAS A&M 28, TCU 9

| | | | | | | |
|-----------|---|----|---|---|---|----|
| TCU | 0 | 7 | 0 | 2 | — | 9 |
| Texas A&M | 0 | 14 | 7 | 7 | — | 28 |

Attendance — 53,480

TEAM STATISTICS

| | TCU | A&M |
|-----------------|----------|--------|
| First Downs | 11 | 17 |
| Rushing Yards | 24-(-26) | 49-104 |
| Passing yards | 144 | 191 |
| Return yards | 107 | 143 |
| Passes | 15-30-4 | 9-20-0 |
| Punts | 6-49.8 | 7-41.7 |
| Fumbles-lost | 2-1 | 1-1 |
| Penalties-yards | 11-87 | 4-25 |

INDIVIDUAL STATISTICS

Rushing

TCU — Madison 11-29; Holts 3-9; Team 1-0; Dunbar 1-0; Printers 8-(-64).

TAM — Weber 9-59 2 TD; Farmer 17-33; Flemming 5-16; Joseph 8-13; Goynes 2-2; Mangum 1-0; Team 1-(-1); Long 1-(-4); Farris 5-(-14).

Passing

TCU — Printers, 15-30-4-144.

TAM — Farris, 9-19-0-191; Flemming 0-1-0-0; Long 0-0-0-0.

Receiving

TCU — Madise 7-65; Dunbar 4-36; Schobel 2-22; Williams 2-21.

TAM — Carriger 2-57; Farmer 2-18; Weber 2-25; Jones 1-82 1 TD; Taylor 1-15; Porter 1-4.

BOWL HISTORY

2002 AXA LIBERTY BOWL

TCU 17, Colorado State 3 · Dec.

MEMPHIS, Tenn. — TCU figured out how to stop Colorado State standout Cecil Sapp after just two runs in the Liberty Bowl.

Sapp reeled off big gains of 59 and 25 yards on the Rams' first two possessions, but had 22 yards the rest of the game, and TCU tailback Ricky Madison stole the show with 111 yards rushing and a touchdown as the Horned Frogs beat No. 23 Colorado State 17-3 Tuesday.


It was the Horned Frogs' 500th victory in school history. Madison ran for 107 of his yards in the rainy second half as TCU's offense came alive after a sloppy opening by both teams.

In the first half, the teams combined for three lost fumbles, two interceptions, a missed field goal and an unsuccessful faked field goal. Their sloppy play made for the lowest scoring first half of a Liberty Bowl since Penn State led Tulane 6-0 in 1979.

TCU (10-2) finally put together a seven-play, 62-yard scoring drive led by Lonta Hobbs in the closing minutes of the second quarter. The freshman ran for 39 yards in the drive, capped when Sean Stillely threw a 15-yard touchdown pass to LaTarence Dunbar with 1:21 remaining to put TCU up 7-0 at the break.

The Rams were held to 89 yards rushing - compared with 197 for TCU - for their lowest total of the season. TCU also outgained Colorado State 338-149.

— Associated Press



2003 PLAINSCAPITAL FORT WORTH BOWL

Boise State 34, TCU 31 · Dec. 22,

FORT WORTH — Ryan Dinwiddie, who ended his career as the most efficient passer in college football, threw for 325 yards and three touchdowns to lead the No. 18 Broncos (13-1) to a 34-31 win Tuesday night over No. 19 TCU in the inaugural Fort Worth Bowl.


Their bowl win on TCU's campus wasn't secured until sophomore Mike Wynn was well short on a 51-yard field goal attempt, the first kick in his college career, with 7 seconds left.

TCU (11-2) had its school-record 13-game home winning streak snapped. The Frogs had been in contention for a Bowl Championship Series spot until their only regular-season loss Nov. 20 and then turned down an invitation to last week's GMAC Bowl because it conflicted with exams.

Dinwiddie hit 19 of 35 passes with two interceptions, but his last touchdown was an 18-yarder to Derek Schouman for the winning score with 12:43 left.

"I thought we beat them on both sides of the football. Three big plays beat us," TCU coach Gary Patterson said. "There's a reason they've won a lot of games."

— Associated Press



2005 EV1.NET HOUSTON BOWL

#14 TCU 27, Iowa State 24 · Dec.

HOUSTON — Peter LoCoco hit a 44-yard field goal with 5:25 left in the game to put TCU on top 27-24 and the defense held Iowa State in check on the ensuing drive for the victory at Reliant Stadium.

The TCU defense forced four Iowa State turnovers and Robert Merrill reached the century mark in rushing yards for the 10th time

in his career as he ran for 109 yards on 11 carries with a touchdown to help lead the Frogs to the win.

TCU scored on its opening two possessions for a 14-0 lead just 6:36 into the contest. The two touchdowns came in a 1:55 span. The Horned Frogs took the opening kickoff and drove 80 yards in 12 plays, capped by a 20-yard Merrill touchdown run.

On the second play of Iowa State's ensuing possession, Jeremy Modkins forced a fumble that was recovered by Drew Coleman, giving the Frogs possession at the Cyclone 21. Three plays later, an Aaron Brown 7-yard scoring run extended TCU's lead to 14-0.

Iowa State scored 17 points in a 4:30 stretch of the second quarter to take a 17-14 lead with 10:30 left in the first half.

The Cyclones' third turnover of the first half, a fumble recovery by David Roach, led to the Frogs going back on top. The first snap of TCU's ensuing series saw Jeff Ballard connect on an 84-yard touchdown pass to Michael DePriest to give the Frogs a 21-17 lead with 4:05 left.

— gofrogs.com



TCU 17, COLORADO STATE 3

| | | | | | | |
|----------------|---|---|---|----|---|----|
| Colorado State | 0 | 0 | 3 | 0 | — | 3 |
| TCU | 0 | 7 | 0 | 10 | — | 17 |

Attendance — 55,207

TEAM STATISTICS

| | CSU | TCU |
|-----------------|--------|---------|
| First Downs | 8 | 19 |
| Rushing yards | 31-89 | 52-197 |
| Passing yards | 50 | 141 |
| Return yards | 111 | 71 |
| Passes | 6-28-3 | 16-28-1 |
| Punts | 8-36.9 | 8-36.6 |
| Fumbles-lost | 5-3 | 2-1 |
| Penalties-yards | 7-49 | 9-70 |

INDIVIDUAL STATISTICS

Rushing

CSU — Sapp 19-106; Childs 1-0; Sanders 1-(-4); Van Pelt 9-(-6); Holland 1-(-7).
TCU — Madison 19-111; Hobbs 20-77; Holts 3-13; Stillely 7-10; Dunbar 1-0; Team 2-(-14).

Passing

CSU — Van Pelt 4-19-1-24; Holland 2-8-2-26; Cuppari 0-1-0-0.
TCU — Stillely 16-28-1-141.

Receiving

CSU — Pittman 4-33; Dreessen 1-11; Cuppari 1-6.
TCU — Dunbar 6-71; Hobbs 3-10; Madise 2-18; Williams 2-12; Madison 1-12; McCarty 1-9; Harrell 1-9.

BOISE STATE 34, TCU 31

| | | | | | | |
|-------------|----|----|---|---|---|----|
| TCU | 14 | 10 | 7 | 0 | — | 31 |
| Boise State | 7 | 17 | 3 | 7 | — | 34 |

Attendance — 38,028

TEAM STATISTICS

| | TCU | BSU |
|-----------------|---------|---------|
| First Downs | 26 | 19 |
| Rushing yards | 57-280 | 29-117 |
| Passing yards | 214 | 325 |
| Return yards | 99 | 161 |
| Passes | 15-29-1 | 19-35-2 |
| Punts | 4-40.8 | 5-36.8 |
| Fumbles-lost | 2-2 | 0-0 |
| Penalties-yards | 6-57 | 6-70 |

INDIVIDUAL STATISTICS

Rushing

TCU — Hobbs 23-117; Hassell 19-110; Merrill 8-26; Rodgers 3-14; DePriest 1-14; Hayter 1-2; Kummer 2-(-3).
BSU — Mikell 16-101; Heck 6-11; Marks 3-7; Dinwiddie 2-0; Team 1-(-1); Bady 1-(-1).

Passing

TCU — Hassell 26-13-1-160; Kummer 2-2-0-54; McCarty 1-0-0-0.
BSU — Dinwiddie 35-19-2-325.

Receiving

TCU — Harrell 6-107; Rodgers 4-51; McCarty 2-2; Hobbs 1-45; Andrus 1-6; Harmon 1-3.
BSU — Acree 8-150; Smith 3-21; Schouman 2-24; Carpenter 1-54; Gilligan 1-28; Bady 1-26; Mikell 1-10; Weldon 1-9; Heck 1-3.

TCU 27, IOWA STATE 24

| | | | | | | |
|------------|----|----|---|---|---|----|
| TCU | 14 | 10 | 0 | 3 | — | 27 |
| Iowa State | 0 | 17 | 7 | 0 | — | 24 |

Attendance - 37,286

TEAM STATISTICS

| | TCU | ISU |
|---------------|---------|---------|
| First Downs | 21 | 12 |
| Rushes-yards | 46-135 | 25-34 |
| Passing yards | 275 | 254 |
| Return yards | 87 | 15 |
| Passes | 21-33-1 | 20-33-2 |
| Punts | 7-37.4 | 8-42.1 |
| Fumbles-lost | 2-2 | 2-2 |
| Penalties | 14-134 | 6-51 |

INDIVIDUAL STATISTICS

Rushing

TCU — Merrill 11-19, Brown 12-48, Massey 1-4, Rodgers 1-4, DePriest 1-2, Ballard 16-(-13), Team 4-(-19).
ISU — Meyer 12-27, Coleman 3-9, Team 1-(-1), Hicks 9-(-1).

Passing

TCU — Ballard 21-33-275.
ISU — Meyer 20-33-2-254.

Receiving

TCU — Rodgers 4-46, Bryant 4-35, DePriest 3-97, Massey 3-11, Moore 2-34, Grimmett 2-18, Pearson 1-14, Hecht 1-12, Merrill 1-8.
ISU — Blythe 5-15, Flynn 3-32, Barkema 3-24, Davis 3-15, Sumrall 2-41, Hicks 2-23, Nickel 2-14.

BOWL HISTORY

2006 SAN DIEGO COUNTY CREDIT UNION POINSETTIA BOWL

#25 TCU 37, No. Illinois 7 · Dec.

SAN DIEGO — Penned in by a bunch of tough Horned Frogs, Garrett Wolfe had nowhere to run.

The national rushing leader was held to 28 yards, a whopping 130 below his average, and No. 25 TCU won a Poinsettia Bowl mismatch against Northern Illinois 37-7.

While Wolfe was repeatedly stuffed by one of the nation's best defenses, led by end Tommy Blake, Horned Frogs quarterback Jeff Ballard ran for three touchdowns and threw for another.


Ballard looked like more of a running back as he scored on runs of 10, 1 and 6 yards. He threw a 6-yard TD pass to tight end Brent Hecht and finished with 258 passing yards.

TCU's Lonta Hobbs rushed for 114 yards and one TD. Wolfe came in leading the nation with an average of 158.3 yards rushing and 178.9 all-purpose yards.

The Horned Frogs, though, were fourth nationally in run defense after allowing only 67.6 yards per game. TCU kept alive its string of not allowing a 100-yard rusher, one of only four teams to do so this year.

Wolfe, who carried 20 times, came dangerously close to his career-low of 24 yards set in his first game, the 2004 season opener. The Huskies had only five first downs and 60 yards of total offense, compared to 23 first downs and 456 yards for TCU.

— Associated Press



2007 TEXAS BOWL

TCU 20, Houston 13 · Dec. 28, 2007

HOUSTON — Justin Watts had scored exactly one touchdown in his career at TCU before the Texas Bowl.

TD No. 2 marked the go-ahead touchdown early in the fourth quarter to help TCU to a 20-13 win over Houston.


The junior wove through the defense and danced into the end zone for an 8-yard touchdown run that made it 17-10 and gave TCU (8-5) its first lead of the game against its old Southwest Conference rival. He and Ryan Christian split carries against Houston (8-5) after starter Joseph Turner injured his knee in the first quarter and didn't return.

Quarterback Andy Dalton also ran for a touchdown for TCU. Dalton was 21-of-30 for 249 yards with one interception. Watts and Christian combined for 88 yards rushing on 12 carries.

A 15-yard leaping reception by Jimmy Young on third down kept the drive that ended in Watts' touchdown going. Young outjumped Carson Blackmon to grab the ball and managed to keep his left leg in bounds as he landed. It was initially ruled an incomplete pass, but the call was overturned after a review by officials.

The Cougars had a chance to tie it with less than 30 seconds to play but Case Keenum's pass sailed just beyond the fingertips of Jeron Harvey in the end zone. He had two more shots at the end zone, but the ball fell short on the first one and Chase Ortiz hit him as he threw the second one to end the game.

— Associated Press



2008 SAN DIEGO COUNTY CREDIT UNION POINSETTIA BOWL

#11 TCU 17, #9 Boise State 16 · Dec. 23, 2008

SAN DIEGO — Joseph Turner dove into the end zone for the winning score, and LaDainian Tomlinson went nuts on the sideline.

Turner's 17-yard run midway through the fourth quarter gave the No. 11 Horned Frogs their first lead of the night, during a 17-16 victory over No. 9 and previously undefeated Boise State in the Poinsettia Bowl.

BSU was trying to finish 13-0 for the second time in three seasons. The Broncos took a 10-0 lead on Ian Johnson's 20-yard touchdown run midway through the first quarter, but their high-scoring offense bogged down against TCU's fast, aggressive defense.

TCU piled up yards if not points until finally wearing down the Broncos' defense in the fourth quarter. The Horned Frogs moved 80 yards in 10 plays on the winning drive, with Turner finishing it off by shedding a tackle inside the 5-yard line and diving into the end zone for a 17-13 lead.

After Turner's TD, Boise State got to the TCU 14 before having to settle for Kyle Brotzman's 33-yard field goal to pull to 17-16.

The Broncos got the ball back with 6 seconds left on their 33 and tried to lateral the ball after a catch, but Jeremy Childs' desperation flip was grabbed by TCU's Matt Panfil.

TCU outgained Boise State 472 yards to 250.

— Associated Press



TCU 37, NORTHERN ILLINOIS 7

| | | | | | | |
|-------------------|---|----|----|---|---|----|
| Northern Illinois | 0 | 0 | 0 | 7 | — | 7 |
| TCU | 6 | 10 | 14 | 7 | — | 37 |

Attendance - 29,709

TEAM STATISTICS

| | NIU | TCU |
|---------------|----------|---------|
| First Downs | 5 | 23 |
| Rushes-yards | 29-(-20) | 46-198 |
| Passing yards | 80 | 258 |
| Return yards | 122 | 127 |
| Passes | 6-19-1 | 19-29-0 |
| Punts | 9-40.6 | 6-27.3 |
| Fumbles-lost | 1-0 | 2-0 |
| Penalties | 0-0 | 7-80 |

INDIVIDUAL STATISTICS

Rushing

NIU — Wolfe 20-28, Anderson 3-4, Britt 1-(-4), Nicholson 5-(-48).

TCU — Hobbs 18-19, Brown 14-52, Ballard 11-19, Massey 3-18.

Passing

NIU — Nicholson 6-18-1-80. Morris 0-1-0-0.

TCU — Ballard 19-29-0-258

Receiving

NIU — Carter 2-14, Wolfe 2-2, Simon 1-62, Davis 1-2.

TCU — Harmon 6-94, Hobbs 3-61, Moore 2-26, Reagan 2-23, Bryant 2-20, Andrus 1-12, Brown 1-8, Massey 1-8, Hecht 1-6.

TCU 20, HOUSTON 13

| | | | | | | |
|---------|---|---|---|----|---|----|
| Houston | 7 | 3 | 0 | 3 | — | 13 |
| TCU | 0 | 7 | 3 | 10 | — | 20 |

Attendance — 62,097

TEAM STATISTICS

| | UH | TCU |
|-----------------|---------|---------|
| First Downs | 20 | 19 |
| Rushing yards | 30-32 | 39-116 |
| Passing yards | 335 | 249 |
| Return yards | 83 | 120 |
| Passes | 23-38-0 | 21-30-1 |
| Punts | 6-50.2 | 7-37.6 |
| Fumbles-lost | 0-0 | 0-0 |
| Penalties-yards | 6-73 | 11-85 |

INDIVIDUAL STATISTICS

Rushing

UH — Alridge 15-29, Kohn 1-5, Ganaway 1-0, Keenum 13-(-2).

TCU — Watts 12-46, 1 TD, Christian 12-42, Dalton 11-17, 1 TD, Turner 3-10, Dickerson 1-1.

Passing

UH — Keenum, 23-38-0-335.

TCU — Dalton, 21-31-1-249.

Receiving

UH — Avery 10-120, McDaniel 5-55, Harvey 4-64, Kohn 1-67, 1 TD, Gilbert 1-16, Castile 1-9, Alridge 1-4.

TCU — Dickerson 3-57, Bryant 3-56, Reagan 3-35, Christian 3-30, Kerley 3-15, B. Johnson 2-17, Young 1-15, Turner 1-12, Frosch 1-9, Watts 1-3.

TCU 17, BOISE STATE 16

| | | | | | | |
|-------------|----|---|---|---|---|----|
| Boise State | 10 | 3 | 0 | 3 | — | 16 |
| TCU | 0 | 7 | 3 | 7 | — | 17 |

Attendance - 34,628

TEAM STATISTICS

| | BSU | TCU |
|---------------|---------|---------|
| First Downs | 15 | 28 |
| Rushes-yards | 20-28 | 51-275 |
| Passing yards | 222 | 197 |
| Return yards | 153 | 105 |
| Passes | 22-35-1 | 22-36-2 |
| Punts | 4-48.0 | 4-32.0 |
| Fumbles-lost | 2-1 | 1-0 |
| Penalties | 4-25 | 6-63 |

INDIVIDUAL STATISTICS

Rushing

BSU — Johnson 7-28, 1 TD, Harper 3-6, Perretta 5-4, Avery 2-1, Moore 2-(-10).

TCU — Brown 14-12, 1 TD, Turner 16-84, 1 TD, Dalton 16-84, Kerley 4-10, Christian 1-6

Passing

BSU — Moore 22-35-1-222.

TCU — Dalton 22-35-1-197, Kerley 0-1-1-0.

Receiving

BSU — Childs 7-61, Pettis 4-64, Johnson 3-(-5), Perretta 2-78, Hawkins 2-10, Avery 1-6, Bissell 1-3, Brockel 1-3, Martin 1-1.

TCU — Bryant 6-67, Christian 6-53, Young 5-62, Brown 2-(-3), Reagan 1-11, Clay 1-7, Turner 1-0.

BOWL HISTORY

2016 TOSTITOS FIESTA BOWL

#6 Boise St. 17, #3 TCU 10 · Jan. 4,

PHOENIX, Ariz. — Boise State reached into its bag of tricks again and stunned TCU in a Fiesta Bowl duel of unbeaten BCS busters. It was the first time two schools from leagues without automatic BCS bids have met in one of college football's biggest bowls.

After the Broncos pulled off a gutsy fake punt at their own 33-yard line, Doug Martin scored the decisive touchdown to give No. 6 Boise State a 17-10 victory over third-ranked TCU.

A 10-10 stalemate came alive when punter Kyle Brotzman hit wide-open Kyle Efaw with a 30-yard strike with about 9 minutes to play. Four plays later, Martin dove over a tackler from 2 yards out as the Broncos became the second school ever to go 14-0, joining Ohio State in 2002.

The Broncos caught the Horned Frogs napping on the fake punt by Brotzman. Kellen Moore then completed three straight passes to advance to the 2, and Martin scored to put Boise State up 17-10 with 7:21 to go.

TCU took over at its own 1 with 1:06 remaining and marched to the Boise State 30 before cornerback Brandyn Thompson disrupted a pass by Andy Dalton, and Winston Venable picked it off to end the threat. Thompson set up the winning drive with his second interception of the game. He returned his first pick 51 yards for the game's first score.

TCU's touchdown came on a 30-yard pass from Dalton to Curtis Clay that pulled the Frogs to within 10-7 at halftime.

— Associated Press



2011 ROSE BOWL

#3 TCU 21, #5 Wisconsin 19 · Jan. 1, 2011

PASADENA, Calif. — Andy Dalton threw a touchdown pass and ran for a score, linebacker Tank Carder swatted down a 2-point conversion pass attempt with 2 minutes to play, and No. 3 TCU completed a perfect season with its first Rose Bowl victory, 21-19 over fourth-ranked Wisconsin on Saturday.

Bart Johnson caught an early TD pass and recovered a late onside kick for the Mountain West champion Horned Frogs (13-0), who followed up their second straight unbeaten regular season by busting the BCS in dramatic fashion.


Dalton passed for 219 yards for TCU, which won't win the national title - that will go to either Auburn or Oregon. They meet in the BCS championship game in nine days.

Luke Shivers' 1-yard TD run put TCU ahead 21-13 early in the third quarter, but neither team scored again until Wisconsin mounted a 77-drive in the waning minutes. Montee Ball rushed for a 4-yard score with 2 minutes to play, but Carder made a perfectly timed leap at the line to bat down Scott Tolzien's throw to the end zone. The intended receiver was open in the end zone.

Dalton went 15 for 23 and rushed for a first-quarter score, winning the game's offensive MVP award. But the defense deserved the credit for hanging on when TCU couldn't score in the game's final 26 minutes.

Carder was the leader all game and the man at the end.

— Associated Press



2011 SAN DIEGO COUNTY CREDIT UNION POINSETTIA BOWL

#16 TCU 31, La. Tech 24 · Dec. 21,

SAN DIEGO - Casey Pachall and the TCU Horned Frogs are headed to the Big 12 Conference on an eight-game winning streak.

Pachall highlighted a record-setting game with a 42-yard touchdown pass to Skye Dawson with 4:26 left to lift No. 16 TCU to a 31-24 victory against Louisiana Tech in the Poinsettia Bowl on Wednesday night.


It was the eighth straight victory for Mountain West Conference champion TCU (11-2), which moves to the Big 12 next year. It was the third time this season TCU overcame a fourth-quarter deficit to win, including a 36-35 victory at Boise State on Nov. 12, the Broncos' only loss.

Pachall was 15 of 29 for 206 yards. He set school single-season records with 228 completions, 2,921 yards and a completion percentage of 66.5, breaking marks previously held by Andy Dalton.

On the winning play, the sophomore took the snap in the shotgun and Dawson ran past safety Chad Boyd to pull in the long pass.

The Horned Frogs, who beat Wisconsin in the Rose Bowl last season, had hoped to make it to a BCS bowl for the third straight season.

— Associated Press



BOISE STATE 17, TCU 10

| | | | | | | |
|-------------|---|---|---|---|---|----|
| Boise State | 7 | 3 | 0 | 7 | — | 17 |
| TCU | 0 | 7 | 3 | 0 | — | 10 |

Attendance — 73,227

TEAM STATISTICS

| | BSU | TCU |
|-----------------|---------|---------|
| First Downs | 16 | 17 |
| Rushing yards | 32-77 | 36-20 |
| Passing yards | 240 | 272 |
| Return yards | 161 | 153 |
| Passes | 24-40-0 | 25-44-3 |
| Punts | 8-44.4 | 8-48.4 |
| Fumbles-lost | 1-1 | 2-0 |
| Penalties-yards | 7-70 | 7-53 |

INDIVIDUAL STATISTICS

Rushing

BSU — Martin 16-42, 1 TD, Avery 12-20, Young 3-16, Moore 1-(-1)
TCU — Turner 7-22, Tucker 1-9, Wesley 2-8, Jackson 1-7, Dalton 9-(-10)

Passing

BSU — Ke. Moore 23-39-0-211; Brotzman 1-1-0-29.
TCU — Dalton 25-44-3-272

Receiving

BSU — Young 8-72, Efaw 4-75, Ki, Moore 4-28, Potter 2-21, Burroughs 2-9, Gallarda 1-16, Avery 1-13, Pettis 1-5, Martin 1-1
TCU — Kerley 6-65, Christian 5-40, Young 4-68, Hicks 4-45, B. Johnson 3-12, Clay 2-39, 1 TD, Tucker 1-3

TCU 21, WISCONSIN 19

| | | | | | | |
|-----------|----|---|---|---|---|----|
| Wisconsin | 10 | 3 | 0 | 6 | — | 19 |
| TCU | 14 | 0 | 7 | 0 | — | 21 |

Attendance — 94,118

TEAM STATISTICS

| | WIS | TCU |
|-----------------|---------|---------|
| First Downs | 20 | 18 |
| Rushing yards | 46-226 | 26-82 |
| Passing yards | 159 | 219 |
| Return yards | 171 | 248 |
| Passes | 12-21-0 | 15-23-0 |
| Punts | 3-42.0 | 4-36.5 |
| Fumbles-lost | 1-0 | 0-0 |
| Penalties-yards | 6-41 | 4-20 |

INDIVIDUAL STATISTICS

Rushing

WIS — Ball 22-132; Clay 11-76; White 8-23; Nortman 1-11; Tolzien 4-(-16).
TCU — Dalton 9-28, 1 TD; James 4-24; Tucker 4-15; Wesley 4-13; Kerley 2-5; Shivers 1-1, 1 TD.

Passing

WIS — Tolzien 12-21-0-159.
TCU — Dalton 15-23-1-219.

Receiving

WIS — Kendricks 4-36; Toon 3-46; Gilreath 2-23; Ewing 1-28; Abbrederis 1-16; Anderson 1-10.
TCU — Kerley 6-58; Young 5-57; Boyce 1-44; Wesley 1-33; B. Johnson 1-23, 1 TD; Hicks 1-4.

TCU 31, LOUISIANA TECH 24

| | | | | | | |
|----------------|---|----|----|----|---|----|
| TCU | 0 | 10 | 7 | 14 | — | 31 |
| Louisiana Tech | 3 | 7 | 14 | 0 | — | 24 |

Attendance — 24,607

TEAM STATISTICS

| | TCU | LAT |
|-----------------|---------|---------|
| First Downs | 22 | 19 |
| Rushing yards | 51-190 | 27-96 |
| Passing yards | 206 | 264 |
| Return yards | 140 | 134 |
| Passes | 15-29-1 | 21-43-1 |
| Punts | 5-43.8 | 5-43.2 |
| Fumbles-lost | 1-1 | 2-1 |
| Penalties-yards | 7-66 | 6-31 |

INDIVIDUAL STATISTICS

Rushing

TCU — Wesley 16-77, 1 TD; James 14-51; Pachall 8-31; Tucker 7-18 1 TD; Carter 1-15; Shivers 2-2; Dawson 1-(-1), Team 2-(-3).
LAT — Lee 20-64, 1 TD; Cameron 6-23; Patton 1-9.

Passing

TCU — Pachall 15-29-1-206.
LAT — Cameron 21-43-1-264.

Receiving

TCU — Boyce 5-66; Dawson 4-85, 1 TD; Porter 2-22; L. Brock 1-11; Shivers 1-10; Tucker 1-7; Jones 1-5.
LAT — White 7-110, 1 TD; Patton 5-67, 1 TD; Ikharo 4-41; Casey 2-23; Isham 2-13; Gru 1-9.

BOWL HISTORY

2012 BUFFALO
WILD WINGS BOWL

Michigan State 17, TCU 16 · Dec.

TEMPE, Ariz. — Dan Conroy kicked a 47-yard field goal with 1:01 left, Le'Veon Bell ran for 145 yards, and Michigan State rallied to beat TCU 17-16 in the Buffalo Wild Wings Bowl.

Michigan State labored through the first half before going on a 90-yard march capped by Connor Cook's 15-yard touchdown pass to Aaron Burbridge in the third quarter. The Spartans recovered a muffed TCU punt at the 4-yard line midway through the fourth quarter, and Bell scored two plays later by racing around left end for a 14-13 lead.

TCU rallied to set up Jaden Oberkrom for a 53-yard field goal but left Conroy too much time for his second straight postseason game-winner.

Bell, who entered the game as the nation's third-leading rusher, had nowhere to go early on. Filling holes inside and stringing plays out toward the sidelines, TCU stuffed the back on nearly every touch, holding him to 38 yards on 11 carries in the first half. MSU produced only three first downs and 76 total yards in the opening stanza.

The Frogs started gashing the Spartans for decent-sized chunks with their option midway through the first quarter, setting up Matthew Tucker's 4-yard touchdown on an end-around.

Oberkrom followed with a 47-yard field goal and added another from 31 yards after Trevone Boykin hit Josh Boyce on a 61-yard pass to put TCU up 13-0 at halftime. Boykin threw for 201 yards for TCU.

— Associated Press

2014 CHICK-FIL-A
PEACH BOWL

#6 TCU 42, #9 Ole Miss 3 · Dec. 31,

ATLANTA — No. 6 TCU rode three touchdown passes from Trevone Boykin and a dominant defense to a 42-3 rout of No. 9 Ole Miss in the Chick-fil-A Peach Bowl.

Josh Doctson had two touchdown catches and Aaron Green ran for a score and added a touchdown reception for the Horned Frogs (12-1).

Bo Wallace threw three interceptions, including one caught in the Rebels' end zone by defensive end James McFarland for a touchdown.

The action was as lopsided as the score. TCU finished with 423 yards and allowed only 129 to Ole Miss. The Rebels were held to 9 yards rushing in the biggest margin of victory in Peach Bowl history.

TCU led 28-0 at halftime.

Ole Miss ranked first in the nation with its average of only 13.8 points allowed. Turnovers and TCU's quick-strike offense were too much to overcome.

Wallace completed only 10 of 23 passes for 109 yards.

The Horned Frogs turned two Ole Miss turnovers into 14 points. On the Rebels' third snap of the game, a pass from Wallace was picked off by safety Chris Hackett.

Late in the half, Wallace tried to avoid a safety when pressured in his end zone by tossing the ball away, but McFarland snatched the ball up before it hit the turf for an instant touchdown and a 28-0 lead.

Wallace was sacked five times - all in the first half.

The rout continued in the third quarter as Boykin threw a touchdown passes of 27 yards to Doctson. The scoring catch moved Doctson past Reggie Harrell's team-record total of 1,012 yards receiving in 2003.

— Associated Press

2016 VALERO
ALAMO BOWL

#11 TCU 47, #15 Oregon 41 · Jan. 2,

SAN ANTONIO — Bram Kohlhausen's 8-yard touchdown run in the third overtime carried No. 11 TCU to a wild 47-41 victory over No. 15 Oregon in the Alamo Bowl as the Horned Frogs stormed back from a 31-0 halftime deficit behind a backup quarterback. The 31-point comeback to win tied the record for a bowl game, matching Texas Tech in the 2006 Insight Bowl against Minnesota.

Oregon stormed to the big lead early behind quarterback Vernon Adams Jr., but he was knocked out of the game late in the second quarter after taking a hard hit to the head. Oregon gained only 18 yards in regulation in the second half.


Kohlhausen started in place of TCU's Trevone Boykin and passed for 351 yards and two touchdowns and ran for two more scores.

After trailing 31-0 at halftime, TCU scored on all of its possessions in the second half and overtime. The Horned Frogs started their march back with 17 points in the third quarter, twice scoring touchdowns on fourth down. Kohlhausen threw a touchdown pass to Jaelen Austin, then ran 2 yards for his first score.

Jaden Oberkrom's 22-yard field goal with 19 seconds left tied it, and TCU scored first in the first overtime when Kohlhausen hit Emanuel Porter for a 7-yard touchdown. Oregon answered with Royce Freeman's third touchdown run.

After the teams exchanged field goals in the second overtime, Kohlhausen sneaked around the right end on an option, and seemingly disappeared behind his blockers until he was in the end zone. TCU's 2-point conversion pass attempt failed, but Oregon's final chance to tie and keep the game going ended with an incomplete pass on fourth down near the goal line.

— Associated Press



MICHIGAN STATE 17, TCU 16

| | | | | | | |
|----------------|---|---|---|----|---|----|
| TCU | 7 | 6 | 0 | 3 | — | 16 |
| Michigan State | 0 | 0 | 7 | 10 | — | 17 |

Attendance - 44,617

TEAM STATISTICS

| | TCU | MSU |
|---------------|---------|---------|
| First Downs | 13 | 13 |
| Rushes-yards | 30-87 | 42-123 |
| Passing yards | 201 | 104 |
| Return yards | 89 | 104 |
| Passes | 13-29-1 | 11-27-0 |
| Punts | 7-39.3 | 11-43.7 |
| Fumbles-lost | 1-1 | 1-0 |
| Penalties | 5-39 | 7-72 |

INDIVIDUAL STATISTICS

Rushing

TCU — Boykin 13-37; Tucker 8-28, 1 TD; Catalan 7-20; S. Dawson 1-2; Team 1-0.
MSU — Bell 32-145, Cook 3-11, Hill 1-(-1), Team 1-(-2), Maxwell 5-(-19).

Passing

TCU — Boykin 13-29-1-201.
MSU — Maxwell 6-15-0-28; Cook 4-11-0-47; Bell 1-1-0-29.

Receiving

TCU — Boyce 5-91; L. Brown 2-34; B. Carter 2-11; Tucker 2-0; C. White 1-6.
MSU — Sims 3-24; Burbridge 3-22, 1 TD; Bell 2-13; Hammock 1-29; Lippett 1-12; Mumphy 1-4.

TCU 42, OLE MISS 3

| | | | | | | |
|----------|----|----|----|---|---|----|
| Ole Miss | 0 | 0 | 0 | 3 | — | 3 |
| TCU | 14 | 14 | 14 | 0 | — | 42 |

Attendance - 65,706

TEAM STATISTICS

| | MISS | TCU |
|---------------|---------|---------|
| First Downs | 10 | 24 |
| Rushes-yards | 37-9 | 42-177 |
| Passing yards | 120 | 246 |
| Return yards | 166 | 72 |
| Passes | 11-27-3 | 27-37-3 |
| Punts | 8-43.1 | 4-42.2 |
| Fumbles-lost | 2-1 | 2-1 |
| Penalties | 6-44 | 5-55 |

INDIVIDUAL STATISTICS

Rushing

TCU — Green 18-68; Boykin 10-65; Johnson 8-31; Hicks 4-6; Murphy 1-4; Echols-Luper 1-3.
MISS — Mathers 7-26; Kincade 3-5; Wilkins 4-3; Walton 8-3; Team 1-(-14); Wallace 14-(-14).

Passing

TCU — Boykin 22-31-3-187; Kohlhausen 4-5-0-28.
MISS — Wallace 10-23-3-109; Kincade 1-3-0-11; Team 0-1-0-0.

Receiving

TCU — Doctson 6-59; Slanina 3-16; D. Porter 3-15; Green 2-46; E. Porter 2-20; Gray 2-18; Moore 2-12; Gilbert 1-8; White 1-8; Story 1-2; Boykin 1-(-2).
MISS — Pack 4-55; Core 3-28; Mathers 1-11; Engram 1-11; Adeboyejo 1-10; Walton 1-5.

TCU 47, OREGON 41 (30T)

| | | | | | | | | | |
|--------|----|----|----|----|---|---|---|---|----|
| Oregon | 21 | 10 | 0 | 0 | 7 | 3 | 0 | — | 41 |
| TCU | 0 | 0 | 17 | 14 | 7 | 3 | 6 | — | 47 |

Attendance - 64,569

TEAM STATISTICS

| | ORE | TCU |
|---------------|---------|---------|
| First Downs | 21 | 27 |
| Rushes-yards | 48-186 | 47-174 |
| Passing yards | 233 | 371 |
| Return yards | 124 | 11 |
| Passes | 20-35-0 | 30-47-1 |
| Punts | 7-32.4 | 5-36.0 |
| Fumbles-lost | 4-1 | 1-0 |
| Penalties | 5-24 | 8-83 |

INDIVIDUAL STATISTICS

Rushing

TCU — Green 25-101; Kohlhausen 11-45; Turpin 5-16; Hicks 6-12.
ORE — Freeman 26-130; Brooks-James 3-50; Griffin 4-41; Buckner 1-10; Nelson 2-6; Benoit 2-5; Adams, Jr. 4-(-8); Lockie 3-(-17).

Passing

TCU — Kohlhausen 28-45-1-351; James 1-1-0-0; Sawyer 1-1-0-0.
ORE — Adams, Jr. 13-19-0-197; Lockie 7-15-0-36; Wheeler 0-1-0-0.

Receiving

TCU — Nixon 9-71; Turpin 5-65; Austin 4-67; Porter 4-53; Green 2-56; Stewart 2-39; Hicks 2-2; James 1-19.
ORE — Carrington 7-107; Addison 5-29; Stanford 3-32; Freeman 2-23; Nelson 2-12; Baylis 1-30.

BOWL HISTORY

2016 AUTOZONE LIBERTY BOWL

Georgia 31, TCU 23 · Dec. 30, 2016

MEMPHIS, Tenn. - No matter how difficult it was to find running room early on, Georgia kept trying to establish its ground attack.

That stubborn approach eventually paid off.

Nick Chubb and Sony Michel combined to rush for 229 yards and two touchdowns Friday as Georgia came from behind in the fourth quarter to beat TCU 31-23 in the AutoZone Liberty Bowl.

Chubb rushed for 142 yards and a touchdown on 17 carries, while Michel ran for 87 yards and a score on 16 attempts.

Held in check for much of the game, Chubb closed the third quarter with a 48-yard burst that set up Rodrigo Blankenship's field goal to put Georgia ahead 24-23 with 13:27 left. Chubb then rushed for 57 yards in the final period, including a 13-yard touchdown with 2:48 remaining.

Missed opportunities proved costly for the Horned Frogs, who led 16-7 in the first half and carried a 23-21 advantage into the fourth quarter.

Kenny Hill threw a pair of touchdown passes to John Diarse and also ran for a third score.



— Associated Press

2017 VALERO ALAMO BOWL

#13 TCU 39, #15 Stanford 37 · Dec.

SAN ANTONIO —


Kenny Hill passed for two touchdowns, ran for another and even caught one as No. 13 TCU rallied from a big early deficit to beat 15th-ranked Stanford 39-37 in the Valero Alamo Bowl.

Cole Bunce's 33-yard field goal with just over 3 minutes to play won it for the Horned Frogs (11-3), who trailed 21-3 before storming back behind big plays from Hill and a 76-yard punt return from Desmond White. TCU rallied from 31 down to beat Oregon in the 2016 Alamo Bowl.

Stanford (9-5) running back Bryce Love, a Heisman Trophy finalist, rushed for 145 yards and had a 69-yard touchdown run in the third quarter. K.J. Costello had three touchdown passes to J.J. Arcega-Whiteside, the last one giving Stanford a 37-36 lead.

Hill then drove TCU to Bunce's game-winner. The Horned Frogs defense sealed it with an interception by Innis Gaines with 2:01 left.

Hill finished with 314 yards passing, a team-high 60 yards rushing and caught a 27-yard TD pass from White in his final game.



— Associated Press

2018 CHEEZ-IT BOWL

TCU 10, California 7 (OT) · Dec. 26, 2018

PHOENIX — Following an interception by Jawuan Johnson on Cal's possession in the first overtime, Jonathan Song hit a 27-yard field goal to lift TCU to a 10-7 victory in the Cheez-It Bowl at Chase Field.

Sewo Olonilua ran for a TCU bowl record 194 yards on a career-high 32 carries to earn Cheez-It Bowl Offensive MVP honors in a game that was a defensive slugfest.

The Horned Frogs had five of those interceptions from five different players, tying for the single-game high in head coach Gary Patterson's tenure.

Cal scored first on a 4-yard touchdown by Chase Garbers in the first quarter, but picks by Julius Lewis, Niko Small and Jeff Gladney kept the deficit to a minimum heading into the locker room at halftime.

TCU got on the scoreboard with three seconds remaining in the third quarter when Olonilua powered his way into the end zone from the 1-yard line to tie the game and set up Song's game-winner in overtime.

The victory gives the Frogs a winning record for the 15th time in Patterson's 18 years as head coach at TCU as they finish the 2018 campaign at 7-6.



— GoFrogs.com

GEORGIA 31, TCU 23

| | | | | | | |
|---------|---|---|---|----|---|----|
| Georgia | 7 | 7 | 7 | 10 | — | 31 |
| TCU | 9 | 7 | 7 | 0 | — | 23 |

Attendance - 51,087

TEAM STATISTICS

| | UGA | TCU |
|---------------|---------|---------|
| First Downs | 17 | 17 |
| Rushes-yards | 44-248 | 39-175 |
| Passing yards | 164 | 146 |
| Return yards | 83 | 149 |
| Passes | 12-21-0 | 18-28-0 |
| Punts | 5-34.8 | 3-40.3 |
| Fumbles-lost | 2-1 | 2-2 |
| Penalties | 7-45 | 2-10 |

INDIVIDUAL STATISTICS

Rushing

TCU — Hicks 15-88; Hill 17-72; Anderson 4-12; Turpin; 2-3; Olonilua 1-0
UGA — Chubb 17-142; Michel 15-87; Ramsey 1-11; Eason 6-7; McKenzie 1-3; Herrien 2-1

Passing

TCU — Hill 18-27-0-146; Diarse 0-1-0-0;
UGA — Eason 12-21-0-164

Receiving

TCU — Hicks 5-21; Graham 3-37; Stewart 3-29; White 2-21; Diarse 2-19; Sianina 1-10; Johnson 1-6; Anderson 1-3
UGA — McKenzie 4-103; Wims 3-11; Michel 2-39; Nauta 2-8; Godwin 1-3

TCU 39, STANFORD 37

| | | | | | | |
|----------|----|---|----|----|---|----|
| Stanford | 14 | 7 | 10 | 6 | — | 37 |
| TCU | 3 | 7 | 13 | 16 | — | 39 |

Attendance — 57,653

TEAM STATISTICS

| | STAN | TCU |
|-----------------|---------|---------|
| First Downs | 17 | 21 |
| Rushing yards | 34-157 | 26-147 |
| Passing yards | 212 | 341 |
| Return yards | 155 | 148 |
| Passes | 15-27-2 | 28-41-2 |
| Punts | 4-48.8 | 2-36.5 |
| Fumbles-lost | 1-0 | 1-1 |
| Penalties-yards | 3-15 | 1-4 |

INDIVIDUAL STATISTICS

Rushing

STAN — Love 26-145; Speights 2-15; Scarlett 5-4; Costello 1-(-7).
TCU — Hill 9-60; Olonilua 5-58; Hicks 6-40; Snell 1-4; Nunez 1-1; Turpin 1-(-7); Team 3-(-9).

Passing

STAN — Costello 15-27-2-212.
TCU — Hill 27-40-2-314; White 1-1-0-27.

Receiving

STAN — Arcega-Whiteside 5-61; Weddington 3-41; Irwin 3-17; Scarlett 2-85; Schultz 2-8.
TCU — Hicks 8-25; Regaor 5-169; Olonilua 4-31; White 3-33; Turpin 3-12; Diarse 2-32; Hill 1-27; Stewart 1-12; Snell 1-0.

TCU 10, CALIFORNIA 7 (OT)

| | | | | | | |
|------------|---|---|---|---|---|----|
| California | 7 | 0 | 0 | 0 | — | 7 |
| TCU | 0 | 0 | 7 | 0 | 3 | 10 |

Attendance — 33,121

TEAM STATISTICS

| | CAL | TCU |
|-----------------|---------|--------|
| First Downs | 14 | 16 |
| Rushing yards | 30-100 | 59-262 |
| Passing yards | 164 | 28 |
| Return yards | 36 | 245 |
| Passes | 17-33-5 | 8-21-4 |
| Punts | 9-38.9 | 6-44.7 |
| Fumbles-lost | 0-0 | 0-0 |
| Penalties-yards | 3-20 | 3-30 |

INDIVIDUAL STATISTICS

Rushing

CAL — Brown Jr. 14-57; Laird 7-29; Garbers 7-23; Hawkins 1-(-1); Forrest 1-(-8).
TCU — Olonilua 32-194; Demercado 13-51; Reagor 3-9; Muehlstein 9-8; Barber 1-4; Rogers 1-(-4).

Passing

CAL — Garbers 12-19-3-93; Forrest 5-14-2-71.
TCU — Muehlstein 7-20-4-27; Rogers 1-1-0-1.

Receiving

CAL — Remigio 5-21; Ways 3-37; Brown Jr. 3-14; Noa 2-43; Duncan 1-33; Castles 1-15; Bunting 1-4; Laird 1-(-3).
TCU — Meeking 2-4; Barber 2-3; Austin 1-15; Stewart 1-4; Olonilua 1-1; Davis 1-1.

RAGS MATTHEWS (1925-27)

Raymond (Rags) Matthews became the first player in TCU football history to earn All-America honors in 1927, during his second straight All-Southwest Conference season as an end. Matthews was somewhat of a rags to riches story. A product of Polytechnic High School of Fort Worth, he was regarded as a big and awkward but unusually aggressive recruit. As a sophomore, he was used at guard. Prior to his junior year, Rags was shifted to end. He became the third person in TCU annals to earn varsity letters in four sports. Before picking up his diploma, Matthews had numerals for football, basketball, baseball and track. "The Raggedy Man," as he was called by some scribes, made a reputation for himself and his school with his taunting, verbal challenges to opposing players.



JIMMY LAWRENCE (1933-35)

Jimmy Lawrence may be the most underrated player in the history of Frogs football, playing his most brilliant football in the shadow of the great Sam Baugh. Lawrence had three great seasons for TCU, leading the team in rushing in 1933 and 1935 and in scoring in 1934 and 1935, while also tying as leading receiver in 1935. The native of Harlingen, Texas, was described as "the heart of the Frogs' power attack and one of Sam Baugh's best targets in the forward pass." Primarily a halfback, Lawrence also served as the team's punter and played safety on defense. He was named All-Southwest Conference as a sophomore and as a senior. Legend has it that he would have made it as a junior if he hadn't punched out the umpire in a game that season. Lawrence played professionally for the Chicago Bears from 1936-38 and for the Green Bay Packers from 1939-41.



ALL-TIME LEGENDS

CY LELAND (1928-30)

Cy Leland stands out as one of the most successful multi-sport athletes in TCU history, as he ranks as one of the school's best both on the football field and on the track. An All-Southwest Conference halfback on the Frogs' 1929 unbeaten conference championship team, Leland rushed for 100 yards four times in his career and three times in 1929. His 13 rushing touchdowns that season stood as a school record for 26 years, while his 17 career scores sat at the top of the TCU career charts until 1956. He led the nation in 1929 with a 7.2 yards per attempt rushing average, and his 93-yard punt return for a touchdown against Baylor that season remains the school record. Despite his football exploits, Leland's crowning athletic achievement came on the track, as he tied the world record in the 100-yard dash with a mark of 9.4 seconds at the 1930 Kansas Relays.



DARRELL LESTER (1933-35)

One of TCU's all-time two-way line performers, Darrell "Iron Man" Lester carved his niche into SWC football lore during the early 1930s. Called "Iron Man" because of his burning desire to play every second, Lester anchored the Horned Frogs football team from 1933 to 1935, winning a total of 30 ball games, including captaining the 1935 12-1 squad. A native of Jacksboro, Texas, the 220-pound Lester not only was a consensus-choice All-American selection in 1934 – the university's first ever – but he repeated those honors after the 1935 season, becoming the Southwest Conference's first two-time All-America player (1934 and 1935). Lester helped TCU to a stirring 3-2 Sugar Bowl victory over LSU. Lester performed for a pair of seasons with the Green Bay Packers (1937 and 1938) before a shoulder injury forced his early retirement from the sport. A founder of the Bluebonnet Bowl, he was inducted into the College Football Hall of Fame in 1988.



ALL-TIME LEGENDS

DUTCH MEYER (HEAD COACH 1934-52)

L.R. (Dutch) Meyer ranks as one of college football's true coaching legends, leading the Horned Frogs as head coach from 1934 to 1953 and then as the director of athletics from 1950-63. Under his guidance, the Frogs won two national championships (1935 and 1938) and a trio of Southwest Conference titles. During that 20-year period "The Saturday Fox" – a master of the major upset – helped TCU to a 138-82-15 record as well as posting an 85-71 varsity baseball mark. An innovator, inspirational orator and football tactician of immense talents, Meyer introduced to college football the spread offense, thus enhancing the passing game with the help of two of the greatest passers in the game: Davey O'Brien and Sammy Baugh. Meyer spent his entire career at TCU, gaining the nickname in the Fort Worth area of "Mr. Football." He began his Horned Frog career as the freshman coach in 1923 before gaining the head coaching position in 1934. He led TCU to seven bowl games.



THE DUTCH MEYER YEARS

| Year | Wins | Losses | Ties | Pct. |
|---------------|------------|-----------|-----------|-------------|
| 1934 | 8 | 4 | 0 | .667 |
| 1935* | 12 | 1 | 0 | .923 |
| 1936 | 9 | 2 | 2 | .923 |
| 1937 | 4 | 4 | 2 | .500 |
| 1938# | 11 | 0 | 0 | 1.000 |
| 1939 | 3 | 7 | 0 | .300 |
| 1940 | 3 | 7 | 0 | .300 |
| 1941 | 7 | 3 | 1 | .682 |
| 1942 | 7 | 3 | 0 | .700 |
| 1943 | 2 | 6 | 0 | .250 |
| 1944# | 7 | 3 | 1 | .682 |
| 1945 | 5 | 5 | 0 | .500 |
| 1946 | 2 | 7 | 1 | .250 |
| 1947 | 4 | 5 | 2 | .455 |
| 1948 | 4 | 5 | 1 | .450 |
| 1949 | 6 | 3 | 1 | .650 |
| 1950 | 5 | 5 | 0 | .500 |
| 1951# | 6 | 5 | 0 | .556 |
| 1952 | 4 | 4 | 2 | .500 |
| Totals | 109 | 79 | 13 | .575 |

Notes: *-National Champs; #-SWC Champs

SAM BAUGH (1934-36)

Perhaps no other player made a more powerful impact on football in the Southwest than did Slingin' Sammy Baugh of TCU during the 1930s. A flawless passer, a dandy punter and a gifted defensive back, the angular Baugh was called by Dutch Meyer "the greatest athlete I ever saw." Generally considered the first of the great passers in college football, all Baugh did was rewrite the SWC and TCU passing and punting record books and sprinkle in a few interception (not thrown but caught) marks for good measure. Some of his school records stood for over 50 years. In three years (1934-35-36), Baugh, whose jersey was formally retired by TCU in 1993, deftly helped the Horned Frogs to 29 victories, a Sugar Bowl crown and a Cotton Bowl title. The Sweetwater, Texas native was a unanimous two-time All-SWC selection and a consensus All-American in 1936. He later became a nine-time All-Pro during his 16 illustrious seasons with the Washington Redskins. Baugh is a member of every collegiate and professional football hall of fame.




JOHNNY VAUGHT (1934-36)

Rare individuals come along who leave their Hall of Fame marks on the gridiron as both a player and coach; former TCU great Johnny Vaught managed to pull it off, captaining the Horned Frogs' 1932 conference championship and heading the Ole Miss football program for a quarter century. From 1930-32, he earned All-Southwest Conference honors twice and consensus All-America honors as a guard. Vaught, the first genuine All-American footballer developed and displayed on the Fort Worth playing fields, served as a standout lineman for the Horned Frogs teams during the 1930-31-32 campaigns. He helped the team to a 28-4-2 record and its second-ever SWC championship under the leadership of Coach Francis Schmidt. Vaught began his coaching career at North Carolina from 1936-41. In 1946, he assisted at Ole Miss for a year before moving up to head coach in 1947. In his 25-season tenure with the Rebels, 18 of his teams went to bowl games, 10 rated in the nation's Top 10, and four ranked among the top five. He led the school to six Southeastern Conference titles and compiled 190 victories before retiring in 1970. An election to the National Football Foundation Hall of Fame followed soon after in 1979.



DAVEY O'BRIEN (1936-38)

Davey O'Brien became the first person to win the Heisman, Walter Camp and Maxwell trophies as the nation's outstanding football player. After directing the Horned Frogs to the national championship in 1938, he was the first winner of the coveted Heisman to come from the Southwest Conference. He did it all – running, passing, place-kicking, returning kicks, punting and intercepting passes. O'Brien held national records for number of punts returned in a season (58 in 1937); total punt and kickoff returns in a season (72 in 1937); and total punt returns in a career (116). He held many other passing and total offense records that slowly have been broken through the years. He led the nation in passing both in 1937 and 1938, and was the tops in total offense across the nation in 1938. The Horned Frogs' amazing quarterback threw a touchdown pass in every game in 1938. He played all but 14 minutes of the entire 1937 season.



KI ALDRICH (1936-38)

"Aldrich is probably the greatest defensive center in history." That's the way LIFE magazine described TCU's center-linebacking demon, Charles "Ki" Aldrich, following the 1938 season when the Horned Frogs won the national championship. Aldrich, the 5-11, 198-pounder from Temple, Texas, had been a consensus All-American (after earning some first team A-A honors the previous season) that year, plus he was named all-Southwest Conference for the third time. He was considered so important to TCU that his teammates named him MVP of the team, a surprising feat when one considers that it was Davey O'Brien who became the Southwest Conference's first Heisman Trophy winner that same season. Many years later, former Horned Frog teammate and one-time childhood neighbor, Sam Baugh, said of the phenomenal Aldrich: "Ki was absolutely the toughest player I was ever around." After being drafted in the first-round of the 1939 draft, Aldrich played professionally with the Chicago Cardinals and the Washington Redskins. He was elected to the National Football Hall of Fame in 1960.



LINDY BERRY (1946-49)

It was only natural for a guy named after that famed aerialist Charles Lindbergh to become one of the best passers in the nation. So, it was no surprise to some when Lindy Berry became just that in the late 1940s. After gaining second-team all-Southwest Conference honors as a sophomore, Berry saved the best for last, making the first all-league teams as a junior, and as a senior, when he capped his career with prominent All-America mention in 1949. Berry led Southwest Conference football in both rushing and total offense as a junior during the 1948 season and found himself as the busiest back in the nation with his 324 total offensive plays. He ranked No. 4 in the NCAA in total offense. Captain as a senior, Berry again paced the SWC in total offense, ranking third in the nation. Although known mostly for his offensive fireworks and feats, Berry was quite a defensive star, too. His interception of a Texas pass in the fourth quarter of the 1949 game near the TCU goal enabled the Horned Frogs to hang on for a 14-13 upset.



ALL-TIME LEGENDS

I.B. HALE (1936-38)

The physically impressive I.B. Hale was hailed as the "greatest lineman in America" by famed sportswriter Francis Wallace in 1938. As well as serving as team captain, the 6-2, 245-pound Hale anchored the offensive and defensive lines from his tackle spot for the Frogs' 1938 national championship team. He gained All-America honors in both 1937 and 1938, as well as all-SWC recognition both his junior and senior seasons at TCU. Hale, whose brilliant college career spanned both the first-ever Cotton Bowl (TCU vs. Marquette in 1937) and the 1939 Sugar Bowl, had been a teammate of Davey O'Brien at Dallas' Woodrow Wilson High School. After his career at Frogland, Hale was a first-round pick in the NFL. Later a high school coach, a member of the Federal Bureau of Investigation and a top-rated Southwest Conference football official prior to his death in 1971, Hale was inducted posthumously into the Texas Sports Hall of Fame in 1985.



ABE MARTIN (HEAD COACH 1953-66)

Othol "Abe" Martin led the Frogs to a 74-64-7 record over 14 seasons prior to serving as TCU athletics director for a decade from 1966 through 1975. A founding member of TCU's Southwest Conference dominance, having played on the first TCU team to win the SWC championship in 1929, Martin began his TCU coaching career as the head coach of the freshman football team in 1945 before his promotion in 1953 following the Dutch Meyer era. Truly a player's coach, Martin's TCU ballclubs won three SWC crowns and played in five post-season bowl games, including victories in three Cotton Bowls. Also, some of the university's greatest football players — Jim Swink, Don Floyd, Bob Lilly, Hugh Pitts, Norman Hamilton, Jack Spikes, and Tommy Joe Crutcher just to name a few — were produced during the Abe Martin era. Seven of them claimed All-American honors, and more than a dozen all-Southwest Conference recognition. Martin was named SWC Coach of the Year in 1955 and 1958.



THE ABE MARTIN YEARS

| Year | Won | Lost | Tied | Pct. |
|---------------|-----------|-----------|----------|-------------|
| 1953 | 3 | 7 | 0 | .300 |
| 1954 | 4 | 6 | 0 | .400 |
| 1955# | 9 | 2 | 0 | .829 |
| 1956 | 8 | 3 | 0 | .727 |
| 1957 | 5 | 4 | 1 | .550 |
| 1958# | 8 | 2 | 1 | .773 |
| 1959# | 8 | 3 | 0 | .727 |
| 1960 | 4 | 4 | 2 | .500 |
| 1961 | 3 | 5 | 2 | .400 |
| 1962 | 6 | 4 | 0 | .600 |
| 1963 | 4 | 5 | 1 | .450 |
| 1964 | 4 | 6 | 0 | .400 |
| 1965 | 6 | 5 | 0 | .545 |
| 1966 | 2 | 8 | 0 | .200 |
| Totals | 74 | 64 | 7 | .534 |

Notes: #-SWC Champs

ALL-TIME LEGENDS


JIM SWINK (1954-56)

Few players in the history of college football have enjoyed as much success against one team as Jim Swink did against the rival Texas Longhorns during his three-year stint of 1954-55-56. During that three-game series, Swink did practically everything to the Longhorns except barbecue Bevo, rushing for an average of 168 yards per game while scoring 19 points per contest. He averaged 13.3 yards every time he carried the pigskin from scrimmage against the Horns. The "Rusk Rambler" is still regarded as one of the greatest running backs ever to play for TCU and in the SWC; his great games were numerous, with his gliding, side-stepping running style. As a junior in 1955, he was the nation's leading scorer and second-leading ground gainer, totaling 125 points and rushing for 1,283 net yards. A two-time All-American, Swink finished runner-up for the Heisman Trophy for his performance that season and was later named to the Cotton Bowl Hall of Fame in 2000. Half a century later, Jim Swink's legend still surrounds TCU.



DON FLOYD (1957-59)

The fabulously-gifted Don Floyd was the stalwart of TCU's stellar forward walls of the 1958 and 1959 campaigns. By clearing massive paths for such standouts as All-American Jack Spikes and all-SWC Marvin Lasater on offense, and while supplying some punishing stops on the other side, Floyd helped the Horned Frog gridders to a pair of conference crowns and two consecutive bowl showings. Floyd, a product of Midlothian, Texas, captured all-Southwest Conference and All-America honors at tackle in both his junior and senior campaigns, including consensus All-America credentials in 1959. Floyd's impressive two-way performance versus Texas in 1958, clearing a major hurdle in TCU's drive to the Cotton Bowl, earned him Associated Press National Lineman-of-the-Week honors. Floyd helped captain the '59 team. Although not overly large for his position (he played college ball at 6-3 and 220 pounds), Floyd played for eight NFL seasons (1960-67) with the Houston Oilers.



BOB LILLY (1958-60)

It is somewhat debatable whether Bob Lilly's collegiate football career or his professional one was more impressive since both were absolutely superb tenures of Hall of Fame proportions. A member of the all-time SWC Dream Team, this great from Throckmorton was the main thrust behind the 1958-59-60 Horned Frog teams which captured two Southwest Conference titles, plus appeared in the 1959 Cotton Bowl, as well as the Bluebonnet Bowl the following season. Lilly was a consensus All-America choice in 1960. And in the spring of 1961 he became the Dallas Cowboys' first-ever draft choice. He would later go on to earn the nickname "Mr. Cowboy." For 14 seasons, nine times as an All-Pro, Lilly terrorized the National Football League as a dominating defensive tackle. He became Dallas' first member of the "Cowboy Ring of Honor" and was inducted into the Professional Football Hall of Fame in 1980. Lilly was named to the NFL's 75th Anniversary All-Time Team in 1994.



MICHAEL REEDER (1994-97)

The top place kicker in TCU history, Michael Reeder set a new standard for Frogs in the department from 1994 through 1997. The 1995 Lou Groza Award winner as the nation's top kicker, Reeder led the NCAA in field goals as a sophomore, drilling 23 field goals on 25 attempts to claim consensus first-team All-America honors. He concluded his TCU career owning school records for points by a kicker (259), field goal attempts in a season (25) and a career (76), field goals made in a season (23) and a career (57) and consecutive PATs made (79). Reeder drilled a school-record 57-yard field goal in 1996 against UTEP that still ranks as the longest in TCU history and overall owns three of the seven longest kicks ever made by a Horned Frog. He was named to the TCU Letterman's Association Hall of Fame in 2009.



ALL-TIME LEGENDS

LADAINIAN TOMLINSON (1997-2000)

LaDainian Tomlinson was an unheralded player coming out of Waco's University High when he arrived on the Fort Worth campus in 1997. Early in his junior season, he rushed for 269 yards against Arkansas State, then followed that up two weeks later with a 300-yard performance against San Jose State. L.T. later galloped into the national spotlight with an NCAA record 406 yards on 43 carries with a school-record six touchdowns vs. UTEP. He grabbed the 1999 national rushing title with 1,850 yards, just ahead of Heisman Trophy winner Ron Dayne of Wisconsin. L.T. not only repeated as the NCAA rushing champion in 2000, but also became the first back in school history to gain 2,000 yards on the ground. His 2,158 yards as a senior was the fourth-highest single-season total in NCAA history at the time, while his 5,263 career rushing yards ranked sixth. Tomlinson was a finalist for the 2000 Heisman Trophy, finishing fourth, and was the winner of the Doak Walker Award given to the nation's top running back. Tomlinson carried that success with him to the NFL with the San Diego Chargers, as he was selected fifth overall in the 2001 NFL Draft.



JERRY HUGHES (2006-09)

Jerry Hughes put the cap on one of the most dominating careers ever for a TCU defensive player in 2009, when he became only the second two-time consensus first-team All-American in school history. Hughes helped put a face on a Frog defense that dominated the decade of the 2000s. TCU led the nation in total defense an NCAA-best four times in 10 seasons. Hughes emerged as a major force for TCU as a junior and finished his career with 26.5 sacks and 34.5 tackles for loss over the last 26 games of his career. A breakthrough 2008 campaign, featuring a nation-best 15.0 sacks, put him in the national spotlight, and he followed with 11.5 more sacks as a senior to help lead TCU to a perfect 12-0 regular season and a berth in the 2010 Fiesta Bowl. Hughes, who won the Lott Trophy and the Ted Hendricks Award as a senior, was selected with the 30th overall pick in the 2010 NFL Draft by the Indianapolis Colts. He currently owns the Nos. 2 and 3 single-season sack totals in school history. He is tied for second in career sacks with 28.5.



ANDY DALTON (2007-10)

The holder of every major TCU passing record, Andy Dalton had a 42-7 record as a starting quarterback. He is the Horned Frogs' all-time leader in wins, breaking the previous mark of 29 held by Slingin' Sammy Baugh (1934-36). Dalton was the Horned Frogs' career leader in completions (812), attempts (1,317), completion percentage (61.7), passing yards (10,314) and touchdown passes (71). His career interception percentage (2.3) ranked as the third-lowest mark among active quarterbacks in 2010. The Katy, Texas, native rushed for 1,611 yards and 22 touchdowns in his career. The 22 rushing scores are the most by a quarterback in TCU history while placing seventh overall on the Horned Frogs' all-time list. A 2010 finalist for the Manning Award, Johnny Unitas Award and Bobby Bowden Award, Dalton was also a semifinalist for the Maxwell Award and Davey O'Brien Award. He finished ninth in Heisman Trophy voting. Dalton was a two-time Mountain West Conference Offensive Player of the Year. He set TCU single-season records with a 66.1 completion percentage and 27 touchdown passes in his final season. Dalton concluded his TCU career as the Rose Bowl Offensive Most Valuable Player in the Horned Frogs' 21-19 win over Wisconsin. It was his third bowl game MVP award. Dalton was the 35th overall selection in the 2011 NFL Draft by the Cincinnati Bengals.



JAKE KIRKPATRICK (2007-10)

Jake Kirkpatrick was the anchor of TCU's offensive line that enabled the Frogs to set single-season school records for touchdowns (73), points scored (541), first downs (327) and total offense (6,199 yards) and win the Rose Bowl in 2010. He was the recipient of the 2010 Rimington Trophy, given to the nation's top center, and was also the lone offensive player to be one of four finalists for the Rotary Lombardi Award. Under Kirkpatrick's leadership, TCU ranked fourth nationally in scoring (41.6 points), 10th in rushing (247.4 yards) and 12th in total offense (476.9 yards). The Frogs tied for fifth in fewest sacks allowed, surrendering just nine in 13 contests (0.7 per game). In his senior season, Kirkpatrick was named a first-team All-American by Walter Camp and *Sporting News*. Kirkpatrick, who set the blocking scheme on each play for the Horned Frogs, did not commit a penalty or allow a sack in his senior year. He started every game for TCU in 2009 and 2010, including the program's first two BCS bowl appearances.



ALL-TIME LEGENDS

JASON VERRETT (2011-13)

A first-team All-American by the Walter Camp Football Foundation in 2013, cornerback Jason Verrett was selected in the first round of the 2014 National Football League Draft, the 25th player overall, by the San Diego Chargers.

Verrett, a two-time first-team All-American, was tabbed the 2013 Big 12 Co-Defensive Player of the Year by the conference's head coaches. He was a Jim Thorpe Award semifinalist and Lott IMPACT Trophy quarterfinalist. Verrett was also the State's Defensive Player of the Year by Dave Campbell's Texas Football.

Despite not many balls being thrown his way in his final campaign, Verrett led the Big 12 and tied for sixth nationally with 1.5 passes defended per game (two interceptions, 14 pass breakups). Over his final two seasons in a Horned Frog uniform, he topped the nation with 38 passes defended (eight interceptions, 30 pass breakups).



JOSH DOCTSON (2013-15)

Doctson was a 2015 unanimous consensus first-team All-American and finalist for the Biletnikoff Award. He led the nation with 132.7 receiving yards per game and was the only player in the country to rank in the top six in receiving yards per game, receptions per game (7.9) and touchdown catches (14). His 79 receptions, 1,327 yards receiving and 14 touchdowns were TCU single-season records.

Despite missing three games and parts of two others due to injury, Doctson still topped all Big 12 receivers with 61 catches and 1,001 yards receiving in conference play. Doctson joined two-time Biletnikoff Award winner Michael Crabtree from Texas Tech as the only players in the last 20 years to have six straight games with at least 100 yards receiving and multiple touchdown catches. Doctson is one of just eight players in Big 12 history to have multiple seasons of at least 1,000 yards receiving and 10 touchdown catches.

A Mansfield, Texas, native, Doctson holds TCU career records for receptions (180), receiving yards (2,785) and touchdown catches (29).



TREVON MOEHRIG (2018-20)

Trevon Moehrig capped a stellar career at TCU by being named the 2020 recipient of the Jim Thorpe Award as the nation's top defensive back. Named to seven All-America teams, Moehrig became the first Horned Frog to win the Jim Thorpe Award.

Moehrig was a two-time First-Team All-Big 12 selection by the conference head coaches. He had the game-saving interception with a one-handed snag in the end zone in the final minutes of a 29-22 win over No. 15 Oklahoma State in 2020. The Spring Branch, Texas, native ranked among the national leaders with 1.1 passes defended per game (two interceptions, nine pass breakups). His 11 passes defended trailed only teammate Tre' Vius Hodges-Tomlinson (13) in the Big 12.

Moehrig took part in nine takeaways over his last two seasons which tied for second in the FBS. Pro Football Focus ranked him as the nation's No. 1 safety in 2019 with the third-most valuable season in the PFF College era.

Moehrig was selected by the Las Vegas Raiders in the second round of the 2021 NFL Draft.



HORNERD FROGS IN THE HEISMAN TROPHY VOTING

In the 72-year history of the Heisman Trophy, six TCU players have finished in the top-five in voting for the prestigious trophy.

Sammy Baugh finished fourth in 1936, the second year the trophy was presented.

In 1938, Davey O'Brien became the first football player from both TCU and the Southwest Conference to win the award.


Jim Swink finished second in 1955, while Kenneth Davis was the next Frog to receive serious consideration for the honor in 1984 when he finished fifth.

In 1999, LaDainian Tomlinson placed 14th as a junior. He was fourth after his senior season in 2000.

Quarterback Andy Dalton was ninth overall in the Heisman voting after the 2010 season.


Junior quarterback Trevone Boykin was fourth overall in the Heisman voting following the 2014 season and tied for ninth following the 2015 season.

TCU AND THE HEISMAN TROPHY



SAM BAUGH

1936 — 4th




DAVEY O'BRIEN

1938 — Winner



JIM SWINK

1955 — 2nd




KENNETH DAVIS

1984 — 5th



LADAINIAN TOMLINSON

2000 — 4th



Davey O'Brien accepts the Heisman Trophy at New York's Downtown Athletic Club in 1938, the same year he led TCU to its second national championship.



TCU celebrates Davey O'Brien's historic Heisman Trophy in the Jane and John Justin Hall of Fame, which is located inside the Ed and Rae Schollmaier Arena.

INDIVIDUAL HONORS

ALL-AMERICA SELECTIONS

First-Team Selections (consensus choices in bold)

| | |
|--|---|
| 1927 E #31 Rags Matthews, Fort Worth | 1984 RB #36 Kenneth Davis , Temple |
| 1929 G #44 Mike Brumbelow, Jacksboro | 1991 TE #86 Kelly Blackwell , Richland Hills |
| 1930 HB #5 Cy Leland, Lubbock | 1995 PK #17 Michael Reeder , Sulphur, La. |
| 1932 G #44 Johnny Vaught, Fort Worth | 2000 TB #5 LaDainian Tomlinson , Waco |
| 1934 C #22 Darrell Lester , Jacksboro | 2002 LB #44 LaMarcus McDonald, Waco |
| 1935 C #22 Darrell Lester , Jacksboro QB #45 Sammy Baugh, Sweetwater | 2003 PK #9 Nick Browne , Garland |
| 1936 QB #45 Sammy Baugh , Sweetwater | 2005 KR #17 Cory Rodgers, Houston |
| 1937 QB #8 Davey O'Brien, Dallas T #22 I.B. Hale, Dallas C #48 Ki Aldrich, Temple | 2008 DE #98 Jerry Hughes , Sugar Land |
| 1938 QB #8 Davey O'Brien , Dallas C #48 Ki Aldrich , Temple T #22 I. B. Hale, Dallas | 2009 DE #98 Jerry Hughes , Sugar Land C #76 Jake Kirkpatrick, Tyler LB #41 Daryl Washington, Irving |
| 1942 T #71 Derrell Palmer, Albany | 2010 S #3 Tejay Johnson , Garland LB #43 Tank Carder, Sweeny DE #96 Wayne Daniels, Kilgore RS #85 Jeremy Kerley, Hutto C #76 Jake Kirkpatrick, Tyler |
| 1944 T #32 Clyde Flowers, Perryton | 2011 KR #7 Greg McCoy, Dallas |
| 1949 QB #43 Lindy Berry, Wichita Falls | 2012 CB #2 Jason Verrett, Fairfield, Calif. |
| 1951 C #34 Keith Flowers, Perryton QB #49 Ray McKown, Dumas T #77 Doug Conaway, Hillsboro | 2013 CB #2 Jason Verrett, Fairfield, Calif. |
| 1955 HB #23 Jim Swink , Rusk C #54 Hugh Pitts, Woodville | 2014 LB #47 Paul Dawson , Dallas |
| 1956 T #75 Norman Hamilton, Vanderbilt HB #23 Jim Swink , Rusk | 2015 WR #9 Josh Doctson , Mansfield |
| 1958 T #75 Don Floyd, Midlothian | 2017 DE #9 Mat Boesen, Torrance, Calif. |
| 1959 T #75 Don Floyd , Midlothian FB #20 Jack Spikes, Snyder | 2020 CB #1 Tre'Vius Hodges-Tomlinson, Waco S #7 Tre'von Moehrig, Spring Branch |
| 1960 T #72 Bob Lilly , Throckmorton | |
| 1963 FB #38 Tommy Crutcher, McKinney | |
| 1981 SE #7 Stanley Washington, Dallas | |

ACADEMIC ALL-AMERICANS


Academic All-America teams have been selected by CoSIDA since 1952.

| | |
|--|---|
| 1952 T Marshall Harris, Deland, Fla. | 1972 C Scott Walker, Abilene |
| 1955 C Hugh Pitts, Woodville HB Jim Swink, Rusk | 1974 S Terry Drennan, Decatur |
| 1956 HB Jim Swink, Rusk | 1980 T John McLean, Abilene |
| 1957 E John Nikkel, Dalhart | 2002 PK Nick Browne, Garland |
| 1961 WR Buddy Iles, New London | 2003 PK Nick Browne, Garland |
| 1968 G Jim Ray, Aspermont | 2010 WR Bart Johnson, Brownwood |


TCU'S RETIRED NUMBERS



5
LADAINIAN TOMLINSON



8
DAVEY O'BRIEN



45
SAM BAUGH

ALL-CONFERENCE SELECTIONS

SOUTHWEST CONFERENCE

1925

Johnny Washmon, C, Fort Worth
Harold Brewster, T, Mineral Wells
Herman Clark, QB, Fort Worth

1926

Johnny Washmon, C, Fort Worth
Horace Brewster, T, Mineral Wells
Luther Scarborough, T, Fort Worth
Raymond Wolf, G, Houston
Rags Matthews, E, Fort Worth
Bernard Williams, FB, Fort Worth
Herman Clark, QB, Fort Worth

1927

Rags Matthews, E, Fort Worth

1928

Mike Brumbelow, G, Jacksboro
Merl Toler, HB
Jake Williams, T
Howard Grubbs, QB, Kemp

1929

Mike Brumbelow, G, Jacksboro
Howard Grubbs, QB, Kemp
Noble Atkins, C, Borger
Cy Leland, HB, Lubbock
Harlos Green, FB, Fort Worth

1930

Noble Atkins, C, Borger
Ben Boswell, T, Fort Worth
Cy Leland, HB, Lubbock

1931

Johnny Vaught, G, Fort Worth
Madison Pruitt, E, Fort Worth
Blanford Spearman, HB, Jermyn

1932

Johnny Vaught, G, Fort Worth
Madison Pruitt, E, Fort Worth
Blanford Spearman, HB, Jermyn
J.W. Townsend, C, Lufkin
Lon Evans, G, Fort Worth
Ben Boswell, T, Fort Worth
Foster Howell, T, Commerce
Red Oliver, HB

1933

Bud Taylor, G, Austin
Charley Casper, HB, San Antonio
Johnny Kitchen, HB, Okmulgee, Okla.
Darrell Lester, C, Jacksboro
Cy Perkins, T, Newcastle
Jimmy Lawrence, HB, Harlingen

1934

Jimmy Lawrence, HB, Harlingen
Darrell Lester, C, Jacksboro
Walter Roach, C, Fort Worth

1935

Darrell Lester, C, Jacksboro
Walter Roach, E, Fort Worth
Sammy Baugh, QB, Sweetwater
Tracy Kellow, G, Lufkin
Jimmy Lawrence, HB, Harlingen
L.D. Meyer, E, Fort Worth
Cotton Harrison, G, Temple

1936

Walter Roach, E, Fort Worth
Sammy Baugh, QB, Sweetwater
Ki Aldrich, C, Temple
Cotton Harrison, G, Temple

1937

Ki Aldrich, C, Temple
I.B. Hale, T, Dallas
Davey O'Brien, QB, Dallas

1938

Ki Aldrich, C, Temple
I.B. Hale, T, Dallas
Davey O'Brien, QB, Dallas
Forrest Kline, G, Gregory
Don Looney, E, Sulphur Springs
Connie Sparks, FB, Panhandle
Allie White, T, Fort Worth

1939

Durward Horner, E, Fort Worth
Don Looney, E, Sulphur Springs

1940

Bobby Sherrod, G, Fort Worth

1941

Bill Crawford, G, Fort Worth
Derrell Palmer, T, Albany
Bruce Alford, E, Waco

1942

Derrell Palmer, T, Albany
Bruce Alford, E, Waco

1943

Bill Hale, C, Amarillo
Clyde Flowers, T, Perryton
Jim Lucas, QB, Pecos

1944

Clyde Flowers, T, Perryton
Jim Cooper, C, Colorado City
Norman Cox, FB, Grand Falls

1946

Weldon Edwards, T, Comanche

1947

Pete Stout, FB, Throckmorton

1948

Morris Bailey, E, Vernon
Lindy Berry, QB, Wichita Falls

1949

Lindy Berry, QB, Wichita Falls
Morris Bailey, E, Vernon
Harold Kilmon, T, Shamrock

1950

Gilbert Bartosh, QB, Granger
Billy Moorman, E, Odessa

1951

Herbert Zimmerman, G,
Mount Vernon
Keith Flowers, LB, Perryton
Ray McKown, QB, Dumas
Alton Taylor, G, Austin

1952

Morgan Williams, G, Fort Worth
Ronald Fraley, DB, Sweetwater
Wayne Martin, DB, Shamrock
Bob Blair, WR, Texarkana
Marshall Robinson, S, Fort Worth

1953

Morgan Williams, G, Fort Worth

1954

Hugh Pitts, C, Woodville

1955

Hugh Pitts, C, Woodville
Jim Swink, HB, Rusk
Norman Hamilton, T, Vanderbilt
Chuck Curtis, QB, Gainesville
Bryan Engram, E, Dumas

1956

Jim Swink, HB, Rusk
Norman Hamilton, T, Vanderbilt
O'Day Williams, E, Graham

1957

Jim Shofner, HB, Fort Worth
Buddy Dike, FB

1958

Don Floyd, T, Midlothian
Sherrill Headrick, G, Fort Worth
Dale Walker, C, Lampasas
Marvin Lasater, HB, San Angelo
Jack Spikes, FB, Snyder

1959

Don Floyd, T, Midlothian
Bob Lilly, T, Throckmorton
Jack Spikes, FB, Snyder

1960

Bob Lilly, T, Throckmorton
Buddy Iles, E, New London

1961

Don Jackson, T, Walters, Okla.
Bobby Plummer, T, Seymour
Ray Pinion, G, Celina
Buddy Iles, E, New London

1962

Robert Mangum, G, Edinburg
Ben Nix, E, Port Lavaca
Sonny Gibbs, QB, Graham

1963

Tommy Crutcher, FB, McKinney
Steve Garmon, G, Groom

1964

Jim Fauver, HB, Houston
Steve Garmon, G, Groom
Ken Henson, C, San Angelo
Norman Evans, T, Donna

1965

Frank Horak, S, Caldwell
Larry Perry, DE, Dallas

1966

Frank Horak, HB, Caldwell
Doyle Johnson, E, Galena Park
John Richards, DB, Fort Worth

1967

Ross Montgomery, HB, Midland
Cubby Hudler, DB, Victoria
E. A. Gresham, C, Graham
Danny Cross, DT, Donna

1968

Larry Adams, DT, Wolfe City

1969

James Ray, OG, Aspermont
Linzy Cole, FL, Dallas
Jerry Miller, WR, Fort Worth

1970

John Ruthstrom, C, Houston
Hodges Mitchell, S, Dallas

1971

Ronnie Peoples, TE, Odessa
Lyle Blackwood, DB, San Antonio

1972

Charlie Davis, DT, Woodham
Lyle Blackwood, DB, San Antonio
Guy Morris, OG, Arlington
Mike Luttrell, HB, Fort Worth
Dede Terveen, LB, Donna
Greg Anderson, P, Waco

1973

Mike Luttrell, HB, Fort Worth
Dede Terveen, LB, Donna
Gene Hernandez, DB, West Columbia
Charlie Davis, DT, Woodham
Allen Hooker, DB, Sherman

1974

Gene Hernandez, DB, West Columbia

1975

Mike Renfro, WR, Fort Worth
Allen Hooker, DB, Sherman

1976

Mike Renfro, WR, Fort Worth
Alan Teichelman, DT, Taylor

1977

Mike Renfro, WR, Fort Worth

1980

Bobby Stewart, WR, Amarillo
Stanley Washington, WR, Dallas

1981

Stanley Washington, WR, Dallas

1983

James Maness, WR, Decatur
Allanda Smith, S, Houston

1984

Kenneth Davis, RB, Temple
James Maness, WR, Decatur
Dan Sharp, TE, Boerne
Sean Thomas, CB, Sacramento, Calif.
Byron Linwood, S, Pittsburg

1985

WC Nix III, C, Sachse

1986

WC Nix III, G/C, Sachse

1987

Chris Becker, P, Taylor
Brian Brazil, OT, Pasadena
Tony Jeffery, HB, Gladewater
Falanda Newton, S, Fort Worth
David Spradlin, DE, Seminole
Ricky Stone, TE, Gilmer

1988

Mitchell Benson, DT, Fort Worth

1989

Roosevelt Collins, DE, Shreveport, La.
Mike Sullivan, OG, New Braunfels

1990

Kelly Blackwell, TE, Richland Hills
Mike Sullivan, OG, New Braunfels
Stephen Shipley, WR, Lindale

1991

Kelly Blackwell, TE, Richland Hills
Roosevelt Collins, DE, Shreveport, La.
John Marsh, OG, Santa Fe

1992

Tony Rand, CB, Aldine
Greg Evans, SS, Daingerfield

1993

Royal West, DT, Winona

1994

Brian Collins, TE, Texarkana
Andre Davis, TB, Longview
Max Knake, QB, McKinney
Barret Robbins, C, Houston
Royal West, DT, Winona

1995

Chris Piland, DE, Grapevine
Michael Reeder, PK, Sulphur, La.
Ryan Tucker, C, Midland
John Washington, WR, Longview

ALL-CONFERENCE SELECTIONS

WESTERN ATHLETIC CONFERENCE

1996

First-Team:

Ryan Tucker, C, Midland

Second-Team:

Matt Harper, DL, Broken Arrow, Okla.

1997

First-Team:

Chance McCarty, DE, Fort Worth

Scott Taft, LB, Grapevine

Second-Team:

Mark Cortez, OL, George West

Matt Harper, DL, Broken Arrow, Okla.

Royce Huffman, P, Sugar Land

Michael Reeder, PK, Sulphur, La.

1998

First-Team:

Joe Phipps, LB, Diboll

Chris Kaylakie, PK, Austin

Second-Team:

Reggie Hunt, S, Denison

Mike Keathley, OT, Glen Rose

Basil Mitchell, TB, Mt. Pleasant

Russ Sanders, G, Heidelberg, Miss.

Aaron Schobel, DE, Columbus

LaDainian Tomlinson, TB, Waco

1999

Offensive Player of the Year:

LaDainian Tomlinson

First-Team:

David Bobo, OT, Odessa

Aaron Schobel, DE, Columbus

LaDainian Tomlinson, TB, Waco (MVP)

Second-Team:

Shannon Brazzell, LB, Lewisville

London Dunlap, DE, Houston

Curtis Fuller, S, Fort Worth

Reggie Hunt, S, Denison

Mike Keathley, OT, Glen Rose

Jeff Millican, OT, Panhandle

Shawn Worthen, DT, San Antonio

2000

Offensive Player of the Year:

LaDainian Tomlinson

Defensive Player of the Year:

Aaron Schobel

First-Team:

David Bobo, OT, Odessa

Shannon Brazzell, LB, Lewisville

Curtis Fuller, S, Fort Worth

Chris Kaylakie, PK, Austin

Mike Keathley, OT, Glen Rose

Jeff Millican, OG, Panhandle

Aaron Schobel, DE, Columbus

LaDainian Tomlinson, TB, Waco

Greg Walls, CB, Picayune, Miss.

Shawn Worthen, DT, San Antonio

Second-Team:

LaTarence Dunbar, KR/PR, Dallas

Russell Gary, S, LaMarque

Honorable Mention:

Chad Bayer, LB, Smithville

Casey Printers, QB, DeSoto

CONFERENCE USA

2001

First-Team:

Victor Payne, OG, Jasper

Second-Team:

Jason Goss, CB, Fort Worth

LaMarcus McDonald, LB, Waco

Chad Pugh, DT, Saginaw

2002

Coach of the Year:

Gary Patterson

Defensive Player of the Year:

Lamarus McDonald

Freshman of the Year:

Lonta Hobbs

First-Team:

Nick Browne, PK, Garland

Jason Goss, CB, Fort Worth

LaMarcus McDonald, LB, Waco

Jamal Powell, OT, Channelview

Bo Schobel, DE, Columbus

Second-Team:

LaTarence Dunbar, WR/KR, Dallas

Kenneth Hilliard, S, Dallas

Chad Pugh, DT, Saginaw

John Turntine, DT, Everman

2003

Special Teams Player of the Year:

Nick Browne

First-Team:

Anthony Alabi, OT, San Antonio

Nick Browne, PK, Garland

Chad Pugh, DT, Saginaw

Bo Schobel, DE, Columbus

Second-Team:

Reggie Harrell, WR, Arlington

Chase Johnson, C, Shawnee Mission, Kan.

Robert Merrill, TB, San Antonio

Mark Walker, CB, Duncannonville

Third-Team:

Marvin Godbolt, S, San Antonio

Robert Pollard, DE, Beaumont

Cory Rodgers, PR, Houston

2004

First-Team:

Anthony Alabi, OT, San Antonio

Marvin Godbolt, S, San Antonio

Cody McCarty, TE, Bishop

Second-Team:

Martin Patterson, LB DeSoto

Third-Team:

Reggie Harrell, WR, Arlington

Chase Johnson, C, Shawnee Mission, Kan.

Cory Rodgers, WR/KR, Houston

Mark Walker, CB, Duncannonville

MOUNTAIN WEST CONFERENCE

2005

Coach of the Year:

Gary Patterson

Freshman of the Year:

Aaron Brown

First-Team:

Tommy Blake, DE, Aransas Pass

Quincy Butler, CB, San Antonio

Chase Ortiz, DE, League City

Cory Rodgers, PR/KR, Houston

Herb Taylor, OT, Houston

Michael Toudouze, OT, San Antonio

Second-Team:

Drew Coleman, CB, Henderson

Stephen Culp, C, Tyler

Chris Manfredini, PK, Colleyville

Jeremy Modkins, S, Marlin

Jason Phillips, LB, Waller

Ranorris Ray, DT, San Antonio

Honorable Mention:

Jeff Ballard, QB, Friendswood

Aaron Brown, TB, Katy

Robert Henson, LB, Longview

Robert Merrill, TB, San Antonio

Cory Rodgers, WR, Houston

Marvin White, S, Port Barre, La.

2006

First-Team:

Tommy Blake, DE, Aransas Pass

Brian Bonner, KR, Beeville

Chase Ortiz, DE, League City

Jason Phillips, LB, Waller

Herb Taylor, OT, Houston

Marvin White, S, Port Barre, La.

Second-Team:

Jeff Ballard, QB, Friendswood

Brian Bonner, S, Beeville

Aaron Brown, TB, Katy

Matty Lindner, OG, Comfort

Honorable Mention:

Robert Henson, LB, Longview

Lonta Hobbs, TB, Clarksville

Chris Manfredini, PK, Colleyville

Blake Schlueter, C, Ganado

2007

First-Team:

Brian Bonner, RS, Beeville

Chase Ortiz, DE, League City

Second-Team:

Stephen Hodge, S, Tatum

Jason Phillips, LB, Waller

David Roach, S, Abilene

Blake Schlueter, C, Ganado

Honorable Mention:

Robert Henson, LB, Longview

Chris Manfredini, PK, Colleyville

Marshall Newhouse, OT, Dallas

Rafael Priest, CB, Dallas

Derek Wash, P, Arlington

2008

Defensive Player of the Year:

Jerry Hughes

First-Team:

Robert Henson, LB, Longview

Stephen Hodge, S, Tatum

Jerry Hughes, DE, Sugar Land

Jeremy Kerley, RS, Hutto

Jason Phillips, LB, Waller

Blake Schlueter, C, Ganado

Second-Team:

Steven Coleman, S, Dallas

Cody Moore, NT, Comfort

Marshall Newhouse, OT, Dallas

Matt Panfil, DE, Fort Worth

Rafael Priest, CB, Dallas

Honorable Mention:

Aaron Brown, RS, Katy

Marcus Cannon, OT, Odessa

Andy Dalton, QB, Katy

Anson Kelton, P, Fort Worth

Nick Sanders, CB, Kilgore

James Vess, DT, Fort Worth

Jimmy Young, WR, Monroe, La.

2009

Coach of the Year:

Gary Patterson

Offensive Player of the Year:

Andy Dalton

Defensive Player of the Year:

Jerry Hughes

Special Teams Player of the Year:

Jeremy Kerley

First-Team:

Marcus Cannon, OT, Odessa

Andy Dalton, QB, Katy

Ross Evans, PK, Burnet

Jerry Hughes, DE, Sugar Land

Jeremy Kerley, PR, Hutto

Marshall Newhouse, OT, Dallas

Rafael Priest, CB, Dallas

Nick Sanders, CB, Kilgore

Daryl Washington, LB, Irving

Second-Team:

Tank Carder, LB, Sweeny

Wayne Daniels, DE, Kilgore

Cory Grant, DT, Houston

Tejay Johnson, S, Garland

Jake Kirkpatrick, C, Tyler

Joseph Turner, TB, Austin

Honorable Mention:

Evan Frosch, TE, Midland

Antoine Hicks, WR, Arlington

Jeremy Kerley, WR, Hutto

Ed Wesley, TB, Irving

Jimmy Young, WR, Monroe, La.

2010

Offensive Player of the Year:

Andy Dalton

Defensive Player of the Year:

Tank Carder

Special Teams Player of the Year:

Jeremy Kerley

First-Team:

Tanner Brock, LB, Copperas Cove

Marcus Cannon, OL, Odessa

Tank Carder, LB, Sweeny

Andy Dalton, QB, Katy

Wayne Daniels, DL, Kilgore

Tejay Johnson, DB, Garland

Jeremy Kerley, PR/KR, Hutto

Jake Kirkpatrick, OL, Tyler

Ed Wesley, RB, Irving

Second Team:

Cory Grant, DL, Houston

Colin Jones, DB, Bridgeport

Jeremy Kerley, WR, Hutto

Stansly Maponga, DL, Carrollton

Jason Teague, DB, Carthage

Honorable Mention:

Evan Frosch, TE, Midland

D.J. Yendrey, DL, Edna

Jimmy Young, WR, Monroe, La.

2011

Defensive Player of the Year:

Tank Carder

Special Teams Player of the Year:

Greg McCoy

First-Team:

Josh Boyce, WR, Copperas Cove

Tank Carder, LB, Sweeny

Kyle Dooley, OG, Papillion, Neb.

Blaize Foltz, OG, Rose Hill, Kan.

Stansly Maponga, DE, Carrollton

Greg McCoy, KR, Dallas

Second-Team:

Kenny Cain, LB, Metairie, La.

Tekerreir Cuba, S, Tyler

BIG 12 CONFERENCE

2012

Defensive Freshman of the Year:

Devonte Fields

First-Team:

Devonte Fields, DE, Fort Worth
Stansly Maponga, DE, Carrollton
Jason Verrett, CB, Fairfield, Calif.

Second-Team:

Kenny Cain, LB, Metairie, La.
Sam Carter, S, New Orleans, La.
Blaize Foltz, OG, Rose Hill, Kan.
Chucky Hunter, DD, West Monroe, La.

Honorable Mention:

Josh Boyce, WR, Copperas Cove
B.J. Catalon, TB, Houston
Skye Dawson, PR/KR, Mesquite
Tayo Fabuluje, OT, Euless
James Fry, C, Spring Branch
Joel Hasley, LB, Aledo
Jaden Oberkrom, PK, Arlington
Elisha Olabode, S, Cedar Hill
Ethan Perry, P, Spring Branch
Eric Tausch, OG, Plano
Matthew Tucker, TB, Tyler

2013

Co-Defensive Player of the Year:

Jason Verrett

First-Team:

Jason Verrett, CB, Fairfield, Calif.

Second-Team:

Sam Carter, S, New Orleans, La.
Chucky Hunter, DT, West Monroe, La.

Honorable Mention:

B.J. Catalon, KR, Houston
Jaden Oberkrom, PK, Arlington
Kevin White, CB, Round Rock

2014

Chuck Neinas Coach of the Year:

Gary Patterson

Offensive Player of the Year:

Trevone Boykin

Defensive Player of the Year:

Paul Dawson

First-Team:

Trevone Boykin, QB, Dallas
Paul Dawson, LB, Dallas
Chris Hackett, S, Tyler
Jaden Oberkrom, PK, Arlington

Second-Team:

Sam Carter, S, New Orleans
Josh Doctson, WR, Mansfield
Aaron Green, TB, San Antonio
Joey Hunt, C, El Campo
Chucky Hunter, DT, West Monroe, La.
Halapoulivaati Vaitai, OT, Haltom
Kevin White, CB, Round Rock

Honorable Mention:

B.J. Catalon, KR, Houston
Cameron Echols-Luper, PR, Auburn, Ala.
Tayo Fabuluje, OT, Euless
Derrick Kindred, S, San Antonio
Davion Pierson, DT, Oklahoma City, Okla.

2015

First-Team:

Josh Carraway, DE, Flower Mound
Josh Doctson, WR, Mansfield
Joey Hunt, C, El Campo
Derrick Kindred, S, San Antonio
Davion Pierson, DT, Oklahoma City, Okla.

Second-Team:

Trevone Boykin, QB, Dallas
Jaden Oberkrom, K, Arlington
Halapoulivaati Vaitai, OT, Haltom

Honorable Mention:

Aaron Green, TB, San Antonio
Travin Howard, LB, Longview

Denzel Johnson, S, Gainesville
Ty Summers, LB, San Antonio
Mike Tuaua, DE, Rohnert Park, Calif.
KaVontae Turpin, RS, Monroe, La.

2016

First-Team:

Josh Carraway, DE, Flower Mound
Travin Howard, LB, Longview

Second-Team:

Aaron Curry, DT, Keller
Denzel Johnson, S, Gainesville
Nick Orr, S, DeSoto
Austin Schlottmann, C, Brenham
Ty Summers, LB, San Antonio
Honorable Mention:
Kyle Hicks, RB, Arlington
Adam Nunez, P, Houston
Ranthony Texada, CB, Frisco
KaVontae Turpin, RS, Monroe, La.

2017

Defensive Newcomer of the Year:

Ben Banogu

Co-Offensive Freshman of the Year:

Jalen Reagor

Co-Defensive Freshman of the Year:

Ross Blacklock

First-Team:

Ben Banogu, DE, McKinney
Mat Boesen, DE, Torrance, Calif.
Travin Howard, LB, Longview
Nick Orr, S, DeSoto
Ranthony Texada, CB, Frisco
KaVontae Turpin, KR/PR, Monroe, La.

Second-Team:

Matt Pryor, OG, Long Beach, Calif.
Honorable Mention:
Darius Anderson, RB, Richmond
Jeff Gladney, CB, New Boston
Cole Hunt, TE, El Campo
Joseph Noteboom, OT, Plano
Austin Schlottmann, OG, Brenham
Ty Summers, LB, San Antonio

2018

First-Team:

Ben Banogu, DE, McKinney
L.J. Collier, DE, Munday

Second-Team:

Jeff Gladney, CB, New Boston
Ridwan Issahaku, S, Norcross, Ga.
Lucas Niang, OT, New Canaan, Conn.
Jalen Reagor, WR, Waxahachie

Honorable Mention:

Corey Bethley, DT, Katy
Ty Summers, LB, San Antonio

2019

Defensive Freshman of the Year:

Ar'Darius Washington, S, Shreveport, La.

First-Team:

Ross Blacklock, DT, Missouri City
Jeff Gladney, CB, New Boston
Trevon Moehrig, S, Spring Branch
Jonathan Song, PK, Fort Worth
Garret Wallow, LB, New Orleans, La.

Second-Team:

Jalen Reagor, WR, Waxahachie
Pro Wells, TE, St. Petersburg, Fla.

Honorable Mention:

Darius Anderson, RB, Richmond
Taye Barber, WR, Cypress
Corey Bethley, DT, Katy
Cordell Iwuagwu, OG, Houston

ALL-CONFERENCE SELECTIONS

2020

Co-Defensive Freshman of the Year:

Khari Coleman, DE, New Orleans, La.

First-Team:

Tre'Vius Hodges-Tomlinson, CB, Waco
Trevon Moehrig, S, Spring Branch
Garret Wallow, LB, New Orleans, La.

Second-Team:

Ochaun Mathis, DE, Manor
Jordy Sandy, P, Traralgon, Australia

Honorable Mention:

Steve Avila, OL, Arlington
Taye Barber, WR, Cypress
Khari Coleman, DE, New Orleans, La.
Terrell Cooper, DT, Lindale
Derius Davis, KR/PR, Saint Francisville, La.
Quentin Johnston, WR, Temple
T.J. Stormont, OT, Statesville, N.C.
La'Kendrick Van Zandt, S, Henderson
Ar'Darius Washington, S, Shreveport La.

2021

First-Team:

Quentin Johnston, WR, Temple
Tre'Vius Hodges-Tomlinson, CB, Waco

Second-Team:

Steve Avila, C, Arlington
Derius Davis, KR/PR, Saint Francisville, La.
Ochaun Mathis, DE, Manor

Honorable Mention:

Taye Barber, WR, Cypress
Dylan Horton, DE, Frisco

ALL-STAR GAME SELECTIONS

BLUE-GREY GAME

| | |
|------|------------------------|
| 1940 | Bobby Sherrod, G |
| 1942 | Bruce Alford, E |
| 1942 | Derrell Palmer, T |
| 1946 | Fred Taylor, E |
| 1948 | George Brown, G |
| 1949 | Jack Archer, B |
| 1949 | Roger McAulley, T |
| 1950 | Max Eubanks, C |
| 1960 | Harry Moreland, HB |
| 1961 | Don Jackson, T |
| 1963 | Marvin Chipman, HB |
| 1964 | Larry Bulaich, HB |
| 1964 | Jim Fauver, HB |
| 1966 | Doyle Johnson, E |
| 1966 | John Richards, HB |
| 1966 | Porter Williams, G |
| 1969 | Linzy Cole, E |
| 1971 | Bobby Davis, FB |
| 1971 | Steve Judy, QB |
| 1972 | Billy Sadler, HB |
| 1972 | Guy Morriss, G |
| 1977 | James Wright, TE |
| 1980 | Stan Talley, P/TE |
| 1982 | Stanley Washington, WR |
| 1982 | Joe Hines, LB |
| 1983 | Allanda Smith, S |
| 1986 | W.C. Nix III, G/C |
| 1987 | David Spradlin, DE |
| 1987 | Clint Hailey, C |
| 1989 | Robert McWright, DB |
| 1989 | Fred Washington, DT |
| 1990 | Larry Brown, DB (MVP) |
| 1990 | Cedric Jackson, RB |
| 1991 | Roosevelt Collins, DE |
| 1992 | Tunji Bolden, LB |
| 1993 | John Oglesby, FB |
| 1997 | Chance McCarty, DE |
| 1997 | Mike Brown, TE |

CASINO DEL SOL GAME

| | |
|------|------------------|
| 2011 | Alex Ibiyoye, S |
| 2011 | Jason Teague, CB |
| 2011 | Jimmy Young, WR |
| 2012 | Anson Kelton, P |
| 2013 | Kenny Cain, LB |

COACHES ALL-AMERICA BOWL

| | |
|------|------------------------|
| 1960 | Merlin Priddy, HB |
| 1960 | Marvin Lasater, HB |
| 1961 | Bob Lilly, T |
| 1962 | Ray Pinion, G |
| 1964 | Tommy Joe Crutcher, FB |
| 1964 | Robert Mangum, G |
| 1973 | Guy Morriss, C |
| 1974 | Bert Simmons, K |
| 1974 | Charlie Davis, DT |
| 1976 | Ronald Parker, TE |

COLLEGE ALL-STAR

| | |
|------|--------------------|
| 1933 | Ben Boswell, T |
| 1936 | Jimmy Lawrence, HB |
| 1936 | Darrell Lester, C |
| 1936 | Tillie Manton, RB |

| | |
|------|--------------------|
| 1937 | Sammy Baugh, QB |
| 1938 | Davey O'Brien, QB |
| 1938 | I.B. Hale, T |
| 1938 | Ki Aldrich, C |
| 1942 | Bill Crawford, G |
| 1945 | Clyde Flowers, T |
| 1945 | Merle Gibson, E |
| 1946 | Derrell Palmer, T |
| 1946 | Bobby Sherrod, G |
| 1948 | Weldon Edwards, T |
| 1954 | Morgan Williams, T |
| 1956 | Hugh Pitts, C |
| 1958 | Jim Shofner, HB |
| 1961 | Bob Lilly, T |
| 1963 | Sonny Gibbs, QB |
| 1964 | Tommy Crutcher, FB |
| 1973 | Guy Morriss, C |

EAST-WEST SHRINE

| | |
|------|--------------------------|
| 1927 | Rags Matthews, E (MVP) |
| 1930 | Mike Brumbelow, G |
| 1930 | Noble Atkins, C |
| 1944 | Clyde Flowers, T |
| 1949 | Don Narrell, T |
| 1949 | Lindy Berry, QB |
| 1952 | Robert Blair, E |
| 1954 | Morgan Williams, T |
| 1955 | Ron Clinkscale, B |
| 1957 | Jim Shofner, RB |
| 1960 | Ramon Armstrong, G |
| 1960 | Don Floyd, T |
| 1960 | Jack Spikes, FB |
| 1960 | Arvie Martin, G |
| 1960 | Bob Lilly, T |
| 1961 | Ray Pinion, G |
| 1961 | Robert Plummer, T |
| 1961 | Buddy Iles, E (MVP) |
| 1962 | Sonny Gibbs, QB |
| 1963 | Tommy Crutcher, FB |
| 1963 | Robert Mangum, G |
| 1965 | Steve Garmon, G |
| 1965 | Ken Henson, C |
| 1966 | Frank Horak, DB |
| 1968 | Ross Montgomery, HB |
| 1971 | Bob Creech, DE |
| 1980 | Chris Judge, S |
| 1985 | Sean Thomas, DB |
| 1989 | Falanda Newton, DB |
| 1992 | Kelly Blackwell, TE |
| 1996 | Andre Davis, RB |
| 1998 | Chance McCarty, DE |
| 1998 | Matt Harper, DE |
| 2000 | Patrick Batteaux, WR |
| 2000 | Dennis Franchione, coach |
| 2001 | Aaron Schobel, DE |
| 2001 | Shawn Worthen, DT |
| 2001 | Cedric James, WR |
| 2002 | Charlie Owens, S |
| 2002 | Matt Schobel, TE |
| 2004 | Bo Schobel, DE |
| 2006 | Quincy Butler, CB |
| 2006 | Michael Toudouze, OT |
| 2007 | Herb Taylor, OT |
| 2007 | Marvin White, S |



| | |
|------|-----------------------|
| 2008 | Tommy Blake, DE |
| 2008 | Chase Ortiz, DE |
| 2008 | David Roach, S |
| 2009 | Aaron Brown, RB |
| 2010 | Jason Phillips, LB |
| 2010 | Marshall Newhouse, OT |
| 2012 | Tank Carder, LB |
| 2013 | Blaize Foltz, OG |
| 2015 | Sam Carter, S |
| 2015 | Tayo Fabuluje, OT |
| 2015 | Chuck Hunter, DT |
| 2020 | Cordell Iwuagwu, OG |
| 2022 | Obinna Eze, OT |

GRIDIRON CLASSIC

| | |
|------|-------------------|
| 2000 | David Bobo, OT |
| 2000 | Jeff Garner, C |
| 2001 | Victor Payne, OG |
| 2002 | Adrian Madise, WR |

HULA BOWL

| | |
|------|------------------------|
| 1954 | Morgan Williams, T |
| 1956 | Hugh Pitts, C |
| 1957 | Jim Swink, HB |
| 1957 | Norman Hamilton, T |
| 1960 | Jack Spikes, FB |
| 1961 | Bob Lilly, T |
| 1961 | Arvie Martin, C |
| 1962 | Buddy Iles, E |
| 1962 | Bobby Plummer, T |
| 1963 | Sonny Gibbs, QB |
| 1964 | Tommy Joe Crutcher, FB |
| 1965 | Ken Henson, C |
| 1967 | John Richards, DB |
| 1968 | F.A. Gresham, C |
| 1969 | Ross Montgomery, HB |
| 1982 | Stanley Washington, WR |
| 1984 | James Maness, WR |
| 1986 | W.C. Nix III, C/G |
| 1989 | Falanda Newton, S |
| 1992 | Kelly Blackwell, TE |
| 1994 | Royal West, DT |
| 1994 | Jimmy Oliver, WR |
| 1995 | Andre Davis, RB |
| 1997 | Mike Brown, TE |
| 1997 | Michael Reeder, K |
| 1999 | Reggie Hunt, S |
| 2000 | Curtis Fuller, S |
| 2004 | Nick Browne, K |
| 2004 | Gary Patterson, coach |
| 2005 | Martin Patterson, LB |
| 2007 | Jeff Ballard, QB |
| 2008 | David Roach, S |
| 2020 | Anthony McKinney, OT |
| 2022 | Antonio Ortiz, SN |

JAPAN BOWL

| | |
|------|-------------------|
| 1982 | Steve Stamp, QB |
| 1983 | Greg Townsend, DT |

MEDAL OF HONOR BOWL

| | |
|------|-------------------|
| 2013 | Casey Pachall, QB |
|------|-------------------|

NFLPA GAME

| | |
|------|--------------------|
| 2011 | Wayne Daniels, DE |
| 2012 | Johnny Fobbs, S |
| 2013 | Jeremy Coleman, DT |
| 2016 | Trevone Boykin, QB |
| 2018 | Kenny Hill, QB |
| 2018 | Patrick Morris, OG |
| 2018 | Matt Pryor, OT |

| | |
|------|-------------------|
| 2020 | Sewo Olonilua, RB |
| 2022 | Antonio Ortiz, SN |

OPTIMIST ALL-AMERICA BOWL

| | |
|------|------------------|
| 1962 | Lloyd Mynatt, LB |
|------|------------------|

PARADISE BOWL

| | |
|------|---------------------|
| 2002 | Jason Goss, CB |
| 2002 | Kenneth Hilliard, S |
| 2002 | Jamal Powell, OL |

SENIOR BOWL

| | |
|------|------------------------|
| 1957 | Charles Curtis, QB |
| 1957 | Joe Williams, C |
| 1958 | John Groom, G |
| 1960 | Don Floyd, T |
| 1966 | Frank Horak, DB |
| 1969 | Ross Montgomery, HB |
| 1973 | Guy Morriss, C |
| 1977 | Mike Renfro, E |
| 1983 | Kyle Clifton, LB |
| 1984 | James Maness, WR |
| 1984 | Sean Thomas, DB |
| 1985 | Kenneth Davis, RB |
| 1988 | Chris Becker, P |
| 1988 | Mitchell Benson, DT |
| 1989 | Fred Washington, DT |
| 1992 | Roosevelt Collins, DE |
| 1994 | Barret Robbins, C |
| 1995 | Andre Davis, RB |
| 2000 | L. Tomlinson, RB (MVP) |
| 2000 | Mike Keathley, OT |
| 2002 | LaMarcus McDonald, LB |
| 2010 | Jerry Hughes, DE |
| 2010 | Daryl Washington, LB |
| 2011 | Andy Dalton, QB |
| 2011 | Jeremy Kerley, WR |
| 2011 | Jake Kirkpatrick, C |
| 2015 | Tayo Fabuluje, OT |
| 2015 | Kevin White, CB |
| 2016 | Aaron Green, RB |
| 2017 | Josh Carraway, LB |
| 2018 | Joesph Noteboom, OT |
| 2019 | Ben Banogu, DE |
| 2019 | L.J. Collier, DE |
| 2020 | Darius Anderson, RB |
| 2020 | Jeff Gladney, CB |
| 2021 | Garret Wallow, LB |

TEXAS VS. THE NATION

| | |
|------|--------------------|
| 2007 | Eric Buchanan, S |
| 2008 | Brian Bonner, S |
| 2009 | Stephen Hodge, S |
| 2009 | Blake Schlueter, C |
| 2010 | Clint Gresham, SN |
| 2011 | Wayne Daniels, DE |
| 2013 | Skye Dawson, WR |
| 2013 | Matthew Tucker, TB |

TROPICAL BOWL

| | |
|------|-------------------|
| 2018 | Taj Williams, WR |
| 2019 | Jaelan Austin, WR |



TCU has seen a total of 204 players drafted into the NFL since 1936. Jimmy Lawrence was the first-ever draft pick, going No. 5 overall to the Chicago Cardinals. Additionally, the Horned Frogs had nine players drafted by the AFL.

| | | | | |
|-------------------|----|---------------------|----|-----|
| 1936 | | | | |
| Jimmy Lawrence | WB | Chicago Cardinals | 1 | 5 |
| Wilson Groseclose | T | Boston Redskins | 5 | 38 |
| Darrell Lester | C | Green Bay Packers | 5 | 43 |
| 1937 | | | | |
| Sammy Baugh | QB | Washington Redskins | 1 | 6 |
| Drew Ellis | T | Philadelphia Eagles | 3 | 21 |
| Walter Roach | E | Pittsburgh Pirates | 6 | 55 |
| Marv Baldwin | T | Green Bay Packers | 7 | 69 |
| Solon Holt | G | Cleveland Rams | 10 | 100 |
| 1939 | | | | |
| Ki Aldrich | C | Chicago Cardinals | 1 | 1 |
| Davey O'Brien | QB | Philadelphia Eagles | 1 | 4 |
| I.B. Hale | T | Washington Redskins | 1 | 8 |
| Forrest Kline | G | Brooklyn Dodgers | 9 | 75 |
| Johnny Hall | WB | Green Bay Packers | 9 | 79 |
| Allie White | G | Philadelphia Eagles | 13 | 114 |
| 1940 | | | | |
| Don Looney | E | Philadelphia Eagles | 8 | 63 |
| Earl Clark | B | New York Giants | 10 | 90 |
| Durward Horner | E | Philadelphia Eagles | 12 | 103 |
| 1941 | | | | |
| Jack Odle | QB | Chicago Bears | 20 | 188 |
| 1942 | | | | |
| Bill Roach | E | Pittsburgh Steelers | 12 | 101 |
| Woody Adams | T | Green Bay Packers | 22 | 199 |
| 1943 | | | | |
| Derrell Palmer | DT | Chicago Bears | 6 | 49 |
| Bruce Alford | E | Philadelphia Eagles | 8 | 62 |
| 1944 | | | | |
| Clyde Flowers | T | New York Giants | 3 | 21 |
| Van Hall | B | Card-Pitt | 14 | 132 |
| John Bond | B | Boston Yanks | 15 | 153 |
| 1945 | | | | |
| Zeke Chronister | E | Chicago Cardinals | 5 | 35 |
| Merle Gibson | E | Chicago Bears | 15 | 149 |
| 1946 | | | | |
| Pete Stout | FB | New York Giants | 5 | 35 |
| 1947 | | | | |
| Weldon Edwards | T | Washington Redskins | 14 | 119 |
| Fred Taylor | E | Pittsburgh Steelers | 22 | 198 |
| John Polzin | G | Boston Yanks | 25 | 227 |
| Dave Bloxom | B | Boston Yanks | 26 | 237 |
| 1948 | | | | |
| Norm Cox | QB | Chicago Bears | 31 | 291 |
| 1949 | | | | |
| Doug Brightwell | C | Pittsburgh Steelers | 6 | 56 |
| George Brown | G | Pittsburgh Steelers | 8 | 76 |
| Leon Joslin | B | Chicago Cardinals | 21 | 210 |
| 1950 | | | | |
| Morris Bailey | E | San Francisco 49ers | 4 | 49 |
| Don Narrell | T | New York Yanks | 7 | 81 |
| Lindy Berry | B | San Francisco 49ers | 7 | 89 |
| Jack Archer | B | New York Yanks | 8 | 94 |
| Roger McAuley | G | New York Yanks | 11 | 133 |
| Hal Kilman | T | Los Angeles Rams | 27 | 350 |
| 1951 | | | | |
| Clarence Marable | T | Washington Redskins | 21 | 246 |
| 1952 | | | | |
| Keith Flowers | C | Detroit Lions | 11 | 130 |
| Doug Conaway | T | Washington Redskins | 14 | 163 |
| Bobby Jack Floyd | FB | Green Bay Packers | 15 | 172 |
| Herb Zimmerman | G | Green Bay Packers | 21 | 244 |
| Gil Bartosh | B | New York Giants | 27 | 314 |
| 1953 | | | | |
| Bob Blair | E | Baltimore Colts | 9 | 99 |
| Carlton McCormack | C | Detroit Lions | 9 | 110 |
| Charley Wrenn | T | Green Bay Packers | 14 | 164 |
| John Harville | B | Green Bay Packers | 20 | 236 |
| Wayne Martin | E | Chicago Bears | 21 | 247 |
| 1954 | | | | |
| Hal Lambert | T | Philadelphia Eagles | 6 | 69 |
| Morgan Williams | G | San Francisco 49ers | 13 | 155 |
| Ray McKown | B | Philadelphia Eagles | 15 | 177 |
| Johnny Crouch | E | Philadelphia Eagles | 21 | 249 |
| 1955 | | | | |
| Johnny Crouch | E | Green Bay Packers | 8 | 89 |
| Dick Laswell | T | Baltimore Colts | 16 | 184 |
| Claude Roach | G | Chicago Bears | 18 | 215 |
| Dave Finney | B | Philadelphia Eagles | 30 | 357 |
| 1956 | | | | |
| Hugh Pitts | LB | Los Angeles Rams | 2 | 23 |
| Ray Taylor | B | Pittsburgh Steelers | 6 | 63 |
| Bryan Ingram | E | Pittsburgh Steelers | 24 | 279 |
| 1957 | | | | |
| Jim Swink | HB | Chicago Bears | 2 | 25 |
| Chuck Curtis | QB | New York Giants | 7 | 85 |
| John Mitchell | C | Los Angeles Rams | 9 | 99 |
| Ken Wineburg | B | Green Bay Packers | 9 | 100 |
| John Nikkel | E | Detroit Lions | 9 | 107 |
| Buddy Dike | B | Philadelphia Eagles | 12 | 134 |
| Bill Curtis | B | San Francisco 49ers | 28 | 332 |
| Vern Hallbeck | B | San Francisco 49ers | 29 | 344 |
| 1958 | | | | |
| Jim Shofner | DB | Cleveland Browns | 1 | 13 |
| Ken Miller | T | Cleveland Browns | 14 | 168 |
| Jim Faulk | B | Baltimore Colts | 21 | 250 |
| John Groom | G | Washington Redskins | 25 | 294 |
| 1959 | | | | |
| Justin Rowland | DB | Chicago Bears | 12 | 140 |
| Joe Robb | DE | Chicago Bears | 14 | 164 |
| Lonny Leatherman | E | Baltimore Colts | 22 | 264 |

| | | | | |
|-------------------|----|----------------------|----|-----|
| 1960 | | | | |
| Jack Spikes | FB | Pittsburgh Steelers | 1 | 6 |
| Don Floyd | DE | Baltimore Colts | 2 | 23 |
| Marv Lasater | B | Baltimore Colts | 5 | 58 |
| Marshall Harris | G | Pittsburgh Steelers | 9 | 102 |
| Arvie Martin | C | Pittsburgh Steelers | 10 | 115 |
| Ray Armstrong | DT | Philadelphia Eagles | 20 | 236 |
| 1961 | | | | |
| Bob Lilly | DT | Dallas Cowboys | 1 | 13 |
| Billy Gault | HB | Cleveland Browns | 11 | 153 |
| 1962 | | | | |
| Sonny Gibbs | QB | Dallas Cowboys | 2 | 18 |
| Bobby Plummer | DT | Dallas Cowboys | 3 | 39 |
| 1963 | | | | |
| Rudy Mathews | T | Philadelphia Eagles | 18 | 242 |
| 1964 | | | | |
| Tommy Crutcher | LB | Green Bay Packers | 3 | 41 |
| Ken Henson | C | Los Angeles Rams | 5 | 63 |
| 1965 | | | | |
| Larry Bulaich | B | Green Bay Packers | 9 | 122 |
| 1967 | | | | |
| Bruce Alford | K | Chicago Bears | 5 | 119 |
| Frank Horak | DB | Los Angeles Rams | 11 | 278 |
| 1968 | | | | |
| Mickey McCarty | TE | Kansas City Chiefs | 4 | 90 |
| 1969 | | | | |
| Ross Montgomery | RB | Chicago Bears | 3 | 66 |
| Larry Adams | DT | Cleveland Browns | 6 | 145 |
| Bubba Thornton | WR | Buffalo Bills | 14 | 339 |
| 1970 | | | | |
| Norm Bulaich | RB | Baltimore Colts | 1 | 18 |
| Linzey Cole | WR | Chicago Bears | 9 | 210 |
| Jim Vanderslice | LB | San Francisco 49ers | 13 | 321 |
| 1971 | | | | |
| Busty Underwood | QB | Buffalo Bills | 13 | 316 |
| Bob Creech | LB | Philadelphia Eagles | 14 | 342 |
| 1973 | | | | |
| Guy Morris | C | Philadelphia Eagles | 2 | 28 |
| Lyle Blackwood | DB | Denver Broncos | 9 | 217 |
| 1974 | | | | |
| Berl Simmons | K | Minnesota Vikings | 8 | 207 |
| Charles Davis | DT | Pittsburgh Steelers | 9 | 229 |
| Kent Marshall | DB | New Orleans Saints | 14 | 348 |
| Sid Bond | T | Philadelphia Eagles | 15 | 375 |
| 1975 | | | | |
| Merle Wang | T | Cleveland Browns | 7 | 161 |
| Gene Hernandez | DB | San Francisco 49ers | 11 | 270 |
| 1976 | | | | |
| Ronald Parker | TE | Chicago Bears | 16 | 442 |
| 1978 | | | | |
| Mike Renfro | WR | Houston Oilers | 4 | 98 |
| James Wright | TE | Atlanta Falcons | 7 | 179 |
| 1979 | | | | |
| Marshall Harris | DE | New York Jets | 8 | 198 |
| 1980 | | | | |
| Wes Roberts | DE | Baltimore Colts | 7 | 170 |
| Chris Judge | DB | Chicago Bears | 11 | 296 |
| 1982 | | | | |
| Phil Epps | WR | Green Bay Packers | 12 | 321 |
| 1983 | | | | |
| Greg Townsend | DE | Los Angeles Raiders | 4 | 110 |
| Darrell Patterson | LB | New York Giants | 6 | 151 |
| Marcus Gilbert | RB | Washington Redskins | 9 | 251 |
| 1984 | | | | |
| Allanda Smith | DB | Minnesota Vikings | 1 | 13 |
| Kyle Clifton | LB | New York Jets | 3 | 64 |
| Robert Lyles | LB | Houston Oilers | 5 | 114 |
| John Thomas | DB | Philadelphia Eagles | 10 | 256 |
| 1985 | | | | |
| Sean Thomas | DB | Cincinnati Bengals | 3 | 70 |
| James Maness | WR | Chicago Bears | 3 | 78 |
| Dan Sharp | TE | Miami Dolphins | 8 | 223 |
| 1986 | | | | |
| Kenneth Davis | RB | Green Bay Packers | 2 | 41 |
| Gary Spann | LB | Green Bay Packers | 10 | 263 |
| 1988 | | | | |
| Tony Jeffery | RB | Phoenix Cardinals | 2 | 38 |
| David Spradlin | LB | Houston Oilers | 9 | 241 |
| John Booty | DB | New York Jets | 10 | 257 |
| 1989 | | | | |
| Mitchell Benson | NT | Indianapolis Colts | 3 | 72 |
| Stan Petry | DB | Kansas City Chiefs | 4 | 88 |
| Chris Becker | P | Phoenix Cardinals | 10 | 261 |
| Scott Ankrom | WR | Dallas Cowboys | 12 | 308 |
| 1990 | | | | |
| Fred Washington | DT | Chicago Bears | 2 | 32 |
| Robert McWright | DB | New York Jets | 5 | 134 |
| Darrell Davis | DE | New York Jets | 12 | 306 |
| 1991 | | | | |
| Cedric Jackson | RB | Detroit Lions | 8 | 205 |
| Larry Brown | DB | Dallas Cowboys | 12 | 320 |
| 1992 | | | | |
| Roosevelt Collins | LB | Miami Dolphins | 6 | 155 |
| 1995 | | | | |
| Barret Robbins | C | Oakland Raiders | 2 | 49 |
| Jimmy Oliver | WR | San Diego Chargers | 2 | 61 |
| 1997 | | | | |
| Ryan Tucker | T | St. Louis Rams | 4 | 112 |
| 1998 | | | | |
| Jason Tucker | WR | Cincinnati Bengals | 6 | 167 |
| Chance McCarty | DE | Tampa Bay Buccaneers | 7 | 212 |

| | | | | |
|-----------------------|-----|----------------------|---|-----|
| 2001 | | | | |
| LaDainian Tomlinson | RB | San Diego Chargers | 1 | 5 |
| Aaron Schobel | DE | Buffalo Bills | 2 | 46 |
| George Layne | RB | Kansas City Chiefs | 4 | 108 |
| Curtis Fuller | DB | Seattle Seahawks | 4 | 127 |
| Shawn Worthen | DT | Minnesota Vikings | 4 | 130 |
| Cedric James | WR | Minnesota Vikings | 4 | 131 |
| 2002 | | | | |
| Matt Schobel | TE | Cincinnati Bengals | 3 | 67 |
| 2003 | | | | |
| Adrian Madise | WR | Denver Broncos | 5 | 158 |
| LaTarence Dunbar | WR | Atlanta Falcons | 6 | 196 |
| 2004 | | | | |
| Bo Schobel | DE | Tennessee Titans | 4 | 103 |
| 2005 | | | | |
| Anthony Alabi | T | Miami Dolphins | 5 | 162 |
| 2006 | | | | |
| Cory Rodgers | WR | Green Bay Packers | 4 | 104 |
| Michael Toudouze | G | Indianapolis Colts | 5 | 162 |
| Drew Coleman | DB | New York Jets | 6 | 189 |
| 2007 | | | | |
| Marvin White | DB | Cincinnati Bengals | 4 | 114 |
| Herbert Taylor | T | Kansas City Chiefs | 6 | 196 |
| 2009 | | | | |
| Jason Phillips | LB | Baltimore Ravens | 5 | 137 |
| Robert Henson | LB | Washington Redskins | 6 | 186 |
| Aaron Brown | RB | Detroit Lions | 6 | 192 |
| Stephen Hodge | DB | Dallas Cowboys | 6 | 197 |
| Blake Schlueter | C | Denver Broncos | 7 | 225 |
| 2010 | | | | |
| Jerry Hughes | DE | Indianapolis Colts | 1 | 31 |
| Daryl Washington | LB | Arizona Cardinals | 2 | 47 |
| Marshall Newhouse | G | Green Bay Packers | 5 | 169 |
| 2011 | | | | |
| Andy Dalton | QB | Cincinnati Bengals | 2 | 35 |
| Marcus Cannon | T | New England Patriots | 5 | 138 |
| Jeremy Kerley | WR | New York Jets | 5 | 153 |
| Colin Jones | DB | San Francisco 49ers | 6 | 190 |
| Malcolm Williams | DB | New England Patriots | 7 | 219 |
| 2012 | | | | |
| Tank Carder | LB | Buffalo Bills | 5 | 147 |
| Greg McCoy | DB | Chicago Bears | 7 | 220 |
| 2013 | | | | |
| Josh Boyce | WR | New England Patriots | 4 | 102 |
| Stansly Maponga | DE | Atlanta Falcons | 5 | 153 |
| 2014 | | | | |
| Jason Verrett | DB | San Diego Chargers | 1 | 25 |
| 2015 | | | | |
| Paul Dawson | ILB | Cincinnati Bengals | 3 | 99 |
| Tayo Fabulujje | T | Chicago Bears | 6 | 183 |
| 2016 | | | | |
| Josh Doctson | WR | Washington Redskins | 1 | 22 |
| Derrick Kindred | S | Cleveland Browns | 4 | 129 |
| Halapoulivaati Vaitai | T | Philadelphia Eagles | 5 | 164 |
| Kolby Listenbee | WR | Buffalo Bills | 6 | 192 |
| Joey Hunt | C | Seattle Seahawks | 6 | 215 |
| 2017 | | | | |
| Josh Carraway | OLB | Tennessee Titans | 7 | 22 |

FROGS IN THE PROS

TCU has sent a total of 248 players into professional camps dating back to 1927, when former Horned Frog Rollin Roach joined the Chicago Cardinals. Included among the group are 16 first-round draft picks.

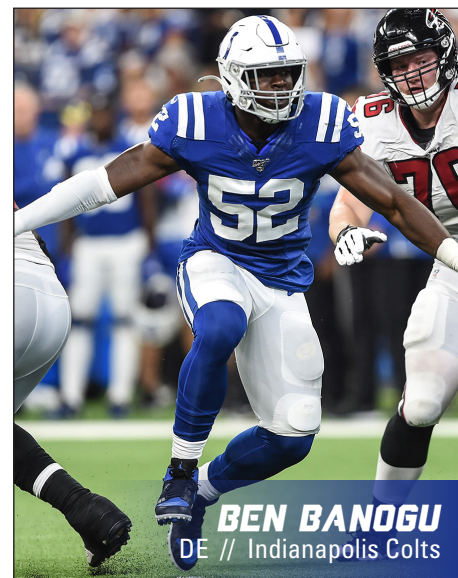


Frogs currently on NFL rosters (August 1, 2022):

Anderson, Darius • RB • Dallas Cowboys, 2020;
Indianapolis Colts, 2020-2021; Houston Texans, 2022-present
Banogu, Ben • LB • Indianapolis Colts, 2019-present
Blacklock, Ross • DT • Houston Texans, 2020-present
Carter, TJ • S • Los Angeles Rams, 2022-present
Collier, LJ • DE • Seattle Seahawks, 2019-present
(1st Round Draft Pick)
Collins, Aviante • OT • Minnesota Vikings, 2017-20;
Pittsburgh Steelers, 2021; Dallas Cowboys 2022-present
Dalton, Andy • QB • Cincinnati Bengals, 2011-19;
Dallas Cowboys, 2020; Chicago Bears, 2021; New Orleans Saints,
2022-present
Eze, Obinna • OT • Detroit Lions, 2022-present
Gaines, Innis • S • Green Bay Packers, 2021-present
Howard, Travin • LB • Los Angeles Rams, 2018-present
Hughes, Jerry • DE • Indianapolis Colts, 2010-2012
(1st Round Draft pick), Buffalo Bills, 2013-2021; Houston Texas,
2022-present
Moehrig, Tre'von • S • Las Vegas Raiders, 2021-present
(2nd Round Draft Pick)
Niang, Lucas • OT • Kansas City Chiefs, 2020-present
Noteboom, Joseph • OT • Los Angeles Rams, 2018-present
Pryor, Matt • OT • Philadelphia Eagles, 2018-2020; Indianapolis Colts,
2021-present
Reagor, Jalen • WR • Philadelphia Eagles, 2020-present
(1st Round Draft Pick)
Schlottmann, Austin • C • Denver Broncos, 2018-2021; Minnesota
Vikings, 2022-present
Scott, Vernon • DB • Green Bay Packers, 2020-present
Summers, Ty • LB • Green Bay Packers, 2019-present
Turpin, KaVontae • WR • Dallas Cowboys, 2022-present
Vaitai, Halapoulivaati • OT • Philadelphia Eagles, 2016-19;
Detroit Lions, 2020-present
Verrett, Jason • CB • San Diego/Los Angeles Chargers, 2014-18;
San Francisco 49ers, 2019-present
(1st Round Draft Pick)
Wallow, Garrett • LB • Houston Texans, 2021-present
(5th Round Draft Pick)
Washington, Ar'Darius • S • Baltimore Ravens, 2021-present

Atabi, Anthony • OL • Miami Dolphins, 2005-07;
Tampa Bay Buccaneers, 2009
Aldrich, Ki • C-LB • Chicago Cardinals, 1939-40 (1st round
draft pick in '39); Washington Redskins, 1941-42, 1945-47
Alford, Bruce Jr. • K • Washington Redskins, 1967;
Buffalo Bills, 1968-69
Alford, Bruce Sr. • E • New York Yankees, 1946-49;
New York Yanks, 1950-51
Allen, Anthony • CB • Denver Gold (USFL), 1983-84;
Arizona Outlaws (USFL), 1985
Anderson, Johnathan • LB • Chicago Bears, 2015-2018;
New York Giants, 2019
Ankrom, Scott • WR • Dallas Cowboys, 1989-90
Armstrong, Ramon • OG • Oakland Raiders, 1960
Bailey, Morris • E • Edmonton Eskimos (CFL), 1950
Bartosh, Gil • HB • British Columbia Lions (CFL), 1955
Batteaux, Patrick • WR • San Diego Chargers, 2000-01
Baugh, Sammy • QB • Washington Redskins, 1937-52 (1st round
draft pick in '37)
Benson, Mitchell • DT • Indianapolis Colts, 1989-91
Berry, Lindy • QB • Edmonton Eskimos (CFL), 1950-51
Berry, Ray • CB • Oakland Invaders (USFL), 1983
Blackwell, Kelly • TE • Chicago Bears, 1992;
Dallas Cowboys/San Diego Chargers, 1993
Blackwood, Lyle • DB • Cincinnati Bengals, 1973-75;
Seattle Seahawks, 1976; Baltimore Colts, 1977-80;
Miami Dolphins, 1981-87
Boesen, Mat • DE • Buffalo Bills, 2018
Bonner, Brian • DB • New York Sentinels (UFL), 2007-09;
Edmonton Eskimos (CFL), 2011-12
Booty, John • CB • New York Jets, 1989-91;
Philadelphia Eagles, 1992; Phoenix Cardinals, 1993-96
Boswell, Ben • T • Portsmouth Spartans, 1933;
Boston Redskins, 1934
Boyce, Josh • WR • New England Patriots, 2013-2014
Boykin, Trevone • QB • Seattle Seahawks, 2016
Brazier, Jerome • CB • Saskatchewan Roughriders (CFL), 2006
Brightwood, Doug • C • Saskatchewan Roughriders (CFL), 1949;
Edmonton Eskimos (CFL), 1950
Brown, Aaron • RB • Detroit Lions, 2009-2011
Brown, George • G • New York Yankees, 1949;
New York Yanks, 1950; British Columbia Lions (CFL), 1954

Brown, Larry • CB • Dallas Cowboys, 1991-95, '98;
Oakland Raiders, 1996-97
Bulaich, Norm • RB • Baltimore Colts, 1970-72 (1st-round draft
pick in '70); Philadelphia Eagles, 1973-74;
Miami Dolphins, 1975-79
Butler, Quincy • CB • Dallas Cowboys, 2006-08;
St. Louis Rams, 2008-11; Calgary Stampeders (CFL), 2011-12
Cannon, Marcus • OT • New England Patriots, 2011-2020;
Houston Texans, 2021
Carder, Tank • LB • Cleveland Browns, 2012-17
Carraway, Josh • LB • Los Angeles Rams, 2017-19
Casper, Charley • HB • St. Louis Gunners, 1934;
Green Bay Packers, 1934; Pittsburgh Pirates, 1935
Christian, Ryan • WR • Toronto Argonauts (CFL), 2010-11
Clifton, Kyle • LB • New York Jets, 1984-96
Clinkscale, Ron • HB • British Columbia Lions (CFL), 1955;
Calgary Stampeders, (CFL), 1956-68
Cole, Linzy • WR • Chicago Bears, 1970; Houston Oilers, 1971;
Buffalo Bills, 1972; Philadelphia Bell (WFL), 1974
Coleman, Drew • CB • New York Jets, 2006-2011;
Jacksonville Jaguars, 2011
Collins, Roosevelt • LB • Miami Dolphins, 1992-93
Cox, Norm • HB • Chicago Rockets, 1946-47
Creech, Bob • LB • Philadelphia Eagles, 1971-72;
New Orleans Saints, 1973; Houston Texans (WFL), 1974;
Shreveport Steamers (WFL), 1974-75
Crutcher, Tommy Joe • LB • Green Bay Packers 1964-67,
1971-72; New York Giants, 1968-69
Curtis, Chuck • QB • Winnipeg Blue Bombers (CFL), 1957
Davis, Charlie • DT • Pittsburgh Steelers, 1974;
St. Louis Cardinals, 1975-79;
Houston Gamblers (USFL), 1984
Davis, Darrell • LB • New York Jets, 1990; 1993-97;
Kansas City Chiefs, 1991-92
Davis, Kenneth • RB • Green Bay Packers (Packers' first pick),
1986-88; Buffalo Bills, 1989-94
Dawson, Paul • LB • Cincinnati Bengals, 2015-16;
Seattle Seahawks, 2017
Dawson, Skye • WR • Washington Redskins, 2013-15
Dean, Kevin • LB • San Francisco 49ers, 1987
Diarse, John • WR • Denver Broncos, 2018
Doctson, Josh • WR • Washington Football Team, 2016-19
(1st Round Draft Pick); New York Jets, 2020
Dribbles, Larry • DT • Calgary Stampeders (CFL), 1973
Dunbar, James • G • Chicago Bears • 2014-15
Dunbar, LaTarence • WR • Atlanta Falcons, 2003;
Cleveland Browns, 2004; Houston Texans, 2005;
Montreal Alouettes (CFL), 2006
Edwards, Weldon "Scratch" • Washington Redskins, 1948
Elliott, Bill • G • Edmonton Eskimos (CFL), 1948
Ellis, Drew • T • Philadelphia Eagles, 1938-39
Ingram, Bryan • E • Calgary Stampeders (CFL), 1956-57
Enis, Hunter • QB • Dallas Texans, 1960; San Diego Chargers,
1961; Denver Broncos, 1962; Oakland Raiders, 1963
Eppe, Phillip • WR • Green Bay Packers, 1982-88;
Buffalo Bills, 1989
Evans, Greg • DB • Buffalo Bills, 1994-95;
Indianapolis Colts, 1996
Evans, Lon • G • Green Bay Packers, 1933-37
Evans, Norm • OT • Houston Oilers, 1965;
Miami Dolphins, 1966-75; Seattle Seahawks, 1976-77
Fabulujie, Tayo • OT • Chicago Bears, 2015
Fauver, Jim • HB • Edmonton Eskimos (CFL), 1965
Fitch, Zarnell • DT • New York Jets, 2006; Baltimore Ravens 2007
Flowers, Keith • C • Dallas Texans, 1952
Floyd, Bobby Jack • HB • Green Bay Packers, 1952;
Chicago Bears, 1953
Floyd, Don • DE • Houston Oilers, 1960-67
Fuller, Curtis • S • Seattle Seahawks, 2001-02;
Green Bay Packers, 2003; Carolina Panthers, 2004
Gault, Billy • DB • Minnesota Vikings, 1961
Gibbs, Donnie • P • New Orleans Saints, 1974
Gibbs, Sonny • QB • Dallas Cowboys, 1963; Detroit Lions, 1964
Gladney, Jeff • CB • Minnesota Vikings, 2020-21
(1st Round Draft Pick)
Godbolt, Marvin • DB • Toronto Argonauts (CFL), 2005-06
Gravelle, Lucas • LS • Miami Dolphins, 2018
Green, Aaron • RB • Los Angeles Rams, 2016
Gresham, Clint • LS • Seattle Seahawks, 2010-2015
Hall, John • HB • Chicago Cardinals, 1940-41, 1943;
Detroit Lions, 1942
Hamilton, Norm • T-DE • Montreal Alouettes (CFL), 1957
Handler, Phil • G • Chicago Cardinals, 1930-36
Harris, Marshall • DE • Cleveland Browns, 1980-82; New
England Patriots, 1983; New Jersey Generals (USFL), 1984



FROGS IN THE PROS



JERRY HUGHES
DE // Houston Texans



HALAPOULIVAATI VAITAI
OT // Detroit Lions



TREVON MOEHRIG
S // Las Vegas Raiders

Hawthorne, David • LB • Seattle Seahawks, 2008-11; New Orleans Saints, 2012-2015
Headrick, Sherrill • LB • Dallas Texans, 1960-62; Kansas City Chiefs, 1963-67; Cincinnati Bengals, 1968
Henson, Ken • C • Pittsburgh Steelers, 1965
Henson, Robert • LB • Washington Redskins, 2009-2010
Hights, TreVontaet • WR • Carolina Panthers, 2020
Hines, Joe • LB • Washington Federals (USFL), 1984
Hinton, Grassy • QB • Staten Island Stapletons, 1932
Howell, Foster • T • Cincinnati Reds, 1934
Hunt, Cole • TE • Los Angeles Chargers, 2018-2019; Carolina Panthers, 2019
Hunt, Joey • C • Seattle Seahawks, 2016-20; Indianapolis Colts, 2021
Hunt, Reggie • DB • Saskatchewan Rough Riders (CFL), 2002-07; Montreal Alouettes (CFL), 2008-09
Hyder, Gaylon • DT • St. Louis Rams, 1999-2000; Cleveland Browns, 2001
Iwuagwu, Cordel • OG • Houston Texans, 2020; Cleveland Browns, 2020-2021; Michigan Panthers, 2022-present
Jackson, Cedric • RB • Detroit Lions, 1991
James, Cedric • WR • Minnesota Vikings, 2001-02; Dallas Cowboys, 2003; New England Patriots, 2004-05
Jeffrey, Tony • RB • Phoenix Cardinals, 1988
Jones, Colin • S • San Francisco 49ers 2011; Carolina Panthers 2012-2019
Jones, Lenoy • LB • Tennessee Oilers, 1996-98; Cleveland Browns, 1999-2001
Kerley, Jeremy • WR • New York Jets 2011-2015, 2017; San Francisco 49ers, 2016; Buffalo Bills, 2018
Kindred, Derrick • S • Cleveland Browns, 2016-18; Indianapolis Colts, 2019; San Francisco 49ers, 2020
Kring, Frank • B • Detroit Lions, 1945
Lawrence, Jimmy • HB • Chicago Cardinals (1st round draft pick), 1936-39; Green Bay Packers, 1939
Layne, George • FB • Atlanta Falcons, 2001-04; San Diego Chargers, 2004; Montreal Alouettes (CFL), 2005
Lester, Darrell • C • Green Bay Packers, 1937-38
Lewis, Wilton (Bill) • HB • Cincinnati Reds, 1934
Lilly, Bob • DT • Dallas Cowboys, 1962-74 (1st round draft pick in '61)
Linne, Aubrey • E • Baltimore Colts, 1961; Toronto Argonauts (CFL), 1962-63
Looney, Don • E • Philadelphia Eagles, 1940; Pittsburgh Steelers, 1941-42
Lyles, Robert • LB • Houston Oilers, 1984-89; Atlanta Falcons, 1990-92
Lynn, Artayvious • TE • Dallas Cowboys, 2021
Madise, Adrian • WR • Denver Broncos, 2003; Tampa Bay Buccaneers, 2004-05; Winnipeg Blue Bombers (CFL), 2006-07
Maness, James • WR • Chicago Bears, 1985
Manton, Tillie • HB • New York Giants, 1936-38; Washington Redskins, 1938; Brooklyn Dodgers, 1943
Maponga, Stanly • DE • Atlanta Falcons, 2013-14; New York Giants, 2015; Denver Broncos, 2018
McCarty, Chance • DE • Saskatchewan Rough Riders (CFL), 2002
McCarty, Mickey • E • Kansas City Chiefs, 1969; Chicago Fire (WFL), 1974; Detroit Wheels (WFL), 1974
McDonald, LaMarcus • New Orleans Saints, 2003-05
McKinney, Anthony • OT • Tennessee Titans, 2020
Mitchell, Basil • RB • Green Bay Packers, 1999; Denver Broncos, 2000
Modkins, Jeremy • S • Cleveland Browns, 2006
Montgomery, Ross • RB • Chicago Bears, 1969-70
Morris, Patrick • C • Pittsburgh Steelers, 2018-19; Denver Broncos, 2020; Tennessee Titans, 2021
Morriss, Guy • C • Philadelphia Eagles, 1973-83; New England Patriots, 1984-87
Morton, John • LB • San Francisco 49ers, 1953
Mynatt, Lloyd • LB • Oakland Raiders, 1963
Narrell, Don • T • Edmonton Eskimos (CFL), 1950
Newhouse, Marshall • OT • Green Bay Packers, 2010-2015; New York Giants, 2015-2016; Oakland Raiders, 2017; Buffalo Bills, 2018-2019; New Orleans Saints, 2019
Newton, Kelvin • LB • Denver Gold (USFL), 1983-84
Nix, Emery • QB • New York Giants, 1943, 1946
Nix, Kent • QB • Pittsburgh Steelers, 1967-69; Chicago Bears, 1970-71; Houston Oilers, 1972
O'Brien, Davey • QB • Philadelphia Eagles, 1939-40 (1st round draft pick)
Oliver, Jimmy • WR • Ottawa Renegades (CFL), 2002
Olunlua, Sewo • RB • Dallas Cowboys, 2020-present
O'Neal, Jim • G • Chicago Rockets, 1946-47
Orr, Nick • S • Chicago Bears, 2018
Ortiz, Chase • DL • Winnipeg Blue Bombers (CFL), 2009
Palmer, Derrell • T • New York Yankees, 1946-48; Cleveland Browns, 1949-53
Patterson, Darrell • LB • Winnipeg Blue Bombers (CFL), 1984-90
Patton, Cliff • OG • Philadelphia Eagles, 1946-50; Chicago Cardinals, 1951
Petry, Stanley • CB • Kansas City Chiefs, 1989-90

Phillips, Jason • LB • Baltimore Ravens 2010-11; Carolina Panthers 2011-12
Pitts, Hugh • LB • Los Angeles Rams, 1956; Houston Oilers, 1960
Pollard, Robert • DE • San Diego Chargers, 2004; Seattle Seahawks, 2005-06
Porter, Greg • K • Washington Federals (USFL), 1984
Powell, Jamal • C • Hamilton Tiger-Cats (CFL), 2005-06
Priddy, Merlin • RB • Buffalo Bills, 1960
Priest, Rafael • CB • British Columbia Lions (CFL), 2011; Montreal Alouettes (CFL), 2013
Renfro, Mike • WR • Houston Oilers, 1978-84; Dallas Cowboys, 1984-87
Retkofsky, Jared • DS • Pittsburgh Steelers, 2007-09
Roach, David • S • St. Louis Rams, 2008; New Orleans Saints, 2008-09; St. Louis Rams, 2010; Detroit Lions 2010
Roach, Rollin • HB • Chicago Cardinals, 1927
Robb, Joe • DE • Philadelphia Eagles, 1959-60; St. Louis Cardinals, 1961-67; Detroit Lions, 1968-71; Houston Texans (WFL), 1974; Shreveport Steamers (WFL), 1974
Robbins, Barret • C • Oakland Raiders, 1995-03
Roberts, Wesley • OT • New York Jets, 1980; Michigan Panthers (USFL), 1983
Roberts, Glynn • G • Chicago Cardinals, 1939
Rodgers, Cory • WR • British Columbia Lions (CFL), 2007-09
Rowland, Justin • DB • Chicago Bears, 1960; Minnesota Vikings, 1962; Denver Broncos, 1963
Sadler, Bill • RB • Detroit Wheels (WFL), 1974; San Antonio Wings (WFL), 1975
Sanders, Tyrone • DB • British Columbia Lions (CFL), 2005
Schobel, Aaron • DE • Buffalo Bills, 2001-09
Schobel, Bo • DE • Tennessee Titans, 2005; Indianapolis Colts, 2006; Arizona Cardinals, 2007-2008
Schobel, Matt • TE • Cincinnati Bengals, 2002-05; Philadelphia Eagles, 2006-09
Sharp, Dan • TE • Atlanta Falcons, 1986-87
Shofner, Jim • DB • Cleveland Browns, 1958-63 (1st round draft pick)
Shook, Fred • C • Chicago Cardinals, 1941
Simien, Tracy • LB • Kansas City Chiefs, 1991-97
Smith, Allanda • DB • Los Angeles Express (USFL), 1984-85
Spikes, Jack • FB • Dallas Texans, 1960-62 (1st round draft pick in '60); Kansas City Chiefs, 1963-64; San Diego Chargers, 1964; Houston Oilers, 1965; Buffalo Bills, 1966-67
Stout, Pete • FB • Washington Redskins, 1949-50
Swink, Jim • HB • Dallas Texans, 1960
Taliferro, Mike • DT • Denver Gold (USFL), 1985
Talley, Stan • P • Oakland Invaders (USFL), 1983-85; Los Angeles Raiders, 1986-87
Taylor, Herb • T • Kansas City Chiefs, 2007-08; Denver Broncos, 2009; Green Bay Packers, 2011; Jacksonville Jaguars, 2013
Texada, Ranthony • CB • Washington Redskins, 2018
Thomas, Sean • DB • Atlanta Falcons, 1985; Cincinnati Bengals, 1985; San Francisco 49ers, 1987
Thornton, Charles (Bubba) • WR • Buffalo Bills, 1969; Jacksonville Sharks (WFL), 1974
Tomlinson, LaDainian • TB • San Diego Chargers, 2001-2009 (1st round draft pick); New York Jets, 2010-11
Toudouze, Michael • OT • Indianapolis Colts, 2006-09, 2010-11
Townsend, Greg • DE • Los Angeles Raiders, 1983-93
Tucker, Jason • WR • Dallas Cowboys, 1999-2000; Edmonton Eskimos (CFL), 2002-08
Tucker, Matthew • RB • Philadelphia Eagles, 2013-2015
Tucker, Ryan • C • St. Louis Rams, 1997-2001; Cleveland Browns, 2002-09
Turntine, John • DL • Ottawa Renegades (CFL), 2004-05
Uecker, Vernon • G • Winnipeg Blue Bombers (CFL), 1957
Vaught, Ted • E • San Francisco 49ers, 1955
Walls, Willie • E • New York Giants, 1937-39, 1941-43
Washington, Daryl • LB • Arizona Cardinals, 2010-2013
Washington, Fred • DT • Chicago Bears, 1990
Washington, John • WR • New York Giants, 1998; Dallas Cowboys, 1999
Washington, Stanley • WR • Montreal Concordes (CFL), 1984; Saskatchewan Roughriders (CFL), 1984; Toronto Argonauts (CFL), 1985
Wells, Pro • TE • Cincinnati Bengals, 2021
Wells, Vernon • WR • Calgary Stampeders (CFL), 1978
White, Allie • T • Philadelphia Eagles, 1939
White, Marvin • S • Cincinnati Bengals, 2007-08, 2010-11; Dallas Cowboys, 2009; Detroit Lions, 2009
Williams, Jake • T • Chicago Cardinals, 1929-33
Williams, Malcolm • CB • New England Patriots, 2011-present
Williams, Taj • WR • Atlanta Falcons, 2018
Worthen, Shawn • DT • Minnesota Vikings, 2001; Houston Texans, 2002-03
Wright, James • TE • Atlanta Falcons, 1978-79; Denver Broncos, 1980-85

ALL-TIME LETTERWINNERS

A-A-A-A-A

| | |
|--------------------|----------------|
| Charlie Abel | 1977-79 |
| Tony Accomando | 1976-77 |
| Ab Acker | 1925-27 |
| Will H. Acker | 1918-20 |
| Scott Ackroyd | 1985-88 |
| Alonzo Adams | 2008-10 |
| Earl W. Adams | 1968 |
| Homer Adams | 1921, 23-24 |
| Larry Adams | 1966-68 |
| Mike Adams | 1966 |
| Robby Adams | 1987-89 |
| Trotter Adams | 1942 |
| Woodrow Adams | 1939-41 |
| Alex Adewunmi | 2012-13 |
| Harry Akers | 1928 |
| Anthony Alabi | 2001-04 |
| Ki Aldrich | 1936-38 |
| Bill Alexander | 1953-55 |
| Bob Alexander | 1928 |
| Bret Alexander | 1988-90 |
| Clarence Alexander | 1938-40 |
| Clif Alexander | 2002-04 |
| C.T. Alexander | 1897-98, 00 |
| Isaiah Alexander | 2017 |
| Ivan Alexander | 1921-22 |
| Bruce Alford | 1940-42 |
| Bruce Alford, Jr. | 1964-66 |
| Rex Alford | 1947-49 |
| Andrew Allan | 1975-77 |
| Anthony Allen | 1981-82 |
| Cedric Allen | 1993-96 |
| Egypt Allen | 1982-84 |
| Jimmy Allen | 1977-79 |
| Marcus Allen | 1992-95 |
| Richard G. Allen | 1939 |
| Ricky Allen | 1977-78, 80 |
| Tony Allen | 1985 |
| Zach Allen | 2014-15 |
| Richard Allison | 1933 |
| Colson Altman | 2020-21 |
| Garrett Altman | 2016-17 |
| Angel Alvarez | 1991 |
| Jim Amburg | 1950 |
| Henry Anders | 1989 |
| Carl Anderson | 1939-40 |
| Darius Anderson | 2016-19 |
| Duke Anderson | 1926 |
| E.N. Anderson | 1910-11 |
| Eric Anderson | 1997-98 |
| Grantland Anderson | 1909-10 |
| Greg Anderson | 1972-74 |
| John Anderson | 1914 |
| Jonathan Anderson | 2011-14 |
| Marcus Anderson | 1995-98 |
| Matt Anderson | 2010, 13 |
| Reggie Anderson | 1990-91, 93-94 |
| Shirley Anderson | 1943 |
| Theo Anderson | 2000 |
| Chad Andrus | 2002-03, 05-06 |
| Ben Angeley | 2004-05 |
| Scott Ankrom | 1984-85, 87-88 |
| John Archer | 1948-49 |
| Da-Vawn Armstead | 2021 |
| Ramon Armstrong | 1957-59 |
| Thomas Armstrong | 2020-21 |
| Greg Arterberry | 1981-83 |
| Mitch Ashley | 1991 |
| Stuart Ashley | 1997-00 |
| Charles Ashmore | 1904-05, 09 |
| Noble Atkins | 1928-30 |
| J.T. Aughinbaugh | 2001-02 |
| Jaelan Austin | 2015-18 |
| Chad Avery | 1993-95 |
| Steve Avila | 2019-21 |
| Phillip Ayres | 1922-24 |

B-B-B-B-B

| | |
|---------------|---------|
| Dean Bagley | 1940-42 |
| Erik Bahr | 1987-89 |
| Morris Bailey | 1946-49 |

| | |
|--------------------|-------------|
| Paul Bailey | 1982-83 |
| Don Baker | 1980-82 |
| Bob Balaban | 1942 |
| Marshall Baldwin | 1908-09 |
| Charles Bales | 1967-68 |
| Ken Balfanz | 1971 |
| Joe Ball | 1963-65 |
| Jeff Ballard | 2004-06 |
| George Baltimore | 2014 |
| Shadrach Banks | 2021 |
| Ben Banogu | 2017-18 |
| Elton Baptiste | 1982-83 |
| Fred Barber | 1966-68 |
| Taye Barber | 2018-21 |
| Bobby Barker | 1965 |
| Mikel Barkley | 2020 |
| Altrique Barlow | 2021 |
| Darwin Barlow | 2020 |
| Mike Barmore | 1970 |
| H.C. Barnard | 1906 |
| Clifford Barnes | 1992-95 |
| Steve Barnes | 1976-79 |
| Earl Barquet | 2020-21 |
| Milford Barr | 1927-29 |
| Brady Barrick | 2001-02 |
| Lee Barron | 1898 |
| Bernard Bartek | 1960-62 |
| Leon Bartlett | 1972-73 |
| Gilbert Bartosh | 1950-52 |
| Jim Barwegen | 1976-77 |
| Brian Bass | 1975 |
| Dexter Bassinger | 1949-50 |
| Lee Bassinger | 1931-33 |
| Charles Bassler | 1912 |
| Russell Bates | 1978-81 |
| Patrick Batteaux | 1996-99 |
| Travaras Battle | 2010 |
| Bobby Batton | 1963-64 |
| Sammy Baugh | 1934-36 |
| Howard Baxter | 1928 |
| Chad Bayer | 1999-01 |
| Ernest Bayer | 1963-65 |
| Jim Bayuk | 1977-80 |
| Steve Bayuk | 1975-77 |
| Richard A. Beach | 1965-67 |
| Trey Becan | 1990-91 |
| Chris Becker | 1985-88 |
| Scott Bednarski | 1984, 86-88 |
| John Beilue | 1969-70 |
| Thomas Bell | 1979-80 |
| Phillip Bendele | 1992 |
| Ken Bener | 1979-82 |
| James Benson | 1983-84 |
| Mitchell Benson | 1985-88 |
| Lenward Bentley | 1995-97 |
| Luke Benuska | 2014-15 |
| Bill Berry | 1916 |
| Lindy Berry | 1946-49 |
| Ray Berry | 1978-79 |
| Tookie Berry | 1970-72 |
| Corey Bethley | 2017-21 |
| Miles Bevins | 1908 |
| Joey Biasatti | 2000-02 |
| Tony Biasatti | 1974-77 |
| Bobby Biehunko | 1959-61 |
| Gus Bierman | 1940-41, 45 |
| Albert Billingsley | 1906-08 |
| Linden Binion | 1938-39 |
| Phil Birdwell | 1969 |
| Bill Bishop | 1974-76 |
| Hugh Bishop | 1923 |
| John Bishop | 1970 |
| Melvin Bishop | 1920-23 |
| Tom Bishop | 1946-48 |
| Jude Bivins | 1913 |
| Miles Bivins | 1907-08 |
| Mike Black | 1989-92 |
| Ross Blacklock | 2017, 19 |
| Linnon Blackmon | 1936-37 |
| Shameik Blackshear | 2019 |
| Billy Blackstone | 1940-42 |
| Jim Blackwelder | 1974-77 |

| | |
|---------------------|----------------|
| Kelly Blackwell | 1988-91 |
| Lyle Blackwood | 1971-72 |
| Mike Blackwood | 1975 |
| Bob Blair | 1950-52 |
| Rusty Blair | 1969 |
| Tommy Blake | 2004-07 |
| Bobby Blankenship | 2002 |
| Sir Demarco Bledsoe | 2008 |
| Bertram Bloor | 1904-07 |
| David Bloxom | 1946-48 |
| Shankle Bloxom | 1947-49 |
| George Boal | 1946-49 |
| David Bobo | 1997-00 |
| Andy Boerckel | 2001-03 |
| Mat Boesen | 2016-17 |
| Matt Boggs | 2015-16 |
| Tunji Bolden | 1989-92 |
| Duke Bolen | 1943 |
| David Bolisomi | 2018-19 |
| John Bond | 1941-42 |
| Kendall Bond | 1943 |
| Sidney Bond | 1971-73 |
| Brian Bonner | 2004-07 |
| Richard Booker | 1987-90 |
| John Booty | 1986-88 |
| Kelly Bostick | 1970-71 |
| Ben Boswell | 1930-32 |
| Maurice Bouldwin | 2003-06 |
| Trevone Boykin | 2012-13 |
| Brad Bowen | 1977-79 |
| Brandon Bowen | 2018, '20 |
| Lane Bowen | 1970-72 |
| Bill Bowers | 1962-64 |
| Mike Bowers | 1977 |
| Josh Boyce | 2010-12 |
| Chuck Boyd | 1974 |
| Kenny Boyd | 2003-04 |
| Sterling Boyd | 1995-96 |
| Trevone Boykin | 2012-15 |
| Ted Brack | 1978-81 |
| Steve Braddock | 1971-73 |
| Cecil Bradford | 1916-19 |
| Larry Bradford | 2003 |
| Nook Bradford | 2019-21 |
| Patrick Bradford | 1984-86 |
| Chris Bradley | 2014-17 |
| Marion Brally | 1917 |
| Buster Brannon | 1931-32 |
| Chris Brasfield | 1994-95 |
| Kenny Brasher | 1976 |
| Mike Bratcher | 1965-66 |
| G.P. Braus | 1908-09 |
| David Braxton | 1978-79 |
| Zach Bray | 2003-04 |
| Jerome Braziel | 2003-04 |
| John Braziel | 2000, '03-04 |
| Brian Brazil | 1983, 85-87 |
| Shannon Brazzell | 1997-00 |
| David Breedlove | 1989-92 |
| Jeremy Breedlove | 2003-04 |
| Joe Breedlove | 1980-82 |
| Jeff Breithaupt | 1973-74 |
| Kevin Brewer | 1992-95 |
| Ron Zell Brewer | 1981-83 |
| Horace Brewster | 1925-26 |
| Rick Bridges | 1966 |
| Joe Briggs | 1996-98 |
| Charles Brightwell | 1966-68 |
| Douglas Brightwell | 1945-48 |
| Charles Britton | 1989 |
| Marion Broadley | 1916 |
| Joe Broadnax | 2015-18 |
| Logan Brock | 2008-11 |
| Marcus Brock | 2003-04, 06-07 |
| Tanner Brock | 2009-10 |
| Larry Brogdon | 1969 |
| Cliff Bronson | 1988 |
| Daryl Brookins | 1982-83 |
| Brian Brooks | 1991-94 |
| Marcel Brooks | 2020-21 |
| Shawn Brooks | 2003-04 |
| Tony Brooks | 1985-86, 88 |

| | |
|--------------------|-------------|
| West Brooks | 1979-80 |
| Braylon Broughton | 2009-11 |
| Aaron Brown | 2005-08 |
| Allen Brown | 1967-68 |
| Brannon Brown | 2021 |
| Clinton Brown | 1984 |
| Danny Brown | 1973 |
| George Brown | 1946-48 |
| Hal Brown | 1984-86 |
| John Brown | 2010 |
| Kevin Brown | 1999-00, 02 |
| LaDarius Brown | 2012-13 |
| Larry Brown | 1989-90 |
| Leslie Brown | 1966 |
| Lynn Brown | 1932-33 |
| Matt Brown | 2011-13 |
| Marvin Brown | 1975 |
| Michael Brown | 1996-97 |
| Quincy Brown | 2021 |
| Tony Brown | 1993-96 |
| Wilbur Brown | 1914 |
| Nick Browne | 2001-03 |
| Barry Browning | 1996-97 |
| Orein Browning | 1947-49 |
| Ronnie Brumbaugh | 1939-41 |
| Andre Bruce | 1995-98 |
| Michael Bruegel | 2002 |
| Mike Brumbelow | 1927-29 |
| I.B. Bryan | 1945 |
| Charles Bryant | 1973-74 |
| H.H. Bryant | 1904-08 |
| Stephen Bryant | 2011, 13 |
| Walter Bryant | 2005-08 |
| Eric Buchanan | 2003-06 |
| Harold Buchanan | 1976 |
| Bill Buck | 1950-52 |
| Larry Bulaich | 1962-64 |
| Norm Bulaich | 1966, 68-69 |
| Stanley Bull | 1954-55 |
| Mike Bulla | 1986-89 |
| Cole Bunce | 2016-18 |
| Greg Burks | 2009-11 |
| Donald Burrell | 2000 |
| Billy Bob Burdette | 1956-60 |
| Landry Burdine | 1996-98 |
| Logan Burdine | 2001 |
| Clyde Burnett | 1904 |
| William Burrell | 2007-08 |
| Keith Burnett | 1984-86 |
| Ray Burns | 2011 |
| Bryson Burtnett | 2014-15 |
| Aaron Burton | 1993-94 |
| James Busby | 1944 |
| Bob Buschmann | 1944 |
| Guy Bob Buschmann | 1971 |
| David Bush | 2012 |
| Edgar Bush | 1909-10 |
| Clarence Bussey | 1911-12 |
| W.M. Busy | 1905 |
| Bill Butler | 1979-80 |
| David Butler | 1981-83 |
| Leo Butler | 1929-30 |
| Quincy Butler | 2004-05 |
| Jamie Byrd | 2012 |

C-C-C-C-C

| | |
|-------------------|----------|
| Sean Cady | 2012 |
| E.D. Caffey | 1946-47 |
| William Cage | 2006-07 |
| Donovan Cahill | 2019 |
| Jerry Caillier | 1974-76 |
| Kenny Cain | 2009-12 |
| David Caldwell | 1977 |
| David A. Caldwell | 1983-86 |
| James Calhoun | 1983 |
| Andrew Calovich | 2001-04 |
| Pug Calvert | 1916 |
| Cyd Calvin | 2014, 16 |
| Abraham Camara | 2021 |
| Cash Cameron | 2006 |
| Hillard Camp | 1921-22 |
| Reggie Campbell | 1989 |

| | |
|--------------------|---------------|
| Sonny Campbell | 1964-66 |
| Tanner Campbell | 2013 |
| Justus Canfield | 2014 |
| Derek Canine | 1997 |
| Jerry Cannaday | 1965 |
| Marcus Cannon | 2007-10 |
| Frank Cantelmi | 1923-26 |
| Ralph Cantrell | 1921-24 |
| Tank Carder | 2008-11 |
| W.G. Carnahan | 1897-98 |
| T.W. Carpenter | 1931 |
| Josh Carraway | 2012, 2014-16 |
| Barney Carroll | 1942 |
| Harold Carson | 1924-26 |
| Kit Carson | 1922-23 |
| Benny Carter | 1964 |
| Brandon Carter | 2011-13 |
| Brashant Carter | 1992-95 |
| Cecil Carter | 1957 |
| Dan Carter | 1967-69 |
| Don Carter | 1970 |
| Douglas Carter | 1943 |
| Sam Carter | 2011-14 |
| T.J. Carter | 2021 |
| Adan Casas | 1988-91 |
| Charles Casper | 1932-33 |
| B. J. Catalon | 2012-14 |
| Jason Cauble | 1987-90 |
| Jai Cavness | 2008-09 |
| C. J. Ceasar | 2018-21 |
| C.E. Chambers | 1898 |
| Terry Champagne | 1973-74 |
| Charles Champine | 1979-80 |
| Blair Cherry | 1920-22 |
| Chad Childs | 2014 |
| Daren Childs | 1991 |
| Brown Chiles | 1945 |
| Jason Chilton | 1990-92 |
| Marv Chipman | 1961-63 |
| Zygmunt Choroszy | 1982-84 |
| Colton Christensen | 2015 |
| Ivory Christian | 1989 |
| Ryan Christian | 2006-09 |
| Allen Christopher | 2006 |
| Ray Christopher | 2007 |
| Zeke Chronister | 1943-44 |
| Bud Clark | 2020-21 |
| Earl Clark | 1937-39 |
| Eddie Clark | 1981-82 |
| Herman Clark | 1923-26 |
| John Clark | 1913 |
| Chris Cisi | 2012 |
| N.L. Clark Jr. | 1927 |
| Rex Clark | 1933-35 |
| Robert Clark | 2007 |
| Chris Clarke | 2006 |
| Curtis Clay | 2007-10 |
| Leon Clay | 1989-92 |
| Mike Cleavinger | 1999 |
| Clifton Clemons | 1995-96 |
| Pat Clifford | 1936-38 |
| Kyle Clifton | 1981-83 |
| Ronald Clinkscale | 1952-54 |
| David Cody | 1975-76 |
| Andrew Coker | 2020-21 |
| Danny Colbert | 1970 |
| Linzy Cole | 1968-69 |
| Brandon Coleman | 2020-21 |
| Carter Coleman | 1992 |
| Drew Coleman | 2004-05 |
| Jeremy Coleman | 2009-10, 2012 |
| Joe Coleman | 1932-34 |
| Khari Coleman | 2020-21 |
| Steven Coleman | 2005-08 |
| L.J. Collier | 2016-18 |
| Aviante Collins | 2012-14, 16 |
| B.F. Collins | 1907 |
| Brian Collins | 1992-95 |
| Donovann Collins | 2020-21 |
| Mike Collins | 2018 |
| Roosevelt Collins | 1988-91 |
| Terry Collins | 1967 |

| | |
|---------------------|-----------------|
| Kevin Colon | 1998-99 |
| Perry Colston | 1975-77 |
| Drew Combs | 2007-08 |
| Larry Compton | 1977 |
| Doug Conaway | 1949-51 |
| Stephen Conley | 1987-90 |
| Adrian Conlin | 1945 |
| Corey Connally | 2001-03 |
| Patrick Connelly | 1990-92 |
| Bud Conway | 1977-80 |
| Charles Conway | 1940-42 |
| Blair Conwright | 2020-21 |
| Aubrey Cook | 1915 |
| Bob Cook | 1937-39 |
| John Cook | 1944-47 |
| Lee Cook | 1973-75 |
| Terrance Cook | 1996 |
| Jim Cooke | 1981-82, '84-85 |
| Don Cooper | 1954-56 |
| Gary Cooper | 1963-65 |
| James Cooper | 1944-45 |
| James Cooper | 1954 |
| Jerry Cooper | 1968-69 |
| Steve Cooper | 1976 |
| Terrell Cooper | 2018-21 |
| Kevin Cordesman | 1989, 91-93 |
| LaBron Cornell | 1993 |
| Mark Cortez | 1994-97 |
| Bryan Cortney | 2005-06 |
| Thomas Costello | 1943 |
| Steve Cotaya | 1981-82 |
| Reginald Cottingham | 1980-83 |
| H.C. Couser | 1931 |
| Bobby Cowan | 1973-75 |
| Glenn Cowart | 1938-40 |
| John P. Cox | 1911-15 |
| Norman Cox | 1944-45 |
| Albert Cragwall | 1944 |
| Jeff Craig | 1978-79 |
| Bill Crawford | 1939-41 |
| Gary Crawford | 1973 |
| Michael Crawford | 1997-98 |
| Barry Crayton | 1977 |
| Bob Creech | 1968-70 |
| Ted Crenwelge | 1959-60 |
| Dub Crocker | 1945 |
| John Cromwell | 1992 |
| Danny Cross | 1965-67 |
| J.G. Crouch | 1974-76 |
| Johnny Crouch | 1952-54 |
| Ronny Crouch | 1961 |
| Brandy Crow | 1994-95 |
| Ashley Crowley | 1921 |
| Henry Crowsey | 1954-56 |
| Levoil Crump | 1986, 88-90 |
| Bill Crunk | 1918 |
| Tommy J. Crutcher | 1961-63 |
| Tekerrein Cuba | 2008-11 |
| George Collen | 2016 |
| Derrick Cullors | 1991-93 |
| Stephen Culp | 2002-05 |
| Gidden Culver | 1916 |
| Bob Cummings | 1977 |
| Gerald Cumpston | 1958-59 |
| Quinton Cunigan | 2004-07 |
| Jazz Cunningham | 1918-19 |
| Aaron Curry | 2015-16 |
| Bill Curtis | 1953 |
| Chuck Curtis | 1954-56 |

D-D-D-D-D

| | |
|---------------|-------------|
| H.B. Dabbs | 1906 |
| Jeff Daily | 1986-88 |
| Andy Dalton | 2007-10 |
| Reeves Dalton | 2003-05 |
| Don Danford | 1988 |
| Hicks Daniel | 1947 |
| Milton Daniel | 1909-11 |
| Noah Daniels | 2018, 20-21 |
| Wayne Daniels | 2006, 08-10 |
| Tony Darthard | 1986-88 |
| Jay Davern | 1993-94, 96 |

| | |
|-------------------|-----------------|
| Andrew David | 2017-18 |
| Tanner Davidson | 2003-04 |
| Andre Davis | 1992-95 |
| Al'Dontre Davis | 2018-19 |
| Bobby Davis | 1969-71 |
| Bobby Davis | 1985-88 |
| Charles Davis | 1971-73 |
| Darrell Davis | 1986-89 |
| David Davis | 1981-83 |
| Daythan Davis | 2017 |
| Derius Davis | 2018-21 |
| Devon Davis | 2001-03 |
| Donald Davis | 1976-77 |
| Greg Davis | 1995-98 |
| Kenneth Davis | 1982-84 |
| Kevin Davis | 2017 |
| Lynn Davis | 1975-77 |
| Reggie Davis | 1985-88 |
| Larry Dawson | 1958-60 |
| Paul Dawson | 2012-14 |
| Skye Dawson | 2009-12 |
| Aundre Dean | 2010-12 |
| Kevin Dean | 1983-86 |
| Robert Deck | 2008-11 |
| Bill DeFee | 1966 |
| Jay DeFee | 1969-70 |
| Jarrod Delaney | 1985-88 |
| Kim Deloney | 1978-79 |
| Emari Demercado | 2018, 20-21 |
| Hubero Dennis | 1930-32 |
| Roy Dent | 1960-62 |
| John Denton | 1981-84 |
| Ryan DeNucci | 2011, 13-14 |
| Michael DePriest | 2003-06 |
| Tony DeStefano | 1981 |
| Davis Devereaux | 2017 |
| Ralph Diamond | 1997 |
| John Diarse | 2016-17 |
| Larry Dibles | 1970 |
| Stu Dickens | 1989-91, 93 |
| Chuck Dickenson | 1984-87 |
| Ervin Dickerson | 2004-07 |
| William Dickerson | 1991 |
| Ad Dietzel | 1930-31 |
| Melvin Diggs | 1933-35 |
| Buddy Dike | 1954-56 |
| Robert Dille | 2009 |
| Walker Dille | 2012 |
| Steve Dinger | 1981-82 |
| Dominic DiNunzio | 2021 |
| David Dixon | 1970-72 |
| Robert Dobry | 1974-75 |
| Josh Doctson | 2013-15 |
| John Dodson | 1961 |
| R.E. Dodson | 1958-60 |
| Rex Doerre | 1976 |
| William Doherty | 1899 |
| Robert Dominguez | 2001 |
| Jon Donahue | 1995-97 |
| Kyle Dooley | 2008-11 |
| Bill Doty | 1951 |
| Dan Dougherty | 1990 |
| A. Douglas | 1916 |
| Astynax Douglas | 1920 |
| Sammy Douglas | 2013-14, '16-17 |
| Jeff Dover | 1996-99 |
| Matthew Downing | 2020-21 |
| Michael Downing | 2015-17 |
| Zane Drake | 1980-82 |
| Lloyd Draper | 1970-72 |
| Marcus Draper | 2004 |
| Terry Drennan | 1972-74 |
| Mike Dry | 1979-81 |
| Ronald Dublin | 1952 |
| Carroll Dubose | 1963-64 |
| Woodrow Duckworth | 1938-39 |
| Max Duggan | 2019-21 |
| John Dull | 1986-87 |
| James Dunbar | 2010-11, 13 |
| LaTarence Dunbar | 1999-02 |
| Dave Duncan | 1973-74 |
| Alec Dunham | 2015-18 |

| | |
|----------------|-------------|
| George Dunlap | 1936-37 |
| London Dunlap | 1997-99 |
| Johnny Dunn | 1948-50 |
| Ken Durham | 1978, 80-82 |
| Andy Durrett | 1968-69 |
| Loraine Dutton | 1917 |

E-E-E-E-E

| | |
|----------------------|-------------|
| Cameron Echols-Luper | 2013-14 |
| Jim Eddlemen | 1928 |
| Joe Edens | 1915-16 |
| Brian Edmondson | 1997-00 |
| Trent Edwards | 1985 |
| Weldon Edwards | 1946-47 |
| Melville Ehlers | 1928 |
| Delzon Elenburg | 1955-57 |
| Kagen Elenburg | 2008 |
| Kent Elenburg | 1976 |
| Bill Elliott | 1948-49 |
| Bill Elliott | 1987-90 |
| Criss Elliott | 1916 |
| Trey Elliott | 2016-18 |
| Drew Ellis | 1934-36 |
| George Ellis III | 2018, 20-21 |
| Justin Ellis | 2005 |
| Quint Ellis | 2000-02 |
| Colt Ellison | 2019-21 |
| Doug Elms | 1983-86 |
| Jimmy D. Elzner | 1974-77 |
| Trey Englert | 2004-05, 07 |
| Bryan Engram | 1953-55 |
| Hunter Enis | 1956-58 |
| Hubert Eoff | 1946-49 |
| Michael Epley | 2017-18 |
| Bart Epperson | 1993-94 |
| Phillip Epps | 1978-81 |
| Graham Estes | 1922 |
| Max Eubank | 1947-50 |
| J.R. Eubanks | 1969-70 |
| Roy Eury | 1928-30 |
| Greg Evans | 1990-93 |
| H.E. Evans | 1943 |
| John Evans | 1899 |
| Larry Evans | 1970 |
| Lon Evans | 1930-32 |
| Norman Evans | 1962-64 |
| Richard Evans | 2001-02 |
| Rico Evans | 2015-18 |
| Ross Evans | 2008-11 |
| Tom Evans | 1951-52 |
| Zach Evans | 2020-21 |
| Obinna Eze | 2021 |
| Beekie Ezell | 1945-46 |
| Don Ezell | 1941-42 |

F-F-F-F-F

| | |
|------------------|------------|
| Tayo Fabuluje | 2012, 2014 |
| Gerald Falls | 1975 |
| Drake Farmer | 1969-70 |
| Milton Farmer | 1948-50 |
| Tim Faulk | 1973 |
| Jim Fauver | 1962-64 |
| Ted Fay | 1967-69 |
| Dick Fencer | 1922-23 |
| Bill Ferguson | 1968-69 |
| Jarrett Ferguson | 1990 |
| John Ferguson | 1976-79 |
| H.E. Field | 1897 |
| Bob Fields | 1981-82 |
| Charles Fields | 1907-10 |
| Devonte Fields | 2012 |
| Craig Fife | 1969-71 |
| David Finney | 1952-54 |
| Dick Finney | 1955-57 |
| Zarnell Fitch | 2004-05 |
| Todd Fitzgerald | 1995-96 |
| Heard Floore | 1934 |
| Clyde Flowers | 1942-44 |
| Keith Flowers | 1949-51 |

ALL-TIME LETTERWINNERS

| | |
|------------------|--------------|
| Bobby J. Floyd | 1950-51 |
| Donald Floyd | 1957-59 |
| Mike Flynn | 1981-84 |
| Johnny Fobbs | 2008-11 |
| Blaize Foltz | 2009-12 |
| Brady Foltz | 2012-15 |
| Billy Fondren | 1967-69 |
| John Fonua | 2007-08 |
| G.A. Foote | 1897 |
| Corey Ford | 1990, 92-93 |
| Gary Ford | 1984, 86-88 |
| Alan Foret | 1987-89 |
| Chuck Forney | 1967-69 |
| Ross Forrest | 2008-12 |
| Jercell Fort | 2009-11 |
| Harry Fortson | 1995 |
| Bill Foster | 1982 |
| Bob Foster | 1969-70 |
| Daimarqua Foster | 2020-21 |
| Josh Foster | 2019-21 |
| Marvin Foster | 1981-83 |
| Chester Fowler | 1919-21 |
| Malvin Fowler | 1951-53 |
| Jim Fox | 1961-63 |
| Raymond Fox | 1913-15 |
| C.J. Fraley | 1943-46 |
| Ronald Frailey | 1951-53 |
| Don Frazee | 1923-25 |
| Allen Freeman | 1910-13 |
| Bonner Frizzell | 1904-06, '08 |
| J.B. Frizzell | 1906 |
| T.P. Frizzell | 1915 |
| Evan Frosch | 2007-10 |
| Bill Frost | 1976 |
| Steve Frost | 1969-70 |
| James Fry | 2010-12 |
| Kevin Frye | 1989-91 |
| Pete Fulcher | 1920-21 |
| Corey Fuller | 2009-12 |
| Curtis Fuller | 1998-00 |
| Al Futrell | 1978-79 |

G-G-G-G-G

| | |
|-------------------|-------------|
| Foy Gaddy | 1947 |
| Bill Gaffney | 1943 |
| Innis Gaines | 2016-19 |
| Jerry Gaither | 1974-77 |
| Edward Galaviz | 1988-91 |
| Bruce Galbert | 2001-03 |
| Austin Galifaro | 2008 |
| Lee Gallagher | 1944 |
| T.B. Gallaher | 1905 |
| Tipa Galeai | 2015-16 |
| Elvis Gallegos | 2003-06 |
| Keivon Gamble | 2012-13 |
| Ben Gantt | 1911-14 |
| Cliff Gantt | 1985-88 |
| Berne Garcia | 1994 |
| Elias Garcia | 2020 |
| Harry Garder | 1943 |
| Kris Gardner | 2008-11 |
| James Gargus | 1981-84 |
| Steve Garmon | 1961, 63-64 |
| Jeff Garner | 1997-00 |
| Ervin Garnett | 1970 |
| Rick Garnett | 1971 |
| John Garrard | 1904 |
| Dub Garren | 1943-44 |
| Ronald Garrett | 1914 |
| Travoskey Garrett | 2013-14 |
| Craig Garrison | 1989-91 |
| George Gartner | 1943 |
| Russell Gary | 1996, 98-00 |
| Billy Gault | 1958-60 |
| Chris Gaynor | 2016, 2018 |
| Donald George | 1958-60 |
| Mack George | 1975-76 |
| Wilson George | 1949-51 |
| Chuck Giammalva | 1975-77 |
| Donnie Gibbs | 1965-67 |
| Sonny Gibbs | 1960-62 |
| Merle Gibson | 1944-46 |

| | |
|-------------------|-------------|
| Griffin Gilbert | 2012, 2014 |
| Marcus Gilbert | 1979-82 |
| Deryck Gildon | 2011 |
| Kyle Gillespie | 1939-41 |
| Butch Gilliam | 1965-66 |
| Jimmy Gilmore | 1957-59 |
| Jayhviion Gipson | 2021 |
| Jeff Gladney | 2016-19 |
| Lee Glasgow | 1932 |
| David Glass | 1970 |
| Dale Glasscock | 1959-61 |
| S.S. Glasscock | 1897-99 |
| James Gleaton | 2008 |
| James Glenn | 1951-52 |
| Ole Glover | 1907 |
| John Glud | 2001-03 |
| Marvin Godbolt | 2001-04 |
| Jeff Godley | 1993 |
| Manuel Godwin | 1933-35 |
| Oscar Golson | 1912 |
| Rode Gonzales | 1958 |
| Justo Gonzalez | 1986-87 |
| Dennis Gooch | 1985-88 |
| Rocky Goodman | 1965 |
| Josh Goolsby | 2002-03 |
| Paul Gorman | 1978 |
| Jason Goss | 1999-2002 |
| Leon Gough | 1910 |
| Ryan Graf | 2016 |
| J.R. Graham | 1989-90 |
| Isaiah Graham | 2016-17 |
| Cory Grant | 2007, 09-10 |
| Jimmie Grant | 1927 |
| Jimmy Grant | 1976 |
| Lucas Gravelle | 2017 |
| Antonio Graves | 2011 |
| Jack Graves | 1931-33 |
| Roy Graves | 1917 |
| T. C. Graves | 1910-11 |
| Deante' Gray | 2012-14, 16 |
| Allen Greeman | 1911 |
| Aaron Green | 2013-15 |
| A. D. Green | 1920-23 |
| Derrick Green | 2016 |
| Guy Green | 1897 |
| Harlos Green | 1929-31 |
| Ansel Greer | 1925 |
| David Gregg | 1973 |
| Abe Greines | 1915-16 |
| Clint Gresham | 2007-09 |
| E. A. Gresham | 1965-67 |
| Kelly Griffin | 2007-10 |
| Kolby Griffin | 2013-14 |
| Aaron Griffing | 1913 |
| Austin Griffith | 1928-30 |
| Eddie Grimes | 1977-80 |
| Frankie Grimmett | 1970-72 |
| Matthew Grimmett | 2003-05 |
| Hardy Grissom | 1905 |
| John Groom | 1955-57 |
| Wilson Groseclose | 1933-35 |
| Beau Gross | 1996-97 |
| Howard Grubbs | 1928-29 |
| Mark Gudczaukas | 2002 |
| Jacques Guillot | 2018 |
| Anthony Gullely | 1982-84 |
| Steve Gunn | 1967-68 |
| Tye Gunn | 2002-05 |
| Nate Guyton | 2017-18 |
| Tyler Guyton | 2021 |

H-H-H-H-H

| | |
|-----------------|-------------|
| Fred Haberstick | 1984-85 |
| Chris Hackett | 2012-14 |
| John Hadaway | 1944 |
| Joel Haden | 1917-19, 21 |
| Carl Hagman | 1945 |
| Clint Hailey | 1986-87 |
| Tony Haire | 1917 |
| Billy Hale | 1943-46 |
| I.B. Hale | 1936-38 |
| Jerry Hale | 1970 |

| | |
|---------------------|-------------|
| Randy Hale | 1968-69 |
| Shadie Hale | 1917 |
| Chet Hall | 1943 |
| Colby D. Hall | 1898-99 |
| Jesse Hall | 1961 |
| Johnny Hall | 1936-38 |
| Keith Hall | 1981-82 |
| Mike Hall | 1966-68 |
| Van Hall | 1941-42 |
| Vernon Hallbeck | 1954-56 |
| Danny Hallmark | 1951-53 |
| Milton Ham | 1958-60 |
| Norman Hamilton | 1954-56 |
| James Hampton | 1940-41 |
| Phil Handler | 1928-29 |
| Travis Hanes | 2016 |
| Kevin Haney | 1978-81 |
| Mike Hanna | 1973-74 |
| Mitchell Hansen | 2020-21 |
| Ken Hanson | 1970 |
| I.C. Harbour | 1904 |
| Josh Harbuck | 2001-02 |
| Paul Harmon | 1996-97 |
| Quentily Harmon | 2003-06 |
| Bill Harp | 1982-83 |
| Baraka Harper | 1990-92 |
| Matt Harper | 1996-97 |
| Bob Harrell | 1935-36, 38 |
| Reggie Harrell | 2002-04 |
| Monroe Harrelson | 1944 |
| Don Harris | 1977 |
| Hilton Harris | 2021 |
| James Harris | 1976-78 |
| Larry Harris | 1970-72 |
| Lee Harris | 1970 |
| Marshall Harris | 1957-59 |
| Marshall E. Harris | 1951-53 |
| Marshall K. Harris | 1974, 76-78 |
| R.C. Harris | 1951-53 |
| Scott Harris | 1985-88 |
| Ted Harris | 1967 |
| Wes Harris | 2018-21 |
| Wyatt Harris | 2019-21 |
| Wylie Harris | 1920 |
| Wilbert Harrison | 1934-36 |
| Greg Harriss | 1992 |
| Dan Harston | 1933 |
| Brian Hart | 1988 |
| Mike Harter | 1940-42 |
| Brandon Hartfield | 2016 |
| Frank Hartman | 1977-79 |
| Mike Hartman | 1979-81 |
| John T. Hartness | 1958 |
| John Harville | 1950-52 |
| A.M. Harwood | 1907 |
| Joel Hasley | 2011-12 |
| Brandon Hassell | 2003-04 |
| Froggie Hawes | 1916-17 |
| Frank Hawkins | 1985-88 |
| Wade Hawkins | 1927 |
| David Hawthorne | 2004-07 |
| Chris Hayes | 2004-05 |
| Garrett Hayes | 2021 |
| Andrew Hayes-Stoker | 1999-02 |
| Kenny Hayter | 2002-03 |
| Sherrill Headrick | 1957-58 |
| Billy Hearne | 1942 |
| Shellie Hearran | 1960 |
| Jack Heathcott | 2020 |
| John A. Heatherly | 1969-71 |
| Mike Hebert | 1985-87 |
| Brent Hecht | 2005-06 |
| Richard Hein | 1975-76 |
| Jeff Heinichen | 1973 |
| Jesse Hejny | 2004-05 |
| James Helwig | 1970 |
| Brian Henderson | 1996 |
| Bryson Henderson | 2014-15 |
| Gunnar Henderson | 2021 |
| Richard Henderson | 1948 |
| Colvern Henry | 1919 |
| Russell Hensch | 1936-38 |

| | |
|---------------------------|--------------|
| Ken Henson | 1962-64 |
| Robert Henson | 2005-08 |
| Bernie Henyon | 1984 |
| C.W. Herman | 1897 |
| Gene Hernandez | 1972-74 |
| Nathan Hernandez | 2017 |
| Jack Herring | 1939 |
| John Hetherly | 1969-71 |
| Blake Hickey | 2020-21 |
| Bobby Hickey | 1970 |
| Jimmy Hickey | 1948-50 |
| Anthony Hickman | 1989-92 |
| Brandon Hickman | 1993-94 |
| Antoine Hicks | 2008-11 |
| Kyle Hicks | 2014-17 |
| Morelle Hicks | 1946-49 |
| W. B. Higgins | 1914-15 |
| Rodney Higgs | 1985-88 |
| Jason Higham | 1999-01 |
| Ryan Hightower | 2010 |
| Tre'Vontae Hights | 2016-19 |
| Brooks Hill | 1961 |
| H. Hill | 1918 |
| Joe Hill | 1997, '99-01 |
| Kenny Hill | 2016-17 |
| Paul Hill | 1934 |
| Pete Hill | 1960-61 |
| Ray Hill | 1953-54 |
| William (Loey) Hill | 1949 |
| A.J. Hilliard | 2012 |
| Kenneth Hilliard | 2000-02 |
| Joe Hines | 1981-82 |
| Scott Hines | 1990-91 |
| J.W. (Grassy) Hinton | 1929-31 |
| Lonta Hobbs | 2002-04, 06 |
| Jamoi Hodge | 2020-21 |
| Stephen Hodge | 2005-08 |
| James Hodges | 1969-70 |
| Tre'Vius Hodges-Tomlinson | 2019-21 |
| Robert Hogg | 1917 |
| Carlos Holcomb | 1926 |
| Richard Holden | 1960 |
| Jerry Holland | 1956 |
| Phillip Holler | 1991-94 |
| Larry Hollinquest | 1997 |
| Kellton Hollins | 2017-20 |
| Kevin Holmes | 1992-95 |
| Todd Holmes | 1988-89 |
| David Holt | 1968-69 |
| R. Holt | 1897 |
| Solon Holt | 1934-36 |
| Reggie Holts | 2001-02 |
| Bill Honey | 1921-24 |
| Allen Hooker | 1973-75 |
| Geoff Hooker | 2011-14 |
| Charles Hooper | 1914 |
| Pud Hooser | 1919 |
| Robert Hoot | 1977-78 |
| Doug Hooten | 1967-68 |
| Manvel Hopes | 1992-95 |
| Jeff Hopkins | 1986-88 |
| T.B. Hopkins | 1911 |
| Frank Horak | 1964-66 |
| Ty Horn | 2010-11 |
| Dylan Horton | 2020-21 |
| Durward Horner | 1938-40 |
| Albin Houdek | 1944 |
| Mike Houston | 1989, '91-93 |
| Wil Houston | 2020 |
| Loren Houtchens | 1920-21 |
| Alex Howard | 1906 |
| Randy Howard | 1963-64 |
| Travin Howard | 2014-17 |
| Foster Howell | 1929-32 |
| Stephan Howland | 1985-88 |
| Glen P. Hudgins | 1976 |
| Tom Hudgins | 1945 |
| Cubby Hudler | 1965-67 |
| Shane Hudnall | 2001-02 |
| Chad Huffman | 2005 |
| Jerry Huffman | 1960-61 |
| Royce Huffman | 1970-72 |

| | |
|------------------|---------|
| Royce Huffman II | 1996-99 |
| Jerry Hughes | 2006-09 |
| Norman Hughes | 1949-51 |
| John Hulse | 1964 |
| Burl Hulsey | 1910 |
| Ray Hummel | 1978 |
| Cole Hunt | 2016-17 |
| Jimmy Hunt | 1947-49 |
| Joey Hunt | 2012-15 |
| Kam Hunt | 1995-98 |
| Reggie Hunt | 1996-99 |
| Te'Vailance Hunt | 2018-20 |
| Chucky Hunter | 2011-14 |
| Corderra Hunter | 2006-09 |
| Hal Hunter | 1912 |
| Gaylon Hyder | 1993-95 |

I-I-I-I-I

| | |
|----------------|-----------|
| Alex Ibiloye | 2007-10 |
| Buddy Iles | 1958-61 |
| Jason Illian | 1995-98 |
| Kenny Iloka | 2014, '16 |
| Darius Ingram | 2005-07 |
| Guy Inman | 1897 |
| Michael Isaac | 1958-61 |
| Michael Isaac | 1977-79 |
| Rich Isel | 1974-75 |
| Ray Issahaku | 2015-18 |
| Cordel Iwuagwu | 2016-19 |

J-J-J-J-J

| | |
|-------------------|--------------|
| Lindsey Jacks | 1921-24 |
| Cedric Jackson | 1988-90 |
| Charlie Jackson | 1946, '48-50 |
| Don Jackson | 1960-61 |
| G.P. Jackson | 1920 |
| Marcus Jackson | 2006-09 |
| Michael Jackson | 1989-92 |
| Ralph Jackson | 1982 |
| Ransom Jackson | 1944 |
| Sadd Jackson | 1990-93 |
| William Jackson | 2004-07 |
| Zach Jackson | 2013 |
| Henry Jacot | 1980 |
| Steve Jamail | 1965-67 |
| Cedric James | 1997-00 |
| Detrick James | 2005-06 |
| Royal James | 1943 |
| Terence James | 2003-04 |
| Tony James | 2015-18 |
| Waymon James | 2010-11, 13 |
| Michael Janak | 1993-96 |
| Chris Jeffery | 1995 |
| Tony Jeffery | 1984-87 |
| Keontae Jenkins | 2020-21 |
| Patrick Jenkins | 2020-21 |
| Ron Jiles | 1986-89 |
| Matt Joeckel | 2014 |
| Akili Johnson | 1996 |
| Bart Johnson | 2007-10 |
| Brandon Johnson | 2001-03 |
| Chase Johnson | 2001-04 |
| Darryl Johnson | 1995 |
| David Johnson | 1982 |
| David Johnson | 2011-12 |
| Denzel Johnson | 2013-16 |
| Devin Johnson | 2011 |
| Doyle Johnson | 1964-66 |
| Ed Johnson | 2002 |
| Fred Johnson | 1993 |
| Joe Johnson | 1985-86 |
| Jawuan Johnson | 2018 |
| Lawrence Johnson | 1981 |
| Mike Johnson | 1980-81 |
| Tejay Johnson | 2007-10 |
| Trevorris Johnson | 2014-16 |
| Dale Johnston | 1966-67 |
| Quentin Johnston | 2020-21 |
| Billy Jones | 1983-86 |
| Bird Jones | 1999-00 |
| Bobby Jones | 1991 |

| | |
|----------------|------------|
| Buck Jones | 2013-15 |
| Calvin Jones | 1990-93 |
| Charles Jones | 1997 |
| Colin Jones | 2007-10 |
| Dalton Jones | 2012 |
| Dan Jones | 1963-65 |
| Dillon Jones | 2019 |
| Dub Jones | 1905 |
| Glen Jones | 1951-52 |
| Gregg Jones | 1985-87 |
| H. Jones | 1918 |
| Jimmy Jones | 1945 |
| Jonathan Jones | 2008-11 |
| Lenoy Jones | 1992-95 |
| Lorenzo Jones | 2005 |
| Paul Jones | 1982-84 |
| Reuben Jones | 1980-82 |
| Trevius Jones | 2010, 2012 |
| Bob Jordan | 1937 |
| Dylan Jordan | 2020 |
| Robert Jordan | 1934 |
| Charles Joslin | 1945-48 |
| Chris Judge | 1976-79 |
| Keith Judy | 1974-75 |
| Steve Judy | 1969-71 |

K-K-K-K-K

| | |
|--------------------|--------------|
| Josh Karlin | 2006-07 |
| Danny Kasper | 1975-77 |
| Garrett Kaufman | 2017 |
| Chris Kaylakie | 1998-00 |
| Mike Keathley | 1997-00 |
| Frank Kee | 2014 |
| Griffin Kell | 2019-21 |
| Tracey Kellow | 1933-35 |
| Jason Kelly | 1992-94 |
| Anson Kelton | 2008-11 |
| Robert Kemp | 1977 |
| James Kennedy | 1987 |
| Enis Kerlee | 1938-40 |
| Jeremy Kerley | 2007-10 |
| Bill Kerr | 1924 |
| Jared Kesler | 2004-05 |
| Calvin Kiker | 1917 |
| Carlton Kile | 1977 |
| Kyle Killough | 1976-77 |
| Harold Kilman | 1947-49 |
| Chris Kim | 2012 |
| Bill Kinder | 1977 |
| Derrick Kindred | 2012-15 |
| Billy King | 1996 |
| Bryan King | 1973-75 |
| David King | 1992-95 |
| Doug King | 1975-76 |
| Shawn King | 1980 |
| Gerald Kirby | 1968-70 |
| Jake Kirkpatrick | 2007-10 |
| Johnny Kitchen | 1932-33 |
| David Kline | 1966 |
| Forrest Kline | 1936-38 |
| George Kline | 1933-35 |
| Max Knake | 1992-95 |
| H.H. Knight | 1904-07 |
| Carl Knox | 1946-47 |
| H.C. Knox | 1952 |
| Walter Knox | 1922 |
| Carl Koch | 1945-47 |
| Bram Kohlhausen | 2014-15 |
| Jon Koontz | 2011-13 |
| Alexander Kornegay | 1915-16 |
| Frank Kring | 1939-41 |
| Mark Krug | 1974-75, '77 |
| Joe Kucera | 1944 |
| Kyle Kummer | 2004-05 |
| Troy Kunkel | 2000 |
| La Juan Kyles | 1988-90 |

L-L-L-L-L

| | |
|---------------|---------|
| Mark Labhart | 1977-78 |
| Raymone Lacey | 1997-98 |
| Lane Ladewig | 1966-67 |

| | |
|---------------------|-------------|
| Shane Ladewig | 1997-00 |
| Dale Ladner | 1971-73 |
| Jim Ladner | 1994 |
| Rick LaFavers | 1992-95 |
| Danny Lamb | 1968-69 |
| Duke Lamb | 1992-93 |
| Blake Lambert | 1978 |
| Hal Lambert | 1951-53 |
| Standard Lambert | 1929-31 |
| Tom Lamonica | 1908-10 |
| Steve Landon | 1965-67 |
| Jack Langdon | 1932-34 |
| John Lanz | 2020-21 |
| Roy (Brick) Largent | 1921 |
| Albert Lasater | 1957 |
| Marvin Lasater | 1957-59 |
| Dick Laswell | 1954-55 |
| Ed Laswell | 1984-85 |
| Terrell Lathan | 2012-15 |
| Henry G. Lavender | 1910-12 |
| Jimmy Lawrence | 1933-35 |
| Quinton Lawrence | 1943 |
| Joey Lawson | 1969 |
| Tevin Lawson | 2013-15 |
| Alan Layne | 1973-74 |
| George Layne | 1976 |
| George Layne | 1998-00 |
| Owen Lease | 1943 |
| Clarence Leatch | 2008-10 |
| Lonny Leatherman | 1958 |
| Robert Lee | 1969 |
| Chris Leiss | 1980 |
| Cy Leland | 1928-30 |
| Tim Lemear | 1986 |
| Darrell G. Lester | 1933-35 |
| Darrell R. Lester | 1964 |
| Forrest Levy | 1920, 23-25 |
| Adrian Lewis | 1999-00 |
| Allen Lewis | 1999-00 |
| David Lewis | 1991 |
| Jon Lewis | 2011-13 |
| Julius Lewis | 2015-19 |
| Ken Lewis | 2002, 04-06 |
| Ron Lewis | 1985-88 |
| Thomas Lewis | 1991 |
| Larry Lilly | 1966 |
| Bob Lilly | 1958-60 |
| Abe Lincoln | 1947 |
| Matty Lindner | 2005-07 |
| Jack Lindsey | 1924 |
| Larry Linger | 1973-74 |
| Aubrey Linne | 1935-36 |
| Aubrey Linne, Jr. | 1958-60 |
| Bryon Linwood | 1981-84 |
| Dick Lipscomb | 1946 |
| Garland Littles | 1984, 86-87 |
| Ronnie Littleton | 1972-75 |
| Paul Llewellyn | 1986-88 |
| Billy Lloyd | 1966-68 |
| Paul Lockman | 1917 |
| Peter LoCoco | 2004-06 |
| Doug Loeser | 1996-97 |
| Ernest Long | 1923-24 |
| Don Looney | 1937-39 |
| Keith Loosier | 1985 |
| Darryl Lowe | 1975-76 |
| Dick Lowe | 1947, 49-50 |
| Buddy Lucas | 1959-60 |
| Jim Lucas | 1943, 46-47 |
| Homer Ludiker | 1948-50 |
| Craig Lund | 1974 |
| Mike Luttrell | 1972-74 |
| Tyler Luttrell | 2008-10 |
| Robert Lyles | 1980-83 |
| Artayvious Lynn | 2017-20 |

M-M-M-M-M

| | |
|------------------|---------|
| Michael MacCrory | 2014 |
| Marvin Macicek | 1962-63 |
| Roy Mack | 1923 |
| Roland Macclin | 1952 |
| Duff Maddox | 1973-74 |

ALL-TIME LETTERWINNERS

| | |
|---------------------|-------------|
| Adrian Madise | 2001-02 |
| Ricky Madison | 2000-03 |
| J.M. Magill | 1917 |
| Tom Magoffin | 1961-63 |
| Terrance Maiden | 1997-00 |
| Timothy Maiden | 1997-00 |
| Marcus Mallet | 2011-14 |
| Doyle Malone | 1947-49 |
| Flander Malone | 2002-04 |
| Jeff Malonson | 1990 |
| James Maness | 1981-84 |
| Chris Manfredini | 2005-07 |
| Robert Mangum | 1961-63 |
| Talden Manton | 1933-35 |
| Stansly Maponga | 2010-12 |
| Red Marable | 1947-50 |
| Zach Marcheselli | 2020-21 |
| Rodney Marek | 1966 |
| Vernon Marlar | 1966-69 |
| Tyler Marrou | 2007-08 |
| John Marsh | 1989-91 |
| Bill Marshall | 1943 |
| Kent Marshall | 1971-73 |
| Arve Martin | 1958-60 |
| Jesse Martin | 1914-15, 17 |
| Mikyha Martin | 1992-95 |
| Othol (Abe) Martin | 1928-30 |
| Ralph Martin | 1915-17 |
| Ryan Martin | 2019 |
| W.A. Martin | 1904-06 |
| Wayne Martin | 1950-52 |
| Gary Martinec | 1969-71 |
| Stansly Maponga | 2010 |
| Jesse Mason | 1944-45 |
| Donald Massey | 2005-07 |
| Hugh Massey | 1967 |
| William Massie | 1907-10 |
| Corey Masters | 1994-97 |
| Ochaun Mathis | 2019-21 |
| Willie Mathis | 1949-50 |
| Brent Maticcik | 2020-21 |
| Bill Mattern | 1951 |
| Eddie Matthews | 1968-69 |
| Rags Matthews | 1925-27 |
| Ruby Matthews | 1960-62 |
| Tyler Matthews | 2013 |
| Steve Mauch | 1974 |
| Dwayne May | 1982-83 |
| Gene Mayes | 1966-68 |
| Robbie Mayfield | 1967-68 |
| Mason Mayne | 1935-37 |
| Oscar Mayo | 1919 |
| Jimmy McAteer | 1961-63 |
| Roger McAuley | 1948-49 |
| Scott McCall | 1934-36 |
| Chad McCarty | 1998-01 |
| Chance McCarty | 1993, 95-97 |
| Cody McCarty | 2001-04 |
| Lacy McClanahan | 1935, 37-38 |
| John McClean | 1978-81 |
| Claude McClellan | 1897 |
| J. V. McClintic | 1897 |
| Harold McClure | 1934-36 |
| Bob McCollum | 1941-42 |
| Fred McConnell | 1925-26 |
| W.E. McConnell | 1921-24 |
| Carlton McCormack | 1950-52 |
| Ralph McCormick | 1910 |
| Greg McCoy | 2008-11 |
| Deshawn McCuin | 2020-21 |
| Ray McCulloch | 1929-30 |
| Joe McCullom | 1912 |
| Jay McCullough | 1905 |
| Jay McCullough | 1954-56 |
| David McDaniel | 1967-68 |
| Otis McDaniel | 2005 |
| Casey McDermott Vai | 2016, '18 |
| LaMarcus McDonald | 2000-02 |
| Mark McDowell | 1968 |
| Bobby McEachern | 1951-52 |
| Lawrence McElroy | 1961-63 |
| Bobby McFarland | 1950-51 |

ALL-TIME LETTERWINNERS

| | |
|--------------------|----------------|
| Bose McFarland | 1920 |
| James McFarland | 2012-14, '16 |
| J.P. McFarland | 1995-96 |
| Mark McFarland | 1983 |
| Dennis McGehee | 1973-75 |
| James A. McGehee | 1944 |
| David McGinnis | 1970-72 |
| Otis McKelvey | 1946-49 |
| Mike McKendrick | 1975 |
| Anthony McKinney | 2018-19 |
| Doug McKinnon | 1969-71 |
| Scott McKinnon | 1989-91 |
| Charles McKissick | 1967 |
| Ewell McKnight | 1914 |
| Jim McKown | 1913 |
| Ray McKown | 1951-53 |
| Mike McLeod | 1974-76 |
| Scott McLeod | 1992-93 |
| James McMath | 1975-76 |
| Jaionte McMillan | 2021 |
| Coy McMillon | 2018-21 |
| Ron McMillon | 1966 |
| Joe McNamara | 1913-15 |
| Jim McNiel | 1971, '73-74 |
| Kyle McPherson | 1990-93 |
| David McSpadden | 1957-59 |
| Joel McVea | 1980-81 |
| Charles McWilliams | 1992-95 |
| Johnny McWilliams | 1973-74 |
| Robert McWright | 1988-89 |
| Frank Medanich | 1941 |
| John Medanich | 1950-51 |
| Caleb Medford | 2021 |
| Ni'Jeel Meeking | 2018 |
| Amos Melton | 1927 |
| Chico Mendoza | 1956-57 |
| Dominic Merka | 2012-15 |
| Robert Merrill | 2003-05 |
| Wayne Merritt | 1967-69 |
| Bubba Meyer | 1957-60 |
| Dutch Meyer | 1916-17, 20-21 |
| L.D. Meyer | 1934-36 |
| John Meyers | 1968-69 |
| Wallace Meyers | 1931 |
| Anthony Mican | 1975 |
| Boyd Milby | 1991-94 |
| Dugan Miligan | 1959-60 |
| Bryan Miller | 1917-18 |
| Clyde Miller | 1914 |
| Jerry Miller | 1967-69 |
| Kendre Miller | 2020-21 |
| Kenneth Miller | 1956-57 |
| Preston Miller | 2014, '16 |
| Virgil Miller | 1954-57 |
| Wren Miller | 1983-85 |
| Jeff Millican | 1997-00 |
| Gray Mills | 1961-63 |
| Sean Millsap | 1985-86 |
| Jozie Milton | 2016 |
| Michael Milton | 1976-77 |
| Ed Minter | 1981-82 |
| Soni Misi | 2020-21 |
| George Mitcham | 1945 |
| Basil Mitchell | 1995-98 |
| Breylin Mitchell | 2015 |
| Charles Mitchell | 1967-69 |
| Hodges Mitchell | 1970 |
| John Mitchell | 1955-57 |
| Curtis Modkins | 1989-92 |
| Jeremy Modkins | 2002-05 |
| Gerry Modzelewski | 1975-76 |
| Trevon Moehrig | 2018-20 |
| Joe Moffett | 1957-59 |
| Alex Molina | 1990-91 |
| Beecher Montgomery | 1940-42 |
| Giles Montgomery | 2005-08 |
| Jim Montgomery | 1970 |
| John Montgomery | 1898 |
| Paul Montgomery | 1985-86 |
| Ross Montgomery | 1966-68 |
| Vic Montgomery | 1934-36 |
| Kevin Moody | 1978-79 |

| | |
|--------------------|---------------|
| John Moon | 1990 |
| Chuck Mooney | 1987-90 |
| Caylin Moore | 2016 |
| Clovis Moore | 1899-1903 |
| Cody Moore | 2005-08 |
| Derek Moore | 2005-07 |
| Greg Moore | 1986-89 |
| Jordan Moore | 2012-14 |
| Kenneth Moore | 1928-29 |
| Matt Moore | 1994-95 |
| Robert Moore | 1899 |
| Robert Moore | 1928-29 |
| Tavarus Moore | 1995-98 |
| William Moore | 1899 |
| Zack Moore | 2002 |
| Bill Moorman | 1947-50 |
| Bob Moorman | 1947-50 |
| Tommy Moorman | 1951 |
| Ted More | 2000 |
| Harry Moreland | 1958-60 |
| Toby Morey | 1989-90 |
| Cecil Morgan | 1927-28 |
| Jon Morgan | 2001-03 |
| Steve Morman | 1977 |
| Norman Morrill | 1943-45 |
| Chandler Morris | 2021 |
| J.C. Morris | 1979-82 |
| Patrick Morris | 2013, 2015-17 |
| Lynn Morrison | 1960-63 |
| Guy Morriss | 1970-72 |
| Sammy Morrow | 1951-53 |
| Jody Morse | 1989-92 |
| Cody Mortensen | 1995-98 |
| John Morton | 1949-50 |
| Gene Moser | 1972-74 |
| Ian Moser | 2014 |
| Baron Mosley | 1977-80 |
| Daron Mosley | 1977-80 |
| Torrance Mosley | 2014-15 |
| Bob Moss | 1940-41 |
| Stanley Moss | 2001-03 |
| Darrell Mott | 1962-64 |
| Mike Moulton | 1991-94 |
| Tom Mraz | 1973 |
| Harold Muckleroy | 1971-72 |
| Grayson Muehlstein | 2017-18 |
| Harry Mullins | 1944-45 |
| Marvin Mullins | 1995-96 |
| Cliff Murphy | 2012-14 |
| G. Ramon Murphy | 1953-54 |
| Bobby Murray | 1958 |
| A.J. Muse | 1904-05, 07 |
| Jon Muther | 2001 |
| Austin Myers | 2017-20 |
| Wallace Myers | 1931-33 |
| Lloyd Mynatt | 1960-62 |

N-N-N-N-N

| | |
|-------------------|---------|
| Brandon Najarian | 1993-94 |
| Jamelle Naff | 2013-15 |
| Don Narrell | 1947-49 |
| Steve Nash | 1990-91 |
| Jim Nayfa | 1964-66 |
| Orville Neal | 1955-56 |
| Charlie Needham | 1935-36 |
| Billy Neel | 1974-75 |
| Don Neely | 1967-68 |
| Gordon Nees | 1966 |
| Bobby Nelson | 1964-66 |
| Conway Nelson | 1950 |
| John Nelson | 1914-16 |
| Orlon Nelson | 1964-66 |
| Tom Nelson | 1945 |
| Jake Neufeld | 2021 |
| Jamison Newby | 2003-06 |
| Jon Newby | 1989 |
| Marshall Newhouse | 2006-09 |
| Biss Newman | 1919 |
| Lee Newman | 1985-88 |
| Falanda Newton | 1985-88 |
| Kelvin Newton | 1977-80 |
| Ray Newton | 1945 |

| | |
|-----------------|--------------|
| Lucas Niang | 2016-19 |
| John Nichols | 1968-69, '71 |
| John L. Nichols | 1980 |
| Michael Nichols | 2021 |
| Ava Nicholson | 1923-24 |
| Ron Nickelson | 1985 |
| John Nikkel | 1955-57 |
| Henry Niutei | 2009 |
| Ben Nix | 1961-62 |
| Emery Nix | 1941-42 |
| Fred Nix | 1966-68 |
| Kent Nix | 1962-64 |
| Scott Nix | 1978 |
| WC Nix | 1985-86 |
| Ronnie Nixon | 1964-66 |
| Shaun Nixon | 2015, '17 |
| Mike Noack | 1989-92 |
| Ollie Norris | 1983 |
| Joseph Noteboom | 2014-17 |
| Blake Nowell | 2021 |
| Cole Novak | 2016, '18 |
| Adam Nunez | 2016-18 |

O-O-O-O-O

| | |
|-------------------|--------------|
| Davey O'Brien | 1936-38 |
| Kelly O'Connor | 2001 |
| Scott O'Glee | 1974-76 |
| Corry O'Meally | 2014-15 |
| J.C. O'Neal | 1942-45 |
| Fred Obenchain | 1904 |
| Jaden Oberkrom | 2012-15 |
| Jack Odle | 1938-40 |
| Roland Ogan | 1919, '21-22 |
| John Oglesby | 1992-93 |
| Frank Oglevie | 1916 |
| E.G. Ohnsorg | 1921 |
| Peter Okonofua | 2014 |
| Elisha Olabode | 2010-13 |
| Bernard Oldham | 1995-96 |
| Rudy Oliveira | 1992 |
| Billy Oliver | 1983-84 |
| Jimmy Oliver | 1991-94 |
| Red Oliver | 1930-32 |
| William Oliver | 2005 |
| Jeff Olson | 2009-11 |
| Sewo Olonilua | 2016-19 |
| Michael Onyemaobi | 2021 |
| Matt Orlovsky | 2001-02 |
| Nick Orr | 2014-17 |
| Todd Orsak | 1989-90 |
| Antonio Ortiz | 2018-21 |
| Chase Ortiz | 2005-07 |
| Connor Osborne | 2016 |
| Oran Osburn | 1912 |
| John Ott | 1972-73 |
| Billy Overshown | 2004 |
| Charlie Owens | 1999-01 |
| Chester Owens | 1945 |
| Joe Owens | 1961-63 |
| Marion Owens | 1945 |
| James Ozee | 1955-57 |
| Ken Ozee | 1982-85 |

P-P-P-P-P

| | |
|--------------------|--------------|
| Steve Page | 1981-84 |
| Casey Pachall | 2010-13 |
| Bill Palmer | 1927 |
| Derrell Palmer | 1940-42 |
| Tommy Palmer | 1986-89 |
| Matt Panfil | 2005-08 |
| Luther Parker | 1911-13 |
| Ronald Parker | 1974-75 |
| Ben Parks | 1918 |
| Hubert Parrett | 1950-51 |
| Lowell Parrish | 1927 |
| Cale Patterson | 2012 |
| Darrell Patterson | 1979-82 |
| Gary Patterson | 1973-74, '76 |
| Kendrick Patterson | 1997-99, '01 |
| Martin Patterson | 2001-04 |
| Rahmaan Patterson | 2013-14 |

| | |
|---------------------------|--------------|
| Steve Patterson | 1971-73 |
| Clifton Pattoon | 1942 |
| Victor Payne | 1998-01 |
| Marvin Pearson | 2004-05 |
| Ryan Pearson | 2002-05 |
| Lee Peebles | 1926 |
| Paul Peebles | 1957-59 |
| Larry Peel | 1966 |
| Mark Penson | 1993-94 |
| Chris Peoples | 2001-03 |
| Ronnie Peoples | 1970-72 |
| Cy Perkins | 1931-33 |
| D'Arco Perkins-McAllister | 2021 |
| Noah C. Perkins | 1906-08 |
| Ethan Perry | 2012-15 |
| Larry Perry | 1963-65 |
| Stanley Petry | 1985-88 |
| Andre Petties-Wilson | 2015 |
| S.L. Phelps | 1932 |
| Bill Phillips | 1960-61 |
| Jason Phillips | 2005-08 |
| Preston Phillips | 2006-08 |
| Preston Phillips | 1964 |
| Tracy Philyaw | 1980 |
| Joseph Phipps | 1995-98 |
| Max Pierce | 1958-60 |
| Davion Pierson | 2012-15 |
| Alan Pike | 1946-47 |
| Chris Piland | 1992-95 |
| Charlie Pillow | 1969 |
| Ray Pinion | 1959-61 |
| Roy Pitcock | 1949-51 |
| Wayne Pitcock | 1946-47 |
| Andy Pitts | 1983-86 |
| Hugh Pitts | 1953-55 |
| Hugh Pitts, Jr. | 1980 |
| Paul Pitts | 1957-58 |
| Adam Plant, Jr. | 2019 |
| Bobby Plummer | 1959-61 |
| Harold Pollard | 1954-56 |
| Robert Pollard | 2000-03 |
| Jason Pohl | 1994 |
| Lou Porch | 1997-98 |
| Ashby Porter | 1993-96 |
| David Porter | 2011-14 |
| Emanuel Porter | 2014-17 |
| Greg Porter | 1978-81 |
| Ralph Porter | 1942 |
| William J. Porter | 1964-66 |
| Kenny Post | 1965-67 |
| Freddie Pouncy | 1971 |
| Jamal Powell | 2000-02 |
| James Power | 2013-14 |
| Dicky Powers | 1973-74 |
| Jack Powers | 2020-21 |
| John Prater | 1977-78 |
| James Prather | 1990 |
| Jim Pratt | 1937-38 |
| John Preston | 1980-81 |
| James Price | 1975-77 |
| Bud Priddy | 1960-62 |
| Merlin Priddy | 1957-59 |
| Rafael Priest | 2006-09 |
| Bobby Prince | 1959-60 |
| Casey Printers | 1999-01 |
| Heine Prinzing | 1917 |
| Randy Pritchett | 1969 |
| Frank Pruett | 1897 |
| Madison Pruitt | 1930-32 |
| Matt Pryor | 2014-17 |
| Vincent Pryor | 1991-94 |
| Chad Pugh | 2000-03 |
| Leonard Pugh | 1940-41 |
| Tim Pulliam | 1973-75 |
| Saul Pullman | 1958 |
| Chad Purcell | 1999-00 |
| Rusty Putt | 1970, '72-73 |
| John W. Pyburn | 1906-09 |
| Louis Pyle | 1966 |

Q-Q-Q-Q-Q

| | |
|-----------|---------|
| Jim Quinn | 1974-76 |
|-----------|---------|

R-R-R-R-R

| | |
|--------------------|--------------|
| Sammy Rabb | 1967-69 |
| Heath Raetz | 2008 |
| Roy Lee Rambo | 1958-59 |
| Sam Ramirez | 1983 |
| Jack Ramsay | 1951-52 |
| Bill Ramsey | 1940-41 |
| Otis Ramsey | 1914-15 |
| Tony Rand | 1989-92 |
| Bill Randolph | 1946 |
| David Rascoe | 1985-88 |
| C.T. (Blue) Rattan | 1905-09 |
| Raiford Rattan | 1989-91 |
| Wm. V. Rattan | 1909-10, '12 |
| Beau Rawlins | 1991-93 |
| Jack Ray | 1951-52 |
| James J. Ray | 1898-99 |
| James Ray | 1967-69 |
| Lee Ray | 1974 |
| Luke Ray | 1912-13 |
| Nathan Ray | 1970-71 |
| Ranorris Ray | 2002-05 |
| Ruben Ray | 1976-77 |
| Deshawn Raymond | 2015 |
| Shae Reagan | 2006-08 |
| Jalen Reagor | 2017-19 |
| Jack Reding | 1958-59 |
| Keenan Reed | 2017-19 |
| Steve Reed | 1991-92 |
| Tom Reed | 1901 |
| Crawford Reeder | 1913-14 |
| Michael Reeder | 1994-97 |
| Earl Reeves | 1976 |
| Harvey Reeves | 1962-64 |
| Norman Reeves | 1960 |
| Charlie Reid | 2014-17 |
| Ivor Reid | 1928 |
| Mark Renfro | 1976 |
| Mike Renfro | 1974-77 |
| Jackie Resch | 1978 |
| Jared Retkofsky | 2004-06 |
| Dave Rettig | 1962-64 |
| Deryl Reynolds | 2020-21 |
| Fain Reynolds | 1927-28 |
| Felix Reynolds | 1927 |
| Jordy Reynolds | 1988-89 |
| Raymond Rhodes | 1970 |
| Donald R. Richard | 1978-81 |
| John Richards | 1964-66 |
| Bobby Richardson | 1977-80 |
| Craig Richardson | 1978-79 |
| Toby Richardson | 1988 |
| Bob Richey | 1971 |
| Nic Richmond | 2006-09 |
| William Riley | 1967-69 |
| Karson Ringdahl | 2019 |
| Jason Ritchmond | 1991-93 |
| Aubel Riter | 1909 |
| Claude Roach | 1952-53 |
| David Roach | 2004-07 |
| Nathan Roach | 2000-01 |
| Phil Roach | 1939-41 |
| Rollin Roach | 1924 |
| Walter Roach | 1934-36 |
| William Roach | 1957-59 |
| Joe Robb | 1956-58 |
| Barret Robbins | 1991-94 |
| Clyde Roberson | 1928-30 |
| Allen Roberts | 1977 |
| B.J. Roberts | 1998-01 |
| Glen Roberts | 1934-36 |
| Graham Roberts | 1943 |
| Rex Roberts | 1989 |
| Wesley Roberts | 1976-79 |
| Dana Robinson | 1995-96 |
| Ed Robinson | 1971-73 |
| Marshall Robinson | 1951-53 |
| Shawn Robinson | 2017-18 |
| Morris Robison | 1908 |
| Cory Rodgers | 2003-05 |
| Charles Rogers | 1950-52 |

| | |
|--------------------|---------|
| Glynn Rogers | 1935-37 |
| Randy Rogers | 1944-48 |
| Wayne Rogers | 1947-49 |
| Curtis Rollins | 1957 |
| Henry Rose | 1944-46 |
| Justin Rose | 2011 |
| Michael Rosner | 2009 |
| Zack Roth | 2010 |
| Ricky Rougely | 1985-86 |
| Homer Rowe | 1902 |
| Justin Rowland | 1958-59 |
| Allen Rowson | 1920 |
| Tyrone Roy | 1992-95 |
| Marvin Ruchti | 1976 |
| Kenneth Ruelas | 2006 |
| Bob Ruff | 1944-45 |
| Carl Rush | 1976 |
| Vernon Russell | 2005-06 |
| Scottie Rutherford | 1918-19 |
| John Ruthstrom | 1968-70 |
| Sam Rutledge | 1897 |
| Joe Ryan | 1945 |
| Raleigh Ryan | 1920-21 |
| Hayes Rydel | 1994-95 |

S-S-S-S-S

| | |
|--------------------|--------------|
| Billy Sadler | 1971-72 |
| Dan Salkeld | 1930-32 |
| Everett Salley | 1954-55 |
| Jerry Salley | 1956-57 |
| Mike Salvage | 2005 |
| Bobby Sanders | 1962-64 |
| Ikey Sanders | 1918 |
| Laderice Sanders | 2012 |
| Nick Sanders | 2006-09 |
| Russ Sanders | 1997-98 |
| Tyrone Sanders | 2000-03 |
| Jordy Sandy | 2019-21 |
| Don Sanford | 1953, 55-56 |
| Steve Sanford | 1970 |
| Jeff Santos | 1997 |
| John Saunders | 1978 |
| Tony Savino | 2006-07 |
| Foster Sawyer | 2015-16 |
| Luther Scarborough | 1925-26 |
| Mike Scarborough | 1998-99 |
| Tim Schade | 1991 |
| Eric Schautteet | 2004 |
| Chris Schirmer | 1982-83 |
| Ryan Schlenger | 2003-05 |
| Austin Schlottman | 2014-17 |
| Blake Schlueter | 2005-08 |
| Bubba Schmid | 1945 |
| Aaron Schobel | 1997-00 |
| Bo Schobel | 2000, '02-03 |
| Bob Schobel | 1969-71 |
| Matt Schobel | 1999-2001 |
| Darren Schultz | 1990-92 |
| Anthony Sciaraffa | 1982-84 |
| Bennie Scott | 1990-91 |
| Chris Scott | 2009, 11 |
| Danny Scott | 1973-74 |
| E. U. Scott | 1907-08 |
| Ken Scott | 1950-51 |
| Vernon Scott | 2016-18 |
| Joe Segulja | 1974-76 |
| Perry Senn | 1972-73 |
| P.D. Shabay | 1965-67 |
| Paul Shabay | 1987-88 |
| Jack Shackelford | 1930-32 |
| Terry Shackelford | 1967-69 |
| Doug Shanks | 1997, '99 |
| Dan Sharp | 1983-84 |
| M.R. Sharp | 1897 |
| Tommy Sharp | 1984-87 |
| Harold Sharpe | 1917 |
| Kevin Sharples | 2009-10 |
| Chris Shaw | 1985-86 |
| Marcus Shaw | 2000 |
| Paul Shearer | 1977 |
| Rick Shetty | 1966-68 |
| Young Sheffield | 1956 |

| | |
|---------------------|-----------------|
| Tommy Shehan | 1982-85 |
| Daniel Shelley | 2010-12 |
| Buster Shelton | 1993 |
| Joe Sherrell | 1965-66 |
| Bobby Sherrod | 1938-40 |
| Johnny Sherrod | 1944-45 |
| Stephen Shipley | 1989-92 |
| W. M. Shirley | 1921-23 |
| Luke Shivers | 2008-11 |
| Jim Shofner | 1955-57 |
| Fred Shook | 1938-39 |
| Bernard Short | 1944 |
| Garland Short | 1979-82 |
| Wade Shumate | 1899-03 |
| Kurt Shunkey | 1979-80 |
| Bill Sikes | 1952-53 |
| Butch Silvey | 1970-72 |
| Tracy Simien | 1985-88 |
| Berl Simmons | 1971-73 |
| Markell Simmons | 2016-18 |
| Paul Simmons | 1993 |
| Stephen Simmons | 2001, '04 |
| Torrie Simmons | 1996-97 |
| Shane Sims | 2002-05 |
| Dave Singletery | 1918 |
| Wade Sisk | 2005-06 |
| Adon Sitra | 1964-66 |
| Ty Slanina | 2013-14, '16-17 |
| Jack Sledge | 1957-59 |
| Logan Sligar | 2009-10 |
| Cody Slinkard | 1997-00 |
| Drummond Slover | 1940-42 |
| Niko Small | 2015-18 |
| Al Smith | 1987 |
| Allanda Smith | 1981-83 |
| Billy Joe Smith | 1945 |
| Bobby Smith | 1963-64 |
| Brad Smith | 1985-86 |
| Brad Smith | 1989-92 |
| Charles Smith | 1899 |
| Chris Smith | 2006-09 |
| Coke Smith | 1973-74 |
| David Smith | 1964-66 |
| Derek Smith | 1980 |
| Dick Smith | 1943 |
| Don Smith | 1961-63 |
| Don L. Smith | 1932-33 |
| Don L. Smith, Jr. | 1961-63 |
| Herman Smith | 1944-46 |
| James Smith | 1964-66 |
| John Smith | 1942 |
| Martinez Smith | 1977 |
| Paul Smith | 1940 |
| Paul Smith | 1965-67 |
| Paul Smith | 1968-69 |
| Ray Smith | 1919 |
| Robert Smith | 1992-94 |
| Romeo Smith | 1984-88 |
| Ted Smith | 1899 |
| Jared Smitherman | 2001-02 |
| Kenedy Snell | 2017 |
| Billy Snow | 1964 |
| Paul Snow | 1930-31 |
| Paul Snow | 1937-38 |
| Jonathan Song | 2017-19 |
| Gary Spann | 1981-84 |
| Connie Sparks | 1938-40 |
| Earle Sparks | 1897 |
| Jon Sparks | 1970 |
| Nolan Sparks | 1940-41 |
| Larry Speake | 1969-71 |
| Blanford Spearman | 1930-32 |
| Jerry Spearman | 1961 |
| Andre Spencer | 1987-88 |
| JD Spielman | 2020-21 |
| Houston Spikes | 1917 |
| Jack Spikes | 1957-59 |
| Red Spillar | 1918-20 |
| Geor'quarius Spivey | 2021 |
| David Spradlin | 1983-85, 87 |
| Bo Springfield | 1999-01 |
| Steve Stamp | 1978-81 |

| | |
|--------------------|-----------------|
| Ray Standley | 1940 |
| Todd Stanford | 1994-97 |
| Edward Stangl | 1915-16 |
| Frank Stangl | 1922-24 |
| Chris Staten | 1994-97 |
| Oran Steadman | 1926-27 |
| Ken Steel | 1970-72 |
| Fabian Stegall | 1995-96 |
| Beau Stephens | 1994-95 |
| Geoff Stephens | 1993-96 |
| John Stephens Jr. | 2018-20 |
| B.J. Stephenson | 1954 |
| Clint Stephenson | 1990-91 |
| Dudley Stephenson | 1979 |
| Tom Stevens | 2005-07 |
| Ronny Stevenson | 1956-58 |
| Bobby Stewart | 1978-80 |
| Ed Stewart | 1912 |
| Grover W. Stewart | 1911-12 |
| Jarrison Stewart | 2015-18 |
| Kee'yon Stewart | 2019-20 |
| Lon Stewart | 1913 |
| M.C. Stewart | 1907 |
| Russell Stewart | 1974-75 |
| Torrey Stewart | 2006-07 |
| Cecil Stiles | 1910-12 |
| Duncan Still | 1977 |
| Sean Stillely | 2001-02 |
| Freddie Stoglin | 2004 |
| David Stoltzman | 2011-12 |
| Ricky Stone | 1984-85, '87-88 |
| T.J. Storment | 2020 |
| Ja'Juan Story | 2013-15 |
| Gary Stout | 1969-70 |
| Pete Stout | 1946-48 |
| Russell Stout | 1963-65 |
| Robert Stow | 1934 |
| Jack Stratton | 1912 |
| Alvin Street | 1912-14 |
| Chester Strickland | 1977-79 |
| True Strong | 1910 |
| Frank Struska | 1948-50 |
| James Stuart | 1926 |
| Mike Sullivan | 1987-90 |
| Richard Sullivan | 1964 |
| W.W. Sumner | 1931-32 |
| Ty Summers | 2015-18 |
| Spencer Sunstrum | 1979, 1981-82 |
| Clinton Swink | 1910 |
| Jim Swink | 1954-56 |
| Jeff Syper | 1897 |

T-T-T-T

| | |
|---------------------|--------------|
| Clifford Taft | 1961-63 |
| Scott Taft | 1994-97 |
| Mike Taliferro | 1982 |
| Stan Talley | 1979-80 |
| Lawrence Tankersley | 1922-24 |
| Roscoe Tatum | 1984, 86-88 |
| Eric Tausch | 2011-13 |
| Aaron Taylor | 1932 |
| Alton Taylor | 1949-51 |
| Bud Taylor | 1932-33 |
| Bud Taylor | 1938-39 |
| Fred Taylor | 1941, '45-46 |
| Fred Taylor | 1996 |
| Gerald Taylor | 1982-84 |
| Harry Taylor | 1923-26 |
| Herb Taylor | 2003-06 |
| Phil Taylor | 2014 |
| Ray Taylor | 1954-55 |
| Spud Taylor | 1937-39 |
| Tommy Taylor | 2001-02 |
| Wilbur Taylor | 1937 |
| Thad Teaford | 1995-96 |
| Jason Teague | 2009-10 |
| Mickey Teems | 1951-52 |
| Alan Teichelman | 1975-77 |
| Arthur Teixeira | 1943 |
| Jack Temple | 1952 |
| Floyd Terrell | 1983-85, '87 |
| Jerry J. Terrell | 1960, '62-63 |

ALL-TIME LETTERWINNERS

| | |
|---------------------|-----------------|
| Larry Terrell | 1958-60 |
| Dedrick Terveen | 1972-74 |
| Donnie Terveen | 1967-69 |
| James Teter | 1960-62 |
| Logo Tevaseu | 2003-04 |
| Ranthonny Texada | 2014, '16-17 |
| Lester Thannisch | 1912 |
| Dylan Thomas | 2016-17, '19-20 |
| Garry Thomas | 1961-63 |
| John Thomas | 1980-83 |
| Larry Thomas | 1961-63 |
| Manley O. Thomas | 1906-07, '09 |
| N. B. Thomas | 1943-44 |
| Rob Thomas | 1984 |
| Sean Thomas | 1982-84 |
| Trent Thomas | 2010-13 |
| Billy Thompson | 1994-96 |
| Bobby Thompson | 2014-15 |
| Guy Thompson | 1953-55 |
| Jurell Thompson | 2009-10 |
| Michael Thompson | 2011 |
| Ody Thompson | 1926-28 |
| Spencer Thompson | 2009-11 |
| Chris Thomsen | 1988-90 |
| Bubba Thornton | 1967-68 |
| Elmer Tidwell | 1946 |
| Jimmy Tidwill | 1968-69 |
| Otha Tiner | 1932 |
| Mark Tipps | 1984-86 |
| Jack Tittle | 1935-37 |
| Merlin Toler | 1926-28 |
| LaDainian Tomlinson | 1997-00 |
| Bill Tommaney | 1983-86 |
| Pete Tomme | 1922 |
| Homer Tompkins | 1949-50 |
| Roy Topham | 1970 |
| Michael Toudouze | 2002-05 |
| Greg Townsend | 1981-82 |
| J.W. Townsend | 1931-32 |
| Vince Townsend | 1987-88 |
| David Towson | 1995-96 |
| Kent Tramel | 1983-87 |
| Ben Trcalek | 1964 |
| Justin Trejo | 2012 |
| Julius Truelson | 1933-34 |
| Mike Tuaua | 2013-15 |
| Jason Tucker | 1994-96 |
| Matthew Tucker | 2009-12 |
| Ryan Tucker | 1993-96 |
| Dave Tudor | 1916 |
| Darron Turner | 1982-84 |
| Elwood Turner | 1945-46 |
| Joseph Turner | 2006-09 |
| Kevin Turner | 1978-79 |
| John Turntine | 1999-02 |
| KaVontae Turpin | 2015-17 |
| Ike Tyre | 1981-83 |
| Paul Tyson | 1906-09 |

U-U-U-U-U

| | |
|-----------------|---------|
| Vernon Uecker | 1954-56 |
| Busty Underwood | 1968-70 |
| Ken Upchurch | 1960-62 |
| Gene Uptegraph | 1964 |
| Chad Utley | 1972-73 |

V-V-V-V-V

| | |
|-----------------------|---------|
| Carlos Vacek | 1955-58 |
| Damon Vacek | 1999 |
| Al Vaiani | 1947 |
| Joe Vail | 1979-80 |
| Halapoulivaati Vaitai | 2012-15 |
| James Vanderslice | 1968-69 |
| Trey Van Pelt | 1993 |
| Tommy Van Wart | 1973-74 |
| La'Kendrick Van Zandt | 2018-21 |
| Howard Vaughn | 1914-16 |
| Johnny Vaught | 1930-32 |
| Ted Vaught | 1950-52 |
| Brad Veale | 2004 |
| LaVar Veale | 1997-00 |

| | |
|----------------|-------------|
| Lanny Verner | 1960 |
| Josh Vernon | 2008-10 |
| Jason Verrett | 2011-13 |
| James Vess | 2005-06, 08 |
| Steve Vest | 1974 |
| Matt Vogler | 1990-91 |
| Antanza Vongor | 2019-20 |

W-W-W-W-W

| | |
|----------------------|-----------|
| Wayne Waddy | 1984-87 |
| John Wade | 1977-78 |
| Wallace Wade | 1905 |
| Robert Waggaman | 1913 |
| Howard Wagner | 1968 |
| Keith Wagner | 1989-91 |
| Ray Wakefield | 1908 |
| Kent Waldrep | 1974 |
| Bubba Walker | 1988-89 |
| Dale Walker | 1956-58 |
| Elbert Walker | 1933 |
| Jimmy Walker | 1962 |
| Mark Walker | 2001-04 |
| Pat Walker | 1967-69 |
| Ralph Walker | 1928-29 |
| Scott Walker | 1970-72 |
| Brad Wallace | 1989-92 |
| J.H.J. Wallace | 1912-13 |
| J.O. Wallace | 1906-07 |
| Jewell Wallace | 1932-33 |
| Robert Wallace | 1997-98 |
| Tony Wallace | 2021 |
| Malcolm Wallas | 1952-54 |
| Garret Wallow | 2017-20 |
| Greg Walls | 1997-00 |
| Willie Walls | 1934-36 |
| Daniel Walsh | 2014, '16 |
| Charlie Walton | 1912 |
| Kenneth Walton | 1987-90 |
| Merle Wang | 1972-74 |
| Andrew Ward | 2004-05 |
| Trix Ward | 1923-25 |
| Tom Warden | 1975-76 |
| Bryan F. Ware | 1911-12 |
| Carter Ware | 2018-21 |
| Logan Ware | 1938-40 |
| Scott Warren | 1979 |
| Derek Wash | 2006-07 |
| Ar'Darius Washington | 2019-20 |
| Daryl Washington | 2006-09 |
| Fred Washington | 1986-89 |
| George Washington | 1974-75 |
| John Washington | 1993-96 |
| L.B. Washington | 1981-84 |
| Stanley Washington | 1979-82 |
| Johnny Washmon | 1924-26 |
| H.H. Watson | 1903 |
| Justin Watts | 2005-08 |
| W.T. Watts | 1898 |
| Sam Weatherford | 1942 |
| Greg Webb | 1968-71 |
| Ronnie Webb | 1972-73 |
| Billy Weems | 1991 |
| Pro Wells | 2019-20 |
| Vernon Wells | 1975-76 |
| Ed Wesley | 2009-11 |
| Rico Wesley | 1990-93 |
| Steve Wesley | 2015-16 |
| Royal West | 1991-94 |
| Richard Westbrook | 1965 |
| Marty Whelan | 1967-69 |
| Allie White | 1936-38 |
| Bob White | 1953 |
| Cam White | 2011-13 |
| Desmon White | 2014-17 |
| Godfrey White | 1994-96 |
| Kevin White | 2011-14 |
| Marvin White | 2005-06 |
| Quazzel White | 2018-20 |
| Gary Whitman | 1971-73 |
| Paul Whitmill | 2014-16 |
| Dan Wilde | 1949-50 |
| Dean Wilkerson | 1968-70 |

| | |
|---------------------|--------------|
| Jeff Wilkinson | 1990-92 |
| Ward Wilkinson | 1936-38 |
| Bernard Williams | 1925-27 |
| Brandon Williams | 2001-03 |
| Charlie Williams | 1937-39 |
| Chris Williams | 1982 |
| DeJuan Williams | 2004 |
| Derryl Williams | 1994-95 |
| Fred Williams | 1978-79 |
| Jake Williams | 1926-28 |
| Jarrarcea Williams | 2004-06 |
| Jess Williams | 1985-88 |
| Joe Williams | 1954-56 |
| John Williams | 1996 |
| Kyle Williams | 1996-99 |
| Lance Williams | 1995-98 |
| Lee Williams | 1974 |
| Lionel Williams | 1980-81 |
| Lynwood Williams | 1982 |
| Malcolm Williams | 2009-10 |
| Morgan Williams | 1951-53 |
| O'Day Williams | 1954-56 |
| Porter Williams | 1964-66 |
| Raymond Williams | 1977 |
| Ricky Williams | 1962-63 |
| Russell Williams | 2014 |
| Savion Williams | 2020-21 |
| Scott Williams | 1980-82 |
| Steve Williams | 1978-79 |
| Taj Williams | 2016-17 |
| Terran Williams | 2000-02 |
| Troy Williams | 1995 |
| Willie Williams | 1977, '79-81 |
| Lee Willie | 1916 |
| Billy Willingham | 1948-50 |
| Frank Willis | 1982-83 |
| Chuck Wills | 1993-94 |
| Lorance Wills | 1976 |
| Ben Wilson | 2018-20 |
| J.W. Wilson | 1996-99 |
| Montrel Wilson | 2015, '17 |
| Steve Wilson | 1979-81 |
| Travis Wilson | 1995-97 |
| Vaughn Wilson | 1919 |
| Frank Windegger | 1955-56 |
| Ken Wineburg | 1954-56 |
| Chris Wingate | 2002-03 |
| Dee Winters | 2019-21 |
| Oscar Wise | 1910-11 |
| Richard Wiseman | 1970-72 |
| Raymond (Bear) Wolf | 1925-26 |
| A. F. Wood | 1898 |
| Larry Wood | 1966-67 |
| Mike Wood | 1974 |
| Raymond Woodard | 1975 |
| James Woodfin | 1941-42 |
| Richard Woodley | 1990-93 |
| Ronnie Woodman | 1969 |
| Audie Woods | 1976-77 |
| Koi Woods | 1993-96 |
| John Wooldridge | 2010-13 |
| Vance Woolwine | 1929-32 |
| J.N. Wooten | 1898-99 |
| Richard Wooten | 1993 |
| Parker Workman | 2019-20 |
| Shawn Worthen | 1997-00 |
| Charles Wrenn | 1952 |
| Fred Wright | 1966 |
| G.A. Wright | 1904 |
| James Wright | 1975-77 |
| Larry Wright | 1968-69 |
| L.C. Wright | 1904-07 |
| Mike Wright | 1979-80 |
| Ricky Wright | 1975-76 |
| Buddy Wyatt | 1986-89 |
| Ryan Wyatt | 2009 |
| Randall Wylie | 1960 |
| Mike Wyman | 1973-75 |
| Mike Wynn | 2002-04 |

Y-Y-Y-Y-Y

| | |
|-------------|---------|
| Armen Yates | 1908-09 |
|-------------|---------|

| | |
|-----------------|---------|
| D.J. Yendrey | 2009-11 |
| Cameron Young | 1976-79 |
| Charles Young | 1965-67 |
| Chester Young | 1973-74 |
| Clarence Young | 1958 |
| Jimmy Young | 2007-10 |
| Jimmy Don Young | 1974-76 |
| Joe Young | 1982-84 |
| Bill Yung | 1953-55 |

Z-Z-Z-Z-Z

| | |
|-------------------|---------|
| Justin Zavala | 2006 |
| Patrick Zeller | 2017-18 |
| Herbert Zimmerman | 1949-51 |

The TCU MVP Award is named in honor of Dan Rogers, a very successful TCU graduate and former TCU trustee. He gave his first MVP ring in 1925.

| | |
|------|------------------------|
| 1925 | Herman Clark, QB |
| 1926 | Rags Matthews, E |
| 1927 | Merlin Toler, HB |
| 1928 | Howard Grubbs, QB |
| 1929 | Mike Brumbelow, G |
| 1930 | Noble Atkins, C |
| 1931 | Harlos Green, FB |
| 1932 | Johnny Vaught, G |
| 1933 | Charley Casper, HB |
| 1934 | Darrell Lester, C |
| 1935 | Jimmy Lawrence, HB |
| 1936 | Sam Baugh, QB |
| 1937 | Mason Mayne, G |
| 1938 | Davey O'Brien, QB |
| 1939 | Durward Horner, E |
| 1940 | Bobby Sherrod, G |
| 1941 | Bill Crawford, G |
| 1942 | Bruce Alford, E |
| 1943 | Clyde Flowers, T |
| 1944 | James Cooper, C |
| 1945 | Harry Mullins, E |
| 1946 | Fred Taylor, E |
| 1947 | Carl Knox, HB |
| 1948 | Lindy Berry, QB |
| 1949 | Don Narrell, T |
| 1950 | Max Eubank, C |
| 1951 | Keith Flowers, LB |
| 1952 | Wayne Martin, E |
| 1953 | Morgan Williams, G |
| 1954 | Johnny Crouch, E |
| 1955 | Bryan Engram, E |
| 1956 | Chuck Curtis, QB |
| 1957 | Jim Shofner, HB |
| 1958 | Dale Walker, C |
| 1959 | Jack Spikes, FB |
| 1960 | Bob Lilly, T |
| 1961 | Sonny Gibbs, QB |
| 1962 | Tommy Joe Crutcher, FB |
| 1963 | Steve Garmon, G |
| 1964 | Jim Fauver, HB |
| 1965 | Larry Perry, DE |
| 1966 | John Richards, DE |
| 1967 | Cubby Hudler, DB |
| 1968 | Larry Adams, DT |
| 1969 | Linzy Cole, FL |
| 1970 | Bob Creech, DE |
| 1971 | Steve Judy, QB |
| 1972 | Mike Luttrell, HB |
| 1973 | Gary Whitman, LB |
| 1974 | Terry Drennan, DB |
| 1975 | Lee Cook, QB |
| 1976 | Mike Renfro, WR |
| 1977 | Mike Renfro, WR |
| 1978 | Marshall Harris, DT |
| 1979 | Steve Barnes, SS |
| 1980 | Bobby Stewart, WR |
| 1981 | Steve Stamp, QB |
| 1982 | Joe Hines, LB |
| 1983 | Kyle Clifton, LB |
| 1984 | Kenneth Davis, RB |
| 1985 | WC Nix III, C |
| 1986 | WC Nix III, C |
| 1987 | David Spradlin, DE |
| 1988 | Falanda Newton, DB |
| 1989 | Fred Washington, DT |
| 1990 | Jason Cauble, LB |
| 1991 | Roosevelt Collins, DE |
| 1992 | Tony Rand, CB |
| 1993 | Royal West, DT |

ROGERS TROPHY WINNERS

| | |
|------|-------------------------|
| 1994 | Barret Robbins, C |
| 1995 | Michael Reeder, PK |
| 1996 | Ryan Tucker, C |
| 1997 | Scott Taft, LB |
| 1998 | Joseph Phipps, LB |
| 1999 | LaDainian Tomlinson, TB |
| 2000 | LaDainian Tomlinson, TB |
| 2001 | Adrian Madise, WR |
| 2002 | LaMarcus McDonald, LB |
| 2003 | Nick Browne, PK |
| | Bo Schobel, DE |
| 2004 | Cory Rodgers, WR |
| 2005 | Jeff Ballard, QB |
| 2006 | Jeff Ballard, QB |
| 2007 | Chase Ortiz, DE |
| 2008 | Jerry Hughes, DE |
| 2009 | Jerry Hughes, DE |
| 2010 | Andy Dalton, QB |
| 2011 | Casey Pachall, QB |
| 2012 | Jason Verrett, CB |
| 2013 | Jason Verrett, CB |
| 2014 | Trevone Boykin, QB |
| 2015 | Trevone Boykin, QB |
| 2016 | Kyle Hicks, RB |
| 2017 | Travin Howard, LB |
| 2018 | Jalen Reagor, WR |
| 2019 | Garret Wallow, LB |
| 2020 | Trevon Moehrig, S |



TCU



TCU FOOTBALL

CHEDULE



SEPT 2

COLORADO



SEPT 10

TARLETON



SEPT 24

SMU



OCT 1

OKLAHOMA



OCT 8

KANSAS



OCT 15

OKLAHOMA STATE



OCT 22

KANSAS STATE



OCT 29

WEST VIRGINIA



NOV 5

TEXAS TECH



NOV 12

TEXAS



NOV 19

BAYLOR



NOV 26

IOWA STATE

HOME AWAY

