

2022 TCU HORNED FROGS BASEBALL

#16 TCU Horned Frogs (8-3, 0-0 Big 12) at Louisville Cardinals (8-3, 0-0 ACC)

GAME DAY INFORMATION

Location: Louisville, Ky.

Field: Jim Patterson Stadium

TV: ACCNX

Radio: KTCU 88.7 FM

Live Stats: GoFrogs.com

Live Video: WatchESPN

Twitter: @TCU_Baseball **Instagram:** @TCUBaseball

Facebook: www.facebook.com/TCUBaseball

2022 SCHEDULE (All times central)

FEBRUARY (6-1, 0-0 Big 12)

18	vs. San Diego State (MLB Network)^	W, 5-3
19	vs. Cal^	L, 6-7
20	vs. Houston^	W, 10-0 (8)
22	Stephen F. Austin (Big 12 Now on ESPN+)	W, 11-1
23	UTSA	PPD
25	vs. Nebraska! (FloSports.TV)	W, 4-1
26	vs. Nebraska! (FloSports.TV)	W, 8-3
27	vs. Nebraska! (FloSports.TV)	W, 5-3

MARCH (2-2, 0-0 Big 12)

1	UT Arlington	W, 8-5
4	@ Kentucky (SEC Network+)	L, 11-13
5	@ Kentucky (SEC Network+)	L, 1-5
5	@ Kentucky (SEC Network+)	W, 12-8
8	@ Louisville (ACCNX)	11 a.m.
11	Army (Big 12 Now on ESPN+)	6 p.m.
12	Army (Big 12 Now on ESPN+)	2 p.m.
13	Army (Big 12 Now on ESPN+)	1 p.m.
15	TAMU-CC (Big 12 Now on ESPN+)	6 p.m.
18	@ Baylor* (Big 12 Now on ESPN+)	6:30 p.m.
19	@ Baylor* (Big 12 Now on ESPN+)	3 p.m.
20	@ Baylor* (Big 12 Now on ESPN+)	1 p.m.
22	@ Abilene Christian (ESPN+)	6:05 p.m.
25	Kansas State* (Big 12 Now on ESPN+)	6 p.m.
26	Kansas State* (Big 12 Now on ESPN+)	2 p.m.
27	Kansas State* (Big 12 Now on ESPN+)	1 p.m.
29	Abilene Christian (Big 12 Now on ESPN+)	6 p.m.
30	UTSA	6 p.m.

APRIL (0-0, 0-0 Big 12)

1	West Virginia* (Big 12 Now on ESPN+)	6 p.m.
2	West Virginia* (Big 12 Now on ESPN+)	2 p.m.
3	West Virginia* (Big 12 Now on ESPN+)	1 p.m.
5	@ UT Arlington	6:30 p.m.
9	@ Texas* (Longhorn Network)	TBA
10	@ Texas* (ESPN+)	5 p.m.
11	@ Texas* (ESPN+)	Noon
12	@ Dallas Baptist	6:30 p.m.
14	Texas Tech* (Big 12 Now on ESPN+)	6 p.m.
15	Texas Tech* (Big 12 Now on ESPN+)	2 p.m.
16	Texas Tech* (Big 12 Now on ESPN+)	1 p.m.
19	UT Arlington (Big 12 Now on ESPN+)	6 p.m.
22	@ Oklahoma State* (Big 12 Now on ESPN+)	6 p.m.
23	@ Oklahoma State* (Big 12 Now on ESPN+)	TBA
24	@ Oklahoma State*	1 p.m.
26	Dallas Baptist (Big 12 Now on ESPN+)	6 p.m.
29	@ Florida State (ACCNX)	6 p.m.
30	@ Florida State (ACC Network)	5 p.m.

MAY (0-0, 0-0 Big 12)

1	@ Florida State (ACCNX)	11 a.m.
6	Oklahoma* (Big 12 Now on ESPN+)	6 p.m.
7	Oklahoma* (Big 12 Now on ESPN+)	2 p.m.
8	Oklahoma* (Big 12 Now on ESPN+)	1 p.m.
10	Incarnate Word Big 12 Now on ESPN+	6 p.m.
13	@ Kansas* (Big 12 Now on ESPN+)	6 p.m.
14	@ Kansas* (Big 12 Now on ESPN+)	2 p.m.
15	@ Kansas* (Big 12 Now on ESPN+)	1 p.m.
17	Tarleton State (Big 12 Now on ESPN+)	6 p.m.
19	Santa Clara (Big 12 Now on ESPN+)	6 p.m.
20	Santa Clara (Big 12 Now on ESPN+)	6 p.m.
21	Santa Clara (Big 12 Now on ESPN+)	2 p.m.

* - Big 12 game

^ - MLB4 Tournament - Scottsdale, Ariz.

! - Globe Life Field - Arlington, Texas

All times Central

TCU HORNED FROGS

Record: 8-3

Away Record: 1-2

Big 12: 0-0

Head Coach: Kirk Saarloos

LOUISVILLE CARDINALS

Record: 8-3

Home Record: 7-1

ACC: 0-0

Head Coach: Dan McDonnell

GAME INFORMATION

Tuesday • March 8 • 11 a.m.

Cam Brown

vs.

TBA

TCU NOTABLES

- TCU dropped a series at Kentucky, but won the series finale to finish the week 2-2.
- TCU sits second in the Big 12 in batting average (.294), fifth in ERA (2.56) and fourth in fielding percentage (.984).
- TCU has played errorless baseball in seven of 11 games this season.
- TCU has scored first inning runs in nine of 11 games this season.
- TCU has turned nine double plays this season, ranking second in the league.
- TCU has surrendered just five stolen bases on the year, the second fewest in the league.
- TCU has three players ranked in the top ten in the league in batting average (Nunez, 2nd Sacco and Taylor, 4th).
- David Bishop is tied for the Big 12 lead with 17 RBIs. He is tied for third among NCAA freshmen in RBIs.
- Elijah Nunez hit .692 in the Kentucky series and is hitting .583 over his last seven games played.
- Nunez leads the Big 12 and ranks 13th nationally with nine stolen bases.
- River Ridings leads the Big 12 with four saves and is tied for fourth nationally with the four saves.

ROAD NOTABLES

- TCU will play 22 road games this season.
- TCU has won 25 of 46 road series since Kirk Saarloos' arrival in 2013.
- TCU is 23-11 in road midweek games under Saarloos.
- TCU has won 10 of 13 road series under Saarloos.
- TCU is 102-77 on the road with Saarloos on staff.
- TCU has been above .500 on the road in six of Saarloos' nine seasons on staff.

LOUISVILLE NOTABLES

- Louisville is coming off a home sweep of Akron, running its winning streak to six games.
- The Cardinals put up 20 or more runs in each of the last two games against the Zips.
- Louisville is in the midst of a 18 game homestand.
- Louisville is hitting .327 as a team with a .577 slugging percentage.
- Ben Bianco paces the team with a .500 average, while Ben Metzinger has five of the squads 18 home runs and 20 RBIs.
- On the mound, the staff has a 4.45 ERA and has 118 strikeouts and only 38 walks. Opponents are hitting just .250.
- Kaleb Corbett leads the team with five appearances out of the bullpen.
- Michael Prosecky has tallied two saves in four appearances.
- Defensively, the Cardinals had a .960 fielding percentage with 16 RBIs.
- The Cardinals have allowed nine stolen bases.

SERIES NOTABLES

- TCU and Louisville will be meeting for just the 18th time on Tuesday night.
- TCU holds a 12-5 edge over Louisville.
- TCU and Louisville were conference foes in Conference USA from 2002-05.
- TCU won all four series while league foes, picking up two wins in each series.
- TCU went 3-1 against the Cardinals in the conference tournament.
- TCU owns a 4-2 record against Louisville on the road.
- TCU and Louisville last met in the 2017 College World Series with the Horned Frogs picking up a 4-3 win.

PROBABLE STARTING LINEUP

Pos.	No.	Name	BA	GP-GS	R	H	HR	RBI	SB	Notes
C	4	Kurtis Byrne, So.	.286	10-9	6	8	0	5	0	Tied for second on team with 4 double
1B	12	David Bishop, Fr.	.375	11-11	8	15	1	17	1	Ranks tied for first in the Big 12 in RBIs
2B	28	Gray Rodgers, Sr.	.200	11-11	6	8	0	9	1	Collected three RBIs at Kentucky
3B	55	Brayden Taylor, So.	.410	11-11	17	16	1	12	3	Owens a 1.037 OPS in his career
SS	25	Tommy Sacco, Sr.	.410	11-11	7	16	1	9	1	Reached safely in 10 of 11 games
LF	22	Logan Maxwell, Fr.	.125	7-5	2	2	0	0	0	Has a .417 on-base percentage
CF	1	Elijah Nunez, So.	.462	11-11	17	18	0	5	9	Hit .692 in the Kentucky series
RF	6	Luke Boyers, So.	.234	11-11	11	11	1	6	2	Hit .308 with 2 RBIs in Kentucky series
DH	27	Porter Brown, So.	.174	8-5	3	4	0	1	0	Doubled in go-ahead run in 9th in Game 3
OR	19	Reed Spenrath, Jr.	.200	7-7	1	5	0	6	0	Drove in four runs in his TCU debut

Potential Starters

T	No.	Name	W-L	ERA	IP	H	R	ER	BB	K	Notes
R	20	Cam Brown, So.	2-0	1.64	11.0	7	2	2	2	16	Retired 16 of last 17 batters faced vs. UTA



Head Coach Kirk Saarloos

1st Season/10th Overall

8-3 (.727) - First Season

Career Notes:

- Named head coach on June 15, 2021
- Becomes program's 20th head coach
- Named the 2016 D1Baseball.com National Assistant Coach of the Year
- Joined the program in the summer of 2012
- Named recruiting coordinator in summer of 2013
- Spent two seasons as an assistant coach at Cal State Fullerton (2011-12)

- Played seven seasons in Major League Baseball (2002-08)
- Four TCU pitchers have made their Big League debuts (Stefan Crichton, Brandon Finnegan, Tyler Alexander and Alex Young)

2021 Notes (41-19, 17-7 Big 12) • NCAA Regional Appearance

- The pitching staff racked up over 600 strikeouts (606) for the second time in program history
- Haylen Green was named an All-American for the second straight season
- River Ridings earned Freshman All-American accolades
- Five pitchers were drafted at the conclusion of the season

2020 Notes (11-4, 0-0 Big 12)

- TCU ranked 15th nationally in ERA (5.40) and 17th nationally in WHIP (1.08)
- Haylen Green was named an All-American

2019 Notes (34-28, 11-13 Big 12) • NCAA Regional Appearance

- Nick Lodolo became the program's all-time highest draft pick, going No. 7 overall to Cincinnati
- Lodolo was tabbed a 2nd-team All-American
- In total, four pitchers were drafted at the conclusion of the season
- TCU ranked 21st nationally in K:BB ratio and 30th K/9

2018 Notes (33-23, 10-13 Big 12)

- Durbin Feltman was voted a 2nd-team All-American
- Augie Muhlbauer was named a Freshman All-American
- Three pitchers were drafted at the conclusion of the season
- Ranked 21st nationally with a 3.45 ERA and led the league with a 2.79 K:BB ratio

2017 Notes (50-18, 16-8 Big 12) • College World Series

- TCU set a school record with 643 strikeouts and ranked sixth nationally in K:BB ratio (3.09)
- Jared Janczak was named a 2nd-team All-American
- Brian Howard ranked second nationally with 12 wins
- Durbin Feltman set a school record with 17 saves
- Sean Wymer was selected to the USA Baseball Collegiate National Team
- Two pitchers were drafted at the conclusion of the season

2016 Notes (49-18, 15-9 Big 12) • College World Series

- Named the D1Baseball.com Assistant Coach of the Year
- TCU led the Big 12 and ranked third in the Big 12 in ERA (3.16)
- Two pitchers (Dylan Horton and Durbin Feltman) were named Freshmen All-Americans
- Five pitchers were drafted at the conclusion of the season

2015 Notes (51-15, 18-5 Big 12) • College World Series

- TCU ranked second nationally with a 2.45 ERA
- TCU led the nation in WHIP (1.04) and ranked second with 10 shutouts and a 3.94 K:BB ratio
- Three pitchers (Riley Ferrell, Preston Morrison and Alex Young) were named All-Americans
- Six pitchers were drafted at the conclusion of the season.

2014 Notes (48-18, 17-7 Big 12) • College World Series

- TCU led the nation with a 2.22 ERA and ranked in the top six of all major pitching categories
- Set a school and Big 12 record with 14 shutouts
- Preston Morrison was named the Big 12 Pitcher of the Year
- Morrison, Brandon Finnegan and Riley Ferrell were tabbed All-Americans
- Tyler Alexander was named a Freshman All-American
- Brandon Finnegan was the program's second-ever first round draft pick (17th overall, Kansas City)
- In the fall of 2014, Finnegan became the first-ever player to appear in the College World Series and the Major League World Series in the same year

2013 Notes (29-28, 12-12 Big 12)

- Ranked in the top 15 nationally of all major pitching categories
- Brandon Finnegan, Riley Ferrell and Preston Morrison were named to the USA Baseball Collegiate National Team
- Ferrell was named a Freshman All-American

The Saarloos File

Hometown Long Beach, Calif.

Alma Mater Cal State Fullerton (2001)

Public Relations

Wife Kristen

Children Brady, Emery, Lane

Coaching Career

Assistant Coach

Cal State Fullerton (2011-12) 87-35 (.713)

TCU (2013-present) **346-171 (.669)**

Totals **433-206 (.678)**

Playing Career

Year	Team	Level
2001	Lexington	Houston Low A
2002	Round Rock	Houston AA
2002	New Orleans	Houston AAA
2002	Houston	MLB
2003	New Orleans	Houston AAA
2003	Houston	MLB
2004	New Orleans	Houston AAA
2004	Oakland	MLB
2004	Sacramento	Oakland AAA
2005	Oakland	MLB
2006	Oakland	MLB
2007	Louisville	Cincinnati AAA
2007	Cincinnati	MLB
2008	Sacramento	Oakland AAA
2008	Oakland	MLB
2009	Columbus	Cleveland AAA

Year By Year

Year	Overall	Conf.	Postseason
2011	46-18	21-3	NCAA Super Regional
2012	41-17	19-5	NCAA Regional
2013	29-28	12-12	—
2014	48-18	17-7	College World Series
2015	51-15	18-5	College World Series
2016	49-18	15-9	College World Series
2017	50-18	16-8	College World Series
2018	33-23	10-13	—
2019	34-28	11-13	NCAA Regionals
2020	11-4	—	—
2021	41-19	17-7	NCAA Regionals

2022 TCU BASEBALL

2022 BROADCAST NOTES

1 ELIJAH NUNEZ • OF • 5-10 • 185 • SO • ARLINGTON, TEXAS

- Ranked by D1Baseball.com as the No. 9 2023 prospect in the Big 12
- 2021 Big 12 All-Freshman Team
- 2021 Shriners Hospitals for Children Classic All-Tournament Team
- Ranked by Baseball America as the No. 350 draft prospect in 2020

3 CAEDMON PARKER • RHP • 6-4 • 185 • FR • MONTGOMERY, TEXAS

- Ranked by D1Baseball.com as the No. 18 impact freshman in the Big 12
- Tabbed No. 223 nationally on Baseball America's 2022 MLB Top Prospects list
- Was ranked 20th in the state of Texas by Baseball America and 9th by Perfect Game
- Participated in the 2021 MLB Draft Combine

4 KURTIS BYRNE • C • 6-0 • 205 • SO • ST. LOUIS, MO.

- Won Cape Cod's 2021 Daniel J. Silva Sportsmanship Award
- Drafted in the 35th round of the 2019 draft by St. Louis
- Ranked as the No. 6 prospect in the state of Missouri by Baseball America in 2019
- Selected as the 2018 Perfect Game National Player of the Year

5 SAM THOMPSON • OF • 6-0 • 200 • SO • OWASSO, OKLA.

- High school teammates with freshman Brody Green
- Named second-team All-American by Baseball America as a senior
- Ranked by Baseball America as the No. 17 prospect in Oklahoma
- Earned the 2019 Ferguson Jenkins Award

6 LUKE BOYERS • OF • 5-11 • 195 • SO • BOERNE, TEXAS

- Ranked as the No. 30 2022 prospect in the Big 12 by D1Baseball.com
- Named Big 12 Newcomer of the Week (March 1, 2021)
- Took part in MLB USA Prospect Development Pipeline league following his junior campaign
- Holds the school record for career triples (21), RBIs (83), walks (66) and stolen bases (72)

7 MICHAEL PETRIE • C • 6-0 • 190 • GR • MERCER ISLAND, WASH.

- Played five seasons at Washington
- Made 59 games as part of 87 games in his time with the Huskies
- Named to the 2020 Pac-12 Academic Honor Roll
- Was Baseball Northwest's No. 15 overall recruit in Washington out of high school

9 BRODY GREEN • INF • 6-4 • 180 • FR • OWASSO, OKLA.

- High school teammates with fellow Horned Frog Sam Thompson
- Selected as a first-team Collegiate Baseball High School All-American as a senior
- Participated in the PBR Futures game
- Played summer baseball for Sandlot Tulsa

10 HUNTER TEPLANSZKY • INF • 6-2 • 165 • FR • FLOWER MOUND, TEXAS

- Ranked by D1Baseball.com as the No. 17 impact freshman in the Big 12
- Tabbed the No. 23 Big 12 prospect for the 2023 draft by D1Baseball.com
- Part of USA Baseball's 16U and 17U development programs
- Ranked by Baseball America as the No. 66 prospect in Texas

11 GARRISON BERKLEY • OF • 6-2 • 185 • RS-FR • ALEDO, TEXAS

- Member of the 2021 Big 12 Academic All-Rookie Team
- Named the District MVP as a junior
- Tabbed the Parker County Offensive MVP following junior campaign
- Hit .403 with four home runs and 29 RBIs as a junior

12 DAVID BISHOP • INF • 6-3 • 185 • FR • MARIETTA, GA.

- Hit TCU's first home run of the 2022 campaign
- Ranked by D1Baseball.com as the No. 22 impact freshman in the Big 12
- Was the No. 31 top prospect by Baseball America in the state of Georgia in 2021
- Selected as a first-team NCSAA Varsity Baseball All-American
- Played in the 2020 Under Armour National South Showcase

13 MASON SPEAKER • C/INF • 6-4 • 230 • SO • FORT WORTH, TEXAS

- 2020 Academic All-Big 12 Rookie Team
- Tabbed a Perfect Game Honorable Mention All-American as a senior
- Two-time all-district and all-state performer
- Earned the TAPPS Division II All-District Defensive Player of the Year as a junior

15 RILEY CORNELIO • RHP • 6-3 • 195 • SO • MONUMENT, COLO.

- Ranked by D1Baseball.com as the No. 15 prospect in the Big 12
- Ranked as the No. 1 draft prospect in the state of Colorado by Baseball America in 2019
- Named the Perfect Game and Gatorade Colorado Player of the Year as a senior
- Won a gold medal with USA Baseball at the COPABE U-18 Pan Am games

16 LUKE SAVAGE • RHP • 6-1 • 185 • SO • PLANO, TEXAS

- Runs a non-profit charity called Blessed Feet
- 2021 Big 12 Academic All-Rookie Team
- Selected as the district MVP as a junior
- High school teammates with fellow Horned Frog River Riders

17 BRETT WALKER • RHP • 6-3 • 204 • GR • FRESNO, CALIF.

- Graduate transfer that played four seasons at Oregon
- Ranked by D1Baseball.com as the No. 41 impact transfer in the country
- Collegiate Baseball National Pitcher of the Week (April 5, 2021)
- Posted a 3.98 ERA in 47 appearances and fanned 98 in 153.2 innings pitched

18 BOBBY GOODLOE • UT • 5-11 • 160 • JR • GODLEY, TEXAS

- Had two pinch-hit home runs in 2021 (vs. UAPB and vs. Texas)
- Appeared in 39 games making 30 starts as a freshman in 2019
- Earned second-team Collegiate Baseball All-American honors as a senior at Godley HS
- Named the district 8-4A Offensive MVP as a junior

19 REED SPENRATH • INF • 6-5 • 220 • SO • EL CAMPO, TEXAS

- Played two seasons at Cisco College
- Was a third-team JUCO All-American as a sophomore
- Hit 23 home runs and drove in 122 runs in his two years at Cisco
- Spent the 2019 season at Texas A&M where he redshirted

20 CAM BROWN • RHP • 6-3 • 215 • SO • FLOWER MOUND, TEXAS

- Ranked by D1Baseball.com as the No. 4 2023 prospect in the Big 12 and 25th nationally
- 2021 Big 12 Academic All-Rookie Team
- Ranked as the No. 131 top prospect for the 2020 draft by Baseball America
- Went 11-1 with a 1.90 ERA and tallied 118 strikeouts in 84 innings pitched as a junior

21 GARRETT WRIGHT • RHP • 6-2 • 185 • SO • ALEDO, TEXAS

- Ranked by D1Baseball.com as the No. 6 2023 prospect in the Big 12
- 2021 Big 12 Academic All-Rookie Team
- Picked up a save in his first career outing, helping TCU beat No. 7 Mississippi State
- Two time Perfect Game High Honorable Mention Underclass All-American as a sophomore and junior

22 LOGAN MAXWELL • OF • 5-10 • 185 • FR • LIMA, OHIO

- Ranked by D1Baseball.com as the No. 7 impact freshman in the Big 12
- Selected as the 2021 Ohio Division II Player of the Year
- Named Perfect Games' Ohio Player of the Year as a senior
- Recipient of a Rawlings Gold Glove as a senior

25 TOMMY SACCO • INF • 5-10 • 185 • SR • GILBERT, ARIZ.

- Played in and started all but one game in his TCU career
- 2021 1st-team Academic All-Big 12
- Named first-team All-ACCAC and first-team All-NJCAA Region I as a sophomore
- Appeared on the Arizona Junior College all-star team

26 BRAXTON PEARSON • RHP • 6-1 • 195 • SO • GEORGETOWN, TEXAS

- Made collegiate debut on March 27, 2021 against Baylor
- Ranked by Baseball America as the No. 358 draft prospect in 2020
- High school team played in the 2019 state championship game
- Played for the Yankees Area Code and Scout team

27 PORTER BROWN • OF • 5-11 • 190 • RSO • SAN ANTONIO, TEXAS

- Ranked by D1Baseball.com as the No. 38 prospect in the Big 12
- 2021 Big 12 All-Tournament MOP
- 2021 1st-team CoSIDA Academic All-District and three time Academic All-Big 12
- Majoring in neuroscience; parents are both retired military

28 GRAY RODGERS • INF • 6-1 • 200 • SR • DALLAS, TEXAS

- 2021 Big 12 All-Tournament Team
- 2021 Honorable Mention All-Big 12
- Was one of four Horned Frogs to play in and start all 15 games in 2020
- Led the team with 22 hits and a .373 batting average in 2020

29 AUGIE MIHLBAUER • LHP • 6-0 • 195 • SR • MUKWONAGO, WISC.

- Graduated in May and is now pursuing his master's degree
- Missed the shortened 2020 campaign with an injury
- 2018 Louisville Slugger Freshman All-American
- 2018 Big 12 All-Freshman Team

30 DREW HILL • RHP • 5-11 • 180 • SR • MAYFIELD, UTAH

- 2021 1st-team Academic All-Big 12
- Ranked as Baseball America's No. 12 prospect in the state of Arizona in 2019
- Played one season at South Mountain Community College in Arizona
- Spent freshman campaign at Utah Valley

32 GRAY THOMAS • RHP • 6-4 • 205 • FR • OKLAHOMA CITY, OKLA.

- Was a third-team Collegiate Baseball All-American as a senior
- Tabbed a Perfect Game All-American as a senior
- Helped lead team to the 2021 Oklahoma Class 4A state title
- Played in the Perfect Game All-American Classic in the summer of 2020

2022 TCU BASEBALL

2022 BROADCAST NOTES

34 CONNOR OLIVER • LHP • 6-1 • 170 • JR • OAK FOREST, ILL.

- Ranked by D1Baseball.com as the No. 6 impact JUCO transfer in the country
- Tabbed the No. 27 2022 Draft prospect in the Big 12 and No. 91 nationally by D1Baseball.com
- Spent the 2021 season at Wabash Valley College
- Played his freshman season at Wichita State in 2020

35 OWEN BLACKLEDGE • INF • 6-3 • 175 • FR • NORTH CANTON, OHIO

- Earned first-team All-Ohio honors as a senior
- Played in the PBR Futures game
- Participated in the Stark County All-Star game
- Father, Todd, is a college football broadcaster on ESPN

36 MARCELO PEREZ • RHP • 5-10 • 180 • JR • LAREDO, TEXAS

- Ranked by D1Baseball.com as the No. 21 prospect in the Big 12 and 85th nationally
- Drafted in the 20th round of the 2021 MLB Draft by the Los Angeles Angels of Anaheim
- 2019 Honorable Mention All-Big 12 and Big 12 All-Freshman Team
- Member of Mexico's 2012 Little League World Series team

37 CALEB BOLDEN • RHP • 6-2 • 190 • GR • TEXARKANA, TEXAS

- Ranked by D1Baseball.com as the No. 40 impact transfer in the country
- Played last four seasons at Arkansas
- Made a combined 31 appearances, including 16 starts, with a 6-0 record and a 3.86 ERA
- SEC Co-Pitcher of the Week (Feb. 23, 2021)

38 TOMMY VAIL • LHP • 6-0 • 195 • GR • SEATTLE, WASH.

- Ranked by D1Baseball.com as the No. 39 impact transfer in the country
- Played last four seasons at Notre Dame, appearing in 59 games and posting a 9-4 record with a 3.24 ERA
- Selected to the 2020 NCBWA Stopper of the Year Watch List
- Named ACC Pitcher of the Week (April 22, 2019)

39 AUSTIN KROB • LHP • 6-3 • 205 • JR • LISBON, IOWA

- Preseason All-American (D1Baseball; NCBWA, Collegiate Baseball)
- Ranked by D1Baseball.com as the No. 9 prospect in the Big 12 and 72nd nationally
- 2021 2nd-team All-Big 12 and two time Big 12 Player of the Week
- Played one season at Kirkwood Community College

41 STORM HIERHOLZER • RHP • 6-3 • 210 • SO • AUSTIN, TEXAS

- Ranked by D1Baseball.com as the No. 29 2023 prospect in the Big 12
- Tabbed the No. 84 by Perfect Game and No. 320 by Baseball America for the 2020 draft
- Was a Preseason All-American as a senior in 2020
- Played club baseball with the Dallas Tigers and Lonestar Baseball

44 RIVER RIDINGS • LHP • 6-3 • 205 • SO • PLANO, TEXAS

- Ranked by D1Baseball.com as the No. 30 2023 prospect in the Big 12
- Freshman All-American (Perfect Game, D1Baseball.com and NCBWA)
- 2021 Big 12 All-Freshman Team
- High school teammates with fellow Horned Frog Luke Savage

45 TRIP BANTA • LHP • 5-11 • 195 • FR • FORT WORTH, TEXAS

- Ranked 340th prospect nationally by Perfect Game
- Was the 17U New Balance Baseball Championship Co-Most Outstanding Pitcher in summer of 2020
- Named the TAPPS Division III-District 2 Freshman of the Year
- Standout in the classroom and is a member of the National Honor Society.

49 COHEN FESER • RHP • 6-3 • 175 • FR • SAN ANTONIO, TEXAS

- Earned District 28-6A MVP honors as a senior
- Tabbed a Texas Sports Writer's Association third-team all-state preformer
- Selected as a PBR All-American as a junior
- Played for Team Texas at the PBR Futures game following junior campaign

51 JAKE KOLKHORST • RHP • 6-3 • 192 • FR • BRENNHAM, TEXAS

- Named District 19-5A Most Valuable Player as a senior
- Selected to the Texas High School Baseball Coaches Association All-State Team.
- Mom, Lois, is a Texas State Senator and TCU alum that played golf for four years
- Father, Jim (football), and sister, Lois Kate (cheerleader), are also TCU grads

55 BRAYDEN TAYLOR • INF • 6-1 • 165 • FR • WEST JORDAN, UTAH

- **Big 12 Player of the Week (Feb. 21)**
- Preseason All-American (D1Baseball.com & NCBWA) and preseason All-Conference
- Ranked by D1Baseball.com as the No. 3 2023 prospect in the Big 12 and 19th nationally
- 2021 Big 12 Freshman of the Year, 2nd-team All-Big 12 and Big 12 All-Freshman Team
- Named Big 12 Co-Newcomer of the Week (April 5, 2021)

TCU RECORD WHEN...

	All
All Opponents.....	8-3
at Home.....	2-0
on the Road.....	1-2
at Neutral Sites.....	5-1
Ranked Teams.....	0-0
Left-handed starter.....	4-1
Right-handed starter.....	4-2
Day Games.....	4-3
Night Games.....	4-0
TCU has 10+ hits.....	2-2
TCU has 15+ hits.....	1-0
Out-hit opponents.....	5-1
Out-hit by opponents.....	1-2
Equal number of hits.....	2-0
Opponent has < 10 hits.....	6-1
Opponent has > 10 hits.....	2-2
Horned Frogs hits HR.....	4-0
Horned Frog doesn't hit HR.....	4-3
TCU scores 0-5 runs.....	3-1
TCU scores 6-9 runs.....	2-1
TCU scores 10+ runs.....	3-1
Opponent scores 0-5 runs.....	7-1
Opponent scores 6-9 runs.....	1-1
Opponent scores 10+ runs.....	0-1
TCU starters pitch 5+ innings.....	7-1
TCU starters pitch < 5 innings.....	1-2
TCU staff posts 10+ Ks.....	6-2
TCU commits no errors.....	4-3
TCU commits 1-2 errors.....	4-0
TCU commits 3+ errors.....	0-0
One-run games.....	0-1
Two-run games.....	2-1
Five+ run games.....	3-0
Extra innings.....	0-0
Scored first.....	7-2
Opponent scored first.....	1-1
Score in first inning.....	7-2
Opponent scored in first inning.....	1-2
Leading after six.....	7-1
Trailing after six.....	1-1
Tied after six.....	0-1
Leading after seven.....	7-1
Trailing after seven.....	1-0
Tied after seven.....	0-1
Leading after eight.....	5-0
Trailing after eight.....	1-2
Tied after eight.....	1-0
On Monday.....	0-0
On Tuesday.....	2-0
On Wednesday.....	0-0
On Thursday.....	0-0
On Friday.....	2-1
On Saturday.....	2-2
On Sunday.....	2-0
In February.....	6-1
In March.....	2-2
In April.....	0-0
In May.....	0-0
In June.....	0-0

2022 TCU BASEBALL

2022 QUICK FACTS

GENERAL INFORMATION

Location Fort Worth, Texas
 Enrollment 11,938
 Founded 1873
 Nickname Horned Frogs
 Colors Purple & White
 Conference Big 12
 Chancellor Dr. Victor J. Boschini, Jr.
 Dir. of Intercollegiate Athletics Jeremiah Donati
 Faculty Representative Dr. Rhonda Hatcher
 Athletics Phone (817) 257-5658
 Ticket Office Phone (817) 257-FROG (3764)

STADIUM INFORMATION

Name Charlie and Marie Lupton Stadium at Williams-Reilly Field
 Capacity 4,500
 First Season 2003
 All-Time Record 430-145
 Playing Surface Natural Grass
 Dimensions 330 Lines; 375 LC, 370 RC, 395 CF

COACHING STAFF

Head Coach Kirk Saarloos
 Alma Mater Cal State Fullerton, 2001
 Career Record/Years 8-3 (1st Year)
 E-mail k.saarloos@tcu.edu
 Associate Head Coach Bill Mosiello
 E-mail b.mosiello@tcu.edu
 Assistant Coach John DiLaura
 E-mail j.dilaura@tcu.edu
 Volunteer Asst. Coach Kyle Winkler
 E-mail kyle.winkler@tcu.edu
 Student Asst. Coach Matt Purke
 E-mail matthew.purke47@tcu.edu
 Asst. AD of Baseball Ops Meredith Montgomery
 E-mail m.m.montgomery@tcu.edu
 Director of Baseball Ops Cooper Sholder
 E-mail cooper.sholder@tcu.edu
 Athletic Trainer Danny Wheat
 E-mail j.wheat@tcu.edu
 Equipment Brad Andrews
 E-mail b.j.andrews@tcu.edu


TEAM INFORMATION

2021 Overall Record 41-19
 2021 Big 12 Record/Finish 17-7 (T-1st)
 2021 Big 12 Tournament 4-1 (Champions)
 2021 Postseason NCAA Fort Worth Regional
 Final Ranking 15
 Letterwinners Returning/Lost 22/17
 Position Starters Returning/Lost 6/4
 Pitchers Returning/Lost 11/9
 Newcomers 16
 4-Year Transfers 4

MEDIA RELATIONS

Baseball Contact Brandie Davidson
 Direct Line (817) 257-7479
 Cell Phone (817) 343-2050
 E-mail b.i.davidson@tcu.edu
 Mailing Address TCU Box 297600
 Fort Worth, Texas 76129
 Website www.gofrogs.com

LUPTON STADIUM



ATTENDANCE MARKS

TOP 10 CROWDS

1.	6/7/15	Texas A&M	1-2 (10)	L	7,383
2.	6/8/15	Texas A&M	5-4 (16)	W	7,294
3.	6/6/15	Texas A&M	13-4	W	7,199
4.	4/30/16	Texas Tech	13-6	W	6,451
5.	4/28/18	Texas Tech	0-6	L	6,302
6.	2/18/11	Kansas	8-2	W	6,099
7.	2/17/12	Ole Miss	4-7	L	5,912
8.	5/1/16	Texas Tech	1-3	L	5,829
9.	2/17/17	Penn State	6-3	W	5,812
10.	6/8/14	Pepperdine	2-3	L	5,620

TOP 5 SERIES CROWDS

1.	6/6-8/15	Texas A&M	21,876
2.	4/27-29/18	Texas Tech	17,269
3.	4/29-5/1/16	Texas Tech	16,814
4.	4/26-4/29/19	Baylor	15,948
5.	5/5-7/17	Texas	15,859

YEAR BY -YEAR ATTENDANCE

Year	Dates	Att.	Avg.	Record
2003	28	38,581	1,377	21-9
2004	28	34,657	1,237	20-9
2005	30	46,848	1,561	24-6
2006	27	40,158	1,487	18-9
2007	29	51,373	1,712	27-3
2008	34	64,049	1,883	28-8
2009	32	69,290	2,165	23-9
2010	29	90,687	3,127	26-4
2011	36	149,334	4,148	24-12
2012	32	131,610	4,112	23-9
2013	30	107,117	3,570	16-14
2014	34	121,957	3,586	27-8
2015	36	147,335	4,092	33-4
2016	31	132,796	4,283	24-7
2017	32	153,139	4,785	28-4
2018	31	137,086	4,422	22-9
2019	27	118,221	4,378	16-11
2020	9	34,496	3,832	8-1
2021	28	72,750	2,598	20-8
2022	2	7,165	3,582	2-0
Totals	566	1,746,233	3,085	430-145

2022 TCU BASEBALL

FROGS IN THE POLLS

Week	PG	BA	CB	USA	D1	NCBWA
Preseason	8	—	13	18	17	20
Feb. 21	8	—	14	—	17	19
Feb. 29	8	—	18	14	16	17
March 7		—	28	20	21	
March 14						
March 21						
March 28						
April 4						
April 11						
April 18						
April 25						
May 2						
May 9						
May 16						
May 23						
May 30						

TRACKING THE OPPONENTS

School	Last Week	Overall
Abilene Christian	4-1	7-4
Army	1-2	2-7
Baylor	3-1	6-5
Cal	2-2	6-5
Dallas Baptist	2-2	6-5
Florida State	2-2	7-4
Houston	3-1	7-4
Incarnate Word	2-2	4-4
Louisville	4-0	8-3
Kansas	1-3	4-6
Kansas State	2-2	3-7
Kentucky	3-1	10-1
Nebraska	2-1	3-7
Oklahoma	0-3	5-5
Oklahoma State	2-2	6-4
San Diego State	1-4	4-8
Santa Clara	3-0	7-4
Stephen F. Austin	2-2	4-6
TAMU-Corpus Christi	4-1	8-5
Tarleton State	1-4	3-8
Texas	3-1	11-1
Texas Tech	5-0	10-2
UT Arlington	2-2	4-6
UTSA	3-1	9-2
West Virginia	2-2	7-4

FROG HOPS

- Head coach Kirk Saarloos picked up a win in his first career game.
- TCU has stolen multiple bases in five of 11 games this season.
- TCU has successfully stolen its last six bases.
- Brayden Taylor is 3-for-3 with 4 RBIs in the ninth inning this season.
- TCU is hitting .429 in the ninth inning, a key factor in two wins this season when tied or trailing after the eighth.
- The Frogs have worked six bases-loaded walks this year.

LEADING OFF

Elijah Nunez epitomizes what it means to be a lead-off hitter. Over the weekend, the sophomore hit .692 and was on base in 10 of 14 plate appearances for a .714 on-base percentage.

Over the last six games, Nunez has been on fire, hitting .583 (14-for-29) with three walks. His average has risen 195 from .267 up to .462.

As the lineup's lead-off hitter, Nunez has reached safely in five games, tallying two hits and three walks for a .500 on-base percentage. He has racked up five first inning runs.

His prowess extends to the base paths as he leads the league and ranks 13th nationally with nine stolen bases.

FAST START

TCU has scored a first inning run in nine of 11 games this season, outscoring their opponents 22-8.

The Horned Frogs are hitting .341 (15-for-44) in the first inning and have drawn 20 walks amounting to a .536 on-base percentage. TCU has seen the lead-off batter reach in seven of the 11 games and scored six times.

MAKING A SPLASH

David Bishop has had a banner start to his collegiate career. The freshman ranks fourth on the team with a .375 batting average and is tied for the league lead with 17 RBIs. His RBI total is tied for third nationally among freshmen.

He has reached safely in all 11 games and tallied a hit in nine contests. In seven games, Bishop has driven in at least one run.

TWO OUT TALLIES

TCU scored 31 of its 81 runs with two outs this season. The Horned Frogs have proven to be a tough out in any situation, but even more so with two outs. The Frogs are hitting .286 (34-for-119) with two outs this season.

David Bishop leads the team with nine two out RBIs followed by Reed Spennath's and Tommy Sacco's four. Four other Horned Frogs have at least two two-out RBIs.

SCORING IN BUNCHES

Since Bill Mosiello's arrival on campus prior to the start of the 2014 season, TCU has scored runs in bunches. The past eight seasons have seen TCU score multiple runs in 754 innings.

In 218 innings, TCU has produced four or more runs.

TCU has scored 10 or more runs 103 times over the last eight seasons and tallied 157 wins of 5+ runs. Conversely, the Frogs have lost just 41 games by five or more runs since 2014.

DEFENSIVE PROWESS

TCU has committed just six errors on the season and ranks 24th nationally with its .984 fielding percentage. The five errors are tied for the fewest in the Big 12. After committing two errors in the first game, TCU put together a streak of five straight without committing a miscue. TCU has allowed just four unearned runs this year.

SPEED FACTOR

The Frogs are one of just eight teams to have stolen at least 700 bases over the last eight years. The 740 stolen bases rank eighth in the nation and second among Power 5 teams.

It's not just raw numbers that are impressive, the Horned Frogs have produced a high success rate, converting on 78% of their attempts over the last eight years (740-of-944). No base is safe with the Frogs around. Over the last eight seasons, TCU is 122-of-152 (80%) in stealing third.

STINGY STAFF

TCU has limited opponents to two or fewer runs 218 times in the 527 games played since Saarloos' arrival on campus. The staff has surrendered 5+ runs just 187 times in those contests.

THE K-ZONE

Since the start of the 2013 season, TCU has registered 10 or more strikeouts in a game 215 times, including a school-record 30 times in 2017.

So far this season, TCU has fanned 10 or more in eight games. TCU ranks 24th nationally with 11.3 K/9.

IT'S BEEN A WHILE

TCU's win after trailing heading to the ninth was its first since scoring five in the ninth to rally from a 4-2 deficit against Kansas on May 11, 2019. It broke a 21 game losing streak when trailing after eight.

TCU was 0-13 in games it trailed after eight in 2021. It was 0-2 in a shortened 2020 campaign. It lost its last six in 2019.

EXTRA, EXTRA

TCU has played 36 extra inning games since Kirk Saarloos arrived in 2013 and holds a 19-17 mark in those games.

TCU has dropped five straight extra-inning games dating back to the 2019 campaign (0-3, 2021; 0-1, 2020 and 1-1, 2019). TCU's last extra inning win was a 3-1 14-inning victory at Texas Tech (May 16, 2019).

The Frogs longest extra inning game was 22 innings in the 2014 NCAA Regional against Sam Houston State.

2022 TCU BASEBALL

BIG 12 STANDINGS

(March 7)

Team	Big 12 Games			Overall		
	W-L	Pct.	GB	W-L-T	Pct.	Streak
Texas	0-0	.000	—	11-1	.917	L1
Texas Tech	0-0	.000	—	10-2	.833	W9
TCU	0-0	.000	—	8-3	.727	W1
West Virginia	0-0	.000	—	7-4	.636	L2
Oklahoma State	0-0	.000	—	6-4	.600	L2
Baylor	0-0	.000	—	6-5	.545	W1
Oklahoma	0-0	.000	—	5-5	.500	L3
Kansas	0-0	.000	—	4-6	.400	W1
Kansas State	0-0	.000	—	3-7	.300	L1

THIS WEEK'S GAMES

MONDAY, MARCH 7

Gonzaga @ Oklahoma State

TUESDAY, MARCH 8

TCU @ Louisville

Missouri State @ Oklahoma State

Kansas @ Charleston Southern

Texas Tech vs. Mississippi State

Nebraska @ Kansas State

Texas @ Texas State

Dallas Baptist @ Oklahoma

WEDNESDAY, MARCH 9

Rider @ West Virginia

Kansas @ Charleston Southern

Texas Tech @ Mississippi State

Texas State @ Texas

Baylor @ Abilene Christian

THURSDAY-SATURDAY, MARCH 10-11

Oklahoma State @ BYU

FRIDAY-SUNDAY, MARCH 11-13

Ohio State vs West Virginia

Central Connecticut State @ Kansas State

Army @ TCU

UTSA @ Oklahoma

Columbia @ Baylor

Texas Tech @ Rice

Texas @ South Carolina

FRIDAY-SUNDAY, MARCH 11-13

Kansas vs. Western Carolina

Kansas vs. Cincinnati

Kansas vs. Michigan State

2022 Statistical Comparisons

TCU	Hitting	UL
.294	Batting Avg	.327
106	Hits	128
81	Runs Scored	118
7.4	Runs Per Game	10.7
20	Doubles	26
2	Triples	9
5	Home Runs	18
.402	Slugging Pct	.577
96	Strikeouts	78
62	Walks	59
.404	On-base Pct	.436
18-20	Stolen Bases	20-22
10	Hit-By-Pitch	23

TCU	Pitching	UL
4.34	ERA	4.45
117	Strikeouts	118
38	Walks	38
.259	Opp. BA	.250
10	Hit-By-Pitch	11

TCU	Fielding	UL
.984	Fielding Pct	.960
6	Errors	16
90	Assists	91

Leaders

Elijah Nunez (.462)	BA	Ben Bianco (.500)
David Bishop (17)	RBI	Ben Metzinger (20)
Five with (1)	HR	Ben Metzinger (5)
Elijah Nunez (9)	SB	Christian Knapczyk (5)
Hierholzer/Wright (0.00)	ERA	Six with (0.00)
Brett Walker (19)	Ks	Phillips/Kuehner (14)
River Ridings (4)	Saves	Michael Prosecky (2)

2022 BIG 12 PRESEASON POLL

	SCHOOL (1st Place Votes)	POINTS
1.	Texas Longhorns (8)	64
2.	Oklahoma State Cowboys (1)	52
3.	Texas Tech Red Raiders	49
4.	TCU Horned Frogs	48
5.	Baylor Bears	33
6.	Oklahoma Sooners	25
7.	Kansas State Wildcats	23
8.	West Virginia Mountaineers	20
9.	Kansas Jayhawks	10

2022 TCU BASEBALL

CAREER MULTI-HIT GAMES						
PLAYER	2018	2019	2020	2021	2022	Career
Garrison Berkley						
David Bishop					5	5
Owen Blackledge						
Luke Boyers				11	4	15
Porter Brown		5	1	14		20
Kurtis Byrne				1	2	3
Bobby Goodloe		6				6
Brody Green						
Logan Maxwell						
Elijah Nunez				10	5	15
Michael Petrie		3	1	4		8
Gray Rodgers			7	15	2	24
Tommy Sacco			5	8	5	18
Mason Speaker						
Reed Spenrath					1	1
Brayden Taylor				23	5	28
Hunter Teplanszky						
Sam Thompson			1			1

CAREER MULTI-RBI GAMES						
PLAYER	2018	2019	2020	2021	2022	Career
Garrison Berkley						
David Bishop					5	5
Owen Blackledge						
Luke Boyers				6	2	8
Porter Brown		1	1	9		11
Kurtis Byrne				2	1	3
Bobby Goodloe		3		1		4
Brody Green						
Logan Maxwell						
Elijah Nunez				5	1	6
Michael Petrie		4	1	1		6
Gray Rodgers			3	11	2	16
Tommy Sacco			3	7	3	13
Mason Speaker				1		1
Reed Spenrath					1	1
Brayden Taylor				14	3	17
Hunter Teplanszky						
Sam Thompson						

STREAKS				
PLAYER	HITTING	CAREER	ON-BASE	CAREER
Garrison Berkley		1		2
David Bishop	3	4	11	11
Owen Blackledge				
Luke Boyers	1	10	1	19
Porter Brown	1	9	1	12
Kurtis Byrne	2	3	6	6
Bobby Goodloe	1	6	1	7
Brody Green				
Logan Maxwell	1	1	1	5
Elijah Nunez	6	6	6	16
Michael Petrie		6	1	8
Gray Rodgers	1	7	1	20
Tommy Sacco	1	12	1	27
Mason Speaker		2		2
Reed Spenrath		2		2
Brayden Taylor	1	14	1	23
Hunter Teplanszky				
Sam Thompson		3		8

GAMES STARTED		
PLAYER	CAREER	CONSECUTIVE
Garrison Berkley	4	2
David Bishop	11	11
Luke Boyers	53	18
Porter Brown	63	
Kurtis Byrne	19	4
Bobby Goodloe	36	
Logan Maxwell	5	
Elijah Nunez	60	11
Michael Petrie	60	
Gray Rodgers	74	22
Tommy Sacco	85	59
Mason Speaker	2	2
Reed Spenrath	7	
Brayden Taylor	69	69
Sam Thompson	7	

HITTING BREAKDOWN															
PLAYER	MULTI-HIT GAMES					MULTI	HR	HOME RUN BREAKDOWN							
	TOTAL	2	3	4	5+			RBI	TOTAL	HOME	AWAY	SOLO	2	3	GS
Garrison Berkley															
David Bishop	5	4	1			5	1	1				1			2/22/22 vs. SFA
Owen Blackledge															
Luke Boyers	4	4				2	1		1			1			2/26/22 vs. Nebraska
Porter Brown															5/22/21 @ K-State
Kurtis Byrne	2	2				1									3/16/21 vs. UAPB
Bobby Goodloe															5/9/21 vs. Texas
Brody Green															
Elijah Nunez	5	3	1	1		1									4/11/21 @ Texas Tech
Michael Petrie															
Gray Rodgers	2	2				2									4/16 /21 vs. Okla. St.
Tommy Sacco	5	2	3			3	1		1	1					2/25/22 vs. Nebraska
Mason Speaker															
Reed Spenrath	1	1				1									
Brayden Taylor	5	2	3			3	1	1							3/1/22 vs. UTA
Hunter Teplanszky															
Sam Thompson							1	1		1					2/22/22 vs. SFA

HOME RUN BREAKDOWN							
No.	Player	Date	Opponent	Pitcher	On	Inn.	Out
1.	David Bishop	2/22	Stephen F. Austin	Brooks Caple	.1..	6	2
2.	Sam Thompson	2/22	Stephen F. Austin	Colton Castilaw	0...	8	1
3.	Tommy Sacco	2/25	vs. Nebraska	Kyle Perry	0...	3	1
4.	Luke Boyers	2/26	vs. Nebraska	Shay Schanaman	.1..	1	0
5.	Brayden Taylor	3/1	UT Arlington	Brayden Brooks	.1..	1	1

Count
0-0
1-2
0-2
2-1
1-0

2022 TCU BASEBALL

STARTING PITCHERS

Pitcher	Date	Opp.	Dec.	IP	H	R	ER	BB	SO	NP	Score When Left	Final Score
Austin Krob	2/18	San Diego St.	ND	4.0	4	0	0	1	7	82	1-0	5-3
Riley Cornelio	2/19	California	ND	5.1	3	2	2	2	5	78	4-1	6-7
Brett Walker	2/20	Houston	W	6.2	7	0	0	2	5	81	5-0	10-0
Cam Brown	2/22	Stephen F. Austin	W	5.0	2	0	0	2	7	73	7-0	11-1
Austin Krob	2/25	Nebraska	W	6.0	2	0	0	3	6	80	4-0	4-1
Riley Cornelio	2/26	Nebraska	W	6.0	3	2	2	0	7	88	6-2	8-3
Brett Walker	2/27	Nebraska	W	7.0	6	2	2	0	6	88	5-2	5-3
Cam Brown	3/1	UT Arlington	W	6.0	5	2	2	0	9	87	7-2	8-5
Austin Krob	3/4	Kentucky	ND	2.0	7	7	7	2	4	63	3-7	11-13
Riley Cornelio	3/5	Kentucky	L	4.1	6	5	5	1	4	79	1-5	1-5
Brett Walkerr	3/5	Kentucky	ND	6.1	6	2	2	4	8	108	7-0	12-8

STARTING PITCHER RECORDS

Pitcher	2022	Career
Caleb Bolden	0-0	16-0
Cam Brown	2-0	5-0
Riley Cornelio	1-2	5-3
Austin Krob	2-1	13-6
River Ridings	0-0	1-0
Luke Savage	0-0	3-0
Tommy Vail	0-0	2-1
Brett Walker	3-0	20-10

STARTING PITCHER STATS

Pitcher	Starts	IP	W-L	ERA	B/Avg.
Cam Brown	2	11.0	2-0	1.64	.184
Riley Cornelio	3	15.2	1-1	5.17	.211
Austin Krob	3	12.0	1-0	5.25	.283
Brett Walker	3	20.0	2-0	1.80	.250

RUN SUPPORT

	Starts	Total Runs	Average
Cam Brown	2	19	9.5
Most: 11 vs. Stephen F. Austin (2/22)			
Least: 8 vs. UT Arlington (3/1)			
Riley Cornelio	3	15	5.0
Most: 8 vs. Nebraska (2/26)			
Least: 1 at Kentucky (3/5)			
Austin Krob	3	20	6.7
Most: 11 at Kentucky (3/4)			
Least: 4 vs. Nebraska (2/25)			
Brett Walker	3	27	9.0
Most: 12 at Kentucky (3/5)			
Least: 8 vs. Nebraska (2/27)			

2022 TCU BASEBALL

BULLPEN STATISTICS

Pitcher	W-L-S	App.	ERA	IP	H	R	ER	BB	K	B/Avg.	1st Batter H-AB	Avg.
Caleb Bolden	0-0-1	4	3.60	5.0	5	3	2	1	10	.250	1-4	.250
Cohen Feser	0-0-0	3	6.75	2.2	6	2	2	0	4	.429	2-3	.667
Storm Hierholzer	0-0-0	2	0.00	2.0	0	0	0	1	3	.000	0-1	.000
Augie Mhlbauer	0-0-0	4	10.80	1.2	2	2	2	2	3	.286	0-2	.000
Connor Oliver	0-0-0	3	9.82	3.2	4	4	4	3	7	.267	0-3	.000
Caedmon Parker	0-0-0	1	13.50	0.2	2	1	1	1	0	.500	0-1	.000
Marcelo Perez	1-1-0	5	3.18	5.2	5	3	2	3	5	.238	1-4	.250
River Ridings	1-0-4	5	1.69	5.1	7	1	1	0	8	.304	1-5	.200
Luke Savage	0-0-0	3	8.10	3.1	4	3	3	1	4	.286	2-3	.667
Gray Thomas	0-1-0	3	10.80	1.2	2	3	2	3	2	.286	1-2	.500
Tommy Vail	0-0-0	3	21.60	1.2	5	4	4	2	2	.500	1-3	.333
Garrett Wright	0-0-0	2	0.00	1.1	1	0	0	4	1	.200	0-1	.000
Totals	2-2-0		5.97	34.2	43	27	23	21	49	.295	9-32	.281

SAVE OPPORTUNITIES

Pitcher	2022	Career
Caleb Bolden	1/1	1/1
Austin Krob	0/0	1/1
Augie Mhlbauer	0/0	1/1
Marcelo Perez	0/0	5/9
River Ridings	4/5	5/6
Garrett Wright	0/0	1/1

BULLPEN GAME-BY-GAME

Opponent	Date	W-L-S	Pitchers	Inn.	IP	H	R-ER	BB-SO
San Diego State	2/18	1-0-1	Mhlbauer, Savage, Perez, Ridings	5th	5.0	2	3-2	1-6
Cal	2/19	0-1-0	Bolden, Vail, Feser, Mhlbauer, Thomas	6th	3.0	8	5-5	3-5
Houston	2/20	0-0-0	Perez, Wright	7th	1.1	1	0-0	1-1
Stephen F. Austin	2/22	0-0-0	Oliver, Hierholzer, Thomas, Feser	6th	4.0	4	1-1	4-6
Nebraska	2/25	0-0-1	Savage, Mhlbauer, Perez, Ridings	7th	3.0	4	1-1	2-7
Nebraska	2/26	0-0-1	Vail, Bolden	7th	3.0	2	1-1	0-5
Nebraska	2/27	0-0-1	Perez, Ridings	8th	2.0	4	1-0	0-2
UT Arlington	3/1	0-0-1	Parker, Oliver, Hierholzer, Thomas, Bolden Ridings	7th	3.0	3	3-2	4-5
Kentucky	3/4	0-1-0	Oliver, Savage, Perez, Vail	3rd	6.0	8	6-6	2-7
Kentucky	3/5	0-0-0	Wright, Feser	5th	1.2	1	0-0	3-1
Kentucky	3/6	1-0-0	Mhlbauer, Bolden Ridings	7th	2.2	6	6-5	1-4

INHERITED RUNNERS

Pitcher	2022	Career
Caleb Bolden	1/3	4/13
Cohen Feser	2/6	2/6
Drew Hill	0/0	28/42
Austin Krob	0/0	0/2
Augie Mhlbauer	4/7	36/81
Connor Oliver	0/3	0/3
Braxton Pearson	0/0	0/1
Marcelo Perez	0/3	9/31
River Ridings	1/7	8/29
Luke Savage	4/4	7/11
Gray Thomas	0/3	0/3
Tommy Vail	1/4	17/70
Brett Walker	0/0	8/16
Garrett Wright	0/0	6/23

2022 TCU BASEBALL

TCU BATTING/PITCHING SUMMARY

[illegible]

SERIES BY SERIES PITCHING:

SERIES	W-L	ERA	IP	H	R	ER	BB	SO	AB	B/AVG	2B	3B	HR	WP	HBP	BK	SF	SH
MLB4	2-1	3.20	25.1	25	10	9	10	29	98	.255	2	1	1	3	1	0	1	1
NEB	3-0	2.00	27.0	21	7	6	5	33	98	.214	3	0	3	0	2	0	1	2
UK	1-2	9.78	23.0	34	26	25	13	28	100	.340	8	0	5	5	6	0	0	2

ARMY
BU
KSU
WVU
UT
TTU
OSU
FSU
OU
KU
SC

MONTH BY MONTH BATTING:

MONTH	W-L	AVG.	AB	R	H	2B	3B	HR	RBI	SLG%	BB	HBP	SO	OB%	SF	SH	SB-A	FLD%
February	6-1	.284	222	49	63	12	1	4	47	.401	47	7	62	.416	5	0	13-15	.988
March	2-2	.309	139	32	43	8	1	1	25	.403	15	3	34	.381	3	0	5-5	.977

April
May

MONTH BY MONTH PITCHING:

MONTH	W-L	ERA.	IP	H	R	ER	BB	SO	AB	B/AVG	2B	3B	HR	WP	HBP	BK	SF	SH
February	6-1	2.35	61.1	52	18	16	21	75	227	.229	6	1	4	4	3	0	2	3
March	2-2	8.16	32.0	42	31	29	17	42	136	.309	8	0	6	6	7	0	0	2

April
May

HOME-AWAY-NEUTRAL BATTING:

VENUE	W-L	AVG.	AB	R	H	2B	3B	HR	RBI	SLG%	BB	HBP	SO	OB%	SF	SH	SB-A	FLD%
Home	2-0	.250	60	19	15	1	0	3	17	.417	13	2	18	.380	4	0	6-6	.973
Away	1-2	.324	108	24	35	7	1	0	19	.407	10	2	28	.385	2	0	3-3	.989
Neutral	5-1	.290	193	38	56	12	1	2	36	.394	39	6	50	.421	2	0	9-11	.986

HOME-AWAY-NEUTRAL PITCHING:

VENUE	W-L	ERA.	IP	H	R	ER	BB	SO	AB	B/AVG	2B	3B	HR	WP	HBP	BK	SF	SH
Home	2-0	2.50	18.0	14	6	5	10	27	67	.209	1	0	1	2	1	0	0	0
Away	1-2	9.78	23.0	34	26	25	13	28	100	.340	8	0	5	5	6	0	0	2
Neutral	5-1	2.58	52.1	46	17	15	15	62	196	.235	5	1	4	3	3	0	3	3

COMEBACKS

DEFICIT OVERCOME

2/18 Trailed 3-2 entering the ninth; won 5-3
3/1 Trailed 2-0 after the top of the first; won 8-5

2022 PINCH HITTING BREAKDOWN

Player	AVG.	AB-H-RBI	2B-3B-HR	BB-HP-SO
Porter Brown	.000	1-0-0	0-0-0	0-0-0
Logan Maxwell	.000	1-0-0	0-0-0	0-0-0
Mason Speaker	.000	1-0-0	0-0-0	0-0-1
Hunter Teplanszky	.000	1-0-0	0-0-0	0-0-0

2022 TCU BASEBALL

2022 SEASON RESULTS/NOTES

Overall: 8-3 • Home: 2-0 • Away: 1-2 • Neutral: 5-1 • Big 12: 0-0

Date	Opponent	Score	TCU	Opp	Inns	Attend.	Time	TCU Decision	Notes
			R-H-E	R-H-E					
2/18	vs. San Diego State	W, 5-3	5-8-2	3-6-0	9	—	3:42	Perez (W, 1-0)	TCU scores three in the ninth to rally for the win
2/19	vs. Cal	L, 6-7	6-12-0	7-11-0	9	—	3:29	Thomas (L, 0-1)	TCU rallies with two in the ninth; falls in bottom of ninth
2/20	vs. Houston	W, 10-0	10-12-0	0-8-0	8	—	2:58	Walker (W, 1-0)	Walker tosses 6 2/3 scoreless; Spennath drives in four
2/22	Stephen F. Austin	W, 11-1	11-7-0	1-6-1	9	3,731	3:06	C. Brown (W, 1-0)	TCU draws six first-inning walks, scores five times
2/25	vs. Nebraska	W, 4-1	4-6-0	1-6-1	9	4,912	2:54	Krob (W, 1-0)	Bishop doubles home three; Krob throws six shutout innings
2/26	vs. Nebraska	W, 8-3	8-9-0	3-5-0	9	5,476	3:08	Cornelio (W, 1-0)	Boyers homers, Nunez drives in four
2/27	vs. Nebraska	W, 5-3	5-9-1	3-10-0	9	4,895	2:31	Walker (W, 2-0)	Walker fans six, Rodgers drives in two; Nebraska strands 8
3/1	UT Arlington	W, 8-5	8-8-2	5-8-3	9	3,434	3:30	C. Brown (W, 2-0)	Browns fans career-high nine; Taylor homers and has 4 RBI
3/4	at Kentucky	L, 11-3	11-11-0	13-15-1	9	1,776	4:00	Perez (L, 1-1)	Game has three lead changes; Kentucky scores twice in 8th
3/5	at Kentucky	L, 1-5	1-5-0	5-7-0	7	—	2:28	Cornelio (L, 1-1)	Nunez tallies three hits; TCU strands five base runners
3/5	at Kentucky	W, 12-8	12-18-1	8-12-1	9	2,270	3:46	Ridings (W, 1-0)	TCU scores five in the ninth after Kentucky rallies to tie at 7

2022 TCU BASEBALL

2022 LINE SCORES

Feb 18, 2022 at Scottsdale, Ariz.

TCU	100	001	003	-	5	8	2	(1-0)
San Diego St.	000	003	000	-	3	6	0	(0-1)

WP-Perez, Marcelo (1-0); LP-Brodell, Robert (0-1)
SV TCU-Ridings, River (1)
T-3:42 A- N/A

Feb 19, 2022 at Scottsdale, Ariz.

TCU	220	000	002	-	6	12	0	(1-1)
Cal	000	101	041	-	7	11	0	(2-0)

WP-Reinertse, Henrik (2-0); LP-Thomas, Gray (0-1)
HR Cal-Beavers, Dylan (1)
T-3:29 A- N/A

Feb 20, 2022 at Scottsdale, Ariz.

Houston	000	000	00	-	0	8	0	(0-3)
TCU	221	000	14	-	10	12	0	(2-1)

WP-Walker, Brett (1-0); LP-Wright, Kerry (0-1)
T-2:58 A- N/A

Feb 22, 2022 at Fort Worth, Texas

SFA	000	000	001	-	1	6	1	(1-3)
TCU	510	012	02x	-	11	7	0	(3-1)

WP-Brown, Cam (1-0); LP-Dewberry, Dayton (0-1)
HR TCU-Bishop, David (1); Thompson, Sam (1)
T-3:06 A-3,731

Feb 25, 2022 at Arlington, Texas

Nebraska	000	000	100	-	1	6	1	(1-4)
TCU	001	030	00x	-	4	6	0	(4-1)

WP-Krob, Austin (1-0); LP-Perry, Kyle (0-1)
SV TCU-Ridings, River (2)
HR TCU-Sacco, Tommy (1)
T-2:54 A-4,912

Feb 26, 2022 at Arlington, Texas

Nebraska	000	200	100	-	3	5	0	(1-5)
TCU	203	001	20x	-	8	9	0	(5-1)

WP-Cornelio, Riley (1-0); LP-Schanaman, Shay (0-2)
SV TCU-Bolden, Caleb (1)
HR TCU-Boyers, Luke (1)
HR NEB-Chick, Cam (1); Gomes, Colby (1)
T-3:08 A-5,476

Feb 27, 2022 at Arlington, Texas

Nebraska	001	000	110	-	3	10	0	(1-6)
TCU	101	030	00x	-	5	9	1	(6-1)

WP-Walker, Brett (2-0); LP-McCarville, Dawson (0-1)
SV TCU-River Ridings (3)
HR NEB-Matthews, Brice (1)
T-2:31 A-4,895

March 1, 2022 at Arlington, Texas

UT Arlington	200	000	102	-	5	8	3	(2-5)
TCU	330	010	01x	-	6	9	2	(7-1)

WP-Brown, Cam (2-0); LP-Brooks, Brayden (0-1)
SV TCU-River Ridings (4)
HR TCU-Taylor, Brayden (1)
HR UTA-Saunders, Steven (2)
T-3:30 A-3,434

March 4, 2022 at Lexington, Ky.

TCU	300	053	000	-	11	11	0	(7-2)
Kentucky	520	040	02x	-	13	15	1	(9-1)

WP-Harney, Sean (1-0); LP-Perez, Marcelo (1-1)
HR UK-Plastiak, Jacob (4)
T-4:00 A-1,776

March 4, 2022 at Lexington, Ky.

TCU	000	010	0	-	1	6	0	(7-3)
Kentucky	100	130	x	-	5	7	0	(10-1)

WP-Bosma, Tyler (2-0); LP-Cornelio, Riley (1-1)
HR UK-Estep, Chase (3)
T-2:28 A- —

March 5, 2022 at Lexington, Ky.

TCU	301	111	005	-	12	18	1	(8-3)
Kentucky	000	000	611	-	8	12	1	(10-2)

WP-Ridings, River (1-0); LP-Harper, Daniel (0-1)
HR UK-Plastiak, Jacob (5); Fogel, Adam (2);
Jump, Hunter (2)
T-3:46 A- 2,270

2022 TCU BASEBALL



#1 ELIJAH NUNEZ
OF • 5-10 • 185 • L/L • SO
ARLINGTON, TEXAS
ARLINGTON MARTIN HS

NUNEZ'S CAREER STATS

Yr.	Avg	GP-GS	AB	R	H	2B	3B	HR	RBI	SLG	BB	SO	SB-A
'21	.225	54-49	187	37	42	5	4	1	18	.310	43	47	10-14
'22	.462	11-10	39	17	18	1	2	0	5	.590	8	11	9-9
Tot	.265	65-59	226	54	60	6	6	1	23	.358	51	58	19-23

Season Highs	
Hits.....	4 @ Kentucky 3/4
Runs.....	3 @ Kentucky 3/4
RBI.....	4 vs. Nebraska 2/26
HR.....	N/A
SB.....	3 vs. SFA 2/22
Last HR.....	at Texas Tech 4/11/21

Career Highs	
Hits.....	4 @ Kentucky 3/4/22
Runs.....	4 at Tarleton State 4/6/21
RBI.....	4 vs. Nebraska 2/26/22
HR.....	1 at Texas Tech 4/11/21
SB.....	3 vs. SFA 2/22/22

Career Highlights:

- Played in 65 games (59 starts, 5 as a defensive replacement, 1 as a pinch runner)
- Started 59 games (18 games in left field, 41 in center field)
- Has 15 multi-hit games and six multi-RBI contests
- Reached base safely in 51 games and hit safely in 39 games



#4 KURTIS BYRNE
C • 6-0 • 205 • R/R • SO
ST. LOUIS, MO.
CHRISTIAN BROTHERS COLLEGE

BYRNE'S CAREER STATS

Yr.	Avg	GP-GS	AB	R	H	2B	3B	HR	RBI	SLG	BB	SO	SB-A
'20	.067	5-4	15	1	1	0	0	0	1	.067	3	5	0-0
'21	.333	16-6	27	8	9	3	0	1	9	.556	7	4	1-1
'22	.286	10-9	28	6	8	4	0	0	5	.429	5	7	0-0
Tot	.257	31-19	70	15	18	7	0	1	15	.400	15	16	1-1

Season Highs	
Hits.....	2, twice
Runs.....	2 vs. Nebraska 2/26
RBI.....	2 vs. SFA 2/22
HR.....	N/A
SB.....	N/A
Last HR.....	vs. UAPB 3/16/21

Career Highs	
Hits.....	3 vs. UAPB 3/16/21
Runs.....	3 vs. UAPB 3/16/21
RBI.....	4 vs. UAPB 3/16/21
HR.....	1 vs. UAPB 3/16/21
SB.....	1 vs. ULM 5/15/21

Career Highlights:

- Appeared in 31 games (19 as a starter, 7 as a defensive replacement, 5 as a pinch hitter)
- Started 19 games (19 at catcher)
- Reached base safely in 21 games and hit safely in 14
- Has three multi-hit games and three multi-RBI contests



#6 LUKE BOYERS
OF • 5-11 • 195 • S/R • SO
BOERNE, TEXAS
SAMUEL V. CHAMPION HS

BOYERS' CAREER STATS

Yr.	Avg	GP-GS	AB	R	H	2B	3B	HR	RBI	SLG	BB	SO	SB-A
'21	.307	46-42	150	35	46	4	0	1	22	.353	17	46	10-14
'22	.234	11-11	47	11	11	0	0	1	6	.298	3	16	2-2
Tot	.289	57-53	197	46	57	4	0	2	28	.340	20	62	12-16

Season Highs	
Hits.....	2, twice
Runs.....	2, twice
RBI.....	2, twice
HR.....	1 vs. Nebraska 2/26
SB.....	1, twice
Last HR.....	vs. Nebraska 2/26/22

Career Highs	
Hits.....	4 vs. Texas Southern 2/23/21
Runs.....	6 vs. Texas Southern 2/23/21
RBI.....	3 @ Oklahoma 4/3/21
HR.....	1 vs. McNeese 6/4/21
SB.....	2 @ Texas Tech 4/9/21

Career Highlights:

- Played in 57 games (53 starts, three as a pinch hitter and one as a defensive replacement)
- Started 53 games (29 in right field, 15 in left field and 9 in center field)
- Tallied 14 multi-hit games and eight multi-RBI games
- Reached base safely in 47 games and hit safely in 39 games



#10 HUNTER TEPLANSZKY
INF • 6-2 • 165 • B/R • FR
FLOWER MOUND, TEXAS
MARCUS HS

TEPLANSZKY'S CAREER STATS

Yr.	Avg	GP-GS	AB	R	H	2B	3B	HR	RBI	SLG	BB	SO	SB-A
'22	.000	1-0	1	0	0	0	0	0	0	.000	0	0	0-0

Season Highs	
Hits.....	N/A
Runs.....	N/A
RBI.....	N/A
HR.....	N/A
SB.....	N/A
Last HR.....	N/A

Career Highs	
Hits.....	N/A
Runs.....	N/A
RBI.....	N/A
HR.....	N/A
SB.....	N/A

Career Highlights:

- Made one appearance (1 as a pinch hitter)

2022 TCU BASEBALL



#11 GARRISON BERKLEY
OF • 6-2 • 185 • R/R • RFR
ALEDO, TEXAS
ALEDO HS

BERKLEY'S CAREER STATS

Yr.	Avg	GP-GS	AB	R	H	2B	3B	HR	RBI	SLG	BB	SO	SB-A
'21	.000	3-1	5	2	0	0	0	0	1	.000	1	3	0-0
'22	.143	4-3	7	1	1	0	0	0	0	.143	1	2	0-0
Tot	.083	7-4	12	3	1	0	0	0	1	.083	2	5	0-0

Season Highs	
Hits.....	1 vs. Kentucky 3/5
Runs.....	N/A
RBI.....	N/A
HR.....	N/A
SB.....	N/A
Last HR.....	N/A

Career Highs	
Hits.....	1 vs. Kentucky 3/5/22
Runs.....	2 vs. UAPB 3/16/21
RBI.....	1 vs. UAPB 3/16/21
HR.....	N/A
SB.....	N/A

Career Highlights:

- Made seven appearances (three as a defensive replacement and four as a starter)
- Started four games (one in right field, three games in left field)
- Reached base safely in three games and tallied a hit in one



#12 DAVID BISHOP
INF • 6-3 • 185 • R/R • FR
MARIETTA, GA.
FELLOWSHIP CHRISTIAN

BISHOP'S CAREER STATS

Yr.	Avg	GP-GS	AB	R	H	2B	3B	HR	RBI	SLG	BB	SO	SB-A
'22	.375	11-11	40	8	15	1	0	1	17	.475	8	5	2-2

Season Highs	
Hits.....	3 vs. SFA 2/22
Runs.....	2, twice
RBI.....	5 vs. SFA 2/22
HR.....	1 vs. SFA 2/22
SB.....	1, twice
Last HR.....	vs. SFA 2/22/22

Career Highs	
Hits.....	3 vs. SFA 2/22/22
Runs.....	2, twice
RBI.....	5 vs. SFA 2/22/22
HR.....	1 vs. SFA 2/22/22
SB.....	1, twice

Career Highlights:

- Started 11 games (11 at first base)
- Reached base safely in 11 games and hit safely in nine
- Has five multi hit games and five multi-RBI contests



#13 MASON SPEAKER
C/INF • 6-4 • 230 • R/R • SO
FORT WORTH, TEXAS
ALL SAINT'S EPISCOPAL

SPEAKER'S CAREER STATS

Yr.	Avg	GP-GS	AB	R	H	2B	3B	HR	RBI	SLG	BB	SO	SB-A
'20	.000	4-0	3	0	0	0	0	0	0	.000	0	0	0-0
'21	.500	3-0	4	1	2	0	0	0	2	.500	2	0	0-0
'22	.000	3-2	5	0	0	0	0	0	0	.000	0	1	0-0
Tot	.167	10-2	12	1	2	0	0	0	2	.286	2	1	0-0

Season Highs	
Hits.....	N/A
Runs.....	N/A
RBI.....	N/A
HR.....	N/A
SB.....	N/A
Last HR.....	N/A

Career Highs	
Hits.....	1, twice
Runs.....	1 vs. Texas Southern 2/23/21
RBI.....	2 vs. UAPB 3/16/21
HR.....	N/A
SB.....	N/A

Career Highlights:

- Appeared in 10 games (two as a starter, five as a pinch hitter and three as a defensive replacement)
- Started two games (two as the designated hitter)
- Reached base in two games and tallied a hit in two games
- Has one multi-RBI game



#18 BOBBY GOODLOE
UT • 5-11 • 175 • L/R • JR
GODLEY, TEXAS
GODLEY HS

GOODLOE'S CAREER STATS

Yr.	Avg	GP-GS	AB	R	H	2B	3B	HR	RBI	SLG	BB	SO	SB-A
'19	.279	39-30	111	15	31	5	1	0	14	.342	17	19	1-2
'20	.182	7-2	11	0	2	0	0	0	0	.182	1	3	0-0
'21	.080	12-3	25	6	2	0	0	2	5	.320	3	8	0-0
'22	.143	3-1	7	0	1	0	0	0	1	.143	0	1	0-0
Tot	.234	61-36	154	21	36	5	1	2	20	.318	21	31	1-2

Season Highs	
Hits.....	1 @ Kentucky 3/4
Runs.....	N/A
RBI.....	1 @ Kentucky 3/4
HR.....	N/A
SB.....	N/A
Last HR.....	vs. Texas 5/9/21

Career Highs	
Hits.....	2, six times
Runs.....	2, twice
RBI.....	3 vs. Texas 5/9/21
HR.....	1, twice
SB.....	1 vs. UT Arlington 3/19/19

Career Highlights:

- Played in 61 games (36 starts, 19 as a pinch hitter, five as a defensive replacement and one as a pinch runner)
- Started 36 games (17 at third base, one at catcher, one at second base, one at shortstop and 16 as the designated hitter)
- Hit safely in 30 games and reached base safely in 38 games
- Tallied six multi-hit games and four multi-RBI games

2022 TCU BASEBALL



#19 REED SPENRATH
INF • 6-5 • 220 • L/R • SO
EL CAMPO, TEXAS
CISCO COLLEGE

SPENRATH'S CAREER STATS

Yr.	Avg	GP-GS	AB	R	H	2B	3B	HR	RBI	SLG	BB	SO	SB-A
'22	.200	7-7	25	1	5	1	0	0	6	.240	1	11	0-0



#22 LOGAN MAXWELL
OF • 5-10 • 185 • L/L • FR
LIMA, OHIO
SHAWNEE H.S.

MAXWELL'S CAREER STATS

Yr.	Avg	GP-GS	AB	R	H	2B	3B	HR	RBI	SLG	BB	SO	SB-A
'22	.125	7-5	16	2	2	0	0	0	0	.125	5	8	0-1



#25 TOMMY SACCO
INF • 5-10 • 185 • B/R • SR
GILBERT, ARIZ.
YAVAPAI COLLEGE

SACCO'S CAREER STATS

Yr.	Avg	GP-GS	AB	R	H	2B	3B	HR	RBI	SLG	BB	SO	SB-A
'20	.304	15-15	56	12	17	6	0	1	13	.464	14	16	3-6
'21	.231	59-59	208	27	48	12	1	1	27	.313	31	65	10-12
'22	.410	11-11	39	7	16	5	0	1	9	.615	8	8	1-2
Tot	.267	85-85	303	46	81	23	1	3	49	.380	53	89	14-20



#27 PORTER BROWN
OF • 5-11 • 190 • L/L • RSO
SAN ANTONIO, TEXAS
REAGAN HS

BROWN'S CAREER STATS

Yr.	Avg	GP-GS	AB	R	H	2B	3B	HR	RBI	SLG	BB	SO	SB-A
'19	.279	16-16	61	18	17	3	0	0	3	.328	10	15	7-8
'20	.189	13-12	53	13	10	3	0	1	7	.302	6	15	2-3
'21	.342	40-30	120	28	41	9	0	3	30	.492	19	22	8-11
'22	.1743	8-5	23	3	4	1	0	0	1	.217	2	7	0-0
Tot	.280	77-62	257	62	72	16	0	4	41	.389	37	59	17-22

Season Highs

Hits.....	2 vs. Houston 2/20
Runs.....	1 vs. Nebraska 2/26
RBI.....	4 vs. Houston 2/20
HR.....	N/A
SB.....	N/A
Last HR.....	N/A

Career Highs

Hits.....	2 vs. Houston 2/20/22
Runs.....	1 vs. Nebraska 2/26
RBI.....	4 vs. Houston 2/20/22
HR.....	N/A
SB.....	N/A

Career Highlights:

- Started seven games (seven as the designated hitter)
- Reached base safely in four games and hit safely in four
- Has one multi hit game and one multi-RBI contest

Season Highs

Hits.....	1, twice
Runs.....	1, twice
RBI.....	N/A
HR.....	N/A
SB.....	N/A
Last HR.....	N/A

Career Highs

Hits.....	1, twice
Runs.....	1, twice
RBI.....	N/A
HR.....	N/A
SB.....	N/A

Career Highlights:

- Played in seven game (5 as a starter, one as a pinch hitter and one as a designated hitter)
- Started five games (5 in left field)
- Reached base safely in six games and tallied a hit in two

Season Highs

Hits.....	3, three times
Runs.....	2, twice
RBI.....	2, three times
HR.....	1 vs. Nebraska 2/25
SB.....	1 vs. Houston 2/20
Last HR.....	vs. Nebraska 2/25/22

Career Highs

Hits.....	4 at West Virginia 5/2/21
Runs.....	3 vs. Abilene Christian 2/18/20
RBI.....	4 vs. Kentucky 2/16/20
HR.....	1, three times
SB.....	1, 14 times

Career Highlights:

- Started 85 games (85 at shortstop)
- Hit safely in 57 games and reached base safely in 74 games
- Tallied 18 multi-hit games and 13 multi-RBI games

Season Highs

Hits.....	1, three times
Runs.....	1, three times
RBI.....	1 @ Kentucky 3/5
HR.....	N/A
SB.....	N/A
Last HR.....	@ Kansas State 5/22/21

Career Highs

Hits.....	4 vs. Virginia 2/16/19
Runs.....	3, six times
RBI.....	5 vs. Oklahoma State 5/30/21
HR.....	1, four times
SB.....	3 @ Louisiana 3/21/21

Career Highlights:

- Appeared in 77 games (63 as a starter, six as a defensive replacement, six as a pinch hitter and two as a pinch runner)
- Started 63 games (19 as the designated hitter and 44 in left field)
- Hit safely in 44 games and reached base safely in 59 games
- Has 20 multi-hit games and 11 multi-RBI contests

2022 TCU BASEBALL



#28 GRAY RODGERS
INF • 6-1 • 200 • L/R • SR
DALLAS, TEXAS
BLINN COLLEGE

RODGERS' CAREER STATS

Yr.	Avg	GP-GS	AB	R	H	2B	3B	HR	RBI	SLG	BB	SO	SB-A
'20	.373	15-15	59	14	22	5	0	2	11	.559	9	13	1-1
'21	.287	52-48	178	35	51	4	1	3	35	.371	25	49	7-8
'22	.200	11-11	40	6	8	3	0	0	9	.275	9	11	1-1
Tot	.292	78-74	277	55	81	12	1	5	55	.397	43	73	9-10

Season Highs	
Hits.....	2, twice
Runs.....	1, six times
RBI.....	2, twice
HR.....	N/A
SB.....	1 vs. UT Arlington 3/1
Last HR.....	vs. Oklahoma State 4/16/21

Career Highs	
Hits.....	3, six times
Runs.....	3, three times
RBI.....	3, three times
HR.....	1, five times
SB.....	1, nine times

Career Highlights:

- Played in 78 career games (74 starts, 2 as a defensive replacement, one as a pinch hitter and one as a pinch runner)
- Started 74 games (74 at second base)
- Hit safely in 51 games and reached base safely in 66 games
- Tallied 24 multi-hit games and 15 multi-RBI games



#55 BRAYDEN TAYLOR
INF • 6-1 • 165 • L/R • SO
WEST JORDON, UTAH
COPPER HILLS HS

TAYLOR'S CAREER STATS

Yr.	Avg	GP-GS	AB	R	H	2B	3B	HR	RBI	SLG	BB	SO	SB-A
'21	.324	58-58	222	54	72	11	4	12	53	.572	49	46	15-16
'22	.410	11-11	39	17	16	4	0	1	12	.590	12	6	3-3
Tot	.337	69-69	261	71	88	15	4	13	65	.575	61	52	18-19

Season Highs	
Hits.....	3, three times
Runs.....	3, twice
RBI.....	4 vs. UT Arlington 3/1
HR.....	1 vs. UT Arlington 3/1
SB.....	1, three times
Last HR.....	vs. UT Arlington 3/1/22

Career Highs	
Hits.....	3, seven times
Runs.....	3, four times
RBI.....	5 vs. Baylor 3/28/21
HR.....	1, 13 times
SB.....	3 vs. Oklahoma State 5/30/21

Career Highlights:

- Played in and started 69 games (58 at third base, 10 at second base and 1 at shortstop)
- Has 28 multi-hit games and 17 multi-RBI contests
- Hit safely in 53 games and reached safely in 63



#3 CAEDMON PARKER
RHP • 6-4 • 185 • R/R • FR
MONTGOMERY, TEXAS
THE WOODLANDS CHRISTIAN

PARKER'S CAREER STATS

Yr.	ERA	W-L	G-GS	CG	SH/CB	SV	IP	H	R	ER	BB	SO	WP	HP
'22	13.50	0-0	1-0	0	0/0	0	0.2	2	1	1	1	0	0	1

Season Highs	
SO.....	N/A
Walks.....	1 vs. UT Arlington 3/1
Hits.....	2 vs. UT Arlington 3/1
IP.....	0.2 vs. UT Arlington 3/1
ER.....	1 vs. UT Arlington 3/1

Career Highs	
SO.....	N/A
Walks.....	1 vs. UT Arlington 3/1/22
Hits.....	2 vs. UT Arlington 3/1/22
IP.....	0.2 vs. UT Arlington 3/1/22
ER.....	1 vs. UT Arlington 3/1/22

Date	Opponent	W-L-SV	ERA	IP	H	R	ER	BB	SO	HP	BF
3/1	UT Arlington	0-0-0	13.50	0.2	2	1	1	1	0	1	6

Career Highlights:

- Team is 1-0 in games he pitched



#15 RILEY CORNELIO
RHP • 6-3 • 185 • R/R • SO
MONUMENT, COLO.
PINE CREEK H.S.

CORNELIO'S CAREER STATS

Yr.	ERA	W-L	G-GS	CG	SH/CB	SV	IP	H	R	ER	BB	SO	WP	HP
'20	0.87	1-0	4-3	0	0/0	0	10.1	3	3	1	7	6	0	1
'21	4.91	1-1	5-2	0	0/0	0	7.1	6	4	4	3	7	1	2
'22	5.17	1-1	3-3	0	0/0	0	15.2	12	9	9	3	16	0	1
Tot	3.78	3-2	12-8	0	0/0	0	33.1	21	16	14	13	29	1	4

Season Highs	
SO.....	7 vs. Nebraska 2/26
Walks.....	2 vs. Cal 2/19
Hits.....	6 at Kentucky 3/5
IP.....	6.0 vs. Nebraska 2/26
ER.....	5 at Kentucky 3/5

Career Highs	
SO.....	7 vs. Nebraska 2/26/22
Walks.....	3, three times
Hits.....	6 at Kentucky 3/5/22
IP.....	6.0 vs. Nebraska 2/26/22
ER.....	5 at Kentucky 3/5/22

Date	Opponent	W-L-SV	ERA	IP	H	R	ER	BB	SO	HP	BF
2/19	Cal*	0-0-0	3.38	5.1	3	2	2	2	5	0	21
2/26	Nebraska*	1-0-0	3.18	6.0	3	2	2	0	7	0	21
3/5	Kentucky*	1-1-0	5.17	4.1	6	5	5	1	4	1	20

Career Highlights:

- TCU is 7-5 in games he pitches
- TCU is 5-3 in games he starts
- Held opponents scoreless in two of four relief appearances

2022 TCU BASEBALL




#16 LUKE SAVAGE
RHP • 6-3 • 210 • R/R • SO
AUSTIN, TEXAS
LAKE TRAVIS HS

SAVAGE'S CAREER STATS														
Yr.	ERA	W-L	G-GS	CG	SH/CB	SV	IP	H	R	ER	BB	SO	WP	HP
'21	3.32	3-0	7-3	0	0/0	0	19.0	18	11	7	4	20	1	2
'22	8.10	0-0	3-0	0	0/0	0	3.1	4	3	3	1	4	1	1
Tot	4.03	3-0	10-3	0	0/0	0	22.1	22	14	10	5	24	2	3

Career Highlights:

- Team is 7-3 in games he pitches
- Team is 3-0 in games he starts
- Held opponents scoreless in two of seven relief appearances
- Has stranded four of 11 inherited runners

Season Highs							Career Highs						
SO	2	vs. Nebraska	2/25			SO	5	@ West Virginia	5/2/21		
Walks	1	vs. San Diego State	2/18			Walks	2	vs. UT Arlington	4/20/21		
Hits	2	vs. Nebraska	2/25			Hits	4	vs. Texas	5/9/21		
IP	1.2	at Kentucky	3/4			IP	4.0	twice			
ER	2	vs. San Diego State	2/18			ER	3	vs. Texas	5/9/21		
Date	Opponent	W-L-SV	ERA	IP	H	R	ER	BB	SO	HP	BF		
2/18	San Diego State	0-0-0	18.00	1.0	1	2	2	1	1	0	5		
2/25	Nebraska	0-0-0	16.20	0.2	2	1	1	0	2	1	5		
3/4	Kentucky	0-0-0	8.10	1.2	1	0	0	0	1	0	6		



#17 BRETT WALKER
RHP • 6-3 • 204 • R/R • FR
FRESNO, CALIF.
OREGON

WALKER'S CAREER STATS														
Yr.	ERA	W-L	G-GS	CG	SH/CB	SV	IP	H	R	ER	BB	SO	WP	HP
'18	9.82	0-1	5-2	0	0/0	0	3.2	8	4	4	2	1	1	1
'19	5.60	2-2	22-7	0	0/0	1	45.0	62	30	28	19	27	2	6
'20	0.84	3-0	5-3	0	0/0	0	21.1	13	2	2	1	10	0	1
'21	3.66	6-3	15-15	0	0/0	0	83.2	81	41	34	26	60	2	7
'22	1.80	2-0	3-3	0	0/1	0	20.0	19	4	4	6	19	0	0
Tot	3.76	13-6	40-30	0	0/1	1	173.2	183	81	72	54	117	5	15

Career Highlights:

- Team is 30-20 in games he pitches
- Team is 20-10 in games he starts
- Held opponents scoreless in 16 of 20 relief appearances
- Has stranded eight of 16 inherited runners

Season Highs							Career Highs						
SO	8	at Kentucky	3/5			SO	13	vs. New Mexico State	4/3/21		
Walks	4	at Kentucky	3/5			Walks	4	twice			
Hits	7	vs. Houston	2/20			Hits	9	vs. LSU	6/6/21		
IP	7.0	vs. Nebraska	2/27			IP	7.2	vs. LSU	6/6/21		
ER	2	twice				ER	6	vs. UCLA	5/24/19		
Date	Opponent	W-L-SV	ERA	IP	H	R	ER	BB	SO	HP	BF		
2/20	Houston*	1-0-0	0.00	6.2	7	0	0	2	5	0	27		
2/27	Nebraska*	2-0-0	1.32	7.0	6	2	2	0	6	0	28		
3/5	Kentucky*	2-0-0	1.80	6.1	6	2	2	4	8	0	28		



#20 CAM BROWN
RHP • 6-3 • 215 • R/R • FR
FLOWER MOUND, TEXAS
FLOWER MOUND HS

BROWN'S CAREER STATS														
Yr.	ERA	W-L	G-GS	CG	SH/CB	SV	IP	H	R	ER	BB	SO	WP	HP
'21	1.93	2-0	3-3	0	0/1	0	9.1	5	3	2	3	8	0	4
'22	1.64	2-0	2-2	0	0/0	0	11.0	7	2	2	2	16	1	0
Tot	1.26	4-0	5-5	0	0/1	0	20.1	12	5	4	5	24	1	4

Career Highlights:

- Team is 5-0 in games he started
- Team is 5-0 in games he pitches

Season Highs							Career Highs						
SO	9	vs. UT Arlington	3/1			SO	9	vs. UT Arlington	3/1/22		
Walks	2	vs. SFA	2/22			Walks	2	twice			
Hits	5	vs. UT Arlington	3/1			Hits	5	vs. UT Arlington	3/1/22		
IP	6.0	vs. UT Arlington	3/1			IP	6.0	vs. UT Arlington	3/1/22		
ER	2	vs. UT Arlington	3/1			ER	2	vs. UT Arlington	3/1/22		
Date	Opponent	W-L-SV	ERA	IP	H	R	ER	BB	SO	HP	BF		
2/22	Stephen F. Austin*	1-0-0	0.00	5.0	2	0	0	2	7	0	18		
3/1	UT Arlington*	2-0-0	1.64	6.0	5	2	2	0	9	0	22		

2022 TCU BASEBALL



#21 GARRETT WRIGHT
RHP • 6-2 • 215 • R/R • SO
COLLEGE STATION, TEXAS
A&M CONSOLIDATED HS

WRIGHT'S CAREER STATS

Yr.	ERA	W-L	G-GS	CG	SH/CB	SV	IP	H	R	ER	BB	SO	WP	HP
'21	3.63	3-1	19-0	0	0/0	1	22.1	20	14	9	16	35	1	1
'22	0.00	0-0	2-0	0	0/1	0	1.1	1	0	0	4	1	3	0
Tot	3.42	3-1	21-0	0	0/1	1	23.2	21	14	9	20	36	4	1

Career Highlights:

- Team is 16-4 in games he pitches
- Is 1-for-1 in save opportunities
- Held opponents scoreless in 16 of 20 appearances
- Has stranded 17 of his 23 of his inherited runners



#29 AUGIE MIHLBAUER
LHP • 6-0 • 190 • L/L • JR
MUKWONAGO, WISC.
MUKWONAGO HS

MIHLBAUER'S CAREER STATS

Yr.	ERA	W-L	G-GS	CG	SH/CB	SV	IP	H	R	ER	BB	SO	WP	HP
'18	1.59	1-1	23-0	0	0/3	0	22.2	15	4	4	16	29	1	3
'19	2.35	1-2	28-0	0	0/0	1	23.0	24	10	6	15	29	2	2
'21	5.00	0-0	12-0	0	0/0	0	9.0	8	5	5	5	13	2	2
'22	10.80	0-0	4-0	0	0/0	0	1.2	2	3	2	2	3	0	0
Tot	2.72	2-3	67-0	0	0/3	1	56.1	49	22	17	38	74	5	7

Career Highlights:

- Team is 38-29 in games he pitches
- Held opponents scoreless in 51 of 67 relief appearances
- Has stranded 45 of 81 inherited runners



#30 DREW HILL
RHP • 5-11 • 180 • R/R • SR.
GUNNISON, UTAH
SOUTH MOUNTAIN C.C.

HILL'S CAREER STATS

Yr.	ERA	W-L	G-GS	CG	SH/CB	SV	IP	H	R	ER	BB	SO	WP	HP
'18*	5.79	0-3	16-2	0	0/0	5	28.0	26	27	18	18	23	12	8
'20	1.32	2-1	7-0	0	0/1	0	13.2	6	2	2	7	14	0	1
'21	3.90	3-1	16-0	0	0/0	0	32.1	35	16	14	8	40	1	0
'22														
Tot	4.14	5-5	39-2	0	0/1	5	74.0	67	45	34	33	77	13	9

Career Highlights:

- Team is 19-20 in games he pitched
- Team is 0-2 in games started
- Held opponents scoreless in 18 of 37 relief appearances
- Has stranded 14 of 42 inherited runners

Season Highs							Career Highs						
SO	1	vs. Houston	2/20			SO	5	vs. Oklahoma State	5/30/21		
Walks	4	at Kentucky	3/5			Walks	3	vs. Oklahoma State	5/30/21		
Hits	1	vs. Houston	2/20			Hits	4	at Kansas State	5/21/21		
IP	1.0	vs. Houston	2/20			IP	3.1	vs. Oklahoma State	5/30/21		
ER	N/A					ER	4	at Texas Tech	4/11/21		

Date	Opponent	W-L-SV	ERA	IP	H	R	ER	BB	SO	HP	BF
2/20	Houston	0-0-0	0.00	1.0	1	0	0	1	1	0	5
3/5	Kentucky	0-0-0	0.00	0.1	0	0	0	3	0	0	4

Season Highs							Career Highs						
SO	2	vs. San Diego State	2/18			SO	5	vs. ULM	5/14/21		
Walks	1	twice				Walks	3	@ Dallas Baptist	4/3/18		
Hits	1	twice				Hits	3	four times			
IP	1.0	vs. San Diego State	2/18			IP	3.1	@ Arkansas	6/2/19		
ER	2	at Kentucky	3/5			ER	2	five times			

Date	Opponent	W-L-SV	ERA	IP	H	R	ER	BB	SO	HP	BF
2/18	San Diego State	0-0-0	0.00	1.0	0	1	0	0	2	0	4
2/19	Cal	0-0-0	0.00	0.1	1	0	0	1	0	0	3
2/25	Nebraska	0-0-0	0.00	0.1	0	0	0	0	1	0	1
3/5	Kentucky	0-0-0	10.80	0.0	1	2	2	1	0	0	2

Season Highs							Career Highs						
SO	N/A					SO	6	twice			
Walks	N/A					Walks	4	@ Utah	4/10/18		
Hits	N/A					Hits	6	@ Utah	4/10/18		
IP	N/A					IP	6.0	vs. Arizona	4/30/18		
ER	N/A					ER	5	@ TAMU-CC	4/4/18		

Date	Opponent	W-L-SV	ERA	IP	H	R	ER	BB	SO	HP	BF
------	----------	--------	-----	----	---	---	----	----	----	----	----

2022 TCU BASEBALL



#32 GRAY THOMAS
RHP • 6-4 • 205 • R/R • FR
OKLAHOMA CITY, OKLA.
HERITAGE HALL H.S.

THOMAS' CAREER STATS

Yr.	ERA	W-L	G-GS	CG	SH/CB	SV	IP	H	R	ER	BB	SO	WP	HP
'22	10.80	0-1	3-0	0	0/0	0	1.2	2	3	2	3	2	2	0

Career Highlights:

- Team is 2-1 in games he pitched
- Has stranded all three of his inherited runners



#34 CONNOR OLIVER
LHP • 6-1 • 170 • L/L • JR
OAK FOREST, ILL.
WABASH VALLEY COLLEGE

OLIVER'S CAREER STATS

Yr.	ERA	W-L	G-GS	CG	SH/CB	SV	IP	H	R	ER	BB	SO	WP	HP
'20	0.00	0-0	1-1	0	0/0	0	2.0	2	1	0	2	3	0	0
'22	9.82	0-0	3-0	0	0/0	0	3.2	4	4	4	3	7	0	1
Tot	6.35	0-0	3-1	0	0/0	0	5.2	6	5	4	5	10	0	1

Career Highlights:

- Team is 2-1 in games he pitched
- Team is 1-0 in games he started
- Held opponents scoreless in two of three relief appearances



#36 MARCELO PEREZ
RHP • 5-10 • 180 • R/R • JR
LAREDO, TEXAS
JOHN B. ALEXANDER HS

PEREZ'S CAREER STATS

Yr.	ERA	W-L	G-GS	CG	SH/CB	SV	IP	H	R	ER	BB	SO	WP	HP
'19	4.30	3-2	17-0	0	0/0	5	23.0	25	16	11	8	28	3	1
'20	2.84	1-0	6-0	0	0/0	0	6.1	7	3	2	2	9	0	0
'21	4.15	1-0	13-0	0	0/0	0	30.1	27	15	14	11	33	2	3
'22	3.18	1-1	5-0	0	0/1	0	5.2	5	3	2	3	5	1	1
Tot	3.99	6-3	41-0	0	0/1	5	65.1	64	37	29	24	75	6	5

Career Highlights:

- Team is 30-11 in games he pitches
- Is 5-for-8 in save opportunities
- Held opponents scoreless in 23 of 41 appearances
- Stranded 22 of 31 inherited runners

Season Highs					Career Highs				
SO	1, twice				SO	1, twice			
Walks	2 vs. SFA 2/22				Walks	2 vs. SFA 2/22/22			
Hits	1, twice				Hits	1, twice			
IP	1.0 vs. SFA 2/22				IP	1.0 vs. SFA 2/22/22			
ER	1, twice				ER	1, twice			

Date	Opponent	W-L-SV	ERA	IP	H	R	ER	BB	SO	HP	BF
2/19	Cal	0-1-0	13.50	0.2	1	1	1	0	1	0	3
2/22	Stephen F. Austin	0-1-0	5.40	1.0	0	0	0	2	1	0	4
3/1	UT Arlington	0-1-0	10.80	0.0	1	2	1	1	0	0	3

Season Highs					Career Highs				
SO	5 at Kentucky 3/4				SO	5 at Kentucky 3/4/22			
Walks	2 vs. SFA 2/22				Walks	2, twice			
Hits	3 at Kentucky 3/4				Hits	3 at Kentucky 3/4/22			
IP	2.1 at Kentucky 3/4				IP	2.1 at Kentucky 3/4/22			
ER	4 at Kentucky 3/4				ER	4 at Kentucky 3/4/22			

Date	Opponent	W-L-SV	ERA	IP	H	R	ER	BB	SO	HP	BF
2/22	Stephen F. Austin	0-0-0	0.00	1.0	1	0	0	2	2	0	6
3/1	UT Arlington	0-0-0	0.00	0.1	0	0	0	0	0	0	1
3/4	Kentucky	0-0-0	9.82	2.1	3	4	4	1	5	1	12

Season Highs					Career Highs				
SO	2 vs. San Diego State 2/18				SO	8 vs. ULM 5/15/21			
Walks	2 vs. Nebraska 2/25				Walks	2, eight times			
Hits	3 at Kentucky 3/4				Hits	5, twice			
IP	2.0 vs. San Diego State 2/18				IP	4.1 vs. Kansas State 5/29/21			
ER	2 at Kentucky 3/4				ER	5 @ Tarleton State 4/6/21			

Date	Opponent	W-L-SV	ERA	IP	H	R	ER	BB	SO	HP	BF
2/18	San Diego State	1-0-0	0.00	2.0	0	0	0	0	2	0	6
2/20	Houston	1-0-0	0.00	0.1	0	0	0	0	1	0	1
2/25	Nebraska	1-0-0	0.00	0.2	1	0	0	2	1	0	5
2/27	Nebraska	1-0-0	0.00	1.0	1	1	0	0	1	0	4
3/4	Kentucky	1-1-0	3.18	1.2	3	2	2	1	1	1	11

2022 TCU BASEBALL



#37 CALEB BOLDEN RHP • 6-2 • 190 • R/R • GR. TEXARKANA, TEXAS ARKANSAS

BOLDEN'S CAREER STATS

Yr.	ERA	W-L	G-GS	CG	SH/CB	SV	IP	H	R	ER	BB	SO	WP	HP
'18	4.40	3-0	10-4	0	0/1	0	28.2	33	14	14	13	25	5	2
'20	1.13	1-0	4-2	0	0/0	0	16.0	14	2	2	3	15	0	1
'21	4.50	2-0	17-10	0	0/1	0	44.0	38	26	22	24	44	2	8
'22	3.60	0-0	4-0	0	0/0	1	5.0	5	3	2	1	10	0	1
Tot	3.84	6-0	35-16	0	0/2	1	93.2	90	45	40	51	94	7	12

Career Highlights:

- Team is 27-8 in games he pitched
- Team is 16-0 in games started
- Held opponents scoreless in 12 of 19 relief appearances
- Has stranded nine of 13 inherited runners

Season Highs	
SO.....	4 vs. Nebraska 2/26
Walks.....	1 vs. UT Arlington 3/1
Hits.....	3 at Kentucky 3/5
IP.....	2.1 vs. Nebraska 2/26
ER.....	2 at Kentucky 3/5

Career Highs	
SO.....	9 vs. Arkansas-Pine Bluff 4/13/21
Walks.....	3, five times
Hits.....	7, three times
IP.....	7.0 vs. ULM 4/4/21
ER.....	4 vs. Central Arkansas 3/30/21

Date	Opponent	W-L-SV	ERA	IP	H	R	ER	BB	SO	HP	BF
2/19	Cal	0-0-0	0.00	1.0	2	0	0	0	2	0	6
2/26	Nebraska	0-0-1	0.00	2.1	0	0	0	0	4	0	7
3/1	UT Arlington	0-0-1	0.00	0.1	0	0	0	1	1	0	3
3/5	Kentucky	0-0-1	3.60	1.1	3	3	2	0	3	0	7



#38 TOMMY VAIL LHP • 6-0 • 195 • R/L • GR. SEATTLE, WASH. NOTRE DAME

VAIL'S CAREER STATS

Yr.	ERA	W-L	G-GS	CG	SH/CB	SV	IP	H	R	ER	BB	SO	WP	HP
'18	3.90	3-2	27-1	0	0/0	0	27.2	24	16	12	24	30	3	5
'19	3.27	3-2	25-2	0	0/2	6	44.0	24	19	16	26	61	7	2
'20	2.08	3-0	7-0	0	0/0	0	17.1	5	6	4	3	24	3	0
'22	21.60	0-0	3-0	0	0/0	0	1.2	5	4	4	2	2	0	0
Tot	3.55	9-4	62-3	0	0/2	6	91.1	58	45	36	55	117	13	7

Career Highlights:

- Team is 29-33 in games he pitched
- Team is 2-1 in games started
- Held opponents scoreless in 40 of 59 relief appearances
- Has stranded 53 of 70 inherited runners

Season Highs	
SO.....	1, twice
Walks.....	2 vs. Cal 2/19
Hits.....	2, twice
IP.....	0.2, twice
ER.....	3 vs. Cal 2/19

Career Highs	
SO.....	9 vs. Toledo 2/22/20
Walks.....	5 vs. Duke 5/21/19
Hits.....	5 vs. Boston College 4/29/18
IP.....	5.1 vs. Toledo 2/22/20
ER.....	4 vs. Clemson 5/23/18

Date	Opponent	W-L-SV	ERA	IP	H	R	ER	BB	SO	HP	BF
2/19	Cal	0-0-0	40.50	0.2	2	3	3	2	1	0	6
2/26	Nebraska	0-0-0	27.00	0.2	2	1	1	0	1	0	4
3/4	Kentucky	0-0-0	21.60	0.1	1	0	0	0	0	0	2



#39 AUSTIN KROB LHP • 6-3 • 205 • L/L • JR LISBON, IOWA KIRKWOOD C.C.

KROB'S CAREER STATS

Yr.	ERA	W-L	G-GS	CG	SH/CB	SV	IP	H	R	ER	BB	SO	WP	HP
'20	0.00	1-0	7-0	0	0/0	1	11.2	7	0	0	4	15	1	0
'21	3.81	8-1	16-16	0	0/0	0	85.0	80	39	36	37	96	7	9
'22	5.25	1-0	3-3	0	0/0	0	12.0	13	7	7	6	17	2	2
Tot	3.56	10-1	26-19	0	0/0	1	108.2	100	46	43	47	128	10	11

Career Highlights:

- Team is 20-6 in games he appears
- Team is 13-6 in games he starts
- Held opponents scoreless in all seven relief appearances
- Boasts six career quality starts

Season Highs	
SO.....	7 vs. San Diego State 2/18
Walks.....	3 vs. Nebraska 2/25
Hits.....	7 at Kentucky 3/4
IP.....	6.0 vs. Nebraska 2/25
ER.....	7 at Kentucky 3/4

Career Highs	
SO.....	13 vs. McNeese 6/4/21
Walks.....	4, twice
Hits.....	8, twice
IP.....	8.0, twice
ER.....	7 at Kentucky 3/4/22

Date	Opponent	W-L-SV	ERA	IP	H	R	ER	BB	SO	HP	BF
2/18	San Diego State*	0-0-0	0.00	4.0	4	0	0	1	7	0	18
2/25	Nebraska*	1-0-0	0.00	6.0	2	0	0	3	6	0	21
3/4	Kentucky*	1-0-0	5.25	2.0	7	7	7	2	4	2	17

2022 TCU BASEBALL



#41 STORM HIERHOLZER

RHP • 6-3 • 210 • R/R • SO

AUSTIN, TEXAS

LAKE TRAVIS HS


Yr.	ERA	W-L	G-GS	CG	SH/CB	SV	IP	H	R	ER	BB	SO	WP	HP
'21	5.79	0-0	4-0	0	0/1	0	4.2	3	4	3	6	5	0	0
'22	0.00	0-0	2-0	0	0/0	0	2.0	0	0	0	1	3	0	0
Tot	4.05	0-0	6-0	0	0/1	0	6.2	3	4	3	7	8	0	0

Career Highlights:

- Team is 5-1 in games he pitches
- Held opponents scoreless in four of six appearances

Season Highs				Career Highs			
SO	2 vs. UT Arlington 3/1		SO	2, twice	
Walks	1 vs. UT Arlington 3/1		Walks	3 @ Texas State 3/9/21	
Hits	N/A		Hits	3 @ Texas State 3/9/21	
IP	1.0, twice		IP	1.2 @ Texas State 3/9/21	
ER	N/A		ER	2 @ Texas State 3/9/21	

Date	Opponent	W-L-SV	ERA	IP	H	R	ER	BB	SO	HP	BF
2/22	Stephen F. Austin	0-0-0	0.00	1.0	0	0	0	0	1	0	3
3/1	UT Arlington	0-0-0	0.00	1.0	0	0	0	1	2	0	4



#44 RIVER RIDINGS

LHP • 6-3 • 205 • S/L • SO

PLANO, TEXAS

PRESTONWOOD CHRISTIAN


Yr.	ERA	W-L	G-GS	CG	SH/CB	SV	IP	H	R	ER	BB	SO	WP	HP
'21	1.08	3-2	23-1	0	0/2	1	33.1	22	8	4	14	39	0	5
'22	1.69	1-0	5-0	0	0/0	4	5.1	7	1	1	0	8	0	1
Tot	1.16	4-2	28-1	0	0/2	5	38.2	29	9	5	14	47	0	6

Career Highlights:

- Team is 19-9 in games he pitches
- Team is 1-0 in games he starts
- Held opponents scoreless in 22 of 28 relief appearances
- Stranded 21 of 29 inherited runners

Season Highs				Career Highs			
SO	3 vs. Nebraska 2/25		SO	4 at West Virginia 5/1/21	
Walks	N/A		Walks	3 vs. Gonzaga 3/12/21	
Hits	3 vs. Nebraska 2/27		Hits	3 vs. Nebraska 2/27/22	
IP	1.1, twice		IP	4.0 vs. ULM 5/15/21	
ER	1 at Kentucky 3/5		ER	2 vs. Dallas Baptist 6/5/21	

Date	Opponent	W-L-SV	ERA	IP	H	R	ER	BB	SO	HP	BF
2/18	San Diego State	0-0-1	0.00	1.0	1	0	0	0	1	0	4
2/25	Nebraska	0-0-2	0.00	1.1	1	0	0	0	3	1	6
2/27	Nebraska	0-0-3	0.00	1.0	3	0	0	0	1	0	6
3/1	UT Arlington	0-0-4	0.00	0.2	0	0	0	0	2	0	2
3/5	Kentucky	1-0-4	1.69	1.1	2	1	1	0	1	0	6



#49 COHEN FESER

RHP • 6-2 • 175 • R/R • FR

SAN ANTONIO, TEXAS

REAGAN H.S.

Yr.	ERA	W-L	G-GS	CG	SH/CB	SV	IP	H	R	ER	BB	SO	WP	HP
'22	6.75	0-0	3-0	0	0/0	0	2.2	6	2	2	0	4	0	1

Career Highlights:

- Team is 1-2 in games he pitches
- Stranded four of six inherited runners

Season Highs				Career Highs			
SO	2 vs. SFA 2/22		SO	2 vs. SFA 2/22/22	
Walks	N/A		Walks	N/A	
Hits	3 vs. SFA 2/22		Hits	3 vs. SFA 2/22/22	
IP	1.1 vs. Kentucky 3/5		IP	1.1 vs. Kentucky 3/5/22	
ER	1, twice		ER	1, twice	

Date	Opponent	W-L-SV	ERA	IP	H	R	ER	BB	SO	HP	BF
2/19	Cal	0-0-0	27.00	0.1	2	1	1	0	1	0	3
2/22	Stephen F. Austin	0-0-0	13.50	1.0	3	1	1	0	2	0	6
3/5	Kentucky	0-0-0	6.75	1.1	1	0	0	0	1	1	6

2022 TCU BASEBALL

2022 TCU HORNED FROGS POSTSEASON BASEBALL ROSTER

#	Name	Pos.	Ht.	Wt.	B/T	Yr.	Hometown/Previous School
1	Elijah Nunez	OF	5-10	185	L/L	So.	Arlington, Texas/Arlington Martin H.S.
3	Caedmon Parker	RHP	6-4	185	R/R	Fr.	Montgomery, Texas/The Woodlands Christian
4	Kurtis Byrne	C	6-0	205	R/R	So.	St. Louis, Mo./Christian Brothers College H.S.
5	Sam Thompson	OF	6-0	200	L/R	So.	Owasso, Okla./Owasso H.S.
6	Luke Boyers	OF	5-11	195	S/R	So.	Boerne, Texas/Samuel V. Champion H.S.
7	Michael Petrie	C	6-0	190	R/R	Gr.	Mercer Island, Wash./Washington
9	Brody Green	INF	6-4	180	R/R	Fr.	Owasso, Okla./Owasso H.S.
10	Hunter Teplanszky	INF	6-2	165	S/R	Fr.	Flower Mound, Texas/Marcus H.S.
11	Garrison Berkley	OF	6-2	185	R/R	RS-Fr.	Aledo, Texas/Aledo H.S.
12	David Bishop	INF	6-3	185	R/R	Fr.	Marietta, Ga./Fellowship Christian
13	Mason Speaker	C/INF	6-4	230	R/R	So.	Fort Worth, Texas/All Saint's Episcopal
15	Riley Cornelio	RHP	6-3	195	R/R	So.	Monument, Colo./Pine Creek H.S.
16	Luke Savage	RHP	6-1	200	R/R	So.	Plano, Texas/Prestonwood Christian Academy
17	Brett Walker	RHP	6-3	204	R/R	Gr.	Fresno, Calif./Oregon
18	Bobby Goodloe	UT	5-11	175	L/R	Jr.	Godley, Texas/Godley H.S.
19	Reed Spenrath	INF	6-5	220	L/R	So.	El Campo, Texas/Cisco College
20	Cam Brown	RHP	6-3	215	R/R	So.	Flower Mound, Texas/Flower Mound H.S.
21	Garrett Wright	RHP	6-2	215	R/R	So.	College Station, Texas/A&M Consolidated H.S.
22	Logan Maxwell	OF	5-10	185	L/L	Fr.	Lima, Ohio/Shawnee H.S.
25	Tommy Sacco	INF	5-10	185	S/R	Sr.	Gilbert, Ariz./Yavapai C.C.
26	Braxton Pearson	RHP	6-1	195	R/R	So.	Georgetown, Texas/Georgetown H.S.
27	Porter Brown	OF	5-11	190	L/L	RS-So.	San Antonio, Texas/Reagan H.S.
28	Gray Rodgers	INF	6-1	200	L/R	Sr.	Dallas, Texas/Blinn College
29	Augie Muhlbauer	LHP	6-0	195	L/L	Sr.	Mukwonago, Wisc./Mukwonago H.S.
30	Drew Hill	RHP	5-11	180	R/R	Sr.	Mayfield, Utah/South Mountain C.C.
32	Gray Thomas	RHP	6-4	205	R/R	Fr.	Oklahoma City, Okla./Heritage Hall H.S.
34	Connor Oliver	LHP	6-1	170	L/L	Jr.	Oak Forest, Ill./Wabash Valley College
35	Owen Blackledge	INF	6-3	175	L/R	Fr.	North Canton, Ohio/Hoover H.S.
36	Marcelo Perez	RHP	5-10	180	R/R	Jr.	Laredo, Texas/John B. Alexander H.S.
37	Caleb Bolden	RHP	6-2	190	R/R	Gr.	Texarkana, Texas/Arkansas
38	Tommy Vail	LHP	6-0	195	R/L	Gr.	Seattle, Wash./Notre Dame
39	Austin Krob	LHP	6-3	205	L/L	Jr.	Lisbon, Iowa/Kirkwood C.C.
41	Storm Hierholzer	RHP	6-3	210	R/R	So.	Austin, Texas/Lake Travis H.S.
44	River Ridings	LHP	6-3	205	S/L	So.	Plano, Texas/Prestonwood Christian Academy
45	Trip Banta	LHP	5-11	195	L/L	Fr.	Fort Worth, Texas/Lake Country Christian
49	Cohen Feser	RHP	6-2	175	R/R	Fr.	San Antonio, Texas/Reagan H.S.
51	Jake Kolkhorst	RHP	6-3	192	R/R	Fr.	Brenham, Texas/Brenham H.S.
55	Brayden Taylor	INF	6-1	165	L/R	So.	West Jordan, Utah/Copper Hills H.S.

- 2 Kirk Saarloos – Head Coach (1st season, 10th Overall), Cal State Fullerton, 2001
- 14 Bill Mosiello - Associate Head Coach (9th Season), Fresno State, 1986
- 40 John DiLaura – Assistant Coach (4th Season), Michigan, 2013
- 8 Kyle Winkler – Volunteer Assistant (1st Season), TCU, 2019
- 47 Matt Purke - Student Assistant Coach (2nd Season), TCU, 2011
- Meredith Montgomery – Assistant AD for Baseball Operations (13th Season), TCU, 2009
- Cooper Sholder – Director of Baseball Operations (7th Season), San Diego State, 2014
- Kevin Knight – Director of Player Personnel (4th Season), George Mason, 2014
- Danny Wheat - Athletic Trainer (18th Season), Texas, 1975
- Zach Dechant – Assistant AD for Sports Science (14th Season), Missouri State, 2003

2022 TCU Baseball
Overall Statistics for TCU (as of Mar 05, 2022)
(All games Sorted by Batting avg)

Record: 8-3 Home: 2-0 Away: 1-2 Neutral: 5-1 Conference: 0-0

Player	avg	gp-gs	ab	r	h	2b	3b	hr	rbi	tb	slg%	bb	hp	so	gdp	ob%	sf	sh	sb-att	po	a	e	fld%
Nunez, Elijah	.462	11-10	39	17	18	1	2	0	5	23	.590	8	1	11	0	.563	0	0	9-9	23	0	1	.958
Taylor, Brayden	.410	11-11	39	17	16	4	0	1	12	23	.590	12	0	6	0	.549	0	0	3-3	5	16	1	.955
Sacco, Tommy	.410	11-11	39	7	16	5	0	1	9	24	.615	8	0	8	0	.500	1	0	1-2	10	20	2	.938
Bishop, David	.375	11-11	40	8	15	1	0	1	17	19	.475	8	1	5	1	.471	2	0	2-2	75	6	0	1.000
Byrne, Kurtis	.286	10-9	28	6	8	4	0	0	5	12	.429	5	1	7	1	.389	2	0	0-0	91	5	0	1.000
Boyers, Luke	.234	11-11	47	11	11	0	0	1	6	14	.298	3	0	16	1	.275	1	0	2-2	14	1	0	1.000
Rodgers, Gray	.200	11-11	40	6	8	3	0	0	9	11	.275	9	1	11	0	.353	1	0	1-1	17	24	0	1.000

Spennrath, Reed	.200	7-7	25	1	5	1	0	0	6	6	.240	1	0	11	0	.222	1	0	0-0	0	0	0	.000
Thompson, Sam	.200	3-1	5	2	1	0	0	1	1	4	.800	0	0	2	0	.200	0	0	0-0	0	0	0	.000
Brown, Porter	.174	8-5	23	3	4	1	0	0	1	5	.217	2	1	7	0	.269	0	0	0-0	8	0	0	1.000
Goodloe, Bobby	.143	3-1	7	0	1	0	0	0	1	1	.143	0	1	1	0	.250	0	0	0-0	22	2	0	1.000
Berkley, Garrison	.143	4-3	7	1	1	0	0	0	0	1	.143	1	0	2	0	.250	0	0	0-0	2	0	0	1.000
Maxwell, Logan	.125	7-5	16	2	2	0	0	0	0	2	.125	5	3	8	0	.417	0	0	0-1	5	0	0	1.000
Speaker, Mason	.000	3-2	5	0	0	0	0	0	0	0	.000	0	0	1	0	.000	0	0	0-0	0	0	0	.000
Teplanszky, Hunter	.000	1-0	1	0	0	0	0	0	0	0	.000	0	0	0	0	.000	0	0	0-0	0	1	0	1.000
Petrie, Michael	.000	1-1	0	0	0	0	0	0	0	0	.000	0	1	0	0	1.000	0	0	0-0	3	1	1	.800
Totals	.294	11	361	81	106	20	2	5	72	145	.402	62	10	96	3	.404	8	0	18-20	280	90	6	.984
Opponents	.259	11	363	49	94	14	1	10	46	140	.386	38	10	117	8	.344	2	5	5-7	272	96	7	.981

LOB - Team (88), Opp (90). DPs turned - Team (9), Opp (5). CI - Team (1), Petrie 1. IBB - Team (5), Taylor 2, Brown 1, Rodgers 1, Nunez 1, Opp (2). Picked off - Taylor 1, Bishop 1.

(All games Sorted by Earned run avg)

Player	era	w-l	app	gs	cg	sho	sv	ip	h	r	er	bb	so	2b	3b	hr	b/avg	wp	hp	bk	sfa	sha
Brown, Cam	1.64	2-0	2	2	0	0/0	0	11.0	7	2	2	2	16	0	0	0	.184	1	0	0	0	0
Walker, Brett	1.80	2-0	3	3	0	0/1	0	20.0	19	4	4	6	19	2	0	1	.250	0	0	0	0	1
Cornelio, Riley	5.17	1-1	3	3	0	0/0	0	15.2	12	9	9	3	16	4	0	3	.211	0	1	0	0	1
Krob, Austin	5.25	1-0	3	3	0	0/0	0	12.0	13	7	7	6	17	1	0	1	.283	2	2	0	0	1

Hierholzer, Storm	0.00	0-0	2	0	0	0/0	0	2.0	0	0	0	1	3	0	0	0	.000	0	0	0	0	0
Wright, Garrett	0.00	0-0	2	0	0	0/1	0	1.1	1	0	0	4	1	0	0	0	.200	3	0	0	0	0
Ridings, River	1.69	1-0	5	0	0	0/0	4	5.1	7	1	1	0	8	0	0	1	.304	0	1	0	0	0
Perez, Marcelo	3.18	1-1	5	0	0	0/1	0	5.2	5	3	2	3	5	1	0	0	.238	1	1	0	1	1
Bolden, Caleb	3.60	0-0	4	0	0	0/0	1	5.0	5	3	2	1	10	2	0	1	.250	0	1	0	0	1
Feser, Cohen	6.75	0-0	3	0	0	0/0	0	2.2	6	2	2	0	4	1	0	0	.429	0	1	0	0	0
Savage, Luke	8.10	0-0	3	0	0	0/0	0	3.1	4	3	3	1	4	1	0	0	.286	1	1	0	0	0
Oliver, Connor	9.82	0-0	3	0	0	0/0	0	3.2	4	4	4	3	7	1	0	0	.267	0	1	0	0	0
Thomas, Gray	10.80	0-1	3	0	0	0/0	0	1.2	2	3	2	3	2	0	1	1	.286	2	0	0	0	0
Mihlbauer, Augie	10.80	0-0	4	0	0	0/0	0	1.2	2	3	2	2	3	0	0	1	.286	0	0	0	1	0
Parker, Caedmon	13.50	0-0	1	0	0	0/0	0	0.2	2	1	1	1	0	0	0	0	.500	0	1	0	0	0
Vail, Tommy	21.60	0-0	3	0	0	0/0	0	1.2	5	4	4	2	2	1	0	1	.500	0	0	0	0	0
Totals	4.34	8-3	11	11	0	1/1	5	93.1	94	49	45	38	117	14	1	10	.259	10	10	0	2	5
Opponents	7.25	3-8	11	11	0	0/0	0	90.2	106	81	73	62	96	20	2	5	.294	25	10	1	8	0

PB - Team (2), Goodloe 2, Opp (1). Pickoffs - Team (0), Opp (2). SBA/ATT - Byrne (1-3), Goodloe (3-3), Krob (2-3), Hierholzer (1-1), Petrie (1-1), Savage (0-1), Walker (1-1), Oliver (1-1).