



HORNED FROGS

Dameon Myres | Assistant Director of Athletics Communications Office: 817.257.5367 | Cell: 817.897.5331 | E-mail: d.myres@tcu.edu

GAME 26 | AT TEXAS TECH

2021-22 SCHEDULE/RESULTS

OVERALL: 6-19 | BIG 12: 2-14
HOME: 5-9 | AWAY: 1-9 | NEUTRAL: 0-1

DATE	OPPONENT	TIME/RESULTS
N9	HOUSTON BAPTIST	W, 78-48
N17	at Tulane	L, 78-88 (20T)
N21	NORTH CAROLINA!	L, 46-79
N26	at Saint Mary's (Calif.)^	W, 72-68
N/27	vs. California Baptist^	L, 77-91
D1	SOUTHEASTERN LOUISIANA	W, 55-46
D5	FLORIDA\$	L, 54-63
D12	#18 TEXAS A&M	W, 87-75
D19	INCARNATE WORD	CANCELED
D21	UC RIVERSIDE	CANCELED
D29	DAVIDSON	CANCELED
J2	SMU	L, 79-53
J8	at #12 Iowa State*	L, 47-78
J10	KANSAS*	L, 72-78
J12	OKLAHOMA STATE*	W, 64-63
J15	at #23 Oklahoma*	L, 71-100
J19	TEXAS TECH*	W, 51-50
J22	#15 TEXAS*	L, 47-68
J25	at West Virginia*	L, 54-66
J29	at #25 Kansas State*	L, 54-63
F2	WEST VIRGINIA*	L, 62-70
F6	at Kansas*	L, 60-75
F9	at Oklahoma State*	L, 47-76
F12	#9 IOWA STATE*	L, 70-93
F16	at #7 Baylor*	L, 55-80
F19	#7 BAYLOR*	L, 59-78
F23	#20 OKLAHOMA*	L, 57-92
F26	at #11 Texas*	L, 42-77
M2	at Texas Tech*	7 p.m.
M5	KANSAS STATE*	1 P.M.

All times central | Home games in BOLD

* - Big 12 Conference Game | ! - Maggie Dixon Classic

^ - St. Mary's Thanksgiving Classic | \$ - Big 12/SEC Challenge



TCU (6-19, 2-14) at TEXAS TECH (10-17, 3-13)

March 2, 2022 | 7 p.m.

United Supermarkets Arena

Lubbock, Texas



TV: Big 12 Now/ESPN+ | Talent: Ron Thulin, Craig Wells, Arielle Schafer

Radio: KTCU | Talent: Jeff Williams

Live Stats: TexasTech.com

Social Media: Twitter, @TCUWBBasketball; Instagram, @TCUWBB

FAST BREAKS

- The Horned Frogs will head to Lubbock on Wednesday to play in its final road contest of the regular season.
- TCU had six players named to the Academic All-Big 12 Team, which included four players named to the First Team (Michelle Berry, Tavy Diggs, Aahliyah Jackson, Patricia Morris) and two players named to the Second Team (Kayla Mokwuah, Yummy Morris).
- Super senior Lauren Heard has moved up to No. 2 all-time in scoring at TCU with 1,957 career points. She surpassed Sandora Irvin (2001-05), who totaled 1,892 points in her career at TCU. Heard is now just 18 points shy of Zahna Medley (2012-16), who totaled 1,975 career points.
- Heard became the first player in TCU and Big 12 history, and just the eighth player in the NCAA over the past 22 years to register at least 1,900 points, 750 rebounds, 500 assists and 250 steals in a career.
- With her appearance at Texas this past Saturday, Heard became the Big 12 Conference's all-time leader in games played. She played in her 150th career game, surpassing Baylor's Nina Davis, who played in 149 career games with the Bears.

TCU	TALE OF THE TAPE	TTU
60.5	PPG	65.8
73.8	OPP. PPG	67.0
.374	FG PCT.	.440
.431	OPP. FG PCT.	.404
.278	3PT FG PCT.	.360
.360	OPP. 3PT FG PCT.	.337
.685	FT PCT.	.715
35.4	REBOUNDS/GAME	36.2
39.2	OPP. REBOUNDS/GAME	33.1
-3.8	REB. MARGIN	+3.1
13.5	ASSISTS/GAME	12.6
6.4	STEALS/GAME	6.2
2.4	BLOCKS/GAME	3.4

TCU'S PROJECTED STARTERS (based on last game)



2 | TARA MANUMALEUGA

5-10 | G | Jr.
Queensland, Australia

PTS	REB	AST	STL
3.0	1.2	27	15



4 | OKAKO "KOKO" ADIKA

6-0 | G/F | Sr.
Holstebro, Denmark

PTS	REB	3FG%	STL
9.8	5.2	.422	20



20 | LAUREN HEARD

5-10 | G | Gr.
Denton, Texas


PTS	REB	AST	STL
14.6	5.9	102	34



23 | MICHELLE BERRY

6-2 | F | Gr.
Miami, Fla.

PTS	REB	AST	STL
6.2	4.9	38	20



24 | KAYLA MOKWUAH

6-4 | F/C | Sr.
Longmeadow, Mass.

PTS	REB	FG%	BLK
4.8	2.5	.579	15

TEXAS TECH PROJECTED STARTERS

1	Ella Tofaeono	6 pts, 6 reb @ ISU
4	Lexy Hightower	2 pts, 2 stl @ ISU
10	Bryn Gerlich	14 pts, 3 ast @ ISU
12	Vivian Gray	9 pts, 3 stl @ ISU
24	Taylah Thomas	16 pts, 5 reb @ ISU



**ROSTER BREAKDOWN****BY CLASS****Graduate Students (3)**

Michelle Berry, Lauren Heard, Aahliyah Jackson

Seniors (5)

Okako Adika, Caroline Germond, Kayla Mokwuah, Patricia Morris, Yummy Morris

Juniors (2)

Tavy Diggs, Tara Manumaleuga

Sophomores (1)

Aja Holmes

Freshmen (5)

Paige Bradley, Knisha Godfrey, Evie Goetz, Mariah Roberts, DaiJa Turner

BY HOME STATE/COUNTRY**Arkansas (2)**

Aahliyah Jackson, Yummy Morris

Australia (1)

Tara Manumaleuga

Denmark (1)

Okako Adika

California (1)

Patricia Morris

Florida (2)

Michelle Berry, Knisha Godfrey

France (1)

Caroline Germond

Massachusetts (1)

Kayla Mokwuah

North Carolina (1)

DaiJa Turner

Texas (6)

Paige Bradley, Tavy Diggs, Evie Goetz, Lauren Heard, Aja Holmes, Mariah Roberts

NUMERICAL ROSTER

NO.	NAME	P	H	Y	HOMETOWN (PREVIOUS SCHOOL)
0	Caroline Germond	G	5-7	Sr.	Angers, France (South Plains College)
1	Aahliyah Jackson	G	5-10	Gr.	Ft. Smith, Ark. (Texas A&M)
2	Tara Manumaleuga	G	5-10	Jr.	Queensland, Australia (Arizona)
3	Mariah Roberts	G	5-8	Fr.	Arlington, Texas (Martin HS)
4	Okako "Koko" Adika	G/F	6-0	Sr.	Holstebro, Denmark (Butler)
5	Yummy Morris	F	6-3	Sr.	North Little Rock, Ark. (North Little Rock HS)
10	Paige Bradley	G	5-10	Fr.	Dallas, Texas (Bishop Lynch HS)
11	Knisha Godfrey	G	5-9	RS-Fr.	Tampa, Fla. (Mississippi State)
13	Tavy Diggs	G	6-2	Jr.	Richardson, Texas (Plano East HS)
14	Evie Goetz	F	6-1	Fr.	Denton, Texas (Guyer HS)
15	Aja Holmes	G	5-8	So.	Cibolo, Texas (Steele HS)
20	Lauren Heard	G	5-9	Gr.	Denton, Texas (Guyer HS)
21	DaiJa Turner	F	6-3	Fr.	Fayetteville, N.C. (Village Christian Academy)
23	Michelle Berry	F	6-2	Gr.	Miami, Fla. (Virginia Tech)
24	Kayla Mokwuah	C	6-4	Sr.	Longmeadow, Mass (George Washington)
32	Patricia Morris	F	6-7	Sr.	Duarte, Calif. (Oregon State)

ALPHABETICAL ROSTER

NO.	NAME	P	H	Y	HOMETOWN (PREVIOUS SCHOOL)
4	Okako "Koko" Adika	G/F	6-0	Sr.	Holstebro, Denmark (Butler)
23	Michelle Berry	F	6-2	Gr.	Miami, Fla. (Virginia Tech)
10	Paige Bradley	G	5-10	Fr.	Dallas, Texas (Bishop Lynch HS)
13	Tavy Diggs	G	6-2	Jr.	Richardson, Texas (Plano East HS)
0	Caroline Germond	G	5-7	Sr.	Angers, France (South Plains College)
11	Knisha Godfrey	G	5-9	RS-Fr.	Tampa, Fla. (Mississippi State)
14	Evie Goetz	F	6-1	Fr.	Denton, Texas (Guyer HS)
20	Lauren Heard	G	5-9	Gr.	Denton, Texas (Guyer HS)
15	Aja Holmes	G	5-8	So.	Cibolo, Texas (Steele HS)
1	Aahliyah Jackson	G	5-10	Gr.	Ft. Smith, Ark. (Texas A&M)
2	Tara Manumaleuga	G	5-10	Jr.	Queensland, Australia (Arizona)
24	Kayla Mokwuah	C	6-4	Sr.	Longmeadow, Mass (George Washington)
32	Patricia Morris	F	6-7	Sr.	Duarte, Calif. (Oregon State)
5	Yummy Morris	F	6-3	Sr.	North Little Rock, Ark. (North Little Rock HS)
3	Mariah Roberts	G	5-8	Fr.	Arlington, Texas (Martin HS)
21	DaiJa Turner	F	6-3	Fr.	Fayetteville, N.C. (Village Christian Academy)

COACHING STAFF

POSITION	NAME (YEAR AT TCU) [ALMA MATER]
Head Coach	Raegan Pebley (8th Season) [Colorado, 97]
Associate Head Coach	Hanna Howard (8th Season) [Portland, 05]
Associate Coach	Britney Brown (6th Season) [Oklahoma, 07]
Assistant Coach	Abi Olajuwon (4th Season) [Oklahoma, 10]
Player Development Coordinator	Leah Foster (4th Season) [St. Edward's, 06]
Assistant AD, Director of Operations	Angela Gonzaga
Graduate Assistant	Kianna Ray
Graduate Assistant	Adeola Akomolafe
Strength & Conditioning Coach	Taylor Larson
Athletic Trainer	Alissa Schenk

PRONUNCIATION GUIDE

Okako Adika oh - CAH - coe uh - DEE - kay

Tavy Diggs TA - vee (like TAFFY)

Caroline Germond juhr - MOND

Knisha Godfrey KUH - knee - shuh

Evie Goetz EH - vee GETS

Aja Holmes AH - zhuh

Aahliyah Jackson uhh - LEE - yuh

Tara Manumaleuga TAR - uh MAH - new - mal - eh - OON - yuh

Kayla Mokwuah MOCK - wah

Raegan Pebley RAY - guhn pea - BLEE



**0 | CAROLINE GERMOND | 5-7 | G | SR.**

- Transferred to TCU from South Plains College prior to the 2020-21 season
- Set new season-highs in assists (3) and steals (3) against Oklahoma on Feb. 23
- Owns more than 70 pairs of shoes
- Favorite foods include sushi and seafood

**1 | AAHLIYAH JACKSON | 5-10 | G | GR.**

- Transferred to TCU from Texas A&M prior to the 2020-21 season
- Was named to the 2021-22 Academic All-Big 12 First Team
- Has already earned her MBA from TCU
- Favorite place to eat in Fort Worth is Pappadeaux

**2 | TARA MANUMALEUGA | 5-10 | G | JR.**

- Transfers to TCU following two years at Arizona
- Set a new career-high with six assists at Oklahoma State on Feb. 9
- Named to 2019-20 Pac-12 Academic Honor Roll
- Played tennis when she was younger
- Favorite place she has visited is Fiji

**3 | MARIAH ROBERTS | 5-8 | G | FR.**

- In her first season with the Horned Frogs
- Was ranked the No. 93 overall prospect by PrepGirlsHoops.com following a prep career at Arlington-Martin High School
- She is one of 77 different grandkids in her family
- Says Christmas is her favorite time of year

**4 | OKAKO "KOKO" ADIKA | 6-0 | G/F | SR.**

- Transfers to TCU prior to the 2021-22 season following a year at Butler
- Notched her first double-double since March 5, 2021, with 10 points and a career-high 11 rebounds at K-State on Jan. 29
- Can speak five different languages

**5 | YUMMY MORRIS | 6-3 | F | SR.**


- Enters her fourth season with the Horned Frogs
- Tallied at least one blocked shot in 7 of 8 games from Jan. 2 thru Jan. 25
- Was named to 2021-22 Academic All-Big 12 Team
- Her name, Yo'Myris, means "Nubian Beauty"
- Has to put on her right sock before the left

**10 | PAIGE BRADLEY | 5-10 | G | FR.**

- Highly touted freshman that was ranked No. 72 overall and No. 7 player out of Texas by ESPN
- Drained a three-pointer for first career collegiate bucket and finished with five points at Tulane
- Her mom, Amie, played basketball at Texas and was associate head coach at SMU

**11 | KNISHA GODFREY | 5-9 | G | RS-FR.**

- Mid-Year transfer in 2021-22 from Mississippi State
- Ranked as the No. 40 player in the country and No. 8 point guard in the Class of 2021 by ESPN
- Three-time player of the year coming out of Tampa Bay Technical High School

**13 | TAVY DIGGS | 6-2 | G | JR.**

- Enters her third season at TCU
- Registered her second career double-double with 20 points and 11 rebounds vs. Oklahoma State
- Was named to the 2021-22 Academic All-Big 12 First Team
- Her favorite place to shop is at the Lego Store

**14 | EVIE GOETZ | 6-1 | F | FR.**

- True freshman for the Frogs
- Played prep career at both Flower Mound Marcus and Denton Guyer, and was ranked the No. 6 player in Texas following her senior campaign
- Two-time TABC and TGCA all-state selection
- Taught herself how to juggle

**15 | AJA HOLMES | 5-8 | G | SO.**

- Enters her second season at TCU following a freshman season that saw her average 5.6 points per game
- Connected on game-winning three-pointer against Texas Tech on Jan. 19
- Has met her real-life-hero, Kevin Durant

**20 | LAUREN HEARD | 5-9 | G | GR.**

- TCU's most-seasoned veteran, entering her fifth season with the Frogs
- Came within an assist shy of a triple-double against WVU, posting 22 pts, 10 reb and 9 ast
- Ranks No. 2 all-time at TCU in scoring and assists
- Has recently overcome her fear of roller coasters

**21 | DAIJA TURNER | 6-3 | F | FR.**

- One of four freshmen for the Frogs in 2021-22
- Enjoyed a prep career at Village Christian Academy in Fayetteville, N.C.
- Two-time all-state selection
- Set a state record with 260 blocked shots
- Has lived in three different countries

**23 | MICHELLE BERRY | 6-2 | F | GR.**

- Transferred to TCU from Virginia Tech prior to the 2019-20 season
- Began her career at Cal State Fullerton
- Was named to the 2021-22 Academic All-Big 12 First Team
- Is a fan of the CBS show "Criminal Minds"

**24 | KAYLA MOKWUAH | 6-4 | C | SR.**

- Transferred to TCU from George Washington prior to the 2020-21 season
- Scored a new career-high with 22 points against OU on Feb. 23; most points in a game since 2/25/20
- One of her bucket list items is to sky dive
- Has visited Nigeria and is addicted to coffee

**32 | PATRICIA MORRIS | 6-7 | F | SR.**

- Transferred to TCU from Oregon State prior to the 2020-21 season
- Set a new career-high with 6 rebounds against Texas A&M
- Serves as the only player on the team that hails from the state of California





HEARD INCHES CLOSER TO ALL-TIME SCHOOL RECORD

- Super senior Lauren Heard has totaled 1,957 points in her career at TCU.
- Heard moved past Sandora Irvin (2001-05), who totaled 1,892 career points, and now ranks No. 2 all-time in school history.
- Heard is now just 18 points shy of Zahna Medley (2012-16), who currently holds the all-time school record with 1,975 career points scored.

LET'S GO CLUB HOPPING

- Lauren Heard has already made her way into a few select clubs in her career at TCU.
- Heard is now a member of the 1,900 points club, the 700 rebounds club, the 500 assists club and the 250 steals club.
- In TCU's history, Heard is just the second player to score at least 1,900 career points, just the eighth player to total at least 700 rebounds, just the third player to dish out at least 500 assists and just the third player to notch at least 250 steals in a career.

JOINING THE ELITE

- Lauren Heard became the first player at TCU, the first player in the Big 12 Conference and just the eighth player in the NCAA over the past 22 seasons to total at least 1,900 points, 750 rebounds, 500 assists and 250 steals.
- Heard joins former NCAA greats Maya Moore (UConn), Alana Beard (Duke), Casey Garrison (Missouri State), Shenise Johnson (Miami, Fla.), Shakyla Hill (Grambling), Courtney Pilypaitis (Vermont), and Ta'Kenya Nixon (Eastern Illinois) as the only players since 1999-2000 to register those totals in a career.

ADDING HER NAME TO THE BIG 12 CONFERENCE RECORD BOOKS

- Lauren Heard, who has already set TCU's all-time free throws made record, has now pushed her way into the Big 12 records books for career free throws made.
- Heard has totaled 610 career free throws, moving up to No. 4 all-time and surpassing Colorado's Jakie McFarland (2005-08), who totaled 586 free throws in a career.
- Below is the Big 12's all-time career free throws made list:

PLAYER	SCHOOL	FTM
Brittney Griner	Baylor	787
Andrea Riley	Oklahoma State	775
LaNeishea Caufield	Oklahoma	693
Lauren Heard	TCU	610
Jackie McFarland	Colorado	586

- Heard broke the league's all-time mark in games played, appearing in her 150th career game and surpassing Baylor's Nina Davis, who played in 149 career games.
- Heard became the first player in league history to play in 150 games. She is just the

21st women's basketball player in the past 22 years to play in 150+ games.

SCORING STREAKS

- With 11 points scored in TCU's game at Texas this past Saturday, Lauren Heard pushed her scoring streak to 105 straight games.
- The last time Heard did not score in a game came back in her freshman season on Dec. 16, 2018, in a game against Southern.
- Heard has scored in 147 of 150 games played in her career.
- Heard's streak of 105 straight games with at least one point scored ranks third-most in school history. Only Helena Sverrisdottir (130) and Sandora Irvin (127) has scored in more straight games.
- Both Sverrisdottir and Irvin scored at least one point in every game they played in at TCU.

MOKWUAH ECLIPSES 20-POINT MARK

- Senior Kayla Mokwuah set a new career-high with her game-high 22 points against Oklahoma on Feb. 23.
- Mokwuah surpassed her previous career-high of 18 points, which she tallied twice as a player at George Washington - most recently on Feb. 25, 2020, against Rhode Island.

GET OUT OF MOKWUAH'S YARD

- Kayla Mokwuah set a new career-high as a Horned Frog with three blocks against Baylor on Feb. 19.
- The senior came up just one blocked shot short of her all-time career-high of four blocked shots, which she set on Nov. 17, 2019, in a game at Memphis when she was a member of the George Washington basketball team.
- Mokwuah is coming off a game at Texas with a block, giving her at least one blocked shot in six of the past 10 games.
- Mokwuah has totaled a team-high 15 blocked shots this season, matching her 15 blocks total she recorded her first season at TCU a year ago.

FROGS INSIDE SCHOLLMAYER ARENA

- TCU has tallied an overall record of 75-37 (.669) inside Schollmaier Arena since opening back on Dec. 20, 2015.
- TCU is an impressive 38-5 (.883) overall in all non-conference games played inside Schollmaier Arena.
- The Horned Frogs are 30-32 (.483) when playing Big 12 foes inside Schollmaier Arena.
- Inside Schollmaier Arena, TCU is undefeated in postseason contests with a mark of 7-0.

BIG 12 GAUNTLET

- TCU is coming off a stretch of games having played five consecutive teams from

GENERAL INFORMATION

LocationFort Worth, Texas
 Founded1873
 Enrollment11,938
 ColorsPurple and White
 NicknameHorned Frogs
 Home FacilityEd and Rae Schollmaier Arena
 Opened2015
 Capacity6,700
 ConferenceBig 12 Conference
 AffiliationNCAA Division I
 ChancellorDr. Victor J. Boschini Jr.
 Athletics DirectorJeremiah Donati
 SWAKim Johnson
 Faculty Athletics Rep.Rhonda Hatcher
 Athletics Dept. Phone(817) 257-5658

HISTORY

First Season1977-78 (45th Yr.)
 First NCAA DI Season1982-83 (40th Yr.)
 Record All-Time644-690 (.482)
 Record in NCAA DI569-616 (.480)
 Regular Season Conf. Championships3
 Conf. Tournament Championships3
 NCAA Appearances (Last)9 (2010)
 Record in NCAA Championships5-9
 Years in WNIT (Last)7 (2019)
 Record in WNIT13-7

BASKETBALL COACHING STAFF

Head CoachRaegan Pebley (Colorado, 1997)
 Record at TCU133-112 (8th)
 Career Record289-287 (19th)
 Associate Head CoachHanna Howard (7th)
 Associate CoachBritney Brown (5th)
 Assistant CoachAbi Olajuwon (3rd)
 Director of Ops.Angela Gonzaga (7th)
 Player DevelopmentLeah Foster (3rd)
 GA'sAdeola Akomolafe (1st)
 Kianna Ray (1st)
 Administrative AssistantJodi Clifton
 Office Phone Number(817) 257-7962

2020-21 REVIEW

Overall Record10-15
 Big 12 Record (Finish)4-14 (8th)
 Conference TournamentQF's
 PostseasonN/A
 Final AP/USA Today RankingN/A

2021-22 PREVIEW

Letterwinners Returning/Lost10/4
 Starters Returning/Lost5/0
 Newcomers6

ATHLETICS COMMUNICATIONS

WBB ContactDameon Myres
 Cell Phone(817) 897-5331
 Office Phone(817) 257-5367
 Emaild.myres@tcu.edu





TOP-25 POLLS

ASSOCIATED PRESS TOP-25 (Feb. 27, 2022)

No.	Team	Rec.	Pts.	Last
1	South Carolina (30)	27-1	750	1
2	Stanford	25-3	719	2
3	NC State	26-3	687	3
4	Louisville	25-3	659	4
5	Baylor	23-5	626	5
6	LSU	25-4	567	8
7	UConn	22-5	555	7
8	Iowa State	24-4	527	9
9	Texas	21-6	510	11
10	Michigan	22-5	492	6
11	Maryland	21-7	460	13
12	Iowa	20-7	395	21
13	Ohio State	22-5	329	17
T-14	Indiana	19-7	327	10
T-14	Arizona	20-6	327	12
16	North Carolina	23-5	300	18
17	BYU	25-2	258	19
18	Tennessee	22-7	245	16
19	Oklahoma	22-6	244	20
20	Notre Dame	21-7	224	14
21	Virginia Tech	21-8	113	23
22	Florida Gulf Coast	26-2	103	24
23	Florida	20-9	89	15
24	Georgia	20-8	51	25
25	Georgia Tech	20-9	50	22

OTHERS RECEIVING VOTES: Princeton 32, UCF 26, Villanova 19, Toledo 15, Oregon 13, Washington State 13, Dayton 12, Colorado 6, Kansas State 3, Ole Miss 2, Kansas 1, South Dakota State 1

USA TODAY COACHES TOP-25 (Feb. 21, 2022)

No.	Team (Record)	Pts.	Last	1-PV
1	South Carolina (25-1)	799	1	31
2	Stanford (23-3)	767	2	1
3	NC State (25-3)	735	4	0
4	Louisville (24-3)	697	3	0
5	Michigan (21-4)	640	9	0
6	Iowa State (22-4)	612	5	0
7	Baylor (21-5)	604	10	0
8	LSU (23-4)	541	12	0
8	Connecticut (19-5)	541	11	0
10	Indiana (19-6)	513	6	0
11	Arizona (19-5)	481	7	0
12	Texas (19-6)	424	14	0
13	Maryland (20-7)	416	13	0
14	Tennessee (21-6)	385	8	0
15	Brigham Young (23-2)	351	16	0
16	Notre Dame (20-6)	281	20	0
17	Ohio State (20-5)	241	19	0
18	North Carolina (21-5)	217	23	0
19	Oklahoma (20-6)	204	15	0
20	Georgia (18-8)	170	17	0
21	Florida (20-7)	159	21	0
22	Iowa (18-7)	156	25	0
23	Florida Gulf Coast (24-2)	150	22	0
24	Georgia Tech (19-8)	110	18	0
25	Central Florida (20-3)	58	NR	0

OTHERS RECEIVING VOTES: Virginia Tech (20-7) 53; Liberty (25-2) 22; Mississippi (20-6) 14; Drexel (21-3) 14; Oregon (19-9) 12; Rhode Island (21-4) 7; Stony Brook (23-3) 6; Washington State (18-8) 6; South Dakota State (19-8) 4; Utah (16-9) 4; South Dakota (21-5) 2; South Florida (18-7) 2; Gonzaga (22-6) 1; Nebraska (20-7) 1.

the Big 12 Conference - that were all ranked inside the AP Top-25.

- The Horned Frogs opened the streak hosting No. 9 Iowa State (Feb. 12), playing at No. 7 Baylor (Feb. 16), returning home to host the No. 7 Bears (Feb. 19), then taking on No. 20-ranked Oklahoma. TCU wrapped up the five-game stretch with a road game at No. 11-ranked Texas.
- It marked the longest streak in school history in which TCU faced AP Top-25 ranked teams in consecutive games.

CLOSE CALLS

- With its one-point win over Texas Tech on Jan. 19, TCU registered a one-point victory in back-to-back home games, having just beat Oklahoma State, 64-63, on Jan. 12, inside Schollmaier Arena.
- It marked the first time in school history that a TCU team had posted multiple one-point wins in the same season.

HOW'S THE WEATHER UP THERE?

- Senior Patricia Morris, who stands at 6-7, ranks as the tallest player that head coach Raegan Pebley has added to the roster.
- In the history of TCU's rosters, Morris is just the fourth player that stands at least 6-6 or taller to don the Purple & White.
- Lindsey Prewitt, who stood at 6-8 while playing for the Horned Frogs from 2001-03, ranks as the tallest player ever on the women's basketball team.
- Morris is tied with Kim Estes (1995-96) as the second-tallest player to play at TCU. Both players are measured at 6-7.
- Klara Bradshaw (2013-15) ranks as the fourth tallest player, coming in at 6-6.

BERRY CRACKS THE 1,000-POINT MARK

- Super senior Michelle Berry has made her way into the 1,000-points club.
- The Miami, Fla., native notched her 1,000th career point in TCU's win over Oklahoma State on Jan. 12, 2022.
- Berry scored 420 career points at Cal State Fullerton and 147 points as a player at Virginia Tech.
- She has totaled 527 career points in her three seasons with the Horned Frogs, giving her 1,094 career points.

BREAKING RANKS

- With TCU's win over No. 18-ranked Texas A&M on Dec. 12, 2021, the Horned Frogs earned a victory over an AP Top-25 ranked team for the first time since the 2019-20 season.
- Despite not picking up a top-25 win last season, TCU has still managed to defeat a top-25 ranked team in 17 of the past 20 seasons overall.
- That mark includes a win over a top-25 ranked team in six of the eight seasons that head coach Raegan Pebley has been in Fort Worth.

• TCU has tallied 29 victories over top-25 ranked teams since the 2000-01 season.

20-30 VISION

- TCU had two players score at least 20 points in the same game for the first time this season when Lauren Heard finished with 33 points and Aja Holmes totaled 22 points against Texas A&M.
- It marked the first time since Heard's 26 points and Tavy Diggs' 20-point effort in TCU's win over Kansas in the first round of the Big 12 Tournament last season.
- TCU had a 30-point scorer and a 20-point scorer in the same game for the first time in school history.

BIG 12 HONORS

- Super senior Lauren Heard was named the Big 12 Player of the Week on Dec. 13, 2021.
- Heard won Big 12 weekly honors for a school-record fifth time in her career.
- Zahna Medley totaled six Big 12 honors in her career (POW, twice in her career and Freshman of the Week on four different occasions).
- Helena Sverrisdottir is the school-record holder with nine Player of the Week honors she registered when TCU was a member of the Mountain West Conference.

THEY ARE REALLY GOOD AT POP QUIZZES

- TCU had six players named to the 202 Academic All-Big 12 Team.
- First Team selections included Michelle Berry, Tavy Diggs, Aahliyah Jackson and Patricia Morris.
- Kayla Mokwuah and Yummy Morris were each named Second Team selections.
- This marked the fourth overall all-academic honor for Jackson, who was a three-time SEC Academic Honor Roll selection.
- Diggs is now a three-time all-academic honoree in her career, while both Berry and Y. Morris earned all-academic honors for a second time overall.

WOMEN'S HOOPS LOCKER ROOM NAMED IN HONOR OF FORMER HORNEFROG

- TCU's women's locker room has been named "The Zahna Medley Kindred Women's Basketball Locker Room".
- The renaming of the locker room was given by the Nancy Tartaglino Richards family, who recognized Medley Kindred for her contributions to TCU, both on the court and off.
- The Zahna Medley Kindred Women's Basketball Locker Room is among the first spaces at TCU named after a woman of color.
- Medley Kindred was a four-year letterwinner for the Horned Frogs from 2012-16.
- She closed out her career at TCU as the program's all-time leading scorer with 1,975 points.





SERIES BREAKDOWN



VS.



Meeting60th
All-Time SeriesTTU leads, 45-14
Date Series BeganFeb. 2, 1980
Last Game PlayedJan. 19, 2022
Last MeetingTCU won, 51-50
Current Win Streak TCU, won 2
TCU at Home8-17
TCU on the Road5-20
TCU on a Neutral Court1-8

SERIES UNDER COACH PEBLEY

TCU Record in Series 10-6
TCU at Home7-1
TCU on the Road3-4
TCU on a Neutral Court0-1

SERIES SINCE TCU JOINED BIG 12

TCU Record in Series 13-8
TCU at Home8-2
TCU on the Road4-5
TCU on a Neutral Court1-1

LAST 10 GAMES

Date	W/L	Score	Location
01/19/2022	W	51-50	Fort Worth
01/23/2021	W	61-53	Fort Worth
12/19/2020	L	72-78	Lubbock
03/01/2020	L	83-87	Lubbock
01/08/2020	L	76-80	Fort Worth
02/06/2019	W	70-63	Lubbock
01/26/2019	W	78-70	Fort Worth
02/21/2018	W	72-60	Lubbock
01/07/2018	W	93-72	Fort Worth
03/03/2017	L	58-76	Oklahoma City

SERIES NOTES

- TCU and Texas Tech meet for the 60th time overall and for the 22ne time since TCU became a member of the Big 12 Conference.
- With its 51-50 win over the Lady Raiders in Fort Worth earlier this season, TCU has now won two straight - having snapped a three-game skid to Texas Tech.
- Six of the past seven meetings have been decided by 10 points or less.
- TCU's longest winning streak against Texas Tech in the series has been four straight wins on two separate occasions.
- Texas Tech won the first 35 games in the series played between the two teams, but since picking up its first win over the Lady Raiders on March 26, 2008, TCU has gone 14-8 overall against Texas Tech.

HEARD'S PUSH FOR THE RECORD BOOKS (CAREER RECORDS)

POINTS

1. Zahna Medley	2012-16	1,975
2. Lauren Heard	2017-Pres.	1,957
3. Sandora Irvin	2001-05	1,892
4. Helena Sverrisdottir	2007-11	1,764
5. Adrienne Ross	2003-08	1,725
6. Lynn Davis	1978-91	1,683
7. Emily Carter	2007-11	1,563

SCORING AVERAGE

1. Lynn Davis	1978-81	17.90
2. Zahna Medley	2012-16	15.55
3. Sandora Irvin	2001-05	14.89
4. Vernell Armstrong	1977-80	13.94
5. Janice Dziuk	1986-90	13.66
6. Helena Sverrisdottir	2007-11	13.56
7. Jennifer Hickman	1995-97	13.54
8. Lauren Heard	2017-Pres.	13.04
9. Kati Safaritova	2000-02	13.06
10. Adrienne Ross	2003-08	12.77

FIELD GOALS MADE

1. Sandora Irvin	2001-05	686
2. Zahna Medley	2012-16	633
3. Adrienne Ross	2003-08	627
4. Lauren Heard	2017-Pres.	609
5. Jordan Moore	2015-19	591
6. Helena Sverrisdottir	2007-11	562
7. Janice Dziuk	1986-90	545
8. Natalie Ventress	2012-15	480
9. Leah Garcia	1994-98	478
10. Amy Okonkwo	2016-19	477

FIELD GOAL ATTEMPTS

1. Lauren Heard	2017-Pres.	1,644
2. Zahna Medley	2012-16	1,620
3. Adrienne Ross	2003-08	1,526
4. Sandora Irvin	2001-05	1,503
5. Helena Sverrisdottir	2007-11	1,293

FREE THROWS MADE

1. Lauren Heard	2017-Pres.	610
2. Sandora Irvin	2001-05	482
3. Helena Sverrisdottir	2007-11	469
4. Emily Carter	2007-11	398
5. Zahna Medley	2012-16	393

FREE THROW ATTEMPTS

1. Lauren Heard	2017-Pres.	845
2. Sandora Irvin	2001-05	705
3. Helena Sverrisdottir	2007-11	599
4. Jordan Moore	2015-19	524
5. Janice Dziuk	1986-90	511

REBOUNDS

1. Sandora Irvin	2001-05	1,370
2. Jordan Moore	2015-19	892
3. Helena Sverrisdottir	2007-11	826
4. Lorie Butler-Rayford	2004-08	817
5. Lauren Heard	2017-Pres.	782
6. Janice Dziuk	1986-90	778
7. Latricia Lovings	2010-14	742
8. Vernell Armstrong	1977-80	718
9. Tiffany Evans	2000-04	676
10. Stacy Francis	1994-98	637

ASSISTS

1. Helena Sverrisdottir	2007-11	546
2. Lauren Heard	2017-Pres.	514
3. Zahna Medley	2012-16	510
4. Natasha Lacy	2003-06	461
5. Jill Sutton	1997-2001	445
6. Cinda Baer	1978-82	403
7. Kianna Ray	2016-20	401

STEALS

1. Adrienne Ross	2003-08	339
2. Rachel Hesse	1989-93	284
3. Lauren Heard	2017-Pres.	260
4. Chelsea Prince	2012-15	237
5. Helena Sverrisdottir	2007-11	227
Natasha Lacy	2003-06	227
7. Sandora Irvin	2001-05	224

GAMES STARTED

1. Helena Sverrisdottir	2007-11	127
2. Zahna Medley	2012-16	125
3. Lauren Heard	2017-Pres.	119
4. Sandora Irvin	2001-05	118
5. Jill Sutton	1997-01	116
6. Natalie Ventress	2012-15	114
7. Jordan Moore	2015-19	110
Adrienne Ross	2003-08	110
9. Kianna Ray	2016-20	109
10. Stacy Francis	1994-98	101

BIG 12 CAREER RECORDS

FREE THROWS MADE

1. Britney Griner	Baylor	787
2. Andrea Riley	Okla. State	775
3. LaNeishia Caufield	Oklahoma	693
4. Lauren Heard	TCU	610
5. Jackie McFarland	Colorado	586

GAMES PLAYED

1. Lauren Heard	TCU	150
2. Nina Davis	Baylor	149
3. Brittney Griner	Baylor	148
Kimetria Hayden	Baylor	148
4. Kalani Brown	Baylor	147





2021-22 BIG 12 STANDINGS

TEAM	BIG 12	PCT.	H	A	Streak	OVERALL	PCT.	H	A	N	Streak
Iowa State	13-3	.812	7-1	6-2	W3	24-4	.857	14-1	7-3	3-0	W3
Baylor	13-3	.812	7-1	6-2	W8	23-5	.821	13-1	7-3	3-1	W8
Oklahoma	11-5	.688	6-2	5-3	W2	22-6	.786	13-2	7-3	2-1	W2
Texas	11-5	.688	5-3	6-2	W6	21-6	.778	11-3	9-3	1-0	W6
Kansas	10-6	.625	5-3	5-3	L2	19-7	.731	12-3	6-3	1-1	L2
Kansas State	8-8	.500	6-2	2-6	L2	18-10	.643	14-2	4-8	0-0	L2
West Virginia	6-10	.375	3-5	3-5	W2	13-13	.500	7-5	4-6	2-2	W2
Oklahoma State	3-13	.188	2-6	1-7	L3	8-17	.320	5-7	3-8	0-2	L3
Texas Tech	3-13	.188	1-7	2-6	L3	10-17	.370	5-8	2-6	3-3	L3
TCU	2-14	.125	2-6	0-8	L11	6-19	.240	5-9	1-9	0-1	L11

BIG 12 PRESEASON HONORS

PRESEASON PLAYER OF THE YEAR:

NaLyssa Smith, Baylor

PRESEASON NEWCOMER OF THE YEAR

Jordan Lewis, Baylor

PRESEASON FRESHMAN OF THE YEAR

Aaliyah Moore, Texas

PRESEASON ALL-BIG 12 TEAM

*NaLyssa Smith, Baylor

*Ashley Joens, Iowa State

*Ayoka Lee, K-State

*Madi Williams, Oklahoma

***Lauren Heard, TCU**

*Vivian Gray, Texas Tech

*Esmerly Martinez, West Virginia

Queen Egbo, Baylor

Joanne Allen Taylor

Lexi Donarski, Iowa State

Holly Kersgieter, Kansas

Taylor Robertson, Oklahoma

*Denotes unanimous selection

HONORABLE MENTION:

Ja'Mee Asberry (Baylor)

Jordan Lewis (Baylor)

Emily Ryan (Iowa State)

Taylen Collins (Oklahoma State)

Rori Harmon (Texas)

KK Deans (West Virginia)

Kari Niblack (West Virginia)

BIG 12 PLAYERS OF THE WEEK

DATE	PLAYER	SCHOOL
Nov. 15	Ayoka Lee	K-State
Nov. 22	Ashley Joens	Iowa State
Nov. 29	NaLyssa Smith	Baylor
Dec. 6	Ana Llanusa	Oklahoma
Dec. 13	Lauren Heard	TCU
Dec. 20	Ayoka Lee	K-State
Dec. 27	Taylor Robertson	Oklahoma
Jan. 3	Ayoka Lee	K-State
Jan. 10	Emily Ryan	Iowa State
Jan. 17	Skylar Vann	Oklahoma
Jan. 24	Ayoka Lee	K-State
Jan. 31	Jordan Lewis	Baylor
Feb. 7	Madi Williams	Oklahoma
Feb. 14	NaLyssa Smith	Baylor
Feb. 21	Vivian Gray	Texas Tech


BIG 12 FRESHMAN OF THE WEEK

DATE	PLAYER	SCHOOL
Nov. 15	Rori Harmon	Texas
Nov. 22	Rhyle McKinney	Texas Tech
Nov. 29	Serena Sundell	K-State
Dec. 6	Byrlee Glenn	K-State
Dec. 13	Serena Sundell	K-State
Dec. 20	Byrlee Glenn	K-State
Dec. 27	Rori Harmon	Texas
Jan. 3	Kelbie Washington	Oklahoma
Jan. 10	Serena Sundell	K-State
Jan. 17	Rori Harmon	Texas
Jan. 24	Jaelyn Glenn	K-State
Jan. 31	Kelbie Washington	Oklahoma
Feb. 7	Byrlee Glenn	K-State
Feb. 14	JJ Quinerly	W. Virginia
Feb. 21	Rori Harmon	Texas

2021-22 TCU HONOR ROLL

LAUREN HEARD

Preseason All-Big 12	Oct. 6
Lieberman Watch List	Oct. 25
Naismith Trophy Watch List	Nov. 9
Wooden Trophy Watch List	Nov. 9
Big 12 Player of the Week	Dec. 13





ED & RAE SCHOLLMAIER ARENA | OPENED 2015-16



TCU INSIDE SCHOLLMAIER ARENA

YEAR	NC	B12	PS	OVA	PCT.
2021-22	3-3	2-7	0-0	5-9	.357
2020-21	5-0	3-6	0-0	8-6	.571
2019-20	7-0	6-3	0-0	13-3	.812
2018-19	8-0	6-3	3-0	17-3	.850
2017-18	6-1	5-4	2-0	13-5	.722
2016-17	8-1	3-6	0-0	11-7	.611
2015-16*	1-0	5-4	2-0	8-4	.667
38-5 30-32 7-0 75-37					.669

* - **First Game:** _____ Dec. 20, 2015
TCU 76, Southern Utah 47

NC - Non-Conference
B12 - Big 12 Conference
PS - Postseason

Previously known as the Daniel-Meyer Coliseum, the facility underwent a \$72 million renovation that was completed during the 2015-16 season. The Schollmaiers provided the lead gift of \$10 million. The Daniel-Meyer name is still prominent as the entire area is known as the Daniel-Meyer Athletic Complex.

The TCU men's and women's basketball programs received new locker rooms and team meeting rooms as well as an expanded sports medicine center. There is also locker rooms for visiting teams and a new video board.

The new building facade for the Ed and Rae Schollmaier Arena architecturally complements Amon G. Carter Stadium and the TCU campus. The interior has a lower playing surface to increase courtside seating and provide a more intimate atmosphere. Wider concourses and multiple public entries have helped ease congestion. The fan experience is further enhanced by new concession stands, a food court and restrooms as well as increased points of sale. A new courtside club lounge is also located on floor level. The facility also includes offices for the athletics administrative staff as well as coaches in various sports, allowing the Ed and Rae Schollmaier Arena to be the hub of TCU Athletics.

Additional features of the Ed and Rae Schollmaier Arena are the Jane & John Justin TCU Athletics Hall of Fame on the concourse level, offices for Olympic sports and administration and a larger main ticket office to support the arena and Amon G. Carter Stadium.

ED AND RAE SCHOLLMAIER HISTORY

The late Ed Schollmaier was a retired CEO of Alcon Laboratories, Inc., while the late Rae Schollmaier was a dedicated civic volunteer. Through the Schollmaier Foundation, they were longtime philanthropic leaders in Fort Worth.

A TCU Trustee since 1996, Ed Schollmaier chaired the Building and Grounds Committee and served on the Executive, Fiscal Affairs and Intercollegiate Athletics committees, as well as the Committee on Trusteeship. He passed away just prior to the 2021-22 season in September 2021.

Ed Schollmaier was a member of the Neeley School International Board of Visitors and the recipient of Neeley's Ike Harrison Award. He had been recognized as an Honorary Alumnus and an Honorary TCU Letterman. Rae Schollmaier served on the College of Fine Arts International Board of Visitors, the Fine Arts Task Force of The Commission on the Future of TCU and the KinderFrogs School Advisory Board. For their service and generous support, the Schollmaiers were honored with TCU's Horizon Award and the Royal Purple Award.

The Schollmaiers had also supported TCU Athletics through the Ed and Rae Schollmaier Basketball Complex, which opened in 2004.





HEAD COACH | RAEGAN PEBLEY | 8TH SEASON



Raegan Pebley is in her eighth season as TCU women's basketball head coach in 2021-22. Pebley led the Horned Frogs to four postseason appearances in her first five seasons, including WNIT Semifinals

appearances in both 2017-18 and 2018-19. The 2019-20 squad was on the way to making a postseason appearance prior to the NCAA Tournament being canceled due to the COVID-19 pandemic.

Pebley (pronounced Pee-blee) continues to lead the Frogs in an upward trend, as their 79 total wins over the past four years are ranked fourth-most among all Big 12 teams. Pebley will head into the 2021-22 season having led TCU to an overall record of 127-98 in her seven seasons in Fort Worth, while taking a combined record of 283-268 into her 19th season as a head coach.

The Horned Frogs went 10-15 overall and 4-14 in Big 12 play in what was seen as an abbreviated 2020-21 campaign. The regular season not only started a full month later than normal, but the non-conference slate was scaled down to just six scheduled games - five to six contests short of a normal schedule. The Frogs would end up only playing five non-conference games, as its lone non-conference road game at Missouri was canceled due to COVID-19 protocols. TCU would win all five non-conference home games though, thus extending its home winning streak against non-con foes to 29 straight games.

TCU's Lauren Heard would go onto earn postseason honors, being named All-Big 12 First Team and to the Big 12 All-Defensive Team. Heard became the first Horned Frog to earn back-to-back all-conference first team honors since Zahna Medley was tabbed first team for three consecutive seasons from 2014-16.

The 2019-20 campaign saw the Frogs register a 22-7 overall record and a 13-5 mark in Big 12 play. It marked Pebley's third-consecutive 20-win season, while the 13 Big 12 wins rank most in school history. It also matches the most conference wins for TCU in any league (2000-01, WAC; 2007-08 and 2010-11, MWC). TCU would go onto finish second-place in the Big 12 standings - the highest finish for the Frogs since joining the league in 2012-13.

TCU registered a 24-11 record in 2018-19, coming up just one-win shy of the school's single-season record of 25 victories (2000-01, 2003-04). TCU would, however, set a new program record with 17 home victories in 2018-19. The 2019-20 campaign saw TCU set a new program record with 13 Big 12 Conference victories. The Horned Frogs also

managed to register its most road wins in the Pebley era, notching nine victories on the road in 2019-20.

TCU collected its first national ranking in 10 years during the 2017-18 campaign, as well, coming in as high as No. 22. The Frogs then made its way back into the WBCA Top-25 rankings during the 2019-20 season, coming in at No. 25, the week of Feb. 25.

TCU ranked among the Big 12's top teams in 2019-20, ranking first in free throw attempts (621), third in free throws made (417), second in steals (274), first in steals per game (9.4), second in opponent three-point percentage (.273), and first in forced turnovers (18.62). Three different Horned Frogs would go onto earn All-Big 12 honors, giving TCU at least two players on the All-Big 12 team in four of its first six seasons as a member of the Big 12 Conference.

Heard became what was then just the third Horned Frog in program history to be named to the All-Big 12 First Team, joining Medley (2014, 2015, 2016) and Jordan Moore (2019). Kianna Ray would earn second team honors and Jayde Woods was named honorable mention. TCU has had a total of 17 All-Big 12 performers over the past seven seasons under Pebley, including six first team accolades, three second team honors and eight honorable mention selections.

The 2019-20 campaign also saw Pebley record her 100th victory on the sidelines at TCU. She is just the second coach in school history to boast at least 100 victories at the helm of the Horned Frogs basketball program.

The Frogs went on a tear in the postseason for a second-consecutive year in 2018-19, winning four games in the WNIT before falling on the road to eventual champion Arizona in the semifinals. Pebley's squad dominated the early rounds of the tournament, winning its first four games by an average of 17 points, including three victories at home and an impressive road win at Arkansas.

TCU finished among the top-three teams in the Big 12 in several statistical categories in 2018-19, including scoring defense, blocked shots, assists, turnover margin and steals. The Frogs finished eighth in the NCAA in both total blocked shots (189) and blocked shots per game (5.4) and led the Big 12 in total steals (331), steals per game (9.5) and turnovers forced per game (17.34).

The 2018-19 season was a continuation of a successful climb for TCU under Pebley. The Frogs won 18 games in each of her first two seasons with a WNIT Second Round appearance in 2014-15 followed by appearances in the WNIT Third Round and Semifinals in 2015-16 and 2017-18, respectively. TCU's WNIT victory in 2015 was its first postseason win in seven years.

PEPLEY'S TIMELINE

1997-99:	George Mason	Assistant Coach
1999-2001:	Colorado St.	Assistant Coach
2002-12:	Utah State	Head Coach
2012-14:	Fresno State	Head Coach
2014-present:	TCU	Head Coach

COACHING HIGHLIGHTS

HONORS (AT TCU)

- ▶ Four WNIT appearances
- ▶ 11 postseason wins
- ▶ 15 All-Big 12 selections
- ▶ Big 12 Defensive Player of the Year
- ▶ Big 12 Sixth Man of the Year
- ▶ 31 Academic All-Big 12 selections

HONORS (PRIOR TO TCU)

- ▶ Seven NCAA Tournaments (two as head coach, one as assistant coach, four as player)
- ▶ 12 overall postseason appearances (NCAA and WNIT)
- ▶ WBCA National Coach of the Year Finalist (2001)
- ▶ WAC Coach of the Year (2001)
- ▶ Rebuilt Utah State program that was reinstated in 2003 after 25-year hiatus

PLAYING HIGHLIGHTS

- ▶ 106-24 record, four NCAA Tournament appearances in four seasons at Colorado
- ▶ Elite Eight appearance as sophomore
- ▶ Two Sweet Sixteen appearances
- ▶ Finished all four seasons ranked in Associated Press Top 25; two AP top-five finishes
- ▶ 1,045 career points, 701 career rebounds
- ▶ Two-time all-conference, including second-team All-Big 12 in 1997
- ▶ 21st overall selection in 1997 WNBA Draft (Utah Starzz)
- ▶ Played in WNBA's first two seasons (Utah Starzz, Cleveland Rockers)

COACHING RECORD

YEAR	SCHOOL	OV	CON	FIN
2003-04	Utah State	5-22	5-13	T-8th
2004-05	Utah State	14-14	9-9	6th
2005-06	Utah State	3-24	2-14	9th
2006-07	Utah State	11-18	7-9	6th
2007-08	Utah State	9-20	5-11	7th
2008-09	Utah State	16-15	9-7	T-5th
2009-10	Utah State	13-17	5-11	7th
2010-11	Utah State	18-15	10-6	3rd
2011-12	Utah State	21-10	11-3	2nd
2012-13	Fresno State	24-9	13-3	2nd
2013-14	Fresno State	22-11	13-5	2nd
2014-15	TCU	18-14	9-9	T-3rd
2015-16	TCU	18-15	8-10	T-6th
2016-17	TCU	12-18	4-14	9th
2017-18	TCU	23-13	9-9	5th
2018-19	TCU	24-11	10-8	6th
2019-20	TCU	22-7	13-5	2nd
2020-21	TCU	10-15	4-14	8th
2021-22	TCU	6-19	2-14	--

SCHOOL	YEARS	OVERALL	CONF
Utah State	9	110-155	63-94
Fresno State	2	46-20	26-8
TCU	8	133-112	59-83
	19	289-287	148-185





During the 2017-18 campaign, the Frogs earned their first national ranking since 2010, claiming a spot in the top-25 for three weeks. The ranking came in the midst of a seven-game Big 12 winning streak, the Frogs' best conference winning streak since 2008. During the streak, the Frogs beat No. 7 Texas then knocked off No. 15 West Virginia on the road, marking just the second time in program history TCU won back-to-back games against ranked teams.

The Frogs went on to finish 9-9 in the Big 12 in 2017-18, capping the regular season with a win over Oklahoma in the Big 12 Championship quarterfinal and advancing to the first semifinal since the Frogs joined the Big 12.

TCU then played in its third WNIT under Pebley and made a deep run in the tournament, advancing to the semifinal where the Frogs fell on the road to eventual champion Indiana. Along the way, TCU won four games in the tournament, including a pair of road wins, pushing TCU's total to 10 wins away from home in 2017-18, the program's most since 2004-05.

In 2017-18, TCU was the only Big 12 team to finish in the Big 12's top three in field goal, 3-point and free throw percentage. The Frogs averaged 74.8 points and 16.5 assists per game, both the second best in program history, and posted a program-best 1.1 assist-turnover ratio.

Individually, numerous players have flourished in Pebley's system, perhaps none more than TCU's all-time leading scorer, Medley who earned three All-Big 12 First Team honors in her career - two under Pebley - and was the first three-time all-conference first team selection in program history.

Medley finished her career with TCU bests of 1,975 career points, a 15.6 points per game scoring average and 316 made 3-pointers. She finished second in TCU history with 633 made field goals and 510 assists.

Moore's progression throughout her TCU career is indicative of Pebley's teaching ability. The Round Rock, Texas, native finished her career as TCU's all-time leader in field goal percentage, shooting 54.7 percent in her four years in Fort Worth, as well as the single-season leader after shooting 59.0 percent in her senior campaign. She also finished seventh in the TCU record book with 1,514 points, second with 892 rebounds and third with 243 blocks.

Additionally, the Frogs have won both of their Big 12 individual awards under Pebley, most recently with Okonkwo earning the Sixth Man Award in 2017-18. Chelsea Prince was named the Big 12 Defensive Player of the Year in 2014-15, marking the fourth-straight such selection under Pebley.

Off the court, the Frogs have seen incredible success under Pebley. In her seven seasons, TCU student-athletes have

earned 31 Academic All-Big 12 honors, that after earning just four in the two years prior to Pebley's arrival.

Included in the 31 selections is a record four first-team selections in 2019-20. Jada Butts was one of the 2016-17 first team selections and became the first Frog to earn Academic All-Big 12 honors in four straight years, while Ray followed in her footsteps, taking home all-academic honors from 2016-20.

Pebley has not only served TCU, but also the women's basketball community as a whole. She is a member of the Kay Yow Cancer Fund Board of Directors, helping guide the Fund's mission to extend and improve the lives of all women battling cancer by raising money for research and assisting the under-served.

She is also a member of the Women's Basketball Coaches Association (WBCA) Board of Directors, helping the Association's mission to improve and advance the game of women's basketball.

TCU officially announced the hiring of Pebley as the program's seventh head coach on April 1, 2014.

Pebley arrived at TCU after spending the previous two seasons at Fresno State where she led the Bulldogs to Mountain West tournament titles and berths into the NCAA Tournament in each of her two seasons. Fresno State compiled a 46-20 (.697) overall record under the direction of Pebley, including a 26-8 (.765) mark in league play, while four Bulldogs earned All-Mountain West honors, including back-to-back Defensive Player of the Year selections.

Pebley's Fresno State squads featured one of the top defensive units in the country, as the 2012-13 Bulldogs ranked third in the NCAA in steals with 12.9 per game, doing so while only fouling 12.1 times per game to rank No. 7 nationally for the fewest fouls committed per game. The Bulldogs allowed a paltry 62.4 points per contest in the two seasons under Pebley.

The Drem, Utah, native faced a tall task in her first head coaching position, starting the Utah State women's basketball program after its reinstatement in 2003 following a 25-year hiatus. Pebley led the Aggies for nine seasons, building the program from scratch into back-to-back WNIT berths, marking the first postseason appearances in school history.

Pebley garnered WAC Coach of the Year accolades for the 2010-11 season after the Aggies advanced to their first WNIT, where they toppled Arizona, and was a WBCA National Coach of the Year finalist in 2012 after Utah State registered its first-ever 20-win season and returned to the WNIT.

In her nine seasons at Utah State, 12 Aggies earned all-conference honors, including Ashlee Brown, who was named the WAC Defensive Player of the Year in

2012, the first of four straight student-athletes to earn the league's top defensive awards under Pebley. Before taking over the Utah State program, Pebley served as an assistant coach at George Mason from 1997-99 under Jim Lewis and Debbie Taneyhill and at Colorado State from 1999-01 under Tom Collen.

At CSU, the Rams went 48-17 in her two seasons with the team reaching the second round of the NCAA Tournament in 2001 and the semifinals of the WNIT in 2000.


A standout at the University of Colorado, Pebley was selected with the 21st overall pick of the inaugural WNBA Draft in 1997, where she played two seasons with the Cleveland Rockers and Utah Starzz. She has since returned to a role within the league as she regularly serves as the color analyst on television broadcasts for the Dallas Wings.

During her collegiate career at Colorado, Pebley helped lead the Buffs to a 106-24 overall record and four conference championships, including winning the inaugural Big 12 tournament title in 1997. In her career, Pebley earned all-conference accolades twice, including a second team All-Big 12 selection in 1997. She is the first former All-Big 12 selection to return to coach in the league.

CU made two Sweet 16 appearances during her career, including a trip to the Elite Eight during her sophomore season, as the Buffs won a school-record 30 games (30-3 overall). Colorado won 25-straight games that season and finished the year ranked No. 2 in the final AP poll.

Pebley, whose maiden name is Scott, was one of nine players in CU history to score over 1,000 career points (1,045) and collect over 700 rebounds (701). Pebley played under legendary head coach Ceal Barry who was a 2018 inductee into the Women's Basketball Hall of Fame.

Pebley and her husband, Keith, have one son, Joseph, and one daughter, Harper.



**PEBLEY vs. OPPONENTS****BIG 12 CONFERENCE TEAMS**

Baylor	0-18
Iowa State	8-9
Kansas	13-5
Kansas State	8-7
Oklahoma	7-10
Oklahoma State	7-9
Texas	3-15
Texas Tech	10-6
West Virginia	5-11

NON-CONFERENCE TEAMS

Air Force	5-1
Alabama	1-0
Alcorn State	2-0
American	0-1
Arizona	2-1
Arkansas	1-0
Army	2-0
Asbury	1-0
Auburn	1-0
Boise State	13-9
Bowling Green	0-1
Butler	1-1
BYU	0-7
Cal Maritime	1-0
Cal Poly	3-1
Cal State Bakersfield	1-0
Cal State Fullerton	2-3
Cal State Northridge	4-1
California	0-1
California Baptist	0-1
Central Arkansas	1-0
Cincinnati	1-0
Colgate	1-0
Colorado	0-1
Colorado State	4-2
Cornell	1-0
Davidson	0-0
Dixie State	0-1
Duquesne	1-0
Eastern Michigan	1-0
Eastern Washington	2-0
Florida	0-1
Fresno State	2-14
Georgia	0-1
Grambling	2-0
Hampton	1-0
Hawaii	6-8
Houston Baptist	2-0
Idaho	11-10
Idaho State	2-7
Illinois	0-1
Incarnate Word	2-0
Indiana	0-1
IPFW	0-1
Lamar	2-0
Liberty	1-0



Long Beach State	1-4
Louisiana Tech	2-14
LSU	0-1
Massachusetts	0-1
McNeese	1-0
Middle Tennessee State	1-1
Mississippi Valley State	1-0
Missouri State	2-0
Monmouth	0-1
Montana	0-4
Montana State	2-4
Montana State Northern	1-0
Montana Western	1-0
Nevada	11-10
New Mexico	4-0
New Mexico State	9-6
New Orleans	1-0
Nebraska	0-1
Nicholls State	1-0
Notre Dame	0-2
North Carolina	0-1
North Dakota State	1-1
Northern Arizona	4-0
Northern Colorado	0-2
Northwestern State	1-0
Ohio	1-0
Ole Miss	1-0
Oral Roberts	2-0
Oregon	0-1
Pacific	2-5
Pepperdine	0-1
Portland	3-3
Portland State	0-2
Prairie View A&M	3-0
Robert Morris	1-0
Saint Louis	0-2
Saint Mary's (Calif.)	3-0
Sam Houston State	4-0
San Diego	0-1

San Diego Christian	1-0
San Diego State	4-2
San Francisco	2-2
San Jose State	12-4
Santa Clara	1-1
Seton Hall	0-1
South Dakota	1-0
Stephen F. Austin	2-0
SMU	6-1
South Dakota State	1-1
Southeastern Louisiana	2-0
Southern	1-0
Southern Miss	0-1
Southern Utah	6-1
Stanford	0-2
Texas A&M	1-6
Texas Southern	2-0
Texas State	3-0
Tulane	0-1
UC Irvine	4-3
UC Merced	1-0
UC Riverside	3-2
UC Santa Barbara	0-4
ULM	1-0
UNLV	6-1
USC	1-1
UT Arlington	2-0
Utah	1-3
Utah State	1-0
Utah Valley	5-3
UTEP	0-1
UTRGV	2-0
Washington State	1-1
Weber State	4-4
Western Michigan	0-1
Wyoming	3-5
Yale	0-1





TCU RECORD BREAKDOWN

	2021-22 RECORD	PEBLEY ERA
Overall	6-19	133-112
Big 12	2-14	59-83
Home	5-9	97-41
Away	1-9	32-62
Neutral	0-1	5-9
vs Top 25	1-9	9-54
vs Top 10	0-3	1-26
Overtime games	0-1	2-3
November	2-3	36-10
December	2-1	29-14
January	2-7	31-37
February	0-8	23-37
March	0-0	17-14
April	0-0	0-1

SCORING

TCU leads after 1st quarter	4-1	77-24*
Opp. leads after 1st quarter	2-18	34-69*
Tied after 1st quarter	0-0	4-5*
TCU leads at halftime	4-0	106-16
Opp. leads at halftime	2-19	25-90
Tied at halftime	0-0	2-6
TCU leads after 3rd quarter	5-0	96-11*
Opp. leads after 3rd quarter	0-19	17-86*
Tied after 3rd quarter	1-0	2-1*
TCU scores less than 60	2-12	10-41
TCU scores 60-69	1-2	25-31
TCU scores 70-79	2-5	51-35
TCU scores 80+	1-0	47-5
Opp. scores less than 60	3-0	59-3
Opp. scores 60-69	2-4	46-17
Opp. scores 70-79	1-9	25-45
Opp. scores 80+	0-6	4-47
Games decided 6 points/less	3-1	35-24

REBOUNDING

TCU out-rebounds opponent	4-1	87-11
Opp. has equal/more rebounds	2-18	46-101

FIELD GOALS

TCU has higher FG%	4-1	101-14
TCU has equal/lower FG%	2-18	32-98
TCU shoots higher than 40%	2-2	102-33
TCU shoots lower than 40%	4-17	31-79
Opp. shoots higher than 40%	2-16	48-100
Opp. shoots lower than 40%	4-3	85-12

THREE-POINT FIELD GOALS

TCU makes 7/more 3-pointers	2-5	81-49
TCU makes 6/less 3-pointers	4-14	52-63
TCU has higher 3PT FG%	3-6	95-32
TCU has lower 3PT FG%	3-13	38-80

FREE THROWS

TCU attempts more FT's	5-7	95-35
TCU attempts equal/fewer FT's	1-12	38-77

* - Does not include 2014-15 season when only halves were played

TCU PERFORMANCE LIST

SCORING LEADER	21-22	CAREER
Lauren Heard	15	55
Okako Adika	6	15
Tavy Diggs	3	7
Michelle Berry	2	4
Yummy Morris	0	3
Kayla Mokwuah	2	2
Aja Holmes	1	2
Tara Manumaleuga	1	1

REBOUNDING LEADER	21-22	CAREER
Lauren Heard	10	41
Michelle Berry	7	24
Okako Adika	5	11
Yummy Morris	1	11
Tavy Diggs	3	5
Aahliyah Jackson	3	3
Kayla Mokwuah	2	3
Patricia Morris	1	1

ASSISTS LEADER	21-22	CAREER
Lauren Heard	20	72
Caroline Germond	0	6
Tavy Diggs	2	5
Tara Manumaleuga	4	4
Michelle Berry	2	4
Yummy Morris	3	3
Aahliyah Jackson	1	1
Okako Adika	1	1

10+ POINTS	21-22	CAREER
Lauren Heard	22	85
Okako Adika	10	26
Kayla Mokwuah	6	26
Tavy Diggs	7	17
Michelle Berry	4	17
Yummy Morris	4	16
Aja Holmes	3	7
Aahliyah Jackson	1	6
Caroline Germond	0	1
Patricia Morris	0	1

15+ POINTS	21-22	CAREER
Lauren Heard	14	57
Okako Adika	6	14
Tavy Diggs	3	10
Yummy Morris	1	6
Kayla Mokwuah	1	5
Michelle Berry	0	3
Aja Holmes	1	2

20+ POINTS	21-22	CAREER
Lauren Heard	6	35
Okako Adika	2	3
Tavy Diggs	1	3
Aja Holmes	1	2
Yummy Morris	0	2
Kayla Mokwuah	1	1

30+ POINTS	21-22	CAREER
Lauren Heard	1	5

3+ 3-POINTERS	21-22	CAREER
Lauren Heard	1	13
Okako Adika	5	11
Aja Holmes	4	10
Michelle Berry	2	8
Aahliyah Jackson	0	4

10+ REBOUNDS	21-22	CAREER
Lauren Heard	3	13
Michelle Berry	0	7
Tavy Diggs	2	2
Okako Adika	1	2

15+ REBOUNDS	21-22	CAREER
Lauren Heard	0	1

5+ ASSISTS	21-22	CAREER
Lauren Heard	9	43
Caroline Germond	0	4
Michelle Berry	0	2
Tavy Diggs	1	1
Tara Manumaleuga	1	1
Okako Adika	0	1

3+ STEALS	21-22	CAREER
Lauren Heard	3	34
Michelle Berry	2	6
Aahliyah Jackson	1	4
Caroline Germond	1	3
Tara Manumaleuga	2	2
Tavy Diggs	2	2
Okako Adika	1	1
Kayla Mokwuah	1	1
Yummy Morris	0	1
Okako Adika	0	1

3+ BLOCKS	21-22	CAREER
Yummy Morris	0	9
Kayla Mokwuah	1	2

DOUBLE-DOUBLES	21-22	CAREER
Lauren Heard	3	12
Michelle Berry	0	4
Tavy Diggs	2	2
Okako Adika	1	2





TCU 2021-22 HIGHS/LOWS

MOST 1ST QUARTER POINTS

TCU 23	vs Cal Baptist	11/27/21
OPP 26	Oklahoma	02/23/22

FEWEST 1ST QUARTER POINTS

TCU 1	at West Virginia	01/25/22
OPP 8	Texas Tech	01/19/22

MOST 2ND QUARTER POINTS

TCU 26	Houston Baptist	11/09/21
OPP 25 (3x)	last, at Texas	02/26/22

FEWEST 2ND QUARTER POINTS

TCU 5	SMU	01/02/22
OPP 8	Southeastern La.	12/01/21

MOST FIRST HALF POINTS

TCU 42	Texas A&M	12/12/21
OPP 51	Oklahoma	02/23/22

FEWEST FIRST HALF POINTS

TCU 18	at Iowa State	01/08/22
OPP 21	Southeastern La.	12/01/21

MOST 3RD QUARTER POINTS

TCU 24	Oklahoma State	01/12/22
OPP 28	North Carolina	11/21/21

FEWEST 3RD QUARTER POINTS

TCU 9	Florida	12/05/21
OPP 10 (2x)	last, Florida	12/05/21

MOST 4TH QUARTER POINTS

TCU 26	Texas A&M	12/12/21
OPP 32	Texas A&M	12/12/21

FEWEST 4TH QUARTER POINTS

TCU 6 (2x)	last, at Texas	02/26/22
OPP 10 (2x)	last, Texas	01/22/22

MOST POINTS IN A GAME

TCU 87	Texas A&M	12/12/21
OPP 100	at Oklahoma	01/15/22

FEWEST POINTS IN A GAME

TCU 42	at Texas	02/26/22
OPP 46	Southeastern La.	12/01/21

BIGGEST WIN MARGIN

TCU 30	Houston Baptist	11/09/21
OPP 35 (2x)	last, at Texas	02/26/22

CLOSEST WIN MARGIN

TCU 1 (2x)	last, Texas Tech	01/19/22
OPP 6	Kansas	01/10/22

SPECIALTY STATISTICS COMPARISON (TCU-OPP)

OPPONENT	OFF T/O	IN PAINT	2ND-CHANCE	FB	BENCH
HOUSTON BAPTIST	18-6	38-22	16-9	18-12	39-18
AT TULANE	14-12	32-30	12-15	10-10	46-10
NORTH CAROLINA	10-11	24-22	1-19	4-9	28-16
AT ST. MARY'S	24-4	30-26	12-7	18-13	16-28
VS CAL BAPTIST	13-10	34-36	12-6	14-9	31-18
SOUTHEASTERN LA.	10-12	18-26	7-3	5-4	15-0
FLORIDA	12-19	30-20	5-6	2-16	18-20
TEXAS A&M	20-24	34-40	16-6	8-14	34-35
SMU	7-12	24-34	4-14	7-21	25-8
AT IOWA STATE	6-17	26-24	9-7	2-5	30-13
KANSAS	18-23	30-40	12-13	19-20	10-29
OKLAHOMA STATE	12-14	34-24	6-1	11-19	9-12
AT OKLAHOMA	12-22	40-44	11-10	12-22	16-32
TEXAS TECH	9-12	22-28	0-6	8-2	10-9
TEXAS	5-15	18-34	9-10	7-8	10-31
AT WEST VIRGINIA	18-24	16-28	7-13	1-7	15-28
AT KANSAS STATE	15-21	22-20	6-4	0-10	21-8
WEST VIRGINIA	12-18	20-30	10-5	7-19	21-11
AT KANSAS	12-10	26-36	4-14	15-10	15-29
AT OKLAHOMA STATE	14-23	24-26	3-3	2-13	18-16
IOWA STATE	17-9	30-22	8-9	0-0	19-7
AT BAYLOR	3-22	16-48	3-8	3-14	18-5
BAYLOR	4-18	18-28	11-15	2-8	13-13
OKLAHOMA	13-23	30-30	2-9	3-30	20-50
AT TEXAS	4-38	18-38	7-15	7-8	7-29
AT TEXAS TECH					
KANSAS STATE					

TCU STARTERS

OPPONENT	G	G	G/F	F	F/C	RECORD
HOUSTON BAPTIST	HEARD	JACKSON	OKAKO	BERRY	P. MORRIS	1-0
AT TULANE	HEARD	JACKSON	OKAKO	BERRY	P. MORRIS	1-1
NORTH CAROLINA	HEARD	JACKSON	DIGGS	MANUMALEUGA	P. MORRIS	0-1
AT ST. MARY'S	HEARD	JACKSON	OKAKO	BERRY	P. MORRIS	2-1
VS CAL BAPTIST	HEARD	JACKSON	OKAKO	BERRY	P. MORRIS	2-2
SOUTHEASTERN LA.	HEARD	JACKSON	OKAKO	BERRY	P. MORRIS	3-2
FLORIDA	HEARD	JACKSON	OKAKO	BERRY	P. MORRIS	3-3
TEXAS A&M	HEARD	JACKSON	OKAKO	BERRY	P. MORRIS	4-3
SMU	HEARD	JACKSON	OKAKO	HOLMES	P. MORRIS	0-1
AT IOWA STATE	HEARD	JACKSON	OKAKO	BERRY	P. MORRIS	4-4
KANSAS	HEARD	DIGGS	OKAKO	HOLMES	Y. MORRIS	0-1
OKLAHOMA STATE	HEARD	DIGGS	OKAKO	HOLMES	Y. MORRIS	1-1
AT OKLAHOMA	HEARD	DIGGS	OKAKO	BERRY	JACKSON	0-1
TEXAS TECH	HEARD	JACKSON	OKAKO	BERRY	Y. MORRIS	1-0
TEXAS	HEARD	JACKSON	OKAKO	BERRY	Y. MORRIS	1-1
AT WEST VIRGINIA	HEARD	JACKSON	OKAKO	BERRY	Y. MORRIS	1-2
AT KANSAS STATE	HEARD	JACKSON	OKAKO	BERRY	Y. MORRIS	1-3
WEST VIRGINIA	HEARD	JACKSON	OKAKO	BERRY	Y. MORRIS	1-4
AT KANSAS	HEARD	MANUMALEUGA	OKAKO	BERRY	MOKWUAH	0-1
AT OKLAHOMA STATE	HEARD	MANUMALEUGA	OKAKO	BERRY	MOKWUAH	0-2
IOWA STATE	HEARD	MANUMALEUGA	OKAKO	BERRY	MOKWUAH	0-3
AT BAYLOR	HEARD	MANUMALEUGA	OKAKO	BERRY	MOKWUAH	0-4
BAYLOR	HEARD	MANUMALEUGA	OKAKO	BERRY	MOKWUAH	0-5
OKLAHOMA	HEARD	MANUMALEUGA	OKAKO	BERRY	MOKWUAH	0-6
AT TEXAS	HEARD	MANUMALEUGA	OKAKO	JACKSON	MOKWUAH	0-1
AT TEXAS TECH						
KANSAS STATE						





THE LAST TIME

... A TCU TEAM

Scored 100+ points	W, 112-62 vs. Southeastern La. (12/10/17)
Scored 100+ points in non-overtime game	W, 112-62 vs. Southeastern La. (12/10/17)
Scored 100+ points in a conference game	W, 100-96 (4OT) at Utah (2/10/10)
Scored 100+ points in a Big 12 game	None
Scored 90+ points	W, 96-71, vs. Oklahoma (03/04/20)
Scored 90+ points in a conference game	W, 96-71, vs. Oklahoma (03/04/20)
Played an overtime game	L, 78-88 (2OT), at Tulane (11/17/21)
Won an overtime game	W, 81-78 (OT), vs Kansas (01/17/21)
Played a two overtime game	L, 78-88 (2OT), at Tulane (11/17/21)
Played a three overtime game	L, 111-121 (3OT), vs Hardin-Simmons (11/28/81)
Played a four overtime game	W, 100-96 (4OT), at Utah (02/10/10)
Played consecutive overtime games	None
Held a team to 40 points or less	W, 49-37, vs. Oklahoma State (02/23/20)
Held a team to 20 points or less in a half	14 (1st Half), vs. Oral Roberts (12/22/20)
Shot 60+ percent FG	60.8 (31-51), vs Lamar (03/15/18)
Shot 60+ percent FG in a half	60.0 (21-35) 1st Half, at Kansas (02/08/20)
Held a team to 20 percent FG	15.7 (8-of-51), vs Sam Houston State (11/15/16)
Held a team to 20 percent FG in a half	18.5 (5-of-27) (1st Half), vs Oral Roberts (12/22/20)
Made 10+ 3-pointers	10, vs Southeastern Louisiana (12/01/21)
Made 15+ 3-pointers	18, vs Southeastern La. (12/10/17)
Did not make a 3-pointer	(0-of-9), vs UTRGV (01/05/12)
	Active streak of 322 games with a 3-pointer
Held a team to zero 3-pointers	(0-of-1), at LSU (12/04/16)
Shot 90 percent FT (min. 10 att.)	90.9% (10-of-11), vs Kansas (01/10/22)
Attempted 35+ free throws	39, vs Oklahoma (03/03/18)
Made 30+ free throws	32, vs Oklahoma (03/03/18)
Had 30+ assists	33, vs. Southeastern La. (12/10/17)
Had 25+ assists	29, vs. Oklahoma (03/04/20)
Forced 30+ turnovers	30, vs Alcorn State (12/29/18)
Forced 25+ turnovers	28, vs Kansas State (02/01/20)
Had 20+ steals	21, vs Incarnate Word (11/25/20)
Had 15+ steals	21, vs Incarnate Word (11/25/20)
Had 15+ blocks	19, vs UAB (01/16/05)*
	*NCAA Record
Had 10+ blocks	11, vs. Oral Roberts (12/22/20)
Overcame a 10-point deficit to win	vs Oklahoma State (01/12/22)
	Trailed by 14, 41-27, with 8:33 left in 3Q, won 64-63
Overcame a 15-point deficit to win	at Texas Tech (02/06/19)
	Trailed by 15, 50-35, with 4:29 left in 3Q, won 70-63
Overcame a 20-point deficit to win	vs Iowa State (10/07/15)
	Trailed by 24, 51-27, with 16:21 left in second half, won 86-84
Had six players score in double figures	vs Texas Tech (01/07/18)
	Jordan Moore (18), Amy Okonkwo (17), Kianna Ray (13), Toree Thompson (13), Lauren Heard (12), Amber Ramirez (10)
Had five players score in double figures	vs. Kansas (01/17/21)
	Lauren Heard (19), Yummy Morris (16), Aahliyah Jackson (13), Michelle Berry (10), Tavy Diggs (10)
Had two players score 20+ points	vs Oklahoma State (01/12/22)
	Lauren Heard (20), Tavy Diggs (20)
Had three players score 20+ points	vs Stephen F. Austin (03/19/15)
	Jada Butts (21), Veja Hamilton (21), Chelsea Prince (20)
Had two players record double-doubles	vs Texas Tech (01/23/21)
	Lauren Heard (23 pts, 11 reb), Michelle Berry (14 pts, 13 reb)
Beat a ranked team	W, 87-75, vs. Texas A&M (12/12/21)
Beat a top-10 team	W, 79-77, vs #7 Texas (01/10/18)
Beat a top-5 team	W, 82-73, at #3 California (12/07/08)
Beat a ranked team on the road	W, 65-63, at #25 Texas (01/03/20)
Won consecutive games against ranked teams	W, 76-74 (OT), at #15 West Virginia (1/13/18), W, 79-77, vs #7 Texas (01/10/18)
Was ranked in AP Poll	No. 25 (02/24/20)
Was ranked in Coaches Poll	No. 25 (02/24/20)
Highest AP Poll ranking	13th (02/23/04)
Highest Coaches Poll ranking	15th (03/01/04)
Received votes in AP Poll	Received (2) votes (01/25/21)
Received votes in Coaches Poll	Received (7) votes (03/02/20)





THE LAST TIME

... A TCU PLAYER

Scored 40+ points	43, Emily Carter vs SMU (11/17/10)
Scored 30+ points	33, Lauren Heard vs Texas A&M (12/12/21)
Scored 20+ points	22, Kayla Mokwuah vs Oklahoma (02/23/22)
Scored 20+ points in half	21 (2nd half), 27 (total), Okako Adika vs Kansas (01/10/22)
Scored 10+ points in 10 or more consecutive games	10, Lauren Heardat Oklahoma State (01/09/21) thru at West Virginia (02/20/21)
Scored 10+ points in 15 or more consecutive games	21, Lauren Heardat SMU (11/20/19) thru at Kansas State (02/19/20)
Scored 20+ points in consecutive games	2, Lauren Heard35, at Kansas State (03/01/21) thru 31, at Oklahoma (03/04/21)
Scored 20+ points in three or more consecutive games	3, Lauren Heard27, vs Kansas State (02/10/21) thru 38, at West Virginia (02/20/21)
Scored 20+ points in five or more consecutive games	5, Sandora Irvinvs Oklahoma (12/09/04) thru vs Grambling (12/29/04)
Made 10+ field goals	11, Kayla Mokwuah vs Oklahoma (02/23/22)
Shot 100% FG (min. 5 att.)	5-of-5, Aahlyyah Jackson vs Central Arkansas (11/28/20)
Made 8+ 3-pointers	11, Amber Ramirez vs Southeastern Louisiana (12/10/17)
Made 5+ 3-pointers	6, Okako Adika vs. Kansas (01/10/22)
Made 15+ free throws	18, Lauren Heard vs Texas A&M (12/12/21)
Made 10+ free throws	18, Lauren Heard vs Texas A&M (12/12/21)
Had 20+ rebounds	21, Sandora Irvin vs USF (02/09/11)
Had 15+ rebounds	15, Lauren Heard vs. Oklahoma State (02/23/20)
Had a double-double	Lauren Heard [22 points, 10 rebounds] vs West Virginia (02/02/22)
Had consecutive double-doubles	3, Amy Okonkwo36 pts, 14 reb at Arkansas (3/28/19) thru (22 pts, 11 reb) at Arizona (04/03/19)
Had double-double in three or more consecutive games	3, Amy Okonkwo36 pts, 14 reb at Arkansas (3/28/19) thru (22 pts, 11 reb) at Arizona (04/03/19)
Had double-double in four or more consecutive games	4, Sandora Irvinat Utah (12/19/04) thru vs UT Arlington (01/02/05)
Had double-double in five or more consecutive games	15, Sandora Irvinvs Cincinnati (1/25/04) thru vs Georgia (03/22/04)
Had a triple-double	Helena Sverrisdottir [16 points, 11 assists, 10 rebounds] vs Oral Roberts (03/17/11)(Three in TCU history)
Had 13+ assists	13, Zahna Medley vs Oklahoma (01/09/13)
Had 10+ assists	10, Kianna Ray vs Duquesne (11/06/18)
Had 10+ steals	11, Lauren Heard at Oklahoma (03/04/21)
Had 7+ steals	11, Lauren Heard at Oklahoma (03/04/21)
Had 5+ steals	6, Tavy Diggs vs Oklahoma State (01/12/22)
Had 10+ blocks	10, Latrica Lovings vs Stephen F. Austin (12/04/13)
Had 5+ blocks	5, Jordan Moore vs Kansas State (02/23/19)
Played every minute in a game	Lauren Heard (40:00), at Iowa State (02/13/21)
Played more than 40 min.	Lauren Heard (41:52), at Kansas State (03/01/21)





**CAROLINE
GERMOND**

5-7 | G | SR.

ANGERS, FRANCE | SOUTH PLAINS COLLEGE

0



CAROLINE GERMOND'S 2021-22 GAME-BY-GAME STATISTICS

DATE	OPPONENT	GS	MIN	FG	%	3FG	%	FT	%	O	D	T	AVG	PF	A	TO	B	S	PT	
11/09	Houston Baptist	-	-	-	-	-	-	-	-	DNP	-	-	-	-	-	-	-	-	-	-
11/17	at Tulane	-	-	-	-	-	-	-	-	DNP	-	-	-	-	-	-	-	-	-	-
11/21	UNC	-	-	-	-	-	-	-	-	DNP	-	-	-	-	-	-	-	-	-	-
11/26	at St. Mary's	-	-	-	-	-	-	-	-	DNP	-	-	-	-	-	-	-	-	-	-
11/27	vs. Cal Baptist	7	0-0	.000	0-0	.000	0-0	.000	0	0	0	0.0	1	0	0	0	0	0	0	0
12/01	Southeastern Louisiana	21	2-5	.400	2-5	.400	1-2	.500	0	4	4	2.0	3	1	2	0	1	7	7	7
12/05	Florida	13	0-2	.000	0-0	.000	0-0	.000	0	2	2	2.0	1	1	3	0	1	0	0	0
12/12	Texas A&M	2	0-0	.000	0-0	.000	0-0	.000	0	0	0	1.5	0	0	2	0	0	0	0	0
01/02	SMU	3	0-0	.000	0-0	.000	0-0	.000	0	0	0	1.2	0	0	0	0	0	0	0	0
01/08	at Iowa State	16	2-6	.333	2-4	.500	0-0	.000	0	3	3	1.5	4	0	0	0	1	6	6	6
01/10	Kansas	7	0-2	.000	0-1	.000	0-0	.000	0	1	1	1.4	0	2	0	0	1	0	0	0
01/12	Oklahoma State	1	0-0	.000	0-0	.000	0-0	.000	0	0	0	1.3	1	0	1	0	0	0	0	0
01/15	at Oklahoma	8	0-0	.000	0-0	.000	0-0	.000	0	0	0	1.1	1	1	0	0	0	0	0	0
01/19	Texas Tech	-	-	-	-	-	-	-	-	DNP	-	-	-	-	-	-	-	-	-	-
01/22	Texas	6	0-2	.000	0-1	.000	0-0	.000	1	0	1	1.1	1	1	1	0	0	0	0	0
01/25	at West Virginia	-	-	-	-	-	-	-	-	DNP	-	-	-	-	-	-	-	-	-	-
01/29	at Kansas State	-	-	-	-	-	-	-	-	DNP	-	-	-	-	-	-	-	-	-	-
02/02	West Virginia	9	1-1	1.000	0-0	.000	0-0	.000	0	0	0	1.0	4	0	0	0	0	0	2	2
02/05	at Kansas	4	0-0	.000	0-0	.000	0-0	.000	0	0	0	0.9	2	0	0	0	0	0	0	0
02/09	at Oklahoma State	15	0-1	.000	0-1	.000	0-0	.000	0	1	1	0.9	1	1	3	0	1	0	0	0
02/12	Iowa State	-	-	-	-	-	-	-	-	DNP	-	-	-	-	-	-	-	-	-	-
02/16	at Baylor	10	1-1	1.000	1-1	1.000	1-2	.500	0	0	0	0.9	0	1	0	0	0	0	4	4
02/19	Baylor	12	0-2	.000	0-0	.000	0-0	.000	1	0	1	0.9	1	1	0	0	0	0	0	0
02/23	Oklahoma	27	0-6	.000	0-3	.000	0-0	.000	0	3	3	1.0	3	3	2	0	3	0	0	0
02/26	at Texas	13	1-2	.500	0-1	.000	0-0	.000	0	1	1	1.0	1	0	1	0	0	0	2	2
03/02	at Texas Tech	-	-	-	-	-	-	-	-	-	-	-	-	-	-	-	-	-	-	-
03/05	Kansas State	-	-	-	-	-	-	-	-	-	-	-	-	-	-	-	-	-	-	-

CAROLINE GERMOND'S SEASON/CAREER HIGHS

POINTS																				
2021-22:	7		Southeastern Louisiana (12/01/21)																	
Career:	10		Middle Tennessee (12/13/20)																	
REBOUNDS																				
2021-22:	4		Southeastern Louisiana (12/01/21)																	
Career:	5		Texas Tech (01/23/21)																	
ASSISTS																				
2021-22:	3		Oklahoma (02/23/22)																	
Career:	8		Kansas (01/17/21)																	
BLOCKS																				
2021-22:	--																			
Career:	1 (3x)		last, Texas Tech (01/23/21)																	
STEALS																				
2021-22:	3		Oklahoma (02/23/22)																	
Career:	6		Incarnate Word (11/25/20)																	

CAROLINE GERMOND'S CAREER STATISTICS

SEASON	TEAM	GP-GS	MIN/AVG	Field Goals			3-Point		F-Throws		Rebounds				Scoring					
				FG-FGA	FG%	3FG-3FGA	3FG%	FT-FTA	FT%	OFF	DEF	TOT	AVG	PF-FO	A	TO	BLK	STL	PTS	AVG
2020-21	TCU	25-13	572/22.9	36-131	.275	13-59	.220	6-10	.600	10	41	51	2.0	64-0	78	39	3	20	91	3.6
2021-22	TCU	17-0	176/10.3	7-30	.233	5-17	.294	2-4	.500	2	15	17	1.0	24-0	12	15	0	8	21	1.2
TOTAL		42-13	748/17.8	43-161	.267	18-76	.237	8-14	.571	12	56	68	1.6	88-0	90	54	3	28	112	2.7





AAHLIYAH JACKSON

5-10 | G | GR.

FT. SMITH, ARK. | NORTHSIDE HIGH SCHOOL (TEXAS A&M)

1



AAHLIYAH JACKSON'S 2021-22 GAME-BY-GAME STATISTICS

DATE	OPPONENT	GS	MIN	FG	%	3FG	%	FT	%	O	D	T	AVG	PF	A	TO	B	S	PT
11/09	Houston Baptist	*	31	4-8	.500	2-6	.333	2-3	.667	0	6	6	6.0	1	3	1	0	2	12
11/17	at Tulane	*	32	1-2	.500	1-2	.500	0-0	.000	0	2	2	4.0	4	2	1	0	2	3
11/21	UNC	*	28	0-2	.000	0-2	.000	0-0	.000	0	5	5	4.3	2	2	1	0	0	0
11/26	at St. Mary's	*	36	3-9	.333	1-4	.250	0-0	.000	0	2	2	3.8	1	4	1	0	2	7
11/27	vs. Cal Baptist	*	35	0-3	.000	0-1	.000	0-0	.000	0	0	0	3.0	4	1	2	0	0	0
12/01	Southeastern Louisiana	*	25	1-6	.167	1-6	.167	0-0	.000	0	1	1	2.7	1	3	0	2	0	3
12/05	Florida	*	26	1-2	.500	1-1	1.000	0-0	.000	0	4	4	2.9	2	2	2	0	3	3
12/12	Texas A&M	*	35	1-6	.167	0-3	.000	0-0	.000	2	6	8	3.5	4	3	3	0	1	2
01/02	SMU	*	21	0-0	.000	0-0	.000	0-0	.000	1	4	5	3.7	3	0	0	0	0	0
01/08	at Iowa State	*	19	0-1	.000	0-1	.000	0-0	.000	0	1	1	3.4	3	1	2	0	0	0
01/10	Kansas		27	2-6	.333	0-3	.000	0-0	.000	0	2	2	3.3	0	1	0	0	0	4
01/12	Oklahoma State		35	0-1	.000	0-1	.000	1-2	.500	0	5	5	3.4	2	2	2	1	1	1
01/15	at Oklahoma	*	30	1-4	.250	0-2	.000	3-4	.750	0	1	1	3.2	2	2	1	0	2	5
01/19	Texas Tech	*	19	1-5	.200	1-2	.500	0-0	.000	0	2	2	3.1	4	1	0	0	0	3
01/22	Texas	*	33	2-4	.500	0-2	.000	0-0	.000	0	0	0	2.9	3	2	1	0	0	4
01/25	at West Virginia	*	13	0-0	.000	0-0	.000	0-0	.000	0	1	1	2.8	2	2	0	0	0	0
01/29	at Kansas State	*	14	0-3	.000	0-2	.000	0-0	.000	0	2	2	2.8	1	1	0	1	0	0
02/02	West Virginia	*	8	0-0	.000	0-0	.000	0-0	.000	0	1	1	2.7	0	0	1	0	0	0
02/05	at Kansas		24	3-4	.750	1-1	1.000	1-1	1.000	1	1	2	2.6	3	0	1	0	2	8
02/09	at Oklahoma State		-	-	-	-	-	-	-	DNP	-	-	-	-	-	-	-	-	-
02/12	Iowa State		-	-	-	-	-	-	-	DNP	-	-	-	-	-	-	-	-	-
02/16	at Baylor		-	-	-	-	-	-	-	DNP	-	-	-	-	-	-	-	-	-
02/19	Baylor		-	-	-	-	-	-	-	DNP	-	-	-	-	-	-	-	-	-
02/23	Oklahoma		10	0-1	.000	0-1	.000	3-4	.750	0	2	2	2.6	0	1	0	0	0	3
02/26	at Texas	*	27	2-4	.500	0-0	.000	0-0	.000	2	1	3	2.6	4	0	4	0	0	4
03/02	at Texas Tech																		
03/05	Kansas State																		

AAHLIYAH JACKSON'S SEASON/CAREER HIGHS

POINTS	2021-22: 12	Houston Baptist (11/09/21)	BLOCKS	2021-22: 2	Southeastern Louisiana (12/01/21)
	Career: 13 (3x)	last, Kansas (01/17/21)		2 (3x)	last, Southeastern Louisiana (12/01/21)
REBOUNDS	2021-22: 8	Texas A&M (12/12/21)	STEALS	2021-22: 3	Florida (12/05/21)
	Career: 8 (2x)	Texas A&M (12/12/21)		3 (4x)	last, Florida (12/05/21)
ASSISTS	2021-22: 4	at St. Mary's (11/26/21)			
	Career: 4 (2x)	last, at St. Mary's (11/26/21)			

AAHLIYAH JACKSON'S CAREER STATISTICS

SEASON	TEAM	GP-GS	MIN/AVG	Field Goals		3-Point		F-Throws		Rebounds				Scoring						
				FG-FGA	FG%	3FG-3FGA	3FG%	FT-FTA	FT%	OFF	DEF	TOT	AVG	PF-FO	A	TO	BLK	STL	PTS	AVG
2016-17	TA&M	21-0	136/6.5	6-25	.240	1-9	.111	8-12	.667	8	12	20	1.0	17-0	4	5	1	4	21	1.0
2017-18	TA&M	3-0	17/5.7	2-3	.667	0-0	.000	0-0	.000	0	3	3	1.0	6-0	0	0	0	0	4	1.3
2018-19	TA&M	19-2	159/8.4	8-23	.348	0-1	.000	20-22	.909	14	22	36	1.9	19-0	8	10	2	5	36	1.9
2019-20	TA&M	22-0	120/5.5	7-15	.467	1-3	.333	3-8	.375	12	12	24	1.1	9-0	5	8	0	2	18	0.8
2020-21	TCU	24-24	671/28.0	42-139	.302	26-79	.329	23-41	.561	15	60	75	3.1	63-1	29	31	12	22	133	5.5
2021-22	TCU	21-17	522/24.9	22-71	.310	8-40	.200	10-14	.714	6	49	55	2.6	46-0	33	23	4	15	62	3.0
TOTAL FOR TCU		45-41	1193/26.5	64-210	.305	34-119	.286	33-55	.600	21	109	130	2.9	109-1	62	54	16	37	195	4.3
TOTAL		110-43	1625/14.8	87-276	.315	36-132	.273	64-97	.660	55	158	213	1.9	160-1	79	77	19	48	274	2.5





**TARA
MANUMALEUGA**

5-10 | G | JR.

QUEENSLAND, AUSTRALIA | HILLCREST CHRISTIAN COLLEGE (ARIZONA)

2



TARA MANUMALEUGA'S 2021-22 GAME-BY-GAME STATISTICS

DATE	OPPONENT	GS	MIN	FG	%	3FG	%	FT	%	O	D	T	AVG	PF	A	TO	B	S	PT
11/09	Houston Baptist		26	3-13	.231	2-10	.200	1-2	.500	1	3	4	4.0	3	1	4	0	3	9
11/17	at Tulane		5	2-3	.667	2-3	.667	0-0	.000	0	0	0	2.0	0	0	1	0	0	6
11/21	UNC	*	22	4-11	.364	1-8	.125	0-0	.000	1	2	3	2.3	2	0	1	0	0	9
11/26	at St. Mary's		11	0-4	.000	0-4	.000	0-2	.000	0	0	0	1.8	1	1	1	1	0	0
11/27	vs. Cal Baptist		2	0-1	.000	0-0	.000	0-0	.000	1	0	1	1.6	0	0	0	0	0	0
12/01	Southeastern Louisiana		3	0-1	.000	0-1	.000	0-0	.000	0	0	0	1.3	0	0	1	0	0	0
12/05	Florida		18	2-8	.250	0-3	.000	0-0	.000	0	0	0	1.1	1	1	1	0	2	4
12/12	Texas A&M		6	0-2	.000	0-1	.000	0-0	.000	0	1	1	1.1	0	0	1	0	0	0
01/02	SMU		17	1-6	.167	0-3	.000	2-2	1.000	0	4	4	1.4	1	3	4	0	2	4
01/08	at Iowa State		13	0-5	.000	0-3	.000	0-0	.000	0	1	1	1.4	1	1	1	1	0	0
01/10	Kansas		-	-	-	-	-	-	-	DNP	-	-	-	-	-	-	-	-	-
01/12	Oklahoma State		-	-	-	-	-	-	-	DNP	-	-	-	-	-	-	-	-	-
01/15	at Oklahoma		14	0-4	.000	0-3	.000	0-0	.000	0	0	0	1.3	0	1	0	0	1	0
01/19	Texas Tech		6	0-0	.000	0-0	.000	0-0	.000	0	0	0	1.2	0	1	1	0	0	0
01/22	Texas		-	-	-	-	-	-	-	DNP	-	-	-	-	-	-	-	-	-
01/25	at West Virginia		13	1-2	.500	0-1	.000	1-1	1.000	0	1	1	1.2	0	0	2	0	1	3
01/29	at Kansas State		19	1-5	.200	0-2	.000	2-2	1.000	0	0	0	1.1	0	2	2	0	0	4
02/02	West Virginia		14	1-2	.500	1-1	1.000	0-0	.000	0	0	0	1.0	1	0	0	0	0	3
02/05	at Kansas	*	29	3-8	.375	2-4	.500	0-0	.000	0	2	2	1.1	1	3	1	0	0	8
02/09	at Oklahoma State	*	28	0-4	.000	0-2	.000	1-2	.500	0	1	1	1.1	0	6	3	0	1	1
02/12	Iowa State	*	27	1-5	.200	0-2	.000	0-0	.000	0	0	0	1.0	0	2	1	1	1	2
02/16	at Baylor	*	21	0-3	.000	0-3	.000	0-0	.000	0	3	3	1.1	0	3	3	0	0	0
02/19	Baylor	*	15	0-1	.000	0-1	.000	0-0	.000	0	1	1	1.1	0	0	1	1	0	0
02/23	Oklahoma	*	23	2-7	.286	0-3	.000	1-2	.500	0	4	4	1.2	0	2	2	1	1	5
02/26	at Texas	*	17	2-5	.400	1-3	.333	2-4	.500	0	0	0	1.2	1	0	1	0	3	7
03/02	at Texas Tech																		
03/05	Kansas State																		

TARA MANUMALEUGA'S SEASON/CAREER HIGHS

POINTS																				
2021-22:	9 (2x)		last, North Carolina (11/21/21)																	
Career:	9 (4x)		last, North Carolina (11/21/21)																	
REBOUNDS																				
2021-22:	4 (3x)		last, Oklahoma (02/23/22)																	
Career:	4 (4x)		last, SMU (01/02/22)																	
ASSISTS																				
2021-22:	6		at Oklahoma State (02/09/22)																	
Career:	6		at Oklahoma State (02/09/22)																	
BLOCKS																				
2021-22:	1 (5x)		last, Oklahoma (02/23/22)																	
Career:	1 (8x)		last, Oklahoma (02/23/22)																	
STEALS																				
2021-22:	3 (2x)		last, at Texas (02/26/22)																	
Career:	3 (2x)		last, at Texas (02/26/22)																	

TARA MANUMALEUGA'S CAREER STATISTICS

				Field Goals		3-Point		F-Throws		Rebounds				Scoring						
SEASON	TEAM	GP-GS	MIN/AVG	FG-FGA	FG%	3FG-3FGA	3FG%	FT-FTA	FT%	OFF	DEF	TOT	AVG	PF-FO	A	TO	BLK	STL	PTS	AVG
2019-20	UA	17-0	94/5.6	14-33	.424	10-20	.500	2-4	.500	7	16	23	1.4	9-0	6	10	1	3	40	2.4
2020-21	UA	9-0	28/3.1	3-11	.273	3-8	.375	1-2	.500	0	1	1	0.1	0-0	2	2	2	1	10	1.1
2021-22	TCU	22-8	351/16.0	23-100	.230	9-61	.148	10-17	.588	3	23	26	1.2	12-0	27	32	5	15	65	3.0
TOTAL FOR TCU		22-8	351/16.0	23-100	.230	9-61	.148	10-17	.588	3	23	26	1.2	12-0	27	32	5	15	65	3.0
TOTAL		48-8	474/9.9	40-144	.278	22-89	.247	13-23	.565	10	40	50	1.0	21-0	35	44	8	19	115	2.4





**OKAKO "KOKO"
ADIKA**

6-0 | G/F | SR.

HOLSTEVRO, DENMARK | LEMVIG GYMNASIUM (BUTLER)

4



OKAKO ADIKA'S 2021-22 GAME-BY-GAME STATISTICS

DATE	OPPONENT	GS	MIN	FG	%	3FG	%	FT	%	O	D	T	AVG	PF	A	TO	B	S	PT
11/09	Houston Baptist	*	20	1-3	.333	0-1	.000	2-2	1.000	5	4	9	9.0	4	1	1	0	3	4
11/17	at Tulane	*	10	0-4	.000	0-3	.000	0-0	.000	1	1	2	5.5	2	2	0	0	1	0
11/21	UNC	*	12	2-4	.500	0-0	.000	0-0	.000	0	1	1	4.0	3	0	1	0	0	4
11/26	at St. Mary's	*	19	4-7	.571	1-4	.250	0-0	.000	2	2	4	4.0	3	0	0	0	2	9
11/27	vs. Cal Baptist	*	25	3-8	.375	2-4	.500	5-5	1.000	3	2	5	4.2	3	2	0	0	1	13
12/01	Southeastern Louisiana	*	32	6-10	.600	3-5	.600	0-0	.000	3	5	8	4.8	2	0	1	0	1	15
12/05	Florida	*	24	5-6	.833	1-1	1.000	0-0	.000	0	1	1	4.3	3	1	2	1	0	11
12/12	Texas A&M	*	25	4-10	.400	1-3	.333	0-0	.000	3	1	4	4.3	4	3	3	0	2	9
01/02	SMU	*	16	2-7	.286	2-4	.500	0-0	.000	1	1	2	4.0	3	3	1	0	0	6
01/08	at Iowa State	*	19	2-10	.200	1-5	.200	0-0	.000	2	4	6	4.2	3	1	2	0	1	5
01/10	Kansas	*	33	8-14	.571	6-12	.500	5-5	1.000	2	4	6	4.4	3	1	1	0	1	27
01/12	Oklahoma State	*	25	5-10	.500	3-6	.500	2-2	1.000	2	6	8	4.7	4	0	3	0	1	15
01/15	at Oklahoma	*	25	3-8	.375	1-4	.250	1-2	.500	5	3	8	4.9	3	0	2	0	1	8
01/19	Texas Tech	*	39	6-12	.500	2-5	.400	2-2	1.000	0	5	5	4.9	3	3	3	0	0	16
01/22	Texas	*	15	1-4	.250	1-3	.333	0-0	.000	0	3	3	4.8	5	1	5	0	0	3
01/25	at West Virginia	*	26	3-9	.333	2-6	.333	1-2	.500	0	5	5	4.8	2	0	2	0	0	9
01/29	at Kansas State	*	37	4-9	.444	2-5	.400	0-0	.000	3	8	11	5.2	4	2	0	0	2	10
02/02	West Virginia	*	23	2-8	.250	1-6	.167	2-2	1.000	1	7	8	5.3	2	1	1	1	0	7
02/05	at Kansas	*	20	1-1	1.000	0-0	.000	0-1	.000	1	3	4	5.3	3	0	0	0	0	2
02/09	at Oklahoma State	*	31	5-11	.455	3-6	.500	1-2	.500	2	2	4	5.2	0	2	2	0	1	14
02/12	Iowa State	*	38	4-15	.267	1-5	.200	2-2	1.000	1	4	5	5.2	2	2	2	0	1	11
02/16	at Baylor	*	19	3-7	.429	2-6	.333	0-0	.000	1	4	5	5.2	5	2	2	0	0	8
02/19	Baylor	*	35	7-16	.438	4-9	.444	5-6	.833	2	7	9	5.3	4	2	2	0	1	23
02/23	Oklahoma	*	29	1-5	.200	1-4	.250	2-2	1.000	1	2	3	5.3	4	3	3	1	1	5
02/26	at Texas	*	29	4-6	.667	1-2	.500	2-2	1.000	0	3	3	5.2	5	0	5	0	0	11
03/02	at Texas Tech																		
03/05	Kansas State																		

OKAKO ADIKA'S SEASON/CAREER HIGHS

POINTS	2021-22:	27	Kansas (01/10/22)	BLOCKS	2021-22:	1 (2x)	last, West Virginia (02/02/22)
	Career:	29	Providence (12/05/20)*		Career:	2 (2x)	last, at Villanova (02/16/21)*
REBOUNDS	2021-22:	11	at Kansas State (01/29/22)	STEALS	2021-22:	3	Houston Baptist (11/09/21)
	Career:	11	at Kansas State (01/29/22)		Career:	3 (2x)	last, Houston Baptist (11/09/21)
ASSISTS	2021-22:	3 (3x)	last, Texas Tech (01/19/22)	* - at Butler			
	Career:	5	Georgetown (01/13/21)*				

OKAKO ADIKA'S CAREER STATISTICS

SEASON	TEAM	GP-GS	MIN/AVG	Field Goals		3-Point		F-Throws		Rebounds				Scoring						
				FG-FGA	FG%	3FG-3FGA	3FG%	FT-FTA	FT%	OFF	DEF	TOT	AVG	PF-FO	A	TO	BLK	STL	PTS	AVG
2020-21	Butler	19-19	566/29.8	98-202	.485	33-74	.446	33-40	.825	35	73	108	5.7	50-1	22	45	8	21	262	13.8
2021-22	TCU	25-24	628/25.1	86-204	.422	41-109	.376	32-37	.865	41	88	129	5.2	79-3	32	44	3	20	245	9.8
TOTAL FOR TCU		25-24	628/25.1	86-204	.422	41-109	.376	32-37	.865	41	88	129	5.2	79-3	32	44	3	20	245	9.8
TOTAL		44-43	1195/27.1	184-406	.453	74-183	.404	65-77	.844	76	161	237	5.4	129-4	54	89	11	41	507	11.5



**YUMMY
MORRIS**

6-3 | F | SR.

NORTH LITTLE ROCK, ARK. | NORTH LITTLE ROCK HIGH SCHOOL

5**YUMMY MORRIS' 2021-22 GAME-BY-GAME STATISTICS**

DATE	OPPONENT	GS	MIN	FG	%	3FG	%	FT	%	O	D	T	AVG	PF	A	TO	B	S	PT
11/09	Houston Baptist		17	4-9	.444	0-0	.000	0-0	.000	2	4	6	6.0	2	1	0	0	0	8
11/17	at Tulane		22	3-6	.500	0-0	.000	1-2	.500	5	2	7	6.5	1	0	2	0	0	7
11/21	UNC		22	2-5	.400	0-0	.000	2-2	1.000	0	3	3	5.3	4	2	1	1	0	6
11/26	at St. Mary's		18	3-5	.600	0-0	.000	5-6	.833	3	4	7	5.8	4	3	1	1	0	11
11/27	vs. Cal Baptist		22	8-15	.533	0-0	.000	2-2	1.000	2	1	3	5.2	2	1	1	0	0	18
12/01	Southeastern Louisiana		32	3-6	.500	0-0	.000	0-2	.000	1	4	5	5.2	2	2	2	1	1	6
12/05	Florida		20	1-3	.333	0-0	.000	2-2	1.000	0	3	3	4.9	2	1	2	0	1	4
12/12	Texas A&M		14	2-4	.500	0-0	.000	1-2	.500	2	1	3	4.6	5	1	3	0	0	5
01/02	SMU		15	1-4	.250	0-0	.000	0-0	.000	0	2	2	4.3	3	2	1	1	0	2
01/08	at Iowa State		17	2-5	.400	0-0	.000	0-2	.000	3	5	8	4.7	1	0	2	1	0	4
01/10	Kansas	*	23	3-8	.375	0-0	.000	0-0	.000	3	3	6	4.8	0	5	3	0	0	6
01/12	Oklahoma State	*	14	0-2	.000	0-0	.000	0-0	.000	0	1	1	4.5	1	2	2	1	1	0
01/15	at Oklahoma		19	4-7	.571	0-0	.000	1-2	.500	1	3	4	4.5	2	3	2	1	1	9
01/19	Texas Tech	*	22	4-8	.500	0-0	.000	0-0	.000	0	3	3	4.4	2	2	2	1	1	8
01/22	Texas	*	26	5-9	.556	0-0	.000	1-2	.500	0	4	4	4.3	3	2	2	1	1	11
01/25	at West Virginia	*	25	2-5	.400	0-0	.000	0-0	.000	2	1	3	4.3	4	4	4	2	1	4
01/29	at Kansas State	*	11	0-4	.000	0-0	.000	1-2	.500	0	2	2	4.1	3	0	2	0	2	1
02/02	West Virginia	*	8	1-1	1.000	0-0	.000	0-0	.000	0	0	0	3.9	3	1	3	0	1	2
02/05	at Kansas		10	1-4	.250	0-0	.000	1-2	.500	0	3	3	3.8	1	2	3	0	0	3
02/09	at Oklahoma State		5	1-1	1.000	0-0	.000	0-0	.000	0	1	1	3.7	0	0	0	0	0	2
02/12	Iowa State		12	5-6	.833	0-0	.000	4-4	1.000	2	0	2	3.6	1	0	0	0	1	14
02/16	at Baylor		15	1-4	.250	0-0	.000	0-0	.000	1	1	2	3.5	3	2	1	0	1	2
02/19	Baylor		15	0-4	.000	0-0	.000	3-4	.750	1	3	4	3.6	1	1	2	1	0	3
02/23	Oklahoma		10	1-4	.250	0-0	.000	0-0	.000	1	2	3	3.5	0	1	2	0	1	2
02/26	at Texas		13	1-2	.500	0-0	.000	0-0	.000	0	3	3	3.5	2	1	3	0	0	2
03/02	at Texas Tech																		
03/05	Kansas State																		

YUMMY MORRIS' SEASON/CAREER HIGHS**POINTS**

2021-22:	18	vs. Cal Baptist (11/27/21)
Career:	26	Incarnate Word (11/25/20)

REBOUNDS

2021-22:	8	at Iowa State (01/08/22)
Career:	9 (2x)	last, Central Arkansas (11/28/20)

ASSISTS

2021-22:	5	Kansas (01/10/22)
Career:	5	Kansas (01/10/22)

BLOCKS

2021-22:	2	at West Virginia (01/25/22)
Career:	4 (2x)	last, Oral Roberts (12/22/20)

STEALS

2021-22:	2	at Kansas State (01/29/22)
Career:	3	Mississippi Valley State (11/11/18)

YUMMY MORRIS' CAREER STATISTICS

SEASON	TEAM	GP-GS	MIN/AVG	Field Goals		3-Point		F-Throws		Rebounds				Scoring						
				FG-FGA	FG%	3FG-3FGA	3FG%	FT-FTA	FT%	OFF	DEF	TOT	AVG	PF-FO	A	TO	BLK	STL	PTS	AVG
2018-19	TCU	25-0	170/6.8	24-51	.471	0-0	.000	30-41	.732	19	34	53	2.1	26-0	3	22	18	6	78	3.1
2019-20	TCU	29-0	257/8.9	37-86	.430	0-0	.000	14-20	.700	37	39	76	2.6	46-0	7	27	16	13	88	3.0
2020-21	TCU	25-16	481/19.2	76-150	.507	0-0	.000	34-39	.872	36	77	113	4.5	55-1	17	39	21	10	186	7.4
2021-22	TCU	25-7	426/17.0	58-131	.443	0-0	.000	24-36	.667	29	59	88	3.5	51-1	39	46	12	13	140	5.6
TOTAL		104-23	1335/12.8	195-418	.467	0-0	.000	102-136	.750	121	209	330	3.2	178-2	66	134	67	42	492	4.7





**PAIGE
BRADLEY**

5-10 | G | FR.

DALLAS, TEXAS | BISHOP LYNCH HIGH SCHOOL

10



PAIGE BRADLEY'S 2021-22 GAME-BY-GAME STATISTICS

DATE	OPPONENT	GS	MIN	FG	%	3FG	%	FT	%	O	D	T	AVG	PF	A	TO	B	S	PT
11/09	Houston Baptist	-	-	-	-	-	-	-	-	DNP	-	-	-	-	-	-	-	-	-
11/17	at Tulane	15	1-4	.250	1-2	.500	2-2	1.000	0	2	2	2.0	0	2	1	0	1	0	5
11/21	UNC	19	1-6	.167	1-5	.200	0-0	.000	0	0	0	1.0	2	0	1	0	0	0	3
11/26	at St. Mary's	8	1-3	.333	1-2	.500	0-0	.000	0	1	1	1.0	0	0	0	0	0	0	3
11/27	vs. Cal Baptist	3	0-2	.000	0-1	.000	0-0	.000	1	0	1	1.0	0	0	0	0	0	0	0
12/01	Southeastern Louisiana	-	-	-	-	-	-	-	DNP	-	-	-	-	-	-	-	-	-	-
12/05	Florida	4	0-1	.000	0-0	.000	0-0	.000	1	0	1	1.0	1	0	0	0	0	0	0
12/12	Texas A&M	2	0-0	.000	0-0	.000	0-0	.000	0	0	0	0.8	1	0	0	0	0	0	0
01/02	SMU	17	1-4	.250	0-2	.000	0-0	.000	0	3	3	1.1	2	0	1	0	1	2	
01/08	at Iowa State	11	0-1	.000	0-1	.000	0-0	.000	0	1	1	1.1	0	1	1	0	0	0	
01/10	Kansas	3	0-3	.000	0-2	.000	0-0	.000	0	0	0	1.0	0	0	0	0	0	0	
01/12	Oklahoma State	-	-	-	-	-	-	-	DNP	-	-	-	-	-	-	-	-	-	
01/15	at Oklahoma	4	1-2	.500	0-1	.000	0-0	.000	1	0	1	1.0	3	0	0	0	0	2	
01/19	Texas Tech	0	0-0	.000	0-0	.000	0-0	.000	0	0	0	0.9	0	0	0	0	0	0	
01/22	Texas	9	0-1	.000	0-1	.000	0-0	.000	0	0	0	0.8	1	0	0	0	0	0	
01/25	at West Virginia	-	-	-	-	-	-	-	DNP	-	-	-	-	-	-	-	-	-	
01/29	at Kansas State	-	-	-	-	-	-	-	DNP	-	-	-	-	-	-	-	-	-	
02/02	West Virginia	-	-	-	-	-	-	-	DNP	-	-	-	-	-	-	-	-	-	
02/05	at Kansas	1	0-0	.000	0-0	.000	0-0	.000	0	0	0	0.8	0	0	0	0	0	0	
02/09	at Oklahoma State	-	-	-	-	-	-	-	DNP	-	-	-	-	-	-	-	-	-	
02/12	Iowa State	4	0-0	.000	0-0	.000	0-0	.000	0	0	0	0.7	0	0	0	0	0	0	
02/16	at Baylor	2	0-0	.000	0-0	.000	1-2	.500	0	0	0	0.7	0	0	0	0	0	1	
02/19	Baylor	2	0-1	.000	0-1	.000	0-0	.000	0	0	0	0.6	0	0	0	0	0	0	
02/23	Oklahoma	12	0-6	.000	0-6	.000	0-0	.000	0	0	0	0.6	1	0	0	0	0	0	
02/26	at Texas	9	0-2	.000	0-1	.000	1-2	.500	1	0	1	0.6	1	0	1	0	0	1	
03/02	at Texas Tech	-	-	-	-	-	-	-	-	-	-	-	-	-	-	-	-	-	
03/05	Kansas State	-	-	-	-	-	-	-	-	-	-	-	-	-	-	-	-	-	

PAIGE BRADLEY'S SEASON/CAREER HIGHS

POINTS	2021-22	5	at Tulane (11/17/21)	BLOCKS	2021-22	--	--
	Career:	5	at Tulane (11/17/21)		Career:	--	--
REBOUNDS	2021-22	3	SMU (01/02/22)	STEALS	2021-22	1 (2x)	last, SMU (01/02/22)
	Career:	3	SMU (01/02/22)		Career:	1 (2x)	last, SMU (01/02/22)
ASSISTS	2021-22	2	at Tulane (11/17/21)				
	Career:	2	at Tulane (11/17/21)				

PAIGE BRADLEY'S CAREER STATISTICS

SEASON	TEAM	Field Goals				3-Point		F-Throws		Rebounds				Scoring						
		GP-GS	MIN/AVG	FG-FGA	FG%	3FG-3FGA	3FG%	FT-FTA	FT%	OFF	DEF	TOT	AVG	PF-FO	A	TO	BLK	STL	PTS	AVG
2021-22	TCU	18-0	127/7.0	5-36	.139	3-25	.120	4-6	.667	4	7	11	0.6	12-0	3	5	0	2	17	0.9
TOTAL		18-0	127/7.0	5-36	.139	3-25	.120	4-6	.667	4	7	11	0.6	12-0	3	5	0	2	17	0.9





**TAVY
DIGGS**

6-2 | G/F | JR.

RICHARDSON, TEXAS | PLANO EAST HIGH SCHOOL

13



TAVY DIGGS' 2021-22 GAME-BY-GAME STATISTICS

DATE	OPPONENT	GS	MIN	FG	%	3FG	%	FT	%	O	D	T	AVG	PF	A	TO	B	S	PT
11/09	Houston Baptist		29	3-11	.273	0-2	.000	4-4	1.000	2	5	7	7.0	3	6	3	2	2	10
11/17	at Tulane		38	6-14	.429	0-1	.000	3-6	.500	1	10	11	9.0	3	1	3	0	1	15
11/21	UNC	*	18	2-7	.286	0-0	.000	1-2	.500	0	3	3	7.0	1	0	4	0	3	5
11/26	at St. Mary's		4	0-0	.000	0-0	.000	0-0	.000	0	0	0	5.3	0	0	0	0	1	0
11/27	vs. Cal Baptist		24	5-14	.357	0-3	.000	3-4	.750	2	4	6	5.4	3	2	3	0	1	13
12/01	Southeastern Louisiana		5	0-0	.000	0-0	.000	0-0	.000	0	0	0	4.5	0	1	1	0	0	0
12/05	Florida		17	3-3	1.000	0-0	.000	0-0	.000	0	4	4	4.4	0	1	2	1	0	6
12/12	Texas A&M		12	2-3	.667	0-0	.000	1-2	.500	2	2	4	4.4	2	1	2	0	0	5
01/02	SMU		20	2-7	.286	0-0	.000	1-2	.500	0	2	2	4.1	1	4	0	0	0	5
01/08	at Iowa State		21	8-16	.500	0-1	.000	1-5	.200	2	3	5	4.2	5	2	1	0	0	17
01/10	Kansas	*	23	3-8	.375	0-3	.000	2-2	1.000	0	1	1	3.9	4	3	3	1	2	8
01/12	Oklahoma State	*	31	8-12	.667	1-1	1.000	3-6	.500	2	9	11	4.5	2	3	2	0	6	20
01/15	at Oklahoma	*	18	8-15	.533	0-0	.000	0-0	.000	1	3	4	4.5	4	2	6	0	2	16
01/19	Texas Tech		7	0-0	.000	0-0	.000	0-0	.000	0	0	0	4.1	0	0	4	0	0	0
01/22	Texas		9	0-2	.000	0-0	.000	2-4	.500	0	1	1	3.9	1	0	1	1	1	2
01/25	at West Virginia		6	0-2	.000	0-0	.000	0-0	.000	0	1	1	3.8	1	1	2	0	0	0
01/29	at Kansas State		4	0-0	.000	0-0	.000	0-0	.000	0	1	1	3.6	0	0	1	1	0	0
02/02	West Virginia		9	0-1	.000	0-0	.000	0-0	.000	0	0	0	3.4	0	0	0	0	1	0
02/05	at Kansas		-	-	-	-	-	-	-	DNP	-	-	-	-	-	-	-	-	-
02/09	at Oklahoma State		18	3-7	.429	0-1	.000	3-4	.750	0	1	1	3.3	0	0	2	0	1	9
02/12	Iowa State		1	0-0	.000	0-0	.000	0-0	.000	0	0	0	3.1	0	0	0	0	0	0
02/16	at Baylor		16	1-3	.333	0-0	.000	0-2	.000	0	5	5	3.2	1	0	1	0	0	2
02/19	Baylor		15	3-8	.375	1-1	1.000	0-0	.000	4	3	7	3.4	2	1	1	0	1	7
02/23	Oklahoma		19	6-8	.750	0-0	.000	1-1	1.000	1	5	6	3.5	1	2	0	0	1	13
02/26	at Texas		2	0-0	.000	0-0	.000	0-0	.000	0	0	0	3.3	0	0	0	0	0	0
03/02	at Texas Tech																		
03/05	Kansas State																		

TAVY DIGGS' SEASON/CAREER HIGHS

POINTS																				
2021-22:	20		Oklahoma State (01/12/22)																	
Career:	22		vs. Baylor (03/12/21)																	
REBOUNDS																				
2021-22:	11 (2x)		last, Oklahoma State (01/12/22)																	
Career:	11 (2x)		last, Oklahoma State (01/12/22)																	
ASSISTS																				
2021-22:	6		Houston Baptist (11/09/21)																	
Career:	6		Houston Baptist (11/09/21)																	
BLOCKS																				
2021-22:	2		Houston Baptist (11/09/21)																	
Career:	2 (3x)		last, Houston Baptist (11/09/21)																	
STEALS																				
2021-22:	6		Oklahoma State (01/12/22)																	
Career:	6		Oklahoma State (01/12/22)																	

TAVY DIGGS' CAREER STATISTICS

SEASON	TEAM	GP-GS	MIN/AVG	Field Goals		3-Point		F-Throws		Rebounds				Scoring						
				FG-FGA	FG%	3FG-3FGA	3FG%	FT-FTA	FT%	OFF	DEF	TOT	AVG	PF-FO	A	TO	BLK	STL	PTS	AVG
2019-20	TCU	12-0	41/3.4	5-11	.455	0-0	.000	1-3	.333	2	12	14	1.2	6-0	0	8	1	1	11	0.9
2020-21	TCU	25-12	546/21.9	106-212	.500	5-20	.250	22-33	.667	24	66	90	3.6	66-3	41	41	6	17	239	9.6
2021-22	TCU	24-4	367/15.3	63-142	.444	2-13	.154	25-44	.568	17	63	80	3.3	34-1	30	42	6	23	153	6.4
TOTAL		61-16	954/15.6	174-365	.477	7-33	.212	48-80	.600	43	141	184	3.0	106-4	71	91	13	41	403	6.6





**AJA
HOLMES**

5-8 | G | SO.

CIBOLO, TEXAS | STEELE HIGH SCHOOL

15



AJA HOLMES' 2021-22 GAME-BY-GAME STATISTICS

DATE	OPPONENT	GS	MIN	FG	%	3FG	%	FT	%	O	D	T	AVG	PF	A	TO	B	S	PT	
11/09	Houston Baptist	-	-	-	-	-	-	-	-	DNP	-	-	-	-	-	-	-	-	-	-
11/17	at Tulane	25	4-11	.364	3-10	.300	2-2	1.000	0	1	1	1.0	0	0	0	0	0	1	13	
11/21	UNC	22	2-8	.250	2-7	.286	2-3	.667	0	0	0	0.5	1	0	0	0	0	0	8	
11/26	at St. Mary's	9	0-0	.000	0-0	.000	0-0	.000	0	0	0	0.3	0	0	0	0	0	0	0	
11/27	vs. Cal Baptist	2	0-0	.000	0-0	.000	0-0	.000	0	0	0	0.3	0	0	0	0	0	0	0	
12/01	Southeastern Louisiana	13	1-5	.200	0-4	.000	0-0	.000	1	1	2	0.6	0	2	0	0	0	0	2	
12/05	Florida	-	-	-	-	-	-	-	-	DNP	-	-	-	-	-	-	-	-	-	
12/12	Texas A&M	26	7-12	.583	6-11	.545	2-3	.667	1	1	2	0.8	1	1	0	0	0	0	22	
01/02	SMU	*	37	4-10	.400	4-9	.444	0-0	.000	0	2	2	1.0	0	0	0	0	0	12	
01/08	at Iowa State	22	1-6	.167	1-4	.250	0-0	.000	1	0	1	1.0	0	0	0	0	0	0	3	
01/10	Kansas	*	17	2-3	.667	1-2	.500	0-0	.000	0	1	1	1.0	1	0	1	0	0	5	
01/12	Oklahoma State	*	17	0-3	.000	0-3	.000	0-0	.000	0	1	1	1.0	0	0	0	0	0	0	
01/15	at Oklahoma	13	0-5	.000	0-5	.000	0-0	.000	0	2	2	1.1	0	0	0	0	0	0	0	
01/19	Texas Tech	27	2-4	.500	1-3	.333	3-3	1.000	0	1	1	1.1	0	0	0	0	0	0	8	
01/22	Texas	25	3-5	.600	2-3	.667	0-0	.000	0	2	2	1.2	0	0	1	0	0	0	8	
01/25	at West Virginia	28	3-7	.429	3-6	.500	0-0	.000	0	0	0	1.1	0	0	0	0	0	0	9	
01/29	at Kansas State	25	2-5	.400	2-4	.500	0-0	.000	0	2	2	1.1	0	0	0	0	0	1	6	
02/02	West Virginia	28	1-6	.167	1-4	.250	2-2	1.000	0	1	1	1.1	1	1	0	0	0	0	5	
02/05	at Kansas	17	0-2	.000	0-1	.000	0-0	.000	0	1	1	1.1	0	0	0	0	0	0	0	
02/09	at Oklahoma State	10	1-3	.333	1-3	.333	0-0	.000	0	1	1	1.1	0	0	2	1	0	3		
02/12	Iowa State	21	1-1	1.000	1-1	1.000	2-2	1.000	0	2	2	1.2	0	0	0	0	0	0	5	
02/16	at Baylor	20	2-4	.500	1-3	.333	2-6	.333	0	0	0	1.1	0	0	1	0	0	7		
02/19	Baylor	14	1-3	.333	1-2	.500	0-2	.000	0	0	0	1.0	1	0	0	0	0	3		
02/23	Oklahoma	13	0-3	.000	0-3	.000	0-0	.000	0	0	0	1.0	0	0	0	1	0	0		
02/26	at Texas	6	0-2	.000	0-1	.000	0-0	.000	0	0	0	1.0	0	0	0	0	0	0		
03/02	at Texas Tech																			
03/05	Kansas State																			

AJA HOLMES' SEASON/CAREER HIGHS

POINTS	2021-22	22	Texas A&M (12/12/21)	BLOCKS	2021-22	1	at Oklahoma State (02/09/22)
Career:	22	Texas A&M (12/12/21)	Career:	1 (2x)	last, at Oklahoma State (02/09/22)		
REBOUNDS	2021-22	2 (7x)	last, Iowa State (02/12/22)	STEALS	2021-22	1 (2x)	last, at Kansas State (01/29/22)
Career:	3	Oklahoma State (01/06/21)	Career:	2 (2x)	last, at West Virginia (02/20/21)		
ASSISTS	2021-22	2 (2x)	last, Florida (12/05/21)				
Career:	4	at West Virginia (02/20/21)					

AJA HOLMES' CAREER STATISTICS

SEASON	TEAM	GP-GS	MIN/AVG	Field Goals		3-Point		F-Throws		Rebounds				Scoring						
				FG-FGA	FG%	3FG-3FGA	3FG%	FT-FTA	FT%	OFF	DEF	TOT	AVG	PF-FO	A	TO	BLK	STL	PTS	AVG
2020-21	TCU	25-4	481/19.2	46-132	.348	39-120	.325	9-10	.900	1	18	19	0.8	29-0	12	16	1	8	140	5.6
2021-22	TCU	23-3	439/19.1	37-108	.343	30-89	.337	15-23	.652	3	19	22	1.0	5-0	4	5	2	2	119	5.2
TOTAL		48-7	920/19.2	83-240	.346	69-209	.330	24-33	.727	4	37	41	0.9	34-0	16	21	3	10	259	5.4





**LAUREN
HEARD**

5-9 | G | GR.

DENTON, TEXAS | GUYER HIGH SCHOOL

20



LAUREN HEARD'S 2021-22 GAME-BY-GAME STATISTICS

DATE	OPPONENT	GS	MIN	FG	%	3FG	%	FT	%	O	D	T	AVG	PF	A	TO	B	S	PT
11/09	Houston Baptist	*	27	7-13	.538	0-1	.000	2-2	1.000	3	7	10	10.0	0	3	2	0	3	16
11/17	at Tulane	*	39	8-25	.320	1-3	.333	6-8	.750	2	7	9	9.5	3	5	1	0	2	23
11/21	UNC	*	18	2-7	.286	0-2	.000	0-0	.000	0	3	3	7.3	5	0	3	0	2	4
11/26	at St. Mary's	*	37	4-18	.222	0-2	.000	8-15	.533	3	5	8	7.5	3	5	1	0	3	16
11/27	vs. Cal Baptist	*	38	10-21	.476	1-2	.500	5-5	1.000	1	12	13	8.6	3	5	3	0	0	26
12/01	Southeastern Louisiana	*	34	3-13	.231	2-5	.400	4-6	.667	1	6	7	8.3	1	4	6	0	1	12
12/05	Florida	*	32	4-15	.267	0-1	.000	9-11	.818	2	3	5	7.9	3	4	9	0	1	17
12/12	Texas A&M	*	37	7-12	.583	1-2	.500	18-21	.857	1	4	5	7.5	2	4	6	1	3	33
01/02	SMU	*	27	3-10	.300	1-5	.200	1-1	1.000	0	2	2	6.9	2	4	3	0	1	8
01/08	at Iowa State	*	24	2-9	.222	0-1	.000	0-0	.000	1	1	2	6.4	2	4	0	0	2	4
01/10	Kansas	*	38	6-15	.400	1-2	.500	3-4	.750	4	5	9	6.6	3	6	3	0	0	16
01/12	Oklahoma State	*	39	6-11	.545	0-0	.000	8-11	.727	0	5	5	6.5	4	5	5	0	1	20
01/15	at Oklahoma	*	31	4-13	.308	0-1	.000	7-8	.875	3	4	7	6.5	4	3	6	0	1	15
01/19	Texas Tech	*	39	4-18	.222	1-4	.250	1-2	.500	1	6	7	6.6	0	4	5	0	2	10
01/22	Texas	*	28	3-9	.333	0-0	.000	6-8	.750	1	6	7	6.6	3	6	6	0	2	12
01/25	at West Virginia	*	40	2-8	.250	0-2	.000	13-18	.722	1	3	4	6.4	3	3	8	1	1	17
01/29	at Kansas State	*	32	4-8	.500	1-1	1.000	2-5	.400	1	4	5	6.4	4	3	7	0	1	11
02/02	West Virginia	*	40	7-15	.467	0-0	.000	8-9	.889	2	8	10	6.6	5	9	8	0	1	22
02/05	at Kansas	*	34	6-9	.667	2-2	1.000	8-13	.615	0	5	5	6.5	4	3	3	0	1	22
02/09	at Oklahoma State	*	33	1-9	.111	0-3	.000	0-0	.000	1	4	5	6.4	2	2	2	1	0	2
02/12	Iowa State	*	37	5-11	.455	2-3	.667	5-8	.625	0	1	1	6.1	1	7	0	0	1	17
02/16	at Baylor	*	35	7-19	.368	3-4	.750	1-4	.250	1	5	6	6.1	1	2	5	0	1	18
02/19	Baylor	*	37	4-10	.400	0-0	.000	4-6	.667	1	1	2	6.0	2	5	4	0	2	12
02/23	Oklahoma	*	24	0-8	.000	0-2	.000	2-2	1.000	1	4	5	5.9	1	3	6	0	1	2
02/26	at Texas	*	29	3-11	.273	0-0	.000	5-6	.833	1	5	6	5.9	3	3	5	0	1	11
03/02	at Texas Tech																		
03/05	Kansas State																		

LAUREN HEARD'S SEASON/CAREER HIGHS

POINTS																					
2021-22:	33																				
Career:	38																				
REBOUNDS																					
2021-22:	13																				
Career:	15																				
ASSISTS																					
2021-22:	9																				
Career:	9 (3x)																				
BLOCKS																					
2021-22:																					
Career:																					
STEALS																					
2021-22:																					
Career:																					

LAUREN HEARD'S CAREER STATISTICS

SEASON	TEAM	GP-GS	MIN/AVG	Field Goals		3-Point		F-Throws		Rebounds				Scoring						
				FG-FGA	FG%	3FG-3FGA	3FG%	FT-FTA	FT%	OFF	DEF	TOT	AVG	PF-FO	A	TO	BLK	STL	PTS	AVG
2017-18	TCU	36-6	709/19.7	70-187	.374	20-61	.328	63-86	.733	26	81	107	3.0	75-0	61	56	1	37	223	6.2
2018-19	TCU	35-34	992/28.4	92-293	.314	28-107	.262	91-140	.650	33	126	159	4.5	75-1	113	84	2	63	303	8.7
2019-20	TCU	29-29	891/30.7	166-425	.391	31-86	.360	171-227	.753	58	134	192	6.6	80-1	117	111	3	62	534	18.4
2020-21	TCU	25-25	892/35.7	169-423	.400	34-113	.301	159-219	.726	36	141	177	7.1	54-1	121	89	3	64	531	21.2
2021-22	TCU	25-25	823/32.9	112-317	.353	16-48	.333	126-173	.728	32	116	148	5.9	64-2	102	107	3	34	366	14.6
TOTAL		150-119	4308/28.7	609-1645	.370	129-415	.311	610-845	.722	185	598	783	5.2	348-5	514	447	12	260	1957	13.0





**MICHELLE
BERRY**

6-2 | F | GR.

MIAMI, FLA. | MIAMI COUNTRY DAY (VIRGINIA TECH)

23



MICHELLE BERRY'S 2021-22 GAME-BY-GAME STATISTICS

DATE	OPPONENT	GS	MIN	FG	%	3FG	%	FT	%	O	D	T	AVG	PF	A	TO	B	S	PT
11/09	Houston Baptist	*	24	0-11	.000	0-5	.000	0-0	.000	3	5	8	8.0	2	2	0	0	1	0
11/17	at Tulane	*	38	1-11	.091	0-5	.000	0-0	.000	1	5	6	7.0	4	3	0	0	0	2
11/21	UNC		19	3-4	.750	0-0	.000	1-2	.500	2	2	4	6.0	1	1	0	0	0	7
11/26	at St. Mary's	*	37	6-11	.545	3-6	.500	1-3	.333	1	4	5	5.8	1	2	1	0	3	16
11/27	vs. Cal Baptist	*	33	2-8	.250	1-5	.200	0-0	.000	2	9	11	6.8	0	1	1	0	1	5
12/01	Southeastern Louisiana	*	26	3-6	.500	2-4	.500	2-2	1.000	1	3	4	6.3	0	3	1	1	1	10
12/05	Florida	*	29	2-7	.286	1-2	.500	0-0	.000	1	4	5	6.1	1	0	0	0	1	5
12/12	Texas A&M	*	20	0-4	.000	0-3	.000	2-2	1.000	0	4	4	5.9	3	1	1	0	0	2
01/02	SMU		-	-	-	-	-	-	-	-	-	-	-	-	-	-	-	-	-
01/08	at Iowa State	*	21	2-10	.200	1-7	.143	0-0	.000	1	2	3	5.6	0	1	0	0	0	5
01/10	Kansas		16	1-2	.500	0-1	.000	0-0	.000	0	1	1	5.1	0	1	2	0	1	2
01/12	Oklahoma State		30	4-9	.444	0-2	.000	0-0	.000	0	4	4	5.0	3	1	3	0	0	8
01/15	at Oklahoma	*	29	4-10	.400	2-4	.500	1-2	.500	0	3	3	4.8	0	1	2	0	2	11
01/19	Texas Tech	*	32	2-6	.333	0-2	.000	0-0	.000	2	7	9	5.2	3	4	1	0	0	4
01/22	Texas	*	37	2-7	.286	1-4	.250	2-2	1.000	0	4	4	5.1	0	1	1	0	0	7
01/25	at West Virginia	*	37	4-9	.444	1-6	.167	0-0	.000	0	6	6	5.1	0	2	3	0	1	9
01/29	at Kansas State	*	29	4-6	.667	1-2	.500	2-2	1.000	1	2	3	5.0	2	1	1	0	3	11
02/02	West Virginia	*	34	3-7	.429	3-4	.750	1-2	.500	0	5	5	5.0	2	1	3	0	1	10
02/05	at Kansas	*	36	3-16	.188	2-8	.250	1-1	1.000	1	4	5	5.0	4	2	3	0	0	9
02/09	at Oklahoma State	*	29	1-4	.250	0-1	.000	0-0	.000	1	4	5	5.0	2	2	2	0	1	2
02/12	Iowa State	*	36	4-10	.400	1-4	.250	0-0	.000	1	4	5	5.0	2	1	1	1	1	9
02/16	at Baylor	*	37	2-8	.250	1-6	.167	0-0	.000	2	6	8	5.1	0	3	1	0	2	5
02/19	Baylor	*	32	2-9	.222	1-6	.167	0-0	.000	1	3	4	5.1	4	4	1	1	0	5
02/23	Oklahoma	*	11	1-1	1.000	1-1	1.000	0-0	.000	0	1	1	4.9	3	0	2	0	1	3
02/26	at Texas		28	1-6	.167	0-0	.000	0-0	.000	1	3	4	4.9	0	0	3	0	0	2
03/02	at Texas Tech																		
03/05	Kansas State																		

MICHELLE BERRY'S SEASON/CAREER HIGHS

POINTS	2021-22: 16	at St. Mary's (11/26/21)	BLOCKS	2021-22: 1 (2x)	last, Iowa State (02/12/22)
	Career: 38	Portland State (11/13/15)*		Career: 2	Kansas (01/17/21)
REBOUNDS	2021-22: 11	vs. Cal Baptist (11/27/21)	STEALS	2021-22: 3 (2x)	last, at Kansas State (01/29/22)
	Career: 14	Cal Poly (02/18/16)*		Career: 5	at Pepperdine (11/20/15)*
ASSISTS	2021-22: 4 (2x)	last, Baylor (02/19/22)	* - at Cal State Fullerton		
	Career: 6	at Long Beach State (01/20/16)*			

MICHELLE BERRY'S CAREER STATISTICS

SEASON	TEAM	GP-GS	MIN/AVG	Field Goals		3-Point		F-Throws		Rebounds				Scoring						
				FG-FGA	FG%	3FG-3FGA	3FG%	FT-FTA	FT%	OFF	DEF	TOT	AVG	PF-FO	A	TO	BLK	STL	PTS	AVG
2015-16	CSF	29-29	1030/35.5	155-445	.348	26-87	.299	84-129	.651	58	206	264	9.1	76-3	49	125	4	33	420	14.5
2017-18	Hokies	37-8	698/18.9	56-151	.371	4-19	.211	31-50	.620	61	150	211	5.7	60-0	19	44	6	16	147	4.0
2019-20	TCU	29-1	606/20.9	62-155	.400	18-55	.327	19-30	.633	43	111	154	5.3	46-0	25	35	5	18	161	5.6
2020-21	TCU	25-22	853/34.1	77-226	.341	36-116	.310	27-34	.794	33	131	164	6.6	39-1	45	48	4	28	217	8.7
2021-22	TCU	24-20	703/29.3	57-182	.313	22-88	.250	13-18	.722	22	95	117	4.9	37-0	38	33	3	20	149	6.2
TOTAL FOR TCU		78-43	2162/27.7	196-563	.348	76-259	.293	59-82	.720	98	337	435	5.6	122-1	108	116	12	66	527	6.8
TOTAL		144-80	3890/27.0	407-1159	.351	106-365	.290	174-261	.667	217	693	910	6.3	258-4	176	285	22	115	1094	7.6





**KAYLA
MOKWUAH**

6-4 | C | SR.

LONGMEADOW, MASS. | WILBRAHAM & MONSON ACADEMY (GEORGE WASHINGTON)

24



KAYLA MOKWUAH'S 2021-22 GAME-BY-GAME STATISTICS

DATE	OPPONENT	GS	MIN	FG	%	3FG	%	FT	%	O	D	T	AVG	PF	A	TO	B	S	PT
11/09	Houston Baptist		14	5-8	.625	0-0	.000	2-4	.500	1	2	3	3.0	3	0	3	1	0	12
11/17	at Tulane		4	0-0	.000	0-0	.000	0-0	.000	0	0	0	1.5	3	0	1	0	0	0
11/21	UNC		9	0-1	.000	0-0	.000	0-2	.000	1	2	3	2.0	1	1	0	0	0	0
11/26	at St. Mary's		6	1-2	.500	0-0	.000	0-0	.000	1	2	3	2.3	1	0	2	0	1	2
11/27	vs. Cal Baptist		1	0-0	.000	0-0	.000	0-0	.000	0	0	0	1.8	0	1	1	0	0	0
12/01	Southeastern Louisiana		4	0-0	.000	0-0	.000	0-0	.000	0	0	0	1.5	1	0	1	0	0	0
12/05	Florida		11	2-4	.500	0-0	.000	0-0	.000	0	2	2	1.6	1	1	2	1	0	4
12/12	Texas A&M		8	1-2	.500	0-0	.000	0-0	.000	2	1	3	1.8	0	0	1	1	0	2
01/02	SMU		15	6-9	.667	0-0	.000	0-2	.000	1	3	4	2.0	1	1	2	2	1	12
01/08	at Iowa State		8	0-2	.000	0-0	.000	0-0	.000	1	1	2	2.0	2	1	3	0	0	0
01/10	Kansas		-	-	-	-	-	-	-	DNP	-	-	-	-	-	-	-	-	-
01/12	Oklahoma State		1	0-0	.000	0-0	.000	0-0	.000	0	0	0	1.8	1	1	0	0	0	0
01/15	at Oklahoma		4	1-1	1.000	0-0	.000	1-2	.500	0	0	0	1.7	1	0	0	0	0	3
01/19	Texas Tech		2	0-0	.000	0-0	.000	0-0	.000	0	1	1	1.6	1	0	0	0	0	0
01/22	Texas		4	0-0	.000	0-0	.000	0-2	.000	0	0	0	1.5	0	0	0	0	0	0
01/25	at West Virginia		7	1-1	1.000	0-0	.000	1-2	.500	0	1	1	1.5	3	0	0	1	0	3
01/29	at Kansas State		5	2-3	.667	0-0	.000	0-0	.000	0	1	1	1.4	3	0	2	0	1	4
02/02	West Virginia		20	5-9	.556	0-0	.000	0-0	.000	3	3	6	1.7	2	1	3	1	1	10
02/05	at Kansas	*	10	2-6	.333	0-0	.000	0-0	.000	1	1	2	1.7	3	0	2	0	3	4
02/09	at Oklahoma State	*	22	5-6	.833	0-0	.000	0-0	.000	1	1	2	1.7	1	1	1	2	0	10
02/12	Iowa State	*	21	6-10	.600	0-0	.000	0-0	.000	1	4	5	1.9	4	2	1	0	0	12
02/16	at Baylor	*	19	3-4	.750	0-0	.000	0-0	.000	0	4	4	2.0	1	0	1	0	0	6
02/19	Baylor	*	22	3-6	.500	0-0	.000	0-0	.000	2	6	8	2.3	4	1	5	3	0	6
02/23	Oklahoma	*	20	11-17	.647	0-0	.000	0-0	.000	2	4	6	2.4	2	1	1	2	0	22
02/26	at Texas	*	19	1-4	.250	0-0	.000	0-0	.000	2	3	5	2.5	3	0	1	1	0	2
03/02	at Texas Tech																		
03/05	Kansas State																		

KAYLA MOKWUAH'S SEASON/CAREER HIGHS

POINTS																				
2021-22:	22			Oklahoma (02/23/22)																
Career:	22			Oklahoma (02/23/22)																
REBOUNDS																				
2021-22:	8			Baylor (02/19/22)																
Career:	16			at UMass (02/20/19)																
ASSISTS																				
2021-22:	2			Iowa State (02/12/22)																
Career:	4			at George Mason (01/04/20)																
BLOCKS																				
2021-22:	3			Baylor (02/19/22)																
Career:	4			at Memphis (11/17/19)*																
STEALS																				
2021-22:	3			at Kansas (02/06/22)																
Career:	3			at Kansas (02/06/22)																

* - at George Washington

KAYLA MOKWUAH'S CAREER STATISTICS

SEASON	TEAM	GP-GS	MIN/AVG	Field Goals		3-Point		F-Throws		Rebounds				Scoring						
				FG-FGA	FG%	3FG-3FGA	3FG%	FT-FTA	FT%	OFF	DEF	TOT	AVG	PF-FO	A	TO	BLK	STL	PTS	AVG
2018-19	GWU	29-6	424/14.6	77-165	.467	0-0	.000	35-55	.636	39	68	107	3.7	44-1	19	52	24	7	189	6.5
2019-20	GWU	30-6	530/17.7	106-220	.482	0-2	.000	33-49	.673	38	97	135	4.5	84-1	24	55	28	17	245	8.2
2020-21	TCU	25-5	255/10.2	40-90	.444	0-0	.000	8-12	.667	25	25	50	2.0	52-1	8	23	15	7	88	3.5
2021-22	TCU	24-7	259/10.8	55-95	.579	0-0	.000	4-14	.286	19	42	61	2.5	42-0	12	33	15	7	114	4.8
TOTAL FOR TCU		49-12	514/10.5	95-185	.514	0-0	.000	12-26	.462	44	67	111	2.3	94-1	20	56	30	14	202	4.1
TOTAL		108-24	1467/13.6	278-570	.488	0-2	.000	80-130	.615	121	232	353	3.3	222-3	63	163	82	38	636	5.9





PATRICIA MORRIS

6-7 | F | SR.

DUARTE, CALIF. | DUARTE HIGH SCHOOL (OREGON STATE)

32



PATRICIA MORRIS' 2021-22 GAME-BY-GAME STATISTICS

DATE	OPPONENT	GS	MIN	FG	%	3FG	%	FT	%	O	D	T	AVG	PF	A	TO	B	S	PT
11/09	Houston Baptist	*	12	3-4	.750	0-0	.000	1-2	.500	2	0	2	2.0	1	1	2	0	0	7
11/17	at Tulane	*	22	1-3	.333	0-0	.000	2-4	.500	2	3	5	3.5	5	0	0	2	0	4
11/21	UNC	*	10	0-0	.000	0-0	.000	0-0	.000	0	0	0	2.3	1	0	0	0	0	0
11/26	at St. Mary's	*	15	4-7	.571	0-0	.000	0-0	.000	1	4	5	3.0	2	0	3	1	1	8
11/27	vs. Cal Baptist	*	8	1-3	.333	0-0	.000	0-0	.000	0	1	1	2.6	1	0	2	0	0	2
12/01	Southeastern Louisiana	*	5	0-0	.000	0-0	.000	0-0	.000	0	0	0	2.2	1	0	0	0	0	0
12/05	Florida	*	6	0-1	.000	0-0	.000	0-0	.000	1	1	2	2.1	1	2	0	0	0	0
12/12	Texas A&M	*	13	3-4	.750	0-0	.000	1-2	.500	4	2	6	2.6	5	2	3	0	0	7
01/02	SMU	*	12	1-3	.333	0-0	.000	0-0	.000	2	3	5	2.9	1	0	1	0	0	2
01/08	at Iowa State	*	9	1-2	.500	0-0	.000	1-2	.500	2	2	4	3.0	4	0	1	1	0	3
01/10	Kansas		13	2-3	.667	0-0	.000	0-0	.000	1	0	1	2.8	3	0	2	1	0	4
01/12	Oklahoma State		7	0-0	.000	0-0	.000	0-0	.000	0	1	1	2.7	0	0	0	1	0	0
01/15	at Oklahoma		5	1-1	1.000	0-0	.000	0-0	.000	1	1	2	2.6	1	0	1	0	0	2
01/19	Texas Tech		7	1-1	1.000	0-0	.000	0-0	.000	0	1	1	2.5	2	0	1	0	0	2
01/22	Texas		8	0-3	.000	0-0	.000	0-0	.000	1	2	3	2.5	2	0	0	0	0	0
01/25	at West Virginia		5	0-1	.000	0-0	.000	0-0	.000	0	0	0	2.4	1	0	1	0	0	0
01/29	at Kansas State		24	3-4	.750	0-0	.000	1-2	.500	1	3	4	2.5	4	0	3	2	0	7
02/02	West Virginia		7	0-0	.000	0-0	.000	1-2	.500	0	0	0	2.3	4	0	1	0	0	1
02/05	at Kansas		15	1-5	.200	0-0	.000	2-2	1.000	2	1	3	2.4	4	0	1	0	0	4
02/09	at Oklahoma State		9	2-3	.667	0-0	.000	0-0	.000	0	0	0	2.3	0	0	0	0	0	4
02/12	Iowa State		3	0-2	.000	0-0	.000	0-0	.000	0	0	0	2.1	0	0	0	0	0	0
02/16	at Baylor		6	0-0	.000	0-0	.000	2-2	1.000	1	0	1	2.1	2	0	2	0	0	2
02/19	Baylor		1	0-1	.000	0-0	.000	0-0	.000	0	0	0	2.0	0	0	0	0	0	0
02/23	Oklahoma		2	0-0	.000	0-0	.000	2-2	1.000	0	1	1	2.0	0	0	1	0	0	2
02/26	at Texas		8	0-0	.000	0-0	.000	0-0	.000	0	2	2	2.0	1	0	0	0	0	0
03/02	at Texas Tech																		
03/05	Kansas State																		

PATRICIA MORRIS' SEASON/CAREER HIGHS

POINTS																				
2021-22:	8			at St. Mary's 9/11/26/21)																
Career:	13			California (01/17/20)*																
REBOUNDS																				
2021-22:	6			Texas A&M (12/12/21)																
Career:	6			Texas A&M (12/12/21)																
ASSISTS																				
2021-22:	2 (2x)			last, Texas A&M (12/12/21)																
Career:	2 (2x)			last, Texas A&M (12/12/21)																
BLOCKS																				
2021-22:	2 (2x)			last, at Kansas State (01/29/22)																
Career:	3 (2x)			last, at Kansas (02/07/21)																
STEALS																				
2021-22:	1			at St. Mary's 9/11/26/21)																
Career:	1 (3x)			last, at St. Mary's 9/11/26/21)																

* - at Oregon State

PATRICIA MORRIS' CAREER STATISTICS

SEASON	TEAM	GP-GS	MIN/AVG	Field Goals		3-Point		F-Throws		Rebounds				Scoring						
				FG-FGA	FG%	3FG-3FGA	3FG%	FT-FTA	FT%	OFF	DEF	TOT	AVG	PF-FO	A	TO	BLK	STL	PTS	AVG
2018-19	OSU	22-0	108/4.9	12-18	.667	0-0	.000	10-15	.667	8	22	30	1.4	22-0	0	7	7	1	34	1.5
2019-20	OSU	24-0	162/6.8	20-33	.606	0-1	.000	15-19	.789	11	25	36	1.5	17-0	0	6	10	0	55	2.3
2020-21	TCU	16-4	145/9.1	13-23	.565	0-0	.000	17-20	.850	8	22	30	1.9	37-2	0	19	12	1	43	2.7
2021-22	TCU	25-10	229/9.2	24-51	.471	0-0	.000	13-20	.650	21	28	49	2.0	46-2	5	25	8	1	61	2.4
TOTAL FOR TCU		41-14	374/9.1	37-74	.500	0-0	.000	30-40	.750	29	50	79	1.9	83-4	5	44	20	2	104	2.5
TOTAL		87-14	645/7.4	69-125	.552	0-1	.000	55-74	.743	48	97	145	1.7	122-4	5	57	37	3	193	2.2





TCU BASKETBALL COMBINED STATISTICS



2021-22 TCU Women's Basketball
Combined Team Statistics
All games

Game Records

Record	Overall	Home	Away	Neutral
ALL GAMES	6-19	5-9	1-9	0-1
CONFERENCE	2-14	2-6	0-8	0-0
NON-CONFERENCE	4-5	3-3	1-1	0-1

Score by Periods

Team	1st	2nd	3rd	4th	OT	TOT
TCU	352	356	416	376	12	1512
Opponents	436	448	469	469	22	1844

Team Box Score

No.	Player	Total			3-Point			F-Throw		Rebounds				Other								
		GP-GS	MIN	AVG	FG-FGA	FG%	3FG-3FGA	3FG%	FT-FTA	FT%	OFF	DEF	TOT	AVG	PF	DQ	A	TO	BLK	STL	PTS	AVG
20	HEARD, Lauren	25-25	823:01	32.9	112-317	.353	16-48	.333	126-173	.728	32	116	148	5.9	64	2	102	107	3	34	366	14.6
4	ADIKI, Okako	25-24	628:18	25.1	86-204	.422	41-109	.376	32-37	.865	41	88	129	5.2	79	3	32	44	3	20	245	9.8
13	DIGGS, Tavy	24-4	366:51	15.3	63-142	.444	2-13	.154	25-44	.568	17	63	80	3.3	34	1	30	42	6	23	153	6.4
23	BERRY, Michelle	24-20	703:02	29.3	57-182	.313	22-88	.250	13-18	.722	22	95	117	4.9	37	1	38	33	3	20	149	6.2
5	MORRIS, Yummy	25-7	426:04	17.0	58-131	.443	0-0	.000	24-36	.667	29	59	88	3.5	51	1	39	46	12	13	140	5.6
15	HOLMES, Aja	23-3	439:28	19.1	37-108	.343	30-89	.337	15-23	.652	3	19	22	1.0	5	0	4	5	2	2	119	5.2
24	MOKWUAH, Kayla	24-7	259:04	10.8	55-95	.579	0-0	.000	4-14	.286	19	42	61	2.5	42	0	12	33	15	7	114	4.8
2	MANUMALEUGA, Tara	22-8	351:07	16.0	23-100	.230	9-61	.148	10-17	.588	3	23	26	1.2	12	0	27	32	5	15	65	3.0
1	JACKSON, Aahliyah	21-17	521:54	24.9	22-71	.310	8-40	.200	10-14	.714	6	49	55	2.6	46	0	33	23	4	15	62	3.0
32	MORRIS, Patricia	25-10	228:49	9.2	24-51	.471	0-0	.000	13-20	.650	21	28	49	2.0	46	2	5	25	8	1	61	2.4
0	GERMOND, Caroline	17-0	175:49	10.3	7-30	.233	5-17	.294	2-4	.500	2	15	17	1.0	24	0	12	15	0	8	21	1.2
10	BRADLEY, Paige	18-0	126:33	7.0	5-36	.139	3-25	.120	4-6	.667	4	7	11	0.6	12	0	3	5	0	2	17	0.9
Team											38	45	83					11				
Total		25	5050		549-1467	.374	136-490	.278	278-406	.685	237	649	886	35.4	452	10	337	421	61	160	1512	60.5
Opponents		25	5050		690-1600	.431	185-514	.360	279-377	.740	277	704	981	39.2	408	6	436	356	88	205	1844	73.8

Team Statistics

	TCU	OPP
Scoring	1512	1844
Points per game	60.5	73.8
Scoring margin	-13.3	-
Field goals-att	549-1467	690-1600
Field goal pct	.374	.431
3 point fg-att	136-490	185-514
3-point FG pct	.278	.360
3-pt FG made per game	5.4	7.4
Free throws-att	278-406	279-377
Free throw pct	.685	.740
F-Throws made per game	11.1	11.2
Rebounds	886	981
Rebounds per game	35.4	39.2
Rebounding margin	-3.8	-
Assists	337	436
Assists per game	13.5	17.4
Turnovers	421	356
Turnovers per game	16.8	14.2
Turnover margin	-2.6	-
Assist/turnover ratio	0.8	1.2
Steals	160	205
Steals per game	6.4	8.2
Blocks	61	88
Blocks per game	2.4	3.5
Winning streak	0	-
Home win streak	0	-
Attendance	24196	30693
Home games-Avg/Game	14-1728	10-3069
Neutral site-Avg/Game	-	1-138

Team Results

Date	Opponent		Score	Att.
11/09/2021	Houston Baptist	W	78-48	1310
11/17/2021	at Tulane	Lot2	78-88	438
11/21/2021	North Carolina	L	46-79	2483
11/26/2021	at Saint Mary's (CA)	W	72-68	304
11/27/2021	vs California Baptist	L	77-91	138
12/01/2021	Southeastern La.	W	55-46	1291
12/05/2021	Florida	L	54-63	1468
12/12/2021	Texas A&M	W	87-75	2371
01/02/2022	SMU	L	53-79	1461
01/08/2022	at Iowa St.	L	47-78	9017
01/10/2022	Kansas	L	72-78	1370
01/12/2022	Oklahoma St.	W	64-63	1398
01/15/2022	at Oklahoma	L	71-100	2460
01/19/2022	Texas Tech	W	51-50	1944
01/22/2022	Texas	L	47-68	2228
01/25/2022	at West Virginia	L	54-66	1126
01/29/2022	at Kansas St.	L	54-63	5157
02/02/2022	West Virginia	L	62-70	1265
02/06/2022	at Kansas	L	60-75	1615
02/09/2022	at Oklahoma St.	L	47-76	1759
02/12/2022	Iowa St.	L	70-93	1811
02/16/2022	at Baylor	L	55-80	4660
02/19/2022	Baylor	L	59-78	2330
02/23/2022	Oklahoma	L	57-92	1466
02/26/2022	at Texas	L	42-77	4157





OVERALL STATISTICS

Game Records

Record	Overall	Home	Away	Neutral
ALL GAMES	6-19	5-9	1-9	0-1
CONFERENCE	2-14	2-6	0-8	0-0
NON-CONFERENCE	4-5	3-3	1-1	0-1

Team Box Score

No.	Player				Total		3-Point		F-Throw		Rebounds											
		GP-GS	MIN	AVG	FG-FGA	FG%	3FG-3FGA	3FG%	FT-FTA	FT%	OFF	DEF	TOT	AVG	PF	DQ	A	TO	BLK	STL	PTS	AVG
20	HEARD, Lauren	25-25	823:01	32.9	112-317	.353	16-48	.333	126-173	.728	32	116	148	5.9	64	2	102	107	3	34	366	14.6
4	ADIKA, Okako	25-24	628:18	25.1	86-204	.422	41-109	.376	32-37	.865	41	88	129	5.2	79	3	32	44	3	20	245	9.8
13	DIGGS, Tavy	24-4	366:51	15.3	63-142	.444	2-13	.154	25-44	.568	17	63	80	3.3	34	1	30	42	6	23	153	6.4
23	BERRY, Michelle	24-20	703:02	29.3	57-182	.313	22-88	.250	13-18	.722	22	95	117	4.9	37	1	38	33	3	20	149	6.2
5	MORRIS, Yummy	25-7	426:04	17.0	58-131	.443	0-0	.000	24-36	.667	29	59	88	3.5	51	1	39	46	12	13	140	5.6
15	HOLMES, Aja	23-3	439:28	19.1	37-108	.343	30-89	.337	15-23	.652	3	19	22	1.0	5	0	4	5	2	2	119	5.2
24	MOKWUAH, Kayla	24-7	259:04	10.8	55-95	.579	0-0	.000	4-14	.286	19	42	61	2.5	42	0	12	33	15	7	114	4.8
2	MANUMALEUGA, Tara	22-8	351:07	16.0	23-100	.230	9-61	.148	10-17	.588	3	23	26	1.2	12	0	27	32	5	15	65	3.0
1	JACKSON, Aahliyah	21-17	521:54	24.9	22-71	.310	8-40	.200	10-14	.714	6	49	55	2.6	46	0	33	23	4	15	62	3.0
32	MORRIS, Patricia	25-10	228:49	9.2	24-51	.471	0-0	.000	13-20	.650	21	28	49	2.0	46	2	5	25	8	1	61	2.4
0	GERMOND, Caroline	17-0	175:49	10.3	7-30	.233	5-17	.294	2-4	.500	2	15	17	1.0	24	0	12	15	0	8	21	1.2
10	BRADLEY, Paige	18-0	126:33	7.0	5-36	.139	3-25	.120	4-6	.667	4	7	11	0.6	12	0	3	5	0	2	17	0.9
Team											38	45	83				11					
Total		25	5050		549-1467	.374	136-490	.278	278-406	.685	237	649	886	35.4	452	10	337	421	61	160	1512	60.5
Opponents		25	5050		690-1600	.431	185-514	.360	279-377	.740	277	704	981	39.2	408	6	436	356	88	205	1844	73.8

Score by Periods

Team	1st	2nd	3rd	4th	OT	TOT
TCU	352	356	416	376	12	1512
Opponents	436	448	469	469	22	1844

2021-22 BIG 12 ONLY STATISTICS

Game Records

Record	Overall	Home	Away	Neutral
ALL GAMES	2-14	2-6	0-8	0-0
CONFERENCE	2-14	2-6	0-8	0-0
NON-CONFERENCE	0-0	0-0	0-0	0-0

Score by Periods

Team	1st	2nd	3rd	4th	OT	TOT
TCU	207	222	265	218	0	912
Opponents	288	309	317	293	0	1207

Team Box Score

No.	Player				Total		3-Point		F-Throw		Rebounds											
		GP-GS	MIN	AVG	FG-FGA	FG%	3FG-3FGA	3FG%	FT-FTA	FT%	OFF	DEF	TOT	AVG	PF	DQ	A	TO	BLK	STL	PTS	AVG
20	HEARD, Lauren	16-16	538:50	33.7	64-183	.350	10-25	.400	73-104	.702	19	67	86	5.4	42	1	68	73	2	18	211	13.2
4	ADIKA, Okako	16-16	445:28	27.8	59-145	.407	31-84	.369	25-30	.833	23	70	93	5.8	52	3	20	35	2	10	174	10.9
23	BERRY, Michelle	16-13	473:10	29.6	40-120	.333	15-58	.259	7-9	.778	11	59	70	4.4	25	1	25	29	2	13	102	6.4
13	DIGGS, Tavy	15-3	200:31	13.4	40-82	.488	2-7	.286	12-24	.500	10	33	43	2.9	21	1	14	24	3	15	94	6.3
24	MOKWUAH, Kayla	15-7	184:04	12.3	40-69	.580	0-0	.000	2-6	.333	13	30	43	2.9	31	0	8	20	10	5	82	5.5
5	MORRIS, Yummy	16-7	245:16	15.3	31-74	.419	0-0	.000	11-18	.611	14	35	49	3.1	27	0	26	33	8	11	73	4.6
15	HOLMES, Aja	16-2	303:14	19.0	19-62	.306	15-48	.313	9-15	.600	1	14	15	0.9	3	0	1	5	2	1	62	3.9
1	JACKSON, Aahliyah	12-8	255:20	21.3	11-33	.333	2-15	.133	8-11	.727	3	19	22	1.8	24	0	13	12	2	5	32	2.7
2	MANUMALEUGA, Tara	13-7	240:11	18.5	11-51	.216	4-28	.143	7-11	.636	0	13	13	1.0	4	0	21	18	4	8	33	2.5
32	MORRIS, Patricia	16-1	126:23	7.9	11-26	.423	0-0	.000	9-12	.750	9	14	23	1.4	28	0	0	14	5	0	31	1.9
0	GERMOND, Caroline	12-0	129:59	10.8	5-23	.217	3-12	.250	1-2	.500	2	9	11	0.9	19	0	10	8	0	6	14	1.2
10	BRADLEY, Paige	11-0	57:34	5.2	1-16	.063	0-13	.000	2-4	.500	2	1	3	0.3	6	0	1	2	0	0	4	0.4
Team											24	29	53				8					
Total		16	3200		332-884	.376	82-290	.283	166-246	.675	131	393	524	32.8	282	6	207	281	40	92	912	57.0
Opponents		16	3200		453-1020	.444	125-327	.382	176-229	.769	175	436	611	38.2	252	4	296	210	62	139	1207	75.4





TCU BASKETBALL SEASON/CAREER STATISTICS



2021-22 TCU Women's Basketball
Season/Career Statistics
All games

Summary

Player	Season Statistics										Career Statistics									
	GP-GS	MIN/G	FG%	3FG%	FT%	R/G	A/G	STL	BLK	PTS/G	GP-GS	MIN/G	FG%	3FG%	FT%	R/G	A/G	STL	BLK	PTS/G
ADIKA, Okako	25-24	25.1	.422	.376	.865	5.2	1.3	20	3	9.8	25-24	25.1	.422	.376	.865	5.2	1.3	20	3	9.8
BERRY, Michelle	24-20	29.3	.313	.250	.722	4.9	1.6	20	3	6.2	78-43	27.7	.348	.293	.720	5.6	1.4	66	12	6.8
BRADLEY, Paige	18-0	7.0	.139	.120	.667	0.6	0.2	2	0	0.9	18-0	7.0	.139	.120	.667	0.6	0.2	2	0	0.9
DIGGS, Tavy	24-4	15.3	.444	.154	.568	3.3	1.3	23	6	6.4	61-16	15.6	.477	.212	.600	3.0	1.2	41	13	6.6
GERMOND, Caroline	17-0	10.3	.233	.294	.500	1.0	0.7	8	0	1.2	42-13	17.8	.267	.237	.571	1.6	2.1	28	3	2.7
HEARD, Lauren	25-25	32.9	.353	.333	.728	5.9	4.1	34	3	14.6	150-119	28.7	.370	.311	.722	5.2	3.4	260	12	13.0
HOLMES, Aja	23-3	19.1	.343	.337	.652	1.0	0.2	2	2	5.2	48-7	19.2	.346	.330	.727	0.9	0.3	10	3	5.4
JACKSON, Aahliyah	21-17	24.9	.310	.200	.714	2.6	1.6	15	4	3.0	45-41	26.5	.305	.286	.600	2.9	1.4	37	16	4.3
MANUMALEUGA, Tara	22-8	16.0	.230	.148	.588	1.2	1.2	15	5	3.0	22-8	16.0	.230	.148	.588	1.2	1.2	15	5	3.0
MOKWUAH, Kayla	24-7	10.8	.579	.000	.286	2.5	0.5	7	15	4.8	49-12	10.5	.514	.000	.462	2.3	0.4	14	30	4.1
MORRIS, Patricia	25-10	9.2	.471	.000	.650	2.0	0.2	1	8	2.4	41-14	9.1	.500	.000	.750	1.9	0.1	2	20	2.5
MORRIS, Yummy	25-7	17.0	.443	.000	.667	3.5	1.6	13	12	5.6	104-23	12.8	.467	.000	.750	3.2	0.6	42	67	4.7

Scoring

Player	Season Statistics								Career Statistics							
	FG-FGA	FG%	3FG-3FGA	3FG%	FT-FTA	FT%	PTS	PTS/G	FG-FGA	FG%	3FG-3FGA	3FG%	FT-FTA	FT%	PTS	PTS/G
ADIKA, Okako	86-204	.422	41-109	.376	32-37	.865	245	9.8	86-204	.422	41-109	.376	32-37	.865	245	9.8
BERRY, Michelle	57-182	.313	22-88	.250	13-18	.722	149	6.2	196-563	.348	76-259	.293	59-82	.720	527	6.8
BRADLEY, Paige	5-36	.139	3-25	.120	4-6	.667	17	0.9	5-36	.139	3-25	.120	4-6	.667	17	0.9
DIGGS, Tavy	63-142	.444	2-13	.154	25-44	.568	153	6.4	174-365	.477	7-33	.212	48-80	.600	403	6.6
GERMOND, Caroline	7-30	.233	5-17	.294	2-4	.500	21	1.2	43-161	.267	18-76	.237	8-14	.571	112	2.7
HEARD, Lauren	112-317	.353	16-48	.333	126-173	.728	366	14.6	609-1645	.370	129-415	.311	610-845	.722	1957	13.0
HOLMES, Aja	37-108	.343	30-89	.337	15-23	.652	119	5.2	83-240	.346	69-209	.330	24-33	.727	259	5.4
JACKSON, Aahliyah	22-71	.310	8-40	.200	10-14	.714	62	3.0	64-210	.305	34-119	.286	33-55	.600	195	4.3
MANUMALEUGA, Tara	23-100	.230	9-61	.148	10-17	.588	65	3.0	23-100	.230	9-61	.148	10-17	.588	65	3.0
MOKWUAH, Kayla	55-95	.579	0-0	.000	4-14	.286	114	4.8	95-185	.514	0-0	.000	12-26	.462	202	4.1
MORRIS, Patricia	24-51	.471	0-0	.000	13-20	.650	61	2.4	37-74	.500	0-0	.000	30-40	.750	104	2.5
MORRIS, Yummy	58-131	.443	0-0	.000	24-36	.667	140	5.6	195-418	.467	0-0	.000	102-136	.750	492	4.7

Totals

Player	Season Statistics									Career Statistics								
	O-REB	D-REB	TOTAL	PF	FO	A	TO	A/TO	O-REB	D-REB	TOTAL	PF	FO	A	TO	A/TO		
ADIKA, Okako	41	88	129	79	3	32	44	0.7	41	88	129	79	3	32	44	0.7		
BERRY, Michelle	22	95	117	37	0	38	33	1.2	98	337	435	122	1	108	116	0.9		
BRADLEY, Paige	4	7	11	12	0	3	5	0.6	4	7	11	12	0	3	5	0.6		
DIGGS, Tavy	17	63	80	34	1	30	42	0.7	43	141	184	106	4	71	91	0.8		
GERMOND, Caroline	2	15	17	24	0	12	15	0.8	12	56	68	88	0	90	54	1.7		
HEARD, Lauren	32	116	148	64	2	102	107	1.0	185	598	783	348	5	514	447	1.1		
HOLMES, Aja	3	19	22	5	0	4	5	0.8	4	37	41	34	0	16	21	0.8		
JACKSON, Aahliyah	6	49	55	46	0	33	23	1.4	21	109	130	109	1	62	54	1.1		
MANUMALEUGA, Tara	3	23	26	12	0	27	32	0.8	3	23	26	12	0	27	32	0.8		
MOKWUAH, Kayla	19	42	61	42	0	12	33	0.4	44	67	111	94	1	20	56	0.4		
MORRIS, Patricia	21	28	49	46	2	5	25	0.2	29	50	79	83	4	5	44	0.1		
MORRIS, Yummy	29	59	88	51	1	39	46	0.8	121	209	330	178	2	66	134	0.5		





TCU BASKETBALL GAME-BY-GAME STATISTICS



2021-22 TCU Women's Basketball
Team Game-by-Game
All games

Opponent	Date	Score		Total		3-Pointers		Free throws		Rebounds				PF	A	TO	BLK	STL	PTS	AVG
				FG-FGA	PCT	3FG-3FGA	PCT	FT-FTA	PCT	OFF	DEF	TOT	AVG							
Houston Baptist	11/09/2021	78-48	W	30-80	.375	4-25	.160	14-19	.737	21	37	58	58.0	19	18	16	3	14	78	78.0
at Tulane	11/17/2021	78-88	Lot2	27-83	.325	8-29	.276	16-24	.667	15	35	50	54.0	25	15	10	2	8	78	78.0
North Carolina	11/21/2021	46-79	L	18-56	.321	4-24	.167	6-11	.545	4	23	27	45.0	22	6	13	1	5	46	67.3
at Saint Mary's (CA)	11/26/2021	72-68	W	26-66	.394	6-22	.273	14-26	.538	13	25	38	43.3	16	15	10	3	13	72	68.5
vs California Baptist	11/27/2021	77-91	L	29-75	.387	4-16	.250	15-16	.938	15	29	44	43.4	17	13	13	0	3	77	70.2
Southeastern La.	12/01/2021	55-46	W	19-52	.365	10-30	.333	7-12	.583	8	27	35	42.0	11	16	15	4	5	55	67.7
Florida	12/05/2021	54-63	L	20-52	.385	3-8	.375	11-13	.846	6	24	30	40.3	16	14	23	3	9	54	65.7
Texas A&M	12/12/2021	87-75	W	27-59	.458	8-23	.348	25-32	.781	18	27	45	40.9	27	16	27	2	6	87	68.4
SMU	01/02/2022	53-79	L	21-60	.350	7-23	.304	4-7	.571	6	29	35	40.2	17	17	13	3	5	53	66.7
at Iowa St.	01/08/2022	47-78	L	20-73	.274	5-27	.185	2-9	.222	15	26	41	40.3	25	12	14	3	4	47	64.7
Kansas	01/10/2022	72-78	L	27-64	.422	8-26	.308	10-11	.909	12	20	32	39.5	14	19	15	2	5	72	65.4
Oklahoma St.	01/12/2022	64-63	W	23-48	.479	4-13	.308	14-21	.667	4	33	37	39.3	18	14	18	3	10	64	65.3
at Oklahoma	01/15/2022	71-100	L	27-70	.386	3-20	.150	14-20	.700	12	20	32	38.8	21	13	20	1	10	71	65.7
Texas Tech	01/19/2022	51-50	W	20-54	.370	5-16	.313	6-7	.857	7	27	34	38.4	15	15	17	1	3	51	64.6
Texas	01/22/2022	47-68	L	16-46	.348	4-14	.286	11-18	.611	9	28	37	38.3	19	13	19	2	4	47	63.5
at West Virginia	01/25/2022	54-66	L	16-44	.364	6-21	.286	16-23	.696	3	19	22	37.3	16	12	22	4	4	54	62.9
at Kansas St.	01/29/2022	54-63	L	20-47	.426	6-16	.375	8-13	.615	6	25	31	36.9	21	9	20	4	10	54	62.4
West Virginia	02/02/2022	62-70	L	21-50	.420	6-15	.400	14-17	.824	8	25	33	36.7	24	14	20	2	5	62	62.3
at Kansas	02/06/2022	60-75	L	20-55	.364	7-16	.438	13-20	.650	7	22	29	36.3	25	10	15	0	6	60	62.2
at Oklahoma St.	02/09/2022	47-76	L	19-49	.388	4-17	.235	5-8	.625	6	20	26	35.8	6	14	18	4	5	47	61.5
Iowa St.	02/12/2022	70-93	L	26-60	.433	5-15	.333	13-16	.813	5	17	22	35.1	10	14	5	2	5	70	61.9
at Baylor	02/16/2022	55-80	L	20-53	.377	8-23	.348	7-18	.389	8	29	37	35.2	13	13	17	0	4	55	61.5
Baylor	02/19/2022	59-78	L	20-61	.328	7-20	.350	12-18	.667	15	26	41	35.5	19	15	16	6	4	59	61.4
Oklahoma	02/23/2022	57-92	L	22-66	.333	2-23	.087	11-13	.846	6	31	37	35.5	15	16	19	5	9	57	61.3
at Texas	02/26/2022	42-77	L	15-44	.341	2-8	.250	10-14	.714	8	25	33	35.4	21	4	26	1	4	42	60.5
Total		1512		549-1467	.374	136-490	.278	278-406	.685	237	649	886	35.4	452	337	421	61	160	1512	60.5
Opponents		1844		690-1600	.431	185-514	.360	279-377	.740	277	704	981	39.2	408	436	356	88	205	1844	73.8

TCU Averages

Games Played	Points/game	FG Pct	3FG Pct	FT Pct	Rebounds/game	Assists/game	Turnovers/game	Assist/Turnover ratio	Steals/game	Blocks/game
25	60.5	37.4	27.8	68.5	35.4	13.5	16.8	0.8	6.4	2.4





TCU BASKETBALL OPPONENT GAME-BY-GAME STATISTICS



2021-22 TCU Women's Basketball
Opponents Game-by-Game
All games

Opponent	Date	Score		Total		3-Pointers		Free throws		Rebounds				PF	A	TO	BLK	STL	PTS	AVG
				FG-FGA	PCT	3FG-3FGA	PCT	FT-FTA	PCT	OFF	DEF	TOT	AVG							
Houston Baptist	11/09/2021	78-48	W	20-64	.313	4-16	.250	4-12	.333	8	27	35	35.0	17	10	25	2	6	48	48.0
at Tulane	11/17/2021	78-88	Lot2	31-82	.378	9-31	.290	17-23	.739	20	45	65	50.0	17	19	15	3	4	88	68.0
North Carolina	11/21/2021	46-79	L	27-68	.397	7-18	.389	18-23	.783	20	35	55	51.7	14	6	14	4	7	79	71.7
at Saint Mary's (CA)	11/26/2021	72-68	W	23-56	.411	9-30	.300	13-16	.813	9	30	39	48.5	24	18	22	3	5	68	70.8
vs California Baptist	11/27/2021	77-91	L	34-65	.523	16-34	.471	7-10	.700	4	30	34	45.6	19	22	13	5	6	91	74.8
Southeastern La.	12/01/2021	55-46	W	21-54	.389	4-14	.286	0-2	.000	6	25	31	43.2	14	11	17	0	6	46	70.0
Florida	12/05/2021	54-63	L	24-62	.387	2-18	.111	13-14	.929	13	25	38	42.4	15	18	17	5	15	63	69.0
Texas A&M	12/12/2021	87-75	W	26-60	.433	3-13	.231	20-29	.690	9	17	26	40.4	26	14	17	2	9	75	69.8
SMU	01/02/2022	53-79	L	31-69	.449	6-13	.462	11-19	.579	13	34	47	41.1	10	22	6	2	8	79	70.8
at Iowa St.	01/08/2022	47-78	L	26-59	.441	5-21	.238	21-24	.875	8	41	49	41.9	14	13	13	6	4	78	71.5
Kansas	01/10/2022	72-78	L	31-64	.484	8-14	.571	8-10	.800	12	26	38	41.5	12	17	17	4	7	78	72.1
Oklahoma St.	01/12/2022	64-63	W	23-58	.397	9-17	.529	8-13	.615	4	24	28	40.4	21	16	18	3	9	63	71.3
at Oklahoma	01/15/2022	71-100	L	37-69	.536	11-25	.440	15-21	.714	7	25	32	39.8	19	26	18	2	7	100	73.5
Texas Tech	01/19/2022	51-50	W	22-64	.344	1-7	.143	5-8	.625	12	26	38	39.6	12	17	11	6	12	50	71.9
Texas	01/22/2022	47-68	L	27-69	.391	4-14	.286	10-15	.667	16	27	43	39.9	18	16	8	3	8	68	71.6
at West Virginia	01/25/2022	54-66	L	26-65	.400	9-24	.375	5-6	.833	14	22	36	39.6	20	18	18	4	9	66	71.3
at Kansas St.	01/29/2022	54-63	L	20-56	.357	8-21	.381	15-16	.938	12	19	31	39.1	14	16	15	3	10	63	70.8
West Virginia	02/02/2022	62-70	L	24-58	.414	5-13	.385	17-20	.850	9	22	31	38.7	17	14	13	4	9	70	70.7
at Kansas	02/06/2022	60-75	L	26-62	.419	4-15	.267	19-25	.760	18	30	48	39.2	20	10	15	3	8	75	70.9
at Oklahoma St.	02/09/2022	47-76	L	29-64	.453	10-24	.417	8-11	.727	14	25	39	39.2	5	19	12	5	13	76	71.2
Iowa St.	02/12/2022	70-93	L	35-62	.565	19-36	.528	4-4	1.000	9	31	40	39.2	12	25	12	2	1	93	72.2
at Baylor	02/16/2022	55-80	L	32-67	.478	8-26	.308	8-10	.800	7	31	38	39.1	14	26	5	4	6	80	72.6
Baylor	02/19/2022	59-78	L	28-68	.412	6-22	.273	16-22	.727	16	27	43	39.3	18	20	8	7	10	78	72.8
Oklahoma	02/23/2022	57-92	L	33-67	.493	15-36	.417	11-15	.733	5	39	44	39.5	15	25	16	4	13	92	73.6
at Texas	02/26/2022	42-77	L	34-68	.500	3-12	.250	6-9	.667	12	21	33	39.2	21	18	11	2	13	77	73.8
Total		1844		690-1600	.431	185-514	.360	279-377	.740	277	704	981	39.2	408	436	356	88	205	1844	73.8
TCU		1512		549-1467	.374	136-490	.278	278-406	.685	237	649	886	35.4	452	337	421	61	160	1512	60.5

Opponents Averages

Games Played	Points/game	FG Pct	3FG Pct	FT Pct	Rebounds/game	Assists/game	Turnovers/game	Assist/Turnover ratio	Steals/game	Blocks/game
25	73.8	43.1	36.0	74.0	39.2	17.4	14.2	1.2	8.2	3.5





0 | CAROLINE GERMOND
SR | 5-7 | G
Angers, France



1 | AAHLIYAH JACKSON
GR | 5-10 | G
Ft. Smith, Ark.



2 | TARA MANUMALEUGA
JR | 5-10 | G
Queensland, Australia



3 | MARIAH ROBERTS
FR | 5-8 | G
Arlington, Texas



4 | OKAKO "KOKO" ADIKA
SR | 6-0 | G/F
Holstebro, Denmark



5 | YUMMY MORRIS
SR | 6-3 | F
North Little Rock, Ark.



10 | PAIGE BRADLEY
FR | 5-10 | G
Dallas, Texas



13 | TAVY DIGGS
JR | 6-2 | G
Richardson, Texas



14 | EVIE GOETZ
FR | 6-1 | F
Denton, Texas



15 | AJA HOLMES
SO | 5-8 | G
Cibolo, Texas



20 | LAUREN HEARD
GR | 5-9 | G
Denton, Texas



21 | DAIJA TURNER
FR | 6-3 | F
Fayetteville, N.C.



23 | MICHELLE BERRY
GR | 6-2 | F
Miami, Fla.



24 | KAYLA MOKWUAH
SR | 6-4 | C
Longmeadow, Mass.




32 | PATRICIA MORRIS
SR | 6-7 | F
Duarte, Calif.



RAEGAN PEBLEY
Head Coach
8th Season



HANNA HOWARD
Associate Head Coach
8th Season



BRITNEY BROWN
Associate Coach
6th Season



ABI OLAJUWON
Assistant Coach
4th Season



LEAH FOSTER
Player Dev. Coordinator
4th Season



ANGELA GONZAGA
Director of Operations
8th Season



TAYLOR LARSON
Strength & Conditioning Coach
4th Season



ALISSA SCHENK
Athletic Trainer
2nd Season



ADEOLA AKOMOLAFE
Graduate Assistant
1st Season



KIANNA RAY
Graduate Assistant
1st Season

