



HORNED FROGS

Dameon Myres | Assistant Director of Athletics Communications Office: 817.257.5367 | Cell: 817.897.5331 | E-mail: d.myres@tcu.edu

GAME 23 | VS. #7/11 BAYLOR

2021-22 SCHEDULE/RESULTS

OVERALL: 6-16 | BIG 12: 2-11
HOME: 5-7 | AWAY: 1-8 | NEUTRAL: 0-1

DATE	OPPONENT	TIME/RESULTS
N9	HOUSTON BAPTIST	W, 78-48
N17	at Tulane	L, 78-88 (20T)
N21	NORTH CAROLINA!	L, 46-79
N26	at Saint Mary's (Calif.)^	W, 72-68
N/27	vs. California Baptist^	L, 77-91
D1	SOUTHEASTERN LOUISIANA	W, 55-46
D5	FLORIDA\$	L, 54-63
D12	#18 TEXAS A&M	W, 87-75
D19	INCARNATE WORD	CANCELED
D21	UC RIVERSIDE	CANCELED
D29	DAVIDSON	CANCELED
J2	SMU	L, 79-53
J8	at #12 Iowa State*	L, 47-78
J10	KANSAS*	L, 72-78
J12	OKLAHOMA STATE*	W, 64-63
J15	at #23 Oklahoma*	L, 71-100
J19	TEXAS TECH*	W, 51-50
J22	#15 TEXAS*	L, 47-68
J25	at West Virginia*	L, 54-66
J29	at #25 Kansas State*	L, 54-63
F2	WEST VIRGINIA*	L, 62-70
F6	at Kansas*	L, 60-75
F9	at Oklahoma State*	L, 47-76
F12	#9 IOWA STATE*	L, 70-93
F16	at #7 Baylor*	L, 55-80
F19	#7 BAYLOR*	1 P.M.
F23	OKLAHOMA*	6:30 P.M.
F26	at Texas*	7 p.m.
M2	at Texas Tech*	7 p.m.
M5	KANSAS STATE*	1 P.M.

All times central | Home games in BOLD

* - Big 12 Conference Game | ! - Maggie Dixon Classic

^ - St. Mary's Thanksgiving Classic | \$ - Big 12/SEC Challenge



TCU (6-16, 2-11) vs. #7/11 BAYLOR (20-5, 10-3)

Feb. 19, 2022 | 1 p.m.

Ed and Rae Schollmaier Arena
Fort Worth, Texas



TV: Big 12 Now on ESPN+ | Talent: Ron Thulin, Fred Williams

Radio: KTCU | Talent: Jeff Williams

Live Stats: GoFrogs.com

Social Media: Twitter, @TCUWBBasketball; Instagram, @TCUWBB

FAST BREAKS

- TCU is set to face No. 7-ranked Baylor in back-to-back games for the first time in each program's histories. Following Wednesday's meeting in Waco, the two teams will turnaround to face each other again this Saturday in Fort Worth.
- TCU, who just faced No. 9-ranked Iowa State on Feb. 12, played a top-10 ranked team in back-to-back games for the first time since 1995. TCU faced No. 7-ranked Texas Tech in consecutive games back on March 4 and March 6, 1995.
- Saturday's contest against No. 7-ranked Baylor will mark the first time in program history that TCU has played a top-10 ranked team in three straight games.
- Super senior Lauren Heard has moved up to No. 2 all-time in scoring at TCU with 1,932 career points. She surpassed Sandora Irvin (2001-05), who totaled 1,892 points in her career at TCU. Heard is now just 43 points shy of Zahna Medley (2012-16), who totaled 1,975 career points.
- Heard became the first player in TCU history, the first player in Big 12 Conference history and just the eighth player in the NCAA over the past 22 years to register at least 1,900 points, 750 rebounds, 500 assists and 250 steals in a career.

TCU	TALE OF THE TAPE	BAYLOR
61.5	PPG	76.8
72.6	OPP. PPG	60.2
.380	FG PCT.	.456
.426	OPP. FG PCT.	.366
.285	3PT FG PCT.	.351
.363	OPP. 3PT FG PCT.	.310
.679	FT PCT.	.732
35.2	REBOUNDS/GAME	39.1
39.1	OPP. REBOUNDS/GAME	34.0
-3.9	REB. MARGIN	+5.1
13.7	ASSISTS/GAME	17.6
6.5	STEALS/GAME	6.7
2.2	BLOCKS/GAME	3.8

TCU'S PROJECTED STARTERS (based on last game)



2 | TARA MANUMALEUGA
5-10 | G | Jr.
Queensland, Australia

PTS	REB	AST	STL
2.8	1.1	25	11



4 | OKAKO "KOKO" ADIKA
6-0 | G/F | Sr.
Holstebro, Denmark

PTS	REB	3FG%	STL
9.4	5.2	.348	18




20 | LAUREN HEARD
5-10 | G | Gr.
Denton, Texas

PTS	REB	AST	STL
15.5	6.1	91	30



23 | MICHELLE BERRY
6-2 | F | Gr.
Miami, Fla.

PTS	REB	AST	STL
6.6	5.1	34	19



24 | KAYLA MOKWUAH
6-4 | F/C | Sr.
Longmeadow, Mass.

PTS	REB	FG%	BLK
4.0	2.0	.588	9

BAYLOR PROJECTED STARTERS	
1 NaLyssa Smith	20 pts, 10 reb vs. TCU
3 Jordan Lewis	14 pts, 6 ast vs. TCU
4 Queen Egbo	22 pts, 13 reb vs. TCU
21 Ja'Mee Asberry	11 pts vs. TCU
24 Sarah Andrews	8 pts, 9 ast vs. TCU



**ROSTER BREAKDOWN****BY CLASS****Graduate Students (3)**

Michelle Berry, Lauren Heard, Aahliyah Jackson

Seniors (5)

Okako Adika, Caroline Germond, Kayla Mokwuah, Patricia Morris, Yummy Morris

Juniors (2)

Tavy Diggs, Tara Manumaleuga

Sophomores (1)

Aja Holmes

Freshmen (5)

Paige Bradley, Knisha Godfrey, Evie Goetz, Mariah Roberts, DaiJa Turner

BY HOME STATE/COUNTRY**Arkansas (2)**

Aahliyah Jackson, Yummy Morris

Australia (1)

Tara Manumaleuga

Denmark (1)

Okako Adika

California (1)

Patricia Morris

Florida (2)

Michelle Berry, Knisha Godfrey

France (1)

Caroline Germond

Massachusetts (1)

Kayla Mokwuah

North Carolina (1)

DaiJa Turner

Texas (6)

Paige Bradley, Tavy Diggs, Evie Goetz, Lauren Heard, Aja Holmes, Mariah Roberts

NUMERICAL ROSTER

NO.	NAME	P	H	Y	HOMETOWN (PREVIOUS SCHOOL)
0	Caroline Germond	G	5-7	Sr.	Angers, France (South Plains College)
1	Aahliyah Jackson	G	5-10	Gr.	Ft. Smith, Ark. (Texas A&M)
2	Tara Manumaleuga	G	5-10	Jr.	Queensland, Australia (Arizona)
3	Mariah Roberts	G	5-8	Fr.	Arlington, Texas (Martin HS)
4	Okako "Koko" Adika	G/F	6-0	Sr.	Holstebro, Denmark (Butler)
5	Yummy Morris	F	6-3	Sr.	North Little Rock, Ark. (North Little Rock HS)
10	Paige Bradley	G	5-10	Fr.	Dallas, Texas (Bishop Lynch HS)
11	Knisha Godfrey	G	5-9	RS-Fr.	Tampa, Fla. (Mississippi State)
13	Tavy Diggs	G	6-2	Jr.	Richardson, Texas (Plano East HS)
14	Evie Goetz	F	6-1	Fr.	Denton, Texas (Guyer HS)
15	Aja Holmes	G	5-8	So.	Cibolo, Texas (Steele HS)
20	Lauren Heard	G	5-9	Gr.	Denton, Texas (Guyer HS)
21	DaiJa Turner	F	6-3	Fr.	Fayetteville, N.C. (Village Christian Academy)
23	Michelle Berry	F	6-2	Gr.	Miami, Fla. (Virginia Tech)
24	Kayla Mokwuah	C	6-4	Sr.	Longmeadow, Mass (George Washington)
32	Patricia Morris	F	6-7	Sr.	Duarte, Calif. (Oregon State)

ALPHABETICAL ROSTER

NO.	NAME	P	H	Y	HOMETOWN (PREVIOUS SCHOOL)
4	Okako "Koko" Adika	G/F	6-0	Sr.	Holstebro, Denmark (Butler)
23	Michelle Berry	F	6-2	Gr.	Miami, Fla. (Virginia Tech)
10	Paige Bradley	G	5-10	Fr.	Dallas, Texas (Bishop Lynch HS)
13	Tavy Diggs	G	6-2	Jr.	Richardson, Texas (Plano East HS)
0	Caroline Germond	G	5-7	Sr.	Angers, France (South Plains College)
11	Knisha Godfrey	G	5-9	RS-Fr.	Tampa, Fla. (Mississippi State)
14	Evie Goetz	F	6-1	Fr.	Denton, Texas (Guyer HS)
20	Lauren Heard	G	5-9	Gr.	Denton, Texas (Guyer HS)
15	Aja Holmes	G	5-8	So.	Cibolo, Texas (Steele HS)
1	Aahliyah Jackson	G	5-10	Gr.	Ft. Smith, Ark. (Texas A&M)
2	Tara Manumaleuga	G	5-10	Jr.	Queensland, Australia (Arizona)
24	Kayla Mokwuah	C	6-4	Sr.	Longmeadow, Mass (George Washington)
32	Patricia Morris	F	6-7	Sr.	Duarte, Calif. (Oregon State)
5	Yummy Morris	F	6-3	Sr.	North Little Rock, Ark. (North Little Rock HS)
3	Mariah Roberts	G	5-8	Fr.	Arlington, Texas (Martin HS)
21	DaiJa Turner	F	6-3	Fr.	Fayetteville, N.C. (Village Christian Academy)

COACHING STAFF

POSITION	NAME (YEAR AT TCU) [ALMA MATER]
Head Coach	Raegan Pebley (8th Season) [Colorado, 97]
Associate Head Coach	Hanna Howard (8th Season) [Portland, 05]
Associate Coach	Britney Brown (6th Season) [Oklahoma, 07]
Assistant Coach	Abi Olajuwon (4th Season) [Oklahoma, 10]
Player Development Coordinator	Leah Foster (4th Season) [St. Edward's, 06]
Assistant AD, Director of Operations	Angela Gonzaga
Graduate Assistant	Kianna Ray
Graduate Assistant	Adeola Akomolafe
Strength & Conditioning Coach	Taylor Larson
Athletic Trainer	Alissa Schenk

PRONUNCIATION GUIDE

Okako Adika oh - CAH - coe uh - DEE - kay

Tavy Diggs TA - vee (like TAFFY)

Caroline Germond juhr - MOND

Knisha Godfrey KUH - knee - shuh

Evie Goetz EH - vee GETS

Aja Holmes AH - zhuh

Aahliyah Jackson uhh - LEE - yuh

Tara Manumaleuga TAR - uh MAH - new - mal - eh - OON - yuh

Kayla Mokwuah MOCK - wah

Raegan Pebley RAY - guhn pea - BLEE



**0 | CAROLINE GERMOND | 5-7 | G | SR.**

- Transferred to TCU from South Plains College prior to the 2020-21 season
- Drained back-to-back three-point buckets at Iowa State; finished with 6 points
- Owns more than 70 pairs of shoes
- Favorite foods include sushi and seafood

**1 | AAHLIYAH JACKSON | 5-10 | G | GR.**

- Transferred to TCU from Texas A&M prior to the 2020-21 season
- Tied a career-high with eight rebounds against her former team, Texas A&M
- Has already earned her MBA from TCU
- Favorite place to eat in Fort Worth is Pappadeaux

**2 | TARA MANUMALEUGA | 5-10 | G | JR.**

- Transfers to TCU following two years at Arizona
- Set a new career-high with six assists at Oklahoma State on Feb. 9
- Named to 2019-20 Pac-12 Academic Honor Roll
- Played tennis when she was younger
- Favorite place she has visited is Fiji

**3 | MARIAH ROBERTS | 5-8 | G | FR.**

- In her first season with the Horned Frogs
- Was ranked the No. 93 overall prospect by PrepGirlsHoops.com following a prep career at Arlington-Martin High School
- She is one of 77 different grandkids in her family
- Says Christmas is her favorite time of year

**4 | OKAKO "KOKO" ADIKA | 6-0 | G/F | SR.**

- Transfers to TCU prior to the 2021-22 season following a year at Butler
- Notched her first double-double since March 5, 2021, with 10 points and a career-high 11 rebounds at K-State on Jan. 29
- Can speak five different languages

**5 | YUMMY MORRIS | 6-3 | F | SR.**


- Enters her fourth season with the Horned Frogs
- Tallied at least one blocked shot in 7 of 8 games from Jan. 2 thru Jan. 25
- Was named to 2020-21 Big 12 All-Academic team
- Her name, Yo'Myris, means "Nubian Beauty"
- Has to put on her right sock before the left

**10 | PAIGE BRADLEY | 5-10 | G | FR.**

- Highly touted freshman that was ranked No. 72 overall and No. 7 player out of Texas by ESPN
- Drained a three-pointer for first career collegiate bucket and finished with five points at Tulane
- Her mom, Amie, played basketball at Texas and was associate head coach at SMU

**11 | KNISHA GODFREY | 5-9 | G | RS-FR.**

- Mid-Year transfer in 2021-22 from Mississippi State
- Ranked as the No. 40 player in the country and No. 8 point guard in the Class of 2021 by ESPN
- Three-time player of the year coming out of Tampa Bay Technical High School

**13 | TAVY DIGGS | 6-2 | G | JR.**

- Enters her third season at TCU
- Registered her second career double-double with 20 points and 11 rebounds vs. Oklahoma State
- Set a new career-high with six steals in TCU's win over Oklahoma State
- Her favorite place to shop is at the Lego Store

**14 | EVIE GOETZ | 6-1 | F | FR.**

- True freshman for the Frogs
- Played prep career at both Flower Mound Marcus and Denton Guyer, and was ranked the No. 6 player in Texas following her senior campaign
- Two-time TABC and TGCA all-state selection
- Taught herself how to juggle

**15 | AJA HOLMES | 5-8 | G | SO.**

- Enters her second season at TCU following a freshman season that saw her average 5.6 points per game
- Connected on game-winning three-pointer against Texas Tech on Jan. 19
- Has met her real-life-hero, Kevin Durant

**20 | LAUREN HEARD | 5-9 | G | GR.**

- TCU's most-seasoned veteran, entering her fifth season with the Frogs
- Came within an assist shy of a triple-double against WVU, posting 22 pts, 10 reb and 9 ast
- Ranks No. 2 all-time at TCU in career scoring
- Has recently overcome her fear of roller coasters

**21 | DAIJA TURNER | 6-3 | F | FR.**

- One of four freshmen for the Frogs in 2021-22
- Enjoyed a prep career at Village Christian Academy in Fayetteville, N.C.
- Two-time all-state selection
- Set a state record with 260 blocked shots
- Has lived in three different countries

**23 | MICHELLE BERRY | 6-2 | F | GR.**

- Transferred to TCU from Virginia Tech prior to the 2019-20 season
- Began her career at Cal State Fullerton
- Scored her 1,000th career point on Jan. 12, in game against Oklahoma State
- Is a fan of the CBS show "Criminal Minds"

**24 | KAYLA MOKWUAH | 6-4 | C | SR.**

- Transferred to TCU from George Washington prior to the 2020-21 season
- Scored 10 points and had two blocked shots in a starting role at Oklahoma State on Feb. 9
- One of her bucket list items is to sky dive
- Has visited Nigeria and is addicted to coffee

**32 | PATRICIA MORRIS | 6-7 | F | SR.**

- Transferred to TCU from Oregon State prior to the 2020-21 season
- Set a new career-high with 6 rebounds against Texas A&M
- Serves as the only player on the team that hails from the state of California





HEARD INCHES CLOSER TO ALL-TIME SCHOOL RECORD

- Super senior Lauren Heard has totaled 1,932 points in her career at TCU.
- Heard moved past Sandora Irvin (2001-05), who totaled 1,892 career points, and now ranks No. 2 all-time in school history.
- Heard is now just 43 points shy of Zahna Medley (2012-16), who currently holds the all-time school record with 1,975 career points scored.

LET'S GO CLUB HOPPING

- Lauren Heard has already made her way into a few select clubs in her career at TCU.
- Heard is now a member of the 1,900 points club, the 700 rebounds club, the 500 assists club and the 250 steals club.
- In TCU's history, Heard is just the second player to score at least 1,900 career points, just the eighth player to total at least 700 rebounds, just the third player to dish out at least 500 assists and just the third player to notch at least 250 steals in a career.

JOINING THE ELITE

- Lauren Heard became the first player at TCU, the first player in the Big 12 Conference and just the eighth player in the NCAA over the past 22 seasons to total at least 1,900 points, 750 rebounds, 500 assists and 250 steals.
- Heard joins former NCAA greats Maya Moore (UConn), Alana Beard (Duke), Casey Garrison (Missouri State), Shenise Johnson (Miami, Fla.), Shakyla Hill (Grambling), Courtney Pilypaitis (Vermont), and Ta'Kenya Nixon (Eastern Illinois) as the only players since 1999-2000 to register those totals in a career.

ADDING HER NAME TO THE BIG 12 CONFERENCE RECORD BOOKS

- Lauren Heard, who has already set TCU's all-time free throws made record, has now pushed her way into the Big 12 records books for career free throws made.
- Heard has totaled 599 career free throws, moving up to No. 4 all-time and surpassing Colorado's Jakie McFarland (2005-08), who totaled 586 free throws in a career.
- Below is the Big 12's all-time career free throws made list:

PLAYER	SCHOOL	FTM
Brittney Griner	Baylor	787
Andrea Riley	Oklahoma State	775
LaNeishea Caufield	Oklahoma	693
Lauren Heard	TCU	599
Jackie McFarland	Colorado	586

FROGS INSIDE SCHOLLMAIER ARENA

- TCU has tallied an overall record of 75-35 (.681) inside Schollmaier Arena since opening back on Dec. 20, 2015.
- TCU is an impressive 38-5 (.883) overall in all non-conference games played inside

Schollmaier Arena.

- The Horned Frogs are 30-30 (.500) when playing Big 12 foes inside Schollmaier Arena.
- Inside Schollmaier Arena, TCU is undefeated in postseason contests with a mark of 7-0.

THE SPEED LIMIT IS 50 MPH

- TCU notched a 51-50 win over Texas Tech on Jan. 19, limiting the opposition to 50 points or less for a third time this season. TCU is 3-0 in those games, limiting opposing teams to 50 points or less.
- In fact, TCU has won 32 straight games where they have limited the opponent to 50 points or less, which included a record of 30-0 under current head coach Raegan Pebley.
- The last time a TCU team lost to an opponent, giving up 50 points or less, came back in the Jeff Mittie Era when the Frogs fell to Oklahoma State, 49-48, back on Jan. 29, 2014.

CLOSE CALLS

- With its one-point win over Texas Tech on Jan. 19, TCU registered a one-point victory in back-to-back home games, having just beat Oklahoma State, 64-63, on Jan. 12, inside Schollmaier Arena.
- It marked the first time in school history that a TCU team has posted multiple one-points wins in the same season.

BACK IN THE THREE-POINT SADDLE

- TCU has connected on at least seven three-point baskets made in two of the past four games, going 7-of-16 from downtown at Kansas (Feb. 6) and then going 8-of-23 from beyond that arc at Baylor (Feb. 16).
- The Horned Frogs shot a season-best .438 effort from downtown against the Jayhawks, marking the highest three-point shooting percentage in a game since shooting .500 (11-of-22) against Middle Tennessee State last season.
- TCU has shot at least 35 percent from three-point range in four of the past six contests, which dates back to a .375 shooting percentage at K-State on Jan. 29.

HOW'S THE WEATHER UP THERE?

- Senior Patricia Morris, who stands at 6-7, ranks as the tallest player that head coach Raegan Pebley has added to the roster.
- In the history of TCU's rosters, Morris is just the fourth player that stands at least 6-6 or taller to don the Purple & White.
- Lindsey Prewitt, who stood at 6-8 while playing for the Horned Frogs from 2001-03, ranks as the tallest player ever on the women's basketball team.
- Morris is tied with Kim Estes (1995-96) as the second-tallest player to play at TCU. Both players are measured at 6-7.
- Klara Bradshaw (2013-15) ranks as the

GENERAL INFORMATION

Location	Fort Worth, Texas
Founded	1873
Enrollment	11,938
Colors	Purple and White
Nickname	Horned Frogs
Home Facility	Ed and Rae Schollmaier Arena
Opened	2015
Capacity	6,700
Conference	Big 12 Conference
Affiliation	NCAA Division I
Chancellor	Dr. Victor J. Boschini Jr.
Athletics Director	Jeremiah Donati
SWA	Kim Johnson
Faculty Athletics Rep.	Rhonda Hatcher
Athletics Dept. Phone	(817) 257-5658

HISTORY

First Season	1977-78 (45th Yr.)
First NCAA DI Season	1982-83 (40th Yr.)
Record All-Time	644-687 (.483)
Record in NCAA DI	569-613 (.481)
Regular Season Conf. Championships	3
Conf. Tournament Championships	3
NCAA Appearances (Last)	9 (2010)
Record in NCAA Championships	5-9
Years in WNIT (Last)	7 (2019)
Record in WNIT	13-7

BASKETBALL COACHING STAFF

Head Coach	Raegan Pebley (Colorado, 1997)
Record at TCU	133-109 (8th)
Career Record	289-284 (19th)
Associate Head Coach	Hanna Howard (7th)
Associate Coach	Britney Brown (5th)
Assistant Coach	Abi Olajuwon (3rd)
Director of Ops.	Angela Gonzaga (7th)
Player Development	Leah Foster (3rd)
GA's	Adeola Akomolafe (1st)
	Kianna Ray (1st)
Administrative Assistant	Jodi Clifton
Office Phone Number	(817) 257-7962

2020-21 REVIEW

Overall Record	10-15
Big 12 Record (Finish)	4-14 (8th)
Conference Tournament	QF's
Postseason	N/A
Final AP/USA Today Ranking	N/A

2021-22 PREVIEW

Letterwinners Returning/Lost	10/4
Starters Returning/Lost	5/0
Newcomers	6

ATHLETICS COMMUNICATIONS

WBB Contact	Dameon Myres
Cell Phone	(817) 897-5331
Office Phone	(817) 257-5367
Email	d.myres@tcu.edu





TOP-25 POLLS

ASSOCIATED PRESS TOP-25 (Feb. 13, 2022)

No.	Team	Rec.	Pts.	Last
1	South Carolina (30)	23-1	750	1
2	Stanford	21-3	719	2
3	Louisville	22-2	682	3
4	NC State	23-3	667	5
5	Indiana	18-3	622	7
6	Iowa State	21-3	552	9
7	Baylor	19-5	539	10
8	Arizona	18-4	532	6
9	Michigan	20-4	521	4
10	UConn	17-5	459	8
11	LSU	21-4	434	14
12	Tennessee	21-4	432	13
13	Maryland	18-6	383	15
14	Texas	17-6	353	16
15	Oklahoma	20-4	350	12
16	Georgia Tech	19-6	302	11
17	Florida	18-6	251	19
18	Ohio State	18-4	211	21
19	Notre Dame	19-6	199	18
20	BYU	21-2	195	20
21	Georgia	17-7	155	17
22	Iowa	16-6	110	25
23	Virginia Tech	19-6	100	NR
24	North Carolina	19-5	63	23
25	Florida Gulf Coast	22-2	56	22

OTHERS RECEIVING VOTES: Oregon 52, Kansas 18, Princeton 12, Gonzaga 6, Villanova 5, UCF 5, Liberty 4, Toledo 3, Rhode Island 3, DePaul 2, Arizona State 1, IUPUI 1, Nebraska 1

USA TODAY COACHES TOP-25 (Feb. 15, 2022)

No.	Team (Record)	Pts.	Last	1-PV
1	South Carolina (23-1)	799	1	31
2	Stanford (21-3)	763	2	1
3	Louisville (23-2)	737	3	0
4	NC State (23-3)	703	5	0
5	Iowa State (21-3)	634	9	0
6	Indiana (18-4)	605	6	0
7	Arizona (18-4)	542	7	0
8	Tennessee (21-4)	535	10	0
9	Michigan (20-4)	532	4	0
10	Baylor (19-5)	530	11	0
11	Connecticut (17-5)	491	8	0
12	LSU (21-4)	480	13	0
13	Maryland (19-6)	449	12	0
14	Texas (17-6)	360	17	0
15	Oklahoma (20-4)	307	15	0
16	Brigham Young (21-2)	290	18	0
17	Georgia (17-7)	264	14	0
18	Georgia Tech (19-6)	259	16	0
19	Ohio State (19-4)	242	21	0
20	Notre Dame (19-6)	202	19	0
21	Florida (19-6)	172	23	0
22	Florida Gulf Coast (22-2)	108	20	0
23	North Carolina (19-5)	104	22	0
24	Virginia Tech (19-6)	89	NR	0
25	Iowa (16-7)	61	24	0

OTHERS RECEIVING VOTES: Central Florida (18-3) 45; Liberty (23-2) 22; Mississippi (18-6) 15; Oregon (17-8) 14; Rhode Island (20-3) 11; Nebraska (19-6) 8; Drexel (19-3) 7; South Florida (17-7) 4; Stony Brook (21-3) 4; Gonzaga (20-5) 3; Utah (15-8) 3; Arizona State (12-9) 2; South Dakota (20-5) 2; Kansas (17-5) 1; South Dakota State (17-8) 1.

fourth tallest player, coming in with a height of 6-6.

BERRY CRACKS THE 1,000-POINT MARK

- Super senior Michelle Berry has made her way into the 1,000-points club.
- The Miami, Fla., native notched her 1,000th career point in TCU's win over Oklahoma State on Jan. 12, 2022.
- Berry scored 420 career points at Cal State Fullerton and 147 points as a player at Virginia Tech.
- She has totaled 517 career points in her three seasons with the Horned Frogs, giving her 1,084 career points.

MOKWUAH WITH THE TAKEAWAYS

- Kayla Mokwuah made her first start in a TCU uniform since March 7 of last season, as she was inserted into the starting line-up against Kansas on Feb. 6.
- The Longmeadow, Mass., native totaled just four points and a pair of rebounds in the game, but came up big on the defensive side of the ball with a team-best three steals.
- It marked a new career-high for the senior and the most in a game since totaling two takeaways against Oral Roberts back in December of last season (2020).

BREAKING RANKS

- With TCU's win over No. 18-ranked Texas A&M, the Horned Frogs earned a victory over an AP Top-25 ranked team for the first time since the 2019-20 season.
- Despite not picking up a top-25 win last season, TCU has still managed to defeat a top-25 ranked team in 17 of the past 20 seasons.
- That mark includes a win over a top-25 ranked team in six of the eight seasons that head coach Raegan Pebley has been in Fort Worth.
- TCU has tallied 29 victories over top-25 ranked teams since the 2000-01 season.

20-30 VISION

- TCU had two players score at least 20 points in the same game for the first time this season when Lauren Heard finished with 33 points and Aja Holmes totaled 22 points against Texas A&M.
- It marked the first time since Heard's 26 points and Tavy Diggs' 20-point effort in TCU's win over Kansas in the first round of the Big 12 Tournament last season.
- TCU had a 30-point scorer and a 20-point scorer in the same game for the first time in school history.

BIG 12 HONORS

- Super senior Lauren Heard was named the Big 12 Player of the Week on Dec. 13, 2021.
- Heard won Big 12 weekly honors for a school-record fifth time in her career.
- Zahna Medley totaled six Big 12 honors in her career (POW, twice in her career and

Freshman of the Week on four different occasions.

- Helena Sverrisdottir is the school-record holder with nine Player of the Week honors she registered when TCU was a member of the Mountain West Conference.

HEARD NETS PRESEASON HONORS

- Lauren Heard was a unanimous selection named to the Preseason All-Big 12 team. She was one of seven unanimous selections on a preseason team that totaled 12 players.
- Heard was also named to the Lieberman Award, Wooden and Naismith Preseason Player of the Year Award watch lists. She was the only player from the Big 12 named to the Lieberman watch list.
- Earlier this season, Heard was named a finalist for the Senior CLASS Award.

WOMEN'S HOOPS LOCKER ROOM NAMED IN HONOR OF FORMER HORNE D FROG

- TCU's women's locker room has been named "The Zahna Medley Kindred Women's Basketball Locker Room".
- The renaming of the locker room was given by the Nancy Tartaglio Richards family, who recognized Medley Kindred for her contributions to TCU, both on the court and off.
- The Zahna Medley Kindred Women's Basketball Locker Room is among the first spaces at TCU named after a woman of color.
- Medley Kindred was a four-year letterwinner for the Horned Frogs from 2012-16.
- She closed out her career at TCU as the program's all-time leading scorer with 1,975 points.





SERIES BREAKDOWN



VS.



Meeting 49th
All-Time Series Baylor leads, 43-5
Date Series Began Jan. 22, 1983
Last Game Played Feb. 16, 2022
Last Meeting Baylor won, 80-55
Current Win Streak Baylor, won 33
TCU at Home 3-20
TCU on the Road 2-21
TCU on a Neutral Court 0-2

SERIES UNDER COACH PEBLEY

TCU Record in Series 0-17
TCU at Home 0-7
TCU on the Road 0-8
TCU on a Neutral Court 0-2

SERIES SINCE TCU JOINED BIG 12

TCU Record in Series 0-21
TCU at Home 0-9
TCU on the Road 0-10
TCU on a Neutral Court 0-2

LAST 10 GAMES

Date	W/L	Score	Location
02/16/22	L	55-80	Waco
03/12/2021	L	55-92	Kansas City
01/26/2021	L	49-82	Waco
01/02/2021	L	50-74	Fort Worth
01/12/2020	L	62-81	Waco
01/22/2020	L	57-66	Fort Worth
02/09/2019	L	71-89	Waco
01/12/2019	L	55-79	Fort Worth
03/04/2018	L	48-94	Oklahoma City
02/24/2018	L	53-85	Fort Worth

SERIES NOTES

- The Bears have won 33 straight games against TCU - a streak that dates back to Jan. 12, 1991.
- TCU's last win over Baylor was an 83-76 victory in Fort Worth, back on Feb. 28, 1990.
- TCU's last win against Baylor in Waco came back on Jan. 27, 1990.
- TCU's last win against Baylor in Fort Worth came back on Feb. 28, 1990.
- TCU and Baylor are facing each other in back-to-back games for the first time in each program's history.
- In the last 21 meetings against Baylor, the Bears have been ranked inside the AP Top-25 poll all 21 games.

HEARD'S PUSH FOR THE RECORD BOOKS (CAREER RECORDS)

POINTS

1. Zahna Medley	2012-16	1,975
2. Lauren Heard	2017-Pres.	1,932
3. Sandora Irvin	2001-05	1,892
4. Helena Sverrisdottir	2007-11	1,764
5. Adrienne Ross	2003-08	1,725
6. Lynn Davis	1978-91	1,683
7. Emily Carter	2007-11	1,563

SCORING AVERAGE

1. Lynn Davis	1978-81	17.90
2. Zahna Medley	2012-16	15.55
3. Sandora Irvin	2001-05	14.89
4. Vernell Armstrong	1977-80	13.94
5. Janice Dziuk	1986-90	13.66
6. Helena Sverrisdottir	2007-11	13.56
7. Jennifer Hickman	1995-97	13.54
8. Lauren Heard	2017-Pres.	13.10
9. Kati Safaritova	2000-02	13.06
10. Adrienne Ross	2003-08	12.77

FIELD GOALS MADE

1. Sandora Irvin	2001-05	686
2. Zahna Medley	2012-16	633
3. Adrienne Ross	2003-08	627
4. Lauren Heard	2017-Pres.	602
5. Jordan Moore	2015-19	591
6. Helena Sverrisdottir	2007-11	562
7. Janice Dziuk	1986-90	545
8. Natalie Ventress	2012-15	480
9. Leah Garcia	1994-98	478
10. Amy Okonkwo	2016-19	477

FIELD GOAL ATTEMPTS

1. Zahna Medley	2012-16	1,620
2. Lauren Heard	2017-Pres.	1,615
3. Adrienne Ross	2003-08	1,526
4. Sandora Irvin	2001-05	1,503
5. Helena Sverrisdottir	2007-11	1,293

FREE THROWS MADE

1. Lauren Heard	2017-Pres.	599
2. Sandora Irvin	2001-05	482
3. Helena Sverrisdottir	2007-11	469
4. Emily Carter	2007-11	398
5. Zahna Medley	2012-16	393

FREE THROW ATTEMPTS

1. Lauren Heard	2017-Pres.	831
2. Sandora Irvin	2001-05	705
3. Helena Sverrisdottir	2007-11	599
4. Jordan Moore	2015-19	524
5. Janice Dziuk	1986-90	511

REBOUNDS

1. Sandora Irvin	2001-05	1,370
2. Jordan Moore	2015-19	892
3. Helena Sverrisdottir	2007-11	826
4. Lorie Butler-Rayford	2004-08	817
5. Janice Dziuk	1986-90	778
6. Lauren Heard	2017-Pres.	769
7. Latricia Lovings	2010-14	742
8. Vernell Armstrong	1977-80	718
9. Tiffany Evans	2000-04	676
10. Stacy Francis	1994-98	637

ASSISTS

1. Helena Sverrisdottir	2007-11	546
2. Zahna Medley	2012-16	510
3. Lauren Heard	2017-Pres.	503
4. Natasha Lacy	2003-06	461
5. Jill Sutton	1997-2001	445
6. Cinda Baer	1978-82	403
7. Kianna Ray	2016-20	401

STEALS

1. Adrienne Ross	2003-08	339
2. Rachel Hesse	1989-93	284
3. Lauren Heard	2017-Pres.	256
4. Chelsea Prince	2012-15	237
5. Helena Sverrisdottir	2007-11	227
Natasha Lacy	2003-06	227
7. Sandora Irvin	2001-05	224

GAMES STARTED

1. Helena Sverrisdottir	2007-11	127
2. Zahna Medley	2012-16	125
3. Sandora Irving	2001-05	118
4. Lauren Heard	2017-Pres.	116
Jill Sutton	1997-01	116
6. Natalie Ventress	2012-15	114
7. Jordan Moore	2015-19	110
Adrienne Ross	2003-08	110
9. Kianna Ray	2016-20	109
10. Stacy Francis	1994-98	101

BIG 12 CAREER RECORDS

FREE THROWS MADE

1. Britney Griner	Baylor	787
2. Andrea Riley	Okla. State	775
3. LaNeishia Caufield	Oklahoma	693
4. Lauren Heard	TCU	599
5. Jackie McFarland	Colorado	586

GAMES PLAYED

1. Nina Davis	Baylor	149
2. Brittney Griner	Baylor	148
Kimetria Hayden	Baylor	148
4. Lauren Heard	TCU	147
Kalani Brown	Baylor	147





2021-22 BIG 12 STANDINGS

TEAM	BIG 12	PCT.	H	A	Streak	OVERALL	PCT.	H	A	N	Streak
Iowa State	10-3	.769	5-1	5-2	L1	21-4	.840	12-1	6-3	3-0	L1
Baylor	10-3	.769	6-1	4-2	W5	20-5	.800	12-1	5-3	3-1	W5
Oklahoma	9-4	.692	5-2	4-2	L2	20-5	.800	12-2	6-2	2-1	L2
Kansas	9-4	.692	5-2	4-2	W6	18-5	.783	12-2	5-2	1-1	W6
Texas	8-5	.615	4-3	4-2	W3	18-6	.750	10-3	7-3	1-0	W3
Kansas State	7-6	.538	5-1	2-5	L2	17-8	.680	13-1	4-7	0-0	L2
West Virginia	4-9	.308	2-4	2-5	L4	11-12	.478	6-4	3-6	2-2	L4
Texas Tech	3-10	.231	1-5	2-5	W1	10-14	.417	5-6	2-5	3-3	W1
Oklahoma State	3-10	.231	2-5	1-5	W2	8-14	.364	5-6	3-6	0-2	W2
TCU	2-11	.154	2-4	0-7	L8	6-16	.273	5-7	1-8	0-1	L8

BIG 12 PRESEASON HONORS

PRESEASON PLAYER OF THE YEAR:

NaLyssa Smith, Baylor

PRESEASON NEWCOMER OF THE YEAR

Jordan Lewis, Baylor

PRESEASON FRESHMAN OF THE YEAR

Aaliyah Moore, Texas

PRESEASON ALL-BIG 12 TEAM

*NaLyssa Smith, Baylor

*Ashley Joens, Iowa State

*Ayoka Lee, K-State

*Madi Williams, Oklahoma

***Lauren Heard, TCU**

*Vivian Gray, Texas Tech

*Esmery Martinez, West Virginia

Queen Egbo, Baylor

Joanne Allen Taylor

Lexi Donarski, Iowa State

Holly Kersgieter, Kansas

Taylor Robertson, Oklahoma

*Denotes unanimous selection

HONORABLE MENTION:

Ja'Mee Asberry (Baylor)

Jordan Lewis (Baylor)

Emily Ryan (Iowa State)

Taylen Collins (Oklahoma State)

Rori Harmon (Texas)

KK Deans (West Virginia)

Kari Niblack (West Virginia)

BIG 12 PLAYERS OF THE WEEK

DATE	PLAYER	SCHOOL
Nov. 15	Ayoka Lee	K-State
Nov. 22	Ashley Joens	Iowa State
Nov. 29	NaLyssa Smith	Baylor
Dec. 6	Ana Llanusa	Oklahoma
Dec. 13	Lauren Heard	TCU
Dec. 20	Ayoka Lee	K-State
Dec. 27	Taylor Robertson	Oklahoma
Jan. 3	Ayoka Lee	K-State
Jan. 10	Emily Ryan	Iowa State
Jan. 17	Skylar Vann	Oklahoma
Jan. 24	Ayoka Lee	K-State
Jan. 31	Jordan Lewis	Baylor
Feb. 7	Madi Williams	Oklahoma
Feb. 14	NaLyssa Smith	Baylor

BIG 12 FRESHMAN OF THE WEEK

DATE	PLAYER	SCHOOL
Nov. 15	Rori Harmon	Texas
Nov. 22	Rhyle McKinney	Texas Tech
Nov. 29	Serena Sundell	K-State
Dec. 6	Byrlee Glenn	K-State
Dec. 13	Serena Sundell	K-State
Dec. 20	Byrlee Glenn	K-State
Dec. 27	Rori Harmon	Texas
Jan. 3	Kelbie Washington	Oklahoma
Jan. 10	Serena Sundell	K-State
Jan. 17	Rori Harmon	Texas
Jan. 24	Jaelyn Glenn	K-State
Jan. 31	Kelbie Washington	Oklahoma
Feb. 7	Byrlee Glenn	K-State
Feb. 14	JJ Quinerly	W. Virginia

2021-22 TCU HONOR ROLL

LAUREN HEARD


Preseason All-Big 12 Oct. 6

Lieberman Watch List Oct. 25

Naismith Trophy Watch List Nov. 9

Wooden Trophy Watch List Nov. 9

Big 12 Player of the Week Dec. 13





ED & RAE SCHOLLMAIER ARENA | OPENED 2015-16



TCU INSIDE SCHOLLMAIER ARENA

YEAR	NC	B12	PS	OVA	PCT.
2021-22	3-3	2-4	0-0	5-7	.417
2020-21	5-0	3-6	0-0	8-6	.571
2019-20	7-0	6-3	0-0	13-3	.812
2018-19	8-0	6-3	3-0	17-3	.850
2017-18	6-1	5-4	2-0	13-5	.722
2016-17	8-1	3-6	0-0	11-7	.611
2015-16*	1-0	5-4	2-0	8-4	.667
38-5 30-30 7-0 75-35					.681

* - **First Game:** _____ Dec. 20, 2015
TCU 76, Southern Utah 47

NC - Non-Conference
B12 - Big 12 Conference
PS - Postseason

Previously known as the Daniel-Meyer Coliseum, the facility underwent a \$72 million renovation that was completed during the 2015-16 season. The Schollmaiers provided the lead gift of \$10 million. The Daniel-Meyer name is still prominent as the entire area is known as the Daniel-Meyer Athletic Complex.

The TCU men's and women's basketball programs received new locker rooms and team meeting rooms as well as an expanded sports medicine center. There is also locker rooms for visiting teams and a new video board.

The new building facade for the Ed and Rae Schollmaier Arena architecturally complements Amon G. Carter Stadium and the TCU campus. The interior has a lower playing surface to increase courtside seating and provide a more intimate atmosphere. Wider concourses and multiple public entries have helped ease congestion. The fan experience is further enhanced by new concession stands, a food court and restrooms as well as increased points of sale. A new courtside club lounge is also located on floor level. The facility also includes offices for the athletics administrative staff as well as coaches in various sports, allowing the Ed and Rae Schollmaier Arena to be the hub of TCU Athletics.

Additional features of the Ed and Rae Schollmaier Arena are the Jane & John Justin TCU Athletics Hall of Fame on the concourse level, offices for Olympic sports and administration and a larger main ticket office to support the arena and Amon G. Carter Stadium.

ED AND RAE SCHOLLMAIER HISTORY

The late Ed Schollmaier was a retired CEO of Alcon Laboratories, Inc., while the late Rae Schollmaier was a dedicated civic volunteer. Through the Schollmaier Foundation, they were longtime philanthropic leaders in Fort Worth.

A TCU Trustee since 1996, Ed Schollmaier chaired the Building and Grounds Committee and served on the Executive, Fiscal Affairs and Intercollegiate Athletics committees, as well as the Committee on Trusteeship. He passed away just prior to the 2021-22 season in September 2021.

Ed Schollmaier was a member of the Neeley School International Board of Visitors and the recipient of Neeley's Ike Harrison Award. He had been recognized as an Honorary Alumnus and an Honorary TCU Letterman. Rae Schollmaier served on the College of Fine Arts International Board of Visitors, the Fine Arts Task Force of The Commission on the Future of TCU and the KinderFrogs School Advisory Board. For their service and generous support, the Schollmaiers were honored with TCU's Horizon Award and the Royal Purple Award.

The Schollmaiers had also supported TCU Athletics through the Ed and Rae Schollmaier Basketball Complex, which opened in 2004.





HEAD COACH | RAEGAN PEBLEY | 8TH SEASON



Raegan Pebley is in her eighth season as TCU women's basketball head coach in 2021-22. Pebley led the Horned Frogs to four postseason appearances in her first five seasons, including WNIT Semifinals

appearances in both 2017-18 and 2018-19. The 2019-20 squad was on the way to making a postseason appearance prior to the NCAA Tournament being canceled due to the COVID-19 pandemic.

Pebley (pronounced Pee-blee) continues to lead the Frogs in an upward trend, as their 79 total wins over the past four years are ranked fourth-most among all Big 12 teams. Pebley will head into the 2021-22 season having led TCU to an overall record of 127-98 in her seven seasons in Fort Worth, while taking a combined record of 283-268 into her 19th season as a head coach.

The Horned Frogs went 10-15 overall and 4-14 in Big 12 play in what was seen as an abbreviated 2020-21 campaign. The regular season not only started a full month later than normal, but the non-conference slate was scaled down to just six scheduled games - five to six contests short of a normal schedule. The Frogs would end up only playing five non-conference games, as its lone non-conference road game at Missouri was canceled due to COVID-19 protocols. TCU would win all five non-conference home games though, thus extending its home winning streak against non-con foes to 29 straight games.

TCU's Lauren Heard would go onto earn postseason honors, being named All-Big 12 First Team and to the Big 12 All-Defensive Team. Heard became the first Horned Frog to earn back-to-back all-conference first team honors since Zahna Medley was tabbed first team for three consecutive seasons from 2014-16.

The 2019-20 campaign saw the Frogs register a 22-7 overall record and a 13-5 mark in Big 12 play. It marked Pebley's third-consecutive 20-win season, while the 13 Big 12 wins rank most in school history. It also matches the most conference wins for TCU in any league (2000-01, WAC; 2007-08 and 2010-11, MWC). TCU would go onto finish second-place in the Big 12 standings - the highest finish for the Frogs since joining the league in 2012-13.

TCU registered a 24-11 record in 2018-19, coming up just one-win shy of the school's single-season record of 25 victories (2000-01, 2003-04). TCU would, however, set a new program record with 17 home victories in 2018-19. The 2019-20 campaign saw TCU set a new program record with 13 Big 12 Conference victories. The Horned Frogs also

managed to register its most road wins in the Pebley era, notching nine victories on the road in 2019-20.

TCU collected its first national ranking in 10 years during the 2017-18 campaign, as well, coming in as high as No. 22. The Frogs then made its way back into the WBCA Top-25 rankings during the 2019-20 season, coming in at No. 25, the week of Feb. 25.

TCU ranked among the Big 12's top teams in 2019-20, ranking first in free throw attempts (621), third in free throws made (417), second in steals (274), first in steals per game (9.4), second in opponent three-point percentage (.273), and first in forced turnovers (18.62). Three different Horned Frogs would go onto earn All-Big 12 honors, giving TCU at least two players on the All-Big 12 team in four of its first six seasons as a member of the Big 12 Conference.

Heard became what was then just the third Horned Frog in program history to be named to the All-Big 12 First Team, joining Medley (2014, 2015, 2016) and Jordan Moore (2019). Kianna Ray would earn second team honors and Jayde Woods was named honorable mention. TCU has had a total of 17 All-Big 12 performers over the past seven seasons under Pebley, including six first team accolades, three second team honors and eight honorable mention selections.

The 2019-20 campaign also saw Pebley record her 100th victory on the sidelines at TCU. She is just the second coach in school history to boast at least 100 victories at the helm of the Horned Frogs basketball program.

The Frogs went on a tear in the postseason for a second-consecutive year in 2018-19, winning four games in the WNIT before falling on the road to eventual champion Arizona in the semifinals. Pebley's squad dominated the early rounds of the tournament, winning its first four games by an average of 17 points, including three victories at home and an impressive road win at Arkansas.

TCU finished among the top-three teams in the Big 12 in several statistical categories in 2018-19, including scoring defense, blocked shots, assists, turnover margin and steals. The Frogs finished eighth in the NCAA in both total blocked shots (189) and blocked shots per game (5.4) and led the Big 12 in total steals (331), steals per game (9.5) and turnovers forced per game (17.34).

The 2018-19 season was a continuation of a successful climb for TCU under Pebley. The Frogs won 18 games in each of her first two seasons with a WNIT Second Round appearance in 2014-15 followed by appearances in the WNIT Third Round and Semifinals in 2015-16 and 2017-18, respectively. TCU's WNIT victory in 2015 was its first postseason win in seven years.

PEPLEY'S TIMELINE

1997-99:	George Mason	Assistant Coach
1999-2001:	Colorado St.	Assistant Coach
2002-12:	Utah State	Head Coach
2012-14:	Fresno State	Head Coach
2014-present:	TCU	Head Coach

COACHING HIGHLIGHTS

HONORS (AT TCU)

- ▶ Four WNIT appearances
- ▶ 11 postseason wins
- ▶ 15 All-Big 12 selections
- ▶ Big 12 Defensive Player of the Year
- ▶ Big 12 Sixth Man of the Year
- ▶ 31 Academic All-Big 12 selections

HONORS (PRIOR TO TCU)

- ▶ Seven NCAA Tournaments (two as head coach, one as assistant coach, four as player)
- ▶ 12 overall postseason appearances (NCAA and WNIT)
- ▶ WBCA National Coach of the Year Finalist (2001)
- ▶ WAC Coach of the Year (2001)
- ▶ Rebuilt Utah State program that was reinstated in 2003 after 25-year hiatus

PLAYING HIGHLIGHTS

- ▶ 106-24 record, four NCAA Tournament appearances in four seasons at Colorado
- ▶ Elite Eight appearance as sophomore
- ▶ Two Sweet Sixteen appearances
- ▶ Finished all four seasons ranked in Associated Press Top 25; two AP top-five finishes
- ▶ 1,045 career points, 701 career rebounds
- ▶ Two-time all-conference, including second-team All-Big 12 in 1997
- ▶ 21st overall selection in 1997 WNBA Draft (Utah Starzz)
- ▶ Played in WNBA's first two seasons (Utah Starzz, Cleveland Rockers)

COACHING RECORD

YEAR	SCHOOL	OV	CON	FIN
2003-04	Utah State	5-22	5-13	T-8th
2004-05	Utah State	14-14	9-9	6th
2005-06	Utah State	3-24	2-14	9th
2006-07	Utah State	11-18	7-9	6th
2007-08	Utah State	9-20	5-11	7th
2008-09	Utah State	16-15	9-7	T-5th
2009-10	Utah State	13-17	5-11	7th
2010-11	Utah State	18-15	10-6	3rd
2011-12	Utah State	21-10	11-3	2nd
2012-13	Fresno State	24-9	13-3	2nd
2013-14	Fresno State	22-11	13-5	2nd
2014-15	TCU	18-14	9-9	T-3rd
2015-16	TCU	18-15	8-10	T-6th
2016-17	TCU	12-18	4-14	9th
2017-18	TCU	23-13	9-9	5th
2018-19	TCU	24-11	10-8	6th
2019-20	TCU	22-7	13-5	2nd
2020-21	TCU	10-15	4-14	8th
2021-22	TCU	6-16	2-11	--

SCHOOL	YEARS	OVERALL	CONF
Utah State	9	110-155	63-94
Fresno State	2	46-20	26-8
TCU	8	133-109	59-80
	19	289-284	148-182





During the 2017-18 campaign, the Frogs earned their first national ranking since 2010, claiming a spot in the top-25 for three weeks. The ranking came in the midst of a seven-game Big 12 winning streak, the Frogs' best conference winning streak since 2008. During the streak, the Frogs beat No. 7 Texas then knocked off No. 15 West Virginia on the road, marking just the second time in program history TCU won back-to-back games against ranked teams.

The Frogs went on to finish 9-9 in the Big 12 in 2017-18, capping the regular season with a win over Oklahoma in the Big 12 Championship quarterfinal and advancing to the first semifinal since the Frogs joined the Big 12.

TCU then played in its third WNIT under Pebley and made a deep run in the tournament, advancing to the semifinal where the Frogs fell on the road to eventual champion Indiana. Along the way, TCU won four games in the tournament, including a pair of road wins, pushing TCU's total to 10 wins away from home in 2017-18, the program's most since 2004-05.

In 2017-18, TCU was the only Big 12 team to finish in the Big 12's top three in field goal, 3-point and free throw percentage. The Frogs averaged 74.8 points and 16.5 assists per game, both the second best in program history, and posted a program-best 1.1 assist-turnover ratio.

Individually, numerous players have flourished in Pebley's system, perhaps none more than TCU's all-time leading scorer, Medley who earned three All-Big 12 First Team honors in her career - two under Pebley - and was the first three-time all-conference first team selection in program history.

Medley finished her career with TCU bests of 1,975 career points, a 15.6 points per game scoring average and 316 made 3-pointers. She finished second in TCU history with 633 made field goals and 510 assists.

Moore's progression throughout her TCU career is indicative of Pebley's teaching ability. The Round Rock, Texas, native finished her career as TCU's all-time leader in field goal percentage, shooting 54.7 percent in her four years in Fort Worth, as well as the single-season leader after shooting 59.0 percent in her senior campaign. She also finished seventh in the TCU record book with 1,514 points, second with 892 rebounds and third with 243 blocks.

Additionally, the Frogs have won both of their Big 12 individual awards under Pebley, most recently with Okonkwo earning the Sixth Man Award in 2017-18. Chelsea Prince was named the Big 12 Defensive Player of the Year in 2014-15, marking the fourth-straight such selection under Pebley.

Off the court, the Frogs have seen incredible success under Pebley. In her seven seasons, TCU student-athletes have

earned 31 Academic All-Big 12 honors, that after earning just four in the two years prior to Pebley's arrival.

Included in the 31 selections is a record four first-team selections in 2019-20. Jada Butts was one of the 2016-17 first team selections and became the first Frog to earn Academic All-Big 12 honors in four straight years, while Ray followed in her footsteps, taking home all-academic honors from 2016-20.

Pebley has not only served TCU, but also the women's basketball community as a whole. She is a member of the Kay Yow Cancer Fund Board of Directors, helping guide the Fund's mission to extend and improve the lives of all women battling cancer by raising money for research and assisting the under-served.

She is also a member of the Women's Basketball Coaches Association (WBCA) Board of Directors, helping the Association's mission to improve and advance the game of women's basketball.

TCU officially announced the hiring of Pebley as the program's seventh head coach on April 1, 2014.

Pebley arrived at TCU after spending the previous two seasons at Fresno State where she led the Bulldogs to Mountain West tournament titles and berths into the NCAA Tournament in each of her two seasons. Fresno State compiled a 46-20 (.697) overall record under the direction of Pebley, including a 26-8 (.765) mark in league play, while four Bulldogs earned All-Mountain West honors, including back-to-back Defensive Player of the Year selections.

Pebley's Fresno State squads featured one of the top defensive units in the country, as the 2012-13 Bulldogs ranked third in the NCAA in steals with 12.9 per game, doing so while only fouling 12.1 times per game to rank No. 7 nationally for the fewest fouls committed per game. The Bulldogs allowed a paltry 62.4 points per contest in the two seasons under Pebley.

The Drem, Utah, native faced a tall task in her first head coaching position, starting the Utah State women's basketball program after its reinstatement in 2003 following a 25-year hiatus. Pebley led the Aggies for nine seasons, building the program from scratch into back-to-back WNIT berths, marking the first postseason appearances in school history.

Pebley garnered WAC Coach of the Year accolades for the 2010-11 season after the Aggies advanced to their first WNIT, where they toppled Arizona, and was a WBCA National Coach of the Year finalist in 2012 after Utah State registered its first-ever 20-win season and returned to the WNIT.

In her nine seasons at Utah State, 12 Aggies earned all-conference honors, including Ashlee Brown, who was named the WAC Defensive Player of the Year in

2012, the first of four straight student-athletes to earn the league's top defensive awards under Pebley. Before taking over the Utah State program, Pebley served as an assistant coach at George Mason from 1997-99 under Jim Lewis and Debbie Taneyhill and at Colorado State from 1999-01 under Tom Collen.

At CSU, the Rams went 48-17 in her two seasons with the team reaching the second round of the NCAA Tournament in 2001 and the semifinals of the WNIT in 2000.


A standout at the University of Colorado, Pebley was selected with the 21st overall pick of the inaugural WNBA Draft in 1997, where she played two seasons with the Cleveland Rockers and Utah Starzz. She has since returned to a role within the league as she regularly serves as the color analyst on television broadcasts for the Dallas Wings.

During her collegiate career at Colorado, Pebley helped lead the Buffs to a 106-24 overall record and four conference championships, including winning the inaugural Big 12 tournament title in 1997. In her career, Pebley earned all-conference accolades twice, including a second team All-Big 12 selection in 1997. She is the first former All-Big 12 selection to return to coach in the league.

CU made two Sweet 16 appearances during her career, including a trip to the Elite Eight during her sophomore season, as the Buffs won a school-record 30 games (30-3 overall). Colorado won 25-straight games that season and finished the year ranked No. 2 in the final AP poll.

Pebley, whose maiden name is Scott, was one of nine players in CU history to score over 1,000 career points (1,045) and collect over 700 rebounds (701). Pebley played under legendary head coach Ceal Barry who was a 2018 inductee into the Women's Basketball Hall of Fame.

Pebley and her husband, Keith, have one son, Joseph, and one daughter, Harper.



**PEBLEY vs. OPPONENTS****BIG 12 CONFERENCE TEAMS**

Baylor	0-17
Iowa State	8-9
Kansas	13-5
Kansas State	8-7
Oklahoma	7-9
Oklahoma State	7-9
Texas	3-14
Texas Tech	10-6
West Virginia	5-11

NON-CONFERENCE TEAMS

Air Force	5-1
Alabama	1-0
Alcorn State	2-0
American	0-1
Arizona	2-1
Arkansas	1-0
Army	2-0
Asbury	1-0
Auburn	1-0
Boise State	13-9
Bowling Green	0-1
Butler	1-1
BYU	0-7
Cal Maritime	1-0
Cal Poly	3-1
Cal State Bakersfield	1-0
Cal State Fullerton	2-3
Cal State Northridge	4-1
California	0-1
California Baptist	0-1
Central Arkansas	1-0
Cincinnati	1-0
Colgate	1-0
Colorado	0-1
Colorado State	4-2
Cornell	1-0
Davidson	0-0
Dixie State	0-1
Duquesne	1-0
Eastern Michigan	1-0
Eastern Washington	2-0
Florida	0-1
Fresno State	2-14
Georgia	0-1
Grambling	2-0
Hampton	1-0
Hawaii	6-8
Houston Baptist	2-0
Idaho	11-10
Idaho State	2-7
Illinois	0-1
Incarnate Word	2-0
Indiana	0-1
IPFW	0-1
Lamar	2-0
Liberty	1-0



Long Beach State	1-4
Louisiana Tech	2-14
LSU	0-1
Massachusetts	0-1
McNeese	1-0
Middle Tennessee State	1-1
Mississippi Valley State	1-0
Missouri State	2-0
Monmouth	0-1
Montana	0-4
Montana State	2-4
Montana State Northern	1-0
Montana Western	1-0
Nevada	11-10
New Mexico	4-0
New Mexico State	9-6
New Orleans	1-0
Nebraska	0-1
Nicholls State	1-0
Notre Dame	0-2
North Carolina	0-1
North Dakota State	1-1
Northern Arizona	4-0
Northern Colorado	0-2
Northwestern State	1-0
Ohio	1-0
Ole Miss	1-0
Oral Roberts	2-0
Oregon	0-1
Pacific	2-5
Pepperdine	0-1
Portland	3-3
Portland State	0-2
Prairie View A&M	3-0
Robert Morris	1-0
Saint Louis	0-2
Saint Mary's (Calif.)	3-0
Sam Houston State	4-0
San Diego	0-1

San Diego Christian	1-0
San Diego State	4-2
San Francisco	2-2
San Jose State	12-4
Santa Clara	1-1
Seton Hall	0-1
South Dakota	1-0
Stephen F. Austin	2-0
SMU	6-1
South Dakota State	1-1
Southeastern Louisiana	2-0
Southern	1-0
Southern Miss	0-1
Southern Utah	6-1
Stanford	0-2
Texas A&M	1-6
Texas Southern	2-0
Texas State	3-0
Tulane	0-1
UC Irvine	4-3
UC Merced	1-0
UC Riverside	3-2
UC Santa Barbara	0-4
ULM	1-0
UNLV	6-1
USC	1-1
UT Arlington	2-0
Utah	1-3
Utah State	1-0
Utah Valley	5-3
UTEP	0-1
UTRGV	2-0
Washington State	1-1
Weber State	4-4
Western Michigan	0-1
Wyoming	3-5
Yale	0-1





TCU RECORD BREAKDOWN

	2021-22 RECORD	PEBLEY ERA
Overall	6-16	133-109
Big 12	2-11	59-80
Home	5-7	97-39
Away	1-8	32-61
Neutral	0-1	5-9
vs Top 25	1-6	9-51
vs Top 10	0-2	1-25
Overtime games	0-1	2-3
November	2-3	36-10
December	2-1	29-14
January	2-7	31-37
February	0-5	23-34
March	0-0	17-14
April	0-0	0-1

SCORING

TCU leads after 1st quarter	4-1	77-24*
Opp. leads after 1st quarter	2-15	34-66*
Tied after 1st quarter	0-0	4-5*
TCU leads at halftime	4-0	106-16
Opp. leads at halftime	2-16	25-87
Tied at halftime	0-0	2-6
TCU leads after 3rd quarter	5-0	96-11*
Opp. leads after 3rd quarter	0-16	17-83*
Tied after 3rd quarter	1-0	2-1*
TCU scores less than 60	2-9	10-38
TCU scores 60-69	1-2	25-31
TCU scores 70-79	2-5	51-35
TCU scores 80+	1-0	47-5
Opp. scores less than 60	3-0	59-3
Opp. scores 60-69	2-4	46-17
Opp. scores 70-79	1-7	25-43
Opp. scores 80+	0-5	4-46
Games decided 6 points/less	3-1	35-24

REBOUNDING

TCU out-rebounds opponent	4-1	87-11
Opp. has equal/more rebounds	2-15	46-98

FIELD GOALS

TCU has higher FG%	4-1	101-14
TCU has equal/lower FG%	2-15	32-95
TCU shoots higher than 40%	2-2	102-33
TCU shoots lower than 40%	4-14	31-76
Opp. shoots higher than 40%	2-13	48-97
Opp. shoots lower than 40%	4-3	85-12

THREE-POINT FIELD GOALS

TCU makes 7/more 3-pointers	2-4	81-48
TCU makes 6/less 3-pointers	4-12	52-61
TCU has higher 3PT FG%	3-5	95-31
TCU has lower 3PT FG%	3-11	38-78

FREE THROWS

TCU attempts more FT's	5-6	95-34
TCU attempts equal/fewer FT's	1-10	38-75

* - Does not include 2014-15 season when only halves were played

TCU PERFORMANCE LIST

SCORING LEADER	21-22	CAREER
Lauren Heard	14	54
Okako Adika	4	13
Tavy Diggs	3	7
Michelle Berry	2	4
Yummy Morris	0	3
Aja Holmes	1	2
Tara Manumaleuga	1	1
Kayla Mokwuah	1	1

REBOUNDING LEADER	21-22	CAREER
Lauren Heard	9	40
Michelle Berry	7	24
Yummy Morris	1	11
Okako Adika	4	10
Tavy Diggs	2	4
Aahliyah Jackson	3	3
Kayla Mokwuah	1	2
Patricia Morris	1	1

ASSISTS LEADER	21-22	CAREER
Lauren Heard	17	69
Caroline Germond	0	6
Tavy Diggs	2	5
Michelle Berry	2	4
Yummy Morris	3	3
Tara Manumaleuga	3	3
Aahliyah Jackson	1	1

10+ POINTS	21-22	CAREER
Lauren Heard	20	83
Okako Adika	8	24
Michelle Berry	4	17
Tavy Diggs	6	16
Yummy Morris	4	16
Aja Holmes	3	7
Kayla Mokwuah	5	6
Aahliyah Jackson	1	6
Caroline Germond	0	1
Patricia Morris	0	1

15+ POINTS	21-22	CAREER
Lauren Heard	14	57
Okako Adika	5	13
Tavy Diggs	3	10
Yummy Morris	1	6
Michelle Berry	0	3
Aja Holmes	1	2

20+ POINTS	21-22	CAREER
Lauren Heard	6	35
Tavy Diggs	1	3
Okako Adika	1	2
Aja Holmes	1	2
Yummy Morris	0	2

30+ POINTS	21-22	CAREER
Lauren Heard	1	5

3+ 3-POINTERS	21-22	CAREER
Lauren Heard	1	13
Aja Holmes	4	10
Okako Adika	4	10
Michelle Berry	2	8
Aahliyah Jackson	0	4

10+ REBOUNDS	21-22	CAREER
Lauren Heard	3	13
Michelle Berry	0	7
Tavy Diggs	2	2
Okako Adika	1	2

15+ REBOUNDS	21-22	CAREER
Lauren Heard	0	1

5+ ASSISTS	21-22	CAREER
Lauren Heard	8	42
Caroline Germond	0	4
Michelle Berry	0	2
Tavy Diggs	1	1
Tara Manumaleuga	1	1
Okako Adika	0	1

3+ STEALS	21-22	CAREER
Lauren Heard	3	34
Michelle Berry	2	6
Aahliyah Jackson	1	4
Tavy Diggs	2	2
Caroline Germond	0	2
Okako Adika	1	1
Kayla Mokwuah	1	1
Yummy Morris	0	1
Okako Adika	0	1

3+ BLOCKS	21-22	CAREER
Yummy Morris	0	9
Kayla Mokwuah	0	1

DOUBLE-DOUBLES	21-22	CAREER
Lauren Heard	3	12
Michelle Berry	0	4
Tavy Diggs	2	2
Okako Adika	1	2





TCU 2021-22 HIGHS/LOWS

MOST 1ST QUARTER POINTS

TCU 23	vs Cal Baptist	11/27/21
OPP 25	vs Cal Baptist	11/27/21

FEWEST 1ST QUARTER POINTS

TCU 1	at West Virginia	01/25/22
OPP 8	Texas Tech	01/19/22

MOST 2ND QUARTER POINTS

TCU 26	Houston Baptist	11/09/21
OPP 25	at Oklahoma	01/15/22

FEWEST 2ND QUARTER POINTS

TCU 5	SMU	01/02/22
OPP 8	Southeastern La.	12/01/21

MOST FIRST HALF POINTS

TCU 42	Texas A&M	12/12/21
OPP 49	at Oklahoma	01/15/22

FEWEST FIRST HALF POINTS

TCU 18	at Iowa State	01/08/22
OPP 21	Southeastern La.	12/01/21

MOST 3RD QUARTER POINTS

TCU 24	Oklahoma State	01/12/22
OPP 28	North Carolina	11/21/21

FEWEST 3RD QUARTER POINTS

TCU 9	Florida	12/05/21
OPP 10 (2x)	last, Florida	12/05/21

MOST 4TH QUARTER POINTS

TCU 26	Texas A&M	12/12/21
OPP 32	Texas A&M	12/12/21

FEWEST 4TH QUARTER POINTS

TCU 6	North Carolina	11/21/21
OPP 10 (2x)	last, Texas	01/22/22

MOST POINTS IN A GAME

TCU 87	Texas A&M	12/12/21
OPP 100	at Oklahoma	01/15/22

FEWEST POINTS IN A GAME

TCU 46	North Carolina	11/21/21
OPP 46	Southeastern La.	12/01/21

BIGGEST WIN MARGIN

TCU 30	Houston Baptist	11/09/21
OPP 33	North Carolina	11/21/21

CLOSEST WIN MARGIN

TCU 1 (2x)	last, Texas Tech	01/19/22
OPP 6	Kansas	01/10/22

SPECIALTY STATISTICS COMPARISON (TCU-OPP)

OPPONENT	OFF T/O	IN PAINT	2ND-CHANCE	FB	BENCH
HOUSTON BAPTIST	18-6	38-22	16-9	18-12	39-18
AT TULANE	14-12	32-30	12-15	10-10	46-10
NORTH CAROLINA	10-11	24-22	1-19	4-9	28-16
AT ST. MARY'S	24-4	30-26	12-7	18-13	16-28
VS CAL BAPTIST	13-10	34-36	12-6	14-9	31-18
SOUTHEASTERN LA.	10-12	18-26	7-3	5-4	15-0
FLORIDA	12-19	30-20	5-6	2-16	18-20
TEXAS A&M	20-24	34-40	16-6	8-14	34-35
SMU	7-12	24-34	4-14	7-21	25-8
AT IOWA STATE	6-17	26-24	9-7	2-5	30-13
KANSAS	18-23	30-40	12-13	19-20	10-29
OKLAHOMA STATE	12-14	34-24	6-1	11-19	9-12
AT OKLAHOMA	12-22	40-44	11-10	12-22	16-32
TEXAS TECH	9-12	22-28	0-6	8-2	10-9
TEXAS	5-15	18-34	9-10	7-8	10-31
AT WEST VIRGINIA	18-24	16-28	7-13	1-7	15-28
AT KANSAS STATE	15-21	22-20	6-4	0-10	21-8
WEST VIRGINIA	12-18	20-30	10-5	7-19	21-11
AT KANSAS	12-10	26-36	4-14	15-10	15-29
AT OKLAHOMA STATE	14-23	24-26	3-3	2-13	18-16
IOWA STATE	17-9	30-22	8-9	0-0	19-7
AT BAYLOR	3-22	16-48	3-8	3-14	18-5
BAYLOR					
OKLAHOMA					
AT TEXAS					
AT TEXAS TECH					
KANSAS STATE					

TCU STARTERS

OPPONENT	G	G	G/F	F	F/C	RECORD
HOUSTON BAPTIST	HEARD	JACKSON	OKAKO	BERRY	P. MORRIS	1-0
AT TULANE	HEARD	JACKSON	OKAKO	BERRY	P. MORRIS	1-1
NORTH CAROLINA	HEARD	JACKSON	DIGGS	MANUMALEUGA	P. MORRIS	0-1
AT ST. MARY'S	HEARD	JACKSON	OKAKO	BERRY	P. MORRIS	2-1
VS CAL BAPTIST	HEARD	JACKSON	OKAKO	BERRY	P. MORRIS	2-2
SOUTHEASTERN LA.	HEARD	JACKSON	OKAKO	BERRY	P. MORRIS	3-2
FLORIDA	HEARD	JACKSON	OKAKO	BERRY	P. MORRIS	3-3
TEXAS A&M	HEARD	JACKSON	OKAKO	BERRY	P. MORRIS	4-3
SMU	HEARD	JACKSON	OKAKO	HOLMES	P. MORRIS	0-1
AT IOWA STATE	HEARD	JACKSON	OKAKO	BERRY	P. MORRIS	4-4
KANSAS	HEARD	DIGGS	OKAKO	HOLMES	Y. MORRIS	0-1
OKLAHOMA STATE	HEARD	DIGGS	OKAKO	HOLMES	Y. MORRIS	1-1
AT OKLAHOMA	HEARD	DIGGS	OKAKO	BERRY	JACKSON	0-1
TEXAS TECH	HEARD	JACKSON	OKAKO	BERRY	Y. MORRIS	1-0
TEXAS	HEARD	JACKSON	OKAKO	BERRY	Y. MORRIS	1-1
AT WEST VIRGINIA	HEARD	JACKSON	OKAKO	BERRY	Y. MORRIS	1-2
AT KANSAS STATE	HEARD	JACKSON	OKAKO	BERRY	Y. MORRIS	1-3
WEST VIRGINIA	HEARD	JACKSON	OKAKO	BERRY	Y. MORRIS	1-4
AT KANSAS	HEARD	MANUMALEUGA	OKAKO	BERRY	MOKWUAH	0-1
AT OKLAHOMA STATE	HEARD	MANUMALEUGA	OKAKO	BERRY	MOKWUAH	0-2
IOWA STATE	HEARD	MANUMALEUGA	OKAKO	BERRY	MOKWUAH	0-3
AT BAYLOR	HEARD	MANUMALEUGA	OKAKO	BERRY	MOKWUAH	0-4
BAYLOR						
OKLAHOMA						
AT TEXAS						
AT TEXAS TECH						
KANSAS STATE						





THE LAST TIME

... A TCU TEAM

Scored 100+ points	W, 112-62 vs. Southeastern La. (12/10/17)
Scored 100+ points in non-overtime game	W, 112-62 vs. Southeastern La. (12/10/17)
Scored 100+ points in a conference game	W, 100-96 (4OT) at Utah (2/10/10)
Scored 100+ points in a Big 12 game	None
Scored 90+ points	W, 96-71, vs. Oklahoma (03/04/20)
Scored 90+ points in a conference game	W, 96-71, vs. Oklahoma (03/04/20)
Played an overtime game	L, 78-88 (2OT), at Tulane (11/17/21)
Won an overtime game	W, 81-78 (OT), vs Kansas (01/17/21)
Played a two overtime game	L, 78-88 (2OT), at Tulane (11/17/21)
Played a three overtime game	L, 111-121 (3OT), vs Hardin-Simmons (11/28/81)
Played a four overtime game	W, 100-96 (4OT), at Utah (02/10/10)
Played consecutive overtime games	None
Held a team to 40 points or less	W, 49-37, vs. Oklahoma State (02/23/20)
Held a team to 20 points or less in a half	14 (1st Half), vs. Oral Roberts (12/22/20)
Shot 60+ percent FG	60.8 (31-51), vs Lamar (03/15/18)
Shot 60+ percent FG in a half	60.0 (21-35) 1st Half, at Kansas (02/08/20)
Held a team to 20 percent FG	15.7 (8-of-51), vs Sam Houston State (11/15/16)
Held a team to 20 percent FG in a half	18.5 (5-of-27) (1st Half), vs Oral Roberts (12/22/20)
Made 10+ 3-pointers	10, vs Southeastern Louisiana (12/01/21)
Made 15+ 3-pointers	18, vs Southeastern La. (12/10/17)
Did not make a 3-pointer	(0-of-9), vs UTRGV (01/05/12)
	Active streak of 319 games with a 3-pointer
Held a team to zero 3-pointers	(0-of-1), at LSU (12/04/16)
Shot 90 percent FT (min. 10 att.)	90.9% (10-of-11), vs Kansas (01/10/22)
Attempted 35+ free throws	39, vs Oklahoma (03/03/18)
Made 30+ free throws	32, vs Oklahoma (03/03/18)
Had 30+ assists	33, vs. Southeastern La. (12/10/17)
Had 25+ assists	29, vs. Oklahoma (03/04/20)
Forced 30+ turnovers	30, vs Alcorn State (12/29/18)
Forced 25+ turnovers	28, vs Kansas State (02/01/20)
Had 20+ steals	21, vs Incarnate Word (11/25/20)
Had 15+ steals	21, vs Incarnate Word (11/25/20)
Had 15+ blocks	19, vs UAB (01/16/05)*
	*NCAA Record
Had 10+ blocks	11, vs. Oral Roberts (12/22/20)
Overcame a 10-point deficit to win	vs Oklahoma State (01/12/22)
	Trailed by 14, 41-27, with 8:33 left in 3Q, won 64-63
Overcame a 15-point deficit to win	at Texas Tech (02/06/19)
	Trailed by 15, 50-35, with 4:29 left in 3Q, won 70-63
Overcame a 20-point deficit to win	vs Iowa State (10/07/15)
	Trailed by 24, 51-27, with 16:21 left in second half, won 86-84
Had six players score in double figures	vs Texas Tech (01/07/18)
	Jordan Moore (18), Amy Okonkwo (17), Kianna Ray (13), Toree Thompson (13), Lauren Heard (12), Amber Ramirez (10)
Had five players score in double figures	vs. Kansas (01/17/21)
	Lauren Heard (19), Yummy Morris (16), Aahliyah Jackson (13), Michelle Berry (10), Tavy Diggs (10)
Had two players score 20+ points	vs Oklahoma State (01/12/22)
	Lauren Heard (20), Tavy Diggs (20)
Had three players score 20+ points	vs Stephen F. Austin (03/19/15)
	Jada Butts (21), Veja Hamilton (21), Chelsea Prince (20)
Had two players record double-doubles	vs Texas Tech (01/23/21)
	Lauren Heard (23 pts, 11 reb), Michelle Berry (14 pts, 13 reb)
Beat a ranked team	W, 87-75, vs. Texas A&M (12/12/21)
Beat a top-10 team	W, 79-77, vs #7 Texas (01/10/18)
Beat a top-5 team	W, 82-73, at #3 California (12/07/08)
Beat a ranked team on the road	W, 65-63, at #25 Texas (01/03/20)
Won consecutive games against ranked teams	W, 76-74 (OT), at #15 West Virginia (1/13/18), W, 79-77, vs #7 Texas (01/10/18)
Was ranked in AP Poll	No. 25 (02/24/20)
Was ranked in Coaches Poll	No. 25 (02/24/20)
Highest AP Poll ranking	13th (02/23/04)
Highest Coaches Poll ranking	15th (03/01/04)
Received votes in AP Poll	Received (2) votes (01/25/21)
Received votes in Coaches Poll	Received (7) votes (03/02/20)





THE LAST TIME

... A TCU PLAYER

Scored 40+ points	43, Emily Carter vs SMU (11/17/10)
Scored 30+ points	33, Lauren Heard vs Texas A&M (12/12/21)
Scored 20+ points	22, Lauren Heard at Kansas (02/06/22)
Scored 20+ points in half	21 (2nd half), 27 (total), Okako Adika vs Kansas (01/10/22)
Scored 10+ points in 10 or more consecutive games	10, Lauren Heard at Oklahoma State (01/09/21) thru at West Virginia (02/20/21)
Scored 10+ points in 15 or more consecutive games	21, Lauren Heard at SMU (11/20/19) thru at Kansas State (02/19/20)
Scored 20+ points in consecutive games	2, Lauren Heard 35, at Kansas State (03/01/21) thru 31, at Oklahoma (03/04/21)
Scored 20+ points in three or more consecutive games	3, Lauren Heard 27, vs Kansas State (02/10/21) thru 38, at West Virginia (02/20/21)
Scored 20+ points in five or more consecutive games	5, Sandora Irvin vs Oklahoma (12/09/04) thru vs Grambling (12/29/04)
Made 10+ field goals	10, Lauren Heard vs Texas (03/07/21)
Shot 100% FG (min. 5 att.)	5-of-5, Aahlyyah Jackson vs Central Arkansas (11/28/20)
Made 8+ 3-pointers	11, Amber Ramirez vs Southeastern Louisiana (12/10/17)
Made 5+ 3-pointers	6, Okako Adika vs. Kansas (01/10/22)
Made 15+ free throws	18, Lauren Heard vs Texas A&M (12/12/21)
Made 10+ free throws	18, Lauren Heard vs Texas A&M (12/12/21)
Had 20+ rebounds	21, Sandora Irvin vs USF (02/09/11)
Had 15+ rebounds	15, Lauren Heard vs. Oklahoma State (02/23/20)
Had a double-double	Lauren Heard [22 points, 10 rebounds] vs West Virginia (02/02/22)
Had consecutive double-doubles	3, Amy Okonkwo 36 pts, 14 reb at Arkansas (3/28/19) thru (22 pts, 11 reb) at Arizona (04/03/19)
Had double-double in three or more consecutive games	3, Amy Okonkwo 36 pts, 14 reb at Arkansas (3/28/19) thru (22 pts, 11 reb) at Arizona (04/03/19)
Had double-double in four or more consecutive games	4, Sandora Irvin at Utah (12/19/04) thru vs UT Arlington (01/02/05)
Had double-double in five or more consecutive games	15, Sandora Irvin vs Cincinnati (1/25/04) thru vs Georgia (03/22/04)
Had a triple-double	Helena Sverrisdottir [16 points, 11 assists, 10 rebounds] vs Oral Roberts (03/17/11) (Three in TCU history)
Had 13+ assists	13, Zahna Medley vs Oklahoma (01/09/13)
Had 10+ assists	10, Kianna Ray vs Duquesne (11/06/18)
Had 10+ steals	11, Lauren Heard at Oklahoma (03/04/21)
Had 7+ steals	11, Lauren Heard at Oklahoma (03/04/21)
Had 5+ steals	6, Tavy Diggs vs Oklahoma State (01/12/22)
Had 10+ blocks	10, Latrica Lovings vs Stephen F. Austin (12/04/13)
Had 5+ blocks	5, Jordan Moore vs Kansas State (02/23/19)
Played every minute in a game	Lauren Heard (40:00), at Iowa State (02/13/21)
Played more than 40 min.	Lauren Heard (41:52), at Kansas State (03/01/21)





**CAROLINE
GERMOND**

5-7 | G | SR.

ANGERS, FRANCE | SOUTH PLAINS COLLEGE

0



CAROLINE GERMOND'S 2021-22 GAME-BY-GAME STATISTICS

DATE	OPPONENT	GS	MIN	FG	%	3FG	%	FT	%	O	D	T	AVG	PF	A	TO	B	S	PT	
11/09	Houston Baptist	-	-	-	-	-	-	-	-	DNP	-	-	-	-	-	-	-	-	-	-
11/17	at Tulane	-	-	-	-	-	-	-	-	DNP	-	-	-	-	-	-	-	-	-	-
11/21	UNC	-	-	-	-	-	-	-	-	DNP	-	-	-	-	-	-	-	-	-	-
11/26	at St. Mary's	-	-	-	-	-	-	-	-	DNP	-	-	-	-	-	-	-	-	-	-
11/27	vs. Cal Baptist	7	0-0	.000	0-0	.000	0-0	.000	0	0	0	0.0	1	0	0	0	0	0	0	0
12/01	Southeastern Louisiana	21	2-5	.400	2-5	.400	1-2	.500	0	4	4	2.0	3	1	2	0	1	7	7	7
12/05	Florida	13	0-2	.000	0-0	.000	0-0	.000	0	2	2	2.0	1	1	3	0	1	0	0	0
12/12	Texas A&M	2	0-0	.000	0-0	.000	0-0	.000	0	0	0	1.5	0	0	2	0	0	0	0	0
01/02	SMU	3	0-0	.000	0-0	.000	0-0	.000	0	0	0	1.2	0	0	0	0	0	0	0	0
01/08	at Iowa State	16	2-6	.333	2-4	.500	0-0	.000	0	3	3	1.5	4	0	0	0	0	1	6	6
01/10	Kansas	7	0-2	.000	0-1	.000	0-0	.000	0	1	1	1.4	0	2	0	0	0	1	0	0
01/12	Oklahoma State	1	0-0	.000	0-0	.000	0-0	.000	0	0	0	1.3	1	0	1	0	0	0	0	0
01/15	at Oklahoma	8	0-0	.000	0-0	.000	0-0	.000	0	0	0	1.1	1	1	0	0	0	0	0	0
01/19	Texas Tech	-	-	-	-	-	-	-	-	DNP	-	-	-	-	-	-	-	-	-	-
01/22	Texas	6	0-2	.000	0-1	.000	0-0	.000	1	0	1	1.1	1	1	1	0	0	0	0	0
01/25	at West Virginia	-	-	-	-	-	-	-	-	DNP	-	-	-	-	-	-	-	-	-	-
01/29	at Kansas State	-	-	-	-	-	-	-	-	DNP	-	-	-	-	-	-	-	-	-	-
02/02	West Virginia	9	1-1	1.000	0-0	.000	0-0	.000	0	0	0	1.0	4	0	0	0	0	0	2	2
02/05	at Kansas	4	0-0	.000	0-0	.000	0-0	.000	0	0	0	0.9	2	0	0	0	0	0	0	0
02/09	at Oklahoma State	15	0-1	.000	0-1	.000	0-0	.000	0	1	1	0.9	1	1	3	0	1	0	0	0
02/12	Iowa State	-	-	-	-	-	-	-	-	DNP	-	-	-	-	-	-	-	-	-	-
02/16	at Baylor	10	1-1	1.000	1-1	1.000	1-2	.500	0	0	0	0.9	0	1	0	0	0	0	4	4
02/19	Baylor																			
02/23	Oklahoma																			
02/26	at Texas																			
03/02	at Texas Tech																			
03/05	Kansas State																			

CAROLINE GERMOND'S SEASON/CAREER HIGHS

POINTS																				
2021-22:	7																			
Career:	10																			
REBOUNDS																				
2021-22:	4																			
Career:	5																			
ASSISTS																				
2021-22:	1 (2x)																			
Career:	8																			
BLOCKS																				
2021-22:	--																			
Career:	1 (3x)																			
STEALS																				
2021-22:	1 (5x)																			
Career:	6																			

CAROLINE GERMOND'S CAREER STATISTICS

SEASON	TEAM	GP-GS	MIN/AVG	Field Goals		3-Point		F-Throws		Rebounds				Scoring						
				FG-FGA	FG%	3FG-3FGA	3FG%	FT-FTA	FT%	OFF	DEF	TOT	AVG	PF-FO	A	TO	BLK	STL	PTS	AVG
2020-21	TCU	25-13	572/22.9	36-131	.275	13-59	.220	6-10	.600	10	41	51	2.0	64-0	78	39	3	20	91	3.6
2021-22	TCU	14-0	122/8.7	6-20	.300	5-13	.385	2-4	.500	1	11	12	0.9	19-0	8	12	0	5	19	1.4
TOTAL		39-13	694/17.8	42-151	.278	18-72	.250	8-14	.571	11	52	63	1.6	83-0	86	51	3	25	110	2.8





AAHLIYAH JACKSON

5-10 | G | GR.

FT. SMITH, ARK. | NORTHSIDE HIGH SCHOOL (TEXAS A&M)

1



AAHLIYAH JACKSON'S 2021-22 GAME-BY-GAME STATISTICS

DATE	OPPONENT	GS	MIN	FG	%	3FG	%	FT	%	O	D	T	AVG	PF	A	TO	B	S	PT
11/09	Houston Baptist	*	31	4-8	.500	2-6	.333	2-3	.667	0	6	6	6.0	1	3	1	0	2	12
11/17	at Tulane	*	32	1-2	.500	1-2	.500	0-0	.000	0	2	2	4.0	4	2	1	0	2	3
11/21	UNC	*	28	0-2	.000	0-2	.000	0-0	.000	0	5	5	4.3	2	2	1	0	0	0
11/26	at St. Mary's	*	36	3-9	.333	1-4	.250	0-0	.000	0	2	2	3.8	1	4	1	0	2	7
11/27	vs. Cal Baptist	*	35	0-3	.000	0-1	.000	0-0	.000	0	0	0	3.0	4	1	2	0	0	0
12/01	Southeastern Louisiana	*	25	1-6	.167	1-6	.167	0-0	.000	0	1	1	2.7	1	3	0	2	0	3
12/05	Florida	*	26	1-2	.500	1-1	1.000	0-0	.000	0	4	4	2.9	2	2	2	0	3	3
12/12	Texas A&M	*	35	1-6	.167	0-3	.000	0-0	.000	2	6	8	3.5	4	3	3	0	1	2
01/02	SMU	*	21	0-0	.000	0-0	.000	0-0	.000	1	4	5	3.7	3	0	0	0	0	0
01/08	at Iowa State	*	19	0-1	.000	0-1	.000	0-0	.000	0	1	1	3.4	3	1	2	0	0	0
01/10	Kansas		27	2-6	.333	0-3	.000	0-0	.000	0	2	2	3.3	0	1	0	0	0	4
01/12	Oklahoma State		35	0-1	.000	0-1	.000	1-2	.500	0	5	5	3.4	2	2	2	1	1	1
01/15	at Oklahoma	*	30	1-4	.250	0-2	.000	3-4	.750	0	1	1	3.2	2	2	1	0	2	5
01/19	Texas Tech	*	19	1-5	.200	1-2	.500	0-0	.000	0	2	2	3.1	4	1	0	0	0	3
01/22	Texas	*	33	2-4	.500	0-2	.000	0-0	.000	0	0	0	2.9	3	2	1	0	0	4
01/25	at West Virginia	*	13	0-0	.000	0-0	.000	0-0	.000	0	1	1	2.8	2	2	0	0	0	0
01/29	at Kansas State	*	14	0-3	.000	0-2	.000	0-0	.000	0	2	2	2.8	1	1	0	1	0	0
02/02	West Virginia	*	8	0-0	.000	0-0	.000	0-0	.000	0	1	1	2.7	0	0	1	0	0	0
02/05	at Kansas		24	3-4	.750	1-1	1.000	1-1	1.000	1	1	2	2.6	3	0	1	0	2	8
02/09	at Oklahoma State		-	-	-	-	-	-	-	DNP	-	-	-	-	-	-	-	-	-
02/12	Iowa State		-	-	-	-	-	-	-	DNP	-	-	-	-	-	-	-	-	-
02/16	at Baylor		-	-	-	-	-	-	-	DNP	-	-	-	-	-	-	-	-	-
02/19	Baylor																		
02/23	Oklahoma																		
02/26	at Texas																		
03/02	at Texas Tech																		
03/05	Kansas State																		

AAHLIYAH JACKSON'S SEASON/CAREER HIGHS

POINTS	2021-22: 12	Houston Baptist (11/09/21)	BLOCKS	2021-22: 2	Southeastern Louisiana (12/01/21)
	Career: 13 (3x)	last, Kansas (01/17/21)		Career: 2 (3x)	last, Southeastern Louisiana (12/01/21)
REBOUNDS	2021-22: 8	Texas A&M (12/12/21)	STEALS	2021-22: 3	Florida (12/05/21)
	Career: 8 (2x)	Texas A&M (12/12/21)		Career: 3 (4x)	last, Florida (12/05/21)
ASSISTS	2021-22: 4	at St. Mary's (11/26/21)			
	Career: 4 (2x)	last, at St. Mary's (11/26/21)			

AAHLIYAH JACKSON'S CAREER STATISTICS

SEASON	TEAM	GP-GS	MIN/AVG	Field Goals		3-Point		F-Throws		Rebounds				Scoring						
				FG-FGA	FG%	3FG-3FGA	3FG%	FT-FTA	FT%	OFF	DEF	TOT	AVG	PF-FO	A	TO	BLK	STL	PTS	AVG
2016-17	TA&M	21-0	136/6.5	6-25	.240	1-9	.111	8-12	.667	8	12	20	1.0	17-0	4	5	1	4	21	1.0
2017-18	TA&M	3-0	17/5.7	2-3	.667	0-0	.000	0-0	.000	0	3	3	1.0	6-0	0	0	0	0	4	1.3
2018-19	TA&M	19-2	159/8.4	8-23	.348	0-1	.000	20-22	.909	14	22	36	1.9	19-0	8	10	2	5	36	1.9
2019-20	TA&M	22-0	120/5.5	7-15	.467	1-3	.333	3-8	.375	12	12	24	1.1	9-0	5	8	0	2	18	0.8
2020-21	TCU	24-24	671/28.0	42-139	.302	26-79	.329	23-41	.561	15	60	75	3.1	63-1	29	31	12	22	133	5.5
2021-22	TCU	19-16	484/25.5	20-66	.303	8-39	.205	7-10	.700	4	46	50	2.6	42-0	32	19	4	15	55	2.9
TOTAL FOR TCU		43-40	1155/26.9	62-205	.302	34-118	.288	30-51	.588	19	106	125	2.9	105-1	61	50	16	37	188	4.4
TOTAL		108-42	1588/14.7	85-271	.314	36-131	.275	61-93	.656	53	155	208	1.9	156-1	78	73	19	48	267	2.5





TARA MANUMALEUGA

5-10 | G | JR.

QUEENSLAND, AUSTRALIA | HILLCREST CHRISTIAN COLLEGE (ARIZONA)

2



TARA MANUMALEUGA'S 2021-22 GAME-BY-GAME STATISTICS

DATE	OPPONENT	GS	MIN	FG	%	3FG	%	FT	%	O	D	T	AVG	PF	A	TO	B	S	PT
11/09	Houston Baptist		26	3-13	.231	2-10	.200	1-2	.500	1	3	4	4.0	3	1	4	0	3	9
11/17	at Tulane		5	2-3	.667	2-3	.667	0-0	.000	0	0	0	2.0	0	0	1	0	0	6
11/21	UNC	*	22	4-11	.364	1-8	.125	0-0	.000	1	2	3	2.3	2	0	1	0	0	9
11/26	at St. Mary's		11	0-4	.000	0-4	.000	0-2	.000	0	0	0	1.8	1	1	1	1	0	0
11/27	vs. Cal Baptist		2	0-1	.000	0-0	.000	0-0	.000	1	0	1	1.6	0	0	0	0	0	0
12/01	Southeastern Louisiana		3	0-1	.000	0-1	.000	0-0	.000	0	0	0	1.3	0	0	1	0	0	0
12/05	Florida		18	2-8	.250	0-3	.000	0-0	.000	0	0	0	1.1	1	1	1	0	2	4
12/12	Texas A&M		6	0-2	.000	0-1	.000	0-0	.000	0	1	1	1.1	0	0	1	0	0	0
01/02	SMU		17	1-6	.167	0-3	.000	2-2	1.000	0	4	4	1.4	1	3	4	0	2	4
01/08	at Iowa State		13	0-5	.000	0-3	.000	0-0	.000	0	1	1	1.4	1	1	1	1	0	0
01/10	Kansas		-	-	-	-	-	-	-	DNP	-	-	-	-	-	-	-	-	-
01/12	Oklahoma State		-	-	-	-	-	-	-	DNP	-	-	-	-	-	-	-	-	-
01/15	at Oklahoma		14	0-4	.000	0-3	.000	0-0	.000	0	0	0	1.3	0	1	0	0	1	0
01/19	Texas Tech		6	0-0	.000	0-0	.000	0-0	.000	0	0	0	1.2	0	1	1	0	0	0
01/22	Texas		-	-	-	-	-	-	-	DNP	-	-	-	-	-	-	-	-	-
01/25	at West Virginia		13	1-2	.500	0-1	.000	1-1	1.000	0	1	1	1.2	0	0	2	0	1	3
01/29	at Kansas State		19	1-5	.200	0-2	.000	2-2	1.000	0	0	0	1.1	0	2	2	0	0	4
02/02	West Virginia		14	1-2	.500	1-1	1.000	0-0	.000	0	0	0	1.0	1	0	0	0	0	3
02/05	at Kansas	*	29	3-8	.375	2-4	.500	0-0	.000	0	2	2	1.1	1	3	1	0	0	8
02/09	at Oklahoma State	*	28	0-4	.000	0-2	.000	1-2	.500	0	1	1	1.1	0	6	3	0	1	1
02/12	Iowa State	*	27	1-5	.200	0-2	.000	0-0	.000	0	0	0	1.0	0	2	1	1	1	2
02/16	at Baylor	*	21	0-3	.000	0-3	.000	0-0	.000	0	3	3	1.1	0	3	3	0	0	0
02/19	Baylor																		
02/23	Oklahoma																		
02/26	at Texas																		
03/02	at Texas Tech																		
03/05	Kansas State																		

TARA MANUMALEUGA'S SEASON/CAREER HIGHS

POINTS	2021-22: 9 (2x) last, North Carolina (11/21/21)	BLOCKS	2021-22: 1 (3x) last, Iowa State (02/12/22)
Career: 9 (4x) last, North Carolina (11/21/21)	Career: 1 (6x) last, Iowa State (02/12/22)		
REBOUNDS	2021-22: 4 (2x) last, SMU (01/02/22)	STEALS	2021-22: 3 Houston Baptist (11/09/21)
Career: 4 (4x) last, SMU (01/02/22)	Career: 3 Houston Baptist (11/09/21)		
ASSISTS	2021-22: 6 at Oklahoma State (02/09/22)	* - at Arizona	
Career: 6 at Oklahoma State (02/09/22)			

TARA MANUMALEUGA'S CAREER STATISTICS

SEASON	TEAM	GP-GS	MIN/AVG	Field Goals		3-Point		F-Throws		Rebounds				Scoring						
				FG-FGA	FG%	3FG-3FGA	3FG%	FT-FTA	FT%	OFF	DEF	TOT	AVG	PF-FO	A	TO	BLK	STL	PTS	AVG
2019-20	UA	17-0	94/5.6	14-33	.424	10-20	.500	2-4	.500	7	16	23	1.4	9-0	6	10	1	3	40	2.4
2020-21	UA	9-0	28/3.1	3-11	.273	3-8	.375	1-2	.500	0	1	1	0.1	0-0	2	2	2	1	10	1.1
2021-22	TCU	19-5	296/15.6	19-87	.218	8-54	.148	7-11	.636	3	18	21	1.1	11-0	25	28	3	11	53	2.8
TOTAL FOR TCU		19-5	296/15.6	19-87	.218	8-54	.148	7-11	.636	3	18	21	1.1	11-0	25	28	3	11	53	2.8
TOTAL		45-5	418/9.3	36-131	.275	21-82	.256	10-17	.588	10	35	45	1.0	20-0	33	40	6	15	103	2.3





**OKAKO "KOKO"
ADIKA**

6-0 | G/F | SR.

HOLSTEVRO, DENMARK | LEMVIG GYMNASIUM (BUTLER)

4



OKAKO ADIKA'S 2021-22 GAME-BY-GAME STATISTICS

DATE	OPPONENT	GS	MIN	FG	%	3FG	%	FT	%	O	D	T	AVG	PF	A	TO	B	S	PT
11/09	Houston Baptist	*	20	1-3	.333	0-1	.000	2-2	1.000	5	4	9	9.0	4	1	1	0	3	4
11/17	at Tulane	*	10	0-4	.000	0-3	.000	0-0	.000	1	1	2	5.5	2	2	0	0	1	0
11/21	UNC	*	12	2-4	.500	0-0	.000	0-0	.000	0	1	1	4.0	3	0	1	0	0	4
11/26	at St. Mary's	*	19	4-7	.571	1-4	.250	0-0	.000	2	2	4	4.0	3	0	0	0	2	9
11/27	vs. Cal Baptist	*	25	3-8	.375	2-4	.500	5-5	1.000	3	2	5	4.2	3	2	0	0	1	13
12/01	Southeastern Louisiana	*	32	6-10	.600	3-5	.600	0-0	.000	3	5	8	4.8	2	0	1	0	1	15
12/05	Florida	*	24	5-6	.833	1-1	1.000	0-0	.000	0	1	1	4.3	3	1	2	1	0	11
12/12	Texas A&M	*	25	4-10	.400	1-3	.333	0-0	.000	3	1	4	4.3	4	3	3	0	2	9
01/02	SMU	*	16	2-7	.286	2-4	.500	0-0	.000	1	1	2	4.0	3	3	1	0	0	6
01/08	at Iowa State	*	19	2-10	.200	1-5	.200	0-0	.000	2	4	6	4.2	3	1	2	0	1	5
01/10	Kansas	*	33	8-14	.571	6-12	.500	5-5	1.000	2	4	6	4.4	3	1	1	0	1	27
01/12	Oklahoma State	*	25	5-10	.500	3-6	.500	2-2	1.000	2	6	8	4.7	4	0	3	0	1	15
01/15	at Oklahoma	*	25	3-8	.375	1-4	.250	1-2	.500	5	3	8	4.9	3	0	2	0	1	8
01/19	Texas Tech	*	39	6-12	.500	2-5	.400	2-2	1.000	0	5	5	4.9	3	3	3	0	0	16
01/22	Texas	*	15	1-4	.250	1-3	.333	0-0	.000	0	3	3	4.8	5	1	5	0	0	3
01/25	at West Virginia	*	26	3-9	.333	2-6	.333	1-2	.500	0	5	5	4.8	2	0	2	0	0	9
01/29	at Kansas State	*	37	4-9	.444	2-5	.400	0-0	.000	3	8	11	5.2	4	2	0	0	2	10
02/02	West Virginia	*	23	2-8	.250	1-6	.167	2-2	1.000	1	7	8	5.3	2	1	1	1	0	7
02/05	at Kansas	*	20	1-1	1.000	0-0	.000	0-1	.000	1	3	4	5.3	3	0	0	0	0	2
02/09	at Oklahoma State	*	31	5-11	.455	3-6	.500	1-2	.500	2	2	4	5.2	0	2	2	0	1	14
02/12	Iowa State	*	38	4-15	.267	1-5	.200	2-2	1.000	1	4	5	5.2	2	2	2	0	1	11
02/16	at Baylor	*	19	3-7	.429	2-6	.333	0-0	.000	1	4	5	5.2	5	2	2	0	0	8
02/19	Baylor																		
02/23	Oklahoma																		
02/26	at Texas																		
03/02	at Texas Tech																		
03/05	Kansas State																		

OKAKO ADIKA'S SEASON/CAREER HIGHS

POINTS	2021-22:	27	Kansas (01/10/22)	BLOCKS	2021-22:	1 (2x)	last, West Virginia (02/02/22)
	Career:	29	Providence (12/05/20)*		Career:	2 (2x)	last, at Villanova (02/16/21)*
REBOUNDS	2021-22:	11	at Kansas State (01/29/22)	STEALS	2021-22:	3	Houston Baptist (11/09/21)
	Career:	11	at Kansas State (01/29/22)		Career:	3 (2x)	last, Houston Baptist (11/09/21)
ASSISTS	2021-22:	3 (3x)	last, Texas Tech (01/19/22)	* - at Butler			
	Career:	5	Georgetown (01/13/21)*				

OKAKO ADIKA'S CAREER STATISTICS

SEASON	TEAM	GP-GS	MIN/AVG	Field Goals		3-Point		F-Throws		Rebounds				Scoring						
				FG-FGA	FG%	3FG-3FGA	3FG%	FT-FTA	FT%	OFF	DEF	TOT	AVG	PF-FO	A	TO	BLK	STL	PTS	AVG
2020-21	Butler	19-19	566/29.8	98-202	.485	33-74	.446	33-40	.825	35	73	108	5.7	50-1	22	45	8	21	262	13.8
2021-22	TCU	22-21	536/24.4	74-177	.418	35-94	.372	23-27	.852	38	76	114	5.2	66-2	27	34	2	18	206	9.4
TOTAL FOR TCU		22-21	536/24.4	74-177	.418	35-94	.372	23-27	.852	38	76	114	5.2	66-2	27	34	2	18	206	9.4
TOTAL		41-40	1102/26.9	172-379	.454	68-168	.405	56-67	.836	73	149	222	5.4	116-3	49	79	10	39	468	11.4





YUMMY MORRIS

6-3 | F | SR.

NORTH LITTLE ROCK, ARK. | NORTH LITTLE ROCK HIGH SCHOOL

5



YUMMY MORRIS' 2021-22 GAME-BY-GAME STATISTICS

DATE	OPPONENT	GS	MIN	FG	%	3FG	%	FT	%	O	D	T	AVG	PF	A	TO	B	S	PT
11/09	Houston Baptist		17	4-9	.444	0-0	.000	0-0	.000	2	4	6	6.0	2	1	0	0	0	8
11/17	at Tulane		22	3-6	.500	0-0	.000	1-2	.500	5	2	7	6.5	1	0	2	0	0	7
11/21	UNC		22	2-5	.400	0-0	.000	2-2	1.000	0	3	3	5.3	4	2	1	1	0	6
11/26	at St. Mary's		18	3-5	.600	0-0	.000	5-6	.833	3	4	7	5.8	4	3	1	1	0	11
11/27	vs. Cal Baptist		22	8-15	.533	0-0	.000	2-2	1.000	2	1	3	5.2	2	1	1	0	0	18
12/01	Southeastern Louisiana		32	3-6	.500	0-0	.000	0-2	.000	1	4	5	5.2	2	2	2	1	1	6
12/05	Florida		20	1-3	.333	0-0	.000	2-2	1.000	0	3	3	4.9	2	1	2	0	1	4
12/12	Texas A&M		14	2-4	.500	0-0	.000	1-2	.500	2	1	3	4.6	5	1	3	0	0	5
01/02	SMU		15	1-4	.250	0-0	.000	0-0	.000	0	2	2	4.3	3	2	1	1	0	2
01/08	at Iowa State		17	2-5	.400	0-0	.000	0-2	.000	3	5	8	4.7	1	0	2	1	0	4
01/10	Kansas	*	23	3-8	.375	0-0	.000	0-0	.000	3	3	6	4.8	0	5	3	0	0	6
01/12	Oklahoma State	*	14	0-2	.000	0-0	.000	0-0	.000	0	1	1	4.5	1	2	2	1	1	0
01/15	at Oklahoma		19	4-7	.571	0-0	.000	1-2	.500	1	3	4	4.5	2	3	2	1	1	9
01/19	Texas Tech	*	22	4-8	.500	0-0	.000	0-0	.000	0	3	3	4.4	2	2	2	1	1	8
01/22	Texas	*	26	5-9	.556	0-0	.000	1-2	.500	0	4	4	4.3	3	2	2	1	1	11
01/25	at West Virginia	*	25	2-5	.400	0-0	.000	0-0	.000	2	1	3	4.3	4	4	4	2	1	4
01/29	at Kansas State	*	11	0-4	.000	0-0	.000	1-2	.500	0	2	2	4.1	3	0	2	0	2	1
02/02	West Virginia	*	8	1-1	1.000	0-0	.000	0-0	.000	0	0	0	3.9	3	1	3	0	1	2
02/05	at Kansas		10	1-4	.250	0-0	.000	1-2	.500	0	3	3	3.8	1	2	3	0	0	3
02/09	at Oklahoma State		5	1-1	1.000	0-0	.000	0-0	.000	0	1	1	3.7	0	0	0	0	0	2
02/12	Iowa State		12	5-6	.833	0-0	.000	4-4	1.000	2	0	2	3.6	1	0	0	0	1	14
02/16	at Baylor		15	1-4	.250	0-0	.000	0-0	.000	1	1	2	3.5	3	2	1	0	1	2
02/19	Baylor																		
02/23	Oklahoma																		
02/26	at Texas																		
03/02	at Texas Tech																		
03/05	Kansas State																		

YUMMY MORRIS' SEASON/CAREER HIGHS

POINTS	2021-22: 18 vs. Cal Baptist (11/27/21)	BLOCKS	2021-22: 2 at West Virginia (01/25/22)
Career: 26 Incarnate Word (11/25/20)	Career: 4 (2x) last, Oral Roberts (12/22/20)		
REBOUNDS	2021-22: 8 at Iowa State (01/08/22)	STEALS	2021-22: 2 at Kansas State (01/29/22)
Career: 9 (2x) last, Central Arkansas (11/28/20)	Career: 3 Mississippi Valley State (11/11/18)		
ASSISTS	2021-22: 5 Kansas (01/10/22)		
Career: 5 Kansas (01/10/22)			

YUMMY MORRIS' CAREER STATISTICS

SEASON	TEAM	GP-GS	MIN/AVG	Field Goals		3-Point		F-Throws		Rebounds				Scoring						
				FG-FGA	FG%	3FG-3FGA	3FG%	FT-FTA	FT%	OFF	DEF	TOT	AVG	PF-FO	A	TO	BLK	STL	PTS	AVG
2018-19	TCU	25-0	170/6.8	24-51	.471	0-0	.000	30-41	.732	19	34	53	2.1	26-0	3	22	18	6	78	3.1
2019-20	TCU	29-0	257/8.9	37-86	.430	0-0	.000	14-20	.700	37	39	76	2.6	46-0	7	27	16	13	88	3.0
2020-21	TCU	25-16	481/19.2	76-150	.507	0-0	.000	34-39	.872	36	77	113	4.5	55-1	17	39	21	10	186	7.4
2021-22	TCU	22-7	388/17.6	56-121	.463	0-0	.000	21-32	.656	27	51	78	3.5	48-1	36	39	11	12	133	6.0
TOTAL		101-23	1296/12.8	193-408	.473	0-0	.000	99-132	.750	119	201	320	3.2	175-2	63	127	66	41	485	4.8





**PAIGE
BRADLEY**

5-10 | G | FR.

DALLAS, TEXAS | BISHOP LYNCH HIGH SCHOOL

10



PAIGE BRADLEY'S 2021-22 GAME-BY-GAME STATISTICS

DATE	OPPONENT	GS	MIN	FG	%	3FG	%	FT	%	O	D	T	AVG	PF	A	TO	B	S	PT	
11/09	Houston Baptist	-	-	-	-	-	-	-	-	DNP	-	-	-	-	-	-	-	-	-	-
11/17	at Tulane	15	1-4	.250	1-2	.500	2-2	1.000	0	2	2	2.0	0	2	1	0	1	0	1	5
11/21	UNC	19	1-6	.167	1-5	.200	0-0	.000	0	0	0	1.0	2	0	1	0	0	0	3	
11/26	at St. Mary's	8	1-3	.333	1-2	.500	0-0	.000	0	1	1	1.0	0	0	0	0	0	0	3	
11/27	vs. Cal Baptist	3	0-2	.000	0-1	.000	0-0	.000	1	0	1	1.0	0	0	0	0	0	0	0	
12/01	Southeastern Louisiana	-	-	-	-	-	-	-	-	DNP	-	-	-	-	-	-	-	-	-	
12/05	Florida	4	0-1	.000	0-0	.000	0-0	.000	1	0	1	1.0	1	0	0	0	0	0	0	
12/12	Texas A&M	2	0-0	.000	0-0	.000	0-0	.000	0	0	0	0.8	1	0	0	0	0	0	0	
01/02	SMU	17	1-4	.250	0-2	.000	0-0	.000	0	3	3	1.1	2	0	1	0	1	0	2	
01/08	at Iowa State	11	0-1	.000	0-1	.000	0-0	.000	0	1	1	1.1	0	1	1	0	0	0	0	
01/10	Kansas	3	0-3	.000	0-2	.000	0-0	.000	0	0	0	1.0	0	0	0	0	0	0	0	
01/12	Oklahoma State	-	-	-	-	-	-	-	-	DNP	-	-	-	-	-	-	-	-	-	
01/15	at Oklahoma	4	1-2	.500	0-1	.000	0-0	.000	1	0	1	1.0	3	0	0	0	0	0	2	
01/19	Texas Tech	0	0-0	.000	0-0	.000	0-0	.000	0	0	0	0.9	0	0	0	0	0	0	0	
01/22	Texas	9	0-1	.000	0-1	.000	0-0	.000	0	0	0	0.8	1	0	0	0	0	0	0	
01/25	at West Virginia	-	-	-	-	-	-	-	-	DNP	-	-	-	-	-	-	-	-	-	
01/29	at Kansas State	-	-	-	-	-	-	-	-	DNP	-	-	-	-	-	-	-	-	-	
02/02	West Virginia	-	-	-	-	-	-	-	-	DNP	-	-	-	-	-	-	-	-	-	
02/05	at Kansas	1	0-0	.000	0-0	.000	0-0	.000	0	0	0	0.8	0	0	0	0	0	0	0	
02/09	at Oklahoma State	-	-	-	-	-	-	-	-	DNP	-	-	-	-	-	-	-	-	-	
02/12	Iowa State	4	0-0	.000	0-0	.000	0-0	.000	0	0	0	0.7	0	0	0	0	0	0	0	
02/16	at Baylor	2	0-0	.000	0-0	.000	1-2	.500	0	0	0	0.7	0	0	0	0	0	0	1	
02/19	Baylor																			
02/23	Oklahoma																			
02/26	at Texas																			
03/02	at Texas Tech																			
03/05	Kansas State																			

PAIGE BRADLEY'S SEASON/CAREER HIGHS

POINTS																				
2021-22	5																			
Career:	5																			
REBOUNDS																				
2021-22	3																			
Career:	3																			
ASSISTS																				
2021-22	2																			
Career:	2																			
BLOCKS																				
2021-22	--																			
Career:	--																			
STEALS																				
2021-22	1 (2x)																			
Career:	1 (2x)																			

PAIGE BRADLEY'S CAREER STATISTICS

SEASON	TEAM	GP-GS	MIN/AVG	Field Goals		3-Point		F-Throws		Rebounds				Scoring						
				FG-FGA	FG%	3FG-3FGA	3FG%	FT-FTA	FT%	OFF	DEF	TOT	AVG	PF-FO	A	TO	BLK	STL	PTS	AVG
2021-22	TCU	15-0	103/6.8	5-27	.185	3-17	.176	3-4	.750	3	7	10	0.7	10-0	3	4	0	2	16	1.1
TOTAL		15-0	103/6.8	5-27	.185	3-17	.176	3-4	.750	3	7	10	0.7	10-0	3	4	0	2	16	1.1





**TAVY
DIGGS**

6-2 | G/F | JR.

RICHARDSON, TEXAS | PLANO EAST HIGH SCHOOL

13



TAVY DIGGS' 2021-22 GAME-BY-GAME STATISTICS

DATE	OPPONENT	GS	MIN	FG	%	3FG	%	FT	%	O	D	T	AVG	PF	A	TO	B	S	PT
11/09	Houston Baptist		29	3-11	.273	0-2	.000	4-4	1.000	2	5	7	7.0	3	6	3	2	2	10
11/17	at Tulane		38	6-14	.429	0-1	.000	3-6	.500	1	10	11	9.0	3	1	3	0	1	15
11/21	UNC	*	18	2-7	.286	0-0	.000	1-2	.500	0	3	3	7.0	1	0	4	0	3	5
11/26	at St. Mary's		4	0-0	.000	0-0	.000	0-0	.000	0	0	0	5.3	0	0	0	0	1	0
11/27	vs. Cal Baptist		24	5-14	.357	0-3	.000	3-4	.750	2	4	6	5.4	3	2	3	0	1	13
12/01	Southeastern Louisiana		5	0-0	.000	0-0	.000	0-0	.000	0	0	0	4.5	0	1	1	0	0	0
12/05	Florida		17	3-3	1.000	0-0	.000	0-0	.000	0	4	4	4.4	0	1	2	1	0	6
12/12	Texas A&M		12	2-3	.667	0-0	.000	1-2	.500	2	2	4	4.4	2	1	2	0	0	5
01/02	SMU		20	2-7	.286	0-0	.000	1-2	.500	0	2	2	4.1	1	4	0	0	0	5
01/08	at Iowa State		21	8-16	.500	0-1	.000	1-5	.200	2	3	5	4.2	5	2	1	0	0	17
01/10	Kansas	*	23	3-8	.375	0-3	.000	2-2	1.000	0	1	1	3.9	4	3	3	1	2	8
01/12	Oklahoma State	*	31	8-12	.667	1-1	1.000	3-6	.500	2	9	11	4.5	2	3	2	0	6	20
01/15	at Oklahoma	*	18	8-15	.533	0-0	.000	0-0	.000	1	3	4	4.5	4	2	6	0	2	16
01/19	Texas Tech		7	0-0	.000	0-0	.000	0-0	.000	0	0	0	4.1	0	0	4	0	0	0
01/22	Texas		9	0-2	.000	0-0	.000	2-4	.500	0	1	1	3.9	1	0	1	1	1	2
01/25	at West Virginia		6	0-2	.000	0-0	.000	0-0	.000	0	1	1	3.8	1	1	2	0	0	0
01/29	at Kansas State		4	0-0	.000	0-0	.000	0-0	.000	0	1	1	3.6	0	0	1	1	0	0
02/02	West Virginia		9	0-1	.000	0-0	.000	0-0	.000	0	0	0	3.4	0	0	0	0	1	0
02/05	at Kansas		-	-	-	-	-	-	-	DNP	-	-	-	-	-	-	-	-	-
02/09	at Oklahoma State		18	3-7	.429	0-1	.000	3-4	.750	0	1	1	3.3	0	0	2	0	1	9
02/12	Iowa State		1	0-0	.000	0-0	.000	0-0	.000	0	0	0	3.1	0	0	0	0	0	0
02/16	at Baylor		16	1-3	.333	0-0	.000	0-2	.000	0	5	5	3.2	1	0	1	0	0	2
02/19	Baylor																		
02/23	Oklahoma																		
02/26	at Texas																		
03/02	at Texas Tech																		
03/05	Kansas State																		

TAVY DIGGS' SEASON/CAREER HIGHS

POINTS																				
2021-22:	20		Oklahoma State (01/12/22)																	
Career:	22		vs. Baylor (03/12/21)																	
REBOUNDS																				
2021-22:	11 (2x)		last, Oklahoma State (01/12/22)																	
Career:	11 (2x)		last, Oklahoma State (01/12/22)																	
ASSISTS																				
2021-22:	6		Houston Baptist (11/09/21)																	
Career:	6		Houston Baptist (11/09/21)																	
BLOCKS																				
2021-22:	2		Houston Baptist (11/09/21)																	
Career:	2 (3x)		last, Houston Baptist (11/09/21)																	
STEALS																				
2021-22:	6		Oklahoma State (01/12/22)																	
Career:	6		Oklahoma State (01/12/22)																	

TAVY DIGGS' CAREER STATISTICS

SEASON	TEAM	GP-GS	MIN/AVG	Field Goals		3-Point		F-Throws		Rebounds				Scoring						
				FG-FGA	FG%	3FG-3FGA	3FG%	FT-FTA	FT%	OFF	DEF	TOT	AVG	PF-FO	A	TO	BLK	STL	PTS	AVG
2019-20	TCU	12-0	41/3.4	5-11	.455	0-0	.000	1-3	.333	2	12	14	1.2	6-0	0	8	1	1	11	0.9
2020-21	TCU	25-12	546/21.9	106-212	.500	5-20	.250	22-33	.667	24	66	90	3.6	66-3	41	41	6	17	239	9.6
2021-22	TCU	21-4	331/15.8	54-126	.429	1-12	.083	24-43	.558	12	55	67	3.2	31-1	27	41	6	21	133	6.3
TOTAL		58-16	918/15.8	165-349	.473	6-32	.188	47-79	.595	38	133	171	2.9	103-4	68	90	13	39	383	6.6





**AJA
HOLMES**

5-8 | G | SO.

CIBOLO, TEXAS | STEELE HIGH SCHOOL

15



AJA HOLMES' 2021-22 GAME-BY-GAME STATISTICS

DATE	OPPONENT	GS	MIN	FG	%	3FG	%	FT	%	O	D	T	AVG	PF	A	TO	B	S	PT	
11/09	Houston Baptist	-	-	-	-	-	-	-	-	DNP	-	-	-	-	-	-	-	-	-	-
11/17	at Tulane	25	4-11	.364	3-10	.300	2-2	1.000	0	1	1	1	1.0	0	0	0	0	0	1	13
11/21	UNC	22	2-8	.250	2-7	.286	2-3	.667	0	0	0	0	0.5	1	0	0	0	0	0	8
11/26	at St. Mary's	9	0-0	.000	0-0	.000	0-0	.000	0	0	0	0	0.3	0	0	0	0	0	0	0
11/27	vs. Cal Baptist	2	0-0	.000	0-0	.000	0-0	.000	0	0	0	0	0.3	0	0	0	0	0	0	0
12/01	Southeastern Louisiana	13	1-5	.200	0-4	.000	0-0	.000	1	1	2	0.6	0	2	0	0	0	0	0	2
12/05	Florida	-	-	-	-	-	-	-	-	DNP	-	-	-	-	-	-	-	-	-	-
12/12	Texas A&M	26	7-12	.583	6-11	.545	2-3	.667	1	1	2	0.8	1	1	0	0	0	0	0	22
01/02	SMU	*	37	4-10	.400	4-9	.444	0-0	.000	0	2	2	1.0	0	0	0	0	0	0	12
01/08	at Iowa State	22	1-6	.167	1-4	.250	0-0	.000	1	0	1	1.0	0	0	0	0	0	0	0	3
01/10	Kansas	*	17	2-3	.667	1-2	.500	0-0	.000	0	1	1	1.0	1	0	1	0	0	0	5
01/12	Oklahoma State	*	17	0-3	.000	0-3	.000	0-0	.000	0	1	1	1.0	0	0	0	0	0	0	0
01/15	at Oklahoma	13	0-5	.000	0-5	.000	0-0	.000	0	2	2	1.1	0	0	0	0	0	0	0	0
01/19	Texas Tech	27	2-4	.500	1-3	.333	3-3	1.000	0	1	1	1.1	0	0	0	0	0	0	0	8
01/22	Texas	25	3-5	.600	2-3	.667	0-0	.000	0	2	2	1.2	0	0	1	0	0	0	0	8
01/25	at West Virginia	28	3-7	.429	3-6	.500	0-0	.000	0	0	0	1.1	0	0	0	0	0	0	0	9
01/29	at Kansas State	25	2-5	.400	2-4	.500	0-0	.000	0	2	2	1.1	0	0	0	0	0	0	1	6
02/02	West Virginia	28	1-6	.167	1-4	.250	2-2	1.000	0	1	1	1.1	1	1	0	0	0	0	0	5
02/05	at Kansas	17	0-2	.000	0-1	.000	0-0	.000	0	1	1	1.1	0	0	0	0	0	0	0	0
02/09	at Oklahoma State	10	1-3	.333	1-3	.333	0-0	.000	0	1	1	1.1	0	0	2	1	0	0	3	
02/12	Iowa State	21	1-1	1.000	1-1	1.000	2-2	1.000	0	2	2	1.2	0	0	0	0	0	0	0	5
02/16	at Baylor	20	2-4	.500	1-3	.333	2-6	.333	0	0	0	1.1	0	0	1	0	0	0	7	
02/19	Baylor																			
02/23	Oklahoma																			
02/26	at Texas																			
03/02	at Texas Tech																			
03/05	Kansas State																			

AJA HOLMES' SEASON/CAREER HIGHS

POINTS																				
2021-22	22																			
Career:	22																			
REBOUNDS																				
2021-22	2 (7x)																			
Career:	3																			
ASSISTS																				
2021-22	2 (2x)																			
Career:	4																			
BLOCKS																				
2021-22	1																			
Career:	1 (2x)																			
STEALS																				
2021-22	1 (2x)																			
Career:	2 (2x)																			

AJA HOLMES' CAREER STATISTICS

SEASON	TEAM	GP-GS	MIN/AVG	Field Goals		3-Point		F-Throws		Rebounds				Scoring						
				FG-FGA	FG%	3FG-3FGA	3FG%	FT-FTA	FT%	OFF	DEF	TOT	AVG	PF-FO	A	TO	BLK	STL	PTS	AVG
2020-21	TCU	25-4	481/19.2	46-132	.348	39-120	.325	9-10	.900	1	18	19	0.8	29-0	12	16	1	8	140	5.6
2021-22	TCU	20-3	407/20.3	36-100	.360	29-83	.349	15-21	.714	3	19	22	1.1	4-0	4	5	1	2	116	5.8
TOTAL		45-7	888/19.7	82-232	.353	68-203	.335	24-31	.774	4	37	41	0.9	33-0	16	21	2	10	256	5.7





**LAUREN
HEARD**

5-9 | G | GR.

DENTON, TEXAS | GUYER HIGH SCHOOL

20



LAUREN HEARD'S 2021-22 GAME-BY-GAME STATISTICS

DATE	OPPONENT	GS	MIN	FG	%	3FG	%	FT	%	O	D	T	AVG	PF	A	TO	B	S	PT
11/09	Houston Baptist	*	27	7-13	.538	0-1	.000	2-2	1.000	3	7	10	10.0	0	3	2	0	3	16
11/17	at Tulane	*	39	8-25	.320	1-3	.333	6-8	.750	2	7	9	9.5	3	5	1	0	2	23
11/21	UNC	*	18	2-7	.286	0-2	.000	0-0	.000	0	3	3	7.3	5	0	3	0	2	4
11/26	at St. Mary's	*	37	4-18	.222	0-2	.000	8-15	.533	3	5	8	7.5	3	5	1	0	3	16
11/27	vs. Cal Baptist	*	38	10-21	.476	1-2	.500	5-5	1.000	1	12	13	8.6	3	5	3	0	0	26
12/01	Southeastern Louisiana	*	34	3-13	.231	2-5	.400	4-6	.667	1	6	7	8.3	1	4	6	0	1	12
12/05	Florida	*	32	4-15	.267	0-1	.000	9-11	.818	2	3	5	7.9	3	4	9	0	1	17
12/12	Texas A&M	*	37	7-12	.583	1-2	.500	18-21	.857	1	4	5	7.5	2	4	6	1	3	33
01/02	SMU	*	27	3-10	.300	1-5	.200	1-1	1.000	0	2	2	6.9	2	4	3	0	1	8
01/08	at Iowa State	*	24	2-9	.222	0-1	.000	0-0	.000	1	1	2	6.4	2	4	0	0	2	4
01/10	Kansas	*	38	6-15	.400	1-2	.500	3-4	.750	4	5	9	6.6	3	6	3	0	0	16
01/12	Oklahoma State	*	39	6-11	.545	0-0	.000	8-11	.727	0	5	5	6.5	4	5	5	0	1	20
01/15	at Oklahoma	*	31	4-13	.308	0-1	.000	7-8	.875	3	4	7	6.5	4	3	6	0	1	15
01/19	Texas Tech	*	39	4-18	.222	1-4	.250	1-2	.500	1	6	7	6.6	0	4	5	0	2	10
01/22	Texas	*	28	3-9	.333	0-0	.000	6-8	.750	1	6	7	6.6	3	6	6	0	2	12
01/25	at West Virginia	*	40	2-8	.250	0-2	.000	13-18	.722	1	3	4	6.4	3	3	8	1	1	17
01/29	at Kansas State	*	32	4-8	.500	1-1	1.000	2-5	.400	1	4	5	6.4	4	3	7	0	1	11
02/02	West Virginia	*	40	7-15	.467	0-0	.000	8-9	.889	2	8	10	6.6	5	9	8	0	1	22
02/05	at Kansas	*	34	6-9	.667	2-2	1.000	8-13	.615	0	5	5	6.5	4	3	3	0	1	22
02/09	at Oklahoma State	*	33	1-9	.111	0-3	.000	0-0	.000	1	4	5	6.4	2	2	2	1	0	2
02/12	Iowa State	*	37	5-11	.455	2-3	.667	5-8	.625	0	1	1	6.1	1	7	0	0	1	17
02/16	at Baylor	*	35	7-19	.368	3-4	.750	1-4	.250	1	5	6	6.1	1	2	5	0	1	18
02/19	Baylor																		
02/23	Oklahoma																		
02/26	at Texas																		
03/02	at Texas Tech																		
03/05	Kansas State																		

LAUREN HEARD'S SEASON/CAREER HIGHS

POINTS	2021-22:	33	Texas A&M (12/12/21)	BLOCKS	2021-22:	1 (2x)	last, at West Virginia (01/25/22)
	Career:	38	at West Virginia (02/20/21)		Career:	1 (11x)	last, at West Virginia (01/25/22)
REBOUNDS	2021-22:	13	vs. Cal Baptist (11/27/21)	STEALS	2021-22:	3 (3x)	last, Texas A&M (12/12/21)
	Career:	15	Oklahoma State (02/23/20)		Career:	11	at Oklahoma (03/04/21)
ASSISTS	2021-22:	9	West Virginia (02/02/22)				
	Career:	9 (3x)	last, West Virginia (02/02/22)				

LAUREN HEARD'S CAREER STATISTICS

SEASON	TEAM	GP-GS	MIN/AVG	Field Goals		3-Point		F-Throws		Rebounds				Scoring						
				FG-FGA	FG%	3FG-3FGA	3FG%	FT-FTA	FT%	OFF	DEF	TOT	AVG	PF-FO	A	TO	BLK	STL	PTS	AVG
2017-18	TCU	36-6	709/19.7	70-187	.374	20-61	.328	63-86	.733	26	81	107	3.0	75-0	61	56	1	37	223	6.2
2018-19	TCU	35-34	992/28.4	92-293	.314	28-107	.262	91-140	.650	33	126	159	4.5	75-1	113	84	2	63	303	8.7
2019-20	TCU	29-29	891/30.7	166-425	.391	31-86	.360	171-227	.753	58	134	192	6.6	80-1	117	111	3	62	534	18.4
2020-21	TCU	25-25	892/35.7	169-423	.400	34-113	.301	159-219	.726	36	141	177	7.1	54-1	121	89	3	64	531	21.2
2021-22	TCU	22-22	736/33.4	105-288	.365	16-46	.348	115-159	.723	29	106	135	6.1	58-2	91	92	3	30	341	15.5
TOTAL		147-116	4220/28.7	602-1616	.373	129-413	.312	599-831	.721	182	588	770	5.2	342-5	503	432	12	256	1932	13.1





MICHELLE BERRY

6-2 | F | GR.

MIAMI, FLA. | MIAMI COUNTRY DAY (VIRGINIA TECH)

23



MICHELLE BERRY'S 2021-22 GAME-BY-GAME STATISTICS

DATE	OPPONENT	GS	MIN	FG	%	3FG	%	FT	%	O	D	T	AVG	PF	A	TO	B	S	PT
11/09	Houston Baptist	*	24	0-11	.000	0-5	.000	0-0	.000	3	5	8	8.0	2	2	0	0	1	0
11/17	at Tulane	*	38	1-11	.091	0-5	.000	0-0	.000	1	5	6	7.0	4	3	0	0	0	2
11/21	UNC		19	3-4	.750	0-0	.000	1-2	.500	2	2	4	6.0	1	1	0	0	0	7
11/26	at St. Mary's	*	37	6-11	.545	3-6	.500	1-3	.333	1	4	5	5.8	1	2	1	0	3	16
11/27	vs. Cal Baptist	*	33	2-8	.250	1-5	.200	0-0	.000	2	9	11	6.8	0	1	1	0	1	5
12/01	Southeastern Louisiana	*	26	3-6	.500	2-4	.500	2-2	1.000	1	3	4	6.3	0	3	1	1	1	10
12/05	Florida	*	29	2-7	.286	1-2	.500	0-0	.000	1	4	5	6.1	1	0	0	0	1	5
12/12	Texas A&M	*	20	0-4	.000	0-3	.000	2-2	1.000	0	4	4	5.9	3	1	1	0	0	2
01/02	SMU		-	-	-	-	-	-	-	-	-	-	-	-	-	-	-	-	-
01/08	at Iowa State	*	21	2-10	.200	1-7	.143	0-0	.000	1	2	3	5.6	0	1	0	0	0	5
01/10	Kansas		16	1-2	.500	0-1	.000	0-0	.000	0	1	1	5.1	0	1	2	0	1	2
01/12	Oklahoma State		30	4-9	.444	0-2	.000	0-0	.000	0	4	4	5.0	3	1	3	0	0	8
01/15	at Oklahoma	*	29	4-10	.400	2-4	.500	1-2	.500	0	3	3	4.8	0	1	2	0	2	11
01/19	Texas Tech	*	32	2-6	.333	0-2	.000	0-0	.000	2	7	9	5.2	3	4	1	0	0	4
01/22	Texas	*	37	2-7	.286	1-4	.250	2-2	1.000	0	4	4	5.1	0	1	1	0	0	7
01/25	at West Virginia	*	37	4-9	.444	1-6	.167	0-0	.000	0	6	6	5.1	0	2	3	0	1	9
01/29	at Kansas State	*	29	4-6	.667	1-2	.500	2-2	1.000	1	2	3	5.0	2	1	1	0	3	11
02/02	West Virginia	*	34	3-7	.429	3-4	.750	1-2	.500	0	5	5	5.0	2	1	3	0	1	10
02/05	at Kansas	*	36	3-16	.188	2-8	.250	1-1	1.000	1	4	5	5.0	4	2	3	0	0	9
02/09	at Oklahoma State	*	29	1-4	.250	0-1	.000	0-0	.000	1	4	5	5.0	2	2	2	0	1	2
02/12	Iowa State	*	36	4-10	.400	1-4	.250	0-0	.000	1	4	5	5.0	2	1	1	1	1	9
02/16	at Baylor	*	37	2-8	.250	1-6	.167	0-0	.000	2	6	8	5.1	0	3	1	0	2	5
02/19	Baylor																		
02/23	Oklahoma																		
02/26	at Texas																		
03/02	at Texas Tech																		
03/05	Kansas State																		

MICHELLE BERRY'S SEASON/CAREER HIGHS

POINTS	2021-22:	16	at St. Mary's (11/26/21)	BLOCKS	2021-22:	1 (2x)	last, Iowa State (02/12/22)
	Career:	38	Portland State (11/13/15)*		Career:	2	Kansas (01/17/21)
REBOUNDS	2021-22:	11	vs. Cal Baptist (11/27/21)	STEALS	2021-22:	3 (2x)	last, at Kansas State (01/29/22)
	Career:	14	Cal Poly (02/18/16)*		Career:	5	at Pepperdine (11/20/15)*
ASSISTS	2021-22:	4	Texas Tech (01/19/22)	* - at Cal State Fullerton			
	Career:	6	at Long Beach State (01/20/16)*				

MICHELLE BERRY'S CAREER STATISTICS

SEASON	TEAM	GP-GS	MIN/AVG	Field Goals		3-Point		F-Throws		Rebounds				Scoring						
				FG-FGA	FG%	3FG-3FGA	3FG%	FT-FTA	FT%	OFF	DEF	TOT	AVG	PF-FO	A	TO	BLK	STL	PTS	AVG
2015-16	CSF	29-29	1030/35.5	155-445	.348	26-87	.299	84-129	.651	58	206	264	9.1	76-3	49	125	4	33	420	14.5
2017-18	Hokies	37-8	698/18.9	56-151	.371	4-19	.211	31-50	.620	61	150	211	5.7	60-0	19	44	6	16	147	4.0
2019-20	TCU	29-1	606/20.9	62-155	.400	18-55	.327	19-30	.633	43	111	154	5.3	46-0	25	35	5	18	161	5.6
2020-21	TCU	25-22	853/34.1	77-226	.341	36-116	.310	27-34	.794	33	131	164	6.6	39-1	45	48	4	28	217	8.7
2021-22	TCU	21-18	632/30.1	53-166	.319	20-81	.247	13-18	.722	20	88	108	5.1	30-0	34	27	2	19	139	6.6
TOTAL FOR TCU		75-41	2091/27.9	192-547	.351	74-252	.294	59-82	.720	96	330	426	5.7	115-1	104	110	11	65	517	6.9
TOTAL		141-78	3819/27.1	403-1143	.353	104-358	.291	174-261	.667	215	686	901	6.4	251-4	172	279	21	114	1084	7.7





**KAYLA
MOKWUAH**

6-4 | C | SR.

LONGMEADOW, MASS. | WILBRAHAM & MONSON ACADEMY (GEORGE WASHINGTON)

24



KAYLA MOKWUAH'S 2021-22 GAME-BY-GAME STATISTICS

DATE	OPPONENT	GS	MIN	FG	%	3FG	%	FT	%	O	D	T	AVG	PF	A	TO	B	S	PT
11/09	Houston Baptist		14	5-8	.625	0-0	.000	2-4	.500	1	2	3	3.0	3	0	3	1	0	12
11/17	at Tulane		4	0-0	.000	0-0	.000	0-0	.000	0	0	0	1.5	3	0	1	0	0	0
11/21	UNC		9	0-1	.000	0-0	.000	0-2	.000	1	2	3	2.0	1	1	0	0	0	0
11/26	at St. Mary's		6	1-2	.500	0-0	.000	0-0	.000	1	2	3	2.3	1	0	2	0	1	2
11/27	vs. Cal Baptist		1	0-0	.000	0-0	.000	0-0	.000	0	0	0	1.8	0	1	1	0	0	0
12/01	Southeastern Louisiana		4	0-0	.000	0-0	.000	0-0	.000	0	0	0	1.5	1	0	1	0	0	0
12/05	Florida		11	2-4	.500	0-0	.000	0-0	.000	0	2	2	1.6	1	1	2	1	0	4
12/12	Texas A&M		8	1-2	.500	0-0	.000	0-0	.000	2	1	3	1.8	0	0	1	1	0	2
01/02	SMU		15	6-9	.667	0-0	.000	0-2	.000	1	3	4	2.0	1	1	2	2	1	12
01/08	at Iowa State		8	0-2	.000	0-0	.000	0-0	.000	1	1	2	2.0	2	1	3	0	0	0
01/10	Kansas		-	-	-	-	-	-	-	DNP	-	-	-	-	-	-	-	-	-
01/12	Oklahoma State		1	0-0	.000	0-0	.000	0-0	.000	0	0	0	1.8	1	1	0	0	0	0
01/15	at Oklahoma		4	1-1	1.000	0-0	.000	1-2	.500	0	0	0	1.7	1	0	0	0	0	3
01/19	Texas Tech		2	0-0	.000	0-0	.000	0-0	.000	0	1	1	1.6	1	0	0	0	0	0
01/22	Texas		4	0-0	.000	0-0	.000	0-2	.000	0	0	0	1.5	0	0	0	0	0	0
01/25	at West Virginia		7	1-1	1.000	0-0	.000	1-2	.500	0	1	1	1.5	3	0	0	1	0	3
01/29	at Kansas State		5	2-3	.667	0-0	.000	0-0	.000	0	1	1	1.4	3	0	2	0	1	4
02/02	West Virginia		20	5-9	.556	0-0	.000	0-0	.000	3	3	6	1.7	2	1	3	1	1	10
02/05	at Kansas	*	10	2-6	.333	0-0	.000	0-0	.000	1	1	2	1.7	3	0	2	0	3	4
02/09	at Oklahoma State	*	22	5-6	.833	0-0	.000	0-0	.000	1	1	2	1.7	1	1	1	2	0	10
02/12	Iowa State	*	21	6-10	.600	0-0	.000	0-0	.000	1	4	5	1.9	4	2	1	0	0	12
02/16	at Baylor	*	19	3-4	.750	0-0	.000	0-0	.000	0	4	4	2.0	1	0	1	0	0	6
02/19	Baylor																		
02/23	Oklahoma																		
02/26	at Texas																		
03/02	at Texas Tech																		
03/05	Kansas State																		

KAYLA MOKWUAH'S SEASON/CAREER HIGHS

POINTS																				
2021-22:	12 (3x)																			
Career:	18 (2x)																			
REBOUNDS																				
2021-22:	6																			
Career:	16																			
ASSISTS																				
2021-22:	2																			
Career:	4																			
BLOCKS																				
2021-22:	2 (2x)																			
Career:	4																			
STEALS																				
2021-22:	3																			
Career:	3																			

* - at George Washington

KAYLA MOKWUAH'S CAREER STATISTICS

SEASON	TEAM	GP-GS	MIN/AVG	Field Goals		3-Point		F-Throws		Rebounds				Scoring						
				FG-FGA	FG%	3FG-3FGA	3FG%	FT-FTA	FT%	OFF	DEF	TOT	AVG	PF-FO	A	TO	BLK	STL	PTS	AVG
2018-19	GWU	29-6	424/14.6	77-165	.467	0-0	.000	35-55	.636	39	68	107	3.7	44-1	19	52	24	7	189	6.5
2019-20	GWU	30-6	530/17.7	106-220	.482	0-2	.000	33-49	.673	38	97	135	4.5	84-1	24	55	28	17	245	8.2
2020-21	TCU	25-5	255/10.2	40-90	.444	0-0	.000	8-12	.667	25	25	50	2.0	52-1	8	23	15	7	88	3.5
2021-22	TCU	21-4	198/9.4	40-68	.588	0-0	.000	4-14	.286	13	29	42	2.0	33-0	10	26	9	7	84	4.0
TOTAL FOR TCU		46-9	453/9.8	80-158	.506	0-0	.000	12-26	.462	38	54	92	2.0	85-1	18	49	24	14	172	3.7
TOTAL		105-21	1406/13.4	263-543	.484	0-2	.000	80-130	.615	115	219	334	3.2	213-3	61	156	76	38	606	5.8





PATRICIA MORRIS

6-7 | F | SR.

DUARTE, CALIF. | DUARTE HIGH SCHOOL (OREGON STATE)

32



PATRICIA MORRIS' 2021-22 GAME-BY-GAME STATISTICS

DATE	OPPONENT	GS	MIN	FG	%	3FG	%	FT	%	O	D	T	AVG	PF	A	TO	B	S	PT
11/09	Houston Baptist	*	12	3-4	.750	0-0	.000	1-2	.500	2	0	2	2.0	1	1	2	0	0	7
11/17	at Tulane	*	22	1-3	.333	0-0	.000	2-4	.500	2	3	5	3.5	5	0	0	2	0	4
11/21	UNC	*	10	0-0	.000	0-0	.000	0-0	.000	0	0	0	2.3	1	0	0	0	0	0
11/26	at St. Mary's	*	15	4-7	.571	0-0	.000	0-0	.000	1	4	5	3.0	2	0	3	1	1	8
11/27	vs. Cal Baptist	*	8	1-3	.333	0-0	.000	0-0	.000	0	1	1	2.6	1	0	2	0	0	2
12/01	Southeastern Louisiana	*	5	0-0	.000	0-0	.000	0-0	.000	0	0	0	2.2	1	0	0	0	0	0
12/05	Florida	*	6	0-1	.000	0-0	.000	0-0	.000	1	1	2	2.1	1	2	0	0	0	0
12/12	Texas A&M	*	13	3-4	.750	0-0	.000	1-2	.500	4	2	6	2.6	5	2	3	0	0	7
01/02	SMU	*	12	1-3	.333	0-0	.000	0-0	.000	2	3	5	2.9	1	0	1	0	0	2
01/08	at Iowa State	*	9	1-2	.500	0-0	.000	1-2	.500	2	2	4	3.0	4	0	1	1	0	3
01/10	Kansas		13	2-3	.667	0-0	.000	0-0	.000	1	0	1	2.8	3	0	2	1	0	4
01/12	Oklahoma State		7	0-0	.000	0-0	.000	0-0	.000	0	1	1	2.7	0	0	0	1	0	0
01/15	at Oklahoma		5	1-1	1.000	0-0	.000	0-0	.000	1	1	2	2.6	1	0	1	0	0	2
01/19	Texas Tech		7	1-1	1.000	0-0	.000	0-0	.000	0	1	1	2.5	2	0	1	0	0	2
01/22	Texas		8	0-3	.000	0-0	.000	0-0	.000	1	2	3	2.5	2	0	0	0	0	0
01/25	at West Virginia		5	0-1	.000	0-0	.000	0-0	.000	0	0	0	2.4	1	0	1	0	0	0
01/29	at Kansas State		24	3-4	.750	0-0	.000	1-2	.500	1	3	4	2.5	4	0	3	2	0	7
02/02	West Virginia		7	0-0	.000	0-0	.000	1-2	.500	0	0	0	2.3	4	0	1	0	0	1
02/05	at Kansas		15	1-5	.200	0-0	.000	2-2	1.000	2	1	3	2.4	4	0	1	0	0	4
02/09	at Oklahoma State		9	2-3	.667	0-0	.000	0-0	.000	0	0	0	2.3	0	0	0	0	0	4
02/12	Iowa State		3	0-2	.000	0-0	.000	0-0	.000	0	0	0	2.1	0	0	0	0	0	0
02/16	at Baylor		6	0-0	.000	0-0	.000	2-2	1.000	1	0	1	2.1	2	0	2	0	0	2
02/19	Baylor																		
02/23	Oklahoma																		
02/26	at Texas																		
03/02	at Texas Tech																		
03/05	Kansas State																		

PATRICIA MORRIS' SEASON/CAREER HIGHS

POINTS																				
2021-22:	8			at St. Mary's 9/11/26/21)																
Career:	13			California (01/17/20)*																
REBOUNDS																				
2021-22:	6			Texas A&M (12/12/21)																
Career:	6			Texas A&M (12/12/21)																
ASSISTS																				
2021-22:	2 (2x)			last, Texas A&M (12/12/21)																
Career:	2 (2x)			last, Texas A&M (12/12/21)																
BLOCKS																				
2021-22:				2 (2x)																
Career:				3 (2x)																
STEALS																				
2021-22:				1																
Career:				1 (3x)																

* - at Oregon State

PATRICIA MORRIS' CAREER STATISTICS

		Field Goals		3-Point		F-Throws		Rebounds				Scoring								
SEASON	TEAM	GP-GS	MIN/AVG	FG-FGA	FG%	3FG-3FGA	3FG%	FT-FTA	FT%	OFF	DEF	TOT	AVG	PF-FO	A	TO	BLK	STL	PTS	AVG
2018-19	OSU	22-0	108/4.9	12-18	.667	0-0	.000	10-15	.667	8	22	30	1.4	22-0	0	7	7	1	34	1.5
2019-20	OSU	24-0	162/6.8	20-33	.606	0-1	.000	15-19	.789	11	25	36	1.5	17-0	0	6	10	0	55	2.3
2020-21	TCU	16-4	145/9.1	13-23	.565	0-0	.000	17-20	.850	8	22	30	1.9	37-2	0	19	12	1	43	2.7
2021-22	TCU	22-10	218/9.9	24-50	.480	0-0	.000	11-18	.611	21	25	46	2.1	45-2	5	24	8	1	59	2.7
TOTAL FOR TCU		38-14	363/9.6	37-73	.507	0-0	.000	28-38	.737	29	47	76	2.0	82-4	5	43	20	2	102	2.7
TOTAL		84-14	634/7.5	69-124	.556	0-1	.000	53-72	.736	48	94	142	1.7	121-4	5	56	37	3	191	2.3





TCU BASKETBALL COMBINED STATISTICS



2021-22 TCU Women's Basketball
Combined Team Statistics
All games

Game Records

Record	Overall	Home	Away	Neutral
ALL GAMES	6-16	5-7	1-8	0-1
CONFERENCE	2-11	2-4	0-7	0-0
NON-CONFERENCE	4-5	3-3	1-1	0-1

Score by Periods

Team	1st	2nd	3rd	4th	OT	TOT
TCU	310	318	375	339	12	1354
Opponents	374	379	403	419	22	1597

Team Box Score

No.	Player	Total			3-Point		F-Throw		Rebounds				Other									
		GP-GS	MIN	AVG	FG-FGA	FG%	3FG-3FGA	3FG%	FT-FTA	FT%	OFF	DEF	TOT	AVG	PF	DQ	A	TO	BLK	STL	PTS	AVG
20	HEARD, Lauren	22-22	735:50	33.4	105-288	.365	16-46	.348	115-159	.723	29	106	135	6.1	58	2	91	92	3	30	341	15.5
4	ADIKI, Okako	22-21	535:49	24.4	74-177	.418	35-94	.372	23-27	.852	38	76	114	5.2	66	2	27	34	2	18	206	9.4
23	BERRY, Michelle	21-18	631:58	30.1	53-166	.319	20-81	.247	13-18	.722	20	88	108	5.1	30	0	34	27	2	19	139	6.6
13	DIGGS, Tavy	21-4	330:54	15.8	54-126	.429	1-12	.083	24-43	.558	12	55	67	3.2	31	1	27	41	6	21	133	6.3
5	MORRIS, Yummy	22-7	387:38	17.6	56-121	.463	0-0	.000	21-32	.656	27	51	78	3.5	48	1	36	39	11	12	133	6.0
15	HOLMES, Aja	20-3	406:56	20.3	36-100	.360	29-83	.349	15-21	.714	3	19	22	1.1	4	0	4	5	1	2	116	5.8
24	MOKWUAH, Kayla	21-4	198:04	9.4	40-68	.588	0-0	.000	4-14	.286	13	29	42	2.0	33	0	10	26	9	7	84	4.0
1	JACKSON, Aahliyah	19-16	484:18	25.5	20-66	.303	8-39	.205	7-10	.700	4	46	50	2.6	42	0	32	19	4	15	55	2.9
2	MANUMALEUGA, Tara	19-5	296:01	15.6	19-87	.218	8-54	.148	7-11	.636	3	18	21	1.1	11	0	25	28	3	11	53	2.8
32	MORRIS, Patricia	22-10	217:54	9.9	24-50	.480	0-0	.000	11-18	.611	21	25	46	2.1	45	2	5	24	8	1	59	2.7
0	GERMOND, Caroline	14-0	121:55	8.7	6-20	.300	5-13	.385	2-4	.500	1	11	12	0.9	19	0	8	12	0	5	19	1.4
10	BRADLEY, Paige	15-0	102:43	6.8	5-27	.185	3-17	.176	3-4	.750	3	7	10	0.7	10	0	3	4	0	2	16	1.1
Team											34	36	70					9				
Total		22	4450		492-1296	.380	125-439	.285	245-361	.679	208	567	775	35.2	397	8	302	360	49	143	1354	61.5
Opponents		22	4450		595-1397	.426	161-444	.363	246-331	.743	244	617	861	39.1	354	4	373	321	75	169	1597	72.6

Team Statistics

	TCU	OPP
Scoring	1354	1597
Points per game	61.5	72.6
Scoring margin	-11.0	-
Field goals-att	492-1296	595-1397
Field goal pct	.380	.426
3 point fg-att	125-439	161-444
3-point FG pct	.285	.363
3-pt FG made per game	5.7	7.3
Free throws-att	245-361	246-331
Free throw pct	.679	.743
F-Throws made per game	11.1	11.2
Rebounds	775	861
Rebounds per game	35.2	39.1
Rebounding margin	-3.9	-
Assists	302	373
Assists per game	13.7	17.0
Turnovers	360	321
Turnovers per game	16.4	14.6
Turnover margin	-1.8	-
Assist/turnover ratio	0.8	1.2
Steals	143	169
Steals per game	6.5	7.7
Blocks	49	75
Blocks per game	2.2	3.4
Winning streak	0	-
Home win streak	0	-
Attendance	20400	26536
Home games-Avg/Game	12-1700	9-2948
Neutral site-Avg/Game	-	1-138

Team Results

Date	Opponent		Score	Att.
11/09/2021	Houston Baptist	W	78-48	1310
11/17/2021	at Tulane	Lot2	78-88	438
11/21/2021	North Carolina	L	46-79	2483
11/26/2021	at Saint Mary's (CA)	W	72-68	304
11/27/2021	vs California Baptist	L	77-91	138
12/01/2021	Southeastern La.	W	55-46	1291
12/05/2021	Florida	L	54-63	1468
12/12/2021	Texas A&M	W	87-75	2371
01/02/2022	SMU	L	53-79	1461
01/08/2022	at Iowa St.	L	47-78	9017
01/10/2022	Kansas	L	72-78	1370
01/12/2022	Oklahoma St.	W	64-63	1398
01/15/2022	at Oklahoma	L	71-100	2460
01/19/2022	Texas Tech	W	51-50	1944
01/22/2022	Texas	L	47-68	2228
01/25/2022	at West Virginia	L	54-66	1126
01/29/2022	at Kansas St.	L	54-63	5157
02/02/2022	West Virginia	L	62-70	1265
02/06/2022	at Kansas	L	60-75	1615
02/09/2022	at Oklahoma St.	L	47-76	1759
02/12/2022	Iowa St.	L	70-93	1811
02/16/2022	at Baylor	L	55-80	4660





OVERALL STATISTICS

Game Records

Record	Overall	Home	Away	Neutral
ALL GAMES	6-16	5-7	1-8	0-1
CONFERENCE	2-11	2-4	0-7	0-0
NON-CONFERENCE	4-5	3-3	1-1	0-1

Team Box Score

No.	Player				Total		3-Point		F-Throw		Rebounds											
		GP-GS	MIN	AVG	FG-FGA	FG%	3FG-3FGA	3FG%	FT-FTA	FT%	OFF	DEF	TOT	AVG	PF	DQ	A	TO	BLK	STL	PTS	AVG
20	HEARD, Lauren	22-22	735:50	33.4	105-288	.365	16-46	.348	115-159	.723	29	106	135	6.1	58	2	91	92	3	30	341	15.5
4	ADIKI, Okako	22-21	535:49	24.4	74-177	.418	35-94	.372	23-27	.852	38	76	114	5.2	66	2	27	34	2	18	206	9.4
23	BERRY, Michelle	21-18	631:58	30.1	53-166	.319	20-81	.247	13-18	.722	20	88	108	5.1	30	0	34	27	2	19	139	6.6
13	DIGGS, Tavy	21-4	330:54	15.8	54-126	.429	1-12	.083	24-43	.558	12	55	67	3.2	31	1	27	41	6	21	133	6.3
5	MORRIS, Yummy	22-7	387:38	17.6	56-121	.463	0-0	.000	21-32	.656	27	51	78	3.5	48	1	36	39	11	12	133	6.0
15	HOLMES, Aja	20-3	406:56	20.3	36-100	.360	29-83	.349	15-21	.714	3	19	22	1.1	4	0	4	5	1	2	116	5.8
24	MOKWUAH, Kayla	21-4	198:04	9.4	40-68	.588	0-0	.000	4-14	.286	13	29	42	2.0	33	0	10	26	9	7	84	4.0
1	JACKSON, Aahliyah	19-16	484:18	25.5	20-66	.303	8-39	.205	7-10	.700	4	46	50	2.6	42	0	32	19	4	15	55	2.9
2	MANUMALEUGA, Tara	19-5	296:01	15.6	19-87	.218	8-54	.148	7-11	.636	3	18	21	1.1	11	0	25	28	3	11	53	2.8
32	MORRIS, Patricia	22-10	217:54	9.9	24-50	.480	0-0	.000	11-18	.611	21	25	46	2.1	45	2	5	24	8	1	59	2.7
0	GERMOND, Caroline	14-0	121:55	8.7	6-20	.300	5-13	.385	2-4	.500	1	11	12	0.9	19	0	8	12	0	5	19	1.4
10	BRADLEY, Paige	15-0	102:43	6.8	5-27	.185	3-17	.176	3-4	.750	3	7	10	0.7	10	0	3	4	0	2	16	1.1
Team											34	36	70				9					
Total		22	4450		492-1296	.380	125-439	.285	245-361	.679	208	567	775	35.2	397	8	302	360	49	143	1354	61.5
Opponents		22	4450		595-1397	.426	161-444	.363	246-331	.743	244	617	861	39.1	354	4	373	321	75	169	1597	72.6

Score by Periods

Team	1st	2nd	3rd	4th	OT	TOT
TCU	310	318	375	339	12	1354
Opponents	374	379	403	419	22	1597

2021-22 BIG 12 ONLY STATISTICS

Game Records

Record	Overall	Home	Away	Neutral
ALL GAMES	2-11	2-4	0-7	0-0
CONFERENCE	2-11	2-4	0-7	0-0
NON-CONFERENCE	0-0	0-0	0-0	0-0

Score by Periods

Team	1st	2nd	3rd	4th	OT	TOT
TCU	165	184	224	181	0	754
Opponents	226	240	251	243	0	960

Team Box Score

No.	Player				Total		3-Point		F-Throw		Rebounds											
		GP-GS	MIN	AVG	FG-FGA	FG%	3FG-3FGA	3FG%	FT-FTA	FT%	OFF	DEF	TOT	AVG	PF	DQ	A	TO	BLK	STL	PTS	AVG
20	HEARD, Lauren	13-13	451:38	34.7	57-154	.370	10-23	.435	62-90	.689	16	57	73	5.6	36	1	57	58	2	14	186	14.3
4	ADIKI, Okako	13-13	352:59	27.2	47-118	.398	25-69	.362	16-20	.800	20	58	78	6.0	39	2	15	25	1	8	135	10.4
23	BERRY, Michelle	13-11	402:06	30.9	36-104	.346	13-51	.255	7-9	.778	9	52	61	4.7	18	0	21	23	1	12	92	7.1
13	DIGGS, Tavy	12-3	164:33	13.7	31-66	.470	1-6	.167	11-23	.478	5	25	30	2.5	18	1	11	23	3	13	74	6.2
5	MORRIS, Yummy	13-7	206:51	15.9	29-64	.453	0-0	.000	8-14	.571	12	27	39	3.0	24	0	23	26	7	10	66	5.1
15	HOLMES, Aja	13-2	270:42	20.8	18-54	.333	14-42	.333	9-13	.692	1	14	15	1.2	2	0	1	5	1	1	59	4.5
24	MOKWUAH, Kayla	12-4	123:04	10.3	25-42	.595	0-0	.000	2-6	.333	7	17	24	2.0	22	0	6	13	4	5	52	4.3
1	JACKSON, Aahliyah	10-7	217:44	21.8	9-28	.321	2-14	.143	5-7	.714	1	16	17	1.7	20	0	12	8	2	5	25	2.5
32	MORRIS, Patricia	13-1	115:28	8.9	11-25	.440	0-0	.000	7-10	.700	9	11	20	1.5	27	0	0	13	5	0	29	2.2
2	MANUMALEUGA, Tara	10-4	185:05	18.5	7-38	.184	3-21	.143	4-5	.800	0	8	8	0.8	3	0	19	14	2	4	21	2.1
0	GERMOND, Caroline	9-0	76:05	8.5	4-13	.308	3-8	.375	1-2	.500	1	5	6	0.7	14	0	6	5	0	3	12	1.3
10	BRADLEY, Paige	8-0	33:44	4.2	1-7	.143	0-5	.000	1-2	.500	1	1	2	0.3	4	0	1	1	0	0	3	0.4
Team											20	20	40				6					
Total		13	2600		275-713	.386	71-239	.297	133-201	.662	102	311	413	31.8	227	4	172	220	28	75	754	58.0
Opponents		13	2600		358-817	.438	101-257	.393	143-183	.781	142	349	491	37.8	198	2	233	175	49	103	960	73.8





TCU BASKETBALL SEASON/CAREER STATISTICS



2021-22 TCU Women's Basketball
Season/Career Statistics
All games

Summary

Player	Season Statistics										Career Statistics									
	GP-GS	MIN/G	FG%	3FG%	FT%	R/G	A/G	STL	BLK	PTS/G	GP-GS	MIN/G	FG%	3FG%	FT%	R/G	A/G	STL	BLK	PTS/G
ADIKA, Okako	22-21	24.4	.418	.372	.852	5.2	1.2	18	2	9.4	22-21	24.4	.418	.372	.852	5.2	1.2	18	2	9.4
BERRY, Michelle	21-18	30.1	.319	.247	.722	5.1	1.6	19	2	6.6	75-41	27.9	.351	.294	.720	5.7	1.4	65	11	6.9
BRADLEY, Paige	15-0	6.8	.185	.176	.750	0.7	0.2	2	0	1.1	15-0	6.8	.185	.176	.750	0.7	0.2	2	0	1.1
DIGGS, Tavy	21-4	15.8	.429	.083	.558	3.2	1.3	21	6	6.3	58-16	15.8	.473	.188	.595	2.9	1.2	39	13	6.6
GERMOND, Caroline	14-0	8.7	.300	.385	.500	0.9	0.6	5	0	1.4	39-13	17.8	.278	.250	.571	1.6	2.2	25	3	2.8
HEARD, Lauren	22-22	33.4	.365	.348	.723	6.1	4.1	30	3	15.5	147-116	28.7	.373	.312	.721	5.2	3.4	256	12	13.1
HOLMES, Aja	20-3	20.3	.360	.349	.714	1.1	0.2	2	1	5.8	45-7	19.7	.353	.335	.774	0.9	0.4	10	2	5.7
JACKSON, Aahliyah	19-16	25.5	.303	.205	.700	2.6	1.7	15	4	2.9	43-40	26.9	.302	.288	.588	2.9	1.4	37	16	4.4
MANUMALEUGA, Tara	19-5	15.6	.218	.148	.636	1.1	1.3	11	3	2.8	19-5	15.6	.218	.148	.636	1.1	1.3	11	3	2.8
MOKWUAH, Kayla	21-4	9.4	.588	.000	.286	2.0	0.5	7	9	4.0	46-9	9.8	.506	.000	.462	2.0	0.4	14	24	3.7
MORRIS, Patricia	22-10	9.9	.480	.000	.611	2.1	0.2	1	8	2.7	38-14	9.6	.507	.000	.737	2.0	0.1	2	20	2.7
MORRIS, Yummy	22-7	17.6	.463	.000	.656	3.5	1.6	12	11	6.0	101-23	12.8	.473	.000	.750	3.2	0.6	41	66	4.8

Scoring

Player	Season Statistics								Career Statistics							
	FG-FGA	FG%	3FG-3FGA	3FG%	FT-FTA	FT%	PTS	PTS/G	FG-FGA	FG%	3FG-3FGA	3FG%	FT-FTA	FT%	PTS	PTS/G
ADIKA, Okako	74-177	.418	35-94	.372	23-27	.852	206	9.4	74-177	.418	35-94	.372	23-27	.852	206	9.4
BERRY, Michelle	53-166	.319	20-81	.247	13-18	.722	139	6.6	192-547	.351	74-252	.294	59-82	.720	517	6.9
BRADLEY, Paige	5-27	.185	3-17	.176	3-4	.750	16	1.1	5-27	.185	3-17	.176	3-4	.750	16	1.1
DIGGS, Tavy	54-126	.429	1-12	.083	24-43	.558	133	6.3	165-349	.473	6-32	.188	47-79	.595	383	6.6
GERMOND, Caroline	6-20	.300	5-13	.385	2-4	.500	19	1.4	42-151	.278	18-72	.250	8-14	.571	110	2.8
HEARD, Lauren	105-288	.365	16-46	.348	115-159	.723	341	15.5	602-1616	.373	129-413	.312	599-831	.721	1932	13.1
HOLMES, Aja	36-100	.360	29-83	.349	15-21	.714	116	5.8	82-232	.353	68-203	.335	24-31	.774	256	5.7
JACKSON, Aahliyah	20-66	.303	8-39	.205	7-10	.700	55	2.9	62-205	.302	34-118	.288	30-51	.588	188	4.4
MANUMALEUGA, Tara	19-87	.218	8-54	.148	7-11	.636	53	2.8	19-87	.218	8-54	.148	7-11	.636	53	2.8
MOKWUAH, Kayla	40-68	.588	0-0	.000	4-14	.286	84	4.0	80-158	.506	0-0	.000	12-26	.462	172	3.7
MORRIS, Patricia	24-50	.480	0-0	.000	11-18	.611	59	2.7	37-73	.507	0-0	.000	28-38	.737	102	2.7
MORRIS, Yummy	56-121	.463	0-0	.000	21-32	.656	133	6.0	193-408	.473	0-0	.000	99-132	.750	485	4.8

Totals

Player	Season Statistics								Career Statistics							
	O-REB	D-REB	TOTAL	PF	FO	A	TO	A/TO	O-REB	D-REB	TOTAL	PF	FO	A	TO	A/TO
ADIKA, Okako	38	76	114	66	2	27	34	0.8	38	76	114	66	2	27	34	0.8
BERRY, Michelle	20	88	108	30	0	34	27	1.3	96	330	426	115	1	104	110	0.9
BRADLEY, Paige	3	7	10	10	0	3	4	0.8	3	7	10	10	0	3	4	0.8
DIGGS, Tavy	12	55	67	31	1	27	41	0.7	38	133	171	103	4	68	90	0.8
GERMOND, Caroline	1	11	12	19	0	8	12	0.7	11	52	63	83	0	86	51	1.7
HEARD, Lauren	29	106	135	58	2	91	92	1.0	182	588	770	342	5	503	432	1.2
HOLMES, Aja	3	19	22	4	0	4	5	0.8	4	37	41	33	0	16	21	0.8
JACKSON, Aahliyah	4	46	50	42	0	32	19	1.7	19	106	125	105	1	61	50	1.2
MANUMALEUGA, Tara	3	18	21	11	0	25	28	0.9	3	18	21	11	0	25	28	0.9
MOKWUAH, Kayla	13	29	42	33	0	10	26	0.4	38	54	92	85	1	18	49	0.4
MORRIS, Patricia	21	25	46	45	2	5	24	0.2	29	47	76	82	4	5	43	0.1
MORRIS, Yummy	27	51	78	48	1	36	39	0.9	119	201	320	175	2	63	127	0.5





TCU BASKETBALL GAME-BY-GAME STATISTICS



2021-22 TCU Women's Basketball
Team Game-by-Game
All games

Opponent	Date	Score		Total		3-Pointers		Free throws		Rebounds				PF	A	TO	BLK	STL	PTS	AVG
				FG-FGA	PCT	3FG-3FGA	PCT	FT-FTA	PCT	OFF	DEF	TOT	AVG							
Houston Baptist	11/09/2021	78-48	W	30-80	.375	4-25	.160	14-19	.737	21	37	58	58.0	19	18	16	3	14	78	78.0
at Tulane	11/17/2021	78-88	Lot2	27-83	.325	8-29	.276	16-24	.667	15	35	50	54.0	25	15	10	2	8	78	78.0
North Carolina	11/21/2021	46-79	L	18-56	.321	4-24	.167	6-11	.545	4	23	27	45.0	22	6	13	1	5	46	67.3
at Saint Mary's (CA)	11/26/2021	72-68	W	26-66	.394	6-22	.273	14-26	.538	13	25	38	43.3	16	15	10	3	13	72	68.5
vs California Baptist	11/27/2021	77-91	L	29-75	.387	4-16	.250	15-16	.938	15	29	44	43.4	17	13	13	0	3	77	70.2
Southeastern La.	12/01/2021	55-46	W	19-52	.365	10-30	.333	7-12	.583	8	27	35	42.0	11	16	15	4	5	55	67.7
Florida	12/05/2021	54-63	L	20-52	.385	3-8	.375	11-13	.846	6	24	30	40.3	16	14	23	3	9	54	65.7
Texas A&M	12/12/2021	87-75	W	27-59	.458	8-23	.348	25-32	.781	18	27	45	40.9	27	16	27	2	6	87	68.4
SMU	01/02/2022	53-79	L	21-60	.350	7-23	.304	4-7	.571	6	29	35	40.2	17	17	13	3	5	53	66.7
at Iowa St.	01/08/2022	47-78	L	20-73	.274	5-27	.185	2-9	.222	15	26	41	40.3	25	12	14	3	4	47	64.7
Kansas	01/10/2022	72-78	L	27-64	.422	8-26	.308	10-11	.909	12	20	32	39.5	14	19	15	2	5	72	65.4
Oklahoma St.	01/12/2022	64-63	W	23-48	.479	4-13	.308	14-21	.667	4	33	37	39.3	18	14	18	3	10	64	65.3
at Oklahoma	01/15/2022	71-100	L	27-70	.386	3-20	.150	14-20	.700	12	20	32	38.8	21	13	20	1	10	71	65.7
Texas Tech	01/19/2022	51-50	W	20-54	.370	5-16	.313	6-7	.857	7	27	34	38.4	15	15	17	1	3	51	64.6
Texas	01/22/2022	47-68	L	16-46	.348	4-14	.286	11-18	.611	9	28	37	38.3	19	13	19	2	4	47	63.5
at West Virginia	01/25/2022	54-66	L	16-44	.364	6-21	.286	16-23	.696	3	19	22	37.3	16	12	22	4	4	54	62.9
at Kansas St.	01/29/2022	54-63	L	20-47	.426	6-16	.375	8-13	.615	6	25	31	36.9	21	9	20	4	10	54	62.4
West Virginia	02/02/2022	62-70	L	21-50	.420	6-15	.400	14-17	.824	8	25	33	36.7	24	14	20	2	5	62	62.3
at Kansas	02/06/2022	60-75	L	20-55	.364	7-16	.438	13-20	.650	7	22	29	36.3	25	10	15	0	6	60	62.2
at Oklahoma St.	02/09/2022	47-76	L	19-49	.388	4-17	.235	5-8	.625	6	20	26	35.8	6	14	18	4	5	47	61.5
Iowa St.	02/12/2022	70-93	L	26-60	.433	5-15	.333	13-16	.813	5	17	22	35.1	10	14	5	2	5	70	61.9
at Baylor	02/16/2022	55-80	L	20-53	.377	8-23	.348	7-18	.389	8	29	37	35.2	13	13	17	0	4	55	61.5
Total		1354		492-1296	.380	125-439	.285	245-361	.679	208	567	775	35.2	397	302	360	49	143	1354	61.5
Opponents		1597		595-1397	.426	161-444	.363	246-331	.743	244	617	861	39.1	354	373	321	75	169	1597	72.6

TCU Averages

Games Played	Points/game	FG Pct	3FG Pct	FT Pct	Rebounds/game	Assists/game	Turnovers/game	Assist/Turnover ratio	Steals/game	Blocks/game
22	61.5	38.0	28.5	67.9	35.2	13.7	16.4	0.8	6.5	2.2





TCU BASKETBALL OPPONENT GAME-BY-GAME STATISTICS



2021-22 TCU Women's Basketball
Opponents Game-by-Game
All games

Page 1/1
as of Feb 17, 2022

Opponent	Date	Score		Total		3-Pointers		Free throws		Rebounds				PF	A	TO	BLK	STL	PTS	AVG
				FG-FGA	PCT	3FG-3FGA	PCT	FT-FTA	PCT	OFF	DEF	TOT	AVG							
Houston Baptist	11/09/2021	78-48	W	20-64	.313	4-16	.250	4-12	.333	8	27	35	35.0	17	10	25	2	6	48	48.0
at Tulane	11/17/2021	78-88	Lot2	31-82	.378	9-31	.290	17-23	.739	20	45	65	50.0	17	19	15	3	4	88	68.0
North Carolina	11/21/2021	46-79	L	27-68	.397	7-18	.389	18-23	.783	20	35	55	51.7	14	6	14	4	7	79	71.7
at Saint Mary's (CA)	11/26/2021	72-68	W	23-56	.411	9-30	.300	13-16	.813	9	30	39	48.5	24	18	22	3	5	68	70.8
vs California Baptist	11/27/2021	77-91	L	34-65	.523	16-34	.471	7-10	.700	4	30	34	45.6	19	22	13	5	6	91	74.8
Southeastern La.	12/01/2021	55-46	W	21-54	.389	4-14	.286	0-2	.000	6	25	31	43.2	14	11	17	0	6	46	70.0
Florida	12/05/2021	54-63	L	24-62	.387	2-18	.111	13-14	.929	13	25	38	42.4	15	18	17	5	15	63	69.0
Texas A&M	12/12/2021	87-75	W	26-60	.433	3-13	.231	20-29	.690	9	17	26	40.4	26	14	17	2	9	75	69.8
SMU	01/02/2022	53-79	L	31-69	.449	6-13	.462	11-19	.579	13	34	47	41.1	10	22	6	2	8	79	70.8
at Iowa St.	01/08/2022	47-78	L	26-59	.441	5-21	.238	21-24	.875	8	41	49	41.9	14	13	13	6	4	78	71.5
Kansas	01/10/2022	72-78	L	31-64	.484	8-14	.571	8-10	.800	12	26	38	41.5	12	17	17	4	7	78	72.1
Oklahoma St.	01/12/2022	64-63	W	23-58	.397	9-17	.529	8-13	.615	4	24	28	40.4	21	16	18	3	9	63	71.3
at Oklahoma	01/15/2022	71-100	L	37-69	.536	11-25	.440	15-21	.714	7	25	32	39.8	19	26	18	2	7	100	73.5
Texas Tech	01/19/2022	51-50	W	22-64	.344	1-7	.143	5-8	.625	12	26	38	39.6	12	17	11	6	12	50	71.9
Texas	01/22/2022	47-68	L	27-69	.391	4-14	.286	10-15	.667	16	27	43	39.9	18	16	8	3	8	68	71.6
at West Virginia	01/25/2022	54-66	L	26-65	.400	9-24	.375	5-6	.833	14	22	36	39.6	20	18	18	4	9	66	71.3
at Kansas St.	01/29/2022	54-63	L	20-56	.357	8-21	.381	15-16	.938	12	19	31	39.1	14	16	15	3	10	63	70.8
West Virginia	02/02/2022	62-70	L	24-58	.414	5-13	.385	17-20	.850	9	22	31	38.7	17	14	13	4	9	70	70.7
at Kansas	02/06/2022	60-75	L	26-62	.419	4-15	.267	19-25	.760	18	30	48	39.2	20	10	15	3	8	75	70.9
at Oklahoma St.	02/09/2022	47-76	L	29-64	.453	10-24	.417	8-11	.727	14	25	39	39.2	5	19	12	5	13	76	71.2
Iowa St.	02/12/2022	70-93	L	35-62	.565	19-36	.528	4-4	1.000	9	31	40	39.2	12	25	12	2	1	93	72.2
at Baylor	02/16/2022	55-80	L	32-67	.478	8-26	.308	8-10	.800	7	31	38	39.1	14	26	5	4	6	80	72.6
Total		1597		595-1397	.426	161-444	.363	246-331	.743	244	617	861	39.1	354	373	321	75	169	1597	72.6
TCU		1354		492-1296	.380	125-439	.285	245-361	.679	208	567	775	35.2	397	302	360	49	143	1354	61.5

Opponents Averages

Games Played	Points/game	FG Pct	3FG Pct	FT Pct	Rebounds/game	Assists/game	Turnovers/game	Assist/Turnover ratio	Steals/game	Blocks/game
22	72.6	42.6	36.3	74.3	39.1	17.0	14.6	1.2	7.7	3.4





0 | CAROLINE GERMOND
SR | 5-7 | G
Angers, France



1 | AAHLIYAH JACKSON
GR | 5-10 | G
Ft. Smith, Ark.



2 | TARA MANUMALEUGA
JR | 5-10 | G
Queensland, Australia



3 | MARIAH ROBERTS
FR | 5-8 | G
Arlington, Texas



4 | OKAKO "KOKO" ADIKA
SR | 6-0 | G/F
Holstebro, Denmark



5 | YUMMY MORRIS
SR | 6-3 | F
North Little Rock, Ark.



10 | PAIGE BRADLEY
FR | 5-10 | G
Dallas, Texas



13 | TAVY DIGGS
JR | 6-2 | G
Richardson, Texas



14 | EVIE GOETZ
FR | 6-1 | F
Denton, Texas



15 | AJA HOLMES
SO | 5-8 | G
Cibolo, Texas



20 | LAUREN HEARD
GR | 5-9 | G
Denton, Texas



21 | DAIJA TURNER
FR | 6-3 | F
Fayetteville, N.C.



23 | MICHELLE BERRY
GR | 6-2 | F
Miami, Fla.



24 | KAYLA MOKWUAH
SR | 6-4 | C
Longmeadow, Mass.




32 | PATRICIA MORRIS
SR | 6-7 | F
Duarte, Calif.



RAEGAN PEBLEY
Head Coach
8th Season



HANNA HOWARD
Associate Head Coach
8th Season



BRITNEY BROWN
Associate Coach
6th Season



ABI OLAJUWON
Assistant Coach
4th Season



LEAH FOSTER
Player Dev. Coordinator
4th Season



ANGELA GONZAGA
Director of Operations
8th Season



TAYLOR LARSON
Strength & Conditioning Coach
4th Season



ALISSA SCHENK
Athletic Trainer
2nd Season



ADEOLA AKOMOLAFE
Graduate Assistant
1st Season



KIANNA RAY
Graduate Assistant
1st Season

