



HORNED FROGS™

Media Contact: Mark Cohen - TCU Associate AD/Communications

Office: (817) 257-5394 • Cell: (817) 343-2017 • Email: m.cohen@tcu.edu • Twitter: @TCUCohen • GoFrogs.com

GAME 9

DETAILS

Date: Saturday, Nov. 5, 2022

Time: 11 a.m.

Location: Fort Worth, Texas

Venue: Amon G. Carter Stadium (46,000)

Series Record: Texas Tech leads 32-29-3

Last Meeting: TCU 52, Texas Tech 31 (2021)

TV: FOX

Talent: Gus Johnson, Joel Klatt, Jenny Taft

Radio: WBAP 820 AM, SiriusXM 136, SXM App 953

Talent: Brian Estridge, John Denton, Landry Burdine

Spanish Radio: Zona MX 99.1 FM

Talent: Miguel Cruz, Elvis Gallegos



TCU HORNED FROGS

2022 Record: 8-0 (Big 12: 5-0)

Rankings: AP: 7; Coaches: 7

Head Coach: Sonny Dykes (Texas Tech '93)

TCU Record: 8-0 (1st season)

Career Record: 79-63 (12th season)

Statistical Leaders:

Rushing: Kendre Miller (851 yds., 6.4 ypc, 11 TD)

Passing: Max Duggan (67.4 pct., 149-of-221, 22 TD, 2 Int., 2,212 yards, 276.5 ypg)

Receiving: Quentin Johnston (42 rec., 650 yds., 4 TD)

Defensive: Jamoi Hodge (47 tackles, 4.5 TFL, 2.5 sacks, 1 Int.)
Mark Perry (47 tackles, 2.5 TFL, 1 PBU)



TEXAS TECH RED RAIDERS

2022 Record: 4-4 (Big 12: 2-3)

Rankings: AP: NR; Coaches: NR

Head Coach: Joey McGuire (UTA '95)

Texas Tech Record: 4-4 (1st Season)

Career Record: 4-4 (1st Season)

Statistical Leaders:

Rushing: SaRodrick Thompson (435 yds., 4.9 ypc, 3 TD)

Passing: Donovan Smith (66.4 pct., 146-of-220, 12 TD, 8 Int., 1,505 yards, 188.1 ypg)

Receiving: Xavier White (33 rec., 454 yds., 3 TD)

Defensive: Krishon Merrivether (67 tackles, 2.5 TFL, 1.5 sacks, 2 FF)
Tyree Wilson (51 tackles, 11.5 TFL, 6.5 sacks, 1 FF, 1 FR)

2022 TCU SCHEDULE

Day	Opponent	Time/Result
Sept. 2	at Colorado	W, 38-13
Sept. 10	Tarleton	W, 59-17
Sept. 24	at SMU	W, 42-34
Oct. 1	No. 18 Oklahoma*	W, 55-24
Oct. 8	at No. 19 Kansas*	W, 38-31
Oct. 15	No. 8 Oklahoma St.*	W, 43-40 (2OT)
Oct. 22	No. 17 Kansas State*	W, 38-28
Oct. 29	at West Virginia*	W, 41-31
Nov. 5	Texas Tech*	11 a.m.
Nov. 12	at Texas*	6:30 p.m.
Nov. 19	at Baylor*	TBA
Nov. 26	Iowa State*	TBA

*Big 12 Conference game
All times Central

2022 TEXAS TECH SCHEDULE

Day	Opponent	Time/Result
Sept. 3	Murray State	W, 63-10
Sept. 10	No. 25 Houston	W, 33-30 (2OT)
Sept. 17	at No. 16 NC State	L, 14-27
Sept. 24	No. 22 Texas*	W, 37-34 (OT)
Oct. 1	at No. 25 Kansas State*	L, 28-37
Oct. 8	at No. 7 Oklahoma State*	L, 31-41
Oct. 22	West Virginia*	W, 48-10
Oct. 29	Baylor*	L, 17-45
Nov. 5	at No. 7 TCU*	11 a.m.
Nov. 12	Kansas*	6 p.m.
Nov. 19	at Iowa State*	TBA
Nov. 26	Oklahoma*	TBA

*Big 12 Conference game
All times Central

ABOUT THE GAME

► No. 7 TCU returns home to face Texas Tech on Saturday at 11 a.m. The game will be televised by FOX with its Big Noon Kickoff show on campus.

► The Horned Frogs are alone atop the Big 12 standings with a 5-0 conference record. Four of the wins are against teams they lost to by at least two scores last season, including three by at least three scores.

► TCU is one of just six undefeated teams nationally and the only one in the state of Texas.

► TCU is 8-0 for the first time since 2015.

► TCU's Sonny Dykes is the first head football coach in Big 12 history to be 8-0 in his first season.

► Dykes is just the second head coach at TCU, joining Francis Schmidt in 1929, to win his opening eight games.

► At No. 7, TCU has its highest ranking since it was No. 4 in 2017 when Dykes was on staff as an offensive analyst.

► TCU has won three in a row over Texas Tech and six of the last eight meetings.

► TCU's streak of three consecutive sellouts is its longest since seven straight over the 2014-15 seasons.

► The top-four student attendance numbers in TCU football history have come in this season's opening four home games. The record-setting totals each game reached a new high of 6,512 (53.1 percent of total enrollment) for the Kansas State contest.

► TCU's four wins this season over ranked opponents ties it with Tennessee for the national lead.

► The Horned Frogs are just the third team since 1960 (Stanford, 2016; Iowa, 1960) to win four consecutive games over ranked opponents in a calendar month.

► TCU's four consecutive games with a win over a ranked opponent ties for first nationally since 1996. The Horned Frogs are the only Big 12 team to accomplish the feat in the regular season.

MEET THE NEW BOSS

► Sonny Dykes is in his first season as head coach of the Horned Frogs and second overall at TCU.

► Dykes was an offensive analyst on the 2017 TCU team that posted an 11-3 record, played in the Big 12 Championship Game and finished the season with a No. 9 national ranking, its last top-10 appearance.

► Dykes was head coach at SMU the previous four seasons (2018-21). He led the Mustangs to three consecutive winning records for the first time since the mid-80s and their first back-to-back victories over TCU since 1992-93.

► Dykes also served as head football coach at Cal (2013-16) and Louisiana Tech (2010-12).

► He is the son of legendary Texas Tech Head

Football Coach Spike Dykes. Spike coached the Red Raiders from 1986-99. Sonny spent seven seasons on the coaching staff at Texas Tech, serving as receivers coach from 2000-04 and adding the title of co-offensive coordinator from 2005-06.

► Sonny Dykes lettered two seasons in baseball at Texas Tech.

SADDLE TROPHY

► A longtime tradition was renewed in 2017 when TCU and Texas Tech battled for the Saddle Trophy. The teams used to compete annually in the West Texas Championship for the Saddle Trophy, before it went away in the early 1970s.

► Thanks to M.L. Leddy's Boots & Saddlery of Fort Worth, the Saddle Trophy returned and headed to Fort Worth after TCU's 27-3 victory in Lubbock.

► The Saddle Trophy sits on a stand and includes the logos for TCU and Texas Tech. Scores for 60-plus years of the rivalry are represented on the stand.

SERIES HISTORY

► TCU's three-game winning streak over Texas Tech is its longest in the series since a run of three straight victories from 1958-60.

► Since TCU began Big 12 play in 2012, the road team has won seven of 10 games in the series.

► Texas Tech holds a 32-29-3 edge over TCU in the all-time series which began with a 28-16 Horned Frogs' win in Fort Worth in 1926.

► TCU is 20-14 against Texas Tech in Fort Worth and 9-18-3 versus the Red Raiders in Lubbock, but on a four-game road winning streak.

► TCU's last four trips to Jones AT&T Stadium (2015, 55-52; 2017, 27-3; 2019, 33-31; 2021, 52-31) mark the only time in program history it has won consecutive games in Lubbock.

SEVENTH IS JUST FINE

► TCU was seventh in the Big 12 preseason poll. The last time it was picked seventh was 2014, when it won the Big 12 championship.

GIVING BACK

► Jordy Sandy is donating \$20 to Fort Worth's Hope Center for Autism for every punt inside the 20-yard line. Sandy has a 9-year-old cousin with autism back home in Australia. He has totaled \$160 with eight punts inside the 20 this season.

TCU SUPPORT

► Since it began Big 12 play in 2012, TCU has had over \$400 million in donor-funded athletics facilities upgrades. The most recent project was the \$113 million Legends Club & Suites which opened in Fall 2020 on the east side of Amon G. Carter Stadium.



/TCUFootball



@TCUFootball



/@tcufootball

2022 TCU HONOR ROLL**► TCU**

- *Cheez-It Bowl National Team of the Week, vs. Oklahoma
- *Joe Moore Award Midseason Honor Roll

► Steve Avila, OL

- *Associated Press Midseason All-American
- *ESPN Midseason All-American
- *Outland Trophy Watch List
- *Rimington Trophy Watch List
- *Senior Bowl Watch List

► Tye Barber, WR

- *Earl Campbell Tyler Rose Award Watch List

► Millard Bradford, S

- *Senior Bowl Watch List

► Andrew Coker, OL

- *Wuerffel Trophy Nominee
- *AFCA Good Works Team Nominee

► Noah Daniels, CB

- *Senior Bowl Watch List

► Derius Davis, WR/PR/KR

- *Big 12 Special Teams Player of the Week, vs. Colorado
- *Paul Hornung Award Honor Roll, vs. Colorado
- *Paul Hornung Award Watch List

► Emari Demercado, RB

- *Senior Bowl Watch List

► Dominic DiNunzio, TE

- *FWAA's Armed Forces Merit Award Finalist
- *William V. Campbell Trophy Semifinalist

► Max Duggan, QB

- *Maxwell Award Semifinalist
- *Johnny Unitas Golden Arm Award Top 10
- *Davey O'Brien Great 8, vs. Kansas State
- *Co-Big 12 Offensive Player of the Week, vs. Oklahoma State
- *Earl Campbell Tyler Rose Award Honorable Mention Player of the Week, vs. Oklahoma State
- *Davey O'Brien Great 8, vs. Kansas
- *Manning Award Star of the Week, vs. Kansas
- *Earl Campbell Tyler Rose Award Honorable Mention Player of the Week, vs. Kansas
- *Walter Camp National Offensive Player of the Week, vs. Oklahoma
- *Davey O'Brien National Quarterback of the Week, vs. Oklahoma
- *Earl Campbell Tyler Rose Award National Player of the Week, vs. Oklahoma
- *Big 12 Offensive Player of the Week, vs. Oklahoma
- *Manning Award Star of the Week, vs. Oklahoma
- *Maxwell Award Watch List
- *Davey O'Brien Award Midseason Watch List
- *Manning Award Watch List
- *Johnny Unitas Golden Arm Award Top 25 Watch List
- *Earl Campbell Tyler Rose Award Honorable Mention Player of the Week, vs. SMU
- *Earl Campbell Tyler Rose Award Honorable Mention Player of the Week, vs. Tarleton

► Sonny Dykes, Head Coach

- *Paul "Bear" Bryant Coach of the Year Watch List

► Tre'Vius Hodges-Tomlinson, CB

- *Jim Thorpe Award Semifinalist
- *Preseason All-American, Phil Steele
- *Preseason All-American, Athlon Sports
- *Preseason All-Big 12
- *Bronko Nagurski Trophy Watch List
- *Chuck Bednarik Award Watch List
- *Senior Bowl Watch List

► Dylan Horton, DL

- *Senior Bowl Watch List

► Quentin Johnston, WR

- *Earl Campbell Tyler Rose Award Honorable Mention Player of the Week, vs. Oklahoma State
- *Big 12 Offensive Player of the Week, vs. Kansas
- *Earl Campbell Tyler Rose Award National Player of the Week, vs. Kansas
- *Preseason All-American, Phil Steele
- *Preseason All-American, Athlon Sports
- *Preseason All-Big 12
- *Walter Camp Player of the Year Watch List
- *Maxwell Award Watch List
- *Biletnikoff Award Watch List
- *Earl Campbell Tyler Rose Award Watch List

► Griffin Kell, PK

- *Lou Groza Award Star of the Week, vs. Oklahoma State

► Kendre Miller, RB

- *Earl Campbell Tyler Rose Award Honorable Mention Player of the Week, vs. Oklahoma State
- *Earl Campbell Tyler Rose Award Honorable Mention Player of the Week, vs. Oklahoma
- *Doak Walker Award Watch List
- *Earl Campbell Tyler Rose Award Watch List

► Jordy Sandy, P

- *Ray Guy Award Ray's 8, vs. Oklahoma State
- *Ray Guy Award Watch List

► Dee Winters, LB

- *Butkus Award Watch List
- *Senior Bowl Watch List

COMEBACK FROGS

- TCU rallied from deficits of 17 and 18 points, respectively, against Oklahoma State and Kansas State. Since 1996, TCU is one of just two teams (Tennessee, 2016) to overcome deficits of at least 17 points in consecutive games to beat top-25 opponents.

RECRUITING REPORT

- TCU's 2022 signing class was ranked third in the Big 12 by 247Sports in per player rating.

- The Horned Frogs were 13th nationally in the 247Sports transfer rankings.

- TCU had the Big 12's third-rated and nation's No. 28 overall class for signees and transfers. It was exceptional for the limited window available with Head Coach Sonny Dykes arriving on Nov. 30.

THE PORTAL NEWCOMERS

- Included below are TCU's 14 transfer additions. The group was ranked 13th nationally by 247Sports.

Alan Ali, OL (SMU)
 Emani Bailey, RB (Louisiana)
 Ish Burdine, DB (Missouri)
 Terrence Cooks, LB (Texas)
 Ezra Dotson-Oyetade, OT (Arizona State)
 Caleb Fox, DL (Stephen F. Austin)
 Johnny Hodges, LB (Navy)
 Tymon Mitchell, DL (Georgia)
 Josh Newton, CB (ULM)
 Mark Perry, S (Colorado)
 Robby Rochester, OL (UConn)
 Lwal Uguak, DL (UConn)
 Jared Wiley, TE (Texas)
 Corey Wren, RB (Florida State)

BY THE NUMBERS**2**

National championships won by TCU
 (1935 and 1938).

3

Assistant coaches (Paul Gonzales, Malcolm Kelly,
 Doug Meacham) retained by Head Coach Sonny
 Dykes when he took over at TCU.

6

TCU is one of just six programs nationally to have
 played in all current College Football Playoff bowl
 games. The others are Alabama, Florida State,
 Miami (Fla.), Oklahoma and Tennessee.

18

Horned Frogs with their degree already in hand.
 Emari Demercado also has his master's degree.

126

Years TCU has been playing football.

150

TCU's campus is in the midst of a Sesquicentennial
 celebration for its 150th academic year.

1873

Year TCU was founded as
 AddRan Male and Female College
 in Thorp Spring, Texas.

1896

Year TCU played its first football game,
 an 8-6 win over Toby's Business College.

\$113,000,000

Cost of TCU's new donor-funded
 Legends Club & Suites on the east side
 of Amon G. Carter Stadium.

TCU FOOTBALL NOTABLES

INSIDE THE GAME

	TCU	TTU
Points Scored _____	354	271
Points Scored/Game _____	44.3	33.9
Opp. Points Scored _____	218	234
Opp. Points Scored/Game _____	27.3	29.3

First Downs _____	186	227
Opp. First Downs _____	163	147
3rd-Down Conversions Pct. _____	45.6	38.2
4th-Down Conversions Pct. _____	53.3	61.1
Rushing Attempts _____	300	308
Yards Rushing _____	1,743	1,103
Yards Rushing/Game _____	217.9	137.9
Opp. Rushing Attempts _____	292	302
Opp. Yards Rushing _____	1,124	1,183
Opp. Yards Rush/Game _____	140.5	147.9

Passes Attempted _____	248	391
Passes Completed _____	169	242
Completion Pct. _____	68.1	61.9
Yards Passing _____	2,406	2,704
Yards Passing/Game _____	300.8	338.0
Opp. Passes Attempted _____	280	250
Opp. Passes Completed _____	152	142
Opp. Completion Pct. _____	54.3	56.8
Opp. Yards Passing _____	2,096	1,743
Opp. Yards Pass/Game _____	262.0	217.9

Total Offensive Plays _____	548	699
Total Yards _____	4,149	3,807
Total Yards/Game _____	518.6	475.9
Avg. Yards/Play _____	7.6	5.4
Opp. Offensive Plays _____	572	552
Opp. Total Yards _____	3,220	2,926
Opp. Total Yards/Game _____	402.5	365.8
Opp. Avg. Yards/Play _____	5.6	5.3

Avg. Poss. Time/Game _____	30:48	29:46
Opp. Avg. Poss. Time/Game _____	29:12	29:30

TCU PLACES THREE ON FREAKS LIST

► TCU cornerback Tre'Vius Hodges-Tomlinson, defensive end Dylan Horton and wide receiver Quentin Johnston were selected to Bruce Feldman's 2022 College Football Freaks List.

► The Freaks List spotlights those whose unique physical abilities generate buzz inside their programs.

► TCU's three selections tied for fourth-most nationally. Horton was at No. 16 on the list with Johnston 23rd and Hodges-Tomlinson at No. 57.

Name	40	Broad	Clean	Squat	Vertical
Horton	4.55	10-0	400	700	38 inch
Johnston	4.4	11-0		575	42 inch
Tomlinson	4.3	10-8		605	42 inch

► The 6-foot-4, 275-pound Horton was a high school safety. He also played basketball.

WHERE TO FIND THEM

► Field

Sonny Dykes - Head Coach
Garrett Riley - Offensive Coordinator/QBs Coach
Joe Gillespie - Defensive Coordinator/LBs Coach
Mark Tommerdahl - Special Teams Coordinator
Carlton Buckels - Cornerbacks Coach
Anthony Jones Jr. - Running Backs Coach
Malcolm Kelly - Outside Receivers Coach
JaMarkus McFarland - Defensive Line Coach
AJ Ricker - Co-OC/Offensive Line Coach

► Press Box

Paul Gonzales - Safeties Coach
Doug Meacham - Inside Receivers Coach

LEADERSHIP

► Quarterback Max Duggan is one of two Big 12 student-athletes to represent the conference on the NCAA Division I Football Oversight Committee Student-Athlete Connection Group.

► As part of the committee assignment, Duggan represents the interests of Big 12 players and college football as a whole.

CARTER BOYS

► For the first time ever, the TCU football program is featured in an unprecedented weekly all-access show called Carter Boys. It airs each Thursday at 6 p.m. on ESPN+.

► Modeled after HBO's Hard Knocks, Carter Boys contains exclusive behind the scenes footage and premier content with the players, coaches and staff of DFW's Big 12 team.

FROGS IN THE NFL

► TCU has 25 former players on current NFL rosters:

Name	NFL Team	TCU
Darius Anderson^, RB	Houston	2016-19
Ben Banogu, DE	Indianapolis	2017-18
Ross Blacklock, DT	Minnesota	2017-19
Marcus Cannon, OL	New England	2007-10
T.J. Carter*, CB	L.A. Rams	2021
L.J. Collier, DE	Seattle	2015-18
Aviante Collins*, OT	Dallas	2012-16
Andy Dalton, QB	New Orleans	2007-10
Obinna Eze*, OT	Detroit	2021
Innis Gaines^, S	Green Bay	2016-19
Travin Howard^, LB	L.A. Rams	2014-17
Jerry Hughes, DE	Houston	2006-09
Joey Hunt*, C	Seattle	2012-15
Tre'von Moehrig, S	Las Vegas	2018-20
Lucas Niang^, OT	Kansas City	2016-19
Joe Noteboom^, OL	L.A. Rams	2014-17
Matt Pryor, OT	Indianapolis	2014-17
Jalen Reagor, WR	Minnesota	2017-19
Austin Schlottmann, OG/C	Minnesota	2014-17
Ty Summers*, LB	Jacksonville	2014-18
KaVontae Turpin, WR	Dallas	2015-18
Halapoulivaati Vaitai^, OT	Detroit	2012-15
Jason Verrett, CB	San Francisco	2011-13
Garret Wallow, LB	Houston	2017-20
Ar'Darius Washington*, S	Baltimore	2018-20

*Practice Squad; ^Reserve/Injured



2022 STANDINGS

Team	Big 12	Overall
TCU	5-0	8-0
Kansas State	4-1	6-2
Oklahoma State	3-2	6-2
Baylor	3-2	5-3
Texas	3-2	5-3
Kansas	2-3	5-3
Oklahoma	2-3	5-3
Texas Tech	2-3	4-4
West Virginia	1-4	3-5
Iowa State	0-5	3-5

CHARTING TCU'S OPPONENTS

Opponent	Record	Next Game
Colorado	1-7	Oregon
Tarleton	5-3	Abilene Christian
SMU	4-4	Houston
Oklahoma	5-3	Baylor
Kansas	5-3	Oklahoma State
Oklahoma State	6-2	at Kansas
Kansas State	6-2	Texas
West Virginia	3-5	at Iowa State
Texas Tech	4-4	at TCU
Texas	5-3	at Kansas State
Baylor	5-3	at Oklahoma
Iowa State	3-5	West Virginia
Total	52-44 (.542)	

MAKING THE ROUNDS

► By joining the Big 12 in 2012, TCU played in its fifth league in an 18-year span. Below is a look at TCU's conference history:

Years	Conference
1909-22	Texas Intercollegiate Athletic Association
1923-95	Southwest Conference
1996-00	Western Athletic Conference
2001-04	Conference USA
2005-11	Mountain West
2012-pres.	Big 12 Conference

► TCU accepted an invitation to the Big East in October 2010, but never officially became a member of the conference before joining the Big 12.

WORD ASSOCIATION

► When asked for a one-word description for select teammates and Head Coach Sonny Dykes, Max Duggan answered with the following:

Quentin Johnston - Dynamic
Taye Barber - Savvy
Derius Davis - Electric
Savion Williams - Explosive
Sonny Dykes - Confident

FROG OFFENSIVE NOTES

TCU ACTIVE LEADERS

CAREER 100-YARD RUSHING GAMES

1. ___ Kendre Miller	9
2. ___ Max Duggan	4
3. ___ Emari Demercado	1

CAREER 100-YARD RECEIVING GAMES

1. ___ Quentin Johnston	7
2. ___ Taye Barber	3
3. ___ Derius Davis	2

CAREER RUSHING YARDS

1. ___ Kendre Miller	1,862
2. ___ Max Duggan	1,709
3. ___ Emari Demercado	1,233
4. ___ Derius Davis	181
5. ___ Emani Bailey	152

CAREER RUSHING TOUCHDOWNS

1. ___ Max Duggan	23
2. ___ Kendre Miller	20
3. ___ Emari Demercado	8
4. ___ Emani Bailey	2
Derius Davis	2
Sam Jackson	2
Quentin Johnston	2

CAREER RECEPTIONS

1. ___ Taye Barber	142
2. ___ Quentin Johnston	97
3. ___ Derius Davis	95
4. ___ Blair Conwright	35
5. ___ Emari Demercado	33
6. ___ Savion Williams	24
7. ___ Kendre Miller	22
8. ___ Quincy Brown	15
9. ___ Jared Wiley	12
10. ___ Gunnar Henderson	8
Jordan Hudson	8
Geor'Quarius Spivey	8

CAREER RECEIVING YARDS

1. ___ Taye Barber	1,895
2. ___ Quentin Johnston	1,771
3. ___ Derius Davis	1,331
4. ___ Blair Conwright	497
5. ___ Savion Williams	320
6. ___ Emari Demercado	253
7. ___ Kendre Miller	187
8. ___ Gunnar Henderson	161
9. ___ Quincy Brown	152
10. ___ Jared Wiley	136

CAREER TOUCHDOWN RECEPTIONS

1. ___ Quentin Johnston	12
2. ___ Taye Barber	9
3. ___ Derius Davis	8
4. ___ Jared Wiley	4
5. ___ Quincy Brown	3
Blair Conwright	3
Savion Williams	3
8. ___ Dominic DiNunzio	1
Gunnar Henderson	1
Jordan Hudson	1
Kendre Miller	1
Blake Nowell	1
Carter Ware	1

IN CHARGE

► Offensive Coordinator Garrett Riley served the previous two seasons under Sonny Dykes at SMU.

► The younger brother of USC Head Coach Lincoln Riley, Garrett Riley guided one of the nation's most prolific offenses with the Mustangs.

► Prior to his time at SMU, Riley spent the 2019 season as running backs coach at Appalachian State. He also spent three seasons (2016-18) at Kansas. From 2013-15, Riley was at East Carolina. He was the outside receivers coach in 2015, when Biletnikoff Award finalist Zay Jones caught 98 passes.

SETTING THE PACE

► TCU is the only school in the nation averaging at least 300 yards per game passing, 200 rushing and with at least 20 passing and 20 rushing touchdowns.

► The Horned Frogs lead the nation with 12 touchdowns of 50-plus yards.

► With 41 runs of at least 12 yards and 56 passes of 15 yards or more, TCU is fifth in the nation in percentage of offensive big plays at 17.7 (97-of-548).

EXPLOSIVENESS

► TCU is second in the nation in yards per play, third in scoring offense and fourth in total offense:

Team	Yards Per Play
Ohio State	7.8
TCU	7.6

Team	Points Per Game
Tennessee	49.4
Ohio State	48.9
TCU	44.2

Team	Yards Per Game
Tennessee	553.0
Georgia	530.1
Oregon	525.8
TCU	518.6

► All five of TCU's touchdowns at West Virginia were at least 29 yards, including three first-half scores of 51 yards or more.

OFFENSIVE IMPROVEMENT

► TCU has the nation's fourth-most improved offense in points per game this season:

Team	2021	2022	Difference
Washington	21.5	40.4	+18.9
Kansas	20.8	38.0	+17.2
Georgia Southern	20.3	36.9	+16.6
TCU	28.7	44.3	+15.6

► The Horned Frogs also have the nation's ninth-most improved offense in yards per game:

Team	2021	2022	Difference
TCU	435.8	518.6	+82.8

► TCU has scored at least 38 points in its opening eight games for the first time in program history.

► The Horned Frogs' 354 points are their most in the first eight contests of a campaign since 2015, when they totaled 391.

► TCU's 479 yards in the first half against Oklahoma were the most by a team nationally in a half against an FBS opponent this season. It was the most by the Horned Frogs in a half since at least 2011. TCU finished with 668 yards.

► The Horned Frogs had four touchdowns of at least 62 yards against Oklahoma:

Touchdown	Yards
Max Duggan TD pass to Taye Barber	73
Max Duggan TD run	67
Max Duggan TD pass to Gunnar Henderson	62
Kendre Miller TD run	69

► TCU is the only FBS program nationally with four touchdowns of that length in a game this season against an FBS opponent. It was TCU's first time to accomplish the feat since 2011 against Portland State.

AGE IS JUST A NUMBER

► Despite being listed as a redshirt freshman, Chandler Morris is older than senior Max Duggan.

► Morris was born Dec. 26, 2000, with Duggan's birthday being March 12, 2001.

► With the 2020 season providing a free year of eligibility due to COVID and only playing four games last season to preserve a redshirt, Morris has three years of eligibility remaining after this season.

► While listed as a senior, Duggan has another year of eligibility remaining with the COVID year of 2020.

AMONG THE NATION'S BEST

► Max Duggan is fourth in the nation in passing efficiency:

Name	Passing Efficiency
C.J. Stroud, Ohio State	200.2
Hendon Hooker, Tennessee	191.6
Drake Maye, North Carolina	185.5
Max Duggan, TCU	182.5

► Duggan leads all Power 5 quarterbacks with 14 touchdown passes of at least 20 yards.

► Duggan has accounted for three or more touchdowns in all seven starts this season.

TOPPING THE BIG 12

► Included below are Max Duggan's rankings in the Big 12:

Category	Ranking
Passing Efficiency (182.5)	1st
Passing TDs (22)	1st
Passing Yards (2,212)	1st
Yards Per Attempt (10.0)	1st
Completion Pct. (67.4)	2nd
	(by .0001)

FROG OFFENSIVE NOTES

CLIMBING THE CHARTS

► Duggan has a career-high 22 touchdown passes with just two interceptions in 221 attempts. His 67.4 completion percentage is second in the Big 12, .0001 behind Baylor's Blake Shapen, and on pace to break TCU's season record for completion percentage:

Name	Completion Pct.
Max Duggan, 2022	67.4 (149-of-221)
Kenny Hill, 2017	67.3 (269-of-400)
Casey Pachall, 2011	66.5 (228-of-343)

► Duggan's interception percentage of .90 is also on pace to set a new TCU record. The current mark is 1.4 (Brandon Hassell, 3 interceptions, 217 attempts, 2004).

► Duggan's completion percentage has improved each season:

Year	Completion Pct.
2019	53.4 (181-of-339)
2020	60.8 (146-of-240)
2021	63.9 (145-of-227)
2022	67.4 (149-of-221)

► Duggan is third at TCU for career passing yards:

Name	Passing Yards
1. Trevone Boykin, 2012-15	10,728
2. Andy Dalton, 2007-10	10,314
3. Max Duggan, 2019-present	8,132

► Duggan's 23 career rushing touchdowns have him second among quarterbacks and tied for eighth at TCU:

Name	Rushing TDs
7. Trevone Boykin, 2012-15	27
8. Max Duggan, 2019-present	23
Kenneth Davis, 1982-85	23
10. Andy Dalton, 2007-10	22

► Duggan's career-high 22 touchdown passes rank eighth for a season at TCU:

Name	Passing TDs
1. Trevone Boykin, 2014	33
2. Trevone Boykin, 2015	31
3. Andy Dalton, 2010	27
4. Casey Pachall, 2011	25
5. Max Knake, 1994	24
6. Kenny Hill, 2017	23
Andy Dalton, 2009	23
8. Max Duggan, 2022	22

DUGGAN DYK

► With a 73-yard touchdown pass to Taye Barber and a 67-yard scoring run just 1:18 apart against Oklahoma, Max Duggan became just the second player nationally in the last 15 years and first since Lamar Jackson in 2016 to have a touchdown pass and touchdown run of at least 60 yards in the first quarter of a game.

THE CENTURY MARK

► Kendre Miller's team-best 120 yards rushing on 12 carries, including a 51-yard touchdown, at West Virginia gave him his fifth 100-yard effort of the season, all in the last six games.

► Miller's 29 carries (153 yards) against K-State were the most by a Horned Frog since Sewo Olonilua had 32 for 194 yards versus Cal in the 2018 Cheez-It Bowl.

FINDING PAYDIRT

► Kendre Miller has a rushing touchdown in all eight games this season, the longest streak by a Horned Frog to begin a campaign since LaDainian Tomlinson scored in all 12 games in 2000.

► Dating back to last year, Miller's streak of a rushing score in nine straight games is second in TCU history:

Name	Consecutive Games With Rushing TD
LaDainian Tomlinson	15 (1999-2000)
Kendre Miller	9 (2021-22)
Andy Dalton	7 (2007-08)

► Miller has a team-best 11 touchdowns on the season.

MILLER TIME

► Kendre Miller is first nationally among active Power 5 players in career yards per carry (min. 200 attempts):

Name	Yards Per Carry
1. Kendre Miller, TCU	6.92
2. Zach Evans, Ole Miss	6.86
3. Devon Achane, Texas A&M	6.47
4. TreVeyon Henderson, Ohio State	6.45

SELECT COMPANY

► TCU is the only school nationally with active players having career averages of 6.5 yards a carry (min. 200 attempts) and 18.0 yards per reception (min. 75):

Names	Team
Kendre Miller (6.9)	TCU
Quentin Johnston (18.3)	

WR1

► After being slowed by injury earlier this season, Quentin Johnston has exploded the last four games:

	No.	Yds.	Avg.	TD	LG
First 4 Games	12	114	9.5	0	18
Last 4 Games	30	536	17.9	4	55
Season	42	650	15.5	4	55

► Johnston has a touchdown catch in each of the last four games.

► His top-two career games in receptions and receiving yards came in consecutive weeks:

Opponent	No.	Yds.	Avg.	TD	LG
Kansas	14	206	14.7	1	53
Oklahoma State	8	180	22.5	1	48

► His 14 receptions at Kansas are tied for second-most in a game by an FBS player this season, trailing only Utah's Dalton Kincaid who had 16 against USC (Oct. 15).

SPEED

► Once called "pound-for-pound the strongest guy on the team," 5-foot-10, 175-pound wide receiver Derius Davis has a 550 squat, 370 bench and 350 clean while being clocked at 4.3 in the 40.

BY THE NUMBERS

2

Receiving touchdowns of at least 70 yards by Taye Barber this season.

3.744

Running back Emari Demercado's grade-point average as he earned his M.S. in Business Analytics from TCU's prestigious Neeley Business School.

4

Different ways (receiving, rushing, punt return, kickoff return) Derius Davis has scored a touchdown at TCU.

4

Touchdowns on 12 receptions for 6-foot-7 tight end Jared Wiley, who was Quentin Johnston's quarterback at Temple High School while also serving as his team's place-kicker.

9

Consecutive games with a rushing touchdown for Kendre Miller.

17

Receptions by Savion Williams this season, more than double the combined total (7) of his first two years.

18

TCU players with a reception this season.

81

Yards on Max Duggan's touchdown run against Texas Tech in 2020, the longest by a quarterback in TCU history.

152

Career starts by TCU offensive linemen.

FROG DEFENSIVE NOTES

MEET THE NEW DC

► Joe Gillespie is in his first season as TCU's defensive coordinator, but he is no stranger to the state of Texas.

► Gillespie spent the previous seven seasons at Tulsa, including the final three as defensive coordinator. In 2020, he was named National Linebackers Coach of the Year by FootballScoop.com and was a finalist for Defensive Coordinator of the Year. Among the players Gillespie coached at Tulsa was 2020 Consensus All-America linebacker Zaven Collins, who was selected by the Arizona Cardinals as the 16th overall pick in the 2021 NFL Draft.

► Prior to his time at Tulsa, Gillespie coached high school football for 20 years in Texas, including serving as head football coach and athletics director (2008-14) at Stephenville High School. His teams went 72-23 (.758), winning a 2012 state championship, capturing three district titles while sharing one and advancing to the state playoffs seven times.

TURNAROUNDS

► TCU ranks 10th among Power 5 programs and 19th in the FBS for most improved in points per game allowed this season:

Team	2021	2022	Difference
TCU	34.9	27.3	-7.6

► TCU is ninth in the Power 5 and 21st in the FBS for largest improvement in yards per game allowed from last season:

Team	2021	2022	Difference
TCU	461.8	402.5	-59.3

NEW FACES

► TCU's starting defense features five newcomers: linebacker Johnny Hodges (Navy), cornerback Josh Newton (ULM), safety Namdi Obiazor (Iowa Western Community College), safety Mark Perry (Colorado) and true freshman nose tackle Damonic Williams.

CONSISTENCY

► Nine players on defense have started all eight games this season. TCU started the same 11 on defense in its opening five contests.

► With Millard Bradford missing the last three games due to injury, Josh Foster started at the nickel safety position against Oklahoma State with Namdi Obiazor getting the nod for his first career start in the Kansas State game. Obiazor also started at West Virginia, along with Bud Clark who made his first start of the season.

IT'S A HODGE THING

► Three of TCU's 11 defensive starters are linebackers Jamoi Hodge and Johnny Hodges as well as cornerback Tre'Vius Hodges-Tomlinson.

THE VETERAN

► Sixth-year defensive lineman Terrell Cooper tops all TCU defensive players and ranks third on the team with 34 career starts. Linebacker Dee Winters is second on the defense with 32 starts.

SECOND HALF STINGINESS

► In going back to the Oklahoma State contest, TCU has allowed just one touchdown in the second half of its last three games:

Team	2nd Half Points	1st Downs	Yards
Oklahoma State	6	8	150
Kansas State	0	4	87
West Virginia	10	11	125

► West Virginia was held to 54 yards on 20 snaps in the fourth quarter.

► The Kansas State game saw TCU hold an opponent scoreless in the second half for the first time since a 10-7 overtime win against Cal in the 2018 Cheez-It Bowl.

► The Wildcats were also held to four first downs and 87 yards of offense over the final two quarters.

► Oklahoma State had 32 yards in the fourth quarter.

► The following is a comparison of first- and second-half yards allowed by the TCU defense in the last three games:

Team	First Half	Second Half
Oklahoma State	236	150
Kansas State	303	87
West Virginia	305	135

► Below is a look at the first- and second-half point totals surrendered by TCU the past three contests:

Team	First Half	Second Half
Oklahoma State	24	6
Kansas State	28	0
West Virginia	21	10

SETTING THE PACE

► Jamoi Hodge, Mark Perry and Johnny Hodges are tied for the team lead with 47 tackles.

► Hodge had a career-best and team-high 13 tackles, including two for loss and a sack, to go with a pass breakup at West Virginia.

► Hodge's 13 stops were the most by a Horned Frog since current Houston Texan Garret Wallow had 13 against Louisiana Tech in the 2020 regular-season finale.

► Perry's stops include 2.5 for loss. He had a season-high nine tackles at SMU, two shy of his career-best 11 for Colorado against USC last season.

► Hodges has 4.0 tackles for loss and 1.5 sacks. He had a team-best 10 tackles against Oklahoma State, tying his TCU career-high that he set versus Oklahoma. His personal-best is 14 stops for Navy last season versus Sonny Dykes and SMU.

BEHIND THE LINE OF SCRIMMAGE

► Dee Winters tops TCU with 7.0 tackles for loss, 4.5 sacks, six quarterback hurries and 600 total snaps played. He is fourth in tackles with 39.

TCU ACTIVE LEADERS

CAREER TACKLES

1. Dee Winters	206
2. Millard Bradford	136
3. Jamoi Hodge	107
4. Tre'Vius Hodges-Tomlinson	105
5. Terrell Cooper	91
6. Josh Foster	83
7. Dylan Horton	79
8. Wyatt Harris	60
9. Johnny Hodges	47*
Mark Perry	47^

*110 including Navy; ^138 including Colorado

CAREER TACKLES FOR LOSS

1. Dee Winters	26.0
2. Dylan Horton	14.0
3. Millard Bradford	13.0
4. Terrell Cooper	12.0
5. Jamoi Hodge	8.0
6. George Ellis	4.0
Johnny Hodges	4.0
8. Damonic Williams	3.5
9. Tre'Vius Hodges-Tomlinson	3.0
10. Tymon Mitchell	2.5
Mark Perry	2.5

CAREER SACKS

1. Dee Winters	9.5
2. Dylan Horton	7.5
3. Terrell Cooper	3.5
Jamoi Hodge	3.5
5. Tymon Mitchell	2.0
6. Johnny Hodges	1.5
Damonic Williams	1.5
8. Millard Bradford	1.0
Wyatt Harris	1.0
Kee'yon Stewart	1.0

CAREER INTERCEPTIONS

1. Bud Clark	3
Tre'Vius Hodges-Tomlinson	3
3. Wyatt Harris	2
Josh Newton	2
Dee Winters	2
6. Shadrach Banks	1
Millard Bradford	1
Abe Camara	1
Josh Foster	1
Jamoi Hodge	1
Deshawn McCuin	1
Jaionte McMillan	1
Kee'yon Stewart	1

DOUBLE DIGITS

► TCU's leaders in games with at least 10 tackles:

Name	Games
Dee Winters	3
Millard Bradford	2
Johnny Hodges	2
Jamoi Hodge	1

FROG DEFENSIVE NOTES

DEFENSIVE LEADERS

- TCU's game-by-game leader in tackles this season:

Opponent	Name	Tackles
Colorado	Jamoi Hodge	5
	Namdi Obiazor	5
	Dee Winters	5
Tarleton	Jamoi Hodge	5
SMU	Mark Perry	9
Oklahoma	Johnny Hodges	10
Kansas	Mark Perry	8
Oklahoma State	Johnny Hodges	10
Kansas State	Namdi Obiazor	7
	Mark Perry	7
West Virginia	Jamoi Hodge	13

- Five different Horned Frogs have either led or tied for the lead in tackles this season.

PICK ARTISTS

- The first three interceptions of Bud Clark's career have come in each of the last three games.
- Clark's streak of a pick in three consecutive games is the longest by a Horned Frog since Chris Hackett had an interception in four straight in 2014.
- Tre'Vius Hodges-Tomlinson had his first interception of the season against Kansas State. His three career picks tie Clark for the most among active Horned Frogs.

- Including Mark Perry's three interceptions at Colorado and Johnny Hodges having one at Navy, 15 Horned Frogs have at least one career pick.

SACK MAN

- Dylan Horton had two sacks at West Virginia, tying his career high set against Texas last season.
- A former high school safety, Horton led TCU last season with 9.0 tackles for loss while tying for the team lead with 4.0 sacks.
- At 6-foot-4 and 275 pounds, Horton has a 38-inch vertical jump with a 10-0 broad jump. He has 4.55 speed in the 40 and has power cleaned 400 pounds and squatted 700.

HAPPY BIRTHDAY

- True freshman starting nose tackle Damon Williams turned 18 years old on Sept. 4.
- Williams made his TCU and collegiate debut in the season opener at Colorado when he was 17.
- Williams had his first career sack in Boulder. He also combined with Jamoi Hodge on a stop for no gain on a 4th-and-1 at the TCU 15 to thwart a Colorado scoring threat on the game's opening series.
- Williams had his first career forced fumble to go with 1.5 tackles for loss against Kansas State.

NAME CHANGE

- After going by his nickname Nook his first three seasons at TCU, safety Millard Bradford is now known by his given first name.

MORE THAN A NEPHEW

- Tre'Vius Hodges-Tomlinson is a semifinalist for the Paycom Jim Thorpe Award, presented to the nation's top defensive back.
- The nephew of Pro Football Hall of Famer and TCU Board of Trustees member LaDainian Tomlinson, Hodges-Tomlinson has 29 tackles, including one for loss, with an interception, three pass breakups and a forced fumble.
- The forced fumble came on a corner blitz of West Virginia quarterback JT Daniels and led to a TCU touchdown. It was the third forced fumble of Hodges-Tomlinson's career.
- Hodges-Tomlinson is a two time First-Team All-Big 12 selection and 2020 All-American.
- He returned an interception 29 yards for a touchdown in last year's 52-31 win at Texas Tech, helping him earn Big 12 Defensive Player of the Week honors.

NEWTON ISLAND

- Cornerback Josh Newton against Oklahoma State:
- | | |
|-----------------------|---|
| Targets: | 8 |
| Receptions Allowed: | 2 |
| Forced Incompletions: | 3 |

- Newton also had four tackles in the game.
- TCU Head Coach Sonny Dykes called Newton, "the least entitled player I've ever coached."

STARTING FAST

- Josh Newton is second on TCU with two interceptions.
- Newton had a tackle for loss at Colorado on the season's opening snap. He then had his first TCU interception and the Horned Frogs' first pick of 2022 on the second series of the Tarleton game.
- Newton's other pick came in the fourth quarter at SMU, thwarting a Mustang comeback attempt.

THE VERSATILE ONE

- In the 38-31 win at Kansas, Shadrach Banks became the only linebacker in the nation to recover a fumble at the 1-yard line and return kickoffs later in the game.
- The 250-pound Banks had two kickoff returns for 62 yards with a long of 37.
- Banks had the game-saving interception with 1:03 to play in last season's 30-28 win over Baylor.

MR. TURNOVER

- Abe Camara, who has made his first seven career starts this season, took part in a first quarter takeaway twice this season. In both instances, it led to a TCU touchdown.
- He forced a fumble against Oklahoma on the game's opening series and had an interception at SMU.

MAKING AN IMPRESSION

- Linebacker Johnny Hodges played the previous two seasons at Navy and had two of his better games versus current TCU Head Coach Sonny Dykes and Defensive Coordinator Joe Gillespie.
- Against SMU and then Mustang head coach Dykes, Hodges totaled a career-high 14 tackles, including one for loss, with an interception and pass breakup.
- Versus Tulsa and then Hurricane defensive coordinator Gillespie, Hodges posted seven stops with two for loss, a sack and forced fumble.
- Hodges placed fourth on the Midshipmen with 50 tackles last season, despite playing just nine games.

THE FORMER BUFF

- TCU safety Mark Perry spent the first three seasons of his collegiate career at Colorado.
- Perry played in all 12 games last season and had a team-best three interceptions while placing third on the Buffaloes with 72 tackles. All three of his picks came in the final seven games. He tied for third on the team with four pass breakups.
- A Rancho Cucamonga, Calif., native, Perry totaled a career-high 11 tackles to go with a fumble recovery on just 55 snaps against USC.

SHUTTING DOWN THE COWBOYS

- TCU held Oklahoma State to just two first downs and 32 yards of offense in the fourth quarter, when it rallied from a 30-16 deficit to force overtime.
- The Cowboys were held to a pair of field goals in the second half and only one touchdown over the final two quarters and two overtimes.

- Oklahoma State had 386 yards of offense after entering the game averaging 469.4.

STIFLING THE SOONERS

- TCU held Oklahoma to just 355 yards of offense, 4.4 per play on 81 snaps and a 6-of-18 conversion rate on third downs.

HALTING THE BUFFS

- Colorado was held to 273 yards of offense and no touchdowns before a late 75-yard scoring drive against TCU reserves with 1:13 left in the game.
- The 348 yards allowed were the fewest TCU surrendered to a Power 5 opponent since Kansas was held to 268 on Nov. 28, 2020.
- Three of Colorado's opening four possessions saw it drive inside the TCU 20, but the Buffs were held to a pair of field goals.
- On the game's opening drive, TCU's 17-year-old true freshman nose tackle Damon Williams combined with Jamoi Hodge on a stop for no gain when Colorado went for it with a rush on 4th-and-1 at the TCU 15.

FROG SPECIAL TEAMS NOTES

DAVIS FOR 6

► With his 60-yard punt return for a touchdown at Colorado, Derius Davis tied KaVontae Turpin's TCU career record of four punt returns for scores:

Name	Punt Return TDs
Derius Davis, 2018-present	4
KaVontae Turpin, 2015-18	4
Linzy Cole, 1968-69	3
Blanard Spearman, 1930-32	3

► The four punt returns for touchdowns by Davis are on just 37 career attempts.

► Davis is second in the Big 12 and 10th nationally this season with his average of 12.2 yards on 11 punt returns. He has a 23.9 average on 10 kickoff returns, including a long of 57 yards at SMU.

► Combined with a 100-yard kickoff return for a touchdown against West Virginia last season, Davis has five career special teams scores. He trails Turpin by one for the top spot in TCU history:

Name	Special Teams TDs
KaVontae Turpin, 2015-18 (4 punt returns, two kickoff returns)	6
Derius Davis, 2018-present (4 punt returns, one kickoff return)	5

► Davis' 100-yard return of the opening kickoff versus West Virginia in 2021 was TCU's first kickoff return for a touchdown since Turpin went 99 yards against Oklahoma in 2018.

► It was the first time TCU returned the game's opening kickoff for a touchdown since at least 1996.

► The 100-yard kickoff return by Davis tied for second-longest in TCU history (105 yards, Charles Casper versus Texas, 1933). It was the Horned Frogs' longest since B.J. Catalon went 100 yards against LSU in 2013.

► Davis averaged 10.2 yards on nine punt returns last season. He would have been second in the Big 12 and 13th in the FBS if he had enough attempts (1.2 per game) to qualify for listing.

► Davis led the Big 12 and ranked fifth nationally in 2020 with a 14.5-yard average on punt returns.

A PUNT RETURN TRADITION

► The following are the six Horned Frogs with punt returns for touchdowns since 2012:

Name	Season
Deante' Gray, vs. Grambling State	2012
Cameron Echols-Luper, at Kansas	2014
KaVontae Turpin, vs. Kansas	2015
KaVontae Turpin, vs. South Dakota State	2016
KaVontae Turpin, vs. Kansas	2017
Desmon White, vs. Stanford	2017
Derius Davis, vs. Southern	2018
KaVontae Turpin, at SMU	2018
Jalen Reagor, vs. Kansas	2019
Jalen Reagor, vs. West Virginia	2019
Derius Davis, at Baylor	2020
Derius Davis, at Kansas	2020
Derius Davis, at Colorado	2022

► The returns by White, Davis and Turpin (2017-18) make TCU the only FBS school in the nation since 1996 with a punt return for a touchdown by three different players in three consecutive games.

BACK DEEP

► Linebacker Shadrach Banks, a wide receiver in high school, returned two kickoffs for 62 yards with a long of 37 at Kansas.

FROM DOWN UNDER

► Jordy Sandy, from Traralgon, Australia, is in his fourth season as TCU's punter. He is 29 years old.

► Before arriving at TCU, he worked with scaffolding and paper mill companies in Australia.

► Sandy has a 39.6 average this season with eight of his 28 punts landing inside the 20, including four inside the 10. He has just three touchbacks.

► TCU has not allowed a punt return this season.

► Sandy increased his season average each year heading into 2022:

Year	Att.	Avg.	I20	I10	TB	LG	50+
2019	61	38.4	25	12	5	55	9
2020	57	41.0	24	10	3	55	8
2021	43	43.3	13	6	3	64	8

► Sandy had a season long 59-yard punt at Kansas.

► Sandy's 43.3 average in 2021 ranked fifth for a season in TCU history and was the program's best since Ethan Perry's 44.5 mark in 2012:

Name	Average
Chris Becker, 1986	46.1
Ethan Perry, 2012	44.5
James Gargus, 1981	44.2
Chris Becker, 1987	44.0
Jordy Sandy, 2021	43.3
Sam Baugh, 1935	43.0*

*Led the nation

► Sandy had a career long 64-yard punt versus Cal last season, the longest by a Horned Frog since Perry's 67-yard boot against Minnesota in 2014. He added a 62-yard punt versus Texas that was downed at the 1-yard line.

► Sandy was rated by 247Sports as the No. 5 punter in the Class of 2019. He was ranked No. 1 in Australia.

AGE IS JUST A NUMBER

► Jordy Sandy is the nation's fourth-oldest player:

Name	Age (Birthdate)
Tom Hutton, P, Oklahoma State	32 (3/3/90)
Luke Larsen, P, East Carolina	30 (7/18/92)
Hugh Robertson, P, Illinois	29 (1/16/93)
Jordy Sandy, P, TCU	29 (5/27/93)
Lou Hedley, P, Miami (Fla.)	29 (6/26/93)

SPLITTING UPRIGHTS

► Griffin Kell is 8-of-8 on field goals this season with seven of those makes coming in the last four games. He had 30- and 46-yard efforts at West Virginia.

► Kell is 37-of-47 in his career.

► Kell's streak of 77 consecutive PATs made was snapped on his second attempt against Oklahoma. It ranked fourth all-time at TCU:

Name	Consecutive PATs Made
Jaden Oberkrom, 2014-15	102
Jaden Oberkrom, 2012-14	100
Michael Reeder, 1994-97	79
Griffin Kell, 2020-present	77

► Kell is 116-of-118 on PATs in his career.

► Kell's 25-yard field goal with 6 seconds to play gave TCU a 31-28 win over Kansas last season.

► Kell made his first three field-goal attempts (30, 46, 24 yards) in the 30-28 win over Baylor, giving him 11 straight makes and tying Nick Browne (2002) for the eighth-longest streak in TCU history.

► Kell was 4-of-4 on field goals in the 2020 win at Texas, making kicks from 27, 32, 49 and 28 yards. His four field goals and three PATs gave him 15 kick scoring points, tying for ninth-most in a game in TCU history.

► Kell was 3-of-4 on field goals in 2019 with his only miss from 57. His 52-yard field goal against Texas was the longest make by a Horned Frog since Jaden Oberkrom's 57-yard kick against West Virginia in 2015.

► Kell, from nearby Arlington, was trained by Oberkrom, a 2015 All-American and the Big 12's career leader in field goals made with 79 (2012-15).

NEW LEG

► True freshman Luke Laminack has handled kickoff duties for TCU this season. He also served as the place-kicker in the Tarleton game, making a 36-yard field goal and going 6-of-7 on PATs.

TACKLE TALLIES

► Included below are the Horned Frogs' 2022 special teams tackles:

Name	Tackles
Shadrach Banks	2 (2 U)
Trent Battle	2 (1 U, 1 A)
Chace Biddle	2 (2 U)
Chase Curtis	2 (1 U, 1 A)
Josh Foster	2 (1 U, 1 A)
Zach Marcheselli	2 (2 U)
Deshawn McQuin	2 (2 U)
Jaionte McMillan	2 (2 U)
Josh Newton	2 (2 U)
Namdi Obiazor	2 (1 U, 1 A)
D'Arco Perkins-McAllister	2 (2 U)
Chase Jackson	1 (1 U)
Luke Laminack	1 (1 A)
Blake Nowell	1 (1 U)

► Foster either led or tied for the top spot in special teams tackles in each of the last three seasons.

NOTING THE HORNEFROGS

Alan Ali, OL

- ▶ Played at SMU last season for Sonny Dykes
- ▶ First name is pronounced “Uh-lawn” as he’s Kurdish; His dad was born in Kurdistan, Iraq, and came to the United States in the 1990s to attend the University of San Diego

Steve Avila and Brandon Coleman, OL

- ▶ They co-host a podcast called, “My Turn: Voices of Student-Athletes!”
- ▶ Podcast is available on Spotify, Apple podcast, YouTube (Frogs Today channel) with a live stream on Wednesdays at 9 p.m. CT on myturnvoa on Instagram and Frogs Today on Twitter

Trent Battle, RB

- ▶ Dad, Allen Battle, played two seasons of major league baseball (St. Louis Cardinals, 1995; Oakland Athletics, 1996)

Taye Barber, WR

- ▶ Named after actor Taye Diggs

Millard Bradford, WR

- ▶ Changed his preferred name back to his given first name of Millard, after going by the nickname of Nook his first three years at TCU

Brandon Coleman, OL

- ▶ Lived in Germany until he was 16 years old
- ▶ Fluent in German
- ▶ Recently started learning Japanese

Blair Conwright, WR

- ▶ Changed his jersey number from 22 to 0 to represent how many drops he hopes to have this season

Noah Daniels, CB

- ▶ Has two pet snakes and two dogs

Derius Davis, WR

- ▶ Offered a track scholarship to LSU

Emari Demercado, RB

- ▶ Inglewood, Calif., native whose family home is walking distance from SoFi Stadium
- ▶ Already has his master’s degree after recording a 3.744 grade-point average in earning an M.S. in business analytics

Dominic DiNunzio, TE

- ▶ Attends TCU on an ROTC scholarship
- ▶ Never played football until arriving at TCU
- ▶ Was playing rugby on campus when he was convinced by former TCU football players to walk on to the football team
- ▶ Started four games last season

Max Duggan, QB

- ▶ His mom, Deb Duggan, was not familiar with the 1983 movie Max Dugan Returns but had to watch it after Max was born

Wes Harris, OL, and Wyatt Harris, LB

- ▶ Brothers

Garrett Hayes, OL

- ▶ Has his private pilot’s license which allows him to fly single engine planes
- ▶ Frequently flies over TCU and downtown Fort Worth

Gunnar Henderson, WR

- ▶ Arrived at TCU as a walk-on before being placed on scholarship
- ▶ No relation to top Baltimore Orioles’ prospect Gunnar Henderson
- ▶ Football communications intern this fall; Has prepared media credentials for home games this season

Johnny Hodges, LB

- ▶ Went to Navy to play lacrosse, before later joining the football program

Tre’Vius Hodges-Tomlinson, CB

- ▶ Nephew of Pro Football Hall of Famer and TCU Board of Trustees member LaDainian Tomlinson

Quentin Johnston, WR

- ▶ An accomplished graphic designer in his spare time
- ▶ His mom, Sherry, and dad, Carl, are Army veterans. Sherry served during Operation Desert Storm/Desert Shield and Carl was in Kuwait in 1995.

Brent Matiscik, TE

- ▶ Long snapper who enjoys repairing boats

Chandler Morris, QB

- ▶ Son of former SMU and Arkansas Head Coach Chad Morris, currently a senior offensive analyst at USF
- ▶ Changed his jersey number to 2 this season; A fan of former TCU quarterback Trevone Boykin who wore No. 2 during his playing days

Luke Pardee, QB

- ▶ Grandson of football legend Jack Pardee

Jordy Sandy, P

- ▶ Donating \$20 to the Hope Center for Autism in Fort Worth for each of his punts that go inside the 20-yard line this season
- ▶ Donations are in honor of his 9-year-old cousin, Adelaide, who has autism and lives in Australia

Joe Staubach, WR

- ▶ Grandson of football legend Roger Staubach

Carter Ware, TE

- ▶ Lived in Singapore for eight years

Jared Wiley, TE

- ▶ Quentin Johnston’s quarterback at Temple High School
- ▶ Also served as Temple’s place-kicker and had a game-winning field goal in a playoff game

Damonic Williams, DL

- ▶ Turned 18 years old on Sept. 4
- ▶ Made his TCU debut on Sept. 2 at Colorado as a 17-year-old starting nose tackle

Dee Winters, LB

- ▶ Became interested in the Horned Frogs in middle school when a teammate gave him a pair of purple TCU gloves
- ▶ His graduating class at Burton High School had 27 people

FROG TIDBITS

BY THE NUMBERS

2

TCU coaches who lettered in baseball in college
(Head Coach Sonny Dykes, Texas Tech;
Safeties Coach Paul Gonzales, UC Davis).

3

NFL teams (Dallas Cowboys, Pittsburgh Steelers,
New Orleans Saints) in the last 12 years to utilize
TCU as a practice site.

5

National awards won by Horned Frogs
the last 13 seasons
(Jerry Hughes, 2009 Ted Hendricks Award and 2009
Lott IMPACT Trophy; Jake Kirkpatrick, 2010 Rimington
Trophy; Trevone Boykin, 2014 Earl Campbell Tyler Rose
Award; Tre'von Moehrig, 2020 Jim Thorpe Award).

8

TCU uniform combinations worn in its eight games
this season.

25

Former TCU players active in the NFL.

\$160

Monetary donation so far this season made by Jordy
Sandy to Fort Worth's Hope Center for Autism as he
contributes \$20 for each punt inside the 20-yard line.

375

Consecutive games TCU has scored,
the second-longest streak in college football history.

\$400,000,000+

Donor-funded athletics facilities upgrades since
TCU began Big 12 play in 2012.

THE TURNOVER STORY

► TCU is a plus-6 in turnover margin this season and
has been either ahead or even in each game:

Opponent	Turnover Margin
Colorado	E
Tarleton	+1
SMU	+2
Oklahoma	+1
Kansas	E
Oklahoma State	E
Kansas State	+2
West Virginia	E

► TCU has just six turnovers. The lone turnover in the
opening four games was a fumble at the goal line with
a 59-17 lead and 8:11 left against Tarleton.

► The Horned Frogs were at minus-2 last year.

► Over the last 18 seasons, TCU is 131-23 when ahead
(89-11) or even (42-12) in turnover margin and 28-41
when on the negative side.

► TCU is 52-6 in its last 58 games with at least three
takeaways.

BALL CONTROL

► Included below is the Horned Frogs' TOP in each
game this season:

Opponent	Time of Possession
Colorado	26:42
Tarleton	34:42
SMU	31:18
Oklahoma	32:49
Kansas	26:01
Oklahoma State	33:05
Kansas State	38:05
West Virginia	23:44

► TCU has led in time of possession in five of eight
games with a season-best 38:05 against K-State.

FINDING THE SCOREBOARD

► TCU ranks second in NCAA history for consecutive
games scoring:

No.	Team	Games (Last Shutout)
1.	Florida	431 (Oct. 29, 1988 vs. Auburn, 16-0)
2.	TCU	375 (Nov. 16, 1991 at Texas, 32-0)

► TCU moved past Michigan (365, 1984-2014) into
second place in NCAA history with its 31-28 win over
Kansas last season.

WHAT ARE THEY WEARING

► TCU's game-by-game uniform look:

Game	Helmet	Jersey	Pants
Colorado	Purple	White	Purple
Tarleton	White	Purple	White
SMU	White	White	White
Oklahoma	Black	Black	Purple
Kansas	Black	White	Black
Oklahoma St.	Fierce Purple	Anthracite	Anthracite
Kansas State	Black	Black	Black
West Virginia	Purple	White	White

O CAPTAIN, MY CAPTAIN

► TCU's season captains are offensive lineman Steve
Avila, defensive lineman Dylan Horton, wide receiver
Quentin Johnston and linebacker Dee Winters.

THE TEAM

► The following is the breakdown by class of the
130-player 2022 TCU football team:

Class	Number of Players
True Freshmen	25
Redshirt Freshmen	26
Sophomores	17
Juniors	32
Seniors	30

► Eighty of TCU's 130 players are from Texas with 22
states and four countries (United States, Australia,
Canada, Germany) represented.

► Included below is a class listing of the 98 players
who have seen action for TCU this season:

Class	2022
True Freshmen	11
Redshirt Freshmen	15
Sophomores	15
Juniors	28
Seniors	29

NON-OFFENSIVE TOUCHDOWNS

► Since 2010, TCU has 56 non-offensive touchdowns
from 23 interception returns, 14 punt returns, 10
fumble returns and nine kickoff returns.

► TCU has one non-offensive touchdowns this
season:

Name	TD
Derius Davis, at Colorado	PR

THE GRADUATES

► Included below are TCU's 18 players who have
already earned their college degree.

Alan Ali, OL (SMU)
Steve Avila, OL
Taye Barber, WR
Brandon Coleman, OL
Terrell Cooper, DL
Noah Daniels, CB
Derius Davis, WR
Emari Demercado, RB (also has his master's)
George Ellis, DL
Wes Harris, OL
Dylan Horton, DL
John Lanz, OL
Soni Misi, DL
Josh Newton, CB (ULM)
Curtis Raymond, WR (Cornell)
Lwal Uguak, DL (UConn)
Carter Ware, TE
Jared Wiley, TE (Texas)

CHECKING THE LEDGER

► TCU is 675-564-57 (.543) in its football history
which began in 1896.

FROG TIDBITS

HOME SWEET HOME

► The donor-funded \$113 million Legends Club & Suites on the east side of Amon G. Carter Stadium opened in 2020. The world-class venue has two levels of premium seating and includes 48 loge boxes with two private clubs, over 1,000 club seats and 22 luxury suites.

► The \$164 million rebuild of Amon G. Carter Stadium, completed in 2012, was funded entirely by donor support and included a seating capacity of 45,000.

► The six Founders Club suites, located at midfield on the concourse level, were sold at \$15 million each to provide lead gifts totaling \$90 million.

► There are 25 suites, all sold, on the west side.

► Yahoo! Sports ranked Amon G. Carter Stadium as the best stadium in the Big 12.

HORNED FROGS FEVER

► TCU's streak of three consecutive sellouts is its longest since seven straight over the 2014-15 seasons.

► The Oct. 15 home game against Oklahoma State drew a crowd of 49,594. It was the largest attendance since the rebuilt Amon G. Carter Stadium opened in 2012 and second-highest in program history, behind the 50,307 for the 2009 home contest versus Utah. It was the second straight game TCU set an attendance record in the new Amon G. Carter Stadium. The Horned Frogs had 49,094 for their 55-24 win over Oklahoma on Oct. 1.

► The top-four student attendance numbers in TCU football history have come in this season's opening

four home games. The record-setting totals each game reached a new high of 6,512 (53.1 percent of total enrollment) for the Kansas State game.

► Nine of the top 10 home crowds in TCU history have come since TCU began Big 12 play in 2012.

► TCU sold out of football season tickets four times in the last 11 campaigns. TCU set a school record for season ticket sales in five of the past 12 seasons.

THE NON-CONFERENCE SLATE

► Since beginning Big 12 play in 2012, TCU is in the midst of a stretch of nonconference Power Five opponents that began with Virginia (2012), LSU (2013), Minnesota (2014-15), Arkansas (2016-17), Ohio State (2018) and Cal (2020-21) and continues with Purdue (2019, 2030), Colorado (2022-23), Stanford (2024, 2027), North Carolina (2025-26) and Duke (2028-29).

BONUS FOOTBALL

► TCU is 10-9 since the NCAA adopted overtime play in 1996. Its most recent overtime contest was a 43-40 double OT win over No. 8 Oklahoma State on Oct. 15.

SELECT COMPANY

► TCU is one of just 21 schools to have won multiple national championships (1935, 1938) and produce a Heisman Trophy winner (Davey O'Brien, 1938).

► The other schools are Alabama, Army, Auburn, Florida, Florida State, Georgia, LSU, Miami (Fla.), Michigan, Minnesota, Nebraska, Notre Dame, Ohio State, Oklahoma, Penn State, Pittsburgh, SMU, Texas, Texas A&M and USC.

A TRIO OF EXCELLENCE

► TCU is one of just nine schools nationally with a Heisman Trophy winner (Davey O'Brien, 1938), NFL Most Valuable Player (LaDainian Tomlinson, 2006) and Super Bowl MVP (Larry Brown, Dallas Cowboys, Super Bowl XXX).

► The others are Alabama, BYU, Florida, Georgia, Michigan, Notre Dame, Syracuse and USC.

COLLEGE GAMEDAY

► TCU is 7-1 when ESPN's College GameDay has been present for its game and 6-0 when it has been played on a campus:

Year	Opponent	Result
2009	at No. 16 BYU	W, 38-7
2009	No. 16 Utah	W, 55-28
2010	at No. 5 Utah	W, 47-7
2011	vs. No. 5 Wisconsin*	W, 21-19
2014	at No. 20 West Virginia	W, 31-30
2017	No. 23 West Virginia	W, 31-24
2018	vs. No. 4 Ohio State^	L, 28-40
2022	at No. 19 Kansas	W, 38-31

*Rose Bowl

^Arlington, Texas

HISTORY MAKING

► On Dec. 5, 2010, TCU became the only team in college football history to receive an invitation to the Rose Bowl and implode its stadium on the same day.

2022 GAME-BY-GAME STARTERS

TCU OFFENSE

Pos.	CU	TAR	SMU	OU	KU	OSU	KSU	WVU	TTU	UT	BU	ISU
XWR	Johnston	Johnston	Johnston	Johnston	Johnston	Johnston	Johnston	Johnston				
YWR	Spivey	Spivey	Spivey	Davis	DiNunzio (TE)	Davis	Davis	Davis				
LT	Coleman	Coleman	Coleman	Coleman	Coleman	Coleman	Coleman	Coleman				
LG	Avila	Avila	Avila	Avila	Avila	Avila	Avila	Avila				
C	Ali	Ali	Ali	Ali	Ali	Ali	Ali	Ali				
RG	Harris	Harris	Harris	Harris	Harris	Harris	Harris	Harris				
RT	Coker	Coker	Coker	Coker	Coker	Coker	Coker	Coker				
HWR	Barber	Barber	Barber	Barber	Wiley (TE)	Barber	Barber	Barber				
ZWR	Williams	Williams	Williams	Williams	Williams	Williams	Williams	Williams				
QB	Morris	Duggan	Duggan	Duggan	Duggan	Duggan	Duggan	Duggan				
RB	Miller	Miller	Miller	Miller	Miller	Miller	Miller	Miller				

TCU DEFENSE

Pos.	CU	TSU	SMU	OU	KU	OSU	KSU	WVU	TTU	UT	BU	ISU
DE	Horton	Horton	Horton	Horton	Horton	Horton	Horton	Horton				
NT	Williams	Williams	Williams	Williams	Williams	Williams	Williams	Williams				
DE	Cooper	Cooper	Cooper	Cooper	Cooper	Cooper	Cooper	Cooper				
SLB	Winters	Winters	Winters	Winters	Winters	Winters	Winters	Winters				
MLB	Hodge	Hodge	Hodge	Hodge	Hodge	Hodge	Hodge	Hodge				
WLB	Hodges	Hodges	Hodges	Hodges	Hodges	Hodges	Hodges	Hodges				
CB	Newton	Newton	Newton	Newton	Newton	Newton	Newton	Newton				
FS	Camara	Camara	Camara	Camara	Camara	Camara	Camara	Clark				
N	Bradford	Bradford	Bradford	Bradford	Bradford	Foster	Obiazor	Obiazor				
SS	Perry	Perry	Perry	Perry	Perry	Perry	Perry	Perry				
CB	H-Tomlinson	H-Tomlinson	H-Tomlinson	H-Tomlinson	H-Tomlinson	H-Tomlinson	H-Tomlinson	H-Tomlinson				

HEAD COACH SONNY DYKES (@CoachSonnyDykes)

HORNED FROGS UNDER DYKES

Situation	Record
Score First	5-0
When Opp. Scores First	3-0
Lead at the Half	6-0
Trail at the Half	2-0
Tied at the Half	0-0
Lead After 3 Quarters	7-0
Trail After 3 Quarters	1-0
Tied After 3 Quarters	0-0
Games Decided in OT	1-0
300+ Yards of Offense	8-0
400+ Yards of Offense	8-0
500+ Yards of Offense	3-0
100+ Rushing Yards	8-0
200+ Rushing Yards	4-0
200+ Passing Yards	7-0
300+ Passing Yards	4-0
Win Time of Possession	5-0
Opp. Under 100 Rush Yds.	1-0
Opp. At or Under 200 Total Yards	0-0
Opp. At or Under 300 Total Yards	1-0
Opp. At or Under 400 Total Yards	5-0
Allow 400+ Total Yards	3-0
Allow 500+ Total Yards	1-0

TCU CAREER RECORD BREAKDOWN

vs. Conference Opponents	5-0
vs. Nonconference Opponents	3-0
vs. Ranked Opponents	4-0
Home Games	4-0
Road Games	4-0
Neutral Site Games	0-0
August	0-0
September	3-0
October	5-0
November	0-0
December	0-0
January	0-0

HEAD COACHING RECORD

Year	School	Won	Lost	Pct.	Bowl
2010	LA Tech	5	7	.417	
2011	LA Tech	8	5	.615	Poinsettia
2012	LA Tech	9	3	.750	
2013	Cal	1	11	.083	
2014	Cal	5	7	.417	
2015	Cal	8	5	.615	Armed Forces
2016	Cal	5	7	.417	
2017	SMU	0	1	.000	Frisco
2018	SMU	5	7	.417	
2019	SMU	10	3	.769	Boca Raton
2020	SMU	7	3	.700	
2021	SMU	8	4	.667	Fenway
2022	TCU	8	0	1.000	
Totals		79	63	.556	(13 Years)

RANKED WINS AS A HEAD COACH

Date	Opponent	Score
California		
9/17/16	No. 11 Texas	50-43
10/1/16	No. 18 Utah	28-23
SMU		
11/3/18	No. 17 Houston	45-31
9/21/19	at No. 25 TCU	41-38
10/3/20	No. 25 Memphis	30-27
TCU		
10/1/22	No. 18 Oklahoma	55-24
10/8/22	at No. 19 Kansas	38-31
10/15/22	No. 8 Oklahoma State	43-40 (2OT)
10/22/22	No. 17 Kansas State	38-28

VS. ALL OPPONENTS

Abilene Christian	1-0
Air Force	1-0
Arizona	0-2
Arizona State	1-1
Arkansas State	1-0
Baylor	0-0
Boise State	0-1
BYU	0-1
Central Arkansas	1-0
Cincinnati	0-3
Colorado	2-1
Connecticut	1-0
East Carolina	1-1
Florida Atlantic	0-1
Fresno State	1-1
Grambling State	2-0
Hawaii	1-2
Houston	3-2
Houston Baptist	1-0
Idaho	3-0
Illinois	1-0
Iowa State	0-0
Kansas	1-0
Kansas State	1-0
Louisiana Tech	1-1
Memphis	1-3
Michigan	0-1
Mississippi State	0-1
Navy	3-2
Nevada	1-1
New Mexico State	3-0
North Texas	3-1
Northwestern	1-1
Ohio State	0-1
Oklahoma	1-0
Oklahoma State	1-0
Ole Miss	1-0
Oregon	1-3
Oregon State	2-2
Portland State	1-0
Rice	1-0
Sacramento State	1-0
San Diego State	1-1
San Jose State	2-1
SMU	1-0
South Florida	2-0
Southern Miss	0-2
Stanford	0-4
Stephen F. Austin	1-0
Tarleton	1-0
TCU	2-2
Temple	2-0
Texas	2-0
Texas A&M	0-2
Texas State	3-0
Texas Tech	0-0
Tulane	4-0
Tulsa	1-3
UCF	1-1
UCLA	1-3
UNLV	1-0
USC	0-4
Utah	1-1
Utah State	2-1
UTSA	1-0
Virginia	1-0
Washington	1-3
Washington State	2-2
West Virginia	1-0
Total	79-63

2022 TCU NUMERICAL ROSTER

No.	Name	Pos.	Ht.	Wt.	Cl.-Exp.	Hometown (High School)/Last	No.	Name	Pos.	Ht.	Wt.	Cl.-Exp.	Hometown (High School)/Last
0	Blair Conwright	WR	6-0	190	JR-2L	Lubbock, Texas (Coronado)	42	Brent Maticcik	TE	6-2	235	JR-2L	McKinney, Texas (McKinney Boyd)
0	Landyn Watson	DL	6-3	255	FR-RS	Round Rock, Texas (Hutto)	43	Blake Baldwin	LB	6-0	225	FR-RS	Clovis, Calif. (Clovis East)
1	Tre'Vius Hodges-Tomlinson	CB	5-9	180	SR-3L	Waco, Texas (Midway)	43	Joe Staubach	WR	6-1	185	FR-HS	Dallas, Texas (Jesuit Dallas)
1	Quentin Johnston	WR	6-4	215	JR-2L	Temple, Texas (Temple)	44	Colt Ellison	DL	6-4	260	SR-3L	Aledo, Texas (Aledo)
2	Chandler Morris	QB	6-0	195	FR-RS	Highland Park, Texas (Highland Park)/ Oklahoma	44	Ben Reppenhagen	TE	6-3	247	SO-SQ	Edina, Minn. (Saint Thomas Academy)
2	Kee'yon Stewart	CB	6-0	185	JR-2L	Houston, Texas (North Shore)	46	Daveion Crawford	S	5-11	204	JR-SQ	La Porte, Texas (La Porte)/ Ellsworth Community College
3	Emari Demercado	RB	5-11	210	SR-3L	Inglewood, Calif. (Downey)/ Saddleback College	46	Hunter Krepp	WR	6-1	170	FR-HS	Dallas, Texas (Jesuit Dallas)
3	Mark Perry	S	6-0	215	JR-TR	Rancho Cucamonga, Calif. (Rancho Cucamonga)/Colorado	47	Jake Boozer	LB	6-2	232	FR-RS	Waco, Texas (Bishop Reicher)
4	Taye Barber	WR	5-10	190	SR-4L	Cypress, Texas (Cypress Springs)	47	Carter Ware	TE	6-4	265	SR-4L	Liberty Hill, Texas (Liberty Hill)
4	Namdi Obiazor	S	6-3	210	JR-TR	Eden Prairie, Minn. (Eden Prairie)/ Iowa Western CC	48	Zimbalist Odhams III	CB	5-9	146	SO-SQ	Mansfield, Texas (Lake Ridge)/ Southwestern Oklahoma State
6	Jamoi Hodge	LB	6-2	245	JR-2L	Winston-Salem, N.C. (Reynolds)/ Independence CC	49	Connor Lingren	DL	6-5	305	FR-HS	College Station, Texas (College Station)
6	Chase Jackson	WR	6-2	180	FR-RS	Choctaw, Okla. (Choctaw)	49	Austin Scheets	TE	6-8	190	FR-RS	Colleyville, Texas (Covenant Christian Academy)/Weatherford College
7	Jordan Hudson	WR	6-1	190	FR-HS	Garland, Texas (Garland)	50	Doug Blue-Eli	DL	6-2	320	SO-TR	Paulsboro, N.J. (Paulsboro)/Monroe CC
7	D'Arco Perkins-McAllister	S	6-1	190	SO-1L	Nashville, Tenn. (Stratford Comprehensive)	51	Luke Lingard	LB	6-1	216	FR-RS	Colleyville, Texas (Colleyville Heritage)
9	Emani Bailey	RB	5-9	200	JR-TR	Denton, Texas (Ryan)/Louisiana	52	Ezra Dotson-Oyetade	OL	6-3	285	FR-TR	Garland, Texas (Lakeview Centennial)/ Arizona State
9	Marcel Brooks	LB	6-2	210	SR-2L	Fort Worth, Texas (Marcus)/LSU	52	Damonic Williams	DL	6-2	320	FR-HS	Torrance, Calif. (Alemany)
10	Chace Biddle	S	6-0	205	FR-HS	Garland, Texas (Garland)	53	John Lanz	OL	6-4	320	SR-2L	Argyle, Texas (Guyer)
10	Josh Hoover	QB	6-1	205	FR-HS	Rockwall, Texas (Rockwall-Heath)	54	Quinton Harris	OL	6-8	300	FR-HS	Arlington, Texas (Sequin)
11	Derius Davis	WR	5-10	175	SR-4L	Saint Francisville, La. (West Feliciana)	54	Luke Splaine	LB	6-1	230	SO-TR	San Jose, Calif. (Bellarmine Prep)/ Foothill College
12	Terrence Cooks Jr.	LB	6-2	225	FR-TR	Pearland, Texas (Shadow Creek)/Texas	55	Robby Rochester	OL	6-5	290	SO-TR	Southlake, Texas (Carroll)/UConn
12	Geor'Quarius Spivey	TE	6-5	245	SR-1L	Monroe, La. (Richwood)/Mississippi State	56	Alan Ali	OL	6-5	300	SR-TR	Fort Worth, Texas (Timber Creek)/SMU
13	Luke Pardee	QB	6-1	190	SO-SQ	Houston, Texas (Klein Cain)	57	Johnny Hodges	LB	6-2	240	JR-TR	Darnestown, Md. (Quince Orchard)/Navy
13	Dee Winters	LB	6-1	230	SR-3L	Brenham, Texas (Burton)	58	Altrique Barlow	OL	6-5	360	SO-1L	Virginia Beach, Va. (Catholic)
14	DJ Allen	WR	5-11	195	FR-HS	Gladewater, Texas (Gladewater)	59	Blake Jones	DL	6-2	240	FR-HS	Brenham, Texas (Brenham)
14	Abe Camara	S	6-0	190	JR-1L	Alpharetta, Ga. (West Forsyth)/ Coffeyville CC	61	Riley Self	OL	6-4	295	FR-RS	Lufkin, Texas (Lufkin)
15	Max Duggan	QB	6-2	210	SR-3L	Council Bluffs, Iowa (Lewis Central)	66	Noah Bolticoff	OL	6-5	306	FR-RS	Rose Hill, Kan. (Rose Hill)
15	Josh Foster	S	6-2	200	SR-3L	Newton, Texas (Newton)	67	Hudson White	OL	6-2	289	FR-RS	Ablene, Texas (Wylie)
16	Sam Jackson	QB	5-11	185	FR-RS	Naperville, Ill. (Naperville Central)	68	Michael Nichols	OL	6-5	301	SO-1L	Justin, Texas (Northwest)
17	Trent Battle	RB	6-1	205	FR-RS	Daphne, Ala. (Daphne)	69	Gannon Gaubert	OL	6-1	296	FR-HS	Dallas, Texas (Highland Park)
17	Deshawn McCuin	S	6-0	195	JR-1L	Jacksonville, Texas (Jacksonville)	70	Kris Dike	OL	6-6	305	SR-SQ	Van, Texas (Van)
18	Ish Burdine	CB	6-1	200	JR-TR	Slidell, La. (Slidell)/Missouri	71	Marcus Williams	OL	6-7	331	JR-SQ	Longview, Texas (Longview)
18	Savion Williams	WR	6-5	215	JR-2L	Marshall, Texas (Marshall)	72	Jasper Lott	OL	6-5	290	FR-RS	Argyle, Texas (Argyle)
19	Shadrach Banks	LB	6-1	250	SO-1L	Houston, Texas (North Shore)/Texas A&M	74	Andrew Coker	OL	6-7	315	JR-2L	Katy, Texas (James E. Taylor)
19	Jared Wiley	TE	6-7	255	SR-TR	Temple, Texas (Temple)/Texas	75	Brannon Brown	OL	6-5	329	JR-SQ	San Antonio, Texas (O'Connor)
20	Christopher Chosen	WR	6-0	180	SO-SQ	Houston, Texas (George Ranch)	76	Garrett Hayes	OL	6-5	320	SO-1L	Athens, Texas (Athens)
20	Ronald Lewis	CB	6-1	175	FR-HS	New Orleans, La. (Warren Easton)	77	Brandon Coleman	OL	6-6	325	JR-2L	Denton, Texas (Denton)/Trinity Valley CC
21	Noah Daniels	CB	6-0	210	SR-3L	League City, Texas (Clear Creek)	78	Wes Harris	OL	6-4	315	SR-4L	Aledo, Texas (Aledo)
21	Corey Wren	RB	5-10	200	JR-TR	New Orleans, La. (John Curtis Christian)/ Florida State	79	Steve Avila	OL	6-4	330	SR-3L	Arlington, Texas (South Grand Prairie)
22	Kyron Chambers	CB	6-0	195	FR-HS	Dallas, Texas (South Oak Cliff)	80	D'Andre Rodgers	TE	6-4	240	FR-RS	Sammamish, Wash. (Eastside Catholic)
22	Major Everhart	WR	5-11	180	FR-HS	Amarillo, Texas (Tascosa)	81	Chase Curtis	WR	6-5	230	JR-1L	Pittsburg, Kan. (Pittsburg)/ Neosho County CC
23	Trevor Ailey	RB	5-11	192	JR-SQ	Cushing, Okla. (Cushing)/Oklahoma State	82	Alex Honig	TE	6-6	265	FR-RS	Bavaria, Germany (Schwabisch Hall Unicorns)
23	Keontae Jenkins	CB	5-10	180	JR-2L	South Norfolk, Va. (Frank W. Cox)	83	Keagan Cunningham	WR	6-2	179	FR-HS	Denton, Texas (Ryan)
24	Brant Ahlfinger	RB	5-10	216	FR-HS	Fort Worth, Texas (All Saints Episcopal)	84	Dominic DiNunzio	TE	6-4	245	JR-1L	Cleveland, Ohio (Saint Ignatius)
24	Josh Newton	CB	6-0	195	JR-TR	Monroe, La. (Ouachita Parish)/ULM	86	Curtis Raymond III	TE	6-4	208	SR-TR	Dripping Springs, Texas (Dripping Springs)/ Cornell
25	Wyatt Harris	LB	6-3	235	SR-3L	Aledo, Texas (Aledo)	87	Blake Nowell	WR	6-4	205	SO-1L	Ardmore, Okla. (Plainview)
25	James Koshakji	PK	5-8	170	JR-SQ	Dallas, Texas (Jesuit Dallas)	88	Quincy Brown	WR	6-4	210	SO-1L	St. Rose, La. (Destrehan)
26	Bud Clark	S	6-2	190	SO-1L	Alexandria, La. (Alexandria)	89	Stayton Ankrom	WR	6-2	205	FR-HS	San Antonio, Texas (Reagan)
26	Caleb Medford	WR	6-3	195	SO-1L	Henderson, Texas (Henderson)	90	Caleb Fox	DL	6-3	295	JR-TR	The Woodlands, Texas (The Woodlands)/ Stephen F. Austin
27	Gunnar Henderson	WR	5-9	180	SR-1L	McAllen, Texas (McAllen)/Incarnate Word	91	Tymon Mitchell	DL	6-3	315	JR-TR	Nashville, Tenn. (Franklin Road)/Georgia
27	Jaionte McMillan	CB	5-11	185	JR-1L	Atlanta, Ga. (Rockdale County)	92	Luke Dodds	DL	6-4	242	FR-RS	Round Rock, Texas (Round Rock)
28	Millard Bradford	S	5-11	190	SR-3L	Helotes, Texas (O'Connor)/ Fork Union Military Academy	93	George Ellis III	DL	6-2	290	SR-3L	Miami, Fla. (American Heritage)
29	Marvin Covington	CB	5-11	195	FR-RS	Mansfield, Texas (Lake Ridge)	94	Michael Ibukun-Okeyode	DL	6-6	250	FR-HS	Garland, Texas (Rowlett)
29	Jacob Porter	QB	6-2	176	FR-HS	Fort Worth, Texas (Timber Creek)	95	Terrell Cooper	DL	6-2	280	SR-4L	Lindale, Texas (Lindale)
30	Drew Scott	WR	6-2	192	JR-SQ	Dallas, Texas (Highland Park)	96	Lwal Uguak	DL	6-5	271	SR-TR	Edmonton, Alberta (Harry Ainlay)/UConn
31	Jordy Sandy	P	6-3	218	SR-3L	Traralgon, Australia (ProKick Australia)	97	Easton Black	PK/P	6-3	200	FR-HS	Peoria, Ariz. (Sunrise Mountain)
32	Christian MacDonald	WR	6-1	198	SO-SQ	Hopkinton, Mass. (Hopkinton)	97	Paul Oyewale	DL	6-4	260	FR-HS	Houston, Texas (Langham Creek)
32	Kevin Ward	S	6-0	202	FR-RS	Springfield, Mo. (Kickapoo)	98	Logan Frederic	LS	6-3	190	FR-HS	Littleton, Colo. (Heritage)
33	Thomas Armstrong	LB	6-3	235	JR-2L	Hollywood, Fla. (Chaminade-Madonna College Preparatory)	98	Dylan Horton	DL	6-4	275	SR-2L	Frisco, Texas (Frisco)/New Mexico
33	Kendre Miller	RB	6-0	220	JR-2L	Mount Enterprise, Texas (Mount Enterprise)	99	Luke Laminack	PK	5-11	173	FR-HS	Amarillo, Texas (Amarillo)
34	Zach Marcheselli	LB	6-2	219	JR-2L	Broken Arrow, Okla. (Broken Arrow)	99	Soni Misi	DL	6-2	320	SR-2L	Rohnert Park, Calif. (Rancho Cotate)/ Santa Rosa JC
35	Colton Dobson	WR	5-11	170	FR-RS	Nolensville, Tenn. (Nolensville)							
36	Joe Laterza	LS	6-5	206	FR-RS	Arlington Heights, Ill. (Saint Viator)							
36	Ryan Quintanar	LB	6-0	230	FR-RS	Los Angeles, Calif. (Loyola)							
37	Palmer Nix	LB	6-1	237	SR-TR	Heath, Texas (Dallas Christian)/Georgetown							
38	Parker Clark	WR	6-1	190	FR-HS	Fort Worth, Texas (All Saints Episcopal)							
38	Jack Stein	LS	5-11	215	FR-TR	Orange, Calif. (El Modena)/Utah							
39	Griffin Kell	PK	6-0	193	SR-3L	Arlington, Texas (Arlington)							
39	Matthew Kerr	LB	6-4	210	FR-RS	Mason, Texas (Mason)							
40	Franklin Estrada	RB	5-11	188	FR-RS	Carrollton, Texas (Hebron)							
41	T.J. Willson	LB	6-0	224	FR-HS	Loomis, Calif. (Del Oro)							

TCU DEPTH CHART

OFFENSE

Pos.	No.	Player	Ht.	Wt.	Cl.
LT	77	Brandon Coleman	6-6	325	Jr.
	71	Marcus Williams	6-7	331	Jr.
	55	Robby Rochester	6-5	290	So.
LG	79	Steve Avila	6-4	330	Sr.
	76	Garrett Hayes	6-5	320	So.
	58	Altrique Barlow OR	6-5	360	So.
	75	Brannon Brown	6-5	329	Jr.
C	56	Alan Ali	6-5	300	Sr.
	52	Ezra Dotson-Oyetade	6-3	285	RFr.
RG	53	John Lanz OR	6-4	320	Sr.
	78	Wes Harris	6-4	315	Sr.
	66	Noah Bolticoff	6-5	306	RFr.
RT	74	Andrew Coker	6-7	315	Jr.
	68	Michael Nichols	6-5	301	So.
	72	Jasper Lott	6-5	290	RFr.
WR (X)	1	Quentin Johnston	6-4	215	Jr.
	0	Blair Conwright	6-0	190	Jr.
	6	Chase Jackson	6-2	180	RFr.
WR (H)	4	Taye Barber OR	5-10	190	Sr.
	11	Derius Davis OR	5-9	162	Sr.
	27	Gunnar Henderson	5-9	180	Sr.
QB	15	Max Duggan	6-2	210	Sr.
	2	Chandler Morris	6-0	195	RFr.
	16	Sam Jackson	5-11	185	RFr.
WR (Y)	12	Geor'Quarius Spivey	6-5	245	Sr.
	80	D'Andre Rogers OR	6-4	240	RFr.
	81	Chase Curtis	6-5	230	Jr.
WR (Z)	18	Savion Williams	6-5	215	Jr.
	87	Blake Nowell OR	6-4	205	So.
	7	Jordan Hudson	6-1	190	Fr.
TE	19	Jared Wiley	6-7	255	Sr.
	84	Dominic DiNunzio	6-4	245	Jr.
	47	Carter Ware	6-4	265	Sr.
RB	33	Kendre Miller OR	6-0	220	Jr.
	3	Emari Demercado OR	5-11	210	Sr.
	17	Trent Battle OR	6-1	205	RFr.
	9	Emani Bailey OR	5-9	200	Jr.
	21	Corey Wren	5-10	200	Jr.

SPECIALISTS

PK	39	Griffin Kell	6-0	193	Sr.
	99	Luke Laminack	5-11	173	Fr.
H	31	Jordy Sandy	6-3	218	Sr.
	97	Easton Black	6-3	200	Fr.
LSN	42	Brent Maticcik	6-2	235	Jr.
	98	Logan Frederic	6-3	190	Fr.
SSN	42	Brent Maticcik	6-2	235	Jr.
	98	Logan Frederic	6-3	190	Fr.
KO	99	Luke Laminack	5-11	173	Fr.
	39	Griffin Kell	6-0	193	Jr.
P	31	Jordy Sandy	6-3	218	Sr.
	97	Easton Black	6-3	200	Fr.
PR	11	Derius Davis	5-9	162	Sr.
	4	Taye Barber	5-10	190	Sr.
KR	11	Derius Davis OR	5-9	162	Sr.
	3	Emari Demercado	5-11	210	Sr.
	4	Taye Barber	5-10	190	Sr.
	19	Shadrach Banks	6-1	250	So.

DEFENSE

Pos.	No.	Player	Ht.	Wt.	Cl.
DE	98	Dylan Horton	6-4	275	Sr.
	90	Caleb Fox OR	6-3	295	So.
	44	Colt Ellison	6-4	260	Sr.
NT	52	Damonic Williams	6-2	320	Fr.
	91	Tymon Mitchell	6-3	315	So.
	50	Doug Blu-Eli	6-2	320	So.
DE	95	Terrell Cooper	6-2	280	Sr.
	93	George Ellis	6-2	290	Sr.
	96	Lwal Uguak	6-5	271	Sr.
SLB	13	Dee Winters	6-1	230	Sr.
	19	Shadrach Banks	6-1	250	So.
MLB	6	Jamoi Hodge	6-2	245	Jr.
	25	Wyatt Harris	6-3	235	Sr.
WLB	57	Johnny Hodges	6-2	240	Jr.
	34	Zach Marcheselli	6-2	219	Jr.
CB	24	Josh Newton	6-0	195	Jr.
	21	Noah Daniels	6-0	210	Sr.
FS	14	Abe Camara OR	6-0	190	Jr.
	26	Bud Clark	6-2	190	So.
N	28	Millard Bradford	5-11	190	Sr.
	15	Josh Foster	6-2	200	Sr.
SS	3	Mark Perry	6-0	215	Jr.
	4	Namdi Obiazor	6-3	210	Jr.
CB	1	Tre'Vius Hodges-Tomlinson	5-9	180	Sr.
	2	Kee'yon Stewart	6-0	185	Jr.

TCU CAREER STARTS

No.	Player	Starts	No.	Player	Starts
1.	Max Duggan, QB	36	22.	Alan Ali, OL	8
2.	Taye Barber, WR	34		Johnny Hodges, LB	8
	Terrell Cooper, DL	34		Josh Newton, CB	8
4.	Dee Winters, LB	32		Mark Perry, S	8
5.	Tre'Vius Hodges-Tomlinson, CB	31		Kee'yon Stewart, CB	8
6.	Steve Avila, OL	28		Damonic Williams, DL	8
	Andrew Coker, OL	28	28.	Abe Camara, S	7
8.	Quentin Johnston, WR	23		Noah Daniels, CB	7
9.	Wes Harris, OL	21		Emari Demercado, RB	7
10.	Brandon Coleman, OL	16	31.	Geor'Quarius Spivey, TE	6
	Dylan Horton, DL	16	32.	Bud Clark, S	5
12.	Jamoi Hodge, LB	15		Dominic DiNunzio, TE	5
13.	Millard Bradford, S	14	34.	George Ellis, DL	4
	Derius Davis, WR	14	35.	Colt Ellison, DL	3
15.	John Lanz, OL	12		Josh Foster, S	3
	Kendre Miller, RB	12		Soni Misi, DL	3
	Carter Ware, TE	12		Chandler Morris, QB	3
18.	Wyatt Harris, LB	11	39.	Namdi Obiazor, S	2
	Savion Williams, WR	11	40.	Deshavn McCuin, S	1
20.	Blair Conwright, WR	10		Jared Wiley, TE	1
21.	Quincy Brown, WR	9			

PRONUNCIATION GUIDE

Alan Ali, OL	Uh-lawn Ah-lee
Steve Avila, OL	Ah-vee-la
Shadrach Banks, LB	SHAD-rick
Millard Bradford, S	MILL-ird
Emari Demercado, RB	ee-MAR-ee dee-Mer-kah-doe
Jamoi Hodge, LB	Juh-MOY
Trevius Hodges-Tomlinson, CB	Trey-vee-us
Blake Nowell, WR	NOW-ll
Namdi Obiazor, S	nam-dee Oh-bee-eye-zor
Geor'Quarius Spivey, TE	jor-CORE-ee-us
Damonic Williams, DL	DOM-in-ick
Savion Williams, WR	SAY-vee-on

2022 DEPTH CHART PLAYER BRIEFS

OFFENSE

LT	77	Brandon Coleman	6-6	325	Jr.	Started 16 of the last 17 games; Started at LT all 8 games this season; Also has 7 career starts at LG and 1 at RG
	71	Marcus Williams	6-7	331	Jr.	Has played in 6 games; 2020 First-Team Academic All-Big 12
LG	79	Steve Avila	6-4	330	Sr.	Team Captain; Two-time All-Big 12; Started at center in 11 games last season; Started at C, RT and RG in 2020
	76	Garrett Hayes	6-5	320	So.	Consensus 4-star recruit who has played in 7 games this year
C	56	Alan Ali	6-5	300	Sr.	Transfer from SMU where he played under Sonny Dykes; Started 39 games across all 5 positions on the o-line at SMU
	52	Ezra Dotson-Oyetade	6-3	285	RFr.	Garland, Texas, native who redshirted last season at Arizona State
RG	53	John Lanz OR	6-4	320	Sr.	Two-time Academic All-Big 12 recipient; Has started 12 games in his TCU career
	78	Wes Harris	6-4	315	Sr.	6th-year senior; Has started all 8 games this season; Limited by injury to 29 games and 21 starts in his career
RT	74	Andrew Coker	6-7	315	Jr.	Has made 20 consecutive starts at RT; TCU's Big 12 Champions for Life representative; Academic All-Big 12
	68	Michael Nichols	6-5	301	So.	Has played in 13 games over his first 3 seasons in the program
WR (X)	1	Quentin Johnston	6-4	215	Jr.	30 receptions, 536 yards, 4 TDs last 4 games; Team-best 42 catches and 650 yards on the season; Team Captain
	0	Blair Conwright	6-0	190	Jr.	Changed his jersey number from No. 22 his first two seasons; Has 1 catch; 4th on TCU in 2021 with 14 receptions
	6	Chase Jackson	6-2	180	RFr.	Has 2 catches for 7 yards; Rated by 247Sports as the No. 1 WR in Oklahoma
WR (H)	4	Taye Barber OR	5-10	190	Sr.	His 142 career receptions top all current Horned Frogs; 71-yard TD at WVU, 73-yard TD vs. OU; Three-Time All-Big 12
	11	Derius Davis OR	5-9	162	Sr.	2nd on TCU w/ 25 receptions; 65-yard TD vs K-State; Career-high 7 catches vs OU; Scored TDs via rec, rushing, KR, PR
	27	Gunnar Henderson	5-9	180	Sr.	Former walk-on now on scholarship; 6 receptions; Career long 62-yard TD catch vs. OU; Began career at Incarnate Word
QB	15	Max Duggan	6-2	210	Sr.	36 career starts top current Frogs; Career-best 67.4 comp. pct.; 22 TDs, 2 Ints.; 341 yards passing, 3 TDs at WVU
	2	Chandler Morris	6-0	195	RFr.	Started at CU; Totaled 531 yds of offense (461 passing, 70 rushing) in last year's win vs. Baylor; Also caught 7-yard pass
	16	Sam Jackson	5-11	185	RFr.	Has 2 TD runs this season; 5-of-5 passing for 63 yards; 5th on TCU with 64 yards rushing
WR (Y)	12	Geor'Quarius Spivey	6-5	245	Sr.	5 receptions, 72 yards this season; Had 3 catches last year; Began his career at Mississippi State
	80	D'Andre Rogers OR	6-4	240	RFr.	Played in 4 games last season to preserve a redshirt; 4-star recruit rated as the No. 8 tight end in the nation
	81	Chase Curtis	6-5	230	Jr.	37-yard catch vs. TAR for his first career reception; Sidelined by injury last season; Baseball player at Neosho County CC
WR (Z)	18	Savion Williams	6-5	215	Jr.	His 17 receptions more than double his career total of 7 from his first 2 years; 3 catches, career-high 97 yds, TD at WVU
	87	Blake Nowell OR	6-4	205	So.	4 receptions, including a career-high 3 catches vs. TAR; First career reception was a 20-yard TD in 2021 opener vs. DUQ
	7	Jordan Hudson	6-1	190	Fr.	Has 8 catches for 112 yards; 5 receptions with a 29-yard TD vs. Tarleton; No. 7 WR in the ESPN 300
TE	19	Jared Wiley	6-7	255	Sr.	4 TDs on 12 catches this season; Career-highs of 5 catches, 74 yards vs. K-State; 12 starts over 3 seasons at Texas
	84	Dominic DiNunzio	6-4	245	Jr.	Attends TCU on an ROTC scholarship; Never played football until arriving at TCU; 6 receptions for 69 yards last season
	47	Carter Ware	6-4	265	Sr.	Played 45 games in his TCU career; 6th-year senior; Started the opening 3 games in 2021 before a season-ending injury
RB	33	Kendre Miller OR	6-0	220	Jr.	Team-best 851 yards, 11 TDs, 6.4 per carry; Has a rushing TD in 9 straight games; 5 100-yard games in the last 6 contests
	3	Emari Demercado OR	5-11	210	Sr.	2nd on TCU with 299 yards rushing, career-best 6.0 per carry, 4 TDs; Career-long 63-yard TD run at SMU
	17	Trent Battle OR	6-1	205	RFr.	8 carries for 38 yards on the season; Came to TCU as a QB; Did not see game action last season
	9	Emani Bailey OR	5-9	200	Jr.	4th on TCU with 152 yds rushing on a 10.9 per carry avg.; 30-yard TD run at WVU; 642 yds, 8 TDs for Louisiana in '21
	21	Corey Wren	5-10	200	Jr.	34 yds rushing on the year; Florida State transfer; Played in 12 games for FSU over the last 2 seasons, primarily as a KR

DEFENSE

DE	98	Dylan Horton	6-4	275	Sr.	Former high school safety; Team Captain; 2 sacks at WVU; Has 23 stops, 4.0 TFLs, 2.5 sacks, 5 QBH, 3 PBUs
	90	Caleb Fox OR	6-3	295	So.	16 stops, 1 TFL, 3 QBH; Played for TCU d-line coach Ja'Markus McFarland at Stephen F. Austin in '21; 4.5 sacks at SFA
	44	Colt Ellison	6-4	260	Sr.	Has played 29 games at TCU; 28-yard TD on a fumble return at Oklahoma State in 2021
NT	52	Damonic Williams	6-2	320	Fr.	Turned 18 on Sept. 4; 1.5 TFLs, FF vs KSU; Has 20 tackles, 3.5 TFL, 1.5 sacks; Ranked by 247Sports as nation's No. 50 DT
	91	Tymon Mitchell	6-3	315	So.	4th on team with 2.0 sacks; Has 12 tackles; Saw action in 5 games for Georgia's 2021 national championship team
	50	Doug Blue-Eli	6-2	320	So.	Has played in 4 games this season with 1 tackle; NJCAA Division I All-American at Monroe Community College
DE	95	Terrell Cooper	6-2	280	Sr.	6th-year veteran whose 34 career starts top TCU defensive players; Missed only 2 games in career; FF at TCU 1 at KU
	93	George Ellis	6-2	290	Sr.	Has 10 stops; 2 TFLs vs. TAR; Played in 28 games; 6th-year senior; TCU was 4-0 in games he started in 2020
	96	Lw'al Ugauk	6-5	271	Sr.	7 tackles; Had 1/2 sack & FR at WVU; UConn transfer; Totaled 34 tackles, 3.5 for loss, in 10 games for the Huskies in '21
SLB	13	Dee Winters	6-1	230	Sr.	Team Captain; Team-best 7.0 TFLs, 4.5 sacks, 6 QBH; 39 tackles; 206 career stops top current Frogs; 2 sacks vs. OU
	19	Shadrach Banks	6-1	250	So.	FF vs. K-State, FR at TCU 1 at KU; Has 13 tackles; Game-saving Int. in last year's win over Baylor; WR in high school
MLB	6	Jamoi Hodge	6-2	245	Jr.	Tied for TCU lead w/ 47 tackles; Career-high 13 stops, 2.0 TFL, 1.0 sack, PBU at WVU; First career Int. came at KU
	25	Wyatt Harris	6-3	235	Sr.	Has made 11 career starts; Played in 6 games this season with 4 tackles; Has totaled 60 career stops
WLB	57	Johnny Hodges	6-2	240	Jr.	Tied for TCU lead w/ 47 stops; 4.0 TFLs; Key 4th down stop on QB sneak vs KSU; TCU career-high 10 stops vs OU, OSU
	34	Zach Marcheselli	6-2	219	Jr.	Has played in 25 games at TCU; 6 tackles this season with 2 versus OU; Totaled 4 stops last year
CB	24	Josh Newton	6-0	195	Jr.	Has 2 Ints. & 4 PBUs; 19 stops, 2 TFLs; ULM transfer; 48 tackles, 8 PBUs, 2 Ints. for the Warhawks last season
	21	Noah Daniels	6-0	210	Sr.	6th-year player limited by injury to 28 games in his TCU career; 4 tackles, PBU this season; Senior Bowl Watch List
FS	14	Abe Camara OR	6-0	190	Jr.	First 7 career starts this season; T-5th on TCU w/ 32 tackles; Career-high 8 stops, Int. at SMU; Nation's No. 1 JC safety
	26	Bud Clark	6-2	190	So.	Has Int. in last 3 games; Sidelined opening 3 games; Started 4 of opening 5 contests in '21 before season-ending injury
N	28	Millard Bradford	5-11	190	Sr.	Sidelined last 3 games; Team-best 4 PBUs; 17 tackles; 4th on TCU in '21 w/ 52 stops; Career-high 13 tackles at OU in '19
	15	Josh Foster	6-2	200	Sr.	First start of the season vs. OSU; Tied a season-high w/ 7 stops at WVU; Led TCU in special teams tackles last 3 years
SS	3	Mark Perry	6-0	215	Jr.	Tied for TCU lead w/ 47 stops; Has 2.5 TFLs; Came to TCU in Spring 2022; Played his first 3 seasons at Colorado
	4	Namdi Obiazor	6-3	210	Jr.	First career starts last 2 games; T-5th on team w/ 32 tackles; 2021 NJCAA All-American at Iowa Western CC
CB	1	Tre'Vius Hodges-Tomlinson	5-9	180	Sr.	Jim Thorpe Award Semifinalist; 29 stops, TFL, Int., 3 PBUs; FF at WVU on corner blitz; Nephew of LaDainian Tomlinson
	2	Kee'yon Stewart	6-0	185	Jr.	10 tackles w/ career-high 6 at SMU; 3 PBUs tie for 3rd on TCU; Key Int. in '21 win over Baylor; Started as true freshman

SPECIALISTS

PK/KO	39	Griffin Kell	6-0	193	Sr.	4th year as a starter; 8-of-8 on field goals this season, including 3-of-3 w/ long of 47 vs. OSU; 37-of-47 on career FGs
H	31	Jordy Sandy	6-3	218	Sr.	Starting punter who has been the holder all 4 years he's been at TCU; 29-year-old Australian
LS	42	Brent Matiscik	6-2	235	Jr.	Reserve tight end in his first season as the short and long snapper
P	31	Jordy Sandy	6-3	218	Sr.	39.6 avg. w/ 8 of 28 punts inside the 20, including 4 inside the 10; Career-high 43.3 avg. last year, TCU's best since 2012
PR	11	Derius Davis	5-9	162	Sr.	60-yard punt return for TD at Colorado tied him for TCU's career record of 4; Has a 12.2 yard season average
	4	Taye Barber	5-10	190	Sr.	Three-time All-Big 12 receiver whose 142 career receptions top active Horned Frogs
KR	11	Derius Davis OR	5-9	162	Sr.	23.9 season avg.; 57-yard KR at SMU; Returned the game's opening kickoff 100 yards for a TD against WVU last season
	3	Emari Demercado	5-11	210	Sr.	Has returned 4 kickoffs for a 20.8 season average with a long of 25

THE LAST TIME...

TEAM SCORED 60 OR MORE:

- ▶ TCU: 9/2/2017, 63 vs. Jackson State (W, 63-0)
- ▶ Opp.: 11/13/2021, 63, Oklahoma State (L, 17-63)

TEAM SCORED 50 OR MORE:

- ▶ TCU: 10/1/2022, 55 vs. Oklahoma (W, 55-24)
- ▶ Opp.: 11/13/2021, 63, Oklahoma State (L, 17-63)

TEAM SCORED DOUBLE DIGITS EACH QUARTER:

- ▶ TCU: 11/5/2016, at Baylor (W, 62-22)
- ▶ Opp.: 10/20/2018, Oklahoma (L, 27-52)

TEAM DID NOT SCORE A TOUCHDOWN:

- ▶ TCU: 11/14/2020, at West Virginia (L, 6-24)
- ▶ Opp.: 9/4/2021, Duquesne (W, 45-3)

TEAM HAD 600 OR MORE YARDS TOTAL OFFENSE:

- ▶ TCU: 10/1/2022, 668 vs. Oklahoma (W, 55-24)
- ▶ Opp.: 11/13/2021, 682, Oklahoma State (L, 17-63)

TEAM HAD 500 YARDS TOTAL OFFENSE:

- ▶ TCU: 10/15/2022, 510 vs. Oklahoma State (W, 43-40, 2OT)
- ▶ Opp.: 10/8/2022, 540, Kansas (W, 38-31)

TEAM HAD 400 YARDS TOTAL OFFENSE:

- ▶ TCU: 10/29/2022, 494 at West Virginia (W, 41-31)
- ▶ Opp.: 10/29/2022, 430, West Virginia (W, 41-31)

TEAM HAD 200 OR FEWER YARDS TOTAL OFFENSE:

- ▶ TCU: 9/29/2012, 156 at SMU (W, 24-16)
- ▶ Opp.: 9/4/2021, 137, Duquesne (W, 45-3)

TEAM PASSED FOR 500 OR MORE YARDS:

- ▶ TCU: 9/26/2015, 503 at Texas Tech (W, 55-52)
- ▶ Opp.: 10/11/2014, 510, Baylor (L, 58-61)

TEAM PASSED FOR 400 YARDS:

- ▶ TCU: 9/10/2022, 450 vs. Tarleton (W, 59-17)
- ▶ Opp.: 10/11/2014, 510, Baylor (L, 58-61)

TEAM PASSED FOR 300 YARDS:

- ▶ TCU: 10/29/2022, 341 at West Virginia (W, 41-31)
- ▶ Opp.: 10/8/2022, 351, Kansas (W, 38-31)

TEAM PASSED FOR FEWER THAN 100 YARDS:

- ▶ TCU: 11/7/2020, 73 vs. Texas Tech (W, 34-18)
- ▶ Opp.: 9/4/2021, 76, Duquesne (W, 45-3)

TEAM COMPLETED 10 OR FEWER PASSES:

- ▶ TCU: 11/20/2021, 10 vs. Kansas (W, 31-28)
- ▶ Opp.: 9/4/2021, 3, Duquesne (W, 45-3)

TEAM HAD NO PASSING TOUCHDOWNS:

- ▶ TCU: 9/2/2022, at Colorado (W, 38-13)
- ▶ Opp.: 10/1/2022, Oklahoma (W, 55-24)

TEAM RUSHED FOR 300 YARDS OR MORE:

- ▶ TCU: 10/1/2022, 361 vs. Oklahoma (W, 55-24)
- ▶ Opp.: 11/13/2021, 447, Oklahoma State (L, 17-63)

TEAM RUSHED FOR 200 YARDS:

- ▶ TCU: 10/22/2022, 215 vs. Kansas State (W, 38-28)
- ▶ Opp.: 11/26/2021, 279, Iowa State (L, 14-48)

TEAM RUSHED FOR 100 YARDS OR FEWER:

- ▶ TCU: 11/6/2021, 94 vs. Baylor (W, 30-28)
- ▶ Opp.: 9/10/2022, 85, Tarleton (W, 59-17)

TEAM HAD 60 OR MORE RUSHING ATTEMPTS:

- ▶ TCU: 9/28/2019, 61 vs. Kansas (W, 51-14)
- ▶ Opp.: 11/13/2021, 62, Oklahoma State (L, 17-63)

TEAM HAD 50 OR MORE RUSHING ATTEMPTS:

- ▶ TCU: 10/22/2022, 56 vs. Kansas State (W, 38-28)
- ▶ Opp.: 11/13/2021, 62, Oklahoma State (L, 17-63)

TEAM HAD 4 OR MORE RUSHING TDS IN A GAME:

- ▶ TCU: 10/1/2022, 5 vs. Oklahoma (W, 55-24)
- ▶ Opp.: 11/26/2021, 4, Iowa State (L, 14-48)

TEAM HAD TWO PLAYERS WITH 100 YARDS RECEIVING:

- ▶ TCU: 12/5/2020, Derius Davis (139), Quentin Johnston (114) vs. Oklahoma St. (W, 29-22)
- ▶ Opp.: 10/26/2019, Devin Duvernay (173), Collin Johnson (101), Texas (W, 37-27)

TEAM HAD 30 OR MORE FIRST DOWNS:

- ▶ TCU: 9/11/2021, 31 vs. Cal (W, 34-32)
- ▶ Opp.: 11/13/2021, 35, Oklahoma State (L, 17-63)

TEAM HAD NO TURNOVERS:

- ▶ TCU: 10/22/2022, vs. Kansas State (W, 38-28)
- ▶ Opp.: 9/2/2022, Colorado (W, 38-13)

TEAM LOST 4 OR MORE FUMBLES:

- ▶ TCU: 12/5/2020, 4 vs. Oklahoma State (W, 29-22)
- ▶ Opp.: 11/27/2015, 4, Baylor (W, 28-21, 2OT)

TEAM HAD 5 OR MORE FUMBLES:

- ▶ TCU: 12/5/2020, 5 vs. Oklahoma State (W, 29-22)
- ▶ Opp.: 11/1/2014, 5, West Virginia (W, 31-30)

TEAM HAD TWO 100-YARD RUSHERS:

- ▶ TCU: 10/1/2022, Kendre Miller (136), Max Duggan (116) vs. Oklahoma (W, 55-24)
- ▶ Opp.: 11/13/2021, Dominic Richardson (134), Jaylen Warren (113), Okla. St. (L, 17-63)

TEAM KICKOFF RETURN YARDAGE 150 OR MORE:

- ▶ TCU: 10/20/2018, 4-189 vs. Oklahoma (L, 27-52)
- ▶ Opp.: 10/1/2022, 7-174, Oklahoma (W, 55-24)

TEAM SCORED A TWO-POINT CONVERSION:

- ▶ TCU: 12/5/2020, vs. Oklahoma State (W, 29-22)
- ▶ Opp.: 9/25/2021, SMU (L, 34-42)

TEAM DID NOT PUNT ENTIRE GAME:

- ▶ TCU: 10/23/2010, vs. Air Force (W, 38-7)
- ▶ Opp.: 11/1/1980, Houston (L, 5-37)

TEAM WAS AHEAD AT HALFTIME AND LOST:

- ▶ TCU: 11/9/2019, vs. Baylor (L, 23-29, 3OT)
- ▶ Opp.: 10/22/2022, Kansas State (W, 38-28)

TEAM WAS SHUTOUT IN FIRST HALF:

- ▶ TCU: 12/26/2018, vs. Cal (W, 10-7, OT)
- ▶ Opp.: 9/4/2021, Duquesne (W, 45-3)

TEAM WAS SHUTOUT IN SECOND HALF:

- ▶ TCU: 10/23/2021, vs. West Virginia (L, 17-29)
- ▶ Opp.: 10/22/2022, Kansas State (W, 38-28)

TEAM WAS SHUTOUT FOR ENTIRE GAME:

- ▶ TCU: 11/16/1991, at Texas (L, 0-32)
- ▶ Opp.: 10/21/2017, Kansas (W, 43-0)

TEAM COMMITTED 10 OR MORE PENALTIES:

- ▶ TCU: 9/24/2022, 10 at SMU (W, 42-34)
- ▶ Opp.: 11/14/2020, 10, West Virginia (L, 6-24)

TEAM HAD 100 OR MORE PENALTY YARDS:

- ▶ TCU: 11/6/2021, 13-111 vs. Baylor (W, 30-28)
- ▶ Opp.: 11/5/2016, 11-121, Baylor (W, 62-22)

TEAM HAD ONE OR FEWER PENALTIES:

- ▶ TCU: 10/8/2022, 1 at Kansas (W, 38-31)
- ▶ Opp.: 11/20/2021, 1, Kansas (W, 31-28)

TEAM ATTEMPTED ONSIDE KICK:

- ▶ TCU: 10/16/2021, at Oklahoma (L, 31-52)
- ▶ Opp.: 10/29/2022, West Virginia (W, 41-31)

TEAM RECOVERED ONSIDE KICK:

- ▶ TCU: 10/25/14, vs. Texas Tech (W, 82-27)
- ▶ Opp.: 11/28/2020, Kansas (W, 59-23)

THE LAST TIME...

DEFENSE WITH 3 OR MORE INTERCEPTIONS:

- ▶ TCU: 9/25/2021, 3 vs. SMU (L, 34-42)
- ▶ Opp.: 11/9/2019, 3, Baylor (L, 23-29, 30T)

DEFENSE RECORDED A SAFETY:

- ▶ TCU: 10/30/2021, at Kansas State (L, 12-31)
- ▶ Opp.: 10/3/2020, Texas (W, 33-31)

PLAYER HAD 600 OR MORE YARDS PASSING:

- ▶ TCU: 11/3/1990, 690 Matt Vogler vs. Houston (L, 35-56)
- ▶ Opp.: N/A

PLAYER HAD 500 YARDS PASSING:

- ▶ TCU: 11/3/1990, 690 Matt Vogler vs. Houston (L, 35-56)
- ▶ Opp.: 10/11/2014, 510 Bryce Petty, Baylor (L, 58-61)

PLAYER HAD 400 YARDS PASSING:

- ▶ TCU: 11/6/2021, 461 Chandler Morris vs. Baylor (W, 30-28)
- ▶ Opp.: 10/11/2014, 510 Bryce Petty, Baylor (L, 58-61)

PLAYER HAD 30 OR MORE COMPLETIONS:

- ▶ TCU: 9/23/2016, 31 Kenny Hill vs. SMU (W, 33-3)
- ▶ Opp.: 10/8/2016, 31 Ryan Willis, Kansas (W, 24-23)

PLAYER HAD 25 COMPLETIONS:

- ▶ TCU: 11/6/2021, 29 Chandler Morris vs. Baylor (W, 30-28)
- ▶ Opp.: 9/24/2022, 27 Tanner Mordecai, SMU (W, 42-34)

PLAYER ATTEMPTED 50 OR MORE PASSES:

- ▶ TCU: 9/10/2016, 56 Kenny Hill vs. Arkansas (L, 38-41, 20T)
- ▶ Opp.: 10/11/2014, 55 Bryce Petty, Baylor (L, 58-61)

PLAYER HAD 4 OR MORE PASSING TOUCHDOWNS:

- ▶ TCU: 9/10/2022, 5 Max Duggan vs. Tarleton (W, 59-17)
- ▶ Opp.: 10/8/2022, 4 Jason Bean, Kansas (W, 38-31)

PLAYER HAD 150 OR MORE RECEIVING YARDS:

- ▶ TCU: 10/15/2022, 180 Quentin Johnston vs. Oklahoma State (W, 43-40, 20T)
- ▶ Opp.: 9/24/2022, 163 Jake Bailey, SMU (W, 42-34)

PLAYER HAD 10 OR MORE RECEPTIONS:

- ▶ TCU: 10/8/2022, 14 Quentin Johnston at Kansas (W, 38-31)
- ▶ Opp.: 10/5/2019, 10 Deshaunte Jones, Iowa State (L, 24-49)

PLAYER HAD 3 OR MORE RECEIVING TOUCHDOWNS:

- ▶ TCU: 10/16/2021, 3 Quentin Johnston at Oklahoma (L, 31-52)
- ▶ Opp.: 10/16/2021, 3 Jadon Haselwood, Oklahoma (L, 31-52)

PLAYER HAD A RECEIVING TOUCHDOWN 50 OR MORE YARDS:

- ▶ TCU: 10/29/2022, 55 Quentin Johnston at West Virginia (W, 41-31)
- ▶ Opp.: 9/25/2021, 68 Danny Gray, SMU (L, 34-42)

PLAYER HAD A RECEIVING TOUCHDOWN 70 OR MORE YARDS:

- ▶ TCU: 10/29/2022, 71 Taye Barber at West Virginia (W, 41-31)
- ▶ Opp.: 10/30/2021, 73 Daniel Imatorbhebhe, Kansas State (L, 12-31)

PLAYER HAD 30 OR MORE CARRIES:

- ▶ TCU: 12/26/2018, 32 Sewo Olonilua vs. Cal (W, 10-7, OT)
- ▶ Opp.: 10/2/2021, 35 Bijan Robinson, Texas (L, 27-32)

PLAYER HAD 20 CARRIES:

- ▶ TCU: 10/22/2022, 29 Kendre Miller vs. Kansas State (W, 38-28)
- ▶ Opp.: 10/15/2022, 22 Dominic Richardson, Oklahoma State (W, 43-40, 20T)

PLAYER WITH 100 YARDS RUSHING:

- ▶ TCU: 10/29/2022, 120 Kendre Miller at West Virginia (W, 41-31)
- ▶ Opp.: 10/29/2022, 104 C.J. Donaldson, West Virginia (W, 41-31)

PLAYER WITH 4 OR MORE RUSHING TOUCHDOWNS:

- ▶ TCU: 11/5/2016, 5 Kyle Hicks vs. Baylor (W, 62-22)
- ▶ Opp.: 10/10/2015, 4 Joe Hubener, Kansas State (W, 52-45)

PLAYER WITH 3 RUSHING TOUCHDOWNS:

- ▶ TCU: 10/9/2021, 3 Kendre Miller at Texas Tech (W, 52-31)
- ▶ Opp.: 9/24/2022, 3 Tre Siggers, SMU (W, 42-34)

PLAYER WITH A RUSHING TOUCHDOWN 70 OR MORE YARDS:

- ▶ TCU: 10/9/2021, 75 Kendre Miller at Texas Tech (W, 52-31)
- ▶ Opp.: 11/26/2021, 80 Breece Hall, Iowa State (L, 14-48)

PLAYER HAD A RUSHING TOUCHDOWN 50 OR MORE YARDS:

- ▶ TCU: 10/29/2022, 51 Kendre Miller at West Virginia (W, 41-31)
- ▶ Opp.: 11/26/2021, 80 Breece Hall, Iowa State (L, 14-48)

PLAYER RECORDED 15 OR MORE TACKLES:

- ▶ TCU: 11/23/2019, 16 Garret Wallow at Oklahoma (L, 24-28)
- ▶ Opp.: 10/15/2022, 16 Mason Cobb, Oklahoma State (W, 43-40, 20T)

PLAYER RECORDED 3 OR MORE SACKS:

- ▶ TCU: 11/7/2020, 3 Ochaun Mathis vs. Texas Tech (W, 34-18)
- ▶ Opp.: 9/24/2022, 3 Paul Nelson, SMU (W, 42-34)

PLAYER RETURNED AN INTERCEPTION FOR TOUCHDOWN:

- ▶ TCU: 10/9/2021, Tre'Vius Hodges-Tomlinson at Texas Tech (W, 52-31)
- ▶ Opp.: 9/11/2021, Daniel Scott, Cal (W, 34-32)

PLAYER HAD 2 OR MORE INTERCEPTIONS:

- ▶ TCU: 12/12/2020, 2 C.J. Ceasar II vs. Louisiana Tech (W, 52-10)
- ▶ Opp.: 11/9/2019, 2 Grayland Arnold, Baylor (L, 23-29, 30T)

PLAYER RETURNED A FUMBLE FOR A TOUCHDOWN:

- ▶ TCU: 11/13/2021, Colt Ellison at Oklahoma State (L, 17-63)
- ▶ Opp.: 12/5/2020, Brock Martin, Oklahoma State (W, 29-22)

PLAYER RETURNED A KICKOFF FOR A TOUCHDOWN:

- ▶ TCU: 10/23/2021, Derius Davis, 100 yards, vs. West Virginia (L, 17-29)
- ▶ Opp.: 11/9/2013, DeVondrick Nealy, 98 yards, Iowa State (W, 21-17)

PLAYER RETURNED A PUNT FOR A TOUCHDOWN:

- ▶ TCU: 9/2/2022, Derius Davis, 60 yards, at Colorado (W, 38-13)
- ▶ Opp.: 10/19/2013, Josh Stewart, 95 yards, Oklahoma State (L, 10-24)

PLAYER RETURNED A BLOCKED PUNT FOR A TOUCHDOWN:

- ▶ TCU: 10/22/2011, Antonio Graves (0 yards) vs. New Mexico (W, 69-0)
- ▶ Opp.: 9/13/2008, Richard Sherman (21 yards), Stanford (W, 31-14)

PLAYER HAD 15 OR MORE KICKING POINTS:

- ▶ TCU: 10/3/2020, 15 Griffin Kell at Texas (W, 33-31)
- ▶ Opp.: 10/15/2022, 16 Tanner Brown, Oklahoma State (W, 43-40, 20T)

FIELD GOAL 50 OR MORE YARDS:

- ▶ TCU: 10/26/2019, 52 Griffin Kell vs. Texas (W, 37-27)
- ▶ Opp.: 10/15/2022, 52 Tanner Brown, Oklahoma State (W, 43-40, 20T)

PLAYER BLOCKED A FIELD GOAL:

- ▶ TCU: 10/23/2021, Ochaun Mathis vs. West Virginia (L, 17-29)
- ▶ Opp.: 11/6/2021, T.J. Franklin, Baylor (W, 30-28)

PLAYER CONVERTED 4 OR MORE FIELD GOALS:

- ▶ TCU: 10/3/2020, 4 Griffin Kell at Texas (W, 33-31)
- ▶ Opp.: 10/15/2022, 4 Tanner Brown, Oklahoma State (W, 43-40, 20T)

PLAYER BLOCKED A PUNT:

- ▶ TCU: 11/7/2020, Carter Ware vs. Texas Tech (W, 34-18)
- ▶ Opp.: 11/26/2021, Darien Porter, Iowa State (L, 14-48)

PLAYER HAD A PUNT OF 60 OR MORE YARDS:

- ▶ TCU: 10/2/2021, 62 Jordy Sandy vs. Texas (L, 27-32)
- ▶ Opp.: 10/1/2022, 60 Michael Turk, Oklahoma (W, 55-24)

2022 PLAYER PROFILES

**EMANI
BAILEY**

9

RUNNING BACK // JR // 5-9 // 200
Denton, Texas (Ryan HS) // Louisiana

2022 GAME-BY-GAME

	RUSHING				RECEIVING			
	ATT	YDS	TD	LNG	REC	YDS	TD	LNG
at Colorado	3	42	0	35	0	0	0	0
vs Tarleton	4	47	1	37	0	0	0	0
at SMU	0	0	0	0	0	0	0	0
vs Oklahoma	5	24	0	9	1	14	0	14
at Kansas	0	0	0	0	2	1	0	4
vs Oklahoma St.	0	0	0	0	0	0	0	0
vs Kansas St.	1	9	0	9	1	3	0	3
at West Virginia	1	30	1	30	0	0	0	0

CAREER STATS

RUSHING	G	ATT	YDS	TD	LNG	AVG
2020 (Louisiana)	5	10	60	0	25	6.0
2021 (Louisiana)	11	102	624	8	35	6.3
2022	8	14	152	2	37	10.8
TOTALS	24	126	836	10	37	6.6

SINGLE-GAME CAREER HIGHS

Rush Attempts: 17, vs Marshall (12/18/21)
 Rush Yards: 117, at Appalachian State (12/04/21)
 Long Rush: 37, vs Tarleton (09/10/22)
 Rush TDs: 2, at Marshall (12/18/21)

**SHADRACH
BANKS**

19

LINEBACKER // SO // 6-1 // 250
Houston, Texas (North Shore HS) // Texas A&M

2022 GAME-BY-GAME

	S-A-T	TFL	SACK	FF-FR	INT	QBH	PBU
at Colorado	3-0-3	0.0	0.0	0-0	0	0	0
vs Tarleton	1-1-2	0.0	0.0	0-0	0	0	0
at SMU	1-0-1	0.0	0.0	0-0	0	0	0
vs Oklahoma	1-1-2	0.0	0.0	0-0	0	0	0
at Kansas	0-0-0	0.0	0.0	0-1	0	0	0
vs Oklahoma St.	0-0-0	0.0	0.0	0-0	0	0	0
vs Kansas St.	2-0-2	0.0	0.0	1-0	0	0	0
at West Virginia	2-1-3	0.0	0.0	0-0	0	0	0

CAREER STATS

DEFENSE	G	S-A-T	TFL	SACK	INT	PBU	FF-FR
2021	11	11-1-12	1.0	0.0	1	1	0-0
2022	8	10-3-13	0.0	0.0	0	0	1-1
TOTALS	19	21-4-25	1.0	0.0	1	1	1-1

SINGLE-GAME CAREER HIGHS

Total Tackles: 3, (x3) last at West Virginia (10/29/22)
 Solo Tackles: 3, at Colorado (09/02/22)
 Tackles for Loss: 1.0, vs Baylor (11/06/21)
 Interceptions: 1, vs Baylor (11/06/21)
 Forced Fumbles: 1, vs Kansas State (10/22/22)

**TAYE
BARBER**

4

WIDE RECEIVER // SR // 5-9 // 179
Cypress, Texas (Cypress Springs HS)

2022 GAME-BY-GAME


	REC	YDS	TD	LNG
at Colorado	1	9	0	9
vs Tarleton	3	66	0	34
at SMU	4	26	0	13
vs Oklahoma	3	107	1	73
at Kansas	1	25	1	25
vs Oklahoma St.	2	29	0	15
vs Kansas St.	2	27	0	14
at West Virginia	4	99	1	71

CAREER STATS

RECEIVING	G	REC	YDS	TD	LNG	AVG
2018	13	32	303	2	24	9.5
2019	9	29	372	0	51	12.8
2020	10	31	318	2	30	10.3
2021	12	30	514	2	77	17.1
2022	8	20	388	3	73	19.4
TOTALS	52	142	1,895	9	77	13.3

SINGLE-GAME CAREER HIGHS

Receptions: 8, at Texas Tech (11/16/19)
 Receiving Yards: 137, at Texas Tech (11/16/19)
 Long Reception: 62, at Oklahoma State (11/13/21)
 Receiving TDs: 1, (9x) last at West Virginia (10/29/22)
 Rush Yards: 69, vs West Virginia (11/29/19)
 Long Rush: 64, vs West Virginia (11/29/19)
 Kick Return Yards: 19, vs Texas Tech (10/11/18)
 Long Kick Return: 19, vs Texas Tech (10/11/18)

**TRENT
BATTLE**

17

RUNNING BACK // FR // 6-1 // 205
Daphne, AL (Daphne HS)

2022 GAME-BY-GAME

	RUSHING				RECEIVING			
	ATT	YDS	TD	LNG	REC	YDS	TD	LNG
at Colorado	2	4	0	2	0	0	0	0
vs Tarleton	3	14	0	5	1	3	0	3
at SMU	0	0	0	0	1	19	0	19
vs Oklahoma	3	20	0	11	0	0	0	0
at Kansas	0	0	0	0	0	0	0	0
vs Oklahoma St.	0	0	0	0	0	0	0	0
vs Kansas St.	0	0	0	0	0	0	0	0
at West Virginia	0	0	0	0	0	0	0	0

CAREER STATS

RUSHING	G	ATT	YDS	TD	LNG	AVG
2022	8	8	38	0	11	4.8
TOTALS	8	8	38	0	11	4.8

SINGLE-GAME CAREER HIGHS

Rush Attempts: 3, (x2) last vs Oklahoma (10/01/22)
 Rush Yards: 20, vs Oklahoma (10/01/22)
 Long Rush: 11, vs Oklahoma (10/01/22)
 Long Reception: 19, at SMU (09/24/22)

**MILLARD
BRADFORD**

28

SAFETY // SR // 5-11 // 186
Helotes, Texas (O'Connor HS) // Fork Union Military Academy

2022 GAME-BY-GAME

	S-A-T	TFL	SACK	FF-FR	INT	QBH	PBU
at Colorado	4-0-4	0.0	0.0	0-0	0	0	2
vs Tarleton	1-0-1	0.0	0.0	0-0	0	0	0
at SMU	1-3-4	0.0	0.0	0-0	0	0	1
vs Oklahoma	5-1-6	0.0	0.0	0-0	0	0	0
at Kansas	2-0-2	0.0	0.0	0-0	0	0	1
vs Oklahoma St.	DNP	-	-	-	-	-	-
vs Kansas St.	DNP	-	-	-	-	-	-
at West Virginia	DNP	-	-	-	-	-	-

CAREER STATS

DEFENSE	G	S-A-T	TFL	SACK	INT	PBU	FF-FR
2019	12	17-6-23	4.0	0.0	0	0	1-1
2020	10	35-9-44	6.5	0.0	0	1	0-0
2021	11	41-11-52	2.5	1.0	1	3	0-0
2022	5	13-4-17	0.0	0.0	0	4	0-0
TOTALS	38	106-30-136	13.0	1.0	1	8	1-1

SINGLE-GAME CAREER HIGHS

Total Tackles: 13, at Oklahoma (11/23/19)
 Solo Tackles: 10, at Oklahoma (11/23/19)
 Tackles for Loss: 3.5, at Kansas (11/28/20)
 Sacks: 1.0, vs Baylor (11/06/21)
 Forced Fumbles: 1, at Oklahoma (11/23/19)
 Fumbles Recovered: 1, at Oklahoma (11/23/19)
 Interceptions: 1, vs Texas (10/02/21)

**QUINCY
BROWN**

88

WIDE RECEIVER // SO // 6-4 // 210
St. Rose, La. (Destrehan HS)

2022 GAME-BY-GAME

	REC	YDS	TD	LNG
at Colorado	0	0	0	0
vs Tarleton	3	31	2	17
at SMU	DNP	-	-	-
vs Oklahoma	DNP	-	-	-
at Kansas	DNP	-	-	-
vs Oklahoma St.	DNP	-	-	-
vs Kansas St.	DNP	-	-	-
at West Virginia	DNP	-	-	-

CAREER STATS

RECEIVING	G	REC	YDS	TD	LNG	AVG
2021	12	12	121	1	22	10.1
2022	2	3	31	2	17	10.3
TOTALS	14	15	152	3	22	10.1

SINGLE-GAME CAREER HIGHS

Receiving Yards: 46, vs Baylor (11/06/21)
 Long Reception: 2, vs Tarleton (09/10/22)
 Receiving TDs: 2, at Tarleton (09/10/22)

2022 PLAYER PROFILES



**ABE
CAMARA** 14
SAFETY // JR // 6-0 // 190
Alpharetta, Ga. (West Forsyth HS)

2022 GAME-BY-GAME

	S-A-T	TFL	SACK	FF-FR	INT	QBH	PBU
at Colorado	2-0-2	0.0	0.0	0-0	0	0	0
vs Tarleton	1-0-1	0.0	0.0	0-0	0	0	2
at SMU	6-2-8	0.0	0.0	0-0	1	0	0
vs Oklahoma	5-0-5	0.0	0.0	1-0	0	0	0
at Kansas	4-1-5	0.0	0.0	0-0	0	0	1
vs Oklahoma St.	3-1-4	0.0	0.0	0-0	0	0	0
vs Kansas St.	1-2-3	0.0	0.0	0-0	0	0	0
at West Virginia	4-0-4	0.0	0.0	0-0	0	0	0

CAREER STATS

DEFENSE	G	S-A-T	TFL	SACK	INT	PBU	FF-FR
2021	8	2-0-2	0.0	0.0	0	0	0-0
2022	8	26-6-32	0.0	0.0	1	3	1-0
TOTALS	16	28-6-34	0.0	0.0	1	3	1-0

SINGLE-GAME CAREER HIGHS

Total Tackles: 8, vs SMU (09/24/22)
Solo Tackles: 6, vs SMU (09/24/22)
Pass Breakups: 2, vs Tarleton (09/10/22)
Interceptions: 1, vs SMU (09/24/22)



**TERRELL
COOPER** 95
DEFENSIVE TACKLE // SR // 6-2 // 280
Lindale, Texas (Lindale HS)

2022 GAME-BY-GAME


	S-A-T	TFL	SACK	FF-FR	INT	QBH	PBU
at Colorado	0-1-1	0.5	0.0	0-0	0	0	0
vs Tarleton	0-0-0	0.0	0.0	0-0	0	0	0
at SMU	1-1-2	1.0	0.0	0-0	0	0	0
vs Oklahoma	0-1-1	0.0	0.0	0-0	0	0	0
at Kansas	2-0-2	0.0	0.0	1-0	0	0	1
vs Oklahoma St.	0-3-3	0.0	0.0	0-0	0	1	0
vs Kansas St.	0-0-0	0.0	0.0	0-0	0	0	0
at West Virginia	0-0-0	0.0	0.0	0-0	0	0	0

CAREER STATS

DEFENSE	G	S-A-T	TFL	SACK	INT	PBU	FF-FR
2018	13	8-5-13	3.0	0.0	0	0	0-0
2019	12	8-13-21	2.5	2.0	0	0	0-0
2020	9	9-14-23	4.5	1.0	0	0	0-0
2021	11	8-13-21	0.5	0.5	0	0	0-0
2022	8	3-6-9	1.5	0.0	0	1	1-0
TOTALS	52	38-53-91	12	3.5	0	1	1-0

SINGLE-GAME CAREER HIGHS

Total Tackles: 7, vs SMU (09/21/19)
Solo Tackles: 4, vs SMU (09/25/21)
Tackles for Loss: 1.5, (3x) last at West Virginia (11/14/20)
Sacks: 1.0, (3x) last at Baylor (10/31/20)



**BUD
CLARK** 26
SAFETY // SO // 6-2 // 190
Alexandria, La. (Alexandria HS)

2022 GAME-BY-GAME


	S-A-T	TFL	SACK	FF-FR	INT	QBH	PBU
at Colorado	DNP	-	-	-	-	-	-
vs Tarleton	DNP	-	-	-	-	-	-
at SMU	DNP	-	-	-	-	-	-
vs Oklahoma	1-0-1	0.0	0.0	0-0	0	0	0
at Kansas	1-0-1	0.0	0.0	0-0	0	0	0
vs Oklahoma St.	0-1-1	0.0	0.0	0-0	1	0	2
vs Kansas St.	1-0-1	0.0	0.0	0-0	1	0	0
at West Virginia	4-0-4	0.0	0.0	0-0	1	0	0

CAREER STATS

DEFENSE	G	S-A-T	TFL	SACK	INT	PBU	FF-FR
2020	10	2-1-3	0.0	0.0	0	0	0-0
2021	5	6-4-10	0.0	0.0	0	0	0-0
2022	5	7-1-8	0.0	0.0	3	2	0-0
TOTALS	20	15-6-21	0.0	0.0	3	2	0-0

SINGLE-GAME CAREER HIGHS

Total Tackles: 4, (2x) last at West Virginia (10/29/22)
Solo Tackles: 2, (3x) last vs SMU (09/25/21)
Pass Breakups: 2, vs Oklahoma State (10/15/22)
Interceptions: 1, (3x) last at West Virginia (10/29/22)



**NOAH
DANIELS** 21
CORNERBACK // SR // 6-0 // 210
League City, Texas (Clear Creek HS)

2022 GAME-BY-GAME

	S-A-T	TFL	SACK	FF-FR	INT	QBH	PBU
at Colorado	1-0-1	0.0	0.0	0-0	0	0	0
vs Tarleton	1-1-2	0.0	0.0	0-0	0	0	0
at SMU	0-0-0	0.0	0.0	0-0	0	0	0
vs Oklahoma	DNP	-	-	-	-	-	-
at Kansas	DNP	-	-	-	-	-	-
vs Oklahoma St.	DNP	-	-	-	-	-	-
vs Kansas St.	0-0-0	0.0	0.0	0-0	0	0	0
at West Virginia	1-0-1	0.0	0.0	0-0	0	0	1

CAREER STATS

DEFENSE	G	S-A-T	TFL	SACK	INT	PBU	FF-FR
2018	13	10-2-12	0.0	0.0	0	2	0-0
2019	0	0-0-0	0.0	0.0	0	0	0-0
2020	4	13-0-13	1.0	0.0	0	4	0-0
2021	5	4-2-6	0.0	0.0	0	0	0-0
2022	5	3-1-4	0.0	0.0	0	1	0-0
TOTALS	27	30-5-35	1.0	0.0	0	7	0-0

SINGLE-GAME CAREER HIGHS

Total Tackles: 7, vs Kansas State (10/10/20)
Solo Tackles: 7, vs Kansas State (10/10/20)
Tackles for Loss: 1.0, vs Kansas State (10/10/20)
Pass Breakups: 2, at Texas (10/03/20)



**BLAIR
CONWRIGHT** 0
WIDE RECEIVER // JR // 6-0 // 190
Lubbock, Texas (Coronado HS)

2022 GAME-BY-GAME

	REC	YDS	TD	LNG
at Colorado	0	0	0	0
vs Tarleton	1	8	0	8
at SMU	0	0	0	0
vs Oklahoma	0	0	0	0
at Kansas	0	0	0	0
vs Oklahoma St.	0	0	0	0
vs Kansas St.	0	0	0	0
at West Virginia	0	0	0	0

CAREER STATS

RECEIVING	G	REC	YDS	TD	LNG	AVG
2019	3	3	25	0	14	8.3
2020	8	17	207	1	34	12.2
2021	12	14	257	2	47	18.4
2022	8	1	8	0	8	8.0
TOTALS	31	35	497	3	47	14.2

SINGLE-GAME CAREER HIGHS

Receptions: 6, vs K-State (10/10/20)
Receiving Yards: 74, vs Iowa State (09/26/20)
Long Reception: 47, vs Iowa State (11/26/21)
Receiving TDs: 1, (2x) last vs Iowa State (11/26/21)

2022 PLAYER PROFILES

**DERIUS
DAVIS**

11

WIDE RECEIVER // SR // 5-10 // 175
Saint Francisville, La. (West Feliciana HS)

2022 GAME-BY-GAME

	RECEIVING				PUNT RETURNS			
	REC	YDS	TD	LNG	ATT	YDS	TD	LNG
at Colorado	2	25	0	18	3	72	1	60
vs Tarleton	2	23	1	19	0	0	0	0
at SMU	3	78	1	80	1	15	0	15
vs Oklahoma	7	32	0	18	1	1	0	1
at Kansas	2	58	1	51	2	4	0	4
vs Oklahoma St.	5	8	0	4	4	42	0	27
vs Kansas St.	1	65	1	65	0	0	0	0
at West Virginia	3	60	0	60	0	0	0	0

CAREER STATS

RECEIVING	G	REC	YDS	TD	LNG	AVG
2018	11	8	104	2	27	13.0
2019	12	11	151	0	52	13.7
2020	9	15	209	1	71	13.9
2021	12	36	518	1	63	14.4
2022	8	25	349	4	80	14.0
TOTALS	52	95	1,331	8	80	14.0

RUSHING	G	ATT	YDS	TD	LNG	AVG
2018	11	5	28	0	19	5.6
2019	12	3	18	0	19	6.0
2020	9	7	65	0	24	9.3
2021	12	10	42	1	43	4.2
2022	8	2	28	1	27	14.0
TOTALS	52	27	181	2	43	6.7

PUNT RETURNS	G	NO	YDS	TD	LNG	AVG
2018	11	2	80	1	73	40.0
2019	12	0	0	0	0	0.0
2020	9	15	218	2	67	14.5
2021	12	9	92	0	23	10.2
2022	8	11	134	1	60	12.2
TOTALS	52	37	524	4	73	14.2

KICKOFF RETURNS	G	NO	YDS	TD	LNG	AVG
2018	11	6	78	0	23	13.0
2019	12	2	22	0	14	11.0
2020	9	0	0	0	0	0.0
2021	12	16	473	1	100	29.6
2022	8	10	239	0	57	23.9
TOTALS	52	34	812	1	100	23.9

SINGLE-GAME CAREER HIGHS

Receptions: 6, (3x) last vs Kansas (11/20/21)
 Receiving Yards: 139, vs Oklahoma State (12/05/20)
 Long Reception: 80, vs SMU (09/24/22)
 Receiving TDs: 1, (3x) last vs Oklahoma State (12/05/20)
 Rush Yards: 52, vs Kansas (11/20/21)
 Long Rush: 43, vs Kansas (11/20/21)
 Rushing TDs: 1, vs Kansas (11/20/21)
 Punt Return Yards: 103, vs Texas Tech (11/07/20)
 Punt Return Long: 73, vs Southern (09/01/18)
 Punt Return TDs: 1, (3x) last at Kansas (11/28/20)
 Kick Return Yards: 117, at Oklahoma (10/16/21)
 Kick Return Long: 100, vs West Virginia (10/23/21)
 Kick Return TDs: 1, vs West Virginia (10/23/21)

**EMARI
DEMERCADO**

3

RUNNING BACK // SR // 5-11 // 210
Inglewood, Calif. (Downey HS) // Saddleback College

2022 GAME-BY-GAME

	RUSHING				RECEIVING			
	ATT	YDS	TD	LNG	REC	YDS	TD	LNG
at Colorado	4	49	1	43	0	0	0	0
vs Tarleton	6	7	0	3	0	0	0	0
at SMU	6	64	2	63	1	18	0	18
vs Oklahoma	8	62	1	36	0	0	0	0
at Kansas	3	2	0	2	0	0	0	0
vs Oklahoma St.	9	62	0	16	2	10	0	5
vs Kansas St.	8	43	0	12	2	3	0	3
at West Virginia	6	10	0	5	1	10	0	10

CAREER STATS

RUSHING	G	ATT	YDS	TD	LNG	AVG
2018	13	57	224	0	22	3.9
2019	4	18	65	0	20	3.6
2020	8	46	199	0	22	4.3
2021	11	96	421	4	35	4.4
2022	8	50	299	4	63	6.0
TOTALS	44	267	1,233	8	63	4.6

SINGLE-GAME CAREER HIGHS

Rush Attempts: 19, vs Baylor (11/06/21)
 Rush Yards: 115, at Oklahoma State (11/13/21)
 Long Rush: 63, at SMU (09/24/22)
 Rush TDs: 2, at SMU (09/24/22)
 Receptions: 5, vs Iowa State (09/26/20)
 Receiving Yards: 66, at West Virginia (11/14/20)
 Long Reception: 52, at West Virginia (11/14/20)

**GEORGE
ELLIS II**

93

DEFENSIVE TACKLE // SR // 6-2 // 290
Miramar, Fla. (American Heritage HS)

2022 GAME-BY-GAME

	S-A-T	TFL	SACK	FF-FR	INT	QBH	PBU
at Colorado	0-0-0	0.0	0.0	0-0	0	0	0
vs Tarleton	2-1-3	2.0	0.0	0-0	0	0	0
at SMU	1-0-1	0.0	0.0	0-0	0	0	0
vs Oklahoma	0-1-1	0.0	0.0	0-0	0	0	0
at Kansas	2-1-3	0.0	0.0	0-0	0	0	0
vs Oklahoma St.	0-1-1	0.0	0.0	0-0	0	0	0
vs Kansas St.	1-0-1	0.0	0.0	0-0	0	1	0
at West Virginia	0-0-0	0.0	0.0	0-0	0	0	0

CAREER STATS

DEFENSE	S-A-T	TFL	SACK	INT	PBU	FF-FR
2018	5-4-9	2.0	0.0	0	0	0-0
2020	3-8-11	0.0	0.0	0	0	0-0
2021	1-0-1	0.0	0.0	0	0	0-0
2022	6-4-10	2.0	0.0	0	0	0-0
TOTALS	15-16-31	4.0	0.0	0	0	0-0

SINGLE-GAME CAREER HIGHS

Total Tackles: 3, (x5) last at Kansas (10/08/22)
 Tackles for Loss: 2, vs Tarleton (09/10/21)

**MAX
DUGGAN**

15

QUARTERBACK // SR // 6-2 // 210
Council Bluffs, Iowa (Lewis Central HS)

2022 GAME-BY-GAME

	PASSING				RUSHING			
	C-A	PCT	YDS	TD	LNG	ATT	YDS	TD
at Colorado	2-3	.667	27	0	20	3	41	0
vs Tarleton	23-29	.793	390	5	44	5	3	0
at SMU	22-29	.759	278	3	80	10	-11	0
vs Oklahoma	23-33	.697	302	3	73	5	116	2
at Kansas	23-33	.697	308	3	53	9	55	1
vs Oklahoma St.	23-40	.575	286	2	48	11	57	1
vs Kansas St.	17-26	.654	280	3	65	15	13	0
vs West Virginia	16-28	.571	341	3	71	6	2	0

CAREER STATS

PASS/RUSH	G	C-A	PCT	YDS	TD	ATT	YDS	TD
2019	12	181	.339	.534	2077	15	130	555
2020	10	146	.240	.608	1795	10	116	526
2021	10	145	.227	.639	2048	16	105	352
2022	8	149	.221	.674	2212	22	64	276
TOTALS	40	621	.1027	.604	8132	63	415	1709

SINGLE-GAME CAREER HIGHS

Pass Attempts: 42, at Texas Tech (11/16/19)
 Pass Completions: 25, (2x) last vs Oklahoma (10/24/20)
 Pass Yards: 390, vs Tarleton (09/10/22)
 Pass TDs: 5, vs Tarleton (09/10/22)
 Long Pass: 80, at SMU (09/24/22)
 Rush Attempts: 19, (2x) last vs Cal (09/11/21)
 Rush Yards: 154, vs Texas Tech (11/07/20)
 Rush TDs: 3, vs Texas Tech (11/07/20)
 Long Rush: 81, vs Texas Tech (11/07/20)

**JOSH
FOSTER**

15

SAFETY // SR // 6-2 // 200
Newton, Texas (Newton HS)

2022 GAME-BY-GAME

	S-A-T	TFL	SACK	FF-FR	INT	QBH	PBU
at Colorado	1-1-2	0.0	0.0	0-0	0	0	0
vs Tarleton	0-0-0	0.0	0.0	0-0	0	0	0
at SMU	0-0-0	0.0	0.0	0-0	0	0	0
vs Oklahoma	4-2-6	0.0	0.0	0-0	0	0	0
at Kansas	7-0-7	1.0	0.0	0-0	0	0	1
vs Oklahoma St.	2-1-3	0.0	0.0	0-0	0	0	0
vs Kansas St.	0-0-0	0.0	0.0	0-0	0	0	0
at West Virginia	5-2-7	0.0	0.0	0-0	0	0	0

CAREER STATS

DEFENSE	G	S-A-T	TFL	SACK	INT	PBU	FF-FR
2019	12	4-2-6	0.0	0.0	0	0	0-0
2020	10	11-0-11	0.0	0.0	1	1	0-0
2021	11	24-13-37	0.5	0.0	0	0	0-0
2022	8	19-6-25	1.0	0.0	0	1	0-0
TOTALS	42	60-23-83	1.5	0.0	1	2	0-0

SINGLE-GAME CAREER HIGHS

Total Tackles: 9, at Oklahoma State (11/13/21)
 Solo Tackles: 7, at Kansas (10/08/22)
 Tackles for Loss: 1, at Kansas (10/08/22)
 Interceptions: 1, vs Kansas State (10/10/20)

2022 PLAYER PROFILES



CALEB FOX 90
DEFENSIVE END // JR // 6-3 // 295
The Woodlands, Texas (The Woodlands HS) // SFA

2022 GAME-BY-GAME

	S-A-T	TFL	SACK	FF-FR	INT	QBH	PBU
at Colorado	0-2-2	0.0	0.0	0-0	0	0	0
vs Tarleton	0-2-2	0.0	0.0	0-0	0	0	0
at SMU	0-1-1	0.0	0.0	0-0	0	0	0
vs Oklahoma	0-4-4	1.0	0.0	0-0	0	0	0
at Kansas	0-0-0	0.0	0.0	0-0	0	0	0
vs Oklahoma St.	0-4-4	0.0	0.0	0-0	0	0	0
vs Kansas St.	1-0-1	0.0	0.0	0-0	0	0	0
at West Virginia	2-0-2	0.0	0.0	0-0	0	0	0

CAREER STATS

DEFENSE	S-A-T	TFL	SACK	INT	PBU	FF-FR
2020 (SFA)	7-10-17	7.0	2.5	0	0	0-0
2021 (SFA)	7-14-21	3.0	2.0	0	0	0-0
2022	3-13-16	1.0	0.0	0	0	0-0
TOTALS	17-37-54	11.0	4.5	0	0	0-0

SINGLE-GAME CAREER HIGHS

Total Tackles: 6, vs Lamar (11/20/21)
Tackles for Loss: 3.0, vs Angelo State (10/24/20)
Sacks: 1.5, vs Lamar (11/20/21)



JOHNNY HODGES 57
LINEBACKER // JR // 6-2 // 240
Darnestown, MD (Quince Orchard HS) // Navy

2022 GAME-BY-GAME

	S-A-T	TFL	SACK	FF-FR	INT	QBH	PBU
at Colorado	1-3-4	0.0	0.0	0-0	0	0	0
vs Tarleton	1-3-4	0.5	0.0	0-0	0	0	0
at SMU	4-3-7	2.0	1.0	0-0	0	0	0
vs Oklahoma	5-5-10	0.5	0.5	0-0	0	0	0
at Kansas	2-0-2	1.0	0.0	0-0	0	0	0
vs Oklahoma St.	3-7-10	0.0	0.0	0-0	0	1	0
vs Kansas St.	3-0-3	0.0	0.0	0-0	0	0	0
at West Virginia	5-2-7	0.0	0.0	0-0	0	0	1

CAREER STATS

DEFENSE	S-A-T	TFL	SACK	INT	PBU	FF-FR
2020 (Navy)	5-8-13	1.0	1.0	0	0	0-0
2021 (Navy)	22-28-50	3.0	1.0	1	4	1-0
2022	23-24-47	4.0	1.5	0	1	0-0
TOTALS	50-60-110	8.0	2.5	1	5	1-0

SINGLE-GAME CAREER HIGHS

Total Tackles: 14, vs SMU (10/09/21)
Solo Tackles: 5, vs Oklahoma (10/01/22)
Tackles for Loss: 2.0, vs SMU (09/24/22)
Sacks: 1.0, (x2) last at SMU (09/24/22)
Pass Breakups: 2, vs Marshall (09/04/21)



GUNNAR HENDERSON 27
WIDE RECEIVER // SR // 5-9 // 180
McAllen, Texas (McAllen HS) // Incarnate Word

2022 GAME-BY-GAME

	REC	YDS	TD	LNG
at Colorado	0	0	0	0
vs Tarleton	2	56	0	39
at SMU	3	31	0	15
vs Oklahoma	1	62	1	62
at Kansas	0	0	0	0
vs Oklahoma St.	0	0	0	0
vs Kansas St.	0	0	0	0
at West Virginia	0	0	0	0

CAREER STATS

RECEIVING	REC	YDS	TD	LNG	AVG
2018 (IIV)	2	15	0	13	7.5
2019 (IIV)	8	95	0	31	11.9
2021	2	12	0	7	6.0
2022	8	149	1	62	24.8
TOTALS	20	271	1	62	15.0

SINGLE-GAME CAREER HIGHS

Receptions: 3, at SMU (09/24/22)
Receiving Yards: 62, vs Oklahoma (10/01/22)
Receiving TDs: 1, vs Oklahoma (10/01/22)
Long Reception: 62, vs Oklahoma (10/01/22)



TRE'VIUS HODGES-TOMLINSON 1
CORNERBACK // SR // 5-9 // 180
Waco, Texas (Midway HS)

2022 GAME-BY-GAME

	S-A-T	TFL	SACK	FF-FR	INT	QBH	PBU
at Colorado	3-0-3	0.0	0.0	0-0	0	0	0
vs Tarleton	1-0-1	0.0	0.0	0-0	0	0	1
at SMU	5-1-6	0.0	0.0	0-0	0	0	0
vs Oklahoma	1-1-2	0.0	0.0	0-0	0	0	2
at Kansas	6-0-6	0.0	0.0	0-0	0	0	0
vs Oklahoma St.	2-1-3	0.0	0.0	0-0	0	0	0
vs Kansas St.	4-0-4	1.0	0.0	0-0	1	0	0
at West Virginia	3-1-4	0.0	0.0	1-0	0	0	0

CAREER STATS

DEFENSE	G	S-A-T	TFL	SACK	INT	PBU	FF-FR
2019	12	7-1-8	0.0	0.0	0	1	0-0
2020	10	14-12-26	0.0	0.0	0	13	0-0
2021	12	32-9-41	2.0	0.0	2	9	2-0
2022	8	25-4-29	1.0	0.0	1	3	1-0
TOTALS	42	78-26-104	3.0	0.0	3	26	3-0

SINGLE-GAME CAREER HIGHS

Total Tackles: 9, vs Texas (10/02/21)
Solo Tackles: 6, (4x) last at Kansas (10/08/22)
Tackles for Loss: 2.0, vs SMU (09/25/21)
Pass Breakups: 3, (4x) last vs Oklahoma State (12/05/20)
Interceptions: 1, (3x) last vs Kansas State (10/22/22)



JAMOI HODGE 6
LINEBACKER // JR // 6-2 // 245
Winston-Salem, N.C. (Reynolds HS) // Independence CC

2022 GAME-BY-GAME

	S-A-T	TFL	SACK	FF-FR	INT	QBH	PBU
at Colorado	4-1-5	0.0	0.0	0-0	0	0	0
vs Tarleton	3-2-5	0.0	0.0	0-0	0	0	0
at SMU	1-2-3	0.5	0.5	0-0	0	0	0
vs Oklahoma	0-2-2	0.0	0.0	0-0	0	0	0
at Kansas	5-2-7	1.0	1.0	0-0	1	0	0
vs Oklahoma St.	2-6-8	1.5	1.0	0-0	0	0	0
vs Kansas St.	1-3-4	0.5	0.0	0-0	0	0	0
at West Virginia	9-4-13	1.5	0.5	0-0	0	0	1

CAREER STATS

DEFENSE	G	S-A-T	TFL	SACK	INT	PBU	FF-FR
2020	2	0-0-0	0.0	0.0	0	0	0-0
2021	11	34-24-58	3.5	1.0	0	1	0-0
2022	8	24-23-47	5.0	3.0	1	1	0-0
TOTALS	22	58-47-105	8.5	4.0	1	2	0-0

SINGLE-GAME CAREER HIGHS

Total Tackles: 13, at West Virginia (10/29/22)
Solo Tackles: 9, at West Virginia (10/29/22)
Tackles for Loss: 2, at West Virginia (10/29/22)
Sacks: 1.0, (2x) last at West Virginia (10/29/22)
Pass Breakups: 1, (2x) last at West Virginia (10/29/22)
Interceptions: 1, at Kansas (10/08/22)



DYLAN HORTON 98
DEFENSIVE END // SR // 6-4 // 275
Frisco, Texas (Frisco HS) // New Mexico

2022 GAME-BY-GAME

	S-A-T	TFL	SACK	FF-FR	INT	QBH	PBU
at Colorado	0-1-1	0.0	0.0	0-0	0	0	0
vs Tarleton	1-1-2	0.5	0.0	0-0	0	0	0
at SMU	3-1-4	0.0	0.0	0-0	0	0	0
vs Oklahoma	3-1-4	0.0	0.0	0-0	0	0	0
at Kansas	0-0-0	0.0	0.0	0-0	0	0	0
vs Oklahoma St.	1-1-2	1.0	0.0	0-0	0	0	2
vs Kansas St.	0-1-1	0.0	0.0	0-0	0	1	0
at West Virginia	4-1-5	2.0	2.0	0-0	0	0	0

CAREER STATS

DEFENSE	G	S-A-T	TFL	SACK	INT	PBU	FF-FR
2018 (UNM)	12	7-6-13	1.5	1.0	0	0	0-0
2019 (UNM)	5	13-10-23	2.5	1.5	0	1	0-0
2020	8	4-4-8	1.0	1.0	0	0	1-0
2021	12	34-18-52	9.0	4.0	0	0	0-0
2022	8	12-7-19	3.5	2.0	0	3	0-0
TOTALS	45	71-48-119	17.5	9.5	0	4	1-0

SINGLE-GAME CAREER HIGHS

Total Tackles: 9, vs Texas (10/02/21)
Solo Tackles: 6, vs West Virginia (10/23/21)
Tackles for Loss: 2.0, (3x) last at West Virginia (10/29/22)
Sacks: 2.0, (2x) last at West Virginia (10/29/22)

2022 PLAYER PROFILES

**JORDAN HUDSON**

7

WIDE RECEIVER // FR // 6-1 // 190
Garland, Texas (Garland HS)

2022 GAME-BY-GAME

RECEIVING	REC	YDS	TD	LNG
at Colorado	1	8	0	8
vs Tarleton	5	76	1	31
at SMU	1	18	0	18
vs Oklahoma	1	10	0	10
at Kansas	0	0	0	0
vs Oklahoma St.	0	0	0	0
vs Kansas St.	0	0	0	0
at West Virginia	0	0	0	0

CAREER STATS

RECEIVING	REC	YDS	TD	LNG	AVG
2022	8	112	1	31	14.0
TOTALS	8	112	1	31	14.0

SINGLE-GAME CAREER HIGHS

Receptions: 5, vs Tarleton (09/10/22)
 Receiving Yards: 76, vs Tarleton (09/10/22)
 Long Reception: 31, vs Tarleton (9/10/22)

**SAM JACKSON**

16

QUARTERBACK // FR // 5-11 // 185
Naperville, IL (Naperville Central HS)

2022 GAME-BY-GAME

	PASSING				RUSHING			
	C-A	PCT	YDS	TD	LNG	ATT	YDS	TD
at Colorado	0-0	.00	0	0	0	3	44	1
vs Tarleton	4-4	100.0	58	0	39	3	25	1
at SMU	DNP	-	-	-	-	-	-	-
vs Oklahoma	1-1	100.0	5	0	5	3	-5	0
at Kansas	DNP	-	-	-	-	-	-	-
vs Oklahoma St.	0-0	.00	0	0	0	0	0	0
vs Kansas St.	DNP	-	-	-	-	-	-	-
at West Virginia	DNP	-	-	-	-	-	-	-

CAREER STATS

PASS/RUSH	C-A	PCT	YDS	TD	ATT	YDS	TD
2021	1-1	100.0	62	0	6	15	0
2022	5-5	100.0	63	2	9	64	2
TOTALS	6-6	100.0	125	2	15	79	2

SINGLE-GAME CAREER HIGHS

Rush TDs: 1, (x2) last vs Tarleton (09/10/22)
 Long Rush: 32, at Colorado (09/02/22)

**QUENTIN JOHNSTON**

1

WIDE RECEIVER // JR // 6-4 // 215
Temple, Texas (Temple HS)

2022 GAME-BY-GAME

RECEIVING	REC	YDS	TD	LNG
at Colorado	3	22	0	14
vs Tarleton	2	22	0	12
at SMU	3	29	0	18
vs Oklahoma	4	41	0	17
at Kansas	14	206	1	53
vs Oklahoma St.	8	180	1	48
vs Kansas St.	4	74	1	55
at West Virginia	4	76	1	55

CAREER STATS

RECEIVING	G	REC	YDS	TD	LNG	AVG
2020	9	22	487	2	76	22.1
2021	9	33	612	6	75	18.6
2022	8	42	650	4	55	15.5
TOTALS	26	97	1771	12	76	18.3

SINGLE-GAME CAREER HIGHS

Receptions: 14, at Kansas (10/08/22)
 Receiving Yards: 206, at Kansas (10/08/22)
 Long Reception: 76, vs Louisiana Tech (12/12/20)
 Receiving TDs: 3, at Oklahoma (10/16/21)
 Rush Yards: 8, at Oklahoma State (11/13/21)
 Long Rush: 8, at Oklahoma State (11/13/21)
 Rush TDs: 1, (2x) last vs Louisiana Tech (12/12/20)

**GRIFFIN KELL**

39

PLACE KICKER // SR // 6-0 // 193
Arlington, Texas (Arlington HS)

2022 GAME-BY-GAME

	FG	PCT	BLK	LNG	PAT	PCT	PTS
at Colorado	1-1	1.000	0	33	5-5	1.000	8
vs Tarleton	DNP	-	-	-	-	-	-
at SMU	0-0	.000	0	0	6-6	1.000	6
vs Oklahoma	0-0	.000	0	0	7-8	1.000	7
at Kansas	1-1	1.000	0	39	5-5	1.000	8
vs Oklahoma St.	3-3	1.000	0	47	4-4	1.000	13
vs Kansas St.	1-1	1.000	0	43	5-5	1.000	8
at West Virginia	2-2	1.000	0	46	5-5	1.000	11

CAREER STATS

KICKING	G	FG	PCT	BLK	LNG	PAT	PCT	PTS
2019	11	3-4	.750	0	52	1-1	1.000	10
2020	10	12-17	.706	4	49	36-37	.973	72
2021	12	14-18	.777	1	48	42-42	1.000	84
2022	7	8-8	1.000	0	47	37-38	.974	61
TOTALS	40	37-47	.787	5	52	116-118	.983	227

SINGLE-GAME CAREER HIGHS

Field Goals Made: 4, at Texas (10/03/20)
 Field Goal Attempts: 5, vs Baylor (11/06/21)
 Field Goal Long: 52, vs Texas (10/26/19)
 Kick PATs: 8, at Kansas (11/28/20)
 Points Scored: 15, at Texas (10/03/20)

**KENDRE MILLER**

33

RUNNING BACK // JR // 6-0 // 220
Mount Enterprise, Texas (Mount Enterprise HS)

2022 GAME-BY-GAME

	RUSHING				RECEIVING			
	ATT	YDS	TD	LNG	REC	YDS	TD	LNG
at Colorado	8	52	1	22	1	1	0	1
vs Tarleton	13	56	1	14	1	21	0	21
at SMU	17	142	1	35	1	10	0	10
vs Oklahoma	13	136	2	69	1	3	0	3
at Kansas	18	88	1	17	2	5	0	7
vs Oklahoma St.	22	104	2	21	1	17	0	17
vs Kansas St.	29	153	2	48	1	18	0	18
at West Virginia	12	120	1	51	1	-1	0	0

CAREER STATS

RUSHING	G	ATT	YDS	TD	LNG	AVG
2020	9	54	388	2	89	7.2
2021	10	83	623	7	75	7.5
2022	8	132	851	11	69	6.4
TOTALS	27	269	1,862	20	89	6.9

SINGLE-GAME CAREER HIGHS

Rush Attempts: 29, vs Kansas State (10/22/22)
 Rush Yards: 185, at Texas Tech (10/09/21)
 Long Rush: 89, vs Louisiana Tech (12/12/20)
 Rush TDs: 3, at Texas Tech (10/09/21)
 Receptions: 4, (2x) last at Kansas State (10/30/21)
 Receiving Yards: 56, at Oklahoma (10/16/21)
 Long Reception: 53, at Oklahoma (10/16/21)
 Receiving TDs: 1, at Oklahoma (10/16/21)

**TYMON MITCHELL**

91

DEFENSIVE TACKLE // JR // 6-3 // 315
Nashville, Tn (Franklin Road) // Georgia

2022 GAME-BY-GAME

	S-A-T	TFL	SACK	FF-FR	INT	QBH	PBU
at Colorado	1-0-1	0.0	0.0	0-0	0	0	0
vs Tarleton	1-1-2	0.0	0.0	0-0	0	0	0
at SMU	1-1-2	1.0	1.0	0-0	0	0	0
vs Oklahoma	1-3-4	1.5	1.0	0-0	0	0	0
at Kansas	0-0-0	0.0	0.0	0-0	0	0	0
vs Oklahoma St.	0-1-1	0.0	0.0	0-0	0	0	0
vs Kansas St.	1-0-1	0.0	0.0	0-0	0	0	0
at West Virginia	0-1-1	0.0	0.0	0-0	0	0	0

CAREER STATS

DEFENSE	S-A-T	TFL	SACK	INT	PBU	FF-FR
2019 (UGA)	1-3-4	0.0	0.0	0	0	0-0
2020 (UGA)	0-1-1	0.0	0.0	0	0	0-0
2021 (UGA)	2-4-6	0.0	0.0	0	0	0-0
2022	5-7-12	2.5	2.0	0	0	0-0
TOTALS	8-15-23	2.5	2.0	0	0	0-0

SINGLE-GAME CAREER HIGHS

Total Tackles: 4, vs Arkansas State (09/14/19)
 Tackles for Loss: 1.5, vs Oklahoma (10/01/22)
 Sacks: 1, at SMU (09/24/22)

2022 PLAYER PROFILES

**CHANDLER MORRIS**

2

QUARTERBACK // SO // 6-0 // 195
Highland Park, Texas (Highland Park HS) // Oklahoma

2022 GAME-BY-GAME


	PASSING				RUSHING			
	C-A	PCT	YDS	TD	LNG	ATT	YDS	TD
at Colorado	13-20	.650	111	0	20	4	18	0
vs Tarleton	DNP	-	-	-	-	-	-	-
at SMU	DNP	-	-	-	-	-	-	-
vs Oklahoma	DNP	-	-	-	-	-	-	-
at Kansas	DNP	-	-	-	-	-	-	-
vs Oklahoma St.	DNP	-	-	-	-	-	-	-
vs Kansas St.	DNP	-	-	-	-	-	-	-
at West Virginia	DNP	-	-	-	-	-	-	-

CAREER STATS

PASS/RUSH	G	C-A	PCT	YDS	TD	ATT	YDS	TD
2020 (OU)	5	3-5	.600	39	0	5	44	2
2021	4	50-76	.657	695	3	25	83	1
2022	1	13-20	.650	111	0	4	18	0
TOTALS	10	66-101	.653	845	3	34	145	3

SINGLE-GAME CAREER HIGHS

Pass Attempts: 41, vs Baylor (11/06/21)
 Pass Completions: 29, vs Baylor (11/06/21)
 Pass Yards: 461, vs Baylor (11/06/21)
 Long Pass: 63, vs Baylor (11/06/21)
 Pass TDs: 2, vs Baylor (11/06/21)
 Rush Attempts: 11, vs Baylor (11/06/21)
 Rush Yards: 70, vs Baylor (11/06/21)
 Long Rush: 26, vs Baylor (11/06/21)
 Rush TDs: 1 (3x), last vs Baylor (11/06/21)

**NAMDI OBIAZOR**

4

SAFETY // JR // 6-3 // 210
Eden Prairie, Minn (Eden Prairie HS)

2022 GAME-BY-GAME

	S-A-T	TFL	SACK	FF-FR	INT	QBH	PBU
at Colorado	4-1-5	0.0	0.0	0-0	0	0	0
vs Tarleton	2-0-2	0.0	0.0	0-0	0	0	0
at SMU	1-0-1	0.0	0.0	0-0	0	0	0
vs Oklahoma	2-3-5	0.0	0.0	0-0	0	0	0
at Kansas	1-1-2	0.0	0.0	0-0	0	0	0
vs Oklahoma St.	2-5-7	0.0	0.0	0-0	0	0	0
vs Kansas St.	4-3-7	0.0	0.0	0-0	0	0	1
at West Virginia	2-1-3	0.0	0.0	0-0	0	0	0

CAREER STATS

DEFENSE	S-A-T	TFL	SACK	INT	PBU	FF-FR
2022	18-14-32	0.0	0.0	0	1	0-0
TOTALS	18-14-32	0.0	0.0	0	1	0-0

SINGLE-GAME CAREER HIGHS

Total Tackles: 7, vs Oklahoma State (10/15/22)
 Solo Tackles: 4, at Colorado (09/02/22)
 Pass Breakups: 1, vs Kansas State (10/22/22)

**JOSH NEWTON**

24

CORNERBACK // JR // 6-0 // 195
Monroe, La. (Ouachita Parish HS) // ULM

2022 GAME-BY-GAME

	S-A-T	TFL	SACK	FF-FR	INT	QBH	PBU
at Colorado	2-0-2	1.0	0.0	0-0	0	0	0
vs Tarleton	2-0-2	0.0	0.0	0-0	1	0	1
at SMU	2-0-2	1.0	0.0	0-0	1	0	1
vs Oklahoma	2-0-2	0.0	0.0	0-0	0	0	0
at Kansas	2-1-3	0.0	0.0	0-0	0	0	0
vs Oklahoma St.	2-2-4	0.0	0.0	0-0	0	0	2
vs Kansas St.	1-1-2	0.0	0.0	0-0	0	0	0
at West Virginia	1-1-2	0.0	0.0	0-0	0	0	0

CAREER STATS

DEFENSE	S-A-T	TFL	SACK	INT	PBU	FF-FR
2019 (ULM)	14-6-20	0.0	0.0	0	2	0-0
2020 (ULM)	11-5-16	0.5	0.0	1	5	0-0
2021 (ULM)	28-20-48	5.0	0.0	2	8	0-0
2022	14-5-19	2.0	0.0	2	4	0-0
TOTALS	67-36-103	7.5	0.0	5	19	0-0

SINGLE-GAME CAREER HIGHS

Total Tackles: 6, at Texas State (11/06/21)
 Solo Tackles: 4, at LSU (11/20/21)
 Tackles for Loss: 1.0, (7x) last at SMU (09/24/22)
 Pass Breakups: 3, vs South Alabama (10/23/21)
 Interceptions: 1, (5x) last at SMU (09/24/22)

**MARK PERRY**

3

SAFETY // JR // 6-0 // 215
Rancho Cucamonga, Ca (Rancho Cu. HS) // Colorado

2022 GAME-BY-GAME

	S-A-T	TFL	SACK	FF-FR	INT	QBH	PBU
at Colorado	4-0-4	0.0	0.0	0-0	0	0	0
vs Tarleton	2-0-2	0.0	0.0	0-0	0	0	0
at SMU	5-4-9	1.0	0.0	0-0	0	0	0
vs Oklahoma	3-2-5	1.5	0.0	0-0	0	0	0
at Kansas	6-2-8	0.0	0.0	0-0	0	0	0
vs Oklahoma St.	4-1-5	0.0	0.0	0-0	0	0	0
vs Kansas St.	6-1-7	0.0	0.0	0-0	0	0	1
at West Virginia	4-3-7	0.0	0.0	0-0	0	0	0

CAREER STATS

DEFENSE	S-A-T	TFL	SACK	INT	PBU	FF-FR
2019 (Colorado)	14-2-16	4.0	2.0	0	1	0-0
2020 (Colorado)	7-2-9	0.0	0.0	0	0	0-0
2021 (Colorado)	42-24-66	2.0	0.0	3	3	0-0
2022	34-13-47	2.5	0.0	0	1	0-0
TOTALS	97-41-138	8.5	2.0	3	5	0-0

SINGLE-GAME CAREER HIGHS

Total Tackles: 11, vs USC (10/02/21)
 Tackles for Loss: 1.5, vs Oklahoma (10/01/22)
 Pass Breakups: 1, (5x) last vs Kansas State (10/22/22)
 Interceptions: 1, (3x) last at Utah (11/26/21)

**BLAKE NOWELL**

87

WIDE RECEIVER // SO // 6-4 // 205
Ardmore, Ok. (Plainview HS)

2022 GAME-BY-GAME

	REC	YDS	TD	LNG
at Colorado	1	9	0	9
vs Tarleton	3	60	0	44
at SMU	0	0	0	0
vs Oklahoma	0	0	0	0
at Kansas	0	0	0	0
vs Oklahoma St.	0	0	0	0
vs Kansas St.	0	0	0	0
at West Virginia	0	0	0	0

CAREER STATS

RECEIVING	REC	YDS	TD	LNG	AVG
2021	3	34	1	20	11.3
2022	4	69	0	44	17.3
TOTALS	7	103	1	44	14.7

SINGLE-GAME CAREER HIGHS

Receiving TDs: 1, at Duquesne (09/04/21)
 Long Reception: 44, vs Tarleton (09/10/22)

**D'ANDRE RODGERS**

80

TIGHT END // FR // 6-4 // 240
Sammamish, Wa. (Eastside Catholic HS)

2022 GAME-BY-GAME

	REC	YDS	TD	LNG
at Colorado	0	0	0	0
vs Tarleton	0	0	0	0
at SMU	0	0	0	0
vs Oklahoma	0	0	0	0
at Kansas	0	0	0	0
vs Oklahoma St.	0	0	0	0
vs Kansas St.	0	0	0	0
at West Virginia	0	0	0	0

CAREER STATS

RECEIVING	REC	YDS	TD	LNG	AVG
2022	0	0	0	0	0
TOTALS	0	0	0	0	0

2022 PLAYER PROFILES

**JORDY SANDY** 31PUNTER // SR // 6-3 // 218
Traralgon, Australia (ProKick Australia)

2022 GAME-BY-GAME

	ATT	YDS	AVG	LNG	TB	FC	I20	50+
at Colorado	3	124	41.3	47	0	2	2	0
vs Tarleton	1	37	37.0	37	0	1	1	0
at SMU	4	150	37.5	53	0	0	2	1
vs Oklahoma	5	192	38.4	44	0	4	1	0
at Kansas	4	181	45.2	59	1	3	1	1
vs Oklahoma St.	6	250	41.6	48	0	5	1	0
vs Kansas St.	3	110	36.6	41	1	1	0	0
at West Virginia	2	65	32.5	35	1	0	0	0

CAREER STATS

	PUNTING	ATT	YDS	LNG	AVG	TB	FC	I20	50+
2019	61	2340	55	38.4	5	25	25	9	
2020	57	2337	55	41.0	3	36	24	8	
2021	43	1861	64	43.6	3	25	13	8	
2022	28	1109	59	39.6	3	16	8	2	
TOTALS	189	7,647	64	40.5	14	102	70	27	

SINGLE-GAME CAREER HIGHS

Long Punt: 64, vs Cal (09/11/21)
 Punts Inside 20: 5, vs Baylor (11/09/19)
 Punts 50+ Yards: 4, at Oklahoma (11/23/19)

**LWAL UGUAK** 96DEFENSIVE LINE // SR // 6-5 // 271
Edmonton, Alberta (Harry Ainlay HS) // UConn

2022 GAME-BY-GAME

	S-A-T	TFL	SACK	FF-FR	INT	QBH	PBU
at Colorado	0-0-0	0.0	0.0	0-0	0	0	0
vs Tarleton	1-2-3	0.0	0.0	0-0	0	0	0
at SMU	1-0-1	0.0	0.0	0-0	0	0	0
vs Oklahoma	1-1-2	0.0	0.0	0-0	0	0	0
at Kansas	0-0-0	0.0	0.0	0-0	0	0	0
vs Oklahoma St.	0-0-0	0.0	0.0	0-0	0	0	0
vs Kansas St.	0-0-0	0.0	0.0	0-0	0	0	0
at West Virginia	0-1-1	0.5	0.5	0-1	0	0	0

CAREER STATS

	DEFENSE	G	S-A-T	TFL	SACK	INT	PBU	FF-FR
2018 (UConn)	5-11-16	1.5	0.0	0	2	1-0		
2019 (UConn)	11-8-19	4.0	4.0	0	0	0-0		
2021 (UConn)	15-19-34	3.5	0.0	0	2	0-0		
2022	3-4-7	0.5	0.5	0	0	0-1		
TOTALS	34-42-76	9.5	4.5	0	4	1-1		

SINGLE-GAME CAREER HIGHS

Total Tackles: 7, vs Holy Cross (09/04/21)
 Sacks: 2, vs Wagner (08/29/19)

**GEOR'QUARIUS SPIVEY** 12TIGHT END // SR // 6-5 // 245
Monroe, La. (Richwood HS) // Mississippi State

2022 GAME-BY-GAME


	RECEIVING	REC	YDS	TD	LNG
at Colorado	1	20	0	20	
vs Tarleton	1	23	0	23	
at SMU	1	3	0	3	
vs Oklahoma	0	0	0	0	
at Kansas	1	10	0	10	
vs Oklahoma St.	0	0	0	0	
vs Kansas St.	1	16	0	16	
at West Virginia	0	0	0	0	

CAREER STATS

	RECEIVING	G	REC	YDS	TD	LNG	AVG
2018 (at Mississippi State)	3	0	0	0	0	0.00	
2019 (at Mississippi State)	13	3	32	0	13	10.67	
2020 (at Mississippi State)	11	11	121	0	41	11.00	
2021	9	3	9	0	7	3.0	
2022	8	5	72	0	23	14.4	
TOTALS	44	21	231	0	41	11.0	

SINGLE-GAME CAREER HIGHS

Receptions: 5, at Ole Miss (11/28/20)
 Receiving Yards: 97, at Ole Miss (11/28/20)
 Long Reception: 41, at Ole Miss (11/28/20)

**JARED WILEY** 19TIGHT END // SR // 6-7 // 255
Temple, Texas (Temple HS) // Texas

2022 GAME-BY-GAME

	RECEIVING	ATT	YDS	TD	LNG
at Colorado	2	13	0	13	
vs Tarleton	1	6	1	6	
at SMU	2	20	1	12	
vs Oklahoma	0	0	0	0	
at Kansas	0	0	0	0	
vs Oklahoma St.	2	23	1	13	
vs Kansas St.	5	74	1	30	
at West Virginia	0	0	0	0	

CAREER STATS

	RECEIVING	REC	YDS	TD	LNG	AVG
2019 (Texas)	1	15	0	15	15.0	
2020 (Texas)	9	156	1	52	18.4	
2021 (Texas)	9	67	2	20	7.4	
2022	12	136	4	30	11.3	
TOTALS	31	374	7	52	12.0	

SINGLE-GAME CAREER HIGHS

Receptions: 3, vs Rice (09/18/21)
 Receiving Yards: 70, vs Baylor (10/24/21)
 Receiving TD's: 1, (x6) last vs Oklahoma State (10/15/22)

**KEE'YON STEWART** 2CORNERBACK // JR // 6-0 // 185
Houston, Texas (North Shore HS)

2022 GAME-BY-GAME

	S-A-T	TFL	SACK	FF-FR	INT	QBH	PBU
at Colorado	0-1-1	0.0	0.0	0-0	0	0	2
vs Tarleton	1-0-1	0.0	0.0	0-0	0	0	1
at SMU	6-0-6	0.0	0.0	0-0	0	0	1
vs Oklahoma	DNP	-	-	-	-	-	-
at Kansas	1-0-1	0.0	0.0	0	0	0	0
vs Oklahoma St.	0-0-0	0.0	0.0	0	0	0	0
vs Kansas St.	0-0-0	0.0	0.0	0	0	0	0
at West Virginia	1-0-1	0.0	0.0	0	0	0	0

CAREER STATS

	DEFENSE	G	S-A-T	TFL	SACK	INT	PBU	FF-FR
2019	14-4-18	0.0	0.0	0	4	0-0		
2020	6-3-9	0.0	1.0	0	1	0-0		
2021	5-0-5	0.0	0.0	1	1	0-0		
2022	9-1-10	0.0	0.0	0	3	0-0		
TOTALS	34-8-42	0.0	1.0	2	9	0-0		

SINGLE-GAME CAREER HIGHS

Total Tackles: 6, at SMU (09/24/22)
 Pass Breakups: 2, (x2) last at Colorado (09/02/22)
 Interceptions: 1, vs Baylor (11/06/21)

**DAMONIC WILLIAMS** 52DEFENSIVE LINE // FR // 6-2 // 320
Torrance, Ca. (Alemany HS)

2022 GAME-BY-GAME

	S-A-T	TFL	SACK	FF-FR	INT	QBH	PBU
at Colorado	1-2-3	1.0	1.0	0-0	0	0	0
vs Tarleton	1-0-1	0.0	0.0	0-0	0	0	0
at SMU	1-1-2	0.0	0.0	0-0	0	0	0
vs Oklahoma	0-2-2	0.5	0.5	0-0	0	0	0
at Kansas	1-0-1	0.0	0.0	0-0	0	0	0
vs Oklahoma St.	1-5-6	0.5	0.0	0-0	0	0	0
vs Kansas St.	2-1-3	1.5	0.0	1-0	0	0	0
at West Virginia	2-0-2	0.0	0.0	0-0	0	0	0

CAREER STATS

	DEFENSE	G	S-A-T	TFL	SACK	INT	PBU	FF-FR
2022	8	9-11-20	3.5	1.5	0	0	1-0	
TOTALS	8	9-11-20	3.5	1.5	0	0	1-0	

SINGLE-GAME CAREER HIGHS

Total Tackles: 6, vs Oklahoma State (10/15/22)
 Tackles for Loss: 1.5, vs Kansas State (10/22/22)
 Sacks: 1, at Colorado (09/02/22)
 Forced Fumbles: 1, vs Kansas State (10/22/22)

2022 PLAYER PROFILES



SAVION WILLIAMS 18
WIDE RECEIVER // JR // 6-5 // 215
Marshall, Texas (Marshall HS)

2022 GAME-BY-GAME

RECEIVING	ATT	YDS	TD	LNG
at Colorado	3	31	0	20
vs Tarleton	1	16	0	16
at SMU	3	44	1	22
vs Oklahoma	3	31	1	19
at Kansas	1	3	0	3
vs Oklahoma St.	3	19	0	8
vs Kansas St.	0	0	0	0
at West Virginia	3	97	1	57

CAREER STATS

RECEIVING	G	REC	YDS	TD	LNG	AVG
2020	7	1	8	0	8	8.0
2021	7	6	71	0	16	11.8
2022	8	17	241	3	57	14.2
TOTALS	22	24	320	3	57	13.3

SINGLE-GAME CAREER HIGHS

Receptions: 3, (5x) last at West Virginia (10/29/22)
Receiving Yards: 97, at West Virginia (10/29/22)
Receiving TDs: 1, (3x) last at West Virginia (10/29/22)
Long Reception: 57, at West Virginia (10/29/22)



DEE WINTERS 13
LINEBACKER // SR // 6-1 // 230
Brenham, Texas (Burton HS)

2022 GAME-BY-GAME

	S-A-T	TFL	SACK	FF-FR	INT	QBH	PBU
at Colorado	4-1-5	2.5	1.0	0-0	0	0	1
vs Tarleton	1-0-1	0.0	0.0	0-0	0	0	0
at SMU	2-3-5	0.5	0.5	0-0	0	0	0
vs Oklahoma	3-5-8	2.0	2.0	0-1	0	0	0
at Kansas	3-0-3	0.0	0.0	0-0	0	1	0
vs Oklahoma St.	3-4-7	2.0	1.0	0-0	0	0	0
vs Kansas St.	4-2-6	0.0	0.0	0-0	0	1	0
at West Virginia	1-3-4	0.0	0.0	0-0	0	0	0

CAREER STATS

DEFENSE	G	S-A-T	TFL	SACK	INT	PBU	FF-FR
2019	11	19-9-28	4.5	2.0	0	1	0-0
2020	10	40-25-65	9.5	2.0	0	2	0-1
2021	12	53-21-74	5.0	1.0	2	4	0-0
2022	8	20-19-39	7.0	4.5	0	1	0-1
TOTALS	41	132-74-206	26.0	9.5	2	8	0-2

SINGLE-GAME CAREER HIGHS

Total Tackles: 12, vs West Virginia (10/23/21)
Solo Tackles: 9, (2x) last vs West Virginia (10/23/21)
Tackles for Loss: 3.5, at Kansas (11/28/20)
Sacks: 2.0, vs Oklahoma (10/01/22)
Pass Breakups: 1, (3x) last at Baylor (10/31/20)
Interceptions: 1, (2x) last vs Kansas (11/20/21)

2022 GAME-BY-GAME RECAPS

GAME 1

Sept. 2, 2022 • Attendance: 47,868
Folsom Field • Boulder, Colo.



TCU (1-0)
COLORADO (0-1)

38
13

BOULDER, Colo. -- TCU shined in all three phases of the game to give Sonny Dykes a 38-13 victory over Colorado in his debut as the Horned Frogs' head coach on Friday night in Boulder Colo.

The start of the game was delayed 34 minutes due to weather.

Derius Davis tied KaVontae Turpin's TCU career record with his fourth punt return for a touchdown and scored on a 27-yard run.

TCU's defense set the tone early and came up big when it mattered most. Three of Colorado's opening four possessions saw its drive inside the TCU 20, but the Buffs were held to a pair of field goals. On the game's opening drive, TCU's 17-year-old true freshman nose tackle Dameron Williams combined with Jamoi Hodge on a stop for no gain when Colorado went for it with a rush on 4th-and-1 at the TCU 15.

Under first-year Defensive Coordinator Joe Gillespie, TCU's defense allowed just 348 yards. The Buffs were held to 273 yards and no touchdowns before a late 75-yard scoring drive against TCU reserves with 1:13 left in the game.

The 348 yards allowed were the fewest TCU has surrendered to a Power 5 opponent since Kansas was held to 268 on Nov. 28, 2020.

Trailing 3-0, TCU got on the board when Davis returned a punt 60 yards for a touchdown 24 seconds into the second quarter.

After leading 7-6 at the half, the Horned Frogs took the second half kickoff and drove 75 yards in just five plays to build their advantage to 14-6 on a career-long 43-yard touchdown run by Emari Demercado.

Griffin Kell's 33-yard field goal extended TCU's lead to 17-6 with 3:45 left in the third quarter. It capped a 12-play, 55-yard drive.

With Max Duggan taking over at quarterback, the Horned Frogs drove 80 yards in 10 plays to take a 24-6 lead on a Kendre Miller 3-yard scoring run with 10:55 remaining. The score was set up by a Duggan 20-yard completion to Savion Williams on a 4th-and-3 at the Colorado 23. Duggan also had a 33-yard run earlier in the series.

Sam Jackson closed TCU's scoring with his first career touchdown, a 7-yard keeper with 3:15 left to make it a 38-6 game.

SCORE BY QUARTERS	1	2	3	4	SCORE
TCU	0	7	10	21	38
COLORADO	3	3	0	7	13

SCORING SUMMARY:

COLORADO — COLE BECKER 37 FG	3-0 4:44 1Q
TCU — DERIUS DAVIS 60 PUNT RETURN (GRIFFIN KELL KICK)	3-7 14:36 2Q
COLORADO — COLE BECKER 43 FG	6-7 7:38 2Q
TCU — EMARI DEMERCADO 43 RUN (GRIFFIN KELL KICK)	6-14 11:56 3Q
TCU — GRIFFIN KELL 33 FG	6-17 3:45 3Q
TCU — KENDRE MILLER 3 RUN (GRIFFIN KELL KICK)	6-24 10:55 4Q
TCU — DERIUS DAVIS 27 RUN (GRIFFIN KELL KICK)	6-31 7:55 4Q
TCU — SAM JACKSON 7 RUN (GRIFFIN KELL KICK)	6-38 3:15 4Q
COLORADO — JORDYN TYSON 23 PASS FROM J.T. SHROUT (COLE BECKER KICK)	13-38 1:13 4Q

TEAM STATISTICS

CATEGORY	TCU	COLORADO
FIRST DOWNS	17	20
RUSHES - NET YARDS RUSHING	30-275	29-113
NET YARDS PASSING	138	235
Completions-Attempts-Int	15-23-0	26-41-0
TOTAL OFFENSE YARDS	413	348
Total offense plays	53	70
Average Gain Per Play	7.8	5.0
Fumbles: Number-Lost	0-0	0-0
Penalties: Number-Yards	7-60	5-30
PUNTS-YARDS	3-124	4-173
Average Yards Per Punt	41.3	43.2
Net Yards Per Punt	41.3	20.2
KICKOFF-YARDS	7-455	4-260
Punt returns: Number-Yards-TD	3-72-1	0-0-0
Kickoff returns: Number-Yds-TD	0-0-0	0-0-0
Interceptions: Number-Yds-TD	0-0-0	0-0-0
Fumble Returns: Number-Yds-TD	0-0-0	0-0-0
Possession Time	26:42	33:18
Third-Down Conversions	5-11	6-15
Fourth-Down Conversions	2-2	0-3
Red-Zone Scores-Chances	3-3	2-3
Touchdowns	2-3	0-3
Field goals	1-3	2-3
Sacks By: Number-Yards	2-17	0-0
Points off Turnover	0	0

RUSHING

TCU - Kendre Miller 8-52, Emari Demercado 4-49, Sam Jackson 3-44, Emani Bailey 3-42, Max Duggan 3-41, Derius Davis 1-27, Chandler Morris 4-18, Trent Battle 2-4, TEAM 2-Minus 2.

COLORADO - Brandon Lewis 8-42, Alex Fontenot 8-31, Delon Smith 7-30, Jayle Stacks 2-8, Charlie Offerdahl 1-6, J.T. ShROUT 3-Minus 4.

PASSING:

TCU - Chandler Morris 13-20-0, 111 yards; Max Duggan 2-3-0, 27 yards.

COLORADO - J.T. ShROUT 13-23-0, 157 yards; Brandon Lewis 13-18-0, 78 yards.

RECEIVING:

TCU - Savion Williams 3-31, Quentin Johnston 3-22, Derius Davis 2-25, Jared Wiley 2-13, Geor'Quarius Spivey 1-20, Taye Barber 1-9, Blake Nowell 1-9, Jordan Hudson 1-8, Kendre Miller 1-1.

COLORADO - David Arias 4-66, Brady Russell 3-19, Jack Hestera 3-17, Jordyn Tyson 2-26, Montana Lemonious-Craig 2-23, Chase Sowell 2-23, Jaylon Jackson 2-18, R.J. Sneed 2-17, Deion Smith 2-7, Maurice Bell 2-3, Chase Penry 1-11, Caleb Fauria 1-5.

GAME 2

Sept. 10, 2022 • Attendance: 43,197
Amon G. Carter Stadium • Fort Worth, Texas



TARLETON (1-1)
TCU (2-0)

17
59

FORT WORTH -- Max Duggan passed for a career-high 390 yards and five touchdowns to lead TCU to a 59-17 victory over Tarleton Saturday night in Fort Worth.

Sonny Dykes, in his home debut, became the first TCU head football coach to win his opening two games since Dutch Meyer in 1934. He is the 11th Horned Frogs coach since Meyer, who guided TCU to national championships in 1935 and 1938.

Duggan made his 30th career start and led the Horned Frogs to scores on seven of his eight series. Duggan was 23-of-29 in the air with no interceptions. Duggan's five touchdown passes were the most by a Horned Frog since Kenny Hill had five against Kansas in 2017. It also tied for second-most in a game at TCU.

Duggan's career-high fifth touchdown toss of the night was a 29-yard strike to true freshman Jordan Hudson, his first career score and part of his team-best five receptions for 76 yards.

TCU scored on nine of its 12 possessions in the game. The only non-scoring series ended with a missed field goal, a fumble at the goal line and a punt with 1:44 to play.

The Horned Frogs' 630 yards of offense were their most since totaling 688 in a 62-22 win at Baylor in 2016.

TCU took a 6-0 lead on its opening drive as Duggan found a wide open Derius Davis in the end zone for a 19-yard scoring strike. A key play on the 8-play, 62-yard drive was a 12-yard Duggan completion to Taye Barber on a 4th-and-3 at the Tarleton 33.

On the ensuing series, Josh Newton's first interception as a Horned Frog set up TCU at the Tarleton 11. Three plays later, Duggan hit Jared Wiley on a 6-yard scoring pass. A 2-point rush by Davis made it 14-0 with 6:14 left in the first quarter.

A 44-yard completion from Duggan to Blake Nowell was followed by Kendre Miller's 1-yard scoring run to make it 21-0 with 3:16 left in the first quarter. On TCU's next drive, a 37-yard pass from Duggan to Chase Curtis set up a 2-yard scoring reception for Quincy Brown, one of his two touchdowns.

TCU led 38-7 at the half after a Luke Laminack 36-yard field goal with 1:05 left in the second quarter.

SCORE BY QUARTERS	1	2	3	4	SCORE
TARLETON	0	7	10	0	17
TCU	21	17	14	7	59

SCORING SUMMARY:

1ST 11:51 TCU - D.DAVIS 19 YD PASS FROM M.DUGGAN (L.LAMINACK KICK MISSED)	0-6
1ST 06:14 TCU - J.WILEY 6 YD PASS FROM M.DUGGAN (D.DAVIS RUSH)	0-14
1ST 03:16 TCU - K.MILLER 1 YD RUSH (L.LAMINACK KICK)	0-21
2ND 12:49 TCU - Q.BROWN 2 YD PASS FROM M.DUGGAN (L.LAMINACK KICK)	0-28
2ND 10:14 TAR - D.COOPER 21 YD PASS FROM B.ALLEN (A.GUZMAN KICK)	7-28
2ND 07:21 TCU - S.JACKSON 1 YD RUSH (L.LAMINACK KICK)	7-35
2ND 01:05 TCU - L.LAMINACK 36 YD FG	7-38
3RD 11:35 TAR - D.ROSEMOND 1 YD RUSH (A.GUZMAN KICK)	14-38
3RD 07:24 TCU - Q.BROWN 17 YD PASS FROM M.DUGGAN (L.LAMINACK KICK)	14-45
3RD 02:36 TAR - A.GUZMAN 47 YD FG	17-45
3RD 02:03 TCU - J.HUDSON 29 YD PASS FROM M.DUGGAN (L.LAMINACK KICK)	17-52
4TH 12:06 TCU - E.BAILEY 37 YD RUSH (L.LAMINACK KICK)	17-59

TEAM STATISTICS

CATEGORY	TARLETON	TCU
FIRST DOWNS	13	28
RUSHES - NET YARDS RUSHING	28-85	37-180
NET YARDS PASSING	210	450
Completions-Attempts-Int	11-26-2	28-34-0
TOTAL OFFENSE YARDS	295	630
Total offense plays	54	71
Average Gain Per Play	5.5	8.9
Fumbles: Number-Lost	0-0	1-1
Penalties: Number-Yards	4-20	3-20
PUNTS-YARDS	6-193	1-37
Average Yards Per Punt	32.2	37.0
Net Yards Per Punt	28.8	37.0
KICKOFF-YARDS	4-164	10-644
Punt returns: Number-Yards-TD	0-0-0	0-0-0
Kickoff returns: Number-Yds-TD	3-78-0	3-45-0
Interceptions: Number-Yds-TD	0-0-0	2-25-0
Fumble Returns: Number-Yds-TD	0-0-0	0-0-0
Possession Time	25:18	34:42
Third-Down Conversions	4-11	7-12
Fourth-Down Conversions	0-0	2-2
Red-Zone Scores-Chances	1-1	7-9
Touchdowns	1-1	6-9
Field goals	0-1	1-9
Sacks By: Number-Yards	0-0	0-0
Points off Turnover	0	8

RUSHING

TARLETON - Braelon Bridges 9-32, Deangelo Rosemond 9-23, Ontario Douglas 6-23, Beau Allen 3-5, Derrel Kelley III 1-2.

TCU - Kendre Miller 13-56, Emani Bailey 4-47, Corey Wren 3-28, Sam Jackson 3-25, Trent Battle 3-14, Emari Demercado 6-7, Max Duggan 5-3.

PASSING:

TARLETON - Beau Allen 11-25-2, 210 yards; Alaka'i Yuen 0-1-0, 0 yards.

TCU - Max Duggan 23-29-0, 390 yards; Sam Jackson 4-4-0, 58 yards; Josh Hoover 1-1-0, 2 yards.

RECEIVING:

TARLETON - Darius Cooper 6-117, Jaden Smith 4-92, Ontario Douglas 1-1.

TCU - Jordan Hudson 5-76, Taye Barber 3-66, Blake Nowell 3-60, Quincy Brown 3-31, Gunnar Henderson 2-56, Derius Davis 2-23, Quentin Johnston 2-22, Chase Curtis 1-37, Geor'Quarius Spivey 1-23, Kendre Miller 1-21, Savion Williams 1-16, Blair Conwright 1-8, Jared Wiley 1-6, Trent Battle 1-3, Chase Jackson 1-2.

2022 GAME-BY-GAME RECAPS

GAME 3

Sept. 24, 2022 • Attendance: 35,569
Gerald J. Ford Stadium • Dallas, TexasTCU (3-0)
SMU (2-2)42
34

DALLAS -- Kendre Miller rushed for 142 yards and Max Duggan passed for three touchdowns to lead TCU to a 42-34 win over SMU on Saturday in Dallas.

TCU is 3-0 for the first time since 2017, when Head Coach Sonny Dykes was on staff as an offensive analyst. Dykes is the first TCU head coach to start 3-0 since Francis Schmidt in 1929. The Horned Frogs are also the lone undefeated FBS team in Texas.

TCU built a 28-7 second-quarter lead and held off a Mustang rally with big plays on both sides of the ball.

With TCU's lead down to 28-21 and SMU looking to tie the game, Josh Newton came up with an interception and 32-yard return to the Mustang 37. Six plays later, Emari Demercado scored from a yard out to build the TCU lead back to 35-21 with 8:14 to play.

Demercado found the end zone again when it was needed most. With the Horned Frogs facing a 2nd-and-13 at their 37, Demercado broke free up the middle for a career-long 63-yard touchdown run to give TCU a 42-27 lead with 2:31 remaining.

Duggan, who entered the game as the nation's leader in completion percentage and passing efficiency, was 22-of-29 in the air for 278 yards.

TCU started fast. After winning the coin toss and electing to receive, Miller took the first snap for a 35-yard carry. It sparked a 5-play, 74-yard scoring drive capped by a 19-yard scoring pass from Duggan to Savion Williams, the first career touchdown for Williams.

An Abe Camara interception at the TCU 19 set up the Horned Frogs' next score, a 28-yard run up the middle by Miller to cap a 9-play, 81-yard drive and make it a 14-0 game with 51 seconds left in the first quarter. Miller had a rushing score for the third straight game.

After SMU closed within 14-7, Derius Davis returned the ensuing kickoff 57 yards. Four plays later, Jared Wiley caught an 8-yard touchdown pass from Duggan to extend TCU's lead to 21-7 with 9:16 remaining in the first half.

The Horned Frogs' lead grew to 28-7 with 6:39 left in the second quarter when Davis took a short pass from Duggan and outraced the SMU defense untouched around the corner and into the end zone.

SCORE BY QUARTERS	1	2	3	4	SCORE
TCU	14	14	0	14	42
SMU	0	14	7	13	34

SCORING SUMMARY:

1ST 12:33 TCU - S.WILLIAMS 19 YD PASS FROM M.DUGGAN (G.KELL KICK), 5-74, 02:22	7-0
1ST 00:51 TCU - K.MILLER 28 YD RUSH (G.KELL KICK), 9-81, 03:34	14-0
2ND 11:18 SMU - T.SIGGERS 1 YD RUSH (C.ROGERS KICK), 13-75, 04:33	14-7
2ND 09:16 TCU - J.WILEY 8 YD PASS FROM M.DUGGAN (G.KELL KICK), 4-43, 01:51	21-7
2ND 06:39 TCU - D.DAVIS 80 YD PASS FROM M.DUGGAN (G.KELL KICK), 1-80, 00:11	28-7
2ND 01:57 SMU - R.RICE 19 YD PASS FROM T.MORDECAI (C.ROGERS KICK), 11-75, 04:42	28-14
3RD 03:33 SMU - T.SIGGERS 1 YD RUSH (C.ROGERS KICK), 10-98, 03:16	28-21
4TH 08:14 TCU - E.DEMERCADO 1 YD RUSH (G.KELL KICK), 6-37, 03:11	35-21
4TH 05:14 SMU - T.SIGGERS 2 YD RUSH (B.REDDING PASS FROM A.UPSHAW FAILED), 8-75, 03:00	35-27
4TH 02:31 TCU - E.DEMERCADO 63 YD RUSH (G.KELL KICK), 5-72, 02:42	42-27
4TH 01:04 SMU - J.BAILEY 35 YD PASS FROM T.MORDECAI (C.ROGERS KICK), 10-75, 01:27	42-34

TEAM STATISTICS

CATEGORY	TCU	SMU
FIRST DOWNS	21	27
RUSHES - NET YARDS RUSHING	35-191	37-104
NET YARDS PASSING	296	372
Completions-Attempts-Int	23-30-0	27-49-2
TOTAL OFFENSE YARDS	487	476
Total offense plays	65	86
Average Gain Per Play	7.5	5.5
Fumbles: Number-Lost	1-0	1-0
Penalties: Number-Yards	10-94	3-25
PUNTS-YARDS	4-150	4-197
Average Yards Per Punt	37.5	49.2
Net Yards Per Punt	37.5	35.5
KICKOFF-YARDS	7-406	5-236
Punt returns: Number-Yards-TD	1-15-0	0-0-0
Kickoff returns: Number-Yds-TD	3-85-0	0-0-0
Interceptions: Number-Yds-TD	2-32-0	0-0-0
Fumble Returns: Number-Yds-TD	0-0-0	0-0-0
Possession Time	31:18	28:42
Third-Down Conversions	5-11	10-20
Fourth-Down Conversions	0-1	4-4
Red-Zone Scores-Chances	3-3	4-4
Touchdowns	3-3	4-4
Field goals	0-3	0-4
Sacks By: Number-Yards	3-15	5-42
Points off Turnover	14	0

RUSHING

TCU - Kendre Miller 17-142, Emari Demercado 6-64, TEAM 2-Minus 4, Max Duggan 10-Minus 11.

SMU - Tre Siggers 19-60, Velton Gardner 9-39, Camar Wheaton 2-4, Tanner Mordecai 6-4, Austin Upshaw 1-Minus 3.

PASSING:

TCU - Max Duggan 22-29-0, 278 yards; Taye Barber 1-1-0, 18 yards.

SMU - Tanner Mordecai 27-49-2, 372 yards; Austin Upshaw 0-0-0, 0 yards.

RECEIVING:

TCU - Taye Barber 4-26, Derius Davis 3-78, Savion Williams 3-44, Gunnar Henderson 3-31, Quentin Johnston 3-29, Jared Wiley 2-20, Trent Battle 1-19, Emari Demercado 1-18, Jordan Hudson 1-18, Kendre Miller 1-10, Geor Quarles Spivey 1-3.

SMU - Jake Bailey 8-163, Rashee Rice 6-74, Kelvontay Dixon 3-48, Beau Corrales 3-40, RJ Maryland 3-36, Tre Siggers 2-8, Teddy Knox 1-4, Velton Gardner 1-Minus 1.

GAME 4

Oct. 1, 2022 • Attendance: 49,094
Amon G. Carter Stadium • Fort Worth, TexasOKLAHOMA (3-2, 0-2)
TCU (4-0, 1-0)24
55

FORT WORTH -- Max Duggan totaled 418 yards of offense and five touchdowns as TCU dominated from start to finish in a 55-24 victory over No. 18 Oklahoma on Saturday afternoon in Amon G. Carter Stadium.

The Horned Frogs are 4-0 for the first time since 2017, when Head Coach Sonny Dykes was on staff as an offensive analyst. Dykes is the first TCU head coach to win his opening four games since Francis Schmidt in 1929. TCU also remains the lone undefeated FBS program, out of 12, in the state of Texas.

The attendance of 49,094 was the largest since the rebuilt Amon G. Carter Stadium opened in 2012 and second-best in program history, trailing only the 50,307 for the 2009 Utah game.

The Horned Frogs totaled 668 yards of offense with their 479 in the first half being the most by a team nationally in a half against an FBS opponent this season. It was TCU's most in a half since at least 2011.

TCU had four touchdowns of at least 62 yards. The Horned Frogs started fast with three touchdowns, including two of at least 67 yards, in the opening 7:43. The Horned Frogs had a 27-point first quarter and led 41-17 at the half.

A takeaway by the TCU defense on the game's opening series set up TCU's first score. After Abe Camara stripped the ball loose from a Sooner, Dee Winters made the recovery at the Oklahoma 46. Four plays later, Duggan hit Savion Williams with a 19-yard touchdown pass to give TCU a 7-0 lead just 2:15 into the game.

The Horned Frogs' lead grew to 13-3 when Duggan hit a wide open Taye Barber downfield for a 73-yard touchdown pass with 8:35 left in the first quarter. It was the second-longest catch of Barber's career.

After the TCU defense stiffened with a fourth-down stop at the TCU 33, Duggan took the first snap of the ensuing series 67 yards for a touchdown to make it a 20-3 game with 7:17 left in the first quarter.

The first of two Kendre Miller touchdown runs, from 15 yards, extended TCU's lead to 27-10 with seven seconds left in the first quarter. Miller later added a 69-yard touchdown rush as part of 136 yards on 13 carries, his second straight 100-yard game and sixth of his career.

Gunnar Henderson's career long 62-yard touchdown reception, with 1:34 left in the second quarter, made it a 41-17 game at the half.

SCORE BY QUARTERS	1	2	3	4	SCORE
OKLAHOMA	10	7	0	7	24
TCU	27	14	14	0	55

SCORING SUMMARY:

1ST 12:45 TCU - S.WILLIAMS 19 YD PASS FROM M.DUGGAN (G.KELL KICK), 4-46, 01:18	0-7
1ST 09:49 OU - Z.SCHMIT 43 YD FG, 5-19, 00:56	3-7
1ST 08:35 TCU - T.BARBER 73 YD PASS FROM M.DUGGAN (G.KELL KICK MISSED), 3-75, 01:14	3-13
1ST 07:17 TCU - M.DUGGAN 67 YD RUSH (G.KELL KICK), 1-67, 00:11	3-20
1ST 02:15 OU - E.GRAY 1 YD RUSH (Z.SCHMIT KICK), 4-76, 01:32	10-20
1ST 00:07 TCU - K.MILLER 15 YD RUSH (G.KELL KICK), 6-75, 02:08	10-27
2ND 10:30 TCU - E.DEMERCADO 1 YD RUSH (G.KELL KICK), 9-89, 03:50	10-34
2ND 08:49 OU - J.BARNES 20 YD RUSH (Z.SCHMIT KICK), 7-65, 01:41	17-34
2ND 01:34 TCU - G.HENDERSON 62 YD PASS FROM M.DUGGAN (G.KELL KICK), 6-89, 02:28	17-41
3RD 09:30 TCU - K.MILLER 69 YD RUSH (G.KELL KICK), 3-80, 01:09	17-48
3RD 01:40 TCU - M.DUGGAN 2 YD RUSH (G.KELL KICK), 6-67, 02:49	17-55
4TH 11:24 OU - J.BARNES 1 YD RUSH (Z.SCHMIT KICK), 14-73, 05:10	24-55

TEAM STATISTICS

CATEGORY	OU	TCU
FIRST DOWNS	22	29
RUSHES - NET YARDS RUSHING	49-179	41-361
NET YARDS PASSING	176	307
Completions-Attempts-Int	14-32-0	24-34-0
TOTAL OFFENSE YARDS	355	668
Total offense plays	81	75
Average Gain Per Play	4.4	8.9
Fumbles: Number-Lost	1-1	0-0
Penalties: Number-Yards	7-80	4-55
PUNTS-YARDS	8-375	5-192
Average Yards Per Punt	46.9	38.4
Net Yards Per Punt	41.8	38.4
KICKOFF-YARDS	5-323	9-528
Punt returns: Number-Yards-TD	0-0-0	1-1-0
Kickoff returns: Number-Yds-TD	7-174-0	1-19-0
Interceptions: Number-Yds-TD	0-0-0	0-0-0
Fumble Returns: Number-Yds-TD	0-0-0	0-0-0
Possession Time	27:11	32:49
Third-Down Conversions	6-18	7-14
Fourth-Down Conversions	1-3	0-2
Red-Zone Scores-Chances	3-3	4-5
Touchdowns	3-3	4-5
Field goals	0-3	0-5
Sacks By: Number-Yards	1-10	4-17
Points off Turnover	0	7

RUSHING

OKLAHOMA - Jovantae Barnes 18-100, Eric Gray 13-60, Tawee Walker 5-11, Drake Stoops 1-7, LV Bunkley-Shelton 1-5, Gavin Sawchuk 2-5, Gavin Freeman 1-2, Dillon Gabriel 2-0, Davis Beville 6-Minus 11.

TCU - Kendre Miller 13-136, Max Duggan 5-116, Emari Demercado 8-62, Emari Bailey 5-24, Trent Battle 3-20, Corey Wren 3-6, Quentin Johnston 1-2, Sam Jackson 3-Minus 5.

PASSING:

OKLAHOMA - Dillon Gabriel 7-16-0, 126 yards; Davis Beville 7-16-0, 50 yards.

TCU - Max Duggan 23-33-0, 302 yards; Sam Jackson 1-1-0, 5 yards.

RECEIVING:

OKLAHOMA - Marvin Mims 4-41, Brayden Willis 2-81, Jalil Farrow 2-17, Jovantae Barnes 2-14, Jayden Gibson 1-12, Drake Stoops 1-5, Eric Gray 1-4, Daniel Parker 1-2.

TCU - Derius Davis 7-32, Quentin Johnston 4-41, Taye Barber 3-107, Savion Williams 3-31, Corey Wren 2-2, Gunnar Henderson 1-62, Emari Bailey 1-14, Jordan Hudson 1-10, Chase Jackson 1-5, Kendre Miller 1-3.

2022 GAME-BY-GAME RECAPS

GAME 5

Oct. 8, 2022 • Attendance: 47,233
Kansas Memorial Stadium • Lawrence, Kan.TCU (5-0, 2-0)
KANSAS (5-1, 2-1)38
31

LAWRENCE, Kan. -- Max Duggan and Quentin Johnston had a special connection going in No. 17 TCU's 38-31 win over No. 19 Kansas in a thriller Saturday afternoon in Lawrence, Kan.

A defensive struggle in the opening 30 minutes, with TCU leading 10-3 at the break, became a shootout in the second half with each team scoring 28 points.

Johnston had career-best totals of 14 receptions for 206 yards. It was the most catches by a Horned Frog since Josh Doctson had 18 receptions in a 55-52 win at Texas Tech in 2015. Johnston's 14 grabs tied for the most by a player nationally this season.

Duggan completed 23-of-33 passes for 308 yards and three touchdowns while rushing for 55 yards on nine carries.

With the game tied at 31-31, Duggan found Johnston in the end zone from 24 yards out to give the Horned Frogs a 38-31 lead. It capped a 6-play, 68-yard drive after the Jayhawks had tied the game.

Kansas responded by reaching the TCU 34, but the Horned Frogs' defense stiffened on fourth down and forced an incomplete pass to seal TCU's first 5-0 start since 2017 when current Head Coach Sonny Dykes was on staff as an offensive analyst.

Following Kansas evening the game at 24-24, TCU regained a 31-24 lead with 23 seconds left in the third quarter on a spectacular 25-yard catch in the end zone by Taye Barber.

After Kansas rallied from a 10-0 deficit to take a 17-10 lead, TCU responded with a 4-play, 61-yard drive to even the game when Duggan hit Darius Davis on a short screen and Davis streaked 51 yards down the sideline into the end zone.

On the Jayhawks' ensuing series, Jamoi Hodge's first career interception set up the Horned Frogs at the KU 27. Five plays later, Duggan scored on a 3-yard keeper to give TCU the lead back at 24-17 with 3:59 left in the third quarter.

The Horned Frogs' first touchdown in the game, a 1-yard run by Kendre Miller, capped a 6-play, 99-yard drive after Terrell Cooper forced a fumble at the TCU 1 that was recovered by Shadrach Banks.

TCU won its third road game of the season and defeated Kansas for the 10th time in 11 meetings in Big 12 play.

SCORE BY QUARTERS	1	2	3	4	SCORE
TCU	3	7	21	7	38
KANSAS	0	3	21	7	31

SCORING SUMMARY:

1ST 10:46 TCU - G.KELL 39 YD FG, 10-57, 04:10	3-0
2ND 03:26 TCU - K.MILLER 1 YD RUSH (G.KELL KICK), 6-99, 02:36	10-0
2ND 00:36 KAN - J.BORCILA 40 YD FG, 8-53, 02:50	10-3
3RD 12:59 KAN - M.FAIRCHILD 12 YD PASS FROM J.BEAN (J.BORCILA KICK), 4-75, 02:01	10-10
3RD 07:36 KAN - L.GRIMM 8 YD PASS FROM J.BEAN (J.BORCILA KICK), 5-40, 02:06	10-17
3RD 06:29 TCU - D.DAVIS 51 YD PASS FROM M.DUGGAN (G.KELL KICK), 4-61, 01:03	17-17
3RD 03:59 TCU - M.DUGGAN 3 YD RUSH (G.KELL KICK), 5-26, 01:00	24-17
3RD 01:50 KAN - Q.SKINNER 38 YD PASS FROM J.BEAN (J.BORCILA KICK), 4-72, 02:05	24-24
3RD 00:23 TCU - T.BARBER 25 YD PASS FROM M.DUGGAN (G.KELL KICK), 5-50, 01:27	31-24
4TH 04:21 KAN - Q.SKINNER 29 YD PASS FROM J.BEAN (J.BORCILA KICK), 4-61, 02:19	31-31
4TH 01:36 TCU - Q.JOHNSTON 24 YD PASS FROM M.DUGGAN (G.KELL KICK), 6-68, 02:36	38-31

TEAM STATISTICS

CATEGORY	TCU	KU
FIRST DOWNS	21	22
RUSHES - NET YARDS RUSHING	31-144	38-189
NET YARDS PASSING	308	351
Completions-Attempts-Int	23-33-1	21-34-1
TOTAL OFFENSE YARDS	452	540
Total offense plays	64	72
Average Gain Per Play	7.1	7.5
Fumbles: Number-Lost	1-1	4-1
Penalties: Number-Yards	1-5	5-45
PUNTS-YARDS	4-181	3-125
Average Yards Per Punt	45.2	41.7
Net Yards Per Punt	40.2	40.3
KICKOFF-YARDS	7-405	6-331
Punt returns: Number-Yards-TD	2-4-0	0-0-0
Kickoff returns: Number-Yds-TD	4-88-0	3-55-0
Interceptions: Number-Yds-TD	1-0-0	1-0-0
Fumble Returns: Number-Yds-TD	0-0-0	0-0-0
Possession Time	26:01	33:59
Third-Down Conversions	5-11	5-14
Fourth-Down Conversions	0-1	1-3
Red-Zone Scores-Chances	2-2	3-5
Touchdowns	2-2	2-5
Field goals	0-2	1-5
Sacks By: Number-Yards	1-5	1-9
Points off Turnover	14	7

RUSHING

TCU - Kendre Miller 18-88, Max Duggan 9-55, Emari Demercado 3-2, TEAM 1-Minus 1.

KANSAS - Devin Neal 15-88, Sevon Morrison 1-40, Jason Bean 7-34, Ky Thomas 6-19, Jalon Daniels 7-6, Quentin Skinner 1-3, TEAM 1-Minus 1.

PASSING:

TCU - Max Duggan 23-33-1, 308 yards.

KANSAS - Jason Bean 16-24-1, 262 yards; Jalon Daniels 5-10-0, 89 yards.

RECEIVING:

TCU - Quentin Johnston 14-206, Darius Davis 2-58, Kendre Miller 2-5, Emari Bailey 2-1, Taye Barber 1-25, Geor'Quarius Spivey 1-10, Savion Williams 1-3.

KANSAS - Luke Grimm 6-73, Quentin Skinner 4-98, Mason Fairchild 3-80, Lawrence Arnold 3-41, Tanaka Scott 1-52, Trevor Kardell 1-4, Sevon Morrison 1-1, Ky Thomas 1-1, Devin Neal 1-1.

GAME 6

Oct. 15, 2022 • Attendance: 49,594
Amon G. Carter Stadium • Fort Worth, TexasOKLAHOMA STATE (5-1, 2-1)
TCU (6-0, 3-0)40
(20T) 43

FORT WORTH -- The No. 13 TCU football team rallied from a 14-point fourth-quarter deficit for a 43-40 double-overtime win over No. 8 Oklahoma State in a Saturday thriller at Amon G. Carter Stadium.

Kendre Miller's 2-yard scoring run, set up by a 12-yard Max Duggan rush to the OSU 1, provided the winning score. It came after the TCU defense forced the Cowboys into a 52-yard field goal on the first series of the second overtime. Miller rushed for 104 yards and two scores for his third 100-yard effort in the last four contests.

TCU trailed by as many as 17 points before taking its first lead of the game in the first overtime when Duggan hit Quentin Johnston on a 25-yard scoring pass. Johnson finished with eight catches for 180 yards, while Duggan completed 23-of-40 passes for 286 yards and two touchdowns with no interceptions. He added 57 yards rushing on 11 carries.

TCU has beat ranked opponents in three consecutive games for the first time in program history.

The attendance of 49,594, including a TCU record 6,224 students, was the largest since the rebuilt Amon G. Carter Stadium opened in 2012 and second-highest in program history, behind the 50,307 for the 2009 home contest versus Utah. It's the second straight game TCU has set an attendance record in the new Amon G. Carter Stadium. The Horned Frogs had 49,094 for their 55-24 win over Oklahoma on Oct. 1.

TCU is 6-0 for the first time since 2017, when current Head Coach Sonny Dykes was on staff as an offensive analyst.

Trailing 30-23 with 5:17 to play, TCU drove 94 yards in eight plays to tie the game on a 10-yard pass from Duggan to Jared Wiley. A 30-yard completion from Duggan to Johnston highlighted the drive.

TCU pulled within 30-23 when it took advantage of a short field with Miller's 3-yard scoring run capping a 47-yard drive in just five plays.

The Cowboys started fast, scoring touchdowns on their opening two possessions for a 14-0 lead.

SCORE BY QUARTERS	1	2	3	4	OT1	OT2	SCORE
OKLAHOMA STATE	14	10	6	0	7	3	40
TCU	7	6	3	14	7	6	43

SCORING SUMMARY:

1ST 10:25 OSU - S.SANDERS 29 YD RUSH (T.BROWN KICK), 6-73, 02:32	7-0
1ST 04:33 OSU - S.SANDERS 8 YD RUSH (T.BROWN KICK), 9-78, 03:42	14-0
1ST 01:40 TCU - M.DUGGAN 1 YD RUSH (G.KELL KICK), 7-75, 02:53	14-7
2ND 13:32 OSU - T.BROWN 35 YD FG, 4-7, 01:28	17-7
2ND 10:04 OSU - J.RICHARDSON 22 YD PASS FROM S.SANDERS (T.BROWN KICK), 8-47, 02:52	24-7
2ND 03:38 TCU - G.KELL 47 YD FG, 4-1, 01:29	24-10
2ND 00:02 TCU - G.KELL 35 YD FG, 8-44, 02:08	24-13
3RD 11:38 OSU - T.BROWN 34 YD FG, 8-58, 03:22	27-13
3RD 05:51 TCU - G.KELL 34 YD FG, 12-54, 05:41	27-16
3RD 01:25 OSU - T.BROWN 32 YD FG, 11-60, 04:26	30-16
4TH 09:22 TCU - K.MILLER 3 YD RUSH (G.KELL KICK), 5-47, 02:06	30-23
4TH 01:57 TCU - J.WILEY 10 YD PASS FROM M.DUGGAN (G.KELL KICK), 8-94, 03:20	30-30
OT1 00:00 TCU - Q.JOHNSTON 25 YD PASS FROM M.DUGGAN (G.KELL KICK), 2-25	30-37
OT1 00:00 OSU - D.RICHARDSON 1 YD RUSH (T.BROWN KICK), 5-25	37-37
OT2 00:00 OSU - T.BROWN 52 YD FG, 4-10	40-37
OT2 00:00 TCU - K.MILLER 2 YD RUSH, 6-25	40-43

TEAM STATISTICS

CATEGORY	OSU	TCU
FIRST DOWNS	19	27
RUSHES - NET YARDS RUSHING	41-141	43-224
NET YARDS PASSING	245	286
Completions-Attempts-Int	16-36-1	23-40-0
TOTAL OFFENSE YARDS	386	510
Total offense plays	77	83
Average Gain Per Play	5.0	6.1
Fumbles: Number-Lost	1-0	2-1
Penalties: Number-Yards	6-49	4-40
PUNTS-YARDS	6-293	6-250
Average Yards Per Punt	48.8	41.7
Net Yards Per Punt	41.8	41.7
Punt returns: Number-Yards-TD	0-0-0	4-42-0
Kickoff returns: Number-Yds-TD	1-23-0	5-81-0
Interceptions: Number-Yds-TD	0-0-0	1-0-0
Fumble Returns: Number-Yds-TD	0-0-0	0-0-0
Possession Time	26:55	33:05
Third-Down Conversions	6-17	3-13
Fourth-Down Conversions	1-1	0-1
Red-Zone Scores-Chances	7-7	6-7
Touchdowns	4-7	4-7
Field goals	3-7	2-7
Sacks By: Number-Yards	1-4	2-4
Points off Turnover	3	0

RUSHING

OKLAHOMA STATE - Dominic Richardson 22-72, Spencer Sanders 11-68, Jaden Nixon 3-15, Brennan Presley 1-0, Ollie Gordon 1-Minus 3, TEAM 3-Minus 11.

TCU - Kendre Miller 22-104, Emari Demercado 9-62, Max Duggan 11-57, Darius Davis 1-1.

PASSING:

OKLAHOMA STATE - Spencer Sanders 16-36-1, 245 yards.

TCU - Max Duggan 23-40-0, 286 yards.

RECEIVING:

OKLAHOMA STATE - John Paul Richardson 5-51, Brennan Presley 4-39, Dominic Richardson 3-79, Braydon Johnson 3-38, Braden Cassidy 1-38.

TCU - Quentin Johnston 8-180, Darius Davis 5-8, Savion Williams 3-19, Taye Barber 2-29, Jared Wiley 2-23, Emari Demercado 2-10, Kendre Miller 1-7.

2022 GAME-BY-GAME RECAPS

GAME 7

Oct. 22, 2022 • Attendance: 47,868
Folsom Field • Boulder, Colo.**KANSAS STATE** (5-2, 3-1)
TCU (7-0, 4-0)**28**
38

FORT WORTH -- Big comebacks and beating ranked opponents are becoming commonplace for No. 8 TCU as it rallied from an 18-point deficit for a 38-28 victory over Kansas State on Saturday night in Amon G. Carter Stadium.

TCU is just the second Big 12 team in history to beat a ranked opponent in four consecutive weeks. Before this season, the Horned Frogs never had more than two straight weeks of defeating a ranked team.

TCU rallied from a deficit of at least 17 points for the second straight game. The Horned Frogs were down 28-10 midway through the second quarter before scoring the game's final 28 points and holding the Wildcats to 87 yards of offense in the second half.

The attendance of 47,881, including a TCU record 6,512 students for the fourth straight game, gave TCU its third straight sellout.

Trailing 28-10, TCU put together consecutive 91- and 77-yard drives to end the first half and open the second half to begin its comeback. Kendre Miller, who rushed for 153 yards and two touchdowns on 29 carries, scored on a 2-yard run on a 4th-and-1 carry to make it a 28-24 game. Miller has a rushing touchdown in all seven games this season and a team-best 10 on the season. His streak of a rushing touchdown in eight consecutive games ranks second in TCU history, behind only LaDainian Tomlinson (15, 1999-2000).

A 55-yard touchdown pass from Duggan to Quentin Johnston with 3:45 left in the third quarter put TCU on top 31-28 for its first lead since the first quarter. Duggan passed for three touchdowns while completing 17-of-26 attempts for 280 yards.

After Johnny Hodges and Dylan Horton combined to make the stuff for no gain on K-State quarterback Jake Rubley who tried a sneak on a 4th-and-1 from the Wildcat 30, TCU took advantage of the short field to extend its lead to 38-28 on a Miller 9-yard run with 12:14 to play.

TCU started fast, scoring on its first two possessions. On its opening series, Derius Davis took a short pass from Duggan and outraced the K-State defense down the sideline for a 65-yard score. Griffin Kell's 43-yard field goal gave TCU a 10-7 lead with 4:49 to play in the first quarter.

SCORE BY QUARTERS	1	2	3	4	SCORE
KANSAS STATE	7	21	0	0	28
TCU	10	7	14	7	38

SCORING SUMMARY:

1ST 10:42 TCU - D.DAVIS 65 YD PASS FROM M.DUGGAN (G.KELL KICK), 6-83, 02:32	0-7
1ST 09:08 KSU - K.WARNER 28 YD PASS FROM W.HOWARD (C.TENNANT KICK), 4-74, 01:28	7-7
1ST 04:49 TCU - G.KELL 43 YD FG, 11-48, 04:12	7-10
2ND 14:56 KSU - W.HOWARD 1 YD RUSH (C.TENNANT KICK), 10-75, 04:53	14-10
2ND 10:44 KSU - S.WHEELER 9 YD PASS FROM W.HOWARD (C.TENNANT KICK), 4-55, 00:56	21-10
2ND 08:09 KSU - D.VAUGHN 47 YD RUSH (C.TENNANT KICK), 4-68, 01:35	28-10
2ND 00:20 TCU - J.WILEY 4 YD PASS FROM M.DUGGAN (G.KELL KICK), 10-91, 03:12	28-17
3RD 08:12 TCU - K.MILLER 2 YD RUSH (G.KELL KICK), 13-77, 06:39	28-24
3RD 03:45 TCU - Q.JOHNSTON 55 YD PASS FROM M.DUGGAN (G.KELL KICK), 4-74, 01:25	28-31
4TH 12:14 TCU - K.MILLER 9 YD RUSH (G.KELL KICK), 4-30, 01:41	28-38

TEAM STATISTICS

CATEGORY	KSU	TCU
FIRST DOWNS	15	26
RUSHES - NET YARDS RUSHING	30-158	56-215
NET YARDS PASSING	232	280
Completions-Attempts-Int	14-23-2	17-26-0
TOTAL OFFENSE YARDS	390	495
Total offense plays	53	82
Average Gain Per Play	7.4	6.0
Fumbles: Number-Lost	2-0	1-0
Penalties: Number-Yards	4-35	3-30
PUNTS-YARDS	2-76	3-110
Average Yards Per Punt	38.0	36.7
Net Yards Per Punt	38.0	30.0
KICKOFF-YARDS	5-310	7-426
Punt returns: Number-Yards-TD	0-0-0	0-0-0
Kickoff returns: Number-Yds-TD	4-101-0	2-35-0
Interceptions: Number-Yds-TD	0-0-0	2-5-0
Fumble Returns: Number-Yds-TD	0-0-0	0-0-0
Possession Time	21:55	38:05
Third-Down Conversions	3-9	10-19
Fourth-Down Conversions	1-2	2-4
Red-Zone Scores-Chances	2-2	3-3
Touchdowns	2-2	3-3
Field goals	0-2	0-3
Sacks By: Number-Yards	4-32	0-0
Points off Turnover	0	0

RUSHING

KANSAS STATE - Deuce Vaughn 12-83, Will Howard 9-31, Adrian Martinez 1-19, Kade Warner 2-19, DJ Giddens 4-7, Jake Rubley 1-0, TEAM 1-Minus 1.

TCU - Kendre Miller 29-153, Emari Demercado 8-43, Max Duggan 15-13, Emari Bailey 1-9, TEAM 3-Minus 3.

PASSING:

KANSAS STATE - Will Howard 13-20-1, 225 yards; Adrian Martinez 1-2-0, 7 yards; Jake Rubley 0-1-1, 0 yards.

TCU - Max Duggan 17-26-0, 280 yards.

RECEIVING:

KANSAS STATE - Malik Knowles 4-69, Deuce Vaughn 4-38, Phillip Brooks 2-50, Kade Warner 2-40, DJ Giddens 1-26, Sammy Wheeler 1-9.

TCU - Jared Wiley 5-74, Quentin Johnston 4-74, Taye Barber 2-27, Emari Demercado 2-3, Derius Davis 1-65, Kendre Miller 1-18, Geor'Quarius Spivey 1-16, Emari Bailey 1-3.

GAME 8

Oct. 29, 2022 • Attendance: 50,426
Milan Puskar Stadium • Morgantown, W.Va.**TCU** (8-0, 5-0)
WEST VIRGINIA (3-5, 1-4)**41**
31

MORGANTOWN, W.Va. -- Big plays on offense and big stops on defense were key for No. 7 TCU as it moved to 8-0 with a 41-31 win Saturday afternoon in Morgantown, W.Va.

TCU's five touchdowns were at least 29 yards, while the defense has now allowed just one second-half touchdown in its last three games.

Leading 28-24, TCU's defense came up huge. As the Mountaineers went for it on 4th-and-goal at the 4, Tre'Vius Hodges-Tomlinson closely defended the pass in the end zone to turn the ball over on downs.

TCU responded with a 14-play, 84-yard possession to extend its lead to 31-24 on a Griffin Kell 30-yard field goal with 13:03 to play. Duggan's 11-yard completion to Quentin Johnston on a 4th-and-3 at the West Virginia 20 kept the drive alive, which was keyed by a 57-yard reception by Savion Williams.

Following a 46-yard field goal by Kell, now 8-of-8 on the season, the Mountaineers cut the deficit to 34-31 and had the ball with 3:56 left with a chance to tie the game. However, TCU forced a 3-and-out. The Horned Frogs took over at midfield and sealed the game when Duggan found Williams in the end zone on a 4th-and-1 at the 29 with 20 seconds remaining. Williams totaled a career-high 97 yards on three receptions.

After West Virginia tied the game at 21-21 with 1:35 to play in the first half, TCU immediately answered. Emari Bailey's 30-yard touchdown run with 24 seconds left in the second quarter capped a 7-play, 73-yard drive and gave TCU a 28-21 halftime lead it would not relinquish.

TCU took its first lead of the game, at 21-14, after a takeaway. Hodges-Tomlinson forced a fumble on a corner blitz with Lwal Uguak making the recovery. On the first snap of the ensuing series, Kendre Miller broke free up the middle for a 51-yard touchdown with seven minutes left in the first half.

Miller has a rushing score in all eight games, the second-longest streak to begin a season in TCU history. TCU Board of Trustees member LaDainian Tomlinson ran for a touchdown in all 12 games in 2000. Miller finished with 120 yards on just 12 carries for his fifth 100-yard effort in the last six games.

Duggan completed 16-of-28 passes for 341 yards and three touchdowns. He has accounted for at least three touchdowns in all seven starts this season.

SCORE BY QUARTERS	1	2	3	4	SCORE
TCU	7	21	0	13	41
WEST VIRGINIA	7	14	3	7	31

SCORING SUMMARY:

1ST 06:02 WVU - C.DONALDSON 1 YD RUSH (C.LEGG KICK), 8-80, 04:38	0-7
1ST 04:27 TCU - T.BARBER 71 YD PASS FROM M.DUGGAN (G.KELL KICK), 3-67, 01:29	7-7
2ND 14:47 WVU - C.DONALDSON 1 YD RUSH (C.LEGG KICK), 10-75, 04:34	7-14
2ND 11:42 TCU - Q.JOHNSTON 55 YD PASS FROM M.DUGGAN (G.KELL KICK), 5-75, 03:05	14-14
2ND 07:00 TCU - K.MILLER 51 YD RUSH (G.KELL KICK), 1-51, 00:08	21-14
2ND 01:35 WVU - J.JOHNSON JR. 5 YD PASS FROM J.DANIELS (C.LEGG KICK), 15-89, 05:18	21-21
2ND 00:24 TCU - E.BAILEY 30 YD RUSH (G.KELL KICK), 7-73, 01:05	28-21
3RD 11:05 WVU - C.LEGG 33 YD FG, 4-2, 02:04	28-24
4TH 13:03 TCU - G.KELL 30 YD FG, 14-84, 07:07	31-24
4TH 09:11 TCU - G.KELL 46 YD FG, 5-26, 02:36	34-24
4TH 04:12 WVU - R.SMITH 23 YD PASS FROM J.DANIELS (C.LEGG KICK), 12-78, 04:54	34-31
4TH 00:20 TCU - S.WILLIAMS 29 YD PASS FROM M.DUGGAN (G.KELL KICK), 7-50, 02:33	41-31

TEAM STATISTICS

CATEGORY	TCU	WVU
FIRST DOWNS	17	25
RUSHES - NET YARDS RUSHING	27-153	40-155
NET YARDS PASSING	341	275
Completions-Attempts-Int	16-28-1	23-39-1
TOTAL OFFENSE YARDS	494	430
Total offense plays	55	79
Average Gain Per Play	9.0	5.4
Fumbles: Number-Lost	1-1	1-1
Penalties: Number-Yards	6-67	7-50
PUNTS-YARDS	2-65	3-130
Average Yards Per Punt	32.5	43.3
Net Yards Per Punt	22.5	44.3
KICKOFF-YARDS	8-506	5-319
Punt returns: Number-Yards-TD	1--3-0	0-0-0
Kickoff returns: Number-Yds-TD	3-68-0	5-85-0
Interceptions: Number-Yds-TD	1-37-0	1-0-0
Fumble Returns: Number-Yds-TD	1-19-0	0-0-0
Possession Time	23:44	36:16
Third-Down Conversions	5-12	9-17
Fourth-Down Conversions	2-2	2-3
Red-Zone Scores-Chances	1-1	4-5
Touchdowns	0-1	3-5
Field goals	1-1	1-5
Sacks By: Number-Yards	3-21	1-12
Points off Turnover	7	3

RUSHING

TCU - Kendre Miller 12-120, Emari Bailey 1-30, Emari Demercado 6-10, Max Duggan 6-2, Quentin Johnston 2-Minus 9.

WEST VIRGINIA - CJ Donaldson 19-104, Justin Johnson Jr. 10-36, Jaylen Anderson 3-6, JT Daniels 6-5, Sam James 2-4.

PASSING:

TCU - Max Duggan 16-28-1, 341 yards.

WEST VIRGINIA - JT Daniels 23-39-1, 275 yards.

RECEIVING:

TCU - Taye Barber 4-99, Quentin Johnston 4-76, Savion Williams 3-97, Derius Davis 3-60, Emari Demercado 1-10, Kendre Miller 1-Minus 1.

WEST VIRGINIA - Sam James 6-95, Kaden Prather 4-29, Bryce Ford-Wheaton 3-51, Reese Smith 3-36, Garrett Greene 2-13, Treylan Davis 1-16, Cortez Braham 1-15, Jaylen Anderson 1-15, Justin Johnson Jr. 1-5, CJ Donaldson 1-0.



2022-23 TCU Football
Game Results
All games

Page 1/1
as of Oct 31, 2022

Team Results

	Date	Opponent		Score	Overall	Conf	Time	Attend
	09/02/2022	at Colorado	W	38-13	1-0	0-0	3:26	47868
	09/10/2022	Tarleton St.	W	59-17	2-0	0-0	3:14	43197
	09/24/2022	at SMU	W	42-34	3-0	0-0	3:36	35570
*	10/01/2022	Oklahoma	W	55-24	4-0	1-0	3:55	49095
*	10/08/2022	at Kansas	W	38-31	5-0	2-0	3:24	47233
*	10/15/2022	Oklahoma St.	Wot2	43-40	6-0	3-0	3:54	49594
*	10/22/2022	Kansas St.	W	38-28	7-0	4-0	3:17	47881
*	10/29/2022	at West Virginia	W	41-31	8-0	5-0	3:39	50426



2022-23 TCU Football
Overall Team Statistics
All games

Page 1/2
as of Oct 31, 2022

Team Statistics

	TCU	OPP
Scoring	354	218
Points per game	44.3	27.3
Points Off Turnovers	50	13
First Downs	186	163
Rushing	80	63
Passing	98	90
Penalty	8	10
Rushing Yardage	1743	1124
Yards gained rushing	1925	1271
Yards lost rushing	182	147
Rushing attempts	300	292
Average per rush	5.8	3.8
Average per game	217.9	140.5
TDs Rushing	24	14
Passing Yardage	2406	2096
Comp-Att-Int	169-248-2	152-280-9
Average per pass	9.7	7.5
Average per catch	14.2	13.8
Average per game	300.8	262.0
TDs Passing	22	13
Total offense	4149	3220
Total plays	548	572
Average per play	7.6	5.6
Average per game	518.6	402.5
Kick returns: #-Yards	21-421	23-516
Punt returns: #-Yards	12-131	0-0
Int returns: #-Yards	9-99	2-0
Kick return average	20.0	22.4
Punt return average	10.9	0.0
Int return average	11.0	0.0
Fumbles-Lost	7-4	10-3
Penalties-Yards	38-371	41-334
Average per game	46.4	41.8
Punts-Yards	28-1109	35-1507
Average per punt	39.6	43.1
Net punt average	37.5	35.8
Kickoffs-Yards	62-3825	41-2374
Average per kick	61.7	57.9
Net kick average	38.7	37.3
Time of possession / game	30:48	29:12
3rd-down conversion	47/103	49/121
3rd-down pct	46%	40%
4rd-down conversion	8/15	10/19



2022-23 TCU Football
Overall Team Statistics
All games

Page 2/2
as of Oct 31, 2022

	TCU	OPP
4rd-down pct	53%	53%
Sacks by-Yards	15-79	13-109
Misc Yards	0	0
Touchdowns scored	47	27
Field goals - attempts	9-10	10-13
On-Side kicks	0-0	0-0
Red-zone scores	(29-33) 88%	(26-30) 87%
Red-zone touchdowns	(24-33) 73%	(19-30) 63%
PAT-attempts	(43-45) 96%	(26-26) 100%
2-point conversion-attempts	(1-1) 100%	(0-1) 0%
Attendance	189767	181097
Games / Avg per game	4/47442	4/45274
Neutral site games	-	0/0

Score by Periods

Team	1st	2nd	3rd	4th	OT	TOT
TCU	89	93	76	83	13	354
Opponents	41	79	47	41	10	218



2022-23 TCU Football Individual Statistics All games

Page 1/3
as of Oct 31, 2022

Rushing

Player	gp	att	gain	loss	net	avg	td	lg	avg/g
Kendre Miller	8	132	869	18	851	6.4	11	69	106.4
Emari Demercado	8	50	318	19	299	6.0	4	63	37.4
Max Duggan	8	64	387	111	276	4.3	4	67	34.5
Emani Bailey	8	14	152	0	152	10.9	2	37	19.0
Sam Jackson	4	9	74	10	64	7.1	2	32	16.0
Trent Battle	8	8	38	0	38	4.8	0	11	4.8
Corey Wren	6	6	34	0	34	5.7	0	22	5.7
Derius Davis	8	2	28	0	28	14.0	1	27	3.5
Chandler Morris	1	4	21	3	18	4.5	0	15	18.0
Quentin Johnston	8	3	4	11	-7	-2.3	0	2	-0.9
Team	8	8	0	10	-10	-1.3	0	0	-1.3
Total	8	300	1925	182	1743	5.8	24	69	217.9
Opponents	8	292	1271	147	1124	3.8	14	47	140.5

Passing

Player	gp	effic	comp-att-int	pct	yds	td	lg	avg/g
Max Duggan	8	182.5	149-221-2	67.4	2212	22	80	276.5
Chandler Morris	1	111.6	13-20-0	65.0	111	0	20	111.0
Sam Jackson	4	205.8	5-5-0	100.0	63	0	39	15.8
Taye Barber	8	251.2	1-1-0	100.0	18	0	18	2.3
Josh Hoover	1	116.8	1-1-0	100.0	2	0	2	2.0
Total	8	177.3	169-248-2	68.1	2406	22	80	300.8
Opponents	8	126.1	152-280-9	54.3	2096	13	78	262.0

Receiving

Player	gp	no.	yds	avg	td	lg	avg/g
Quentin Johnston	8	42	650	15.5	4	55	81.3
Derius Davis	8	25	349	14.0	4	80	43.6
Taye Barber	8	20	388	19.4	3	73	48.5
Savion Williams	8	17	241	14.2	3	57	30.1
Jared Wiley	8	12	136	11.3	4	30	17.0
Kendre Miller	8	9	74	8.2	0	21	9.3
Jordan Hudson	7	8	112	14.0	1	31	16.0
Emari Demercado	8	6	41	6.8	0	18	5.1
Gunnar Henderson	8	6	149	24.8	1	62	18.6
Geor'quarius Spivey	8	5	72	14.4	0	23	9.0
Emani Bailey	8	4	18	4.5	0	14	2.3
Blake Nowell	8	4	69	17.3	0	44	8.6
Quincy Brown	2	3	31	10.3	2	17	15.5
Corey Wren	6	2	2	1.0	0	2	0.3
Chase Jackson	5	2	7	3.5	0	5	1.4
Trent Battle	8	2	22	11.0	0	19	2.8
Blair Conwright	8	1	8	8.0	0	8	1.0
Chase Curtis	8	1	37	37.0	0	37	4.6
Total	8	169	2406	14.2	22	80	300.8
Opponents	8	152	2096	13.8	13	78	262.0

Punt Returns

Player	no.	yds	avg	td	lg
Derius Davis	11	134	12.2	1	60
Noah Daniels	1	-3	-3.0	0	0
Total	12	131	10.9	1	60
Opponents	0	0	0.0	0	0

Interceptions

Player	no.	yds	avg	td	lg
Bud Clark	3	42	14.0	0	37
Josh Newton	2	57	28.5	0	32
Tre'Vius Hodges-Tomlinson	1	0	0.0	0	0
Jamoi Hodge	1	0	0.0	0	0
Jaionte McMillan	1	0	0.0	0	0
Abe Camara	1	0	0.0	0	0
Total	9	99	11.0	0	37
Opponents	2	0	0.0	0	0

Kick Returns

Player	no.	yds	avg	td	lg
Derius Davis	10	239	23.9	0	57
Emari Demercado	4	83	20.8	0	25
Taye Barber	3	31	10.3	0	22
Zach Marcheselli	2	6	3.0	0	4
Shadrach Banks	2	62	31.0	0	37
Total	21	421	20.0	0	57
Opponents	23	516	22.4	0	47

Fumble Returns

Player	no.	yds	avg	td	lg
Lwal Uguak	1	19	19.0	0	19
Dee Winters	1	0	0.0	0	0
Shadrach Banks	1	0	0.0	0	0
Total	3	19	6.3	0	19
Opponents	4	0	0.0	0	0



2022-23 TCU Football
Individual Statistics
All games

Page 2/3
as of Oct 31, 2022

Scoring

Player	td	fg	PAT						pts
			kick	rush	rcv	pass	dxp	saf	
Kendre Miller	11	-	-	-	-	-	-	-	66
Griffin Kell	-	8-8	37-38	-	-	-	-	-	61
Derius Davis	6	-	-	1	-	-	-	-	38
Emari Demercado	4	-	-	-	-	-	-	-	24
Max Duggan	4	-	-	-	-	-	-	-	24
Jared Wiley	4	-	-	-	-	-	-	-	24
Quentin Johnston	4	-	-	-	-	-	-	-	24
Taye Barber	3	-	-	-	-	-	-	-	18
Savion Williams	3	-	-	-	-	-	-	-	18
Emani Bailey	2	-	-	-	-	-	-	-	12
Quincy Brown	2	-	-	-	-	-	-	-	12
Sam Jackson	2	-	-	-	-	-	-	-	12
Luke Laminack	-	1-2	6-7	-	-	-	-	-	9
Gunnar Henderson	1	-	-	-	-	-	-	-	6
Jordan Hudson	1	-	-	-	-	-	-	-	6
Total	47	9-10	43-45	1	0	0	0	0	354
Opponents	27	10-13	26-26	0	0	0	0	0	218

Field Goals

Player	fg	pct.	01-19	20-29	30-39	40-49	50-99	lg	blk
Griffin Kell	8-8	100.0	0-0	0-0	5-5	3-3	0-0	47	0
Luke Laminack	1-2	50.0	0-0	0-0	1-2	0-0	0-0	36	0
Opponents	10-13	76.9	0-0	0-0	5-6	4-6	1-1	52	0

FG Sequence

Team Name	TCU	Opponents
Colorado	(33)	(37),(43)
Tarleton St.	36,(36)	(47)
Kansas	(39)	(40),31
Oklahoma St.	(47),(35),(34)	(35),(34),(32),(52)
Kansas St.	(43)	44,40
West Virginia	(30),(46)	(33)
Oklahoma		(43)

Numbers in parentheses indicate field goal was made

Total Offense

Player	g	plays	rush	pass	total	avg/g
Max Duggan	8	285	276	2212	2488	311.0
Kendre Miller	8	132	851	0	851	106.4
Emari Demercado	8	50	299	0	299	37.4
Emani Bailey	8	14	152	0	152	19.0
Chandler Morris	1	24	18	111	129	129.0
Sam Jackson	4	14	64	63	127	31.8
Trent Battle	8	8	38	0	38	4.8
Corey Wren	6	6	34	0	34	5.7
Derius Davis	8	2	28	0	28	3.5
Taye Barber	8	1	0	18	18	2.3
Josh Hoover	1	1	0	2	2	2.0
Quentin Johnston	8	3	-7	0	-7	-0.9
Team	8	0	-10	0	-10	-1.3
Total	8	548	1743	2406	4149	518.6
Opponents	8	572	1124	2096	3220	402.5

Punting

Player	no.	yds	avg	lg	tb	fc	i20	50+	blk
Jordy Sandy	28	1109	39.6	59	3	16	8	2	0
Total	28	1109	39.6	59	3	16	8	2	0
Opponents	35	1507	43.1	64	6	10	10	8	0

Kickoffs

Player	no.	yds	avg	tb	ob	retn	net	ydl
Luke Laminack	62	3825	61.7	33	2			
Total	62	3825	61.7	33	2	23	38.7	26
Opponents	41	2374	57.9	15	2	23	37.3	27



2022-23 TCU Football
Individual Statistics
All games

Page 3/3
as of Oct 31, 2022

All Purpose

Player	g	rush	rcv	pr	kr	ir	total	avg/g
Kendre Miller	8	851	74	0	0	0	925	115.6
Derius Davis	8	28	349	134	239	0	750	93.8
Quentin Johnston	8	-7	650	0	0	0	643	80.4
Emari Demercado	8	299	41	0	83	0	423	52.9
Taye Barber	8	0	388	0	31	0	419	52.4
Max Duggan	8	276	0	0	0	0	276	34.5
Savion Williams	8	0	241	0	0	0	241	30.1
Emani Bailey	8	152	18	0	0	0	170	21.3
Gunnar Henderson	8	0	149	0	0	0	149	18.6
Jared Wiley	8	0	136	0	0	0	136	17.0
Jordan Hudson	7	0	112	0	0	0	112	16.0
Geor'quarius Spivey	8	0	72	0	0	0	72	9.0
Blake Nowell	8	0	69	0	0	0	69	8.6
Sam Jackson	4	64	0	0	0	0	64	16.0
Shadrach Banks	8	0	0	0	62	0	62	7.8
Trent Battle	8	38	22	0	0	0	60	7.5
Josh Newton	8	0	0	0	0	57	57	7.1
Bud Clark	5	0	0	0	0	42	42	8.4
Chase Curtis	8	0	37	0	0	0	37	4.6
Corey Wren	6	34	2	0	0	0	36	6.0
Quincy Brown	2	0	31	0	0	0	31	15.5
Chandler Morris	1	18	0	0	0	0	18	18.0
Blair Conwright	8	0	8	0	0	0	8	1.0
Chase Jackson	5	0	7	0	0	0	7	1.4
Zach Marcheselli	8	0	0	0	6	0	6	0.8
Noah Daniels	5	0	0	-3	0	0	-3	-0.6
Team	8	-10	0	0	0	0	-10	-1.3
Total	8	1743	2406	131	421	99	4800	600.0
Opponents	8	1124	2096	0	516	0	3736	467.0



2022-23 TCU Football
Overall Defense Statistics
All games

Page 1/2
as of Oct 31, 2022

Team Defense

			Tackles				Sacks	Pass defense			Fumbles		blkd	
##	Player	gp	ua	a	tot	tfl/yds	no-yds	int-yds	brup	qbh	fr-yds	ff	kick	saf
6	Jamoi Hodge	8	23	24	47	5-20	3-17	1-0	1
3	Mark Perry	8	34	13	47	2.5-3	.	.	1
57	Johnny Hodges	8	23	24	47	4-21	1.5-11	.	1	1
13	Dee Winters	8	20	19	39	7-26	4.5-21	.	1	6	1-0	.	.	.
14	Abe Camara	8	26	6	32	.	.	1-0	3	.	.	1	.	.
4	Namdi Obiazor	8	18	14	32	.	.	.	1
1	Tre'Vius Hodges-Tomlinson	8	25	4	29	1-3	.	1-0	3	.	.	1	.	.
15	Josh Foster	8	19	6	25	1-12	.	.	1
98	Dylan Horton	8	13	10	23	4-15	2.5-14	.	3	5
52	Damonic Williams	8	9	11	20	3.5-12	1.5-8	1	.	.
24	Josh Newton	8	14	5	19	2-5	.	2-57	4
28	Millard Bradford	5	13	4	17	.	.	.	4
90	Caleb Fox	8	3	13	16	1-1	.	.	.	3
19	Shadrach Banks	8	10	3	13	1-0	1	.	.
91	Tymon Mitchell	8	5	7	12	2.5-9	2-8
93	George Ellis	8	6	4	10	2-3	.	.	1	1
2	Kee'yon Stewart	7	9	1	10	.	.	.	3
95	Terrell Cooper	8	3	6	9	1.5-2	.	.	1	1	.	1	.	.
26	Bud Clark	5	7	1	8	.	.	3-42	2
96	Lwal Uguak	8	3	3	6	1	1-19	.	.	.
34	Zach Marcheselli	8	3	3	6
17	Deshawn McCuin	3	4	1	5
9	Marcel Brooks	3	3	2	5
27	Jaionte McMillan	8	4	.	4	1-2	.	1-0	2
21	Noah Daniels	5	3	1	4	.	.	.	1
25	Wyatt Harris	6	1	3	4
18	Ish Burdine	2	2	1	3
10	Chace Biddle	7	2	1	3
7	D'Arco Perkins-McAllister	8	2	1	3	.	.	.	1
81	Chase Curtis	8	1	1	2
17	Trent Battle	8	1	1	2
51	Luke Lingard	2	1	1	2	.	.	.	1	1
50	Doug Blue-Eli	4	.	1	1
97	Paul Oyewale	3	.	1	1
19	Jared Wiley	8	1	.	1
6	Chase Jackson	5	1	.	1
99	Luke Laminack	8	.	1	1
87	Blake Nowell	8	.	1	1
94	Michael Ibukun-Okeyode	4	1	.	1
29	Marvin Covington	1	1
44	Colt Ellison	4	2



2022-23 TCU Football
Overall Defense Statistics
All games

Page 2/2
as of Oct 31, 2022

			Tackles				Sacks	Pass defense			Fumbles	blkd		
##	Player	gp	ua	a	tot	tfl/yds	no-yds	int-yds	brup	qbh	fr-yds	ff	kick	saf
	Totals	8	313	198	511	38-134	15-79	9-99	36	21	3-19	5	0	0
	Opponents	8	313	224	537	38-180	13-109	2-0	22	16	4-0	5	0	0



2022-23 TCU Football Games Played All games

Page 1/3
as of Oct 31, 2022

##	Player	GP-GS	CU	TSU	SMU	OU	KU	OSU	KState	WVU
0	Blair Conwright	8/0	XXX	XXX	XXX	XXX	XXX	XXX	XXX	XXX
0	Landyn Watson	1/0	...	XXX
1	Tre'Vius Hodges-Tomlinson	8/8	START	START	START	START	START	START	START	START
1	Quentin Johnston	8/8	START	START	START	START	START	START	START	START
2	Kee'yon Stewart	7/0	XXX	XXX	XXX	...	XXX	XXX	XXX	XXX
2	Chandler Morris	1/1	START
3	Emari Demercado	8/0	XXX	XXX	XXX	XXX	XXX	XXX	XXX	XXX
3	Mark Perry	8/8	START	START	START	START	START	START	START	START
4	Taye Barber	8/7	START	START	START	START	XXX	START	START	START
4	Namdi Obiazor	8/2	XXX	XXX	XXX	XXX	XXX	XXX	START	START
6	Jamoi Hodge	8/8	START	START	START	START	START	START	START	START
6	Chase Jackson	5/0	...	XXX	...	XXX	XXX	XXX	XXX	...
7	D'Arco Perkins-McAllister	8/0	XXX	XXX	XXX	XXX	XXX	XXX	XXX	XXX
7	Jordan Hudson	7/0	XXX	XXX	XXX	XXX	XXX	XXX	...	XXX
9	Marcel Brooks	3/0	XXX	XXX	XXX
9	Emani Bailey	8/0	XXX	XXX	XXX	XXX	XXX	XXX	XXX	XXX
10	Josh Hoover	1/0	...	XXX
10	Chace Biddle	7/0	XXX	XXX	XXX	XXX	...	XXX	XXX	XXX
11	Derius Davis	8/4	XXX	XXX	XXX	START	XXX	START	START	START
12	Geor'quarius Spivey	8/3	START	START	START	XXX	XXX	XXX	XXX	XXX
12	Terrence Cooks II	0/0
13	Dee Winters	8/8	START	START	START	START	START	START	START	START
13	Luke Pardee	0/0
14	Abe Camara	8/7	START	START	START	START	START	START	START	XXX
14	DJ Allen	0/0
15	Max Duggan	8/7	XXX	START	START	START	START	START	START	START
15	Josh Foster	8/1	XXX	XXX	XXX	XXX	XXX	START	XXX	XXX
16	Sam Jackson	4/0	XXX	XXX	...	XXX	...	XXX
17	Deshawn McCuin	3/0	XXX	XXX	...	XXX	...
17	Trent Battle	8/0	XXX	XXX	XXX	XXX	XXX	XXX	XXX	XXX
18	Ish Burdine	2/0	XXX	XXX
18	Savion Williams	8/8	START	START	START	START	START	START	START	START
19	Jared Wiley	8/1	XXX	XXX	XXX	XXX	START	XXX	XXX	XXX
19	Shadrach Banks	8/0	XXX	XXX	XXX	XXX	XXX	XXX	XXX	XXX
20	Christopher Chosen	1/0	...	XXX
20	Ronald Lewis	0/0
21	Noah Daniels	5/0	XXX	XXX	XXX	XXX	XXX
21	Corey Wren	6/0	XXX	XXX	XXX	XXX	XXX	XXX
22	Kyron Chambers	5/0	XXX	XXX	...	XXX	...	XXX	...	XXX
22	Major Everhart	1/0	...	XXX
23	Trevor Ailey	1/0	...	XXX
23	Keontae Jenkins	3/0	...	XXX	...	XXX	XXX
24	Josh Newton	8/8	START	START	START	START	START	START	START	START
24	Brant Ahlfinger	0/0
25	Wyatt Harris	6/0	XXX	XXX	XXX	XXX	...	XXX	...	XXX
25	James Koshakji	0/0
26	Bud Clark	5/1	XXX	XXX	XXX	XXX	START
26	Caleb Medford	1/0	...	XXX
27	Gunnar Henderson	8/0	XXX	XXX	XXX	XXX	XXX	XXX	XXX	XXX
27	Jaionte McMillan	8/0	XXX	XXX	XXX	XXX	XXX	XXX	XXX	XXX
28	Millard Bradford	5/5	START	START	START	START	START
29	Marvin Covington	1/0	...	XXX
29	Jacob Porter	0/0
30	Drew Scott	0/0
31	Jordy Sandy	8/0	XXX	XXX	XXX	XXX	XXX	XXX	XXX	XXX
32	Christian MacDonald	0/0
32	Kevin Ward	1/0	...	XXX
33	Thomas Armstrong	1/0	XXX
33	Kendre Miller	8/8	START	START	START	START	START	START	START	START
34	Zach Marcheselli	8/0	XXX	XXX	XXX	XXX	XXX	XXX	XXX	XXX



2022-23 TCU Football Games Played All games

Page 2/3
as of Oct 31, 2022

##	Player	GP-GS	CU	TSU	SMU	OU	KU	OSU	KState	WVU
35	Colton Dobson	0/0
36	Joe Laterza	0/0
36	Ryan Quintanar	0/0
37	Palmer Nix	1/0	...	XXX
38	Parker Clark	0/0
38	Jack Stein	0/0
39	Griffin Kell	7/0	XXX	...	XXX	XXX	XXX	XXX	XXX	XXX
39	Matthew Kerr	0/0
40	Franklin Estrada	1/0	XXX	...
41	TJ Willson	1/0	...	XXX
42	Brent Maticcik	8/0	XXX	XXX	XXX	XXX	XXX	XXX	XXX	XXX
43	Blake Baldwin	1/0	...	XXX
43	Joe Staubach	0/0
44	Colt Ellison	4/0	XXX	XXX	XXX	XXX
44	Ben Reppenhagen	0/0
46	Daveion Crawford	2/0	...	XXX	XXX
46	Hunter Krepp	0/0
47	Carter Ware	7/0	XXX	XXX	...	XXX	XXX	XXX	XXX	XXX
47	Jake Boozer	0/0
48	Zimbalist Odhams	2/0	...	XXX	...	XXX
49	Connor Lingren	0/0
49	Austin Scheets	0/0
50	Doug Blue-Eli	4/0	XXX	XXX	XXX	XXX
51	Luke Lingard	2/0	XXX	XXX
52	Ezra Dotson-Oyetade	2/0	...	XXX	XXX
52	Damonic Williams	8/8	START	START	START	START	START	START	START	START
53	John Lanz	7/0	XXX	XXX	XXX	XXX	XXX	...	XXX	XXX
54	Quinton Harris	0/0
54	Luke Splaine	0/0
55	Robby Rochester	6/0	XXX	XXX	XXX	XXX	XXX	XXX
56	Alan Ali	8/8	START	START	START	START	START	START	START	START
57	Johnny Hodges	8/8	START	START	START	START	START	START	START	START
58	Altrique Barlow	5/0	...	XXX	XXX	XXX	...	XXX	XXX	...
59	Blake Jones	0/0
61	Riley Self	0/0
66	Noah Bolticoff	1/0	...	XXX
67	Hudson White	0/0
68	Michael Nichols	5/0	XXX	XXX	XXX	XXX	XXX
69	Gannon Gaubert	0/0
70	Kris Dike	0/0
71	Marcus Williams	6/0	...	XXX	...	XXX	XXX	XXX	XXX	XXX
72	Jasper Lott	0/0
74	Andrew Coker	8/8	START	START	START	START	START	START	START	START
75	Brannon Brown	5/0	...	XXX	XXX	XXX	...	XXX	XXX	...
76	Garrett Hayes	7/0	XXX	XXX	...	XXX	XXX	XXX	XXX	XXX
77	Brandon Coleman	8/8	START	START	START	START	START	START	START	START
78	Wes Harris	8/8	START	START	START	START	START	START	START	START
79	Steve Avila	8/8	START	START	START	START	START	START	START	START
80	D'Andre Rogers	6/0	XXX	XXX	XXX	XXX	...	XXX	XXX	...
81	Chase Curtis	8/0	XXX	XXX	XXX	XXX	XXX	XXX	XXX	XXX
82	Alex Honig	6/0	XXX	XXX	XXX	XXX	...	XXX	XXX	...
83	Keagan Cunningham	1/0	...	XXX
84	Dominic DiNunzio	8/1	XXX	XXX	XXX	XXX	START	XXX	XXX	XXX
86	Curtis Raymond III	3/0	...	XXX	XXX	XXX	...
87	Blake Nowell	8/0	XXX	XXX	XXX	XXX	XXX	XXX	XXX	XXX
88	Quincy Brown	2/0	XXX	XXX
89	Stayton Ankrom	0/0
90	Caleb Fox	8/0	XXX	XXX	XXX	XXX	XXX	XXX	XXX	XXX
91	Tymon Mitchell	8/0	XXX	XXX	XXX	XXX	XXX	XXX	XXX	XXX
92	Luke Dodds	2/0	...	XXX	XXX



2022-23 TCU Football
Games Played
All games

Page 3/3
as of Oct 31, 2022

##	Player	GP-GS	CU	TSU	SMU	OU	KU	OSU	KState	WVU
93	George Ellis	8/0	XXX	XXX	XXX	XXX	XXX	XXX	XXX	XXX
94	Michael Ibukun-Okeyode	4/0	XXX	XXX	XXX	XXX
95	Terrell Cooper	8/8	START	START	START	START	START	START	START	START
96	Lwal Uguak	8/0	XXX	XXX	XXX	XXX	XXX	XXX	XXX	XXX
97	Easton Black	0/0
97	Paul Oyewale	3/0	...	XXX	XXX	XXX
98	Dylan Horton	8/8	START	START	START	START	START	START	START	START
98	Logan Frederic	0/0
99	Soni Misi	2/0	XXX	XXX
99	Luke Laminack	8/0	XXX	XXX	XXX	XXX	XXX	XXX	XXX	XXX



2022-23 TCU Football
Team Game-by-Game
All games

Page 1/1
as of Oct 31, 2022

Date	Opponent	Rushing				Receiving				Passing				Kick Returns				Punt Returns				tot off
		no.	yds	td	lg	no.	yds	td	lg	cmp-att-int	yds	td	lg	no.	yds	td	lg	no.	yds	td	lg	
09/02/2022	at Colorado	30	275	4	43	15	138	0	20	15-23-0	138	0	20	0	0	0	0	3	72	1	60	413
09/10/2022	Tarleton St.	37	180	3	37	28	450	5	44	28-34-0	450	5	44	3	45	0	22	0	0	0	0	630
09/24/2022	at SMU	35	191	3	63	23	296	3	80	23-30-0	296	3	80	3	85	0	57	1	15	0	15	487
10/01/2022	Oklahoma	41	361	5	69	24	307	3	73	24-34-0	307	3	73	1	19	0	19	1	1	0	1	668
10/08/2022	at Kansas	31	144	2	18	23	308	3	53	23-33-1	308	3	53	4	88	0	37	2	4	0	4	452
10/15/2022	Oklahoma St.	43	224	3	21	23	286	2	48	23-40-0	286	2	48	5	81	0	19	4	42	0	27	510
10/22/2022	Kansas St.	56	215	2	48	17	280	3	65	17-26-0	280	3	65	2	35	0	25	0	0	0	0	495
10/29/2022	at West Virginia	27	153	2	51	16	341	3	71	16-28-1	341	3	71	3	68	0	28	1	-3	0	0	494
TCU		300	1743	24	69	169	2406	22	80	169-248-2	2406	22	80	21	421	0	57	12	131	1	60	4149
Opponents		292	1124	14	47	152	2096	13	78	152-280-9	2096	13	78	23	516	0	47	0	0	0	0	3220

TCU Averages

Games	Avg/ rush	Avg/ catch	Pass effc	KR avg	PR avg	All purpose avg/game	Total offense avg/game
8	5.8	14.2	177.3	20.0	10.9	600.0	518.6

Date	Opponent	Tackles				Sacks no-yds	Fumble ff fr-yds		Pass Defense int-yds qbh brup			blkd kick	PAT attempts kick rush rcv			off saf t/o		pts
		ua	a total	tfl-yds														
09/02/2022	at Colorado	40	14	54	6.0-23	2-17	0	0-0	0-0	5	7	0	5-5	0	0	0	0	38
09/10/2022	Tarleton St.	26	24	50	3.0-4	0-0	0	0-0	2-25	5	7	0	6-7	1	0	0	8	59
09/24/2022	at SMU	43	24	67	7.0-27	3-15	0	0-0	2-32	2	4	0	6-6	0	0	0	14	42
10/01/2022	Oklahoma	43	42	85	7.0-21	4-17	1	1-0	0-0	3	3	0	7-8	0	0	0	7	55
10/08/2022	at Kansas	47	14	61	3.0-20	1-5	1	1-0	1-0	1	4	0	5-5	0	0	0	14	38
10/15/2022	Oklahoma St.	27	44	71	5.0-9	2-4	0	0-0	1-0	2	6	0	4-4	0	0	0	0	43
10/22/2022	Kansas St.	33	16	49	3.0-6	0-0	2	0-0	2-5	3	2	0	5-5	0	0	0	0	38
10/29/2022	at West Virginia	54	20	74	4.0-24	3-21	1	1-19	1-37	0	3	0	5-5	0	0	0	7	41
TCU		313	198	511	38.0-134	15-79	5	3-19	9-99	21	36	0	43-45	1	0	0	50	354
Opponents		313	224	537	38.0-180	13-109	5	4-0	2-0	16	22	0	26-26	0	0	0	13	218

		Punting										Field Goals			Kickoffs				
Date	Opponent	no.	yds	avg	long	blkd	tb	fc	50+	i20	md-att	long	blkd	no.	yds	avg	tb	ob	
09/02/2022	at Colorado	3	124	41.3	47	0	0	2	0	2	1-1	33	0	7	455	65.0	7	0	
09/10/2022	Tarleton St.	1	37	37.0	37	0	0	1	0	1	1-2	36	0	10	644	64.4	7	0	
09/24/2022	at SMU	4	150	37.5	53	0	0	0	1	2	0-0	0	0	7	406	58.0	4	0	
10/01/2022	Oklahoma	5	192	38.4	44	0	0	4	0	1	0-0	0	0	9	528	58.7	0	1	
10/08/2022	at Kansas	4	181	45.3	59	0	1	3	1	1	1-1	39	0	7	405	57.9	4	0	
10/15/2022	Oklahoma St.	6	250	41.7	48	0	0	5	0	1	3-3	47	0	7	455	65.0	6	0	
10/22/2022	Kansas St.	3	110	36.7	41	0	1	1	0	0	1-1	43	0	7	426	60.9	2	1	
10/29/2022	at West Virginia	2	65	32.5	35	0	1	0	0	0	2-2	46	0	8	506	63.3	3	0	
TCU		28	1109	39.6	59	0	3	16	2	8	9-10	47	0	62	3825	61.7	33	2	
Opponents		35	1507	43.1	64	0	6	10	8	10	10-13	52	0	41	2374	57.9	15	2	



**2022-23 TCU Football
Opponents Game-by-Game
All games**

Page 1/1
as of Oct 31, 2022

Date	Opponent	Rushing				Receiving				Passing				Kick Returns				Punt Returns				tot off
		no.	yds	td	lg	no.	yds	td	lg	cmp-att-int	yds	td	lg	no.	yds	td	lg	no.	yds	td	lg	
09/02/2022	at Colorado	29	113	0	24	26	235	1	35	26-41-0	235	1	35	0	0	0	0	0	0	0	0	348
09/10/2022	Tarleton St.	28	85	1	11	11	210	1	42	11-26-2	210	1	42	3	78	0	40	0	0	0	0	295
09/24/2022	at SMU	37	104	3	22	27	372	2	45	27-49-2	372	2	45	0	0	0	0	0	0	0	0	476
10/01/2022	Oklahoma	49	179	3	20	14	176	0	78	14-32-0	176	0	78	7	174	0	47	0	0	0	0	355
10/08/2022	at Kansas	38	189	0	40	21	351	4	52	21-34-1	351	4	52	3	55	0	31	0	0	0	0	540
10/15/2022	Oklahoma St.	41	141	3	29	16	245	1	44	16-36-1	245	1	44	1	23	0	23	0	0	0	0	386
10/22/2022	Kansas St.	30	158	2	47	14	232	2	37	14-23-2	232	2	37	4	101	0	41	0	0	0	0	390
10/29/2022	at West Virginia	40	155	2	38	23	275	2	36	23-39-1	275	2	36	5	85	0	25	0	0	0	0	430
Opponents		292	1124	14	47	152	2096	13	78	152-280-9	2096	13	78	23	516	0	47	0	0	0	0	3220
TCU		300	1743	24	69	169	2406	22	80	169-248-2	2406	22	80	21	421	0	57	12	131	1	60	4149

Opponents Averages

Games	Avg/ rush	Avg/ catch	Pass effc	KR avg	PR avg	All purpose avg/game	Total offense avg/game
8	3.8	13.8	126.1	22.4	0.0	467.0	402.5

Date	Opponent	Tackles				Sacks		Fumble		Pass Defense			blkd	PAT attempts			off		
		ua	a total	tfl-yds	no-yds	ff	fr-yds	int-yds	qbh	brup	kick	kick	rush	rcv	saf	t/o	pts		
09/02/2022	at Colorado	30	12	42	3.0-8	0-0	0	0-0	0-0	2	0	0	1-1	0	0	0	0	0	13
09/10/2022	Tarleton St.	41	38	79	1.0-5	0-0	1	1-0	0-0	1	3	0	2-2	0	0	0	0	0	17
09/24/2022	at SMU	46	10	56	9.0-53	5-42	1	0-0	0-0	1	2	0	4-4	0	0	0	0	0	34
10/01/2022	Oklahoma	33	42	75	4.0-15	1-10	0	0-0	0-0	3	2	0	3-3	0	0	0	0	0	24
10/08/2022	at Kansas	39	28	67	4.0-16	1-9	1	1-0	1-0	2	3	0	4-4	0	0	0	7	31	
10/15/2022	Oklahoma St.	50	32	82	4.0-13	1-4	1	1-0	0-0	3	5	0	4-4	0	0	0	3	40	
10/22/2022	Kansas St.	44	40	84	6.0-37	4-32	1	0-0	0-0	2	4	0	4-4	0	0	0	0	28	
10/29/2022	at West Virginia	30	22	52	7.0-33	1-12	0	1-0	1-0	2	3	0	4-4	0	0	0	3	31	
Opponents		313	224	537	38.0-180	13-109	5	4-0	2-0	16	22	0	26-26	0	0	0	13	218	
TCU		313	198	511	38.0-134	15-79	5	3-19	9-99	21	36	0	43-45	1	0	0	50	354	

Date	Opponent	Punting										Field Goals			Kickoffs			
		no.	yds	avg	long	blkd	tb	fc	50+	i20	md-att	long	blkd	no.	yds	avg	tb	ob
09/02/2022	at Colorado	4	173	43.3	51	0	1	0	1	1	2-2	43	0	4	260	65.0	4	0
09/10/2022	Tarleton St.	6	193	32.2	38	0	1	4	0	1	1-1	47	0	4	164	41.0	0	0
09/24/2022	at SMU	4	197	49.3	64	0	2	1	1	1	0-0	0	0	5	236	47.2	0	0
10/01/2022	Oklahoma	8	375	46.9	60	0	2	1	3	3	1-1	43	0	5	323	64.6	4	0
10/08/2022	at Kansas	3	125	41.7	47	0	0	0	0	1	1-2	40	0	6	331	55.2	0	2
10/15/2022	Oklahoma St.	6	293	48.8	53	0	0	2	3	1	4-4	52	0	7	431	61.6	2	0
10/22/2022	Kansas St.	2	76	38.0	44	0	0	2	0	2	0-2	0	0	5	310	62.0	3	0
10/29/2022	at West Virginia	2	75	37.5	38	0	0	0	0	0	1-1	33	0	5	319	63.8	2	0
Opponents		35	1507	43.1	64	0	6	10	8	10	10-13	52	0	41	2374	57.9	15	2
TCU		28	1109	39.6	59	0	3	16	2	8	9-10	47	0	62	3825	61.7	33	2



2022-23 TCU Football
Red-Zone Results
All games

Page 1/1
as of Oct 31, 2022

TCU Inside Opponent Red-Zone

Date	Opponent	Score	Times In RZ	Times Scored	Total Pts	TDs	Rush TDs	Pass TDs	FGs Made	Failed to score inside RZ					
										FGA	Down	Int	Fumb	Half	Game
09/02/2022	at Colorado	W 38-13	3	3	17	2	2	0	1	1	0	0	0	0	0
09/10/2022	Tarleton St.	W 59-17	9	7	45	6	2	4	1	2	0	0	1	0	0
09/24/2022	at SMU	W 42-34	3	3	21	3	1	2	0	0	0	0	0	0	0
10/01/2022	Oklahoma	W 55-24	5	4	28	4	3	1	0	0	1	0	0	0	0
10/08/2022	at Kansas	W 38-31	2	2	14	2	2	0	0	0	0	0	0	0	0
10/15/2022	Oklahoma St.	W 43-40	7	6	33	4	3	1	2	2	1	0	0	0	0
10/22/2022	Kansas St.	W 38-28	3	3	21	3	2	1	0	0	0	0	0	0	0
10/29/2022	at West Virginia	W 41-31	1	1	3	0	0	0	1	1	0	0	0	0	0
Totals 29 of 33 (87.9%)			33	29	182	24	15	9	5	6	2	0	1	0	0

Opponents Inside TCU Red-Zone

Date	Opponent	Score	Times In RZ	Times Scored	Total Pts	TDs	Rush TDs	Pass TDs	FGs Made	Failed to score inside RZ					
										FGA	Down	Int	Fumb	Half	Game
09/02/2022	Colorado	W 38-13	3	2	6	0	0	0	2	2	1	0	0	0	0
09/10/2022	Tarleton St.	W 59-17	1	1	7	1	1	0	0	0	0	0	0	0	0
09/24/2022	SMU	W 42-34	4	4	27	4	3	1	0	0	0	0	0	0	0
10/01/2022	Oklahoma	W 55-24	3	3	21	3	3	0	0	0	0	0	0	0	0
10/08/2022	Kansas	W 38-31	5	3	17	2	0	2	1	2	0	0	1	0	0
10/15/2022	Oklahoma St.	W 43-40	7	7	37	4	3	1	3	3	0	0	0	0	0
10/22/2022	Kansas St.	W 38-28	2	2	14	2	1	1	0	0	0	0	0	0	0
10/29/2022	West Virginia	W 41-31	5	4	24	3	2	1	1	1	1	0	0	0	0
Totals 26 of 30 (86.7%)			30	26	153	19	13	6	7	8	2	0	1	0	0



2022-23 TCU Football
By Quarter Statistics
All games

Page 1/1
as of Oct 31, 2022

3rd-Down Conversions

Date	Opponent		Score	Overall	1st Qtr	2nd Qtr	3rd Qtr	4th Qtr	Overtime
09/02/2022	at Colorado	W	38-13	5-11 45.5	0-2 0.0	1-3 33.3	3-4 75.0	1-2 50.0	0-0 0.0
09/10/2022	Tarleton St.	W	59-17	7-12 58.3	2-4 50.0	3-4 75.0	1-2 50.0	1-2 50.0	0-0 0.0
09/24/2022	at SMU	W	42-34	5-11 45.5	1-2 50.0	1-2 50.0	1-3 33.3	2-4 50.0	0-0 0.0
10/01/2022	Oklahoma	W	55-24	7-14 50.0	3-5 60.0	2-3 66.7	1-3 33.3	1-3 33.3	0-0 0.0
10/08/2022	at Kansas	W	38-31	5-11 45.5	2-4 50.0	1-3 33.3	2-3 66.7	0-1 0.0	0-0 0.0
10/15/2022	Oklahoma St.	Wot2	43-40	3-13 23.1	1-3 33.3	1-5 20.0	1-2 50.0	0-3 0.0	0-0 0.0
10/22/2022	Kansas St.	W	38-28	10-19 52.6	4-5 80.0	3-6 50.0	2-4 50.0	1-4 25.0	0-0 0.0
10/29/2022	at West Virginia	W	41-31	5-12 41.7	1-2 50.0	2-2 100.0	1-3 33.3	1-5 20.0	0-0 0.0
TCU				47-103 45.6	14-27 51.9	14-28 50.0	12-24 50.0	7-24 29.2	0-0 0.0
Opponents				49-121 40.5	11-26 42.3	16-35 45.7	12-30 40.0	10-28 35.7	0-1 0.0

4th-Down Conversions

Date	Opponent		Score	Overall	1st Qtr	2nd Qtr	3rd Qtr	4th Qtr	Overtime
09/02/2022	at Colorado	W	38-13	2-2 100.0	0-0 0.0	1-1 100.0	0-0 0.0	1-1 100.0	0-0 0.0
09/10/2022	Tarleton St.	W	59-17	2-2 100.0	1-1 100.0	0-0 0.0	1-1 100.0	0-0 0.0	0-0 0.0
09/24/2022	at SMU	W	42-34	0-1 0.0	0-0 0.0	0-1 0.0	0-0 0.0	0-0 0.0	0-0 0.0
10/01/2022	Oklahoma	W	55-24	0-2 0.0	0-0 0.0	0-1 0.0	0-0 0.0	0-1 0.0	0-0 0.0
10/08/2022	at Kansas	W	38-31	0-1 0.0	0-1 0.0	0-0 0.0	0-0 0.0	0-0 0.0	0-0 0.0
10/15/2022	Oklahoma St.	Wot2	43-40	0-1 0.0	0-0 0.0	0-1 0.0	0-0 0.0	0-0 0.0	0-0 0.0
10/22/2022	Kansas St.	W	38-28	2-4 50.0	0-0 0.0	0-1 0.0	1-2 50.0	1-1 100.0	0-0 0.0
10/29/2022	at West Virginia	W	41-31	2-2 100.0	0-0 0.0	0-0 0.0	1-1 100.0	1-1 100.0	0-0 0.0
TCU				8-15 53.3	1-2 50.0	1-5 20.0	3-4 75.0	3-4 75.0	0-0 0.0
Opponents				10-19 52.6	0-2 0.0	3-5 60.0	1-3 33.3	5-8 62.5	1-1 100.0

Time of Possession

Date	Opponent		Score	Overall	1st Qtr	2nd Qtr	3rd Qtr	4th Qtr	Overtime
09/02/2022	at Colorado	W	38-13	26:42	02:37	05:15	09:39	09:11	00:00
09/10/2022	Tarleton St.	W	59-17	34:42	09:35	10:37	04:44	09:46	00:00
09/24/2022	at SMU	W	42-34	31:18	09:34	04:10	05:37	11:57	00:00
10/01/2022	Oklahoma	W	55-24	32:49	06:54	10:03	07:24	08:28	00:00
10/08/2022	at Kansas	W	38-31	26:01	08:40	07:54	04:42	04:45	00:00
10/15/2022	Oklahoma St.	Wot2	43-40	33:05	07:06	07:51	05:53	12:15	00:00
10/22/2022	Kansas St.	W	38-28	38:05	06:51	10:18	10:47	10:09	00:00
10/29/2022	at West Virginia	W	41-31	23:44	05:55	04:24	00:53	12:32	00:00
TCU				Total 246:26	57:12	60:32	49:39	79:03	00:00
				Avg. 30:48	07:09	07:34	06:12	09:53	00:00
Opponents				Total 233:34	47:06	75:10	56:58	54:20	00:00
				Avg. 29:12	05:53	09:24	07:07	06:48	00:00



2022-23 TCU Football
Team Game Highs
All games

Page 1/1
as of Oct 31, 2022

TCU - Game Highs

RUSHES	56	Kansas St. (10/22/2022)
YARDS RUSHING	361	Oklahoma (10/01/2022)
YARDS PER RUSH	9.2	at Colorado (09/02/2022)
TD RUSHES	5	Oklahoma (10/01/2022)
PASS ATTEMPTS	40	Oklahoma St. (10/15/2022)
PASS COMPLETIONS	28	Tarleton St. (09/10/2022)
YARDS PASSING	450	Tarleton St. (09/10/2022)
YARDS PER PASS	13.2	Tarleton St. (09/10/2022)
TD PASSES	5	Tarleton St. (09/10/2022)
TOTAL PLAYS	83	Oklahoma St. (10/15/2022)
TOTAL OFFENSE	668	Oklahoma (10/01/2022)
YARDS PER PLAY	9.0	at West Virginia (10/29/2022)
POINTS	59	Tarleton St. (09/10/2022)
SACKS BY	4	Oklahoma (10/01/2022)
FIRST DOWNS	29	Oklahoma (10/01/2022)
PENALTIES	10	at SMU (09/24/2022)
PENALTY YARDS	94	at SMU (09/24/2022)
TURNOVERS	2	at West Virginia (10/29/2022)
	2	at Kansas (10/08/2022)
PUNTS	6	Oklahoma St. (10/15/2022)
PUNTING AVG	45.3	at Kansas (10/08/2022)
LONG PUNT	59	at Kansas (10/08/2022)
PUNTS INSIDE 20	2	at SMU (09/24/2022)
	2	at Colorado (09/02/2022)
LONG PUNT RETURN	60	at Colorado (09/02/2022)



2022-23 TCU Football
Opponent Match Highs
All games

Page 1/1
as of Oct 31, 2022

Opponent - Game Highs

RUSHES	49	Oklahoma (10/01/2022)
YARDS RUSHING	189	at Kansas (10/08/2022)
YARDS PER RUSH	5.3	Kansas St. (10/22/2022)
TD RUSHES	3 3 3	Oklahoma St. (10/15/2022) Oklahoma (10/01/2022) at SMU (09/24/2022)
PASS ATTEMPTS	49	at SMU (09/24/2022)
PASS COMPLETIONS	27	at SMU (09/24/2022)
YARDS PASSING	372	at SMU (09/24/2022)
YARDS PER PASS	10.3	at Kansas (10/08/2022)
TD PASSES	4	at Kansas (10/08/2022)
TOTAL PLAYS	86	at SMU (09/24/2022)
TOTAL OFFENSE	540	at Kansas (10/08/2022)
YARDS PER PLAY	7.5	at Kansas (10/08/2022)
POINTS	40	Oklahoma St. (10/15/2022)
SACKS BY	5	at SMU (09/24/2022)
FIRST DOWNS	27	at SMU (09/24/2022)
PENALTIES	7 7	at West Virginia (10/29/2022) Oklahoma (10/01/2022)
PENALTY YARDS	80	Oklahoma (10/01/2022)
TURNOVERS	2 2 2 2 2	at West Virginia (10/29/2022) Kansas St. (10/22/2022) at Kansas (10/08/2022) at SMU (09/24/2022) Tarleton St. (09/10/2022)
PUNTS	8	Oklahoma (10/01/2022)
PUNTING AVG	49.3	at SMU (09/24/2022)
LONG PUNT	64	at SMU (09/24/2022)
PUNTS INSIDE 20	3	Oklahoma (10/01/2022)
LONG PUNT RETURN	0 0 0 0 0 0 0 0	at West Virginia (10/29/2022) Kansas St. (10/22/2022) Oklahoma St. (10/15/2022) at Kansas (10/08/2022) Oklahoma (10/01/2022) at SMU (09/24/2022) Tarleton St. (09/10/2022) at Colorado (09/02/2022)



2022-23 TCU Football
Team Match Lows
All games

Page 1/1
as of Oct 31, 2022

TCU - Game Lows

RUSHES	27	at West Virginia (10/29/2022)
YARDS RUSHING	144	at Kansas (10/08/2022)
YARDS PER RUSH	3.8	Kansas St. (10/22/2022)
TD RUSHES	2 2 2	at West Virginia (10/29/2022) Kansas St. (10/22/2022) at Kansas (10/08/2022)
PASS ATTEMPTS	23	at Colorado (09/02/2022)
PASS COMPLETIONS	15	at Colorado (09/02/2022)
YARDS PASSING	138	at Colorado (09/02/2022)
YARDS PER PASS	6.0	at Colorado (09/02/2022)
TD PASSES	0	at Colorado (09/02/2022)
TOTAL PLAYS	53	at Colorado (09/02/2022)
TOTAL OFFENSE	413	at Colorado (09/02/2022)
YARDS PER PLAY	6.0	Kansas St. (10/22/2022)
POINTS	38 38 38	Kansas St. (10/22/2022) at Kansas (10/08/2022) at Colorado (09/02/2022)
SACKS BY	0 0	Tarleton St. (09/10/2022) Kansas St. (10/22/2022)
FIRST DOWNS	17 17	at West Virginia (10/29/2022) at Colorado (09/02/2022)
PENALTIES	1	at Kansas (10/08/2022)
PENALTY YARDS	5	at Kansas (10/08/2022)
INTERCEPTIONS BY	0 0	Oklahoma (10/01/2022) at Colorado (09/02/2022)
PUNTS	1	Tarleton St. (09/10/2022)
PUNTING AVG	32.5	at West Virginia (10/29/2022)
LONG PUNT	35	at West Virginia (10/29/2022)
PUNTS INSIDE 20	0 0	at West Virginia (10/29/2022) Kansas St. (10/22/2022)
LONG PUNT RETURN	0 0 0	at West Virginia (10/29/2022) Kansas St. (10/22/2022) Tarleton St. (09/10/2022)



2022-23 TCU Football
Opponent Match Lows
All games

Page 1/1
as of Oct 31, 2022

Opponent - Game Lows

RUSHES	28	Tarleton St. (09/10/2022)
YARDS RUSHING	85	Tarleton St. (09/10/2022)
YARDS PER RUSH	2.8	at SMU (09/24/2022)
TD RUSHES	0	at Kansas (10/08/2022)
	0	at Colorado (09/02/2022)
PASS ATTEMPTS	23	Kansas St. (10/22/2022)
PASS COMPLETIONS	11	Tarleton St. (09/10/2022)
YARDS PASSING	176	Oklahoma (10/01/2022)
YARDS PER PASS	5.5	Oklahoma (10/01/2022)
TD PASSES	0	Oklahoma (10/01/2022)
TOTAL PLAYS	53	Kansas St. (10/22/2022)
TOTAL OFFENSE	295	Tarleton St. (09/10/2022)
YARDS PER PLAY	4.4	Oklahoma (10/01/2022)
POINTS	13	at Colorado (09/02/2022)
SACKS BY	0	Tarleton St. (09/10/2022)
	0	at Colorado (09/02/2022)
FIRST DOWNS	13	Tarleton St. (09/10/2022)
PENALTIES	3	at SMU (09/24/2022)
PENALTY YARDS	20	Tarleton St. (09/10/2022)
INTERCEPTIONS BY	0	Kansas St. (10/22/2022)
	0	Oklahoma St. (10/15/2022)
	0	Oklahoma (10/01/2022)
	0	at SMU (09/24/2022)
	0	Tarleton St. (09/10/2022)
	0	at Colorado (09/02/2022)
PUNTS	2	at West Virginia (10/29/2022)
	2	Kansas St. (10/22/2022)
PUNTING AVG	32.2	Tarleton St. (09/10/2022)
LONG PUNT	38	Tarleton St. (09/10/2022)
	38	at West Virginia (10/29/2022)
PUNTS INSIDE 20	0	at West Virginia (10/29/2022)
LONG PUNT RETURN	0	at West Virginia (10/29/2022)
	0	Kansas St. (10/22/2022)
	0	Oklahoma St. (10/15/2022)
	0	at Kansas (10/08/2022)
	0	Oklahoma (10/01/2022)
	0	at SMU (09/24/2022)
	0	Tarleton St. (09/10/2022)
	0	at Colorado (09/02/2022)



**2022-23 TCU Football
Individual Game Highs
All games**

Page 1/1
as of Oct 31, 2022

TCU - Individual Game Highs

RUSHES	29	Kendre Miller vs Kansas St. (10/22/2022)
YARDS RUSHING	153	Kendre Miller vs Kansas St. (10/22/2022)
TD RUSHES	2 2 2 2 2	Kendre Miller vs Kansas St. (10/22/2022) Kendre Miller vs Oklahoma St. (10/15/2022) Kendre Miller vs Oklahoma (10/01/2022) Max Duggan vs Oklahoma (10/01/2022) Emari Demercado at SMU (09/24/2022)
LONG RUSH	69	Kendre Miller vs Oklahoma (10/01/2022)
PASS ATTEMPTS	40	Max Duggan vs Oklahoma St. (10/15/2022)
PASS COMPLETIONS	23 23 23 23	Max Duggan vs Oklahoma St. (10/15/2022) Max Duggan at Kansas (10/08/2022) Max Duggan vs Oklahoma (10/01/2022) Max Duggan vs Tarleton St. (09/10/2022)
YARDS PASSING	390	Max Duggan vs Tarleton St. (09/10/2022)
TD PASSES	5	Max Duggan vs Tarleton St. (09/10/2022)
LONG PASS	80	Max Duggan at SMU (09/24/2022)
RECEPTIONS	14	Quentin Johnston at Kansas (10/08/2022)
YARDS RECEIVING	206	Quentin Johnston at Kansas (10/08/2022)
TD RECEPTIONS	2	Quincy Brown vs Tarleton St. (09/10/2022)
LONG RECEPTION	80	Derius Davis at SMU (09/24/2022)
PUNTS	6	Jordy Sandy vs Oklahoma St. (10/15/2022)
PUNTING AVG	45.3	Jordy Sandy at Kansas (10/08/2022)
LONG PUNT	59	Jordy Sandy at Kansas (10/08/2022)
PUNTS INSIDE 20	2 2	Jordy Sandy at SMU (09/24/2022) Jordy Sandy at Colorado (09/02/2022)
LONG PUNT RETURN	60	Derius Davis at Colorado (09/02/2022)
LONG KICKOFF RETURN	57	Derius Davis at SMU (09/24/2022)
TACKLES	13	Jamoi Hodge at West Virginia (10/29/2022)
SACKS	2 2	Dylan Horton at West Virginia (10/29/2022) Dee Winters vs Oklahoma (10/01/2022)
TACKLES FOR LOSS	2.5	Dee Winters at Colorado (09/02/2022)



2022-23 TCU Football
Opponent Individual Match Highs
All games

Page 1/1
as of Oct 31, 2022

Opponent - Individual Game Highs

RUSHES	22	Dominic Richardson vs Oklahoma St. (10/15/2022)
YARDS RUSHING	104	CJ Donaldson at West Virginia (10/29/2022)
TD RUSHES	3	Tre Siggers at SMU (09/24/2022)
LONG RUSH	47	Deuce Vaughn vs Kansas St. (10/22/2022)
PASS ATTEMPTS	49	Tanner Mordecai at SMU (09/24/2022)
PASS COMPLETIONS	27	Tanner Mordecai at SMU (09/24/2022)
YARDS PASSING	372	Tanner Mordecai at SMU (09/24/2022)
TD PASSES	4	Jason Bean at Kansas (10/08/2022)
LONG PASS	78	Dillon Gabriel vs Oklahoma (10/01/2022)
RECEPTIONS	8	Jake Bailey at SMU (09/24/2022)
YARDS RECEIVING	163	Jake Bailey at SMU (09/24/2022)
TD RECEPTIONS	2	Quentin Skinner at Kansas (10/08/2022)
LONG RECEPTION	78	Brayden Willis vs Oklahoma (10/01/2022)
FIELD GOALS	4	Tanner Brown vs Oklahoma St. (10/15/2022)
LONG FIELD GOALS	52	Tanner Brown vs Oklahoma St. (10/15/2022)
PUNTS	8	Michael Turk vs Oklahoma (10/01/2022)
PUNTING AVG	49.3	Ryan Bujcevski at SMU (09/24/2022)
LONG PUNT	64	Ryan Bujcevski at SMU (09/24/2022)
PUNTS INSIDE 20	3	Michael Turk vs Oklahoma (10/01/2022)
LONG PUNT RETURN	none	
LONG KICKOFF RETURN	47	Jalil Farooq vs Oklahoma (10/01/2022)
TACKLES	16	Mason Cobb vs Oklahoma St. (10/15/2022)
SACKS	3	Nelson Paul at SMU (09/24/2022)
TACKLES FOR LOSS	3	Nelson Paul at SMU (09/24/2022)
INTERCEPTIONS	1	Malachi Ruffin at West Virginia (10/29/2022)
	1	O.J. Burroughs at Kansas (10/08/2022)