



HORNED FROGS

Dameon Myres | Assistant Director of Athletics Communications Office: 817.257.5367 | Cell: 817.897.5331 | E-mail: d.myres@tcu.edu

GAME II | VS. KANSAS

2021-22 SCHEDULE/RESULTS

OVERALL: 4-6 | BIG 12: 0-1
HOME: 3-3 | AWAY: 1-2 | NEUTRAL: 0-1

DATE	OPPONENT	TIME/RESULTS
N9	HOUSTON BAPTIST	W, 78-48
N17	at Tulane	L, 78-88 (20T)
N21	NORTH CAROLINA!	L, 46-79
N26	at Saint Mary's (Calif.)^	W, 72-68
N/27	vs. California Baptist^	L, 77-91
D1	SOUTHEASTERN LOUISIANA	W, 55-46
D5	FLORIDA\$	L, 54-63
D12	#18 TEXAS A&M	W, 87-75
D19	INCARNATE WORD	CANCELED
D21	UC RIVERSIDE	CANCELED
D29	DAVIDSON	CANCELED
J2	SMU	L, 79-53
J5	at #14 Baylor*	Postponed
J8	at #12 Iowa State*	L, 47-78
J10	KANSAS*	6:30 P.M.
J12	OKLAHOMA STATE*	6:30 P.M.
J15	at Oklahoma*	1:30 p.m.
J19	TEXAS TECH*	6:30 P.M.
J22	TEXAS*	1 P.M.
J29	at Kansas State*	6:30 p.m.
F2	WEST VIRGINIA*	6:30 P.M.
F6w	at Kansas*	2 p.m.
F9	at Oklahoma State*	6:30 p.m.
F12	IOWA STATE*	1 P.M.
F16	at West Virginia*	6 p.m.
F19	BAYLOR*	1 P.M.
F23	OKLAHOMA*	6:30 P.M.
F26	at Texas*	7 p.m.
M2	at Texas Tech*	7 p.m.
M5	KANSAS STATE*	1 P.M.

All times central | Home games in BOLD

* - Big 12 Conference Game | ! - Maggie Dixon Classic

^ - St. Mary's Thanksgiving Classic | \$ - Big 12/SEC Challenge



TCU (4-6, 0-1) vs. KANSAS (9-2, 0-1)

Jan. 10, 2022 | 6:30 p.m.

Ed and Rae Schollmaier Arena

Fort Worth, Texas



TV: Big 12 Now on ESPN+ | Talent: Ron Thulin, Fred Williams

Radio: KTCU | Talent: Jeff Williams

Live Stats: GoFrogs.com

Social Media: Twitter, @TCUWBBasketball; Instagram, @TCUWBB

FAST BREAKS

- TCU finally got an opportunity to open Big 12 Conference play, but the Horned Frogs fell in the conference-opener, 78-47, on the road to No. 12-ranked Iowa State.
- The Horned Frogs will now get the opportunity to host a Big 12 Conference game when the Kansas Jayhawks come into town in a rescheduled game from Jan. 2. Tip-off between the Horned Frogs and Jayhawks is set for 6:30 p.m. on Monday, Jan. 10, inside Schollmaier Arena.
- Junior **Tavy Diggs** scored a season-high 17 points in TCU's defeat at Iowa State on Saturday. The Richardson native scored 10 of her team-high 17 points in the third quarter. At one point, Diggs had scored eight straight points for the Horned Frogs in the frame.
- Super senior **Lauren Heard**, who currently ranks No. 4 all-time in school history with 1,750 career points, is now just 14 points shy from tying **Helena Sverrisdottir's** (2007-11) total of 1,764 career points.
- TCU's originally scheduled Big 12 Conference game at Baylor on Jan. 5 was postponed due to health and safety protocols within the Bears program. The make-up date to that contest will be rescheduled later in the season.

TCU	TALE OF THE TAPE	KANSAS
64.7	PPG	76.8
71.5	OPP. PPG	60.4
.361	FG PCT.	.464
.412	OPP. FG PCT.	.337
.260	3PT FG PCT.	.332
.313	OPP. 3PT FG PCT.	.253
.675	FT PCT.	.769
40.3	REBOUNDS/GAME	38.3
41.9	OPP. REBOUNDS/GAME	39.2
-1.6	REB. MARGIN	-0.9
14.2	ASSISTS/GAME	15.5
7.2	STEALS/GAME	9.4
2.4	BLOCKS/GAME	5.5


TCU'S PROJECTED STARTERS (based on last game)



1 | AAHLIYAH JACKSON

5-10 | G | Gr.
Ft. Smith, Ark.

PTS	REB	AST	STL
3.0	3.4	21	10



4 | OKAKO "KOKO" ADIKA

6-0 | G/F | Sr.
Holstebro, Denmark

PTS	REB	FG%	3FG%
7.6	4.2	.420	.367



32 | PATRICIA MORRIS

6-7 | F | Sr.
Duarte, Calif.

PTS	REB	FG%	BLK
3.3	3.0	.519	4



20 | LAUREN HEARD

5-10 | G | Gr.
Denton, Texas

PTS	REB	AST	STL
15.9	6.4	36	18



23 | MICHELLE BERRY

6-2 | F | Gr.
Miami, Fla.

PTS	REB	AST	STL
5.8	5.6	14	7

KANSAS PROJECTED STARTERS

1	Taiyanna Jackson	9.6 ppg	12 pt, 12 reb at OU
5	Aniya Thomas	10.8 ppg	6 pt at OU
12	Katrine Jessen	4.8 ppg	9 pt at OU
13	Holly Kersgieter	13.0 ppg	16 pt at OU
20	Julie Brosseau	5.1 ppg	2 ast at OU



**ROSTER BREAKDOWN****BY CLASS****Graduate Students (3)**

Michelle Berry, Lauren Heard, Aahliyah Jackson

Seniors (5)

Okako Adika, Caroline Germond, Kayla Mokwuah, Patricia Morris, Yummy Morris

Juniors (2)

Tavy Diggs, Tara Manumaleuga

Sophomores (1)

Aja Holmes

Freshmen (5)

Paige Bradley, Knisha Godfrey, Evie Goetz, Mariah Roberts, DaiJa Turner

BY HOME STATE/COUNTRY**Arkansas (2)**

Aahliyah Jackson, Yummy Morris

Australia (1)

Tara Manumaleuga

Denmark (1)

Okako Adika

California (1)

Patricia Morris

Florida (2)

Michelle Berry, Knisha Godfrey

France (1)

Caroline Germond

Massachusetts (1)

Kayla Mokwuah

North Carolina (1)

DaiJa Turner

Texas (6)

Paige Bradley, Tavy Diggs, Evie Goetz, Lauren Heard, Aja Holmes, Mariah Roberts

NUMERICAL ROSTER

NO.	NAME	P	H	Y	HOMETOWN (PREVIOUS SCHOOL)
0	Caroline Germond	G	5-7	Sr.	Angers, France (South Plains College)
1	Aahliyah Jackson	G	5-10	Gr.	Ft. Smith, Ark. (Texas A&M)
2	Tara Manumaleuga	G	5-10	Jr.	Queensland, Australia (Arizona)
3	Mariah Roberts	G	5-8	Fr.	Arlington, Texas (Martin HS)
4	Okako "Koko" Adika	G/F	6-0	Sr.	Holstebro, Denmark (Butler)
5	Yummy Morris	F	6-3	Sr.	North Little Rock, Ark. (North Little Rock HS)
10	Paige Bradley	G	5-10	Fr.	Dallas, Texas (Bishop Lynch HS)
11	Knisha Godfrey	G	5-9	RS-Fr.	Tampa, Fla. (Mississippi State)
13	Tavy Diggs	G	6-2	Jr.	Richardson, Texas (Plano East HS)
14	Evie Goetz	F	6-1	Fr.	Denton, Texas (Guyer HS)
15	Aja Holmes	G	5-8	So.	Cibolo, Texas (Steele HS)
20	Lauren Heard	G	5-9	Gr.	Denton, Texas (Guyer HS)
21	DaiJa Turner	F	6-3	Fr.	Fayetteville, N.C. (Village Christian Academy)
23	Michelle Berry	F	6-2	Gr.	Miami, Fla. (Virginia Tech)
24	Kayla Mokwuah	C	6-4	Sr.	Longmeadow, Mass (George Washington)
32	Patricia Morris	F	6-7	Sr.	Duarte, Calif. (Oregon State)

ALPHABETICAL ROSTER

NO.	NAME	P	H	Y	HOMETOWN (PREVIOUS SCHOOL)
4	Okako "Koko" Adika	G/F	6-0	Sr.	Holstebro, Denmark (Butler)
23	Michelle Berry	F	6-2	Gr.	Miami, Fla. (Virginia Tech)
10	Paige Bradley	G	5-10	Fr.	Dallas, Texas (Bishop Lynch HS)
13	Tavy Diggs	G	6-2	Jr.	Richardson, Texas (Plano East HS)
0	Caroline Germond	G	5-7	Sr.	Angers, France (South Plains College)
11	Knisha Godfrey	G	5-9	RS-Fr.	Tampa, Fla. (Mississippi State)
14	Evie Goetz	F	6-1	Fr.	Denton, Texas (Guyer HS)
20	Lauren Heard	G	5-9	Gr.	Denton, Texas (Guyer HS)
15	Aja Holmes	G	5-8	So.	Cibolo, Texas (Steele HS)
1	Aahliyah Jackson	G	5-10	Gr.	Ft. Smith, Ark. (Texas A&M)
2	Tara Manumaleuga	G	5-10	Jr.	Queensland, Australia (Arizona)
24	Kayla Mokwuah	C	6-4	Sr.	Longmeadow, Mass (George Washington)
32	Patricia Morris	F	6-7	Sr.	Duarte, Calif. (Oregon State)
5	Yummy Morris	F	6-3	Sr.	North Little Rock, Ark. (North Little Rock HS)
3	Mariah Roberts	G	5-8	Fr.	Arlington, Texas (Martin HS)
21	DaiJa Turner	F	6-3	Fr.	Fayetteville, N.C. (Village Christian Academy)

COACHING STAFF

POSITION	NAME (YEAR AT TCU) [ALMA MATER]
Head Coach	Raegan Pebley (8th Season) [Colorado, 97]
Associate Head Coach	Hanna Howard (8th Season) [Portland, 05]
Associate Coach	Britney Brown (6th Season) [Oklahoma, 07]
Assistant Coach	Abi Olajuwon (4th Season) [Oklahoma, 10]
Player Development Coordinator	Leah Foster (4th Season) [St. Edward's, 06]
Assistant AD, Director of Operations	Angela Gonzaga
Graduate Assistant	Kianna Ray
Graduate Assistant	Adeola Akomolafe
Strength & Conditioning Coach	Taylor Larson
Athletic Trainer	Alissa Schenk

PRONUNCIATION GUIDE

Okako Adika oh - CAH - coe uh - DEE - kay

Tavy Diggs TA - vee (like TAFFY)

Caroline Germond juhr - MOND

Knisha Godfrey KUH - knee - shuh

Evie Goetz EH - vee GETS

Aja Holmes AH - zhuh

Aahliyah Jackson uhh - LEE - yuh

Tara Manumaleuga TAR - uh MAH - new - mal - eh - OON - yuh

Kayla Mokwuah MOCK - wah

Raegan Pebley RAY - guhn pea - BLEE



**0 | CAROLINE GERMOND | 5-7 | G | SR.**

- Transferred to TCU from South Plains College prior to the 2020-21 season
- Drained a pair of three-pointers and totaled seven points against Southeastern Louisiana
- Owns more than 70 pairs of shoes
- Favorite foods include sushi and seafood

**1 | AAHLIYAH JACKSON | 5-10 | G | GR.**

- Transferred to TCU from Texas A&M prior to the 2020-21 season
- Tied a career-high with eight rebounds against her former team, Texas A&M
- Has already earned her MBA from TCU
- Favorite place to eat in Fort Worth is Pappadeaux

**2 | TARA MANUMALEUGA | 5-10 | G | JR.**

- Transfers to TCU following two years at Arizona
- Started for the first time as a Horned Frog in TCU's home game against North Carolina
- Named to 2019-20 Pac-12 Academic Honor Roll
- Played tennis when she was younger
- Favorite place she has visited is Fiji

**3 | MARIAH ROBERTS | 5-8 | G | FR.**

- In her first season with the Horned Frogs
- Was ranked the No. 93 overall prospect by PrepGirlsHoops.com following a prep career at Arlington-Martin High School
- She is one of 77 different grandkids in her family
- Says Christmas is her favorite time of year

**4 | OKAKO "KOKO" ADIKA | 6-0 | G/F | SR.**

- Transfers to TCU prior to the 2021-22 season following a year at Butler
- Has totaled double-digit scoring efforts in three of the past four games
- Scored a season-high 15 points against SLU
- Can speak five different languages

**5 | YUMMY MORRIS | 6-3 | F | SR.**


- Enters her fourth season with the Horned Frogs
- Scored new season-high with 18 points against CBU
- Was named to 2020-21 Big 12 All-Academic team
- Her name, Yo'Myris, means "Nubian Beauty"
- Has to put on her right sock before the left

**10 | PAIGE BRADLEY | 5-10 | G | FR.**

- Highly touted freshman that was ranked No. 72 overall and No. 7 player out of Texas by ESPN
- Drained a three-pointer for first career collegiate bucket and finished with five points at Tulane
- Her mom, Amie, played basketball at Texas and was associate head coach at SMU

**11 | KNISHA GODFREY | 5-9 | G | RS-FR.**

- Mid-Year transfer in 2021-22 from Mississippi State
- Ranked as the No. 40 player in the country and No. 8 point guard in the Class of 2021 by ESPN
- Three-time player of the year coming out of Tampa Bay Technical High School

**13 | TAVY DIGGS | 6-2 | G | JR.**

- Enters her third season at TCU
- Registered her first career double-double with 15 points and 11 rebounds at Tulane
- Set a career-high with 6 assists in season-opener; has had an assist in 6 of 8 games
- Her favorite place to shop is at the Lego Store

**14 | EVIE GOETZ | 6-1 | F | FR.**

- True freshman for the Frogs
- Played prep career at both Flower Mound Marcus and Denton Guyer, and was ranked the No. 6 player in Texas following her senior campaign
- Two-time TABC and TGCA all-state selection
- Taught herself how to juggle

**15 | AJA HOLMES | 5-8 | G | SO.**

- Enters her second season at TCU following a freshman season that saw her average 5.6 points per game
- Set a new career-high with 22 points against Texas A&M
- Has met her real-life-hero, Kevin Durant

**20 | LAUREN HEARD | 5-9 | G | GR.**

- TCU's most-seasoned veteran, entering her fifth season with the Frogs
- Registered her fifth 30-point game in win over Texas A&M
- Ranks No. 4 all-time at TCU in career scoring
- Has recently overcome her fear of roller coasters

**21 | DAIJA TURNER | 6-3 | F | FR.**

- One of four freshmen for the Frogs in 2021-22
- Enjoyed a prep career at Village Christian Academy in Fayetteville, N.C.
- Two-time all-state selection
- Set a state record with 260 blocked shots
- Has lived in three different countries

**23 | MICHELLE BERRY | 6-2 | F | GR.**

- Transferred to TCU from Virginia Tech prior to the 2019-20 season
- Began her career at Cal State Fullerton
- Scored all-time high at TCU with 16 points at St. Mary's
- Is a fan of the CBS show "Criminal Minds"

**24 | KAYLA MOKWUAH | 6-4 | C | SR.**

- Transferred to TCU from George Washington prior to the 2020-21 season
- Set new TCU career-high with 12 points in season-opener against Houston Baptist
- One of her bucket list items is to sky dive
- Has visited Nigeria and is addicted to coffee

**32 | PATRICIA MORRIS | 6-7 | F | SR.**

- Transferred to TCU from Oregon State prior to the 2020-21 season
- Set a new career-high with 6 rebounds against Texas A&M
- Serves as the only player on the team that hails from the state of California





FROGS SET TO FACE BIG 12 TEAM AT HOME

• Following the postponement of its originally scheduled Big 12 opener against Kansas earlier this season, the Horned Frogs and Jayhawks will finally face-off when the two teams meet this Monday, Jan. 10, in Fort Worth.

• Monday's game is a rescheduled make-up game from Jan. 2nd's postponed game that was due to health and safety protocols within the Jayhawks program.

• TCU would have opened Big 12 play at home for a second straight season and for the sixth time since becoming a member of the league in 2012-13, prior to the postponement against Kansas.

OPENERS AGAINST IOWA STATE

• TCU opened Big 12 play against Iowa State for just the second time since joining the league.

• Prior to Saturday's contest, the Horned Frogs and Cyclones last met in a Big 12 opener back on Jan. 2, 2014.

• With its win on Saturday, Iowa State moved to 2-0 all-time when TCU opened Big 12 play against the Cyclones.

TCU IN THE FIRST GAME OF THE NEW YEAR

• Since the 2000-01 season, TCU has gone 13-9 overall in the first games played of the new year.

• In that span, TCU has gone 12-6 in the first games of the new year when the contest was played at home.

• TCU has rang in a new year with a victory a total of 20 times in program history.

HOME SWEET SCHOLLMAYER ARENA

• TCU has tallied an overall record of 73-31 (.701) inside Schollmaier Arena since opening back on Dec. 20, 2015.

• TCU is an impressive 38-5 (.883) overall in all non-conference games played inside Schollmaier Arena.

• The Horned Frogs are 28-26 (.518) against Big 12 opponents and undefeated at 7-0 in postseason games played inside Schollmaier Arena.

NON-CONFERENCE CHALK TALK

• With its loss to SMU on Jan. 2, TCU wrapped up non-conference play at 4-5 overall on the season.

• TCU snapped a 30-game home winning streak to non-conference opponents with its loss to North Carolina back on Nov. 21 - a streak that dated back to the 2017-18 season.

• The win streak included wins against all non-conference foes played in the regular season, as well as home victories against opponents played in WNIT games.

• The Horned Frogs' last home loss to a non-conference opponent had been exactly four years from the day it lost to UNC - back on Nov. 21, 2017, in a defeat to Yale.

• TCU is 62-19 in regular-season non-conference play and 74-29 overall against non-conference teams in the Pebley era - which includes games in the Big 12 Tournament and WNIT.

• Under Pebley, the Frogs have gone 59-7 in all games played against non-conference foes at home.

NON-CONFERENCE PLAY IN PEBLEY ERA*

SEASON	RECORD	PCT.	H	A	N
2021-22	4-5	.444	3-3	1-1	0-1
2020-21	5-0	1.000	5-0	0-0	0-0
2019-20	9-2	.818	7-0	2-2	0-0
2018-19	10-1	.909	8-0	2-0	0-1
2017-18	10-2	.833	7-1	1-1	2-0
2016-17	8-3	.727	8-1	0-2	0-0
2015-16	8-3	.727	7-1	1-2	0-0
2014-15	8-3	.727	7-1	0-1	1-1

OVERALL 62-19 .765 52-7 7-9 3-3

* - Regular-season contests only

HEARD NETS PRESEASON HONORS

• Lauren Heard was a unanimous selection named to the Preseason All-Big 12 team. She was one of seven unanimous selections on a preseason team that totaled 12 players.

• Heard was also named to the Lieberman Award, Wooden and Naismith Preseason Player of the Year Award watch lists. She was the only player from the Big 12 named to the Lieberman watch list.

• Just this past week, Heard was named a finalist for the Senior CLASS Award.

DID YOU KNOW?

• Lauren Heard has made her way into a select club at TCU.

• Heard joined both the 1,600 points scored and 600 rebounds clubs at TCU.

• She became just the sixth player in school history to score at least 1,600 points and 10th player all-time to pull down 600 boards.

• Heard is just the third player in school history to register both 1,600 points and 600 rebounds in a career. She joins Sandora Irvin and Helena Sverrisdottir as the only other players to accomplish this particular feat.

PLAYER (YEARS)	PTS	REB
Sandora Irvin (2001-05)	1,892	1,370
Helena Sverrisdottir (2007-11)	1,764	826
Lauren Heard (2017-Present)	1,750	698

JUST WHAT IS IN A WIN

• With its upset win over Texas A&M, TCU managed to achieve a couple of different feats.

• TCU snapped an eight-game losing skid to the Aggies, downing Texas A&M for the first time since Dec. 12, 2009.

• The Horned Frogs also snapped a seven-game losing streak to opposing teams ranked inside the AP Top-25.

• TCU defeated No. 18 Texas A&M, marking

GENERAL INFORMATION

LocationFort Worth, Texas
 Founded1873
 Enrollment 11,379
 ColorsPurple and White
 Nickname Horned Frogs
 Home FacilityEd and Rae Schollmaier Arena
 Opened2015
 Capacity 6,700
 Conference Big 12 Conference
 Affiliation NCAA Division I
 Chancellor Dr. Victor J. Boschini Jr.
 Athletics DirectorJeremiah Donati
 SWA Kim Johnson
 Faculty Athletics Rep.Rhonda Hatcher
 Athletics Dept. Phone(817) 257-5658

HISTORY

First Season1977-78 (45th Yr.)
 First NCAA DI Season...1982-83 (40th Yr.)
 Record All-Time 642-677 (.487)
 Record in NCAA DI..... 567-603 (.485)
 Regular Season Conf. Championships 3
 Conf. Tournament Championships 3
 NCAA Appearances (Last)..... 9 (2010)
 Record in NCAA Championships..... 5-9
 Years in WNIT (Last).....7 (2019)
 Record in WNIT13-7

BASKETBALL COACHING STAFF

Head Coach . . Raegan Pebley (Colorado, 1997)
 Record at TCU 131-99 (8th Yr.)
 Career Record287-274 (19th Yr.)
 Associate Head Coach.. Hanna Howard (7th)
 Associate Coach.....Britney Brown (5th)
 Assistant Coach..... Abi Olajuwon (3rd)
 Director of Ops. Angela Gonzaga (7th)
 Player Development Leah Foster (3rd)
 GA's..... Adeola Akomolafe (1st)
 Kianna Ray (1st)
 Administrative AssistantJodi Clifton
 Office Phone Number..... (817) 257-7962

2020-21 REVIEW

Overall Record 10-15
 Big 12 Record (Finish) 4-14 (8th)
 Conference Tournament QF's
 Postseason N/A
 Final AP/USA Today Ranking N/A

2021-22 PREVIEW

Letterwinners Returning/Lost..... 10/4
 Starters Returning/Lost 5/0
 Newcomers 6

ATHLETICS COMMUNICATIONS

WBB Contact..... Dameon Myres
 Cell Phone (817) 897-5331
 Office Phone..... (817) 257-5367
 Email..... d.myres@tcu.edu





TOP-25 POLLS

ASSOCIATED PRESS TOP-25 (Jan. 2, 2022)

No.	Team	Rec.	Pts.	Last
1	South Carolina (22)	13-1	737	1
2	Stanford	9-3	694	2
3	Louisville (5)	12-1	691	3
4	Arizona (3)	10-0	660	4
5	NC State	12-2	636	5
6	Indiana	11-2	578	8
7	Tennessee	13-1	571	7
8	Michigan	12-1	540	9
9	Texas	10-1	483	12
10	Maryland	10-4	478	6
11	Connecticut	6-3	462	11
12	Iowa State	12-1	429	14
13	LSU	14-1	365	19
14	Baylor	10-3	355	10
15	Georgia	12-2	318	13
16	Georgia Tech	10-3	287	16
17	Duke	10-2	232	15
18	BYU	10-1	183	18
19	North Carolina	13-0	162	24
20	Notre Dame	11-3	130	17
21	Kentucky	7-3	122	20
22	Iowa	7-3	119	21
23	Oklahoma	12-1	118	NR
24	South Florida	10-4	92	22
25	Texas A&M	10-3	58	23

OTHERS RECEIVING VOTES: Colorado 53, Missouri 53, Florida Gulf Coast 46, Kansas State 27, Ohio State 24, DePaul 19, Missouri State 10, Virginia Tech 6, Nebraska 5

USA TODAY COACHES TOP-25 (Jan. 3, 2022)

No.	Team (Record)	Pts.	Last	1-PV
1	South Carolina (13-1)	775	1	16
2	Louisville (12-1)	773	2	14
3	Stanford (9-3)	738	3	1
4	North Carolina State (12-2)	695	4	0
5	Arizona (10-0)	660	5	1
6	Indiana (11-2)	633	6	0
7	Michigan (12-1)	599	7	0
8	Tennessee (13-1)	568	9	0
9	Maryland (10-4)	504	8	0
10	Texas (10-1)	491	13	0
11	Connecticut (6-3)	481	11	0
12	Iowa State (12-1)	447	14	0
13	Baylor (10-3)	403	10	0
14	Georgia (12-2)	380	12	0
15	North Carolina (13-0)	305	18	0
16	LSU (14-1)	271	24	0
17	Georgia Tech (10-3)	268	16	0
18	Brigham Young (10-1)	237	19	0
19	Notre Dame (11-3)	224	15	0
20	Kentucky (7-3)	185	20	0
21	Iowa (7-3)	139	21	0
22	Duke (10-2)	130	22	0
23	Texas A&M (10-3)	126	17	0
24	South Florida (10-4)	86	23	0
25	Oklahoma (12-1)	69	28	0

OTHERS RECEIVING VOTES: Florida Gulf Coast (11-1) 68; Colorado (11-0) 56; Ohio State (9-3) 31; Nebraska (12-1) 20; Central Florida (8-2) 10; Missouri (12-2) 8; Gonzaga (9-3) 4; Kansas State (11-2) 4; Mississippi (12-1) 3; Mississippi State (9-4) 2; Missouri State (11-2) 2; UCLA (5-3) 2; Massachusetts (12-2) 1; Oregon State (7-3) 1; Virginia Tech (11-3) 1.

its first win against a top-25 opponent since a 73-60 victory over No. 25-ranked West Virginia on Jan. 26, 2020.

- It also marked the first win over a team ranked No. 18 or higher since downing then No. 18-ranked Iowa State, 76-69, back on Feb. 13, 2019.

- Finally, the win over Texas A&M marked the first coaching victory over the Aggies for head coach Raegan Pebley.

BREAKING RANKS

- With TCU's win over No. 18-ranked Texas A&M, the Horned Frogs earned a victory over an AP Top-25 ranked team for the first time since the 2019-20 season.

- Despite not picking up a top-25 win last season, TCU has still managed to defeat a top-25 ranked team in 17 of the past 20 seasons.

- That mark includes a win over a top-25 ranked team in six of the eight seasons that head coach Raegan Pebley has been in Fort Worth.

- TCU has tallied 29 victories over top-25 ranked teams since the 2000-01 season.

SHE'S ON FIRE

- Sophomore Aja Holmes was a spark of energy for the Horned Frogs off the bench against Texas A&M.

- The Cibolo native drained her first shot attempt of the game, knocking down a three-pointer with 2:51 left to play in the first quarter.

- Holmes didn't slow down, closing out the game connecting on six three-pointers and finishing the day with a new career-high 22 points.

- Holmes surpassed her previous career-high of 20 points, which she set last season against Kansas State.

- Holmes would get the start against SMU, where she drained four three-pointers in the game.

20-30 VISION

- TCU had two players score at least 20 points in the same game for the first time this season when Lauren Heard finished with 33 points and Aja Holmes totaled 22 points against Texas A&M.

- It marked the first time since Heard's 26 points and Tavy Diggs' 20-point effort in TCU's win over Kansas in the first round of the Big 12 Tournament last season.

- TCU had a 30-point scorer and a 20-point scorer in the same game for the first time in school history.

BIG 12 HONORS

- Super senior Lauren Heard was named the Big 12 Player of the Week on Dec. 13, 2021.

- Heard won Big 12 weekly honors for a school-record fifth time in her career.

- Zahna Medley totaled six Big 12 honors in her career, having been named Player of the

Week twice in her career and Freshman of the Week on four different occasions.

- Helena Sverrisdottir is the school-record holder with nine Player of the Week honors she registered when TCU was a member of the Mountain West Conference.

FREE THROW MASTERY

- Lauren Heard was an impressive 18-of-21 from the charity stripe in TCU's win over Texas A&M on Dec. 12.

- The 18 free throws ranks second-most in single-game school history and is tied for the second-most in a game in Big 12 history.

- The 21 attempts rank tied for second-most in school history, while also ranking tied for third-most in Big 12 single-game history.

- Only Tricia Payne's 20 free throws made in a game rank higher than Heard's 18 made. Payne drained 20 free throws against Lamar back on 1998.

- Heard is the all-time leader at TCU with 536 free throws made. She is 16 free throws away from moving into the Big 12's all-time career leaders top-10 list.

- She is 16 free throws made away from tying Baylor's Nina Davis (2014-17) and OU's Phylesha Whaley (1997-2000) total of 552 free throws made.

ACTIVE CAREER LEADERS

- Lauren Heard currently ranks tied for No. 14 among active career leaders with 1,750 points.

- Her 448 career assists also ranks No. 18 overall against current active leaders.

- The Denton native is No. 12 with 244 career steals.

- Heard's 537 free throws rank No. 2, just behind Arkansas-Pine Bluff's Joyce Kennerson.

WOMEN'S HOOPS LOCKER ROOM NAMED IN HONOR OF FORMER HORNED FROG

- TCU's women's locker room has been named "The Zahna Medley Kindred Women's Basketball Locker Room".

- The renaming of the locker room was given by the Nancy Tartaglino Richards family, who recognized Medley Kindred for her contributions to TCU, both on the court and off.

- The Zahna Medley Kindred Women's Basketball Locker Room is among the first spaces at TCU named after a woman of color.

- Medley Kindred was a four-year letterwinner for the Horned Frogs from 2012-16.

- She closed out her career at TCU as the program's all-time leading scorer with 1,975 points.





SERIES BREAKDOWN



VS.



Meeting 23rd
All-Time Series TCU leads, 15-7
Since joining Big 12 TCU leads, 14-7
Date Series Began Nov. 28, 2009
Last Game Played March 11, 2021
Last Meeting TCU won, 75-72
Current Win Streak TCU, won 1
TCU at Home 8-1
TCU on the Road 5-4
TCU on a Neutral Court 2-2

SERIES UNDER COACH PEBLEY

TCU Record in Series 13-3
TCU at Home 7-0
TCU on the Road 5-2
TCU on a Neutral Court 1-1

SERIES SINCE TCU JOINED BIG 12

TCU Record in Series 14-7
TCU at Home 8-1
TCU on the Road 5-4
TCU on a Neutral Court 1-2

LAST 10 GAMES

Date	W/L	Score	Location
03/11/2021	W	75-72	Kansas City
02/07/2021	L	72-82	Lawrence
01/17/2021	W	81-78 (OT)	Fort Worth
02/08/2020	W	87-74	Lawrence
01/12/2020	W	73-59	Fort Worth
02/27/2019	W	76-66	Lawrence
01/27/2019	W	58-53	Fort Worth
01/20/2018	W	76-66	Fort Worth
12/31/2017	L	77-86	Lawrence
02/05/2017	W	80-68	Lawrence

SERIES NOTES

- Monday's meeting will mark the 22nd game between the two teams since TCU joined the Big 12 in 2012-13. Only the first-ever meeting between the two teams came as a non-conference match-up.
- TCU won the initial meeting between the two teams, downing the Jayhawks 74-69 at the Jankanoo Jam in the Bahamas back in 2009.
- Prior to its loss to KU on Feb. 7, last season, TCU had won six straight.
- TCU brings in a record of 8-1 all-time when facing the Jayhawks in Fort Worth.
- KU's last and only win over a TCU team in Fort Worth came back on Feb. 13, 2013, which happened to be the first year the two teams met as Big 12 foes. Since then, TCU has won eight straight home games against KU.

HEARD'S PUSH FOR THE RECORD BOOKS (CAREER RECORDS)

POINTS

1. Zahna Medley	2012-16	1,975
2. Sandora Irvin	2001-05	1,892
3. Helena Sverrisdottir	2007-11	1,764
4. Lauren Heard	2017-Pres.	1,750
5. Adrienne Ross	2003-08	1,725
6. Lynn Davis	1978-91	1,683
7. Emily Carter	2007-11	1,563

SCORING AVERAGE

1. Lynn Davis	1978-81	17.90
2. Zahna Medley	2012-16	15.55
3. Sandora Irvin	2001-05	14.89
4. Vernell Armstrong	1977-80	13.94
5. Janice Dziuk	1986-90	13.66
6. Helena Sverrisdottir	2007-11	13.56
7. Jennifer Hickman	1995-97	13.54
8. Kati Safaritova	2000-02	13.06
9. Lauren Heard	2017-Pres.	13.00
10. Adrienne Ross	2003-08	12.77
11. TK LaFleur	2008-10	12.70

FIELD GOALS MADE

1. Sandora Irvin	2001-05	686
2. Zahna Medley	2012-16	633
3. Adrienne Ross	2003-08	627
4. Jordan Moore	2015-19	591
5. Helena Sverrisdottir	2007-11	562
6. Lauren Heard	2017-Pres.	547
Janice Dziuk	1986-90	545
8. Natalie Ventress	2012-15	480
9. Leah Garcia	1994-98	478
10. Amy Okonkwo	2016-19	477

FIELD GOAL ATTEMPTS

1. Zahna Medley	2012-16	1,620
2. Adrienne Ross	2003-08	1,526
3. Sandora Irvin	2001-05	1,503
4. Lauren Heard	2017-Pres.	1,470
5. Helena Sverrisdottir	2007-11	1,293

FREE THROWS MADE

1. Lauren Heard	2017-Pres.	537
2. Sandora Irvin	2001-05	482
3. Helena Sverrisdottir	2007-11	469
4. Emily Carter	2007-11	398
5. Zahna Medley	2012-16	393

FREE THROW ATTEMPTS

1. Lauren Heard	2017-Pres.	741
2. Sandora Irvin	2001-05	705
3. Helena Sverrisdottir	2007-11	599
4. Jordan Moore	2015-19	524
5. Janice Dziuk	1986-90	511

REBOUNDS

1. Sandora Irvin	2001-05	1,370
2. Jordan Moore	2015-19	892
3. Helena Sverrisdottir	2007-11	826
4. Lorie Butler-Rayford	2004-08	817
5. Janice Dziuk	1986-90	778
6. Latricia Lovings	2010-14	742
7. Vernell Armstrong	1977-80	718
8. Lauren Heard	2017-Pres.	698
9. Tiffany Evans	2000-04	676
10. Stacy Francis	1994-98	637

ASSISTS

1. Helena Sverrisdottir	2007-11	546
2. Zahna Medley	2012-16	510
3. Natasha Lacy	2003-06	461
4. Lauren Heard	2017-Pres.	450
5. Jill Sutton	1997-2001	445
6. Cinda Baer	1978-82	403
7. Kianna Ray	2016-20	401

STEALS

1. Adrienne Ross	2003-08	339
2. Rachel Hesse	1989-93	284
3. Lauren Heard	2017-Pres.	244
4. Chelsea Prince	2012-15	237
5. Helena Sverrisdottir	2007-11	227
Natasha Lacy	2003-06	227
7. Sandora Irvin	2001-05	224

GAMES STARTED

1. Helena Sverrisdottir	2007-11	127
2. Zahna Medley	2012-16	125
3. Sandora Irving	2001-05	118
4. Jill Sutton	1997-01	116
5. Natalie Ventress	2012-15	114
6. Jordan Moore	2015-19	110
Adrienne Ross	2003-08	110
8. Kianna Ray	2016-20	109
9. Lauren Heard	2017-Pres.	104
10. Stacy Francis	1994-98	101





2021-22 BIG 12 STANDINGS

TEAM	BIG 12	PCT.	H	A	Streak	OVERALL	PCT.	H	A	N	Streak
Iowa State	3-0	1.000	2-0	1-0	W3	14-1	0.933	9-0	2-1	3-0	W7
Kansas State	3-0	1.000	1-0	2-0	W3	13-2	0.867	9-0	4-2	0-0	W6
Oklahoma	2-1	0.667	0-1	2-0	W1	13-2	0.867	7-1	4-0	2-1	W1
Texas	1-1	0.500	0-1	1-0	L1	10-2	0.833	5-1	4-1	1-0	L1
Texas Tech	1-2	0.333	0-2	1-0	L1	8-6	0.571	4-3	1-0	3-3	L1
Oklahoma State	1-2	0.333	0-2	1-0	W1	6-6	0.500	3-3	3-1	0-2	W1
Kansas	0-1	0.000	0-1	0-0	L1	9-2	0.818	7-1	1-0	1-1	L1
Baylor	0-1	0.000	0-0	0-1	L1	10-3	0.769	6-0	1-2	3-1	L1
TCU	0-1	0.000	0-0	0-1	L1	4-6	0.400	3-3	1-2	0-1	L2
West Virginia	0-2	0.000	0-1	0-1	L2	7-5	0.583	4-1	1-2	2-2	L2

BIG 12 PRESEASON HONORS

PRESEASON PLAYER OF THE YEAR:

NaLyssa Smith, Baylor

PRESEASON NEWCOMER OF THE YEAR

Jordan Lewis, Baylor

PRESEASON FRESHMAN OF THE YEAR

Aaliyah Moore, Texas

PRESEASON ALL-BIG 12 TEAM

*NaLyssa Smith, Baylor

*Ashley Joens, Iowa State

*Ayoka Lee, K-State

*Madi Williams, Oklahoma

***Lauren Heard, TCU**

*Vivian Gray, Texas Tech

*Esmery Martinez, West Virginia

Queen Egbo, Baylor

Joanne Allen Taylor

Lexi Donarski, Iowa State

Holly Kersgieter, Kansas

Taylor Robertson, Oklahoma

*Denotes unanimous selection

HONORABLE MENTION:

Ja'Mee Asberry (Baylor)

Jordan Lewis (Baylor)

Emily Ryan (Iowa State)

Taylen Collins (Oklahoma State)

Rori Harmon (Texas)

KK Deans (West Virginia)

Kari Niblack (West Virginia)

BIG 12 PLAYERS OF THE WEEK

DATE	PLAYER	SCHOOL
Nov. 15	Ayoka Lee	K-State
Nov. 22	Ashley Joens	Iowa State
Nov. 29	NaLyssa Smith	Baylor
Dec. 6	Ana Llanusa	Oklahoma
Dec. 13	Lauren Heard	TCU
Dec. 20	Ayoka Lee	K-State
Dec. 27	Taylor Robertson	Oklahoma
Jan. 3	Ayoka Lee	K-State

2021-22 TCU HONOR ROLL

LAUREN HEARD

Preseason All-Big 12 Oct. 6

Lieberman Watch List Oct. 25


Naismith Trophy Watch List Nov. 9

Wooden Trophy Watch List Nov. 9

Big 12 Player of the Week Dec. 13

BIG 12 FRESHMAN OF THE WEEK

DATE	PLAYER	SCHOOL
Nov. 15	Rori Harmon	Texas
Nov. 22	Rhyle McKinney	Texas Tech
Nov. 29	Serena Sundell	K-State
Dec. 6	Byrlee Glenn	K-State
Dec. 13	Serena Sundell	K-State
Dec. 20	Byrlee Glenn	K-State
Dec. 27	Rori Harmon	Texas
Jan. 3	Kelbie Washington	Oklahoma





ED & RAE SCHOLLMAIER ARENA | OPENED 2015-16



TCU INSIDE SCHOLLMAIER ARENA

YEAR	NC	B12	PS	OVA	PCT.
2021-22	3-3	0-0	0-0	3-3	.500
2020-21	5-0	3-6	0-0	8-6	.571
2019-20	7-0	6-3	0-0	13-3	.812
2018-19	8-0	6-3	3-0	17-3	.850
2017-18	6-1	5-4	2-0	13-5	.722
2016-17	8-1	3-6	0-0	11-7	.611
2015-16*	1-0	5-4	2-0	8-4	.667
38-5 28-26 7-0 73-31					.701

* - **First Game:** _____ Dec. 20, 2015
TCU 76, Southern Utah 47

NC - Non-Conference
B12 - Big 12 Conference
PS - Postseason

Previously known as the Daniel-Meyer Coliseum, the facility underwent a \$72 million renovation that was completed during the 2015-16 season. The Schollmaiers provided the lead gift of \$10 million. The Daniel-Meyer name is still prominent as the entire area is known as the Daniel-Meyer Athletic Complex.

The TCU men's and women's basketball programs received new locker rooms and team meeting rooms as well as an expanded sports medicine center. There is also locker rooms for visiting teams and a new video board.

The new building facade for the Ed and Rae Schollmaier Arena architecturally complements Amon G. Carter Stadium and the TCU campus. The interior has a lower playing surface to increase courtside seating and provide a more intimate atmosphere. Wider concourses and multiple public entries have helped ease congestion. The fan experience is further enhanced by new concession stands, a food court and restrooms as well as increased points of sale. A new courtside club lounge is also located on floor level. The facility also includes offices for the athletics administrative staff as well as coaches in various sports, allowing the Ed and Rae Schollmaier Arena to be the hub of TCU Athletics.

Additional features of the Ed and Rae Schollmaier Arena are the Jane & John Justin TCU Athletics Hall of Fame on the concourse level, offices for Olympic sports and administration and a larger main ticket office to support the arena and Amon G. Carter Stadium.

ED AND RAE SCHOLLMAIER HISTORY

The late Ed Schollmaier was a retired CEO of Alcon Laboratories, Inc., while the late Rae Schollmaier was a dedicated civic volunteer. Through the Schollmaier Foundation, they were longtime philanthropic leaders in Fort Worth.

A TCU Trustee since 1996, Ed Schollmaier chaired the Building and Grounds Committee and served on the Executive, Fiscal Affairs and Intercollegiate Athletics committees, as well as the Committee on Trusteeship. He passed away just prior to the 2021-22 season in September 2021.

Ed Schollmaier was a member of the Neeley School International Board of Visitors and the recipient of Neeley's Ike Harrison Award. He had been recognized as an Honorary Alumnus and an Honorary TCU Letterman. Rae Schollmaier served on the College of Fine Arts International Board of Visitors, the Fine Arts Task Force of The Commission on the Future of TCU and the KinderFrogs School Advisory Board. For their service and generous support, the Schollmaiers were honored with TCU's Horizon Award and the Royal Purple Award.

The Schollmaiers had also supported TCU Athletics through the Ed and Rae Schollmaier Basketball Complex, which opened in 2004.





HEAD COACH | RAEGAN PEBLEY | 8TH SEASON



Raegan Pebley is in her eighth season as TCU women's basketball head coach in 2021-22. Pebley led the Horned Frogs to four postseason appearances in her first five seasons, including WNIT Semifinals

appearances in both 2017-18 and 2018-19. The 2019-20 squad was on the way to making a postseason appearance prior to the NCAA Tournament being canceled due to the COVID-19 pandemic.

Pebley (pronounced Pee-blee) continues to lead the Frogs in an upward trend, as their 79 total wins over the past four years are ranked fourth-most among all Big 12 teams. Pebley will head into the 2021-22 season having led TCU to an overall record of 127-98 in her seven seasons in Fort Worth, while taking a combined record of 283-268 into her 19th season as a head coach.

The Horned Frogs went 10-15 overall and 4-14 in Big 12 play in what was seen as an abbreviated 2020-21 campaign. The regular season not only started a full month later than normal, but the non-conference slate was scaled down to just six scheduled games - five to six contests short of a normal schedule. The Frogs would end up only playing five non-conference games, as its lone non-conference road game at Missouri was canceled due to COVID-19 protocols. TCU would win all five non-conference home games though, thus extending its home winning streak against non-con foes to 29 straight games.

TCU's Lauren Heard would go onto earn postseason honors, being named All-Big 12 First Team and to the Big 12 All-Defensive Team. Heard became the first Horned Frog to earn back-to-back all-conference first team honors since Zahna Medley was tabbed first team for three consecutive seasons from 2014-16.

The 2019-20 campaign saw the Frogs register a 22-7 overall record and a 13-5 mark in Big 12 play. It marked Pebley's third-consecutive 20-win season, while the 13 Big 12 wins rank most in school history. It also matches the most conference wins for TCU in any league (2000-01, WAC; 2007-08 and 2010-11, MWC). TCU would go onto finish second-place in the Big 12 standings - the highest finish for the Frogs since joining the league in 2012-13.

TCU registered a 24-11 record in 2018-19, coming up just one-win shy of the school's single-season record of 25 victories (2000-01, 2003-04). TCU would, however, set a new program record with 17 home victories in 2018-19. The 2019-20 campaign saw TCU set a new program record with 13 Big 12 Conference victories. The Horned Frogs also

managed to register its most road wins in the Pebley era, notching nine victories on the road in 2019-20.

TCU collected its first national ranking in 10 years during the 2017-18 campaign, as well, coming in as high as No. 22. The Frogs then made its way back into the WBCA Top-25 rankings during the 2019-20 season, coming in at No. 25, the week of Feb. 25.

TCU ranked among the Big 12's top teams in 2019-20, ranking first in free throw attempts (621), third in free throws made (417), second in steals (274), first in steals per game (9.4), second in opponent three-point percentage (.273), and first in forced turnovers (18.62). Three different Horned Frogs would go onto earn All-Big 12 honors, giving TCU at least two players on the All-Big 12 team in four of its first six seasons as a member of the Big 12 Conference.

Heard became what was then just the third Horned Frog in program history to be named to the All-Big 12 First Team, joining Medley (2014, 2015, 2016) and Jordan Moore (2019). Kianna Ray would earn second team honors and Jayde Woods was named honorable mention. TCU has had a total of 17 All-Big 12 performers over the past seven seasons under Pebley, including six first team accolades, three second team honors and eight honorable mention selections.

The 2019-20 campaign also saw Pebley record her 100th victory on the sidelines at TCU. She is just the second coach in school history to boast at least 100 victories at the helm of the Horned Frogs basketball program.

The Frogs went on a tear in the postseason for a second-consecutive year in 2018-19, winning four games in the WNIT before falling on the road to eventual champion Arizona in the semifinals. Pebley's squad dominated the early rounds of the tournament, winning its first four games by an average of 17 points, including three victories at home and an impressive road win at Arkansas.

TCU finished among the top-three teams in the Big 12 in several statistical categories in 2018-19, including scoring defense, blocked shots, assists, turnover margin and steals. The Frogs finished eighth in the NCAA in both total blocked shots (189) and blocked shots per game (5.4) and led the Big 12 in total steals (331), steals per game (9.5) and turnovers forced per game (17.34).

The 2018-19 season was a continuation of a successful climb for TCU under Pebley. The Frogs won 18 games in each of her first two seasons with a WNIT Second Round appearance in 2014-15 followed by appearances in the WNIT Third Round and Semifinals in 2015-16 and 2017-18, respectively. TCU's WNIT victory in 2015 was its first postseason win in seven years.

PEPLEY'S TIMELINE

1997-99:	George Mason	Assistant Coach
1999-2001:	Colorado St.	Assistant Coach
2002-12:	Utah State	Head Coach
2012-14:	Fresno State	Head Coach
2014-present:	TCU	Head Coach

COACHING HIGHLIGHTS

HONORS (AT TCU)

- ▶ Four WNIT appearances
- ▶ 11 postseason wins
- ▶ 15 All-Big 12 selections
- ▶ Big 12 Defensive Player of the Year
- ▶ Big 12 Sixth Man of the Year
- ▶ 31 Academic All-Big 12 selections

HONORS (PRIOR TO TCU)

- ▶ Seven NCAA Tournaments (two as head coach, one as assistant coach, four as player)
- ▶ 12 overall postseason appearances (NCAA and WNIT)
- ▶ WBCA National Coach of the Year Finalist (2001)
- ▶ WAC Coach of the Year (2001)
- ▶ Rebuilt Utah State program that was reinstated in 2003 after 25-year hiatus

PLAYING HIGHLIGHTS

- ▶ 106-24 record, four NCAA Tournament appearances in four seasons at Colorado
- ▶ Elite Eight appearance as sophomore
- ▶ Two Sweet Sixteen appearances
- ▶ Finished all four seasons ranked in Associated Press Top 25; two AP top-five finishes
- ▶ 1,045 career points, 701 career rebounds
- ▶ Two-time all-conference, including second-team All-Big 12 in 1997
- ▶ 21st overall selection in 1997 WNBA Draft (Utah Starzz)
- ▶ Played in WNBA's first two seasons (Utah Starzz, Cleveland Rockers)

COACHING RECORD

YEAR	SCHOOL	OV	CON	FIN
2003-04	Utah State	5-22	5-13	T-8th
2004-05	Utah State	14-14	9-9	6th
2005-06	Utah State	3-24	2-14	9th
2006-07	Utah State	11-18	7-9	6th
2007-08	Utah State	9-20	5-11	7th
2008-09	Utah State	16-15	9-7	T-5th
2009-10	Utah State	13-17	5-11	7th
2010-11	Utah State	18-15	10-6	3rd
2011-12	Utah State	21-10	11-3	2nd
2012-13	Fresno State	24-9	13-3	2nd
2013-14	Fresno State	22-11	13-5	2nd
2014-15	TCU	18-14	9-9	T-3rd
2015-16	TCU	18-15	8-10	T-6th
2016-17	TCU	12-18	4-14	9th
2017-18	TCU	23-13	9-9	5th
2018-19	TCU	24-11	10-8	6th
2019-20	TCU	22-7	13-5	2nd
2020-21	TCU	10-15	4-14	8th
2021-22	TCU	4-6	0-1	--

SCHOOL	YEARS	OVERALL	CONF
Utah State	9	110-155	63-94
Fresno State	2	46-20	26-8
TCU	8	131-99	57-70
	19	287-274	146-172





During the 2017-18 campaign, the Frogs earned their first national ranking since 2010, claiming a spot in the top-25 for three weeks. The ranking came in the midst of a seven-game Big 12 winning streak, the Frogs' best conference winning streak since 2008. During the streak, the Frogs beat No. 7 Texas then knocked off No. 15 West Virginia on the road, marking just the second time in program history TCU won back-to-back games against ranked teams.

The Frogs went on to finish 9-9 in the Big 12 in 2017-18, capping the regular season with a win over Oklahoma in the Big 12 Championship quarterfinal and advancing to the first semifinal since the Frogs joined the Big 12.

TCU then played in its third WNIT under Pebley and made a deep run in the tournament, advancing to the semifinal where the Frogs fell on the road to eventual champion Indiana. Along the way, TCU won four games in the tournament, including a pair of road wins, pushing TCU's total to 10 wins away from home in 2017-18, the program's most since 2004-05.

In 2017-18, TCU was the only Big 12 team to finish in the Big 12's top three in field goal, 3-point and free throw percentage. The Frogs averaged 74.8 points and 16.5 assists per game, both the second best in program history, and posted a program-best 1.1 assist-turnover ratio.

Individually, numerous players have flourished in Pebley's system, perhaps none more than TCU's all-time leading scorer, Medley who earned three All-Big 12 First Team honors in her career - two under Pebley - and was the first three-time all-conference first team selection in program history.

Medley finished her career with TCU bests of 1,975 career points, a 15.6 points per game scoring average and 316 made 3-pointers. She finished second in TCU history with 633 made field goals and 510 assists.

Moore's progression throughout her TCU career is indicative of Pebley's teaching ability. The Round Rock, Texas, native finished her career as TCU's all-time leader in field goal percentage, shooting 54.7 percent in her four years in Fort Worth, as well as the single-season leader after shooting 59.0 percent in her senior campaign. She also finished seventh in the TCU record book with 1,514 points, second with 892 rebounds and third with 243 blocks.

Additionally, the Frogs have won both of their Big 12 individual awards under Pebley, most recently with Okonkwo earning the Sixth Man Award in 2017-18. Chelsea Prince was named the Big 12 Defensive Player of the Year in 2014-15, marking the fourth-straight such selection under Pebley.

Off the court, the Frogs have seen incredible success under Pebley. In her seven seasons, TCU student-athletes have

earned 31 Academic All-Big 12 honors, that after earning just four in the two years prior to Pebley's arrival.

Included in the 31 selections is a record four first-team selections in 2019-20. Jada Butts was one of the 2016-17 first team selections and became the first Frog to earn Academic All-Big 12 honors in four straight years, while Ray followed in her footsteps, taking home all-academic honors from 2016-20.

Pebley has not only served TCU, but also the women's basketball community as a whole. She is a member of the Kay Yow Cancer Fund Board of Directors, helping guide the Fund's mission to extend and improve the lives of all women battling cancer by raising money for research and assisting the under-served.

She is also a member of the Women's Basketball Coaches Association (WBCA) Board of Directors, helping the Association's mission to improve and advance the game of women's basketball.

TCU officially announced the hiring of Pebley as the program's seventh head coach on April 1, 2014.

Pebley arrived at TCU after spending the previous two seasons at Fresno State where she led the Bulldogs to Mountain West tournament titles and berths into the NCAA Tournament in each of her two seasons. Fresno State compiled a 46-20 (.697) overall record under the direction of Pebley, including a 26-8 (.765) mark in league play, while four Bulldogs earned All-Mountain West honors, including back-to-back Defensive Player of the Year selections.

Pebley's Fresno State squads featured one of the top defensive units in the country, as the 2012-13 Bulldogs ranked third in the NCAA in steals with 12.9 per game, doing so while only fouling 12.1 times per game to rank No. 7 nationally for the fewest fouls committed per game. The Bulldogs allowed a paltry 62.4 points per contest in the two seasons under Pebley.

The Drem, Utah, native faced a tall task in her first head coaching position, starting the Utah State women's basketball program after its reinstatement in 2003 following a 25-year hiatus. Pebley led the Aggies for nine seasons, building the program from scratch into back-to-back WNIT berths, marking the first postseason appearances in school history.

Pebley garnered WAC Coach of the Year accolades for the 2010-11 season after the Aggies advanced to their first WNIT, where they toppled Arizona, and was a WBCA National Coach of the Year finalist in 2012 after Utah State registered its first-ever 20-win season and returned to the WNIT.

In her nine seasons at Utah State, 12 Aggies earned all-conference honors, including Ashlee Brown, who was named the WAC Defensive Player of the Year in

2012, the first of four straight student-athletes to earn the league's top defensive awards under Pebley. Before taking over the Utah State program, Pebley served as an assistant coach at George Mason from 1997-99 under Jim Lewis and Debbie Taneyhill and at Colorado State from 1999-01 under Tom Collen.

At CSU, the Rams went 48-17 in her two seasons with the team reaching the second round of the NCAA Tournament in 2001 and the semifinals of the WNIT in 2000.

A standout at the University of Colorado, Pebley was selected with the 21st overall pick of the inaugural WNBA Draft in 1997, where she played two seasons with the Cleveland Rockers and Utah Starzz. She has since returned to a role within the league as she regularly serves as the color analyst on television broadcasts for the Dallas Wings.

During her collegiate career at Colorado, Pebley helped lead the Buffs to a 106-24 overall record and four conference championships, including winning the inaugural Big 12 tournament title in 1997. In her career, Pebley earned all-conference accolades twice, including a second team All-Big 12 selection in 1997. She is the first former All-Big 12 selection to return to coach in the league.

CU made two Sweet 16 appearances during her career, including a trip to the Elite Eight during her sophomore season, as the Buffs won a school-record 30 games (30-3 overall). Colorado won 25-straight games that season and finished the year ranked No. 2 in the final AP poll.

Pebley, whose maiden name is Scott, was one of nine players in CU history to score over 1,000 career points (1,045) and collect over 700 rebounds (701). Pebley played under legendary head coach Ceal Barry who was a 2018 inductee into the Women's Basketball Hall of Fame.

Pebley and her husband, Keith, have one son, Joseph, and one daughter, Harper.



**PEBLEY vs. OPPONENTS****BIG 12 CONFERENCE TEAMS**

Baylor	0-16
Iowa State	8-8
Kansas	13-3
Kansas State	8-6
Oklahoma	7-8
Oklahoma State	6-8
Texas	3-13
Texas Tech	9-6
West Virginia	5-9

NON-CONFERENCE TEAMS

Air Force	5-1
Alabama	1-0
Alcorn State	2-0
American	0-1
Arizona	2-1
Arkansas	1-0
Army	2-0
Asbury	1-0
Auburn	1-0
Boise State	13-9
Bowling Green	0-1
Butler	1-1
BYU	0-7
Cal Maritime	1-0
Cal Poly	3-1
Cal State Bakersfield	1-0
Cal State Fullerton	2-3
Cal State Northridge	4-1
California	0-1
California Baptist	0-1
Central Arkansas	1-0
Cincinnati	1-0
Colgate	1-0
Colorado	0-1
Colorado State	4-2
Cornell	1-0
Davidson	0-0
Dixie State	0-1
Duquesne	1-0
Eastern Michigan	1-0
Eastern Washington	2-0
Florida	0-1
Fresno State	2-14
Georgia	0-1
Grambling	2-0
Hampton	1-0
Hawaii	6-8
Houston Baptist	2-0
Idaho	11-10
Idaho State	2-7
Illinois	0-1
Incarnate Word	2-0
Indiana	0-1
IPFW	0-1
Lamar	2-0
Liberty	1-0



Long Beach State	1-4
Louisiana Tech	2-14
LSU	0-1
Massachusetts	0-1
McNeese	1-0
Middle Tennessee State	1-1
Mississippi Valley State	1-0
Missouri State	2-0
Monmouth	0-1
Montana	0-4
Montana State	2-4
Montana State Northern	1-0
Montana Western	1-0
Nevada	11-10
New Mexico	4-0
New Mexico State	9-6
New Orleans	1-0
Nebraska	0-1
Nicholls State	1-0
Notre Dame	0-2
North Carolina	0-1
North Dakota State	1-1
Northern Arizona	4-0
Northern Colorado	0-2
Northwestern State	1-0
Ohio	1-0
Ole Miss	1-0
Oral Roberts	2-0
Oregon	0-1
Pacific	2-5
Pepperdine	0-1
Portland	3-3
Portland State	0-2
Prairie View A&M	3-0
Robert Morris	1-0
Saint Louis	0-2
Saint Mary's (Calif.)	3-0
Sam Houston State	4-0
San Diego	0-1

San Diego Christian	1-0
San Diego State	4-2
San Francisco	2-2
San Jose State	12-4
Santa Clara	1-1
Seton Hall	0-1
South Dakota	1-0
Stephen F. Austin	2-0
SMU	6-1
South Dakota State	1-1
Southeastern Louisiana	2-0
Southern	1-0
Southern Miss	0-1
Southern Utah	6-1
Stanford	0-2
Texas A&M	1-6
Texas Southern	2-0
Texas State	3-0
Tulane	0-1
UC Irvine	4-3
UC Merced	1-0
UC Riverside	3-2
UC Santa Barbara	0-4
ULM	1-0
UNLV	6-1
USC	1-1
UT Arlington	2-0
Utah	1-3
Utah State	1-0
Utah Valley	5-3
UTEP	0-1
UTRGV	2-0
Washington State	1-1
Weber State	4-4
Western Michigan	0-1
Wyoming	3-5
Yale	0-1





TCU RECORD BREAKDOWN

	2021-22 RECORD	PEBLEY ERA
Overall	4-6	131-99
Big 12	0-1	57-70
Home	3-3	95-35
Away	1-2	32-55
Neutral	0-1	5-9
vs Top 25	1-1	9-46
vs Top 10	0-0	1-23
Overtime games	0-1	2-3
November	2-3	36-10
December	2-1	29-14
January	0-2	29-32
February	0-0	23-29
March	0-0	17-14
April	0-0	0-1

SCORING

TCU leads after 1st quarter	3-0	76-23*
Opp. leads after 1st quarter	1-6	33-57*
Tied after 1st quarter	0-0	4-5*
TCU leads at halftime	4-0	106-16
Opp. leads at halftime	0-6	23-77
Tied at halftime	0-0	2-6
TCU leads after 3rd quarter	4-0	95-11*
Opp. leads after 3rd quarter	0-6	17-73*
Tied after 3rd quarter	0-0	1-1*
TCU scores less than 60	1-4	9-33
TCU scores 60-69	0-0	24-29
TCU scores 70-79	2-2	51-32
TCU scores 80+	1-0	47-5
Opp. scores less than 60	2-0	58-3
Opp. scores 60-69	1-1	45-14
Opp. scores 70-79	1-3	25-39
Opp. scores 80+	0-2	4-43
Games decided 6 points/less	1-0	33-23

REBOUNDING

TCU out-rebounds opponent	3-1	86-11
Opp. has equal/more rebounds	1-5	45-88

FIELD GOALS

TCU has higher FG%	2-0	99-13
TCU has equal/lower FG%	2-6	32-86
TCU shoots higher than 40%	1-0	101-31
TCU shoots lower than 40%	3-6	30-67
Opp. shoots higher than 40%	2-4	48-88
Opp. shoots lower than 40%	2-2	83-11

THREE-POINT FIELD GOALS

TCU makes 7/more 3-pointers	2-1	81-45
TCU makes 6/less 3-pointers	2-5	50-54
TCU has higher 3PT FG%	2-1	94-27
TCU has lower 3PT FG%	2-5	37-72

FREE THROWS

TCU attempts more FT's	43-2	94-30
TCU attempts equal/fewer FT's	0-4	37-69

* - Does not include 2014-15 season when only halves were played

TCU PERFORMANCE LIST

SCORING LEADER	21-22	CAREER
Lauren Heard	6	46
Okako Adika	1	10
Tavy Diggs	1	4
Yummy Morris	0	3
Michelle Berry	1	3
Aja Holmes	1	2
Tara Manumaleuga	1	1
Kayla Mokwuah	1	1

REBOUNDING LEADER	21-22	CAREER
Lauren Heard	4	35
Michelle Berry	1	18
Yummy Morris	1	11
Okako Adika	1	7
Tavy Diggs	1	3
Aahliyah Jackson	3	3
Patricia Morris	1	1
Kayla Mokwuah	0	1

ASSISTS LEADER	21-22	CAREER
Lauren Heard	8	60
Caroline Germond	0	6
Tavy Diggs	2	5
Michelle Berry	0	2
Aahliyah Jackson	1	1
Yummy Morris	1	1

10+ POINTS	21-22	CAREER
Lauren Heard	9	72
Okako Adika	3	19
Michelle Berry	2	15
Tavy Diggs	4	14
Yummy Morris	2	14
Aja Holmes	3	7
Aahliyah Jackson	1	6
Kayla Mokwuah	2	3
Caroline Germond	0	1
Patricia Morris	0	1

15+ POINTS	21-22	CAREER
Lauren Heard	6	49
Okako Adika	2	10
Tavy Diggs	1	8
Yummy Morris	1	6
Michelle Berry	0	3
Aja Holmes	1	2

20+ POINTS	21-22	CAREER
Lauren Heard	3	32
Aja Holmes	1	2
Tavy Diggs	0	2
Yummy Morris	0	2
Okako Adika	0	1

30+ POINTS	21-22	CAREER
Lauren Heard	1	5

3+ 3-POINTERS	21-22	CAREER
Lauren Heard	0	12
Aja Holmes	3	9
Michelle Berry	1	7
Okako Adika	1	7
Aahliyah Jackson	0	4

10+ REBOUNDS	21-22	CAREER
Lauren Heard	2	12
Michelle Berry	0	7
Tavy Diggs	1	1
Okako Adika	0	1

15+ REBOUNDS	21-22	CAREER
Lauren Heard	0	1

5+ ASSISTS	21-22	CAREER
Lauren Heard	3	37
Caroline Germond	0	4
Michelle Berry	0	2
Tavy Diggs	1	1
Okako Adika	0	1

3+ STEALS	21-22	CAREER
Lauren Heard	3	34
Michelle Berry	1	5
Aahliyah Jackson	1	4
Caroline Germond	0	2
Okako Adika	1	1
Yummy Morris	0	1
Okako Adika	0	1
Tavy Diggs	1	1

3+ BLOCKS	21-22	CAREER
Yummy Morris	0	9
Kayla Mokwuah	0	1

DOUBLE-DOUBLES	21-22	CAREER
Lauren Heard	2	11
Michelle Berry	0	4
Tavy Diggs	1	1
Okako Adika	0	1





TCU 2021-22 HIGHS/LOWS

MOST 1ST QUARTER POINTS

TCU 23	vs Cal Baptist	11/27/21
OPP 25	vs Cal Baptist	11/27/21

FEWEST 1ST QUARTER POINTS

TCU 8	North Carolina	11/21/21
OPP 12 (3x)	last, Texas A&M	12/12/21

MOST 2ND QUARTER POINTS

TCU 26	Houston Baptist	11/09/21
OPP 23	SMU	01/02/22

FEWEST 2ND QUARTER POINTS

TCU 5	SMU	01/02/22
OPP 8	Southeastern La.	12/01/21

MOST FIRST HALF POINTS

TCU 42	Texas A&M	12/12/21
OPP 44 (2x)	last, SMU	01/02/22

FEWEST FIRST HALF POINTS

TCU 18	at Iowa State	01/08/22
OPP 21	Southeastern La.	12/01/21

MOST 3RD QUARTER POINTS

TCU 21	Houston Baptist	11/09/21
OPP 28	North Carolina	11/21/21

FEWEST 3RD QUARTER POINTS

TCU 9	Florida	12/05/21
OPP 10 (2x)	last, Florida	12/05/21

MOST 4TH QUARTER POINTS

TCU 26	Texas A&M	12/12/21
OPP 32	Texas A&M	12/12/21

FEWEST 4TH QUARTER POINTS

TCU 6	North Carolina	11/21/21
OPP 10	Southeastern La.	12/01/21

MOST POINTS IN A GAME

TCU 87	Texas A&M	12/12/21
OPP 91	vs Cal Baptist	11/27/21

FEWEST POINTS IN A GAME

TCU 46	North Carolina	11/21/21
OPP 46	Southeastern La.	12/01/21

BIGGEST WIN MARGIN

TCU 30	Houston Baptist	11/09/21
OPP 33	North Carolina	11/21/21

CLOSEST WIN MARGIN

TCU 4	at St. Mary's	11/26/21
OPP 9	Florida	12/05/21

SPECIALTY STATISTICS COMPARISON (TCU-OPP)

OPPONENT	OFF T/O	IN PAINT	2ND-CHANCE	FB	BENCH
HOUSTON BAPTIST	18-6	38-22	16-9	18-12	39-18
AT TULANE	14-12	32-30	12-15	10-10	46-10
NORTH CAROLINA	10-11	24-22	1-19	4-9	28-16
AT ST. MARY'S	24-4	30-26	12-7	18-13	16-28
VS CAL BAPTIST	13-10	34-36	12-6	14-9	31-18
SOUTHEASTERN LA.	10-12	18-26	7-3	5-4	15-0
FLORIDA	12-19	30-20	5-6	2-16	18-20
TEXAS A&M	20-24	34-40	16-6	8-14	34-35
SMU	7-12	24-34	4-14	7-21	25-8
AT IOWA STATE	6-17	26-24	9-7	2-5	30-13
KANSAS					
OKLAHOMA STATE					
AT OKLAHOMA					
TEXAS TECH					
AT KANSAS STATE					
WEST VIRGINIA					
AT KANSAS					
AT OKLAHOMA STATE					
IOWA STATE					
AT WEST VIRGINIA					
BAYLOR					
OKLAHOMA					
AT TEXAS					
AT TEXAS TECH					
KANSAS STATE					

TCU STARTERS

OPPONENT	G	G	G/F	F	F/C	RECORD
HOUSTON BAPTIST	HEARD	JACKSON	OKAKO	BERRY	P. MORRIS	1-0
AT TULANE	HEARD	JACKSON	OKAKO	BERRY	P. MORRIS	1-1
NORTH CAROLINA	HEARD	JACKSON	DIGGS	MANU	P. MORRIS	0-1
AT ST. MARY'S	HEARD	JACKSON	OKAKO	BERRY	P. MORRIS	2-1
VS CAL BAPTIST	HEARD	JACKSON	OKAKO	BERRY	P. MORRIS	2-2
SOUTHEASTERN LA.	HEARD	JACKSON	OKAKO	BERRY	P. MORRIS	3-2
FLORIDA	HEARD	JACKSON	OKAKO	BERRY	P. MORRIS	3-3
TEXAS A&M	HEARD	JACKSON	OKAKO	BERRY	P. MORRIS	4-3
SMU	HEARD	JACKSON	OKAKO	HOLMES	P. MORRIS	0-1
AT IOWA STATE	HEARD	JACKSON	OKAKO	BERRY	P. MORRIS	4-4
KANSAS						
OKLAHOMA STATE						
AT OKLAHOMA						
TEXAS TECH						
AT KANSAS STATE						
WEST VIRGINIA						
AT KANSAS						
AT OKLAHOMA STATE						
IOWA STATE						
AT WEST VIRGINIA						
BAYLOR						
OKLAHOMA						
AT TEXAS						
AT TEXAS TECH						
KANSAS STATE						





THE LAST TIME

... A TCU TEAM

Scored 100+ points	W, 112-62 vs. Southeastern La. (12/10/17)
Scored 100+ points in non-overtime game	W, 112-62 vs. Southeastern La. (12/10/17)
Scored 100+ points in a conference game	W, 100-96 (4OT) at Utah (2/10/10)
Scored 100+ points in a Big 12 game	None
Scored 90+ points	W, 96-71, vs. Oklahoma (03/04/20)
Scored 90+ points in a conference game	W, 96-71, vs. Oklahoma (03/04/20)
Played an overtime game	L, 78-88 (2OT), at Tulane (11/17/21)
Won an overtime game	W, 81-78 (OT), vs Kansas (01/17/21)
Played a two overtime game	L, 78-88 (2OT), at Tulane (11/17/21)
Played a three overtime game	L, 111-121 (3OT), vs Hardin-Simmons (11/28/81)
Played a four overtime game	W, 100-96 (4OT), at Utah (02/10/10)
Played consecutive overtime games	None
Held a team to 40 points or less	W, 49-37, vs. Oklahoma State (02/23/20)
Held a team to 20 points or less in a half	14 (1st Half), vs. Oral Roberts (12/22/20)
Shot 60+ percent FG	60.8 (31-51), vs Lamar (03/15/18)
Shot 60+ percent FG in a half	60.0 (21-35) 1st Half, at Kansas (02/08/20)
Held a team to 20 percent FG	15.7 (8-of-51), vs Sam Houston State (11/15/16)
Held a team to 20 percent FG in a half	18.5 (5-of-27) (1st Half), vs Oral Roberts (12/22/20)
Made 10+ 3-pointers	10, vs Southeastern Louisiana (12/01/21)
Made 15+ 3-pointers	18, vs Southeastern La. (12/10/17)
Did not make a 3-pointer	(0-of-9), vs UTRGV (01/05/12)
	Active streak of 310 games with a 3-pointer
Held a team to zero 3-pointers	(0-of-1), at LSU (12/04/16)
Shot 90 percent FT (min. 10 att.)	95.0 (19-of-20), vs West Virginia (01/30/21)
Attempted 35+ free throws	39, vs Oklahoma (03/03/18)
Made 30+ free throws	32, vs Oklahoma (03/03/18)
Had 30+ assists	33, vs Southeastern La. (12/10/17)
Had 25+ assists	29, vs Oklahoma (03/04/20)
Forced 30+ turnovers	30, vs Alcorn State (12/29/18)
Forced 25+ turnovers	28, vs Kansas State (02/01/20)
Had 20+ steals	21, vs Incarnate Word (11/25/20)
Had 15+ steals	21, vs Incarnate Word (11/25/20)
Had 15+ blocks	19, vs UAB (01/16/05)*
	*NCAA Record
Had 10+ blocks	11, vs. Oral Roberts (12/22/20)
Overcame a 10-point deficit to win	vs Southeastern Louisiana (12/01/21)
	Trailed by 11, 21-10, with 5:39 left in 2Q, won 55-46
Overcame a 15-point deficit to win	at Texas Tech (02/06/19)
	Trailed by 15, 50-35, with 4:29 left in 3Q, won 70-63
Overcame a 20-point deficit to win	vs Iowa State (10/07/15)
	Trailed by 24, 51-27, with 16:21 left in second half, won 86-84
Had six players score in double figures	vs Texas Tech (01/07/18)
	Jordan Moore (18), Amy Okonkwo (17), Kianna Ray (13), Toree Thompson (13), Lauren Heard (12), Amber Ramirez (10)
Had five players score in double figures	vs. Kansas (01/17/21)
	Lauren Heard (19), Yummy Morris (16), Aahliyah Jackson (13), Michelle Berry (10), Tavy Diggs (10)
Had two players score 20+ points	vs. Texas A&M (12/12/21)
	Lauren Heard (33), Aja Holmes (22)
Had three players score 20+ points	vs Stephen F. Austin (03/19/15)
	Jada Butts (21), Veja Hamilton (21), Chelsea Prince (20)
Had two players record double-doubles	vs Texas Tech (01/23/21)
	Lauren Heard (23 pts, 11 reb), Michelle Berry (14 pts, 13 reb)
Beat a ranked team	W, 87-75, vs. Texas A&M (12/12/21)
Beat a top-10 team	W, 79-77, vs #7 Texas (01/10/18)
Beat a top-5 team	W, 82-73, at #3 California (12/07/08)
Beat a ranked team on the road	W, 65-63, at #25 Texas (01/03/20)
Won consecutive games against ranked teams	W, 76-74 (OT), at #15 West Virginia (1/13/18), W, 79-77, vs #7 Texas (01/10/18)
Was ranked in AP Poll	No. 25 (02/24/20)
Was ranked in Coaches Poll	No. 25 (02/24/20)
Highest AP Poll ranking	13th (02/23/04)
Highest Coaches Poll ranking	15th (03/01/04)
Received votes in AP Poll	Received (2) votes (01/25/21)
Received votes in Coaches Poll	Received (7) votes (03/02/20)





THE LAST TIME

... A TCU PLAYER

Scored 40+ points	43, Emily Carter vs. SMU (11/17/10)
Scored 30+ points	33, Lauren Heard vs. Texas A&M (12/12/21)
Scored 20+ points	33, Lauren Heard vs. Texas A&M (12/12/21) and 22, Aja Holmes vs. Texas A&M (12/12/21)
Scored 20+ points in half	22 (2nd half), 33 (total), Lauren Heard vs. Texas A&M (12/12/21)
Scored 10+ points in 10 or more consecutive games	10, Lauren Heard at Oklahoma State (01/09/21) thru at West Virginia (02/20/21)
Scored 10+ points in 15 or more consecutive games	21, Lauren Heard at SMU (11/20/19) thru at Kansas State (02/19/20)
Scored 20+ points in consecutive games	2, Lauren Heard 35, at Kansas State (03/01/21) thru 31, at Oklahoma (03/04/21)
Scored 20+ points in three or more consecutive games	3, Lauren Heard 27, vs Kansas State (02/10/21) thru 38, at West Virginia (02/20/21)
Scored 20+ points in five or more consecutive games	5, Sandora Irvin vs Oklahoma (12/09/04) thru vs Grambling (12/29/04)
Made 10+ field goals	10, Lauren Heard vs Texas (03/07/21)
Shot 100% FG (min. 5 att.)	5-of-5, Aahlyyah Jackson vs Central Arkansas (11/28/20)
Made 8+ 3-pointers	11, Amber Ramirez vs Southeastern Louisiana (12/10/17)
Made 5+ 3-pointers	6, Aja Holmes vs. Texas A&M (12/12/21)
Made 15+ free throws	18, Lauren Heard vs. Texas A&M (12/12/21)
Made 10+ free throws	18, Lauren Heard vs. Texas A&M (12/12/21)
Had 20+ rebounds	21, Sandora Irvin vs USF (02/09/11)
Had 15+ rebounds	15, Lauren Heard vs. Oklahoma State (02/23/20)
Had a double-double	Lauren Heard [26 points, 13 rebounds] vs. Cal Baptist (11/27/21)
Had consecutive double-doubles	3, Amy Okonkwo 36 pts, 14 reb at Arkansas (3/28/19) thru (22 pts, 11 reb) at Arizona (04/03/19)
Had double-double in three or more consecutive games	3, Amy Okonkwo 36 pts, 14 reb at Arkansas (3/28/19) thru (22 pts, 11 reb) at Arizona (04/03/19)
Had double-double in four or more consecutive games	4, Sandora Irvin at Utah (12/19/04) thru vs UT Arlington (01/02/05)
Had double-double in five or more consecutive games	15, Sandora Irvin vs Cincinnati (1/25/04) thru vs Georgia (03/22/04)
Had a triple-double	Helena Sverrisdottir [16 points, 11 assists, 10 rebounds] vs Oral Roberts (03/17/11) (Three in TCU history)
Had 13+ assists	13, Zahna Medley vs Oklahoma (01/09/13)
Had 10+ assists	10, Kianna Ray vs Duquesne (11/06/18)
Had 10+ steals	11, Lauren Heard at Oklahoma (03/04/21)
Had 7+ steals	11, Lauren Heard at Oklahoma (03/04/21)
Had 5+ steals	11, Lauren Heard at Oklahoma (03/04/21)
Had 10+ blocks	10, Latrica Lovings vs Stephen F. Austin (12/04/13)
Had 5+ blocks	5, Jordan Moore vs Kansas State (02/23/19)
Played every minute in a game	Lauren Heard (40:00), at Iowa State (02/13/21)
Played more than 40 min.	Lauren Heard (41:52), at Kansas State (03/01/21)





**CAROLINE
GERMOND**

5-7 | G | SR.

ANGERS, FRANCE | SOUTH PLAINS COLLEGE



CAROLINE GERMOND'S 2021-22 GAME-BY-GAME STATISTICS

DATE	OPPONENT	GS	MIN	FG	%	3FG	%	FT	%	O	D	T	AVG	PF	A	TO	B	S	PT	
11/09	Houston Baptist	-	-	-	-	-	-	-	-	DNP	-	-	-	-	-	-	-	-	-	-
11/17	at Tulane	-	-	-	-	-	-	-	-	DNP	-	-	-	-	-	-	-	-	-	-
11/21	UNC	-	-	-	-	-	-	-	-	DNP	-	-	-	-	-	-	-	-	-	-
11/26	at St. Mary's	-	-	-	-	-	-	-	-	DNP	-	-	-	-	-	-	-	-	-	-
11/27	vs. Cal Baptist		7	0-0	.000	0-0	.000	0-0	.000	0	0	0	0.0	1	0	0	0	0	0	0
12/01	Southeastern Louisiana		21	2-5	.400	2-5	.400	1-2	.500	0	4	4	2.0	3	1	2	0	1	7	
12/05	Florida		13	0-2	.000	0-0	.000	0-0	.000	0	2	2	2.0	1	1	3	0	1	0	
12/12	Texas A&M		2	0-0	.000	0-0	.000	0-0	.000	0	0	0	1.5	0	0	2	0	0	0	
01/02	SMU		3	0-0	.000	0-0	.000	0-0	.000	0	0	0	1.2	0	0	0	0	0	0	
01/08	at Iowa State		16	2-6	.333	2-4	.500	0-0	.000	0	3	3	1.5	4	0	0	0	1	6	
01/10	Kansas																			
01/12	Oklahoma State																			
01/15	at Oklahoma																			
01/19	Texas Tech																			
01/22	Texas																			
01/29	at Kansas State																			
02/02	West Virginia																			
02/05	at Kansas																			
02/09	at Oklahoma State																			
02/12	Iowa State																			
02/16	at West Virginia																			
02/19	Baylor																			
02/23	Oklahoma																			
02/26	at Texas																			
03/02	at Texas Tech																			
03/05	Kansas State																			

CAROLINE GERMOND'S SEASON/CAREER HIGHS

POINTS																				
2021-22:	7																			
Career:	10																			
REBOUNDS																				
2021-22:	4																			
Career:	5																			
ASSISTS																				
2021-22:	1 (2x)																			
Career:	8																			
BLOCKS																				
2021-22:	--																			
Career:	1 (3x)																			
STEALS																				
2021-22:	1 (3x)																			
Career:	6																			

CAROLINE GERMOND'S CAREER STATISTICS

SEASON	TEAM	GP-GS	MIN/AVG	Field Goals		3-Point		F-Throws		Rebounds				Scoring						
				FG-FGA	FG%	3FG-3FGA	3FG%	FT-FTA	FT%	OFF	DEF	TOT	AVG	PF-FO	A	TO	BLK	STL	PTS	AVG
2020-21	TCU	25-13	572/22.9	36-131	.275	13-59	.220	6-10	.600	10	41	51	2.0	64-0	78	39	3	20	91	3.6
2021-22	TCU	6-0	62/10.3	4-13	.308	4-9	.444	1-2	.500	0	9	9	1.5	9-0	2	7	0	3	13	2.2
TOTAL		31-13	634/20.5	40-144	.278	17-68	.250	7-12	.583	10	50	60	1.9	73-0	80	46	3	23	104	3.4





AAHLIYAH JACKSON

5-10 | G | GR.

FT. SMITH, ARK. | NORTHSIDE HIGH SCHOOL (TEXAS A&M)



AAHLIYAH JACKSON'S 2021-22 GAME-BY-GAME STATISTICS

DATE	OPPONENT	GS	MIN	FG	%	3FG	%	FT	%	O	D	T	AVG	PF	A	TO	B	S	PT
11/09	Houston Baptist	*	31	4-8	.500	2-6	.333	2-3	.667	0	6	6	6.0	1	3	1	0	2	12
11/17	at Tulane	*	32	1-2	.500	1-2	.500	0-0	.000	0	2	2	4.0	4	2	1	0	2	3
11/21	UNC	*	28	0-2	.000	0-2	.000	0-0	.000	0	5	5	4.3	2	2	1	0	0	0
11/26	at St. Mary's	*	36	3-9	.333	1-4	.250	0-0	.000	0	2	2	3.8	1	4	1	0	2	7
11/27	vs. Cal Baptist	*	35	0-3	.000	0-1	.000	0-0	.000	0	0	0	3.0	4	1	2	0	0	0
12/01	Southeastern Louisiana	*	25	1-6	.167	1-6	.167	0-0	.000	0	1	1	2.7	1	3	0	2	0	3
12/05	Florida	*	26	1-2	.500	1-1	1.000	0-0	.000	0	4	4	2.9	2	2	2	0	3	3
12/12	Texas A&M	*	35	1-6	.167	0-3	.000	0-0	.000	2	6	8	3.5	4	3	3	0	1	2
01/02	SMU	*	21	0-0	.000	0-0	.000	0-0	.000	1	4	5	3.7	3	0	0	0	0	0
01/08	at Iowa State	*	19	0-1	.000	0-1	.000	0-0	.000	0	1	1	3.4	3	1	2	0	0	0
01/10	Kansas																		
01/12	Oklahoma State																		
01/15	at Oklahoma																		
01/19	Texas Tech																		
01/22	Texas																		
01/29	at Kansas State																		
02/02	West Virginia																		
02/05	at Kansas																		
02/09	at Oklahoma State																		
02/12	Iowa State																		
02/16	at West Virginia																		
02/19	Baylor																		
02/23	Oklahoma																		
02/26	at Texas																		
03/02	at Texas Tech																		
03/05	Kansas State																		

AAHLIYAH JACKSON'S SEASON/CAREER HIGHS

POINTS	2021-22: 12	Houston Baptist (11/09/21)	BLOCKS	2021-22: 2	Southeastern Louisiana (12/01/21)
Career: 13 (3x)	last, Kansas (01/17/21)		Career: 2 (3x)	last, Southeastern Louisiana (12/01/21)	
REBOUNDS	2021-22: 8	Texas A&M (12/12/21)	STEALS	2021-22: 3	Florida (12/05/21)
Career: 8 (2x)	Texas A&M (12/12/21)		Career: 3 (4x)	last, Florida (12/05/21)	
ASSISTS	2021-22: 4	at St. Mary's (11/26/21)			
Career: 4 (2x)	last, at St. Mary's (11/26/21)				

AAHLIYAH JACKSON'S CAREER STATISTICS

SEASON	TEAM	GP-GS	MIN/AVG	Field Goals		3-Point		F-Throws		Rebounds				Scoring						
				FG-FGA	FG%	3FG-3FGA	3FG%	FT-FTA	FT%	OFF	DEF	TOT	AVG	PF-FO	A	TO	BLK	STL	PTS	AVG
2016-17	TA&M	21-0	136/6.5	6-25	.240	1-9	.111	8-12	.667	8	12	20	1.0	17-0	4	5	1	4	21	1.0
2017-18	TA&M	3-0	17/5.7	2-3	.667	0-0	.000	0-0	.000	0	3	3	1.0	6-0	0	0	0	0	4	1.3
2018-19	TA&M	19-2	159/8.4	8-23	.348	0-1	.000	20-22	.909	14	22	36	1.9	19-0	8	10	2	5	36	1.9
2019-20	TA&M	22-0	120/5.5	7-15	.467	1-3	.333	3-8	.375	12	12	24	1.1	9-0	5	8	0	2	18	0.8
2020-21	TCU	24-24	671/28.0	42-139	.302	26-79	.329	23-41	.561	15	60	75	3.1	63-1	29	31	12	22	133	5.5
2021-22	TCU	10-10	285/28.5	11-39	.282	6-26	.231	2-3	.667	3	31	34	3.4	25-0	21	13	2	10	30	3.0
TOTAL FOR TCU	34-34	956/28.1	53-178	.298	32-105	.305	25-44	.568	18	91	109	3.2	88-1	50	44	14	32	163	4.8	
TOTAL	99-36	1389/14.0	76-244	.311	34-118	.288	56-86	.651	52	140	192	1.9	139-1	67	67	17	43	242	2.4	





**TARA
MANUMALEUGA**

5-10 | G | JR.

QUEENSLAND, AUSTRALIA | HILLCREST CHRISTIAN COLLEGE (ARIZONA)

2



TARA MANUMALEUGA'S 2021-22 GAME-BY-GAME STATISTICS

DATE	OPPONENT	GS	MIN	FG	%	3FG	%	FT	%	O	D	T	AVG	PF	A	TO	B	S	PT
11/09	Houston Baptist		26	3-13	.231	2-10	.200	1-2	.500	1	3	4	4.0	3	1	4	0	3	9
11/17	at Tulane		5	2-3	.667	2-3	.667	0-0	.000	0	0	0	2.0	0	0	1	0	0	6
11/21	UNC	*	22	4-11	.364	1-8	.125	0-0	.000	1	2	3	2.3	2	0	1	0	0	9
11/26	at St. Mary's		11	0-4	.000	0-4	.000	0-2	.000	0	0	0	1.8	1	1	1	1	0	0
11/27	vs. Cal Baptist		2	0-1	.000	0-0	.000	0-0	.000	1	0	1	1.6	0	0	0	0	0	0
12/01	Southeastern Louisiana		3	0-1	.000	0-1	.000	0-0	.000	0	0	0	1.3	0	0	1	0	0	0
12/05	Florida		18	2-8	.250	0-3	.000	0-0	.000	0	0	0	1.1	1	1	1	0	2	4
12/12	Texas A&M		6	0-2	.000	0-1	.000	0-0	.000	0	1	1	1.1	0	0	1	0	0	0
01/02	SMU		17	1-6	.167	0-3	.000	2-2	1.000	0	4	4	1.4	1	3	4	0	2	4
01/08	at Iowa State		13	0-5	.000	0-3	.000	0-0	.000	0	1	1	1.4	1	1	1	1	0	0
01/10	Kansas																		
01/12	Oklahoma State																		
01/15	at Oklahoma																		
01/19	Texas Tech																		
01/22	Texas																		
01/29	at Kansas State																		
02/02	West Virginia																		
02/05	at Kansas																		
02/09	at Oklahoma State																		
02/12	Iowa State																		
02/16	at West Virginia																		
02/19	Baylor																		
02/23	Oklahoma																		
02/26	at Texas																		
03/02	at Texas Tech																		
03/05	Kansas State																		

TARA MANUMALEUGA'S SEASON/CAREER HIGHS

POINTS	2021-22: 9 (2x) last, North Carolina (11/21/21)	BLOCKS	2021-22: 1 (2x) last, at Iowa State (01/08/22)
Career: 9 (4x) last, North Carolina (11/21/21)	Career: 1 (5x) last, at Iowa State (01/08/22)	REBOUNDS	2021-22: 4 (2x) last, SMU (01/02/22)
Career: 4 (4x) last, SMU (01/02/22)	Career: 3 Houston Baptist (11/09/21)	ASSISTS	2021-22: 3 SMU (01/02/22)
	Career: 3 Houston Baptist (11/09/21)	Career: 3 SMU (01/02/22)	

* - at Arizona

TARA MANUMALEUGA'S CAREER STATISTICS

SEASON	TEAM	GP-GS	MIN/AVG	Field Goals		3-Point		F-Throws		Rebounds				Scoring						
				FG-FGA	FG%	3FG-3FGA	3FG%	FT-FTA	FT%	OFF	DEF	TOT	AVG	PF-FO	A	TO	BLK	STL	PTS	AVG
2019-20	UA	17-0	94/5.6	14-33	.424	10-20	.500	2-4	.500	7	16	23	1.4	9-0	6	10	1	3	40	2.4
2020-21	UA	9-0	28/3.1	3-11	.273	3-8	.375	1-2	.500	0	1	1	0.1	0-0	2	2	2	1	10	1.1
2021-22	TCU	10-1	125/12.5	12-54	.222	5-36	.139	3-6	.500	3	11	14	1.4	9-0	7	15	2	7	32	3.2
TOTAL FOR TCU		10-1	125/12.5	12-54	.222	5-36	.139	3-6	.500	3	11	14	1.4	9-0	7	15	2	7	32	3.2
TOTAL		36-1	247/6.9	29-98	.296	18-64	.281	6-12	.500	10	28	38	1.1	18-0	15	27	5	11	82	2.3





**OKAKO "KOKO"
ADIKA**

6-0 | G/F | SR.

HOLSTEVRO, DENMARK | LEMVIG GYMNASIUM (BUTLER)

4



OKAKO ADIKA'S 2021-22 GAME-BY-GAME STATISTICS

DATE	OPPONENT	GS	MIN	FG	%	3FG	%	FT	%	O	D	T	AVG	PF	A	TO	B	S	PT
11/09	Houston Baptist	*	20	1-3	.333	0-1	.000	2-2	1.000	5	4	9	9.0	4	1	1	0	3	4
11/17	at Tulane	*	10	0-4	.000	0-3	.000	0-0	.000	1	1	2	5.5	2	2	0	0	1	0
11/21	UNC		12	2-4	.500	0-0	.000	0-0	.000	0	1	1	4.0	3	0	1	0	0	4
11/26	at St. Mary's	*	19	4-7	.571	1-4	.250	0-0	.000	2	2	4	4.0	3	0	0	0	2	9
11/27	vs. Cal Baptist	*	25	3-8	.375	2-4	.500	5-5	1.000	3	2	5	4.2	3	2	0	0	1	13
12/01	Southeastern Louisiana	*	32	6-10	.600	3-5	.600	0-0	.000	3	5	8	4.8	2	0	1	0	1	15
12/05	Florida	*	24	5-6	.833	1-1	1.000	0-0	.000	0	1	1	4.3	3	1	2	1	0	11
12/12	Texas A&M	*	25	4-10	.400	1-3	.333	0-0	.000	3	1	4	4.3	4	3	3	0	2	9
01/02	SMU	*	16	2-7	.286	2-4	.500	0-0	.000	1	1	2	4.0	3	3	1	0	0	6
01/08	at Iowa State	*	19	2-10	.200	1-5	.200	0-0	.000	2	4	6	4.2	3	1	2	0	1	5
01/10	Kansas																		
01/12	Oklahoma State																		
01/15	at Oklahoma																		
01/19	Texas Tech																		
01/22	Texas																		
01/29	at Kansas State																		
02/02	West Virginia																		
02/05	at Kansas																		
02/09	at Oklahoma State																		
02/12	Iowa State																		
02/16	at West Virginia																		
02/19	Baylor																		
02/23	Oklahoma																		
02/26	at Texas																		
03/02	at Texas Tech																		
03/05	Kansas State																		

OKAKO ADIKA'S SEASON/CAREER HIGHS

POINTS	2021-22: 15	Southeastern Louisiana (12/01/21)	BLOCKS	2021-22: 1	Florida (12/05/21)
Career: 29	Providence (12/05/20)*	Career: 2 (2x)	last, at Villanova (02/16/21)*		
REBOUNDS	2021-22: 9	Houston Baptist (11/09/21)	STEALS	2021-22: 3	Houston Baptist (11/09/21)
Career: 10	vs. Providence (03/05/21)*	Career: 3 (2x)	last, Houston Baptist (11/09/21)		
ASSISTS	2021-22: 3 (2x)	last, SMU (01/02/22)	* - at Butler		
Career: 5	Georgetown (01/13/21)*				

OKAKO ADIKA'S CAREER STATISTICS

SEASON	TEAM	GP-GS	MIN/AVG	Field Goals		3-Point		F-Throws		Rebounds				Scoring						
				FG-FGA	FG%	3FG-3FGA	3FG%	FT-FTA	FT%	OFF	DEF	TOT	AVG	PF-FO	A	TO	BLK	STL	PTS	AVG
2020-21	Butler	19-19	566/29.8	98-202	.485	33-74	.446	33-40	.825	35	73	108	5.7	50-1	22	45	8	21	262	13.8
2021-22	TCU	10-9	202/20.2	29-69	.420	11-30	.367	7-7	1.000	20	22	42	4.2	30-0	13	11	1	11	76	7.6
TOTAL FOR TCU		10-9	202/20.2	29-69	.420	11-30	.367	7-7	1.000	20	22	42	4.2	30-0	13	11	1	11	76	7.6
TOTAL		29-28	768/26.5	127-271	.469	44-104	.423	40-47	.851	55	95	150	5.2	80-1	35	56	9	32	338	11.7





YUMMY MORRIS

6-3 | F | SR.

NORTH LITTLE ROCK, ARK. | NORTH LITTLE ROCK HIGH SCHOOL

5



YUMMY MORRIS' 2021-22 GAME-BY-GAME STATISTICS

DATE	OPPONENT	GS	MIN	FG	%	3FG	%	FT	%	O	D	T	AVG	PF	A	TO	B	S	PT
11/09	Houston Baptist		17	4-9	.444	0-0	.000	0-0	.000	2	4	6	6.0	2	1	0	0	0	8
11/17	at Tulane		22	3-6	.500	0-0	.000	1-2	.500	5	2	7	6.5	1	0	2	0	0	7
11/21	UNC		22	2-5	.400	0-0	.000	2-2	1.000	0	3	3	5.3	4	2	1	1	0	6
11/26	at St. Mary's		18	3-5	.600	0-0	.000	5-6	.833	3	4	7	5.8	4	3	1	1	0	11
11/27	vs. Cal Baptist		22	8-15	.533	0-0	.000	2-2	1.000	2	1	3	5.2	2	1	1	0	0	18
12/01	Southeastern Louisiana		32	3-6	.500	0-0	.000	0-2	.000	1	4	5	5.2	2	2	2	1	1	6
12/05	Florida		20	1-3	.333	0-0	.000	2-2	1.000	0	3	3	4.9	2	1	2	0	1	4
12/12	Texas A&M		14	2-4	.500	0-0	.000	1-2	.500	2	1	3	4.6	5	1	3	0	0	5
01/02	SMU		15	1-4	.250	0-0	.000	0-0	.000	0	2	2	4.3	3	2	1	1	0	2
01/08	at Iowa State		17	2-5	.400	0-0	.000	0-2	.000	3	5	8	4.7	1	0	2	1	0	4
01/10	Kansas																		
01/12	Oklahoma State																		
01/15	at Oklahoma																		
01/19	Texas Tech																		
01/22	Texas																		
01/29	at Kansas State																		
02/02	West Virginia																		
02/05	at Kansas																		
02/09	at Oklahoma State																		
02/12	Iowa State																		
02/16	at West Virginia																		
02/19	Baylor																		
02/23	Oklahoma																		
02/26	at Texas																		
03/02	at Texas Tech																		
03/05	Kansas State																		

YUMMY MORRIS' SEASON/CAREER HIGHS

POINTS	2021-22: 18 vs. Cal Baptist (11/27/21)	BLOCKS	2021-22: 1 (5x) last, at Iowa State (01/08/22)
Career: 26 Incarnate Word (11/25/20)	Career: 4 (2x) last, Oral Roberts (12/22/20)		
REBOUNDS	2021-22: 8 at Iowa State (01/08/22)	STEALS	2021-22: 1 (2x) last, Florida (12/05/21)
Career: 9 (2x) last, Central Arkansas (11/28/20)	Career: 3 Mississippi Valley State (11/11/18)		
ASSISTS	2021-22: 3 at St. Mary's (11/26/21)		
Career: 3 (2x) last, at St. Mary's (11/26/21)			

YUMMY MORRIS' CAREER STATISTICS

SEASON	TEAM	GP-GS	MIN/AVG	Field Goals		3-Point		F-Throws		Rebounds				Scoring						
				FG-FGA	FG%	3FG-3FGA	3FG%	FT-FTA	FT%	OFF	DEF	TOT	AVG	PF-FO	A	TO	BLK	STL	PTS	AVG
2018-19	TCU	25-0	170/6.8	24-51	.471	0-0	.000	30-41	.732	19	34	53	2.1	26-0	3	22	18	6	78	3.1
2019-20	TCU	29-0	257/8.9	37-86	.430	0-0	.000	14-20	.700	37	39	76	2.6	46-0	7	27	16	13	88	3.0
2020-21	TCU	25-16	481/19.2	76-150	.507	0-0	.000	34-39	.872	36	77	113	4.5	55-1	17	39	21	10	186	7.4
2021-22	TCU	10-0	197/19.7	29-62	.468	0-0	.000	13-20	.650	18	29	47	4.7	25-1	13	15	5	2	71	7.1
TOTAL		89-16	1106/12.4	166-349	.476	0-0	.000	91-120	.758	110	179	289	3.2	152-2	40	103	60	31	423	4.8





**PAIGE
BRADLEY**

5-10 | G | FR.

DALLAS, TEXAS | BISHOP LYNCH HIGH SCHOOL

10



PAIGE BRADLEY'S 2021-22 GAME-BY-GAME STATISTICS

DATE	OPPONENT	GS	MIN	FG	%	3FG	%	FT	%	O	D	T	AVG	PF	A	TO	B	S	PT	
11/09	Houston Baptist	-	-	-	-	-	-	-	-	DNP	-	-	-	-	-	-	-	-	-	-
11/17	at Tulane	15	1-4	.250	1-2	.500	2-2	1.000	0	2	2	2.0	0	2	1	0	1	0	1	5
11/21	UNC	19	1-6	.167	1-5	.200	0-0	.000	0	0	0	1.0	2	0	1	0	0	0	3	3
11/26	at St. Mary's	8	1-3	.333	1-2	.500	0-0	.000	0	1	1	1.0	0	0	0	0	0	0	3	3
11/27	vs. Cal Baptist	3	0-2	.000	0-1	.000	0-0	.000	1	0	1	1.0	0	0	0	0	0	0	0	0
12/01	Southeastern Louisiana	3	0-2	.000	0-1	.000	0-0	.000	1	0	1	1.0	0	0	0	0	0	0	0	0
12/05	Florida	4	0-1	.000	0-0	.000	0-0	.000	1	0	1	1.0	1	0	0	0	0	0	0	0
12/12	Texas A&M	2	0-0	.000	0-0	.000	0-0	.000	0	0	0	0.8	1	0	0	0	0	0	0	0
01/02	SMU	17	1-4	.250	0-2	.000	0-0	.000	0	3	3	1.1	2	0	1	0	1	0	1	2
01/08	at Iowa State	11	0-1	.000	0-1	.000	0-0	.000	0	1	1	1.1	0	1	1	0	0	0	0	0
01/10	Kansas																			
01/12	Oklahoma State																			
01/15	at Oklahoma																			
01/19	Texas Tech																			
01/22	Texas																			
01/29	at Kansas State																			
02/02	West Virginia																			
02/05	at Kansas																			
02/09	at Oklahoma State																			
02/12	Iowa State																			
02/16	at West Virginia																			
02/19	Baylor																			
02/23	Oklahoma																			
02/26	at Texas																			
03/02	at Texas Tech																			
03/05	Kansas State																			

PAIGE BRADLEY'S SEASON/CAREER HIGHS

POINTS																					
2021-22	5																				
Career:	5																				
REBOUNDS																					
2021-22	3																				
Career:	3																				
ASSISTS																					
2021-22	2																				
Career:	2																				
BLOCKS																					
2021-22	--																				
Career:	--																				
STEALS																					
2021-22	1 (2x)																				
Career:	1 (2x)																				
LAST																					
2021-22	last, SMU (01/02/22)																				
Career:	last, SMU (01/02/22)																				

PAIGE BRADLEY'S CAREER STATISTICS

SEASON	TEAM	GP-GS	MIN/AVG	Field Goals		3-Point		F-Throws		Rebounds				Scoring						
				FG-FGA	FG%	3FG-3FGA	3FG%	FT-FTA	FT%	OFF	DEF	TOT	AVG	PF-FO	A	TO	BLK	STL	PTS	AVG
2021-22	TCU	8-0	80/9.9	4-21	.190	3-13	.231	2-2	1.000	2	7	9	1.1	6-0	3	4	0	2	13	1.6
TOTAL		8-0	80/9.9	4-21	.190	3-13	.231	2-2	1.000	2	7	9	1.1	6-0	3	4	0	2	13	1.6





**TAVY
DIGGS**

6-2 | G/F | JR.

RICHARDSON, TEXAS | PLANO EAST HIGH SCHOOL

13



TAVY DIGGS' 2021-22 GAME-BY-GAME STATISTICS

DATE	OPPONENT	GS	MIN	FG	%	3FG	%	FT	%	O	D	T	AVG	PF	A	TO	B	S	PT
11/09	Houston Baptist		29	3-11	.273	0-2	.000	4-4	1.000	2	5	7	7.0	3	6	3	2	2	10
11/17	at Tulane		38	6-14	.429	0-1	.000	3-6	.500	1	10	11	9.0	3	1	3	0	1	15
11/21	UNC	*	18	2-7	.286	0-0	.000	1-2	.500	0	3	3	7.0	1	0	4	0	3	5
11/26	at St. Mary's		4	0-0	.000	0-0	.000	0-0	.000	0	0	0	5.3	0	0	0	0	1	0
11/27	vs. Cal Baptist		24	5-14	.357	0-3	.000	3-4	.750	2	4	6	5.4	3	2	3	0	1	13
12/01	Southeastern Louisiana		5	0-0	.000	0-0	.000	0-0	.000	0	0	0	4.5	0	1	1	0	0	0
12/05	Florida		17	3-3	1.000	0-0	.000	0-0	.000	0	4	4	4.4	0	1	2	1	0	6
12/12	Texas A&M		12	2-3	.667	0-0	.000	1-2	.500	2	2	4	4.4	2	1	2	0	0	5
01/02	SMU		20	2-7	.286	0-0	.000	1-2	.500	0	2	2	4.1	1	4	0	0	0	5
01/08	at Iowa State		21	8-16	.500	0-1	.000	1-5	.200	2	3	5	4.2	5	2	1	0	0	17
01/10	Kansas																		
01/12	Oklahoma State																		
01/15	at Oklahoma																		
01/19	Texas Tech																		
01/22	Texas																		
01/29	at Kansas State																		
02/02	West Virginia																		
02/05	at Kansas																		
02/09	at Oklahoma State																		
02/12	Iowa State																		
02/16	at West Virginia																		
02/19	Baylor																		
02/23	Oklahoma																		
02/26	at Texas																		
03/02	at Texas Tech																		
03/05	Kansas State																		

TAVY DIGGS' SEASON/CAREER HIGHS

POINTS																				
2021-22:	17			at Iowa State (01/08/22)																
Career:	22			vs. Baylor (03/12/21)																
REBOUNDS																				
2021-22:	11			at Tulane (11/17/21)																
Career:	11			at Tulane (11/17/21)																
ASSISTS																				
2021-22:	6			Houston Baptist (11/09/21)																
Career:	6			Houston Baptist (11/09/21)																
BLOCKS																				
2021-22:	2			Houston Baptist (11/09/21)																
Career:	2 (3x)			last, Houston Baptist (11/09/21)																
STEALS																				
2021-22:	3			North Carolina (11/21/21)																
Career:	3			North Carolina (11/21/21)																

TAVY DIGGS' CAREER STATISTICS

SEASON	TEAM	GP-GS	MIN/AVG	Field Goals		3-Point		F-Throws		Rebounds				Scoring						
				FG-FGA	FG%	3FG-3FGA	3FG%	FT-FTA	FT%	OFF	DEF	TOT	AVG	PF-FO	A	TO	BLK	STL	PTS	AVG
2019-20	TCU	12-0	41/3.4	5-11	.455	0-0	.000	1-3	.333	2	12	14	1.2	6-0	0	8	1	1	11	0.9
2020-21	TCU	25-12	546/21.9	106-212	.500	5-20	.250	22-33	.667	24	66	90	3.6	66-3	41	41	6	17	239	9.6
2021-22	TCU	10-1	187/18.7	31-76	.408	0-7	.000	14-25	.560	9	33	42	4.2	18-1	18	19	3	8	76	7.6
TOTAL		47-13	774/16.5	142-299	.475	5-27	.185	37-61	.607	35	111	146	3.1	90-4	59	68	10	26	326	6.9





**AJA
HOLMES**

5-8 | G | SO.

CIBOLO, TEXAS | STEELE HIGH SCHOOL

15



AJA HOLMES' 2021-22 GAME-BY-GAME STATISTICS

DATE	OPPONENT	GS	MIN	FG	%	3FG	%	FT	%	O	D	T	AVG	PF	A	TO	B	S	PT	
11/09	Houston Baptist	-	-	-	-	-	-	-	-	DNP	-	-	-	-	-	-	-	-	-	-
11/17	at Tulane	25	4-11	.364	3-10	.300	2-2	1.000	0	1	1	1	1.0	0	0	0	0	0	1	13
11/21	UNC	22	2-8	.250	2-7	.286	2-3	.667	0	0	0	0	0.5	1	0	0	0	0	0	8
11/26	at St. Mary's	9	0-0	.000	0-0	.000	0-0	.000	0	0	0	0	0.3	0	0	0	0	0	0	0
11/27	vs. Cal Baptist	2	0-0	.000	0-0	.000	0-0	.000	0	0	0	0	0.3	0	0	0	0	0	0	0
12/01	Southeastern Louisiana	13	1-5	.200	0-4	.000	0-0	.000	1	1	2	0.6	0	2	0	0	0	0	0	2
12/05	Florida	13	1-5	.200	0-4	.000	0-0	.000	1	1	2	0.6	0	2	0	0	0	0	0	2
12/12	Texas A&M	26	7-12	.583	6-11	.545	2-3	.667	1	1	2	0.8	1	1	0	0	0	0	2	22
01/02	SMU	*	37	4-10	.400	4-9	.444	0-0	.000	0	2	2	1.0	0	0	0	0	0	0	12
01/08	at Iowa State	22	1-6	.167	1-4	.250	0-0	.000	1	0	1	1.0	0	0	0	0	0	0	0	3
01/10	Kansas																			
01/12	Oklahoma State																			
01/15	at Oklahoma																			
01/19	Texas Tech																			
01/22	Texas																			
01/29	at Kansas State																			
02/02	West Virginia																			
02/05	at Kansas																			
02/09	at Oklahoma State																			
02/12	Iowa State																			
02/16	at West Virginia																			
02/19	Baylor																			
02/23	Oklahoma																			
02/26	at Texas																			
03/02	at Texas Tech																			
03/05	Kansas State																			

AJA HOLMES' SEASON/CAREER HIGHS

POINTS	2021-22	22	Texas A&M (12/12/21)	BLOCKS	2021-22	--	--
Career:	22	Texas A&M (12/12/21)	Career:	1	Oklahoma (02/24/21)		
REBOUNDS	2021-22	2 (4x)	last, SMU (01/02/22)	STEALS	2021-22	1	at Tulane (11/17/21)
Career:	3	Oklahoma State (01/06/21)	Career:	2 (2x)	last, at West Virginia (02/20/21)		
ASSISTS	2021-22	2 (2x)	last, Florida (12/05/21)				
Career:	4	at West Virginia (02/20/21)					

AJA HOLMES' CAREER STATISTICS

SEASON	TEAM	GP-GS	MIN/AVG	Field Goals		3-Point		F-Throws		Rebounds				Scoring						
				FG-FGA	FG%	3FG-3FGA	3FG%	FT-FTA	FT%	OFF	DEF	TOT	AVG	PF-FO	A	TO	BLK	STL	PTS	AVG
2020-21	TCU	25-4	481/19.2	46-132	.348	39-120	.325	9-10	.900	1	18	19	0.8	29-0	12	16	1	8	140	5.6
2021-22	TCU	8-1	159/19.8	19-52	.365	16-45	.356	6-8	.750	3	5	8	1.0	2-0	3	0	0	1	60	7.5
TOTAL		33-5	640/19.4	65-184	.353	55-165	.333	15-18	.833	4	23	27	0.8	31-0	15	16	1	9	200	6.1





**LAUREN
HEARD**

5-9 | G | GR.

DENTON, TEXAS | GUYER HIGH SCHOOL

20



LAUREN HEARD'S 2021-22 GAME-BY-GAME STATISTICS

DATE	OPPONENT	GS	MIN	FG	%	3FG	%	FT	%	O	D	T	AVG	PF	A	TO	B	S	PT
11/09	Houston Baptist	*	27	7-13	.538	0-1	.000	2-2	1.000	3	7	10	10.0	0	3	2	0	3	16
11/17	at Tulane	*	39	8-25	.320	1-3	.333	6-8	.750	2	7	9	9.5	3	5	1	0	2	23
11/21	UNC	*	18	2-7	.286	0-2	.000	0-0	.000	0	3	3	7.3	5	0	3	0	2	4
11/26	at St. Mary's	*	37	4-18	.222	0-2	.000	8-15	.533	3	5	8	7.5	3	5	1	0	3	16
11/27	vs. Cal Baptist	*	38	10-21	.476	1-2	.500	5-5	1.000	1	12	13	8.6	3	5	3	0	0	26
12/01	Southeastern Louisiana	*	34	3-13	.231	2-5	.400	4-6	.667	1	6	7	8.3	1	4	6	0	1	12
12/05	Florida	*	32	4-15	.267	0-1	.000	9-11	.818	2	3	5	7.9	3	4	9	0	1	17
12/12	Texas A&M	*	37	7-12	.583	1-2	.500	18-21	.857	1	4	5	7.5	2	4	6	1	3	33
01/02	SMU	*	27	3-10	.300	1-5	.200	1-1	1.000	0	2	2	6.9	2	4	3	0	1	8
01/08	at Iowa State	*	24	2-9	.222	0-1	.000	0-0	.000	1	1	2	6.4	2	4	0	0	2	4
01/10	Kansas																		
01/12	Oklahoma State																		
01/15	at Oklahoma																		
01/19	Texas Tech																		
01/22	Texas																		
01/29	at Kansas State																		
02/02	West Virginia																		
02/05	at Kansas																		
02/09	at Oklahoma State																		
02/12	Iowa State																		
02/16	at West Virginia																		
02/19	Baylor																		
02/23	Oklahoma																		
02/26	at Texas																		
03/02	at Texas Tech																		
03/05	Kansas State																		

LAUREN HEARD'S SEASON/CAREER HIGHS

POINTS																				
2021-22:	33																			Texas A&M (12/12/21)
Career:	38																			at West Virginia (02/20/21)
REBOUNDS																				
2021-22:	13																			vs. Cal Baptist (11/27/21)
Career:	15																			Oklahoma State (02/23/20)
ASSISTS																				
2021-22:	5 (3x)																			last, vs. Cal Baptist (11/27/21)
Career:	9 (2x)																			last, at Iowa State (02/13/21)
BLOCKS																				
2021-22:	1																			Texas A&M (12/12/21)
Career:	1 (10x)																			last, Texas A&M (12/12/21)
STEALS																				
2021-22:	3 (3x)																			last, Texas A&M (12/12/21)
Career:	11																			at Oklahoma (03/04/21)

LAUREN HEARD'S CAREER STATISTICS

SEASON	TEAM	GP-GS	MIN/AVG	Field Goals		3-Point		F-Throws		Rebounds				Scoring						
				FG-FGA	FG%	3FG-3FGA	3FG%	FT-FTA	FT%	OFF	DEF	TOT	AVG	PF-FO	A	TO	BLK	STL	PTS	AVG
2017-18	TCU	36-6	709/19.7	70-187	.374	20-61	.328	63-86	.733	26	81	107	3.0	75-0	61	56	1	37	223	6.2
2018-19	TCU	35-34	992/28.4	92-293	.314	28-107	.262	91-140	.650	33	126	159	4.5	75-1	113	84	2	63	303	8.7
2019-20	TCU	29-29	891/30.7	166-425	.391	31-86	.360	171-227	.753	58	134	192	6.6	80-1	117	111	3	62	534	18.4
2020-21	TCU	25-25	892/35.7	169-423	.400	34-113	.301	159-219	.726	36	141	177	7.1	54-1	121	89	3	64	531	21.2
2021-22	TCU	10-10	308/30.8	50-143	.350	6-24	.250	53-69	.768	14	50	64	6.4	24-1	38	34	1	18	159	15.9
TOTAL		135-104	3793/28.1	547-1471	.372	119-391	.304	537-741	.725	167	532	699	5.2	308-4	450	374	10	244	1750	13.0





MICHELLE BERRY

6-2 | F | GR.

MIAMI, FLA. | MIAMI COUNTRY DAY (VIRGINIA TECH)

23



MICHELLE BERRY'S 2021-22 GAME-BY-GAME STATISTICS

DATE	OPPONENT	GS	MIN	FG	%	3FG	%	FT	%	O	D	T	AVG	PF	A	TO	B	S	PT
11/09	Houston Baptist	*	24	0-11	.000	0-5	.000	0-0	.000	3	5	8	8.0	2	2	0	0	1	0
11/17	at Tulane	*	38	1-11	.091	0-5	.000	0-0	.000	1	5	6	7.0	4	3	0	0	0	2
11/21	UNC		19	3-4	.750	0-0	.000	1-2	.500	2	2	4	6.0	1	1	0	0	0	7
11/26	at St. Mary's	*	37	6-11	.545	3-6	.500	1-3	.333	1	4	5	5.8	1	2	1	0	3	16
11/27	vs. Cal Baptist	*	33	2-8	.250	1-5	.200	0-0	.000	2	9	11	6.8	0	1	1	0	1	5
12/01	Southeastern Louisiana	*	26	3-6	.500	2-4	.500	2-2	1.000	1	3	4	6.3	0	3	1	1	1	10
12/05	Florida	*	29	2-7	.286	1-2	.500	0-0	.000	1	4	5	6.1	1	0	0	0	1	5
12/12	Texas A&M	*	20	0-4	.000	0-3	.000	2-2	1.000	0	4	4	5.9	3	1	1	0	0	2
01/02	SMU		-	-	-	-	-	-	-	DNP	-	-	-	-	-	-	-	-	-
01/08	at Iowa State	*	21	2-10	.200	1-7	.143	0-0	.000	1	2	3	5.6	0	1	0	0	0	5
01/10	Kansas																		
01/12	Oklahoma State																		
01/15	at Oklahoma																		
01/19	Texas Tech																		
01/22	Texas																		
01/29	at Kansas State																		
02/02	West Virginia																		
02/05	at Kansas																		
02/09	at Oklahoma State																		
02/12	Iowa State																		
02/16	at West Virginia																		
02/19	Baylor																		
02/23	Oklahoma																		
02/26	at Texas																		
03/02	at Texas Tech																		
03/05	Kansas State																		

MICHELLE BERRY'S SEASON/CAREER HIGHS

POINTS	2021-22: 16	at St. Mary's (11/26/21)	BLOCKS	2021-22: 1	Southeastern Louisiana (12/01/21)
	Career: 38	Portland State (11/13/15)*		Career: 2	Kansas (01/17/21)
REBOUNDS	2021-22: 11	vs. Cal Baptist (11/27/21)	STEALS	2021-22: 3	at St. Mary's (11/26/21)
	Career: 14	Cal Poly (02/18/16)*		Career: 5	at Pepperdine (11/20/15)*
ASSISTS	2021-22: 3 (2x)	last, Southeastern Louisiana (12/01/21)	* - at Cal State Fullerton		
	Career: 6	at Long Beach State (01/20/16)*			

MICHELLE BERRY'S CAREER STATISTICS

SEASON	TEAM	GP-GS	MIN/AVG	Field Goals		3-Point		F-Throws		Rebounds				PF-FO				Scoring		
				FG-FGA	FG%	3FG-3FGA	3FG%	FT-FTA	FT%	OFF	DEF	TOT	AVG	PF-FO	A	TO	BLK	STL	PTS	AVG
2017-18	Hokies	37-8	698/18.9	56-151	.371	4-19	.211	31-50	.620	61	150	211	5.7	60-0	19	44	6	16	147	4.0
2019-20	TCU	29-1	606/20.9	62-155	.400	18-55	.327	19-30	.633	43	111	154	5.3	46-0	25	35	5	18	161	5.6
2020-21	TCU	25-22	853/34.1	77-226	.341	36-116	.310	27-34	.794	33	131	164	6.6	39-1	45	48	4	28	217	8.7
2021-22	TCU	7-6	210/30.0	17-58	.293	7-27	.259	4-7	.571	11	32	43	6.1	9-0	12	3	1	7	45	6.4
TOTAL FOR TCU		61-29	1669/27.4	156-439	.355	61-198	.308	50-71	.704	87	274	361	5.9	94-1	82	86	10	53	423	6.9
TOTAL		98-37	2367/24.1	212-590	.359	65-217	.300	81-121	.669	148	424	572	5.8	154-1	101	130	16	69	570	5.8





**KAYLA
MOKWUAH**

6-4 | C | SR.

LONGMEADOW, MASS. | WILBRAHAM & MONSON ACADEMY (GEORGE WASHINGTON)

24



KAYLA MOKWUAH'S 2021-22 GAME-BY-GAME STATISTICS

DATE	OPPONENT	GS	MIN	FG	%	3FG	%	FT	%	O	D	T	AVG	PF	A	TO	B	S	PT
11/09	Houston Baptist		14	5-8	.625	0-0	.000	2-4	.500	1	2	3	3.0	3	0	3	1	0	12
11/17	at Tulane		4	0-0	.000	0-0	.000	0-0	.000	0	0	0	1.5	3	0	1	0	0	0
11/21	UNC		9	0-1	.000	0-0	.000	0-2	.000	1	2	3	2.0	1	1	0	0	0	0
11/26	at St. Mary's		6	1-2	.500	0-0	.000	0-0	.000	1	2	3	2.3	1	0	2	0	1	2
11/27	vs. Cal Baptist		1	0-0	.000	0-0	.000	0-0	.000	0	0	0	1.8	0	1	1	0	0	0
12/01	Southeastern Louisiana		4	0-0	.000	0-0	.000	0-0	.000	0	0	0	1.5	1	0	1	0	0	0
12/05	Florida		11	2-4	.500	0-0	.000	0-0	.000	0	2	2	1.6	1	1	2	1	0	4
12/12	Texas A&M		8	1-2	.500	0-0	.000	0-0	.000	2	1	3	1.8	0	0	1	1	0	2
01/02	SMU		15	6-9	.667	0-0	.000	0-2	.000	1	3	4	2.0	1	1	2	2	1	12
01/08	at Iowa State		8	0-2	.000	0-0	.000	0-0	.000	1	1	2	2.0	2	1	3	0	0	0
01/10	Kansas																		
01/12	Oklahoma State																		
01/15	at Oklahoma																		
01/19	Texas Tech																		
01/22	Texas																		
01/29	at Kansas State																		
02/02	West Virginia																		
02/05	at Kansas																		
02/09	at Oklahoma State																		
02/12	Iowa State																		
02/16	at West Virginia																		
02/19	Baylor																		
02/23	Oklahoma																		
02/26	at Texas																		
03/02	at Texas Tech																		
03/05	Kansas State																		

KAYLA MOKWUAH'S SEASON/CAREER HIGHS

POINTS	2021-22: 12 (2x) last, SMU (01/02/22)	BLOCKS	2021-22: 2 SMU (01/02/22)
Career: 18 (2x) last, Rhode Island (02/25/20)*	Career: 3 at Kansas State (03/01/21)		
REBOUNDS	2021-22: 4 SMU (01/02/22)	STEALS	2021-22: 1 (2x) last, SMU (01/02/22)
Career: 16 at UMass (02/20/19)	Career: 4 at Memphis (11/17/19)*		
ASSISTS	2021-22: 1 (5x) last, at Iowa State (01/08/22)	* - at George Washington	
Career: 4 at George Mason (01/04/20)			

KAYLA MOKWUAH'S CAREER STATISTICS

SEASON	TEAM	GP-GS	MIN/AVG	Field Goals		3-Point		F-Throws		Rebounds				Scoring						
				FG-FGA	FG%	3FG-3FGA	3FG%	FT-FTA	FT%	OFF	DEF	TOT	AVG	PF-FO	A	TO	BLK	STL	PTS	AVG
2018-19	GWU	29-6	424/14.6	77-165	.467	0-0	.000	35-55	.636	39	68	107	3.7	44-1	19	52	24	7	189	6.5
2019-20	GWU	30-6	530/17.7	106-220	.482	0-2	.000	33-49	.673	38	97	135	4.5	84-1	24	55	28	17	245	8.2
2020-21	TCU	25-5	255/10.2	40-90	.444	0-0	.000	8-12	.667	25	25	50	2.0	52-1	8	23	15	7	88	3.5
2021-22	TCU	10-0	83/8.3	15-28	.536	0-0	.000	2-8	.250	7	13	20	2.0	13-0	5	16	5	2	32	3.2
TOTAL FOR TCU	35-5	337/9.6	55-118	.466	0-0	.000	10-20	.500	32	38	70	2.0	65-1	13	39	20	9	120	3.4	
TOTAL	94-17	1291/13.7	238-503	.473	0-2	.000	78-124	.629	109	203	312	3.3	193-3	56	146	72	33	554	5.9	





PATRICIA MORRIS

6-7 | F | SR.

DUARTE, CALIF. | DUARTE HIGH SCHOOL (OREGON STATE)

32



PATRICIA MORRIS' 2021-22 GAME-BY-GAME STATISTICS

DATE	OPPONENT	GS	MIN	FG	%	3FG	%	FT	%	O	D	T	AVG	PF	A	TO	B	S	PT
11/09	Houston Baptist	*	12	3-4	.750	0-0	.000	1-2	.500	2	0	2	2.0	1	1	2	0	0	7
11/17	at Tulane	*	22	1-3	.333	0-0	.000	2-4	.500	2	3	5	3.5	5	0	0	2	0	4
11/21	UNC	*	10	0-0	.000	0-0	.000	0-0	.000	0	0	0	2.3	1	0	0	0	0	0
11/26	at St. Mary's	*	15	4-7	.571	0-0	.000	0-0	.000	1	4	5	3.0	2	0	3	1	1	8
11/27	vs. Cal Baptist	*	8	1-3	.333	0-0	.000	0-0	.000	0	1	1	2.6	1	0	2	0	0	2
12/01	Southeastern Louisiana	*	5	0-0	.000	0-0	.000	0-0	.000	0	0	0	2.2	1	0	0	0	0	0
12/05	Florida	*	6	0-1	.000	0-0	.000	0-0	.000	1	1	2	2.1	1	2	0	0	0	0
12/12	Texas A&M	*	13	3-4	.750	0-0	.000	1-2	.500	4	2	6	2.6	5	2	3	0	0	7
01/02	SMU	*	12	1-3	.333	0-0	.000	0-0	.000	2	3	5	2.9	1	0	1	0	0	2
01/08	at Iowa State	*	9	1-2	.500	0-0	.000	1-2	.500	2	2	4	3.0	4	0	1	1	0	3
01/10	Kansas																		
01/12	Oklahoma State																		
01/15	at Oklahoma																		
01/19	Texas Tech																		
01/22	Texas																		
01/29	at Kansas State																		
02/02	West Virginia																		
02/05	at Kansas																		
02/09	at Oklahoma State																		
02/12	Iowa State																		
02/16	at West Virginia																		
02/19	Baylor																		
02/23	Oklahoma																		
02/26	at Texas																		
03/02	at Texas Tech																		
03/05	Kansas State																		

PATRICIA MORRIS' SEASON/CAREER HIGHS

POINTS	2021-22: 8 at St. Mary's 9/11/26/21	BLOCKS	2021-22: 2 at Tulane (11/17/21)
Career: 13 California (01/17/20)*	Career: 3 (2x) last, at Kansas (02/07/21)		
REBOUNDS	2021-22: 6 Texas A&M (12/12/21)	STEALS	2021-22: 1 at St. Mary's 9/11/26/21
Career: 6 Texas A&M (12/12/21)	Career: 1 (3x) last, at St. Mary's 9/11/26/21		
ASSISTS	2021-22: 2 (2x) last, Texas A&M (12/12/21)	* - at Oregon State	
Career: 2 (2x) last, Texas A&M (12/12/21)			

PATRICIA MORRIS' CAREER STATISTICS

SEASON	TEAM	GP-GS	MIN/AVG	Field Goals		3-Point		F-Throws		Rebounds				Scoring						
				FG-FGA	FG%	3FG-3FGA	3FG%	FT-FTA	FT%	OFF	DEF	TOT	AVG	PF-FO	A	TO	BLK	STL	PTS	AVG
2018-19	OSU	22-0	108/4.9	12-18	.667	0-0	.000	10-15	.667	8	22	30	1.4	22-0	0	7	7	1	34	1.5
2019-20	OSU	24-0	162/6.8	20-33	.606	0-1	.000	15-19	.789	11	25	36	1.5	17-0	0	6	10	0	55	2.3
2020-21	TCU	16-4	145/9.1	13-23	.565	0-0	.000	17-20	.850	8	22	30	1.9	37-2	0	19	12	1	43	2.7
2021-22	TCU	10-10	112/11.2	14-27	.519	0-0	.000	5-10	.500	14	16	30	3.0	22-2	5	12	4	1	33	3.3
TOTAL FOR TCU		26-14	257/9.9	27-50	.540	0-0	.000	22-30	.733	22	38	60	2.3	59-4	5	31	16	2	76	2.9
TOTAL		72-14	528/7.3	59-101	.584	0-1	.000	47-64	.734	41	85	126	1.8	98-4	5	44	33	3	165	2.3





TCU BASKETBALL COMBINED STATISTICS



2021-22 TCU Women's Basketball
Combined Team Statistics
All games

Game Records

Record	Overall	Home	Away	Neutral
ALL GAMES	4-6	3-3	1-2	0-1
CONFERENCE	0-1	0-0	0-1	0-0
NON-CONFERENCE	4-5	3-3	1-1	0-1

Score by Periods

Team	1st	2nd	3rd	4th	OT	TOT
TCU	155	142	170	168	12	647
Opponents	168	157	174	194	22	715

Team Box Score

No.	Player				Total		3-Point		F-Throw		Rebounds											
		GP-GS	MIN	AVG	FG-FGA	FG%	3FG-3FGA	3FG%	FT-FTA	FT%	OFF	DEF	TOT	AVG	PF	DQ	A	TO	BLK	STL	PTS	AVG
20	HEARD, Lauren	10-10	308:20	30.8	50-143	.350	6-24	.250	53-69	.768	14	50	64	6.4	24	1	38	34	1	18	159	15.9
4	ADIKA, Okako	10-9	201:47	20.2	29-69	.420	11-30	.367	7-7	1.000	20	22	42	4.2	30	0	13	11	1	11	76	7.6
13	DIGGS, Tavy	10-1	187:29	18.7	31-76	.408	0-7	.000	14-25	.560	9	33	42	4.2	18	1	18	19	3	8	76	7.6
15	HOLMES, Aja	8-1	158:34	19.8	19-52	.365	16-45	.356	6-8	.750	3	5	8	1.0	2	0	3	0	0	1	60	7.5
5	MORRIS, Yummy	10-0	197:11	19.7	29-62	.468	0-0	.000	13-20	.650	18	29	47	4.7	25	1	13	15	5	2	71	7.1
23	BERRY, Michelle	9-8	251:03	27.9	19-72	.264	8-37	.216	6-9	.667	12	38	50	5.6	12	0	14	4	1	7	52	5.8
32	MORRIS, Patricia	10-10	111:45	11.2	14-27	.519	0-0	.000	5-10	.500	14	16	30	3.0	22	2	5	12	4	1	33	3.3
2	MANUMALEUGA, Tara	10-1	124:35	12.5	12-54	.222	5-36	.139	3-6	.500	3	11	14	1.4	9	0	7	15	2	7	32	3.2
24	MOKWUAH, Kayla	10-0	82:49	8.3	15-28	.536	0-0	.000	2-8	.250	7	13	20	2.0	13	0	5	16	5	2	32	3.2
1	JACKSON, Aahliyah	10-10	285:14	28.5	11-39	.282	6-26	.231	2-3	.667	3	31	34	3.4	25	0	21	13	2	10	30	3.0
0	GERMOND, Caroline	6-0	61:41	10.3	4-13	.308	4-9	.444	1-2	.500	0	9	9	1.5	9	0	2	7	0	3	13	2.2
10	BRADLEY, Paige	8-0	79:33	9.9	4-21	.190	3-13	.231	2-2	1.000	2	7	9	1.1	6	0	3	4	0	2	13	1.6
Team											16	18	34					4				
Total		10	2050		237-656	.361	59-227	.260	114-169	.675	121	282	403	40.3	195	5	142	154	24	72	647	64.7
Opponents		10	2050		263-639	.412	65-208	.313	124-172	.721	110	309	419	41.9	170	2	153	159	32	70	715	71.5

Team Statistics

	TCU	OPP
Scoring	647	715
Points per game	64.7	71.5
Scoring margin	-6.8	-
Field goals-att	237-656	263-639
Field goal pct	.361	.412
3 point fg-att	59-227	65-208
3-point FG pct	.260	.313
3-pt FG made per game	5.9	6.5
Free throws-att	114-169	124-172
Free throw pct	.675	.721
F-Throws made per game	11.4	12.4
Rebounds	403	419
Rebounds per game	40.3	41.9
Rebounding margin	-1.6	-
Assists	142	153
Assists per game	14.2	15.3
Turnovers	154	159
Turnovers per game	15.4	15.9
Turnover margin	+0.5	-
Assist/turnover ratio	0.9	1.0
Steals	72	70
Steals per game	7.2	7.0
Blocks	24	32
Blocks per game	2.4	3.2
Winning streak	0	-
Home win streak	0	-
Attendance	10384	9759
Home games-Avg/Game	6-1731	3-3253
Neutral site-Avg/Game	-	1-138

Team Results

Date	Opponent		Score	Att.
11/09/2021	Houston Baptist	W	78-48	1310
11/17/2021	at Tulane	Lot2	78-88	438
11/21/2021	North Carolina	L	46-79	2483
11/26/2021	at Saint Mary's (CA)	W	72-68	304
11/27/2021	vs California Baptist	L	77-91	138
12/01/2021	Southeastern La.	W	55-46	1291
12/05/2021	Florida	L	54-63	1468
12/12/2021	Texas A&M	W	87-75	2371
01/02/2022	SMU	L	53-79	1461
01/08/2022	at Iowa St.	L	47-78	9017





OVERALL STATISTICS

Game Records

Record	Overall	Home	Away	Neutral
ALL GAMES	4-6	3-3	1-2	0-1
CONFERENCE	0-1	0-0	0-1	0-0
NON-CONFERENCE	4-5	3-3	1-1	0-1

Team Box Score

No.	Player				Total		3-Point		F-Throw		Rebounds											
		GP-GS	MIN	AVG	FG-FGA	FG%	3FG-3FGA	3FG%	FT-FTA	FT%	OFF	DEF	TOT	AVG	PF	DQ	A	TO	BLK	STL	PTS	AVG
20	HEARD, Lauren	10-10	308:20	30.8	50-143	.350	6-24	.250	53-69	.768	14	50	64	6.4	24	1	38	34	1	18	159	15.9
13	DIGGS, Tavy	10-1	187:29	18.7	31-76	.408	0-7	.000	14-25	.560	9	33	42	4.2	18	1	18	19	3	8	76	7.6
4	ADIKI, Okako	10-9	201:47	20.2	29-69	.420	11-30	.367	7-7	1.000	20	22	42	4.2	30	0	13	11	1	11	76	7.6
15	HOLMES, Aja	8-1	158:34	19.8	19-52	.365	16-45	.356	6-8	.750	3	5	8	1.0	2	0	3	0	0	1	60	7.5
5	MORRIS, Yummy	10-0	197:11	19.7	29-62	.468	0-0	.000	13-20	.650	18	29	47	4.7	25	1	13	15	5	2	71	7.1
23	BERRY, Michelle	9-8	251:03	27.9	19-72	.264	8-37	.216	6-9	.667	12	38	50	5.6	12	0	14	4	1	7	52	5.8
32	MORRIS, Patricia	10-10	111:45	11.2	14-27	.519	0-0	.000	5-10	.500	14	16	30	3.0	22	2	5	12	4	1	33	3.3
24	MOKWUAH, Kayla	10-0	82:49	8.3	15-28	.536	0-0	.000	2-8	.250	7	13	20	2.0	13	0	5	16	5	2	32	3.2
2	MANUMALEUGA, Tara	10-1	124:35	12.5	12-54	.222	5-36	.139	3-6	.500	3	11	14	1.4	9	0	7	15	2	7	32	3.2
1	JACKSON, Aahliyah	10-10	285:14	28.5	11-39	.282	6-26	.231	2-3	.667	3	31	34	3.4	25	0	21	13	2	10	30	3.0
0	GERMOND, Caroline	6-0	61:41	10.3	4-13	.308	4-9	.444	1-2	.500	0	9	9	1.5	9	0	2	7	0	3	13	2.2
10	BRADLEY, Paige	8-0	79:33	9.9	4-21	.190	3-13	.231	2-2	1.000	2	7	9	1.1	6	0	3	4	0	2	13	1.6
Team											16	18	34					4				
Total		10	2050		237-656	.361	59-227	.260	114-169	.675	121	282	403	40.3	195	5	142	154	24	72	647	64.7
Opponents		10	2050		263-639	.412	65-208	.313	124-172	.721	110	309	419	41.9	170	2	153	159	32	70	715	71.5

Score by Periods

Team	1st	2nd	3rd	4th	OT	TOT
TCU	155	142	170	168	12	647
Opponents	168	157	174	194	22	715

2021-22 BIG 12 ONLY STATISTICS

Game Records

Record	Overall	Home	Away	Neutral
ALL GAMES	0-1	0-0	0-1	0-0
CONFERENCE	0-1	0-0	0-1	0-0
NON-CONFERENCE	0-0	0-0	0-0	0-0

Score by Periods

Team	1st	2nd	3rd	4th	OT	TOT
TCU	10	8	19	10	0	47
Opponents	20	18	22	18	0	78

Team Box Score

No.	Player				Total		3-Point		F-Throw		Rebounds											
		GP-GS	MIN	AVG	FG-FGA	FG%	3FG-3FGA	3FG%	FT-FTA	FT%	OFF	DEF	TOT	AVG	PF	DQ	A	TO	BLK	STL	PTS	AVG
13	DIGGS, Tavy	1-0	21:08	21.1	8-16	.500	0-1	.000	1-5	.200	2	3	5	5.0	5	1	2	1	0	0	17	17.0
0	GERMOND, Caroline	1-0	15:51	15.9	2-6	.333	2-4	.500	0-0	.000	0	3	3	3.0	4	0	0	0	0	1	6	6.0
4	ADIKI, Okako	1-1	18:57	19.0	2-10	.200	1-5	.200	0-0	.000	2	4	6	6.0	3	0	1	2	0	1	5	5.0
23	BERRY, Michelle	1-1	21:11	21.2	2-10	.200	1-7	.143	0-0	.000	1	2	3	3.0	0	0	1	0	0	0	5	5.0
5	MORRIS, Yummy	1-0	16:23	16.4	2-5	.400	0-0	.000	0-2	.000	3	5	8	8.0	1	0	0	2	1	0	4	4.0
20	HEARD, Lauren	1-1	24:09	24.2	2-9	.222	0-1	.000	0-0	.000	1	1	2	2.0	2	0	4	0	0	2	4	4.0
15	HOLMES, Aja	1-0	22:20	22.3	1-6	.167	1-4	.250	0-0	.000	1	0	1	1.0	0	0	0	0	0	0	3	3.0
32	MORRIS, Patricia	1-1	09:19	9.3	1-2	.500	0-0	.000	1-2	.500	2	2	4	4.0	4	0	0	1	1	0	3	3.0
1	JACKSON, Aahliyah	1-1	18:40	18.7	0-1	.000	0-1	.000	0-0	.000	0	1	1	1.0	3	0	1	2	0	0	0	0.0
24	MOKWUAH, Kayla	1-0	07:49	7.8	0-2	.000	0-0	.000	0-0	.000	1	1	2	2.0	2	0	1	3	0	0	0	0.0
10	BRADLEY, Paige	1-0	10:34	10.6	0-1	.000	0-1	.000	0-0	.000	0	1	1	1.0	0	0	1	1	0	0	0	0.0
2	MANUMALEUGA, Tara	1-0	13:39	13.7	0-5	.000	0-3	.000	0-0	.000	0	1	1	1.0	1	0	1	1	1	0	0	0.0
Team											2	2	4					1				
Total		1	200		20-73	.274	5-27	.185	2-9	.222	15	26	41	41.0	25	1	12	14	3	4	47	47.0
Opponents		1	200		26-59	.441	5-21	.238	21-24	.875	8	41	49	49.0	14	0	13	13	6	4	78	78.0





TCU BASKETBALL SEASON/CAREER STATISTICS



2021-22 TCU Women's Basketball
Season/Career Statistics
All games

Summary

Player	Season Statistics										Career Statistics									
	GP-GS	MIN/G	FG%	3FG%	FT%	R/G	A/G	STL	BLK	PTS/G	GP-GS	MIN/G	FG%	3FG%	FT%	R/G	A/G	STL	BLK	PTS/G
ADIKO, Okako	10-9	20.2	.420	.367	1.000	4.2	1.3	11	1	7.6	10-9	20.2	.420	.367	1.000	4.2	1.3	11	1	7.6
BERRY, Michelle	9-8	27.9	.264	.216	.667	5.6	1.6	7	1	5.8	63-31	27.1	.349	.298	.712	5.8	1.3	53	10	6.8
BRADLEY, Paige	8-0	9.9	.190	.231	1.000	1.1	0.4	2	0	1.6	8-0	9.9	.190	.231	1.000	1.1	0.4	2	0	1.6
DIGGS, Tavy	10-1	18.7	.408	.000	.560	4.2	1.8	8	3	7.6	47-13	16.5	.475	.185	.607	3.1	1.3	26	10	6.9
GERMOND, Caroline	6-0	10.3	.308	.444	.500	1.5	0.3	3	0	2.2	31-13	20.5	.278	.250	.583	1.9	2.6	23	3	3.4
HEARD, Lauren	10-10	30.8	.350	.250	.768	6.4	3.8	18	1	15.9	135-104	28.1	.372	.304	.725	5.2	3.3	244	10	13.0
HOLMES, Aja	8-1	19.8	.365	.356	.750	1.0	0.4	1	0	7.5	33-5	19.4	.353	.333	.833	0.8	0.5	9	1	6.1
JACKSON, Aahliyah	10-10	28.5	.282	.231	.667	3.4	2.1	10	2	3.0	34-34	28.1	.298	.305	.568	3.2	1.5	32	14	4.8
MANUMALEUGA, Tara	10-1	12.5	.222	.139	.500	1.4	0.7	7	2	3.2	10-1	12.5	.222	.139	.500	1.4	0.7	7	2	3.2
MOKWUAH, Kayla	10-0	8.3	.536	.000	.250	2.0	0.5	2	5	3.2	35-5	9.6	.466	.000	.500	2.0	0.4	9	20	3.4
MORRIS, Patricia	10-10	11.2	.519	.000	.500	3.0	0.5	1	4	3.3	26-14	9.9	.540	.000	.733	2.3	0.2	2	16	2.9
MORRIS, Yummy	10-0	19.7	.468	.000	.650	4.7	1.3	2	5	7.1	89-16	12.4	.476	.000	.758	3.2	0.4	31	60	4.8

Scoring

Player	Season Statistics								Career Statistics							
	FG-FGA	FG%	3FG-3FGA	3FG%	FT-FTA	FT%	PTS	PTS/G	FG-FGA	FG%	3FG-3FGA	3FG%	FT-FTA	FT%	PTS	PTS/G
ADIKO, Okako	29-69	.420	11-30	.367	7-7	1.000	76	7.6	29-69	.420	11-30	.367	7-7	1.000	76	7.6
BERRY, Michelle	19-72	.264	8-37	.216	6-9	.667	52	5.8	158-453	.349	62-208	.298	52-73	.712	430	6.8
BRADLEY, Paige	4-21	.190	3-13	.231	2-2	1.000	13	1.6	4-21	.190	3-13	.231	2-2	1.000	13	1.6
DIGGS, Tavy	31-76	.408	0-7	.000	14-25	.560	76	7.6	142-299	.475	5-27	.185	37-61	.607	326	6.9
GERMOND, Caroline	4-13	.308	4-9	.444	1-2	.500	13	2.2	40-144	.278	17-68	.250	7-12	.583	104	3.4
HEARD, Lauren	50-143	.350	6-24	.250	53-69	.768	159	15.9	547-1471	.372	119-391	.304	537-741	.725	1750	13.0
HOLMES, Aja	19-52	.365	16-45	.356	6-8	.750	60	7.5	65-184	.353	55-165	.333	15-18	.833	200	6.1
JACKSON, Aahliyah	11-39	.282	6-26	.231	2-3	.667	30	3.0	53-178	.298	32-105	.305	25-44	.568	163	4.8
MANUMALEUGA, Tara	12-54	.222	5-36	.139	3-6	.500	32	3.2	12-54	.222	5-36	.139	3-6	.500	32	3.2
MOKWUAH, Kayla	15-28	.536	0-0	.000	2-8	.250	32	3.2	55-118	.466	0-0	.000	10-20	.500	120	3.4
MORRIS, Patricia	14-27	.519	0-0	.000	5-10	.500	33	3.3	27-50	.540	0-0	.000	22-30	.733	76	2.9
MORRIS, Yummy	29-62	.468	0-0	.000	13-20	.650	71	7.1	166-349	.476	0-0	.000	91-120	.758	423	4.8

Totals

Player	Season Statistics									Career Statistics								
	O-REB	D-REB	TOTAL	PF	FO	A	TO	A/TO	O-REB	D-REB	TOTAL	PF	FO	A	TO	A/TO		
ADIKO, Okako	20	22	42	30	0	13	11	1.2	20	22	42	30	0	13	11	1.2		
BERRY, Michelle	12	38	50	12	0	14	4	3.5	88	280	368	97	1	84	87	1.0		
BRADLEY, Paige	2	7	9	6	0	3	4	0.8	2	7	9	6	0	3	4	0.8		
DIGGS, Tavy	9	33	42	18	1	18	19	0.9	35	111	146	90	4	59	68	0.9		
GERMOND, Caroline	0	9	9	9	0	2	7	0.3	10	50	60	73	0	80	46	1.7		
HEARD, Lauren	14	50	64	24	1	38	34	1.1	167	532	699	308	4	450	374	1.2		
HOLMES, Aja	3	5	8	2	0	3	0	0.0	4	23	27	31	0	15	16	0.9		
JACKSON, Aahliyah	3	31	34	25	0	21	13	1.6	18	91	109	88	1	50	44	1.1		
MANUMALEUGA, Tara	3	11	14	9	0	7	15	0.5	3	11	14	9	0	7	15	0.5		
MOKWUAH, Kayla	7	13	20	13	0	5	16	0.3	32	38	70	65	1	13	39	0.3		
MORRIS, Patricia	14	16	30	22	2	5	12	0.4	22	38	60	59	4	5	31	0.2		
MORRIS, Yummy	18	29	47	25	1	13	15	0.9	110	179	289	152	2	40	103	0.4		





TCU BASKETBALL GAME-BY-GAME STATISTICS



2021-22 TCU Women's Basketball
Team Game-by-Game
All games

Page 1/1
as of Jan 09, 2022

Opponent	Date	Score		Total		3-Pointers		Free throws		Rebounds				PF	A	TO	BLK	STL	PTS	AVG
				FG-FGA	PCT	3FG-3FGA	PCT	FT-FTA	PCT	OFF	DEF	TOT	AVG							
Houston Baptist	11/09/2021	78-48	W	30-80	.375	4-25	.160	14-19	.737	21	37	58	58.0	19	18	16	3	14	78	78.0
at Tulane	11/17/2021	78-88	Lot2	27-83	.325	8-29	.276	16-24	.667	15	35	50	54.0	25	15	10	2	8	78	78.0
North Carolina	11/21/2021	46-79	L	18-56	.321	4-24	.167	6-11	.545	4	23	27	45.0	22	6	13	1	5	46	67.3
at Saint Mary's (CA)	11/26/2021	72-68	W	26-66	.394	6-22	.273	14-26	.538	13	25	38	43.3	16	15	10	3	13	72	68.5
vs California Baptist	11/27/2021	77-91	L	29-75	.387	4-16	.250	15-16	.938	15	29	44	43.4	17	13	13	0	3	77	70.2
Southeastern La.	12/01/2021	55-46	W	19-52	.365	10-30	.333	7-12	.583	8	27	35	42.0	11	16	15	4	5	55	67.7
Florida	12/05/2021	54-63	L	20-52	.385	3-8	.375	11-13	.846	6	24	30	40.3	16	14	23	3	9	54	65.7
Texas A&M	12/12/2021	87-75	W	27-59	.458	8-23	.348	25-32	.781	18	27	45	40.9	27	16	27	2	6	87	68.4
SMU	01/02/2022	53-79	L	21-60	.350	7-23	.304	4-7	.571	6	29	35	40.2	17	17	13	3	5	53	66.7
at Iowa St.	01/08/2022	47-78	L	20-73	.274	5-27	.185	2-9	.222	15	26	41	40.3	25	12	14	3	4	47	64.7
Total		647		237-656	.361	59-227	.260	114-169	.675	121	282	403	40.3	195	142	154	24	72	647	64.7
Opponents		715		263-639	.412	65-208	.313	124-172	.721	110	309	419	41.9	170	153	159	32	70	715	71.5

TCU Averages

Games Played	Points/game	FG Pct	3FG Pct	FT Pct	Rebounds/game	Assists/game	Turnovers/game	Assist/Turnover ratio	Steals/game	Blocks/game
10	64.7	36.1	26.0	67.5	40.3	14.2	15.4	0.9	7.2	2.4





TCU BASKETBALL OPPONENT GAME-BY-GAME STATISTICS



2021-22 TCU Women's Basketball
Opponents Game-by-Game
All games

Page 1/1
as of Jan 09, 2022

Opponent	Date	Score		Total		3-Pointers		Free throws		Rebounds				PF	A	TO	BLK	STL	PTS	AVG
				FG-FGA	PCT	3FG-3FGA	PCT	FT-FTA	PCT	OFF	DEF	TOT	AVG							
Houston Baptist	11/09/2021	78-48	W	20-64	.313	4-16	.250	4-12	.333	8	27	35	35.0	17	10	25	2	6	48	48.0
at Tulane	11/17/2021	78-88	Lot2	31-82	.378	9-31	.290	17-23	.739	20	45	65	50.0	17	19	15	3	4	88	68.0
North Carolina	11/21/2021	46-79	L	27-68	.397	7-18	.389	18-23	.783	20	35	55	51.7	14	6	14	4	7	79	71.7
at Saint Mary's (CA)	11/26/2021	72-68	W	23-56	.411	9-30	.300	13-16	.813	9	30	39	48.5	24	18	22	3	5	68	70.8
vs California Baptist	11/27/2021	77-91	L	34-65	.523	16-34	.471	7-10	.700	4	30	34	45.6	19	22	13	5	6	91	74.8
Southeastern La.	12/01/2021	55-46	W	21-54	.389	4-14	.286	0-2	.000	6	25	31	43.2	14	11	17	0	6	46	70.0
Florida	12/05/2021	54-63	L	24-62	.387	2-18	.111	13-14	.929	13	25	38	42.4	15	18	17	5	15	63	69.0
Texas A&M	12/12/2021	87-75	W	26-60	.433	3-13	.231	20-29	.690	9	17	26	40.4	26	14	17	2	9	75	69.8
SMU	01/02/2022	53-79	L	31-69	.449	6-13	.462	11-19	.579	13	34	47	41.1	10	22	6	2	8	79	70.8
at Iowa St.	01/08/2022	47-78	L	26-59	.441	5-21	.238	21-24	.875	8	41	49	41.9	14	13	13	6	4	78	71.5
Total		715		263-639	.412	65-208	.313	124-172	.721	110	309	419	41.9	170	153	159	32	70	715	71.5
TCU		647		237-656	.361	59-227	.260	114-169	.675	121	282	403	40.3	195	142	154	24	72	647	64.7

Opponents Averages

Games Played	Points/game	FG Pct	3FG Pct	FT Pct	Rebounds/game	Assists/game	Turnovers/game	Assist/Turnover ratio	Steals/game	Blocks/game
10	71.5	41.2	31.3	72.1	41.9	15.3	15.9	1.0	7.0	3.2





0 | CAROLINE GERMOND
SR | 5-7 | G
Angers, France



1 | AAHLIYAH JACKSON
GR | 5-10 | G
Ft. Smith, Ark.



2 | TARA MANUMALEUGA
JR | 5-10 | G
Queensland, Australia



3 | MARIAH ROBERTS
FR | 5-8 | G
Arlington, Texas



4 | OKAKO "KOKO" ADIKA
SR | 6-0 | G/F
Holstebro, Denmark



5 | YUMMY MORRIS
SR | 6-3 | F
North Little Rock, Ark.



10 | PAIGE BRADLEY
FR | 5-10 | G
Dallas, Texas



13 | TAVY DIGGS
JR | 6-2 | G
Richardson, Texas



14 | EVIE GOETZ
FR | 6-1 | F
Denton, Texas




15 | AJA HOLMES
SO | 5-8 | G
Cibolo, Texas



20 | LAUREN HEARD
GR | 5-9 | G
Denton, Texas



21 | DAIJA TURNER
FR | 6-3 | F
Fayetteville, N.C.



23 | MICHELLE BERRY
GR | 6-2 | F
Miami, Fla.



24 | KAYLA MOKWUAH
SR | 6-4 | C
Longmeadow, Mass.



32 | PATRICIA MORRIS
SR | 6-7 | F
Duarte, Calif.



RAEGAN PEBLEY
Head Coach
8th Season



HANNA HOWARD
Associate Head Coach
8th Season



BRITNEY BROWN
Associate Coach
6th Season



ABI OLAJUWON
Assistant Coach
4th Season



LEAH FOSTER
Player Dev. Coordinator
4th Season



ANGELA GONZAGA
Director of Operations
8th Season



TAYLOR LARSON
Strength & Conditioning Coach
4th Season



ALISSA SCHENK
Athletic Trainer
2nd Season



ADEOLA AKOMOLAFE
Graduate Assistant
1st Season



KIANNA RAY
Graduate Assistant
1st Season

