



# HORNED FROGS

Dameon Myres | Assistant Director of Athletics Communications Office: 817.257.5367 | Cell: 817.897.5331 | E-mail: d.myres@tcu.edu

## GAME 17 | AT #25/RV KANSAS STATE

### 2021-22 SCHEDULE/RESULTS

OVERALL: 6-10 | BIG 12: 2-5  
HOME: 5-4 | AWAY: 1-4 | NEUTRAL: 0-1

DATE	OPPONENT	TIME/RESULTS
N9	HOUSTON BAPTIST	W, 78-48
N17	at Tulane	L, 78-88 (20T)
N21	NORTH CAROLINA!	L, 46-79
N26	at Saint Mary's (Calif.)^	W, 72-68
N/27	vs. California Baptist^	L, 77-91
D1	SOUTHEASTERN LOUISIANA	W, 55-46
D5	FLORIDA\$	L, 54-63
D12	#18 TEXAS A&M	W, 87-75
D19	INCARNATE WORD	CANCELED
D21	UC RIVERSIDE	CANCELED
D29	DAVIDSON	CANCELED
J2	SMU	L, 79-53
J8	at #12 Iowa State*	L, 47-78
J10	KANSAS*	L, 72-78
J12	OKLAHOMA STATE*	W, 64-63
J15	at #23 Oklahoma*	L, 71-100
J19	TEXAS TECH*	W, 51-50
J22	#15 TEXAS*	L, 47-68
J25	at West Virginia*	L, 54-66
J29	at #25 Kansas State*	6:30 p.m.
F2	WEST VIRGINIA*	6:30 P.M.
F6	at Kansas*	2 p.m.
F9	at Oklahoma State*	6:30 p.m.
F12	IOWA STATE*	1 P.M.
F16	at Baylor*	7 p.m.
F19	BAYLOR*	1 P.M.
F23	OKLAHOMA*	6:30 P.M.
F26	at Texas*	7 p.m.
M2	at Texas Tech*	7 p.m.
M5	KANSAS STATE*	1 P.M.

All times central | Home games in BOLD

\* - Big 12 Conference Game | ! - Maggie Dixon Classic

^ - St. Mary's Thanksgiving Classic | \$ - Big 12/SEC Challenge



### TCU (6-10, 2-5) at #25/RV KANSAS STATE (15-5, 5-3)

Jan. 29, 2022 | 6:30 p.m.

Bramlage Coliseum  
Manhattan, Kan.



TV: Big 12 Now on ESPN+ | **Talent:** Brian Smoller, Missy Heidrick, Katherine Benhardt  
**Radio:** KTCU | **Talent:** Jeff Williams  
**Live Stats:** kstatesports.com  
**Social Media:** Twitter, @TCUWBasketball; Instagram, @TCUWBB

### FAST BREAKS

- Senior Yummy Morris has registered at least one blocked shot and one steal in the past five games for the Horned Frogs. She has totaled at least one blocked shot in seven of the past eight games. Morris has 11 blocked shots on the season, giving her 10+ blocked shots in all for seasons with the Frogs.
- Super senior Lauren Heard continues to inch her way to the top of TCU's all-time leading scorers list. Currently ranked No. 3 all-time with 1,840 career points, Heard is 52 points shy of Sandora Irvin's total of 1,892 points and 135 points shy of TCU's all-time leader Zahna Medley, who totaled 1,975 career points.
- Heard, who already holds the all-time school record with 575 free throws made, currently ranks No. 5 all-time in Big 12 Conference history. She is 11 free throws shy of Jackie McFarland (Colorado, 2005-08) who totaled 586 career free throws.
- Dating back to the 1999-2000 season, Heard ranks among the top-50 players in NCAA history with her 575 career free throws made. She is 25 free throws away from becoming just the 31st NCAA player in the past 23 seasons to register at least 600 free throws in a career.


TCU	TALE OF THE TAPE	K-STATE
62.9	PPG	70.5
71.3	OPP. PPG	57.4
.373	FG PCT.	.428
.417	OPP. FG PCT.	.358
.264	3PT FG PCT.	.299
.346	OPP. 3PT FG PCT.	.284
.688	FT PCT.	.754
37.3	REBOUNDS/GAME	39.3
39.6	OPP. REBOUNDS/GAME	36.2
-2.3	REB. MARGIN	+3.1
14.3	ASSISTS/GAME	18.7
6.8	STEALS/GAME	7.8
2.3	BLOCKS/GAME	5.9

### TCU'S PROJECTED STARTERS (based on last game)



**1 | AAHLIYAH JACKSON**  
5-10 | G | Gr.  
Ft. Smith, Ark.

PTS	REB	AST	STL
2.9	2.8	31	13



**4 | OKAKO "KOKO" ADIKA**  
6-0 | G/F | Sr.  
Holstebro, Denmark

PTS	REB	FG%	3FG%
9.6	4.8	.437	.394



**5 | YUMMY MORRIS**  
6-3 | F | Sr.  
North Little Rock, Ark.

PTS	REB	FG%	BLK
6.8	4.3	.465	11



**20 | LAUREN HEARD**  
5-10 | G | Gr.  
Denton, Texas

PTS	REB	AST	STL
15.6	6.4	65	25



**23 | MICHELLE BERRY**  
6-2 | F | Gr.  
Miami, Fla.

PTS	REB	AST	STL
6.2	5.1	24	11

K-STATE PROJECTED STARTERS			
3	Jaelyn Glenn	7.2 ppg	4 pts at UT
4	Serena Sundell	10.8 ppg	13 pts at UT
5	Brylee Glenn	7.5 ppg	2 pts/2 blk at UT
24	Emilee Ebert	5.6 ppg	7 pts at UT
50	Ayoka Lee	25.3 ppg	20 pts/11 reb at UT



**ROSTER BREAKDOWN****BY CLASS****Graduate Students (3)**

Michelle Berry, Lauren Heard, Aahliyah Jackson

**Seniors (5)**

Okako Adika, Caroline Germond, Kayla Mokwuah, Patricia Morris, Yummy Morris

**Juniors (2)**

Tavy Diggs, Tara Manumaleuga

**Sophomores (1)**

Aja Holmes

**Freshmen (5)**

Paige Bradley, Knisha Godfrey, Evie Goetz, Mariah Roberts, DaiJa Turner

**BY HOME STATE/COUNTRY****Arkansas (2)**

Aahliyah Jackson, Yummy Morris

**Australia (1)**

Tara Manumaleuga

**Denmark (1)**

Okako Adika

**California (1)**

Patricia Morris

**Florida (2)**

Michelle Berry, Knisha Godfrey

**France (1)**

Caroline Germond

**Massachusetts (1)**

Kayla Mokwuah

**North Carolina (1)**

DaiJa Turner

**Texas (6)**

Paige Bradley, Tavy Diggs, Evie Goetz, Lauren Heard, Aja Holmes, Mariah Roberts

**NUMERICAL ROSTER**

NO.	NAME	P	H	Y	HOMETOWN (PREVIOUS SCHOOL)
0	Caroline Germond	G	5-7	Sr.	Angers, France (South Plains College)
1	Aahliyah Jackson	G	5-10	Gr.	Ft. Smith, Ark. (Texas A&M)
2	Tara Manumaleuga	G	5-10	Jr.	Queensland, Australia (Arizona)
3	Mariah Roberts	G	5-8	Fr.	Arlington, Texas (Martin HS)
4	Okako "Koko" Adika	G/F	6-0	Sr.	Holstebro, Denmark (Butler)
5	Yummy Morris	F	6-3	Sr.	North Little Rock, Ark. (North Little Rock HS)
10	Paige Bradley	G	5-10	Fr.	Dallas, Texas (Bishop Lynch HS)
11	Knisha Godfrey	G	5-9	RS-Fr.	Tampa, Fla. (Mississippi State)
13	Tavy Diggs	G	6-2	Jr.	Richardson, Texas (Plano East HS)
14	Evie Goetz	F	6-1	Fr.	Denton, Texas (Guyer HS)
15	Aja Holmes	G	5-8	So.	Cibolo, Texas (Steele HS)
20	Lauren Heard	G	5-9	Gr.	Denton, Texas (Guyer HS)
21	DaiJa Turner	F	6-3	Fr.	Fayetteville, N.C. (Village Christian Academy)
23	Michelle Berry	F	6-2	Gr.	Miami, Fla. (Virginia Tech)
24	Kayla Mokwuah	C	6-4	Sr.	Longmeadow, Mass (George Washington)
32	Patricia Morris	F	6-7	Sr.	Duarte, Calif. (Oregon State)

**ALPHABETICAL ROSTER**

NO.	NAME	P	H	Y	HOMETOWN (PREVIOUS SCHOOL)
4	Okako "Koko" Adika	G/F	6-0	Sr.	Holstebro, Denmark (Butler)
23	Michelle Berry	F	6-2	Gr.	Miami, Fla. (Virginia Tech)
10	Paige Bradley	G	5-10	Fr.	Dallas, Texas (Bishop Lynch HS)
13	Tavy Diggs	G	6-2	Jr.	Richardson, Texas (Plano East HS)
0	Caroline Germond	G	5-7	Sr.	Angers, France (South Plains College)
11	Knisha Godfrey	G	5-9	RS-Fr.	Tampa, Fla. (Mississippi State)
14	Evie Goetz	F	6-1	Fr.	Denton, Texas (Guyer HS)
20	Lauren Heard	G	5-9	Gr.	Denton, Texas (Guyer HS)
15	Aja Holmes	G	5-8	So.	Cibolo, Texas (Steele HS)
1	Aahliyah Jackson	G	5-10	Gr.	Ft. Smith, Ark. (Texas A&M)
2	Tara Manumaleuga	G	5-10	Jr.	Queensland, Australia (Arizona)
24	Kayla Mokwuah	C	6-4	Sr.	Longmeadow, Mass (George Washington)
32	Patricia Morris	F	6-7	Sr.	Duarte, Calif. (Oregon State)
5	Yummy Morris	F	6-3	Sr.	North Little Rock, Ark. (North Little Rock HS)
3	Mariah Roberts	G	5-8	Fr.	Arlington, Texas (Martin HS)
21	DaiJa Turner	F	6-3	Fr.	Fayetteville, N.C. (Village Christian Academy)

**COACHING STAFF**

POSITION	NAME (YEAR AT TCU) [ALMA MATER]
Head Coach	Raegan Pebley (8th Season) [Colorado, 97]
Associate Head Coach	Hanna Howard (8th Season) [Portland, 05]
Associate Coach	Britney Brown (6th Season) [Oklahoma, 07]
Assistant Coach	Abi Olajuwon (4th Season) [Oklahoma, 10]
Player Development Coordinator	Leah Foster (4th Season) [St. Edward's, 06]
Assistant AD, Director of Operations	Angela Gonzaga
Graduate Assistant	Kianna Ray
Graduate Assistant	Adeola Akomolafe
Strength & Conditioning Coach	Taylor Larson
Athletic Trainer	Alissa Schenk

**PRONUNCIATION GUIDE**


Okako Adika	oh - CAH - coe	uh - DEE - kay
Tavy Diggs	TA - vee (like TAFFY)	
Caroline Germond	juhr - MOND	
Knisha Godfrey	KUH - knee - shuh	
Evie Goetz	EH - vee	GETS

Aja Holmes	AH - zhuh	
Aahliyah Jackson	uhh - LEE - yuh	
Tara Manumaleuga	TAR - uh	MAH - new - mal - eh - OON - yuh
Kayla Mokwuah	MOCK - wah	
Raegan Pebley	RAY - guhn	pea - BLEE



**0 | CAROLINE GERMOND | 5-7 | G | SR.**

- Transferred to TCU from South Plains College prior to the 2020-21 season
- Drained back-to-back three-point buckets at Iowa State; finished with 6 points
- Owns more than 70 pairs of shoes
- Favorite foods include sushi and seafood

**1 | AAHLIYAH JACKSON | 5-10 | G | GR.**

- Transferred to TCU from Texas A&M prior to the 2020-21 season
- Tied a career-high with eight rebounds against her former team, Texas A&M
- Has already earned her MBA from TCU
- Favorite place to eat in Fort Worth is Pappadeaux

**2 | TARA MANUMALEUGA | 5-10 | G | JR.**

- Transfers to TCU following two years at Arizona
- Started for the first time as a Horned Frog in TCU's home game against North Carolina
- Named to 2019-20 Pac-12 Academic Honor Roll
- Played tennis when she was younger
- Favorite place she has visited is Fiji

**3 | MARIAH ROBERTS | 5-8 | G | FR.**

- In her first season with the Horned Frogs
- Was ranked the No. 93 overall prospect by PrepGirlsHoops.com following a prep career at Arlington-Martin High School
- She is one of 77 different grandkids in her family
- Says Christmas is her favorite time of year

**4 | OKAKO "KOKO" ADIKA | 6-0 | G/F | SR.**

- Transfers to TCU prior to the 2021-22 season following a year at Butler
- Scored a season-high 27 points against Kansas on Jan. 10, marking her first 20-point game since a 29-point effort with Butler on 12/05/20
- Can speak five different languages

**5 | YUMMY MORRIS | 6-3 | F | SR.**

- Enters her fourth season with the Horned Frogs
- Has registered at least one blocked shot in five straight games and 7 of the past 8 games overall
- Was named to 2020-21 Big 12 All-Academic team
- Her name, Yo'Myris, means "Nubian Beauty"
- Has to put on her right sock before the left

**10 | PAIGE BRADLEY | 5-10 | G | FR.**

- Highly touted freshman that was ranked No. 72 overall and No. 7 player out of Texas by ESPN
- Drained a three-pointer for first career collegiate bucket and finished with five points at Tulane
- Her mom, Amie, played basketball at Texas and was associate head coach at SMU

**11 | KNISHA GODFREY | 5-9 | G | RS-FR.**

- Mid-Year transfer in 2021-22 from Mississippi State
- Ranked as the No. 40 player in the country and No. 8 point guard in the Class of 2021 by ESPN
- Three-time player of the year coming out of Tampa Bay Technical High School

**13 | TAVY DIGGS | 6-2 | G | JR.**

- Enters her third season at TCU
- Registered her second career double-double with 20 points and 11 rebounds vs. Oklahoma State
- Set a new career-high with six steals in TCU's win over Oklahoma State
- Her favorite place to shop is at the Lego Store

**14 | EVIE GOETZ | 6-1 | F | FR.**

- True freshman for the Frogs
- Played prep career at both Flower Mound Marcus and Denton Guyer, and was ranked the No. 6 player in Texas following her senior campaign
- Two-time TABC and TGCA all-state selection
- Taught herself how to juggle

**15 | AJA HOLMES | 5-8 | G | SO.**

- Enters her second season at TCU following a freshman season that saw her average 5.6 points per game
- Connected on game-winning three-pointer against Texas Tech on Jan. 19
- Has met her real-life-hero, Kevin Durant

**20 | LAUREN HEARD | 5-9 | G | GR.**

- TCU's most-seasoned veteran, entering her fifth season with the Frogs
- Registered her fifth 30-point game in win over Texas A&M
- Ranks No. 3 all-time at TCU in career scoring
- Has recently overcome her fear of roller coasters

**21 | DAIJA TURNER | 6-3 | F | FR.**

- One of four freshmen for the Frogs in 2021-22
- Enjoyed a prep career at Village Christian Academy in Fayetteville, N.C.
- Two-time all-state selection
- Set a state record with 260 blocked shots
- Has lived in three different countries

**23 | MICHELLE BERRY | 6-2 | F | GR.**

- Transferred to TCU from Virginia Tech prior to the 2019-20 season
- Began her career at Cal State Fullerton
- Scored all-time high at TCU with 16 points at St. Mary's
- Is a fan of the CBS show "Criminal Minds"

**24 | KAYLA MOKWUAH | 6-4 | C | SR.**

- Transferred to TCU from George Washington prior to the 2020-21 season
- Matched a TCU career-high with 12 points against SMU
- One of her bucket list items is to sky dive
- Has visited Nigeria and is addicted to coffee

**32 | PATRICIA MORRIS | 6-7 | F | SR.**

- Transferred to TCU from Oregon State prior to the 2020-21 season
- Set a new career-high with 6 rebounds against Texas A&M
- Serves as the only player on the team that hails from the state of California





**CLOSE CALLS**

- With its one-point win over Texas Tech on Wednesday, TCU registered a one-point victory in back-to-back home games, having just beat Oklahoma State, 64-63, on Jan. 12, inside Schollmaier Arena.
- It marked the first time in school history that a TCU team has posted multiple one-points wins in the same season.

**THE SPEED LIMIT IS 50 MPH**

- TCU notched a 51-50 win over Texas Tech on Wednesday, limiting the opposition to 50 points or less for a third time this season. TCU is 3-0 in those games, limiting opposing teams to 50 points or less.
- In fact, TCU has won 32 straight games where they have limited the opponent to 50 points or less, which included a record of 30-0 under current head coach Raegan Pebley.
- The last time a TCU team lost to an opponent, giving up 50 points or less, came back in the Jeff Mittie Era when the Frogs fell to Oklahoma State, 49-48, back on Jan. 29, 2014.

**ON THE ROAD AGAIN**

- TCU is in a stretch of games playing four of its next five contests away from the friendly confines of Schollmaier Arena.
- TCU is in the midst of playing two straight road games this week, having played at West Virginia in Morgantown, W. Va., this past Tuesday and then heading to Manhattan, Kan., to face Kansas State this Saturday.
- TCU returns home to host the Mountaineers next Tuesday, Feb. 2, but then hits the road later that week, heading to Lawrence, Kan., to take on Kansas on Feb. 6.
- The Horned Frogs will wrap up its four road games in five dates on Feb. 9, with a road contest at Oklahoma State.

**HOW THE FROGS FAIR AT HOME INSIDE SCHOLLMAYER ARENA**

- TCU has tallied an overall record of 75-33 (.697) inside Schollmaier Arena since opening back on Dec. 20, 2015.
- TCU is an impressive 38-5 (.883) overall in all non-conference games played inside Schollmaier Arena.
- The Horned Frogs are 30-28 (.517) when playing Big 12 foes inside Schollmaier Arena.
- Inside Schollmaier Arena, TCU is undefeated in postseason contests with a mark of 7-0.

**JUST MOVIN' ON UP!**

- With each game that passes, super senior Lauren Heard manages to find her way up the leader board in TCU's all-time record books.
- Heard has made her way up to No. 3 all-time in scoring with 1,840 career points.
- The Denton native has already surpassed

Helena Sverrisdottir, who tallied 1,764 career points from 2007-11.

- Heard is now 52 points from No. 2-ranked Sandora Irvin, who totaled 1,892 career points from 2001-05.
- She is just 135 points away from TCU's all-time leader Zahna Medley's total of 1,975 points.
- Heard would have to averaged 12.2 points per game over the final 11 games of the regular-season to match Medley's total of 1,975 points.

**DID YOU KNOW?**

- Lauren Heard has made her way into another select club at TCU, joining both the 1,600 points scored and 600 rebounds clubs at TCU after last season.
- She became just the sixth player in school history to score at least 1,600 points and 10th player all-time to pull down 600 boards.
- Heard is now just the second player in school history to have scored at least 1,800 points and pull down at least 700 rebounds in a career, joining only Sandora Irvin as the only other player in school history to register a career stat line of 1,800 points and 700 boards.

PLAYER (YEARS)	PTS	REB
Sandora Irvin (2001-05)	1,892	1,370
Lauren Heard (2017-Present)	1,840	737
Helena Sverrisdottir (2007-11)	1,764	826

**CALLING ALL 700-CLUB MEMBERS**

- Lauren Heard joined yet, another elite club at TCU when she surpassed the 700 rebounds threshold.
- Heard becomes just the eighth player to pull down at least 700 rebounds in a career while donning the Purple & White.
- Currently ranked No. 7 all-time with 737 rebounds, she is just five rebounds away from Latricia Lovings (2010-14), who totaled 742 boards.

**HEARD ADDS NAME TO BIG 12 RECORD BOOKS**

- Lauren Heard, who has already set TCU's all-time free throws made record, has now pushed her way into the Big 12 records books for career free throws made.
- Heard has totaled 575 career free throws, moving up to No. 5 all-time and surpassing Nebraska's Kelsey Griffin (2006-10), who tallied 562 career shots made from the charity stripe.
- Heard is now 11 free throws way from tying Colorado's Jakie McFarland (2005-08), who ranks No. 4 all-time with 586 free throws.

**HEARD NETS PRESEASON HONORS**

- Lauren Heard was a unanimous selection named to the Preseason All-Big 12 team. She was one of seven unanimous selections on a preseason team that totaled 12 players.
- Heard was also named to the Lieberman

**GENERAL INFORMATION**

Location .....Fort Worth, Texas  
 Founded .....1873  
 Enrollment..... 11,379  
 Colors .....Purple and White  
 Nickname..... Horned Frogs  
 Home Facility .....Ed and Rae Schollmaier Arena  
     Opened.....2015  
     Capacity.....6,700  
 Conference .....Big 12 Conference  
 Affiliation .....NCAA Division I  
 Chancellor ..... Dr. Victor J. Boschini Jr.  
 Athletics Director .....Jeremiah Donati  
 SWA ..... Kim Johnson  
 Faculty Athletics Rep. ....Rhonda Hatcher  
 Athletics Dept. Phone ....(817) 257-5658

**HISTORY**

First Season .....1977-78 (45th Yr.)  
 First NCAA DI Season...1982-83 (40th Yr.)  
 Record All-Time .....644-681 (.486)  
 Record in NCAA DI.....569-607 (.484)  
 Regular Season Conf. Championships ..... 3  
 Conf. Tournament Championships..... 3  
 NCAA Appearances (Last)..... 9 (2010)  
     Record in NCAA Championships..... 5-9  
 Years in WNIT (Last).....7 (2019)  
     Record in WNIT .....13-7

**BASKETBALL COACHING STAFF**

Head Coach . . Raegan Pebley (Colorado, 1997)  
     Record at TCU .....133-103 (8th Yr.)  
     Career Record ..... 289-278 (19th Yr.)  
 Associate Head Coach.. Hanna Howard (7th)  
 Associate Coach.....Britney Brown (5th)  
 Assistant Coach..... Abi Olajuwon (3rd)  
 Director of Ops. .... Angela Gonzaga (7th)  
 Player Development .... Leah Foster (3rd)  
 GA's..... Adeola Akomolafe (1st)  
     ..... Kianna Ray (1st)  
 Administrative Assistant .....Jodi Clifton  
 Office Phone Number..... (817) 257-7962

**2020-21 REVIEW**

Overall Record ..... 10-15  
 Big 12 Record (Finish) ..... 4-14 (8th)  
 Conference Tournament.....QF's  
 Postseason..... N/A  
 Final AP/USA Today Ranking..... N/A

**2021-22 PREVIEW**

Letterwinners Returning/Lost..... 10/4  
 Starters Returning/Lost ..... 5/0  
 Newcomers ..... 6

**ATHLETICS COMMUNICATIONS**

WBB Contact..... Dameon Myres  
 Cell Phone..... (817) 897-5331  
 Office Phone..... (817) 257-5367  
 Email.....d.myres@tcu.edu





**TOP-25 POLLS**

**ASSOCIATED PRESS TOP-25 (Jan. 23, 2022)**

No.	Team	Rec.	Pts.	Last
1	South Carolina (29)	17-1	748	1
2	Stanford	14-3	708	2
3	NC State (1)	18-2	695	4
4	Tennessee	18-1	657	5
5	Louisville	16-2	632	3
6	Indiana	14-2	605	6
7	Michigan	16-2	566	8
8	Arizona	14-2	538	10
9	Texas	14-3	426	15
10	UConn	11-4	424	9
11	Baylor	13-4	419	15
12	LSU	17-3	411	11
13	Iowa State	16-3	369	7
14	Georgia Tech	15-4	350	18
15	Georgia	15-4	344	13
16	BYU	15-1	302	17
17	Maryland	13-6	293	12
18	Oklahoma	16-3	186	14
19	Oregon	11-5	155	NR
20	Notre Dame	14-4	154	19
21	Duke	13-4	149	21
22	Ohio State	15-3	116	NR
23	Iowa	12-4	107	25
24	Ole Miss	17-2	96	NR
25	Kansas State	15-4	93	NR

**OTHERS RECEIVING VOTES:** Florida Gulf Coast 90, North Carolina 83, Virginia Tech 13, Florida 12, DePaul 4, Missouri 2, UCLA 2, Kansas 1

**USA TODAY COACHES TOP-25 (Jan. 25, 2022)**

No.	Team (Record)	Pts.	Last	1-PV
1	South Carolina (18-1)	798	1	31
2	Stanford (14-3)	754	3	1
3	NC State (18-2)	741	4	0
4	Louisville (16-2)	675	2	0
5	Tennessee (18-1)	666	6	0
6	Indiana (14-2)	660	5	0
7	Michigan (17-2)	606	8	0
8	Arizona (14-2)	585	9	0
9	Connecticut (11-4)	506	12	0
10	Texas (14-3)	446	14	0
11	LSU (17-3)	418	10	0
12	Georgia (15-4)	416	13	0
13	Iowa State (16-3)	396	7	0
14	Baylor (13-4)	393	16	0
15	Maryland (13-6)	376	11	0
16	Brigham Young (16-1)	372	15	0
17	Georgia Tech (15-4)	299	18	0
18	Notre Dame (14-4)	208	17	0
19	Ohio State (15-3)	166	25	0
20	Florida Gulf Coast (17-1)	155	21	0
21	Oklahoma (16-3)	152	19	0
22	North Carolina (15-3)	126	20	0
23	Duke (13-4)	109	24	0
24	Iowa (12-4)	87	26	0
25	Oregon (11-5)	80	27	0

**OTHERS RECEIVING VOTES:** Mississippi (17-2) 69; Kansas State (15-4) 38; Kentucky (8-7) 26; South Florida (14-5) 25; Colorado (13-4) 21; Virginia Tech (14-5) 15; Central Florida (12-3) 9; Oregon State (9-4) 9; Liberty (17-2) 7; UCLA (9-4) 4; Gonzaga (14-4) 3; Florida (15-5) 1; Rhode Island (15-3) 1; South Dakota (16-4) 1; Texas A&M (11-8) 1.

Award, Wooden and Naismith Preseason Player of the Year Award watch lists. She was the only player from the Big 12 named to the Lieberman watch list.

- Just this past week, Heard was named a finalist for the Senior CLASS Award.

**WELCOME TO YUMMY'S BLOCK PARTY**

- Senior Yummy Morris has made it a habit to block at least one shot in each games that passes by.

- Morris, who is coming off a game with two blocked shots at West Virginia, has blocked at least one shot in five straight games for the Horned Frogs.

- Morris has blocked at least one shot in seven of the past eight games overall.

- Morris' five straight games with a block matches her previous career-high streak. She totaled a block in five straight games during her freshman campaign from Dec. 2, 2018 thru Dec. 29, 2018.

**BERRY CRACKS THE 1,000-POINT MARK**

- Super senior Michelle Berry has made her way into the 1,000-points club.

- The Miami, Fla., native notched her 1,000th career point in TCU's win over Oklahoma State on Jan. 12, 2022.

- Berry scored 420 career points at Cal State Fullerton and 147 points as a player at Virginia Tech.

- She has totaled 471 career points in her three seasons with the Horned Frogs, giving her 1,038 career points.

**CAN YOU DIGGS IT?**

- Talk about having a game for the ages! Against Oklahoma State, junior Tavy Diggs scored 20 points, pulled down 11 boards, tallied three assists and six steals.

- Diggs recorded her second double-double of the season and her career. She set a new season-high with the 20 points, tied a career-high with the 11 rebounds and went on to set a new career-high with the six steals.

- Diggs was 8-of-12 from the field overall, which included knocking down the one and only three-point attempt she made.

**UNUSUAL CIRCUMSTANCES**

- TCU drained eight three-pointers in a loss to Kansas on Jan. 10. It marked the fourth time this season that TCU has sank at least seven three-pointers in a game.

- The Horned Frogs are 2-2 this season when making at least seven three-pointers in a game, but over the past three seasons, TCU has gone 19-12 with 7+ three-pointers made.

- TCU was an impressive 13-2 in games where they made at least seven three-pointers back in 2019-20.

**BREAKING RANKS**

- With TCU's win over No. 18-ranked Texas A&M, the Horned Frogs earned a victory over

an AP Top-25 ranked team for the first time since the 2019-20 season.

- Despite not picking up a top-25 win last season, TCU has still managed to defeat a top-25 ranked team in 17 of the past 20 seasons.

- That mark includes a win over a top-25 ranked team in six of the eight seasons that head coach Raegan Pebley has been in Fort Worth.

- TCU has tallied 29 victories over top-25 ranked teams since the 2000-01 season.

**20-30 VISION**

- TCU had two players score at least 20 points in the same game for the first time this season when Lauren Heard finished with 33 points and Aja Holmes totaled 22 points against Texas A&M.

- It marked the first time since Heard's 26 points and Tavy Diggs' 20-point effort in TCU's win over Kansas in the first round of the Big 12 Tournament last season.

- TCU had a 30-point scorer and a 20-point scorer in the same game for the first time in school history.

**BIG 12 HONORS**

- Super senior Lauren Heard was named the Big 12 Player of the Week on Dec. 13, 2021.

- Heard won Big 12 weekly honors for a school-record fifth time in her career.

- Zahna Medley totaled six Big 12 honors in her career (POW, twice in her career and Freshman of the Week on four different occasions.

- Helena Sverrisdottir is the school-record holder with nine Player of the Week honors she registered when TCU was a member of the Mountain West Conference.

**WOMEN'S HOOPS LOCKER ROOM NAMED IN HONOR OF FORMER HORNED FROG**

- TCU's women's locker room has been named "The Zahna Medley Kindred Women's Basketball Locker Room".

- The renaming of the locker room was given by the Nancy Tartaglino Richards family, who recognized Medley Kindred for her contributions to TCU, both on the court and off.

- The Zahna Medley Kindred Women's Basketball Locker Room is among the first spaces at TCU named after a woman of color.

- Medley Kindred was a four-year letterwinner for the Horned Frogs from 2012-16.

- She closed out her career at TCU as the program's all-time leading scorer with 1,975 points.





**SERIES BREAKDOWN**



VS.



**Meeting** ..... 20th  
**All-Time Series** ..... TCU leads, 11-8  
**Date Series Began** ..... Dec. 11, 1999  
**Last Game Played** ..... March 1, 2021  
**Last Meeting** ..... KSU won, 79-76 (OT)  
**Current Win Streak** ..... KSU, won 1  
**TCU at Home** ..... 6-3  
**TCU on the Road** ..... 4-5  
**TCU on a Neutral Court** ..... 1-0

**SERIES UNDER COACH PEBLEY**

**TCU Record in Series** ..... 8-6  
**TCU at Home** ..... 5-2  
**TCU on the Road** ..... 3-4  
**TCU on a Neutral Court** ..... 0-0

**SERIES SINCE TCU JOINED BIG 12**

**TCU Record in Series** ..... 10-8  
**TCU at Home** ..... 6-3  
**TCU on the Road** ..... 4-5  
**TCU on a Neutral Court** ..... 0-0

**LAST 10 GAMES**

Date	W/L	Score	Location
03/01/2021	L	76-79 (OT)	Manhattan
02/10/2021	W	78-67	Fort Worth
02/19/2020	W	54-52	Manhattan
02/01/2020	W	65-61	Fort Worth
02/23/2019	L	72-75	Fort Worth
01/30/2019	W	61-47	Manhattan
02/17/2018	W	87-70	Fort Worth
01/24/2018	W	68-63	Manhattan
02/18/2017	L	65-68	Fort Worth
01/18/2017	L	63-74	Manhattan

**SERIES NOTES**

- The Horned Frogs and Wildcats will meet for the 20th time overall, but for the 19th time since TCU joined the Big 12 Conference.
- The two teams split last season's series, with both home teams earning a victory.
- TCU and K-State played into overtime for the first time last season. The Horned Frogs erased a 16-point deficit to notch things up at 64-all at the end of regulation, but in a back-and-forth overtime period, the Wildcats came away victorious, 79-76.
- TCU and K-State margin of victories have been decided by four points or less in four of the past five games.
- Prior to the overtime loss last season, TCU had won three straight and six of the past seven games against K-State.

**HEARD'S PUSH FOR THE RECORD BOOKS (CAREER RECORDS)**

**POINTS**

1. Zahna Medley	2012-16	1,975
2. Sandora Irvin	2001-05	1,892
<b>3. Lauren Heard</b>	<b>2017-Pres.</b>	<b>1,840</b>
4. Helena Sverrisdottir	2007-11	1,764
5. Adrienne Ross	2003-08	1,725
6. Lynn Davis	1978-91	1,683
7. Emily Carter	2007-11	1,563

**SCORING AVERAGE**

1. Lynn Davis	1978-81	17.90
2. Zahna Medley	2012-16	15.55
3. Sandora Irvin	2001-05	14.89
4. Vernell Armstrong	1977-80	13.94
5. Janice Dziuk	1986-90	13.66
6. Helena Sverrisdottir	2007-11	13.56
7. Jennifer Hickman	1995-97	13.54
8. Kati Safaritova	2000-02	13.06
<b>9. Lauren Heard</b>	<b>2017-Pres.</b>	<b>13.04</b>
10. Adrienne Ross	2003-08	12.77
11. TK LaFleur	2008-10	12.70

**FIELD GOALS MADE**

1. Sandora Irvin	2001-05	686
2. Zahna Medley	2012-16	633
3. Adrienne Ross	2003-08	627
4. Jordan Moore	2015-19	591
<b>5. Lauren Heard</b>	<b>2017-Pres.</b>	<b>572</b>
6. Helena Sverrisdottir	2007-11	562
7. Janice Dziuk	1986-90	545
8. Natalie Ventress	2012-15	480
9. Leah Garcia	1994-98	478
10. Amy Okonkwo	2016-19	477

**FIELD GOAL ATTEMPTS**

1. Zahna Medley	2012-16	1,620
<b>2. Lauren Heard</b>	<b>2017-Pres.</b>	<b>1,544</b>
3. Adrienne Ross	2003-08	1,526
4. Sandora Irvin	2001-05	1,503
5. Helena Sverrisdottir	2007-11	1,293

**FREE THROWS MADE**

<b>1. Lauren Heard</b>	<b>2017-Pres.</b>	<b>575</b>
2. Sandora Irvin	2001-05	482
3. Helena Sverrisdottir	2007-11	469
4. Emily Carter	2007-11	398
5. Zahna Medley	2012-16	393

**FREE THROW ATTEMPTS**

<b>1. Lauren Heard</b>	<b>2017-Pres.</b>	<b>792</b>
2. Sandora Irvin	2001-05	705
3. Helena Sverrisdottir	2007-11	599
4. Jordan Moore	2015-19	524
5. Janice Dziuk	1986-90	511

**REBOUNDS**

1. Sandora Irvin	2001-05	1,370
2. Jordan Moore	2015-19	892
3. Helena Sverrisdottir	2007-11	826
4. Lorie Butler-Rayford	2004-08	817
5. Janice Dziuk	1986-90	778
6. Latricia Lovings	2010-14	742
<b>7. Lauren Heard</b>	<b>2017-Pres.</b>	<b>737</b>
8. Vernell Armstrong	1977-80	718
9. Tiffany Evans	2000-04	676
10. Stacy Francis	1994-98	637

**ASSISTS**

1. Helena Sverrisdottir	2007-11	546
2. Zahna Medley	2012-16	510
<b>3. Lauren Heard</b>	<b>2017-Pres.</b>	<b>477</b>
4. Natasha Lacy	2003-06	461
5. Jill Sutton	1997-2001	445
6. Cinda Baer	1978-82	403
7. Kianna Ray	2016-20	401

**STEALS**

1. Adrienne Ross	2003-08	339
2. Rachel Hesse	1989-93	284
<b>3. Lauren Heard</b>	<b>2017-Pres.</b>	<b>251</b>
4. Chelsea Prince	2012-15	237
5. Helena Sverrisdottir	2007-11	227
Natasha Lacy	2003-06	227
7. Sandora Irvin	2001-05	224

**GAMES STARTED**

1. Helena Sverrisdottir	2007-11	127
2. Zahna Medley	2012-16	125
3. Sandora Irving	2001-05	118
4. Jill Sutton	1997-01	116
5. Natalie Ventress	2012-15	114
<b>6. Lauren Heard</b>	<b>2017-Pres.</b>	<b>110</b>
Jordan Moore	2015-19	110
Adrienne Ross	2003-08	110
9. Kianna Ray	2016-20	109
10. Stacy Francis	1994-98	101





## 2021-22 BIG 12 STANDINGS

TEAM	BIG 12	PCT.	H	A	Streak	OVERALL	PCT.	H	A	N	Streak
Iowa State	6-2	0.750	3-1	3-1	W1	17-3	0.850	10-1	4-2	3-0	W1
Oklahoma	6-2	0.750	3-1	3-1	W1	17-3	0.850	10-1	5-1	2-1	W1
Texas	5-2	0.714	2-2	3-0	W4	15-3	0.833	8-2	6-1	1-0	W4
Baylor	4-2	0.667	2-0	2-2	W4	14-4	0.778	8-0	3-3	3-1	W4
Kansas State	5-3	0.625	3-1	2-2	L1	15-5	0.750	11-1	4-4	0-0	L1
Kansas	3-4	0.429	1-2	2-2	L1	12-5	0.706	8-2	3-2	1-1	L1
West Virginia	3-4	0.429	2-2	1-2	W2	10-7	0.588	6-2	2-3	2-2	W2
TCU	2-5	0.286	2-2	0-3	L2	6-10	0.375	5-5	1-4	0-1	L2
Texas Tech	2-6	0.250	1-3	1-3	L3	9-10	0.474	5-4	1-3	3-3	L3
Oklahoma State	1-7	0.125	0-4	1-3	L5	6-11	0.353	3-5	3-4	0-2	L5

## BIG 12 PRESEASON HONORS

## PRESEASON PLAYER OF THE YEAR:

NaLyssa Smith, Baylor

## PRESEASON NEWCOMER OF THE YEAR

Jordan Lewis, Baylor

## PRESEASON FRESHMAN OF THE YEAR

Aaliyah Moore, Texas

## PRESEASON ALL-BIG 12 TEAM

\*NaLyssa Smith, Baylor

\*Ashley Joens, Iowa State

\*Ayoka Lee, K-State

\*Madi Williams, Oklahoma

**\*Lauren Heard, TCU**

\*Vivian Gray, Texas Tech

\*Esmery Martinez, West Virginia

Queen Egbo, Baylor

Joanne Allen Taylor

Lexi Donarski, Iowa State

Holly Kersgieter, Kansas

Taylor Robertson, Oklahoma

\*Denotes unanimous selection

## HONORABLE MENTION:

Ja'Mee Asberry (Baylor)

Jordan Lewis (Baylor)

Emily Ryan (Iowa State)

Taylen Collins (Oklahoma State)

Rori Harmon (Texas)

KK Deans (West Virginia)

Kari Niblack (West Virginia)

## BIG 12 PLAYERS OF THE WEEK

DATE	PLAYER	SCHOOL
Nov. 15	Ayoka Lee	K-State
Nov. 22	Ashley Joens	Iowa State
Nov. 29	NaLyssa Smith	Baylor
Dec. 6	Ana Llanusa	Oklahoma
<b>Dec. 13</b>	<b>Lauren Heard</b>	<b>TCU</b>
Dec. 20	Ayoka Lee	K-State
Dec. 27	Taylor Robertson	Oklahoma
Jan. 3	Ayoka Lee	K-State
Jan. 10	Emily Ryan	Iowa State
Jan. 17	Skylar Vann	Oklahoma
Jan. 24	Ayoka Lee	K-State

## 2021-22 TCU HONOR ROLL

## LAUREN HEARD

Preseason All-Big 12 Oct. 6

Lieberman Watch List Oct. 25


Naismith Trophy Watch List Nov. 9

Wooden Trophy Watch List Nov. 9

Big 12 Player of the Week Dec. 13

## BIG 12 FRESHMAN OF THE WEEK

DATE	PLAYER	SCHOOL
Nov. 15	Rori Harmon	Texas
Nov. 22	Rhyle McKinney	Texas Tech
Nov. 29	Serena Sundell	K-State
Dec. 6	Byrlee Glenn	K-State
Dec. 13	Serena Sundell	K-State
Dec. 20	Byrlee Glenn	K-State
Dec. 27	Rori Harmon	Texas
Jan. 3	Kelbie Washington	Oklahoma
Jan. 10	Serena Sundell	K-State
Jan. 17	Rori Harmon	Texas
Jan. 24	Jaelyn Glenn	K-State





**ED & RAE SCHOLLMAIER ARENA | OPENED 2015-16**



**TCU INSIDE SCHOLLMAIER ARENA**

YEAR	NC	B12	PS	OVA	PCT.
2021-22	3-3	2-2	0-0	5-5	.500
2020-21	5-0	3-6	0-0	8-6	.571
2019-20	7-0	6-3	0-0	13-3	.812
2018-19	8-0	6-3	3-0	17-3	.850
2017-18	6-1	5-4	2-0	13-5	.722
2016-17	8-1	3-6	0-0	11-7	.611
2015-16*	1-0	5-4	2-0	8-4	.667
<b>38-5 30-28 7-0 75-33</b>					<b>.694</b>

\* - **First Game:** \_\_\_\_\_ Dec. 20, 2015  
TCU 76, Southern Utah 47

NC - Non-Conference  
B12 - Big 12 Conference  
PS - Postseason

Previously known as the Daniel-Meyer Coliseum, the facility underwent a \$72 million renovation that was completed during the 2015-16 season. The Schollmaiers provided the lead gift of \$10 million. The Daniel-Meyer name is still prominent as the entire area is known as the Daniel-Meyer Athletic Complex.

The TCU men's and women's basketball programs received new locker rooms and team meeting rooms as well as an expanded sports medicine center. There is also locker rooms for visiting teams and a new video board.

The new building facade for the Ed and Rae Schollmaier Arena architecturally complements Amon G. Carter Stadium and the TCU campus. The interior has a lower playing surface to increase courtside seating and provide a more intimate atmosphere. Wider concourses and multiple public entries have helped ease congestion. The fan experience is further enhanced by new concession stands, a food court and restrooms as well as increased points of sale. A new courtside club lounge is also located on floor level. The facility also includes offices for the athletics administrative staff as well as coaches in various sports, allowing the Ed and Rae Schollmaier Arena to be the hub of TCU Athletics.

Additional features of the Ed and Rae Schollmaier Arena are the Jane & John Justin TCU Athletics Hall of Fame on the concourse level, offices for Olympic sports and administration and a larger main ticket office to support the arena and Amon G. Carter Stadium.

**ED AND RAE SCHOLLMAIER HISTORY**

The late Ed Schollmaier was a retired CEO of Alcon Laboratories, Inc., while the late Rae Schollmaier was a dedicated civic volunteer. Through the Schollmaier Foundation, they were longtime philanthropic leaders in Fort Worth.

A TCU Trustee since 1996, Ed Schollmaier chaired the Building and Grounds Committee and served on the Executive, Fiscal Affairs and Intercollegiate Athletics committees, as well as the Committee on Trusteeship. He passed away just prior to the 2021-22 season in September 2021.

Ed Schollmaier was a member of the Neeley School International Board of Visitors and the recipient of Neeley's Ike Harrison Award. He had been recognized as an Honorary Alumnus and an Honorary TCU Letterman. Rae Schollmaier served on the College of Fine Arts International Board of Visitors, the Fine Arts Task Force of The Commission on the Future of TCU and the KinderFrogs School Advisory Board. For their service and generous support, the Schollmaiers were honored with TCU's Horizon Award and the Royal Purple Award.

The Schollmaiers had also supported TCU Athletics through the Ed and Rae Schollmaier Basketball Complex, which opened in 2004.





**HEAD COACH | RAEGAN PEBLEY | 8TH SEASON**



**Raegan Pebley** is in her eighth season as TCU women's basketball head coach in 2021-22. Pebley led the Horned Frogs to four postseason appearances in her first five seasons, including WNIT Semifinals

appearances in both 2017-18 and 2018-19. The 2019-20 squad was on the way to making a postseason appearance prior to the NCAA Tournament being canceled due to the COVID-19 pandemic.

Pebley (pronounced Pee-blee) continues to lead the Frogs in an upward trend, as their 79 total wins over the past four years are ranked fourth-most among all Big 12 teams. Pebley will head into the 2021-22 season having led TCU to an overall record of 127-98 in her seven seasons in Fort Worth, while taking a combined record of 283-268 into her 19th season as a head coach.

The Horned Frogs went 10-15 overall and 4-14 in Big 12 play in what was seen as an abbreviated 2020-21 campaign. The regular season not only started a full month later than normal, but the non-conference slate was scaled down to just six scheduled games - five to six contests short of a normal schedule. The Frogs would end up only playing five non-conference games, as its lone non-conference road game at Missouri was canceled due to COVID-19 protocols. TCU would win all five non-conference home games though, thus extending its home winning streak against non-con foes to 29 straight games.

TCU's Lauren Heard would go onto earn postseason honors, being named All-Big 12 First Team and to the Big 12 All-Defensive Team. Heard became the first Horned Frog to earn back-to-back all-conference first team honors since Zahna Medley was tabbed first team for three consecutive seasons from 2014-16.

The 2019-20 campaign saw the Frogs register a 22-7 overall record and a 13-5 mark in Big 12 play. It marked Pebley's third-consecutive 20-win season, while the 13 Big 12 wins rank most in school history. It also matches the most conference wins for TCU in any league (2000-01, WAC; 2007-08 and 2010-11, MWC). TCU would go onto finish second-place in the Big 12 standings - the highest finish for the Frogs since joining the league in 2012-13.

TCU registered a 24-11 record in 2018-19, coming up just one-win shy of the school's single-season record of 25 victories (2000-01, 2003-04). TCU would, however, set a new program record with 17 home victories in 2018-19. The 2019-20 campaign saw TCU set a new program record with 13 Big 12 Conference victories. The Horned Frogs also

managed to register its most road wins in the Pebley era, notching nine victories on the road in 2019-20.

TCU collected its first national ranking in 10 years during the 2017-18 campaign, as well, coming in as high as No. 22. The Frogs then made its way back into the WBCA Top-25 rankings during the 2019-20 season, coming in at No. 25, the week of Feb. 25.

TCU ranked among the Big 12's top teams in 2019-20, ranking first in free throw attempts (621), third in free throws made (417), second in steals (274), first in steals per game (9.4), second in opponent three-point percentage (.273), and first in forced turnovers (18.62). Three different Horned Frogs would go onto earn All-Big 12 honors, giving TCU at least two players on the All-Big 12 team in four of its first six seasons as a member of the Big 12 Conference.

Heard became what was then just the third Horned Frog in program history to be named to the All-Big 12 First Team, joining Medley (2014, 2015, 2016) and Jordan Moore (2019). Kianna Ray would earn second team honors and Jayde Woods was named honorable mention. TCU has had a total of 17 All-Big 12 performers over the past seven seasons under Pebley, including six first team accolades, three second team honors and eight honorable mention selections.

The 2019-20 campaign also saw Pebley record her 100th victory on the sidelines at TCU. She is just the second coach in school history to boast at least 100 victories at the helm of the Horned Frogs basketball program.

The Frogs went on a tear in the postseason for a second-consecutive year in 2018-19, winning four games in the WNIT before falling on the road to eventual champion Arizona in the semifinals. Pebley's squad dominated the early rounds of the tournament, winning its first four games by an average of 17 points, including three victories at home and an impressive road win at Arkansas.

TCU finished among the top-three teams in the Big 12 in several statistical categories in 2018-19, including scoring defense, blocked shots, assists, turnover margin and steals. The Frogs finished eighth in the NCAA in both total blocked shots (189) and blocked shots per game (5.4) and led the Big 12 in total steals (331), steals per game (9.5) and turnovers forced per game (17.34).

The 2018-19 season was a continuation of a successful climb for TCU under Pebley. The Frogs won 18 games in each of her first two seasons with a WNIT Second Round appearance in 2014-15 followed by appearances in the WNIT Third Round and Semifinals in 2015-16 and 2017-18, respectively. TCU's WNIT victory in 2015 was its first postseason win in seven years.

**PEPLEY'S TIMELINE**

<b>1997-99:</b>	George Mason	Assistant Coach
<b>1999-2001:</b>	Colorado St.	Assistant Coach
<b>2002-12:</b>	Utah State	Head Coach
<b>2012-14:</b>	Fresno State	Head Coach
<b>2014-present:</b>	TCU	Head Coach

**COACHING HIGHLIGHTS**

**HONORS (AT TCU)**

- ▶ Four WNIT appearances
- ▶ 11 postseason wins
- ▶ 15 All-Big 12 selections
- ▶ Big 12 Defensive Player of the Year
- ▶ Big 12 Sixth Man of the Year
- ▶ 31 Academic All-Big 12 selections

**HONORS (PRIOR TO TCU)**

- ▶ Seven NCAA Tournaments (two as head coach, one as assistant coach, four as player)
- ▶ 12 overall postseason appearances (NCAA and WNIT)
- ▶ WBCA National Coach of the Year Finalist (2001)
- ▶ WAC Coach of the Year (2001)
- ▶ Rebuilt Utah State program that was reinstated in 2003 after 25-year hiatus

**PLAYING HIGHLIGHTS**

- ▶ 106-24 record, four NCAA Tournament appearances in four seasons at Colorado
- ▶ Elite Eight appearance as sophomore
- ▶ Two Sweet Sixteen appearances
- ▶ Finished all four seasons ranked in Associated Press Top 25; two AP top-five finishes
- ▶ 1,045 career points, 701 career rebounds
- ▶ Two-time all-conference, including second-team All-Big 12 in 1997
- ▶ 21st overall selection in 1997 WNBA Draft (Utah Starzz)
- ▶ Played in WNBA's first two seasons (Utah Starzz, Cleveland Rockers)

**COACHING RECORD**

YEAR	SCHOOL	OV	CON	FIN
2003-04	Utah State	5-22	5-13	T-8th
2004-05	Utah State	14-14	9-9	6th
2005-06	Utah State	3-24	2-14	9th
2006-07	Utah State	11-18	7-9	6th
2007-08	Utah State	9-20	5-11	7th
2008-09	Utah State	16-15	9-7	T-5th
2009-10	Utah State	13-17	5-11	7th
2010-11	Utah State	18-15	10-6	3rd
2011-12	Utah State	21-10	11-3	2nd
2012-13	Fresno State	24-9	13-3	2nd
2013-14	Fresno State	22-11	13-5	2nd
2014-15	TCU	18-14	9-9	T-3rd
2015-16	TCU	18-15	8-10	T-6th
2016-17	TCU	12-18	4-14	9th
2017-18	TCU	23-13	9-9	5th
2018-19	TCU	24-11	10-8	6th
2019-20	TCU	22-7	13-5	2nd
2020-21	TCU	10-15	4-14	8th
2021-22	TCU	6-10	2-5	--

SCHOOL	YEARS	OVERALL	CONF
Utah State	9	110-155	63-94
Fresno State	2	46-20	26-8
TCU	8	133-103	59-74
	<b>19</b>	<b>289-278</b>	<b>148-176</b>





TCU



During the 2017-18 campaign, the Frogs earned their first national ranking since 2010, claiming a spot in the top-25 for three weeks. The ranking came in the midst of a seven-game Big 12 winning streak, the Frogs' best conference winning streak since 2008. During the streak, the Frogs beat No. 7 Texas then knocked off No. 15 West Virginia on the road, marking just the second time in program history TCU won back-to-back games against ranked teams.

The Frogs went on to finish 9-9 in the Big 12 in 2017-18, capping the regular season with a win over Oklahoma in the Big 12 Championship quarterfinal and advancing to the first semifinal since the Frogs joined the Big 12.

TCU then played in its third WNIT under Pebley and made a deep run in the tournament, advancing to the semifinal where the Frogs fell on the road to eventual champion Indiana. Along the way, TCU won four games in the tournament, including a pair of road wins, pushing TCU's total to 10 wins away from home in 2017-18, the program's most since 2004-05.

In 2017-18, TCU was the only Big 12 team to finish in the Big 12's top three in field goal, 3-point and free throw percentage. The Frogs averaged 74.8 points and 16.5 assists per game, both the second best in program history, and posted a program-best 1.1 assist-turnover ratio.

Individually, numerous players have flourished in Pebley's system, perhaps none more than TCU's all-time leading scorer, Medley who earned three All-Big 12 First Team honors in her career - two under Pebley - and was the first three-time all-conference first team selection in program history.

Medley finished her career with TCU bests of 1,975 career points, a 15.6 points per game scoring average and 316 made 3-pointers. She finished second in TCU history with 633 made field goals and 510 assists.

Moore's progression throughout her TCU career is indicative of Pebley's teaching ability. The Round Rock, Texas, native finished her career as TCU's all-time leader in field goal percentage, shooting 54.7 percent in her four years in Fort Worth, as well as the single-season leader after shooting 59.0 percent in her senior campaign. She also finished seventh in the TCU record book with 1,514 points, second with 892 rebounds and third with 243 blocks.

Additionally, the Frogs have won both of their Big 12 individual awards under Pebley, most recently with Okonkwo earning the Sixth Man Award in 2017-18. Chelsea Prince was named the Big 12 Defensive Player of the Year in 2014-15, marking the fourth-straight such selection under Pebley.

Off the court, the Frogs have seen incredible success under Pebley. In her seven seasons, TCU student-athletes have

earned 31 Academic All-Big 12 honors, that after earning just four in the two years prior to Pebley's arrival.

Included in the 31 selections is a record four first-team selections in 2019-20. Jada Butts was one of the 2016-17 first team selections and became the first Frog to earn Academic All-Big 12 honors in four straight years, while Ray followed in her footsteps, taking home all-academic honors from 2016-20.

Pebley has not only served TCU, but also the women's basketball community as a whole. She is a member of the Kay Yow Cancer Fund Board of Directors, helping guide the Fund's mission to extend and improve the lives of all women battling cancer by raising money for research and assisting the under-served.

She is also a member of the Women's Basketball Coaches Association (WBCA) Board of Directors, helping the Association's mission to improve and advance the game of women's basketball.

TCU officially announced the hiring of Pebley as the program's seventh head coach on April 1, 2014.

Pebley arrived at TCU after spending the previous two seasons at Fresno State where she led the Bulldogs to Mountain West tournament titles and berths into the NCAA Tournament in each of her two seasons. Fresno State compiled a 46-20 (.697) overall record under the direction of Pebley, including a 26-8 (.765) mark in league play, while four Bulldogs earned All-Mountain West honors, including back-to-back Defensive Player of the Year selections.

Pebley's Fresno State squads featured one of the top defensive units in the country, as the 2012-13 Bulldogs ranked third in the NCAA in steals with 12.9 per game, doing so while only fouling 12.1 times per game to rank No. 7 nationally for the fewest fouls committed per game. The Bulldogs allowed a paltry 62.4 points per contest in the two seasons under Pebley.

The Drem, Utah, native faced a tall task in her first head coaching position, starting the Utah State women's basketball program after its reinstatement in 2003 following a 25-year hiatus. Pebley led the Aggies for nine seasons, building the program from scratch into back-to-back WNIT berths, marking the first postseason appearances in school history.

Pebley garnered WAC Coach of the Year accolades for the 2010-11 season after the Aggies advanced to their first WNIT, where they toppled Arizona, and was a WBCA National Coach of the Year finalist in 2012 after Utah State registered its first-ever 20-win season and returned to the WNIT.

In her nine seasons at Utah State, 12 Aggies earned all-conference honors, including Ashlee Brown, who was named the WAC Defensive Player of the Year in

2012, the first of four straight student-athletes to earn the league's top defensive awards under Pebley. Before taking over the Utah State program, Pebley served as an assistant coach at George Mason from 1997-99 under Jim Lewis and Debbie Taneyhill and at Colorado State from 1999-01 under Tom Collen.

At CSU, the Rams went 48-17 in her two seasons with the team reaching the second round of the NCAA Tournament in 2001 and the semifinals of the WNIT in 2000.


A standout at the University of Colorado, Pebley was selected with the 21st overall pick of the inaugural WNBA Draft in 1997, where she played two seasons with the Cleveland Rockers and Utah Starzz. She has since returned to a role within the league as she regularly serves as the color analyst on television broadcasts for the Dallas Wings.

During her collegiate career at Colorado, Pebley helped lead the Buffs to a 106-24 overall record and four conference championships, including winning the inaugural Big 12 tournament title in 1997. In her career, Pebley earned all-conference accolades twice, including a second team All-Big 12 selection in 1997. She is the first former All-Big 12 selection to return to coach in the league.

CU made two Sweet 16 appearances during her career, including a trip to the Elite Eight during her sophomore season, as the Buffs won a school-record 30 games (30-3 overall). Colorado won 25-straight games that season and finished the year ranked No. 2 in the final AP poll.

Pebley, whose maiden name is Scott, was one of nine players in CU history to score over 1,000 career points (1,045) and collect over 700 rebounds (701). Pebley played under legendary head coach Ceal Barry who was a 2018 inductee into the Women's Basketball Hall of Fame.

Pebley and her husband, Keith, have one son, Joseph, and one daughter, Harper.



**PEBLEY vs. OPPONENTS****BIG 12 CONFERENCE TEAMS**

Baylor	0-16
Iowa State	8-8
Kansas	13-4
Kansas State	8-6
Oklahoma	7-9
Oklahoma State	7-8
Texas	3-14
Texas Tech	10-6
West Virginia	5-10

**NON-CONFERENCE TEAMS**

Air Force	5-1
Alabama	1-0
Alcorn State	2-0
American	0-1
Arizona	2-1
Arkansas	1-0
Army	2-0
Asbury	1-0
Auburn	1-0
Boise State	13-9
Bowling Green	0-1
Butler	1-1
BYU	0-7
Cal Maritime	1-0
Cal Poly	3-1
Cal State Bakersfield	1-0
Cal State Fullerton	2-3
Cal State Northridge	4-1
California	0-1
California Baptist	0-1
Central Arkansas	1-0
Cincinnati	1-0
Colgate	1-0
Colorado	0-1
Colorado State	4-2
Cornell	1-0
Davidson	0-0
Dixie State	0-1
Duquesne	1-0
Eastern Michigan	1-0
Eastern Washington	2-0
Florida	0-1
Fresno State	2-14
Georgia	0-1
Grambling	2-0
Hampton	1-0
Hawaii	6-8
Houston Baptist	2-0
Idaho	11-10
Idaho State	2-7
Illinois	0-1
Incarnate Word	2-0
Indiana	0-1
IPFW	0-1
Lamar	2-0
Liberty	1-0



Long Beach State	1-4
Louisiana Tech	2-14
LSU	0-1
Massachusetts	0-1
McNeese	1-0
Middle Tennessee State	1-1
Mississippi Valley State	1-0
Missouri State	2-0
Monmouth	0-1
Montana	0-4
Montana State	2-4
Montana State Northern	1-0
Montana Western	1-0
Nevada	11-10
New Mexico	4-0
New Mexico State	9-6
New Orleans	1-0
Nebraska	0-1
Nicholls State	1-0
Notre Dame	0-2
North Carolina	0-1
North Dakota State	1-1
Northern Arizona	4-0
Northern Colorado	0-2
Northwestern State	1-0
Ohio	1-0
Ole Miss	1-0
Oral Roberts	2-0
Oregon	0-1
Pacific	2-5
Pepperdine	0-1
Portland	3-3
Portland State	0-2
Prairie View A&M	3-0
Robert Morris	1-0
Saint Louis	0-2
Saint Mary's (Calif.)	3-0
Sam Houston State	4-0
San Diego	0-1

San Diego Christian	1-0
San Diego State	4-2
San Francisco	2-2
San Jose State	12-4
Santa Clara	1-1
Seton Hall	0-1
South Dakota	1-0
Stephen F. Austin	2-0
SMU	6-1
South Dakota State	1-1
Southeastern Louisiana	2-0
Southern	1-0
Southern Miss	0-1
Southern Utah	6-1
Stanford	0-2
Texas A&M	1-6
Texas Southern	2-0
Texas State	3-0
Tulane	0-1
UC Irvine	4-3
UC Merced	1-0
UC Riverside	3-2
UC Santa Barbara	0-4
ULM	1-0
UNLV	6-1
USC	1-1
UT Arlington	2-0
Utah	1-3
Utah State	1-0
Utah Valley	5-3
UTEP	0-1
UTRGV	2-0
Washington State	1-1
Weber State	4-4
Western Michigan	0-1
Wyoming	3-5
Yale	0-1





**TCU RECORD BREAKDOWN**

	2021-22 RECORD	PEBLEY ERA
Overall	6-10	133-103
Big 12	2-5	59-74
Home	5-5	97-37
Away	1-4	32-57
Neutral	0-1	5-9
vs Top 25	1-3	9-48
vs Top 10	0-0	1-23
Overtime games	0-1	2-3
November	2-3	36-10
December	2-1	29-14
January	2-6	31-36
February	0-0	23-29
March	0-0	17-14
April	0-0	0-1

**SCORING**

TCU leads after 1st quarter	4-0	77-23*
Opp. leads after 1st quarter	2-10	34-61*
Tied after 1st quarter	0-0	4-5*
TCU leads at halftime	4-0	106-16
Opp. leads at halftime	2-10	25-81
Tied at halftime	0-0	2-6
TCU leads after 3rd quarter	5-0	96-11*
Opp. leads after 3rd quarter	0-10	17-77*
Tied after 3rd quarter	1-0	2-1*
TCU scores less than 60	2-6	10-35
TCU scores 60-69	1-0	25-29
TCU scores 70-79	2-4	51-34
TCU scores 80+	1-0	47-5
Opp. scores less than 60	3-0	59-3
Opp. scores 60-69	2-3	46-16
Opp. scores 70-79	1-4	25-40
Opp. scores 80+	0-3	4-44
Games decided 6 points/less	3-1	35-24

**REBOUNDING**

TCU out-rebounds opponent	4-1	87-11
Opp. has equal/more rebounds	2-9	46-92

**FIELD GOALS**

TCU has higher FG%	4-0	101-13
TCU has equal/lower FG%	2-10	32-90
TCU shoots higher than 40%	2-0	102-31
TCU shoots lower than 40%	4-10	31-72
Opp. shoots higher than 40%	2-7	48-91
Opp. shoots lower than 40%	4-3	85-12

**THREE-POINT FIELD GOALS**

TCU makes 7/more 3-pointers	2-2	81-46
TCU makes 6/less 3-pointers	4-8	52-57
TCU has higher 3PT FG%	3-2	95-28
TCU has lower 3PT FG%	3-7	38-75

**FREE THROWS**

TCU attempts more FT's	5-5	95-33
TCU attempts equal/fewer FT's	1-5	38-70

\* - Does not include 2014-15 season when only halves were played

**TCU PERFORMANCE LIST**

SCORING LEADER	21-22	CAREER
Lauren Heard	9	49
Okako Adika	3	12
Tavy Diggs	3	7
Yummy Morris	0	3
Michelle Berry	1	3
Aja Holmes	1	2
Tara Manumaleuga	1	1
Kayla Mokwuah	1	1

REBOUNDING LEADER	21-22	CAREER
Lauren Heard	6	37
Michelle Berry	3	20
Yummy Morris	1	11
Okako Adika	2	8
Tavy Diggs	2	4
Aahliyah Jackson	3	3
Patricia Morris	1	1
Kayla Mokwuah	0	1

ASSISTS LEADER	21-22	CAREER
Lauren Heard	13	65
Caroline Germond	0	6
Tavy Diggs	2	5
Yummy Morris	3	3
Michelle Berry	1	3
Aahliyah Jackson	1	1

10+ POINTS	21-22	CAREER
Lauren Heard	15	78
Okako Adika	6	22
Tavy Diggs	6	16
Michelle Berry	3	16
Yummy Morris	3	15
Aja Holmes	3	7
Aahliyah Jackson	1	6
Kayla Mokwuah	2	3
Caroline Germond	0	1
Patricia Morris	0	1

15+ POINTS	21-22	CAREER
Lauren Heard	10	53
Okako Adika	5	13
Tavy Diggs	3	10
Yummy Morris	1	6
Michelle Berry	0	3
Aja Holmes	1	2

20+ POINTS	21-22	CAREER
Lauren Heard	4	33
Tavy Diggs	1	3
Okako Adika	1	2
Aja Holmes	1	2
Yummy Morris	0	2

30+ POINTS	21-22	CAREER
Lauren Heard	1	5

3+ 3-POINTERS	21-22	CAREER
Lauren Heard	0	12
Aja Holmes	4	10
Okako Adika	3	9
Michelle Berry	1	7
Aahliyah Jackson	0	4

10+ REBOUNDS	21-22	CAREER
Lauren Heard	2	12
Michelle Berry	0	7
Tavy Diggs	2	2
Okako Adika	0	1

15+ REBOUNDS	21-22	CAREER
Lauren Heard	0	1

5+ ASSISTS	21-22	CAREER
Lauren Heard	6	40
Caroline Germond	0	4
Michelle Berry	0	2
Tavy Diggs	1	1
Okako Adika	0	1

3+ STEALS	21-22	CAREER
Lauren Heard	3	34
Michelle Berry	1	5
Aahliyah Jackson	1	4
Tavy Diggs	2	2
Caroline Germond	0	2
Okako Adika	1	1
Yummy Morris	0	1
Okako Adika	0	1

3+ BLOCKS	21-22	CAREER
Yummy Morris	0	9
Kayla Mokwuah	0	1

DOUBLE-DOUBLES	21-22	CAREER
Lauren Heard	2	11
Michelle Berry	0	4
Tavy Diggs	2	2
Okako Adika	0	1





**TCU 2021-22 HIGHS/LOWS**

**MOST 1ST QUARTER POINTS**

TCU 23	vs Cal Baptist	11/27/21
OPP 25	vs Cal Baptist	11/27/21

**FEWEST 1ST QUARTER POINTS**

TCU 1	at West Virginia	01/25/22
OPP 8	Texas Tech	01/19/22

**MOST 2ND QUARTER POINTS**

TCU 26	Houston Baptist	11/09/21
OPP 25	at Oklahoma	01/15/22

**FEWEST 2ND QUARTER POINTS**

TCU 5	SMU	01/02/22
OPP 8	Southeastern La.	12/01/21

**MOST FIRST HALF POINTS**

TCU 42	Texas A&M	12/12/21
OPP 49	at Oklahoma	01/15/22

**FEWEST FIRST HALF POINTS**

TCU 18	at Iowa State	01/08/22
OPP 21	Southeastern La.	12/01/21

**MOST 3RD QUARTER POINTS**

TCU 24	Oklahoma State	01/12/22
OPP 28	North Carolina	11/21/21

**FEWEST 3RD QUARTER POINTS**

TCU 9	Florida	12/05/21
OPP 10 (2x)	last, Florida	12/05/21

**MOST 4TH QUARTER POINTS**

TCU 26	Texas A&M	12/12/21
OPP 32	Texas A&M	12/12/21

**FEWEST 4TH QUARTER POINTS**

TCU 6	North Carolina	11/21/21
OPP 10 (2x)	last, Texas	01/22/22

**MOST POINTS IN A GAME**

TCU 87	Texas A&M	12/12/21
OPP 100	at Oklahoma	01/15/22

**FEWEST POINTS IN A GAME**

TCU 46	North Carolina	11/21/21
OPP 46	Southeastern La.	12/01/21

**BIGGEST WIN MARGIN**

TCU 30	Houston Baptist	11/09/21
OPP 33	North Carolina	11/21/21

**CLOSEST WIN MARGIN**

TCU 1 (2x)	last, Texas Tech	01/19/22
OPP 6	Kansas	01/10/22

**SPECIALTY STATISTICS COMPARISON (TCU-OPP)**

OPPONENT	OFF T/O	IN PAINT	2ND-CHANCE	FB	BENCH
HOUSTON BAPTIST	18-6	38-22	16-9	18-12	39-18
AT TULANE	14-12	32-30	12-15	10-10	46-10
NORTH CAROLINA	10-11	24-22	1-19	4-9	28-16
AT ST. MARY'S	24-4	30-26	12-7	18-13	16-28
VS CAL BAPTIST	13-10	34-36	12-6	14-9	31-18
SOUTHEASTERN LA.	10-12	18-26	7-3	5-4	15-0
FLORIDA	12-19	30-20	5-6	2-16	18-20
TEXAS A&M	20-24	34-40	16-6	8-14	34-35
SMU	7-12	24-34	4-14	7-21	25-8
AT IOWA STATE	6-17	26-24	9-7	2-5	30-13
KANSAS	18-23	30-40	12-13	19-20	10-29
OKLAHOMA STATE	12-14	34-24	6-1	11-19	9-12
AT OKLAHOMA	12-22	40-44	11-10	12-22	16-32
TEXAS TECH	9-12	22-28	0-6	8-2	10-9
TEXAS	5-15	18-34	9-10	7-8	10-31
AT WEST VIRGINIA	18-24	16-28	7-13	1-7	15-28
AT KANSAS STATE					
WEST VIRGINIA					
AT KANSAS					
AT OKLAHOMA STATE					
IOWA STATE					
AT BAYLOR					
BAYLOR					
OKLAHOMA					
AT TEXAS					
AT TEXAS TECH					
KANSAS STATE					

**TCU STARTERS**

OPPONENT	G	G	G/F	F	F/C	RECORD
HOUSTON BAPTIST	HEARD	JACKSON	OKAKO	BERRY	P. MORRIS	1-0
AT TULANE	HEARD	JACKSON	OKAKO	BERRY	P. MORRIS	1-1
NORTH CAROLINA	HEARD	JACKSON	DIGGS	MANU	P. MORRIS	0-1
AT ST. MARY'S	HEARD	JACKSON	OKAKO	BERRY	P. MORRIS	2-1
VS CAL BAPTIST	HEARD	JACKSON	OKAKO	BERRY	P. MORRIS	2-2
SOUTHEASTERN LA.	HEARD	JACKSON	OKAKO	BERRY	P. MORRIS	3-2
FLORIDA	HEARD	JACKSON	OKAKO	BERRY	P. MORRIS	3-3
TEXAS A&M	HEARD	JACKSON	OKAKO	BERRY	P. MORRIS	4-3
SMU	HEARD	JACKSON	OKAKO	HOLMES	P. MORRIS	0-1
AT IOWA STATE	HEARD	JACKSON	OKAKO	BERRY	P. MORRIS	4-4
KANSAS	HEARD	DIGGS	OKAKO	HOLMES	Y. MORRIS	0-1
OKLAHOMA STATE	HEARD	DIGGS	OKAKO	HOLMES	Y. MORRIS	1-1
AT OKLAHOMA	HEARD	DIGGS	OKAKO	BERRY	JACKSON	0-1
TEXAS TECH	HEARD	JACKSON	OKAKO	BERRY	Y. MORRIS	1-0
TEXAS	HEARD	JACKSON	OKAKO	BERRY	Y. MORRIS	1-1
AT WEST VIRGINIA	HEARD	JACKSON	OKAKO	BERRY	Y. MORRIS	1-2
AT KANSAS STATE						
WEST VIRGINIA						
AT KANSAS						
AT OKLAHOMA STATE						
IOWA STATE						
AT BAYLOR						
BAYLOR						
OKLAHOMA						
AT TEXAS						
AT TEXAS TECH						
KANSAS STATE						





**THE LAST TIME**

**... A TCU TEAM**

Scored 100+ points	W, 112-62 vs. Southeastern La. (12/10/17)
Scored 100+ points in non-overtime game	W, 112-62 vs. Southeastern La. (12/10/17)
Scored 100+ points in a conference game	W, 100-96 (4OT) at Utah (2/10/10)
Scored 100+ points in a Big 12 game	None
Scored 90+ points	W, 96-71, vs. Oklahoma (03/04/20)
Scored 90+ points in a conference game	W, 96-71, vs. Oklahoma (03/04/20)
Played an overtime game	L, 78-88 (2OT), at Tulane (11/17/21)
Won an overtime game	W, 81-78 (OT), vs Kansas (01/17/21)
Played a two overtime game	L, 78-88 (2OT), at Tulane (11/17/21)
Played a three overtime game	L, 111-121 (3OT), vs Hardin-Simmons (11/28/81)
Played a four overtime game	W, 100-96 (4OT), at Utah (02/10/10)
Played consecutive overtime games	None
Held a team to 40 points or less	W, 49-37, vs. Oklahoma State (02/23/20)
Held a team to 20 points or less in a half	14 (1st Half), vs. Oral Roberts (12/22/20)
Shot 60+ percent FG	60.8 (31-51), vs Lamar (03/15/18)
Shot 60+ percent FG in a half	60.0 (21-35) 1st Half, at Kansas (02/08/20)
Held a team to 20 percent FG	15.7 (8-of-51), vs Sam Houston State (11/15/16)
Held a team to 20 percent FG in a half	18.5 (5-of-27) (1st Half), vs Oral Roberts (12/22/20)
Made 10+ 3-pointers	10, vs Southeastern Louisiana (12/01/21)
Made 15+ 3-pointers	18, vs Southeastern La. (12/10/17)
Did not make a 3-pointer	(0-of-9), vs UTRGV (01/05/12)
	Active streak of 315 games with a 3-pointer
Held a team to zero 3-pointers	(0-of-1), at LSU (12/04/16)
Shot 90 percent FT (min. 10 att.)	90.9% (10-of-11), vs Kansas (01/10/22)
Attempted 35+ free throws	39, vs Oklahoma (03/03/18)
Made 30+ free throws	32, vs Oklahoma (03/03/18)
Had 30+ assists	33, vs. Southeastern La. (12/10/17)
Had 25+ assists	29, vs. Oklahoma (03/04/20)
Forced 30+ turnovers	30, vs Alcorn State (12/29/18)
Forced 25+ turnovers	28, vs Kansas State (02/01/20)
Had 20+ steals	21, vs Incarnate Word (11/25/20)
Had 15+ steals	21, vs Incarnate Word (11/25/20)
Had 15+ blocks	19, vs UAB (01/16/05)*
	*NCAA Record
Had 10+ blocks	11, vs. Oral Roberts (12/22/20)
Overcame a 10-point deficit to win	vs Oklahoma State (01/12/22)
	Trailed by 14, 41-27, with 8:33 left in 3Q, won 64-63
Overcame a 15-point deficit to win	at Texas Tech (02/06/19)
	Trailed by 15, 50-35, with 4:29 left in 3Q, won 70-63
Overcame a 20-point deficit to win	vs Iowa State (10/07/15)
	Trailed by 24, 51-27, with 16:21 left in second half, won 86-84
Had six players score in double figures	vs Texas Tech (01/07/18)
	Jordan Moore (18), Amy Okonkwo (17), Kianna Ray (13), Toree Thompson (13), Lauren Heard (12), Amber Ramirez (10)
Had five players score in double figures	vs. Kansas (01/17/21)
	Lauren Heard (19), Yummy Morris (16), Aahliyah Jackson (13), Michelle Berry (10), Tavy Diggs (10)
Had two players score 20+ points	vs Oklahoma State (01/12/22)
	Lauren Heard (20), Tavy Diggs (20)
Had three players score 20+ points	vs Stephen F. Austin (03/19/15)
	Jada Butts (21), Veja Hamilton (21), Chelsea Prince (20)
Had two players record double-doubles	vs Texas Tech (01/23/21)
	Lauren Heard (23 pts, 11 reb), Michelle Berry (14 pts, 13 reb)
Beat a ranked team	W, 87-75, vs. Texas A&M (12/12/21)
Beat a top-10 team	W, 79-77, vs #7 Texas (01/10/18)
Beat a top-5 team	W, 82-73, at #3 California (12/07/08)
Beat a ranked team on the road	W, 65-63, at #25 Texas (01/03/20)
Won consecutive games against ranked teams	W, 76-74 (OT), at #15 West Virginia (1/13/18), W, 79-77, vs #7 Texas (01/10/18)
Was ranked in AP Poll	No. 25 (02/24/20)
Was ranked in Coaches Poll	No. 25 (02/24/20)
Highest AP Poll ranking	13th (02/23/04)
Highest Coaches Poll ranking	15th (03/01/04)
Received votes in AP Poll	Received (2) votes (01/25/21)
Received votes in Coaches Poll	Received (7) votes (03/02/20)





## THE LAST TIME

## ... A TCU PLAYER

Scored 40+ points	43, Emily Carter vs SMU (11/17/10)
Scored 30+ points	33, Lauren Heard vs Texas A&M (12/12/21)
Scored 20+ points	20, Lauren Heard & Tavy Diggs vs Oklahoma State (01/12/22)
Scored 20+ points in half	21 (2nd half), 27 (total), Okako Adika vs Kansas (01/10/22)
Scored 10+ points in 10 or more consecutive games	10, Lauren Heard at Oklahoma State (01/09/21) thru at West Virginia (02/20/21)
Scored 10+ points in 15 or more consecutive games	21, Lauren Heard at SMU (11/20/19) thru at Kansas State (02/19/20)
Scored 20+ points in consecutive games	2, Lauren Heard 35, at Kansas State (03/01/21) thru 31, at Oklahoma (03/04/21)
Scored 20+ points in three or more consecutive games	3, Lauren Heard 27, vs Kansas State (02/10/21) thru 38, at West Virginia (02/20/21)
Scored 20+ points in five or more consecutive games	5, Sandora Irvin vs Oklahoma (12/09/04) thru vs Grambling (12/29/04)
Made 10+ field goals	10, Lauren Heard vs Texas (03/07/21)
Shot 100% FG (min. 5 att.)	5-of-5, Aahlyyah Jackson vs Central Arkansas (11/28/20)
Made 8+ 3-pointers	11, Amber Ramirez vs Southeastern Louisiana (12/10/17)
Made 5+ 3-pointers	6, Okako Adika vs. Kansas (01/10/22)
Made 15+ free throws	18, Lauren Heard vs Texas A&M (12/12/21)
Made 10+ free throws	18, Lauren Heard vs Texas A&M (12/12/21)
Had 20+ rebounds	21, Sandora Irvin vs USF (02/09/11)
Had 15+ rebounds	15, Lauren Heard vs. Oklahoma State (02/23/20)
Had a double-double	Tavy Diggs [20 points, 11 rebounds] vs Oklahoma State (01/12/22)
Had consecutive double-doubles	3, Amy Okonkwo 36 pts, 14 reb at Arkansas (3/28/19) thru (22 pts, 11 reb) at Arizona (04/03/19)
Had double-double in three or more consecutive games	3, Amy Okonkwo 36 pts, 14 reb at Arkansas (3/28/19) thru (22 pts, 11 reb) at Arizona (04/03/19)
Had double-double in four or more consecutive games	4, Sandora Irvin at Utah (12/19/04) thru vs UT Arlington (01/02/05)
Had double-double in five or more consecutive games	15, Sandora Irvin vs Cincinnati (1/25/04) thru vs Georgia (03/22/04)
Had a triple-double	Helena Sverrisdottir [16 points, 11 assists, 10 rebounds] vs Oral Roberts (03/17/11) (Three in TCU history)
Had 13+ assists	13, Zahna Medley vs Oklahoma (01/09/13)
Had 10+ assists	10, Kianna Ray vs Duquesne (11/06/18)
Had 10+ steals	11, Lauren Heard at Oklahoma (03/04/21)
Had 7+ steals	11, Lauren Heard at Oklahoma (03/04/21)
Had 5+ steals	6, Tavy Diggs vs Oklahoma State (01/12/22)
Had 10+ blocks	10, Latrica Lovings vs Stephen F. Austin (12/04/13)
Had 5+ blocks	5, Jordan Moore vs Kansas State (02/23/19)
Played every minute in a game	Lauren Heard (40:00), at Iowa State (02/13/21)
Played more than 40 min.	Lauren Heard (41:52), at Kansas State (03/01/21)





**CAROLINE  
GERMOND**

5-7 | G | SR.

ANGERS, FRANCE | SOUTH PLAINS COLLEGE

0



**CAROLINE GERMOND'S 2021-22 GAME-BY-GAME STATISTICS**

DATE	OPPONENT	GS	MIN	FG	%	3FG	%	FT	%	O	D	T	AVG	PF	A	TO	B	S	PT
11/09	Houston Baptist	-	-	-	-	-	-	-	-	DNP	-	-	-	-	-	-	-	-	-
11/17	at Tulane	-	-	-	-	-	-	-	-	DNP	-	-	-	-	-	-	-	-	-
11/21	UNC	-	-	-	-	-	-	-	-	DNP	-	-	-	-	-	-	-	-	-
11/26	at St. Mary's	-	-	-	-	-	-	-	-	DNP	-	-	-	-	-	-	-	-	-
11/27	vs. Cal Baptist	7	0-0	.000	0-0	.000	0-0	.000	0	0	0	0.0	1	0	0	0	0	0	0
12/01	Southeastern Louisiana	21	2-5	.400	2-5	.400	1-2	.500	0	4	4	2.0	3	1	2	0	1	7	
12/05	Florida	13	0-2	.000	0-0	.000	0-0	.000	0	2	2	2.0	1	1	3	0	1	0	
12/12	Texas A&M	2	0-0	.000	0-0	.000	0-0	.000	0	0	0	1.5	0	0	2	0	0	0	
01/02	SMU	3	0-0	.000	0-0	.000	0-0	.000	0	0	0	1.2	0	0	0	0	0	0	
01/08	at Iowa State	16	2-6	.333	2-4	.500	0-0	.000	0	3	3	1.5	4	0	0	0	1	6	
01/10	Kansas	7	0-2	.000	0-1	.000	0-0	.000	0	1	1	1.4	0	2	0	0	1	0	
01/12	Oklahoma State	1	0-0	.000	0-0	.000	0-0	.000	0	0	0	1.3	1	0	1	0	0	0	
01/15	at Oklahoma	8	0-0	.000	0-0	.000	0-0	.000	0	0	0	1.1	1	1	0	0	0	0	
01/19	Texas Tech	-	-	-	-	-	-	-	-	DNP	-	-	-	-	-	-	-	-	-
01/22	Texas	6	0-2	.000	0-1	.000	0-0	.000	1	0	1	1.1	1	1	1	0	0	0	
01/25	at West Virginia	-	-	-	-	-	-	-	-	DNP	-	-	-	-	-	-	-	-	-
01/29	at Kansas State																		
02/02	West Virginia																		
02/05	at Kansas																		
02/09	at Oklahoma State																		
02/12	Iowa State																		
02/16	at Baylor																		
02/19	Baylor																		
02/23	Oklahoma																		
02/26	at Texas																		
03/02	at Texas Tech																		
03/05	Kansas State																		

**CAROLINE GERMOND'S SEASON/CAREER HIGHS**

<b>POINTS</b>																				
2021-22:	7		Southeastern Louisiana (12/01/21)																	
Career:	10		Middle Tennessee (12/13/20)																	
<b>REBOUNDS</b>																				
2021-22:	4		Southeastern Louisiana (12/01/21)																	
Career:	5		Texas Tech (01/23/21)																	
<b>ASSISTS</b>																				
2021-22:	1 (2x)		last, Florida (12/05/21)																	
Career:	8		Kansas (01/17/21)																	
<b>BLOCKS</b>																				
2021-22:	--																			
Career:	1 (3x)		last, Texas Tech (01/23/21)																	
<b>STEALS</b>																				
2021-22:	1 (3x)		last, at Iowa State (01/08/22)																	
Career:	6		Incarnate Word (11/25/20)																	

**CAROLINE GERMOND'S CAREER STATISTICS**

SEASON	TEAM	GP-GS	MIN/AVG	Field Goals		3-Point		F-Throws		Rebounds				Scoring						
				FG-FGA	FG%	3FG-3FGA	3FG%	FT-FTA	FT%	OFF	DEF	TOT	AVG	PF-FO	A	TO	BLK	STL	PTS	AVG
2020-21	TCU	25-13	572/22.9	36-131	.275	13-59	.220	6-10	.600	10	41	51	2.0	64-0	78	39	3	20	91	3.6
2021-22	TCU	10-0	83/8.3	4-17	.235	4-11	.364	1-2	.500	1	10	11	1.1	12-0	6	9	0	4	13	1.3
<b>TOTAL</b>		<b>35-13</b>	<b>655/18.7</b>	<b>40-148</b>	<b>.270</b>	<b>17-70</b>	<b>.243</b>	<b>7-12</b>	<b>.583</b>	<b>11</b>	<b>51</b>	<b>62</b>	<b>1.8</b>	<b>76-0</b>	<b>84</b>	<b>48</b>	<b>3</b>	<b>24</b>	<b>104</b>	<b>3.0</b>





# AAHLIYAH JACKSON

5-10 | G | GR.

FT. SMITH, ARK. | NORTHSIDE HIGH SCHOOL (TEXAS A&M)



## AAHLIYAH JACKSON'S 2021-22 GAME-BY-GAME STATISTICS

DATE	OPPONENT	GS	MIN	FG	%	3FG	%	FT	%	O	D	T	AVG	PF	A	TO	B	S	PT
11/09	Houston Baptist	*	31	4-8	.500	2-6	.333	2-3	.667	0	6	6	6.0	1	3	1	0	2	12
11/17	at Tulane	*	32	1-2	.500	1-2	.500	0-0	.000	0	2	2	4.0	4	2	1	0	2	3
11/21	UNC	*	28	0-2	.000	0-2	.000	0-0	.000	0	5	5	4.3	2	2	1	0	0	0
11/26	at St. Mary's	*	36	3-9	.333	1-4	.250	0-0	.000	0	2	2	3.8	1	4	1	0	2	7
11/27	vs. Cal Baptist	*	35	0-3	.000	0-1	.000	0-0	.000	0	0	0	3.0	4	1	2	0	0	0
12/01	Southeastern Louisiana	*	25	1-6	.167	1-6	.167	0-0	.000	0	1	1	2.7	1	3	0	2	0	3
12/05	Florida	*	26	1-2	.500	1-1	1.000	0-0	.000	0	4	4	2.9	2	2	2	0	3	3
12/12	Texas A&M	*	35	1-6	.167	0-3	.000	0-0	.000	2	6	8	3.5	4	3	3	0	1	2
01/02	SMU	*	21	0-0	.000	0-0	.000	0-0	.000	1	4	5	3.7	3	0	0	0	0	0
01/08	at Iowa State	*	19	0-1	.000	0-1	.000	0-0	.000	0	1	1	3.4	3	1	2	0	0	0
01/10	Kansas		27	2-6	.333	0-3	.000	0-0	.000	0	2	2	3.3	0	1	0	0	0	4
01/12	Oklahoma State		35	0-1	.000	0-1	.000	1-2	.500	0	5	5	3.4	2	2	2	1	1	1
01/15	at Oklahoma	*	30	1-4	.250	0-2	.000	3-4	.750	0	1	1	3.2	2	2	1	0	2	5
01/19	Texas Tech	*	19	1-5	.200	1-2	.500	0-0	.000	0	2	2	3.1	4	1	0	0	0	3
01/22	Texas	*	33	2-4	.500	0-2	.000	0-0	.000	0	0	0	2.9	3	2	1	0	0	4
01/25	at West Virginia	*	13	0-0	.000	0-0	.000	0-0	.000	0	1	1	2.8	2	2	0	0	0	0
01/29	at Kansas State																		
02/02	West Virginia																		
02/05	at Kansas																		
02/09	at Oklahoma State																		
02/12	Iowa State																		
02/16	at Baylor																		
02/19	Baylor																		
02/23	Oklahoma																		
02/26	at Texas																		
03/02	at Texas Tech																		
03/05	Kansas State																		

## AAHLIYAH JACKSON'S SEASON/CAREER HIGHS

<b>POINTS</b>	2021-22: 12	Houston Baptist (11/09/21)	<b>BLOCKS</b>	2021-22: 2	Southeastern Louisiana (12/01/21)
Career: 13 (3x)	last, Kansas (01/17/21)		Career: 2 (3x)	last, Southeastern Louisiana (12/01/21)	
<b>REBOUNDS</b>	2021-22: 8	Texas A&M (12/12/21)	<b>STEALS</b>	3	Florida (12/05/21)
Career: 8 (2x)	Texas A&M (12/12/21)		Career: 3 (4x)	last, Florida (12/05/21)	
<b>ASSISTS</b>	2021-22: 4	at St. Mary's (11/26/21)			
Career: 4 (2x)	last, at St. Mary's (11/26/21)				

## AAHLIYAH JACKSON'S CAREER STATISTICS

SEASON	TEAM	GP-GS	MIN/AVG	Field Goals		3-Point		F-Throws		Rebounds				Scoring						
				FG-FGA	FG%	3FG-3FGA	3FG%	FT-FTA	FT%	OFF	DEF	TOT	AVG	PF-FO	A	TO	BLK	STL	PTS	AVG
2016-17	TA&M	21-0	136/6.5	6-25	.240	1-9	.111	8-12	.667	8	12	20	1.0	17-0	4	5	1	4	21	1.0
2017-18	TA&M	3-0	17/5.7	2-3	.667	0-0	.000	0-0	.000	0	3	3	1.0	6-0	0	0	0	0	4	1.3
2018-19	TA&M	19-2	159/8.4	8-23	.348	0-1	.000	20-22	.909	14	22	36	1.9	19-0	8	10	2	5	36	1.9
2019-20	TA&M	22-0	120/5.5	7-15	.467	1-3	.333	3-8	.375	12	12	24	1.1	9-0	5	8	0	2	18	0.8
2020-21	TCU	24-24	671/28.0	42-139	.302	26-79	.329	23-41	.561	15	60	75	3.1	63-1	29	31	12	22	133	5.5
2021-22	TCU	16-14	439/27.4	17-59	.288	7-36	.194	6-9	.667	3	42	45	2.8	38-0	31	17	3	13	47	2.9
<b>TOTAL FOR TCU</b>	<b>40-38</b>	<b>1110/27.7</b>	<b>59-198</b>	<b>.298</b>	<b>33-115</b>	<b>.287</b>	<b>29-50</b>	<b>.580</b>	<b>18</b>	<b>102</b>	<b>120</b>	<b>3.0</b>	<b>101-1</b>	<b>60</b>	<b>48</b>	<b>15</b>	<b>35</b>	<b>180</b>	<b>4.5</b>	
<b>TOTAL</b>	<b>105-40</b>	<b>1542/14.7</b>	<b>82-264</b>	<b>.311</b>	<b>35-128</b>	<b>.273</b>	<b>60-92</b>	<b>.652</b>	<b>52</b>	<b>151</b>	<b>203</b>	<b>1.9</b>	<b>152-1</b>	<b>77</b>	<b>71</b>	<b>18</b>	<b>46</b>	<b>259</b>	<b>2.5</b>	





**TARA  
MANUMALEUGA**

5-10 | G | JR.

QUEENSLAND, AUSTRALIA | HILLCREST CHRISTIAN COLLEGE (ARIZONA)

2



**TARA MANUMALEUGA'S 2021-22 GAME-BY-GAME STATISTICS**

DATE	OPPONENT	GS	MIN	FG	%	3FG	%	FT	%	O	D	T	AVG	PF	A	TO	B	S	PT
11/09	Houston Baptist		26	3-13	.231	2-10	.200	1-2	.500	1	3	4	4.0	3	1	4	0	3	9
11/17	at Tulane		5	2-3	.667	2-3	.667	0-0	.000	0	0	0	2.0	0	0	1	0	0	6
11/21	UNC	*	22	4-11	.364	1-8	.125	0-0	.000	1	2	3	2.3	2	0	1	0	0	9
11/26	at St. Mary's		11	0-4	.000	0-4	.000	0-2	.000	0	0	0	1.8	1	1	1	1	0	0
11/27	vs. Cal Baptist		2	0-1	.000	0-0	.000	0-0	.000	1	0	1	1.6	0	0	0	0	0	0
12/01	Southeastern Louisiana		3	0-1	.000	0-1	.000	0-0	.000	0	0	0	1.3	0	0	1	0	0	0
12/05	Florida		18	2-8	.250	0-3	.000	0-0	.000	0	0	0	1.1	1	1	1	0	2	4
12/12	Texas A&M		6	0-2	.000	0-1	.000	0-0	.000	0	1	1	1.1	0	0	1	0	0	0
01/02	SMU		17	1-6	.167	0-3	.000	2-2	1.000	0	4	4	1.4	1	3	4	0	2	4
01/08	at Iowa State		13	0-5	.000	0-3	.000	0-0	.000	0	1	1	1.4	1	1	1	1	0	0
01/10	Kansas		-	-	-	-	-	-	-	DNP	-	-	-	-	-	-	-	-	-
01/12	Oklahoma State		-	-	-	-	-	-	-	DNP	-	-	-	-	-	-	-	-	-
01/15	at Oklahoma		14	0-4	.000	0-3	.000	0-0	.000	0	0	0	1.3	0	1	0	0	1	0
01/19	Texas Tech		6	0-0	.000	0-0	.000	0-0	.000	0	0	0	1.2	0	1	1	0	0	0
01/22	Texas		-	-	-	-	-	-	-	DNP	-	-	-	-	-	-	-	-	-
01/25	at West Virginia		13	1-2	.500	0-1	.000	1-1	1.000	0	1	1	1.2	0	0	2	0	1	3
01/29	at Kansas State																		
02/02	West Virginia																		
02/05	at Kansas																		
02/09	at Oklahoma State																		
02/12	Iowa State																		
02/16	at Baylor																		
02/19	Baylor																		
02/23	Oklahoma																		
02/26	at Texas																		
03/02	at Texas Tech																		
03/05	Kansas State																		

**TARA MANUMALEUGA'S SEASON/CAREER HIGHS**

<b>POINTS</b>	2021-22: 9 (2x) last, North Carolina (11/21/21)	<b>BLOCKS</b>	2021-22: 1 (2x) last, at Iowa State (01/08/22)
Career: 9 (4x) last, North Carolina (11/21/21)	Career: 1 (5x) last, at Iowa State (01/08/22)		
<b>REBOUNDS</b>	2021-22: 4 (2x) last, SMU (01/02/22)	<b>STEALS</b>	2021-22: 3 Houston Baptist (11/09/21)
Career: 4 (4x) last, SMU (01/02/22)	Career: 3 Houston Baptist (11/09/21)		
<b>ASSISTS</b>	2021-22: 3 SMU (01/02/22)	* - at Arizona	
Career: 3 SMU (01/02/22)			

**TARA MANUMALEUGA'S CAREER STATISTICS**

SEASON	TEAM	GP-GS	MIN/AVG	Field Goals		3-Point		F-Throws		Rebounds				Scoring						
				FG-FGA	FG%	3FG-3FGA	3FG%	FT-FTA	FT%	OFF	DEF	TOT	AVG	PF-FO	A	TO	BLK	STL	PTS	AVG
2019-20	UA	17-0	94/5.6	14-33	.424	10-20	.500	2-4	.500	7	16	23	1.4	9-0	6	10	1	3	40	2.4
2020-21	UA	9-0	28/3.1	3-11	.273	3-8	.375	1-2	.500	0	1	1	0.1	0-0	2	2	2	1	10	1.1
2021-22	TCU	13-1	158/12.1	13-60	.217	5-40	.125	4-7	.571	3	12	15	1.2	9-0	9	18	2	9	35	2.7
<b>TOTAL FOR TCU</b>		<b>13-1</b>	<b>158/12.1</b>	<b>13-60</b>	<b>.217</b>	<b>5-40</b>	<b>.125</b>	<b>4-7</b>	<b>.571</b>	<b>3</b>	<b>12</b>	<b>15</b>	<b>1.2</b>	<b>9-0</b>	<b>9</b>	<b>18</b>	<b>2</b>	<b>9</b>	<b>35</b>	<b>2.7</b>
<b>TOTAL</b>		<b>39-1</b>	<b>280/7.2</b>	<b>30-104</b>	<b>.288</b>	<b>18-68</b>	<b>.265</b>	<b>7-13</b>	<b>.538</b>	<b>10</b>	<b>29</b>	<b>39</b>	<b>1.0</b>	<b>18-0</b>	<b>17</b>	<b>30</b>	<b>5</b>	<b>13</b>	<b>85</b>	<b>2.2</b>





**OKAKO "KOKO"  
ADIKA**

6-0 | G/F | SR.

HOLSTEVRO, DENMARK | LEMVIG GYMNASIUM (BUTLER)

4



**OKAKO ADIKA'S 2021-22 GAME-BY-GAME STATISTICS**

DATE	OPPONENT	GS	MIN	FG	%	3FG	%	FT	%	O	D	T	AVG	PF	A	TO	B	S	PT
11/09	Houston Baptist	*	20	1-3	.333	0-1	.000	2-2	1.000	5	4	9	9.0	4	1	1	0	3	4
11/17	at Tulane	*	10	0-4	.000	0-3	.000	0-0	.000	1	1	2	5.5	2	2	0	0	1	0
11/21	UNC	*	12	2-4	.500	0-0	.000	0-0	.000	0	1	1	4.0	3	0	1	0	0	4
11/26	at St. Mary's	*	19	4-7	.571	1-4	.250	0-0	.000	2	2	4	4.0	3	0	0	0	2	9
11/27	vs. Cal Baptist	*	25	3-8	.375	2-4	.500	5-5	1.000	3	2	5	4.2	3	2	0	0	1	13
12/01	Southeastern Louisiana	*	32	6-10	.600	3-5	.600	0-0	.000	3	5	8	4.8	2	0	1	0	1	15
12/05	Florida	*	24	5-6	.833	1-1	1.000	0-0	.000	0	1	1	4.3	3	1	2	1	0	11
12/12	Texas A&M	*	25	4-10	.400	1-3	.333	0-0	.000	3	1	4	4.3	4	3	3	0	2	9
01/02	SMU	*	16	2-7	.286	2-4	.500	0-0	.000	1	1	2	4.0	3	3	1	0	0	6
01/08	at Iowa State	*	19	2-10	.200	1-5	.200	0-0	.000	2	4	6	4.2	3	1	2	0	1	5
01/10	Kansas	*	33	8-14	.571	6-12	.500	5-5	1.000	2	4	6	4.4	3	1	1	0	1	27
01/12	Oklahoma State	*	25	5-10	.500	3-6	.500	2-2	1.000	2	6	8	4.7	4	0	3	0	1	15
01/15	at Oklahoma	*	25	3-8	.375	1-4	.250	1-2	.500	5	3	8	4.9	3	0	2	0	1	8
01/19	Texas Tech	*	39	6-12	.500	2-5	.400	2-2	1.000	0	5	5	4.9	3	3	3	0	0	16
01/22	Texas	*	15	1-4	.250	1-3	.333	0-0	.000	0	3	3	4.8	5	1	5	0	0	3
01/25	at West Virginia	*	26	3-9	.333	2-6	.333	1-2	.500	0	5	5	4.8	2	0	2	0	0	9
01/29	at Kansas State																		
02/02	West Virginia																		
02/05	at Kansas																		
02/09	at Oklahoma State																		
02/12	Iowa State																		
02/16	at Baylor																		
02/19	Baylor																		
02/23	Oklahoma																		
02/26	at Texas																		
03/02	at Texas Tech																		
03/05	Kansas State																		

**OKAKO ADIKA'S SEASON/CAREER HIGHS**

<b>POINTS</b>																					
2021-22:	27																				
Career:	29																				
<b>REBOUNDS</b>																					
2021-22:	9																				
Career:	10																				
<b>ASSISTS</b>																					
2021-22:	3 (3x)																				
Career:	5																				
<b>BLOCKS</b>																					
2021-22:	1																				
Career:	2 (2x)																				
<b>STEALS</b>																					
2021-22:	3																				
Career:	3 (2x)																				

\* - at Butler

**OKAKO ADIKA'S CAREER STATISTICS**

SEASON	TEAM	GP-GS	MIN/AVG	Field Goals		3-Point		F-Throws		Rebounds				Scoring						
				FG-FGA	FG%	3FG-3FGA	3FG%	FT-FTA	FT%	OFF	DEF	TOT	AVG	PF-FO	A	TO	BLK	STL	PTS	AVG
2020-21	Butler	19-19	566/29.8	98-202	.485	33-74	.446	33-40	.825	35	73	108	5.7	50-1	22	45	8	21	262	13.8
2021-22	TCU	16-15	366/22.9	55-126	.437	26-66	.394	18-20	.900	29	48	77	4.8	50-1	18	27	1	14	154	9.6
<b>TOTAL FOR TCU</b>		<b>16-15</b>	<b>366/22.9</b>	<b>55-126</b>	<b>.437</b>	<b>26-66</b>	<b>.394</b>	<b>18-20</b>	<b>.900</b>	<b>29</b>	<b>48</b>	<b>77</b>	<b>4.8</b>	<b>50-1</b>	<b>18</b>	<b>27</b>	<b>1</b>	<b>14</b>	<b>154</b>	<b>9.6</b>
<b>TOTAL</b>		<b>35-34</b>	<b>932/26.6</b>	<b>153-328</b>	<b>.466</b>	<b>59-140</b>	<b>.421</b>	<b>51-60</b>	<b>.850</b>	<b>64</b>	<b>121</b>	<b>185</b>	<b>5.3</b>	<b>100-2</b>	<b>40</b>	<b>72</b>	<b>9</b>	<b>35</b>	<b>416</b>	<b>11.9</b>





**YUMMY MORRIS**

6-3 | F | SR.

NORTH LITTLE ROCK, ARK. | NORTH LITTLE ROCK HIGH SCHOOL

**5**



**YUMMY MORRIS' 2021-22 GAME-BY-GAME STATISTICS**

DATE	OPPONENT	GS	MIN	FG	%	3FG	%	FT	%	O	D	T	AVG	PF	A	TO	B	S	PT
11/09	Houston Baptist		17	4-9	.444	0-0	.000	0-0	.000	2	4	6	6.0	2	1	0	0	0	8
11/17	at Tulane		22	3-6	.500	0-0	.000	1-2	.500	5	2	7	6.5	1	0	2	0	0	7
11/21	UNC		22	2-5	.400	0-0	.000	2-2	1.000	0	3	3	5.3	4	2	1	1	0	6
11/26	at St. Mary's		18	3-5	.600	0-0	.000	5-6	.833	3	4	7	5.8	4	3	1	1	0	11
11/27	vs. Cal Baptist		22	8-15	.533	0-0	.000	2-2	1.000	2	1	3	5.2	2	1	1	0	0	18
12/01	Southeastern Louisiana		32	3-6	.500	0-0	.000	0-2	.000	1	4	5	5.2	2	2	2	1	1	6
12/05	Florida		20	1-3	.333	0-0	.000	2-2	1.000	0	3	3	4.9	2	1	2	0	1	4
12/12	Texas A&M		14	2-4	.500	0-0	.000	1-2	.500	2	1	3	4.6	5	1	3	0	0	5
01/02	SMU		15	1-4	.250	0-0	.000	0-0	.000	0	2	2	4.3	3	2	1	1	0	2
01/08	at Iowa State		17	2-5	.400	0-0	.000	0-2	.000	3	5	8	4.7	1	0	2	1	0	4
01/10	Kansas	*	23	3-8	.375	0-0	.000	0-0	.000	3	3	6	4.8	0	5	3	0	0	6
01/12	Oklahoma State	*	14	0-2	.000	0-0	.000	0-0	.000	0	1	1	4.5	1	2	2	1	1	0
01/15	at Oklahoma		19	4-7	.571	0-0	.000	1-2	.500	1	3	4	4.5	2	3	2	1	1	9
01/19	Texas Tech	*	22	4-8	.500	0-0	.000	0-0	.000	0	3	3	4.4	2	2	2	1	1	8
01/22	Texas	*	26	5-9	.556	0-0	.000	1-2	.500	0	4	4	4.3	3	2	2	1	1	11
01/25	at West Virginia	*	25	2-5	.400	0-0	.000	0-0	.000	2	1	3	4.3	4	4	4	2	1	4
01/29	at Kansas State																		
02/02	West Virginia																		
02/05	at Kansas																		
02/09	at Oklahoma State																		
02/12	Iowa State																		
02/16	at Baylor																		
02/19	Baylor																		
02/23	Oklahoma																		
02/26	at Texas																		
03/02	at Texas Tech																		
03/05	Kansas State																		

**YUMMY MORRIS' SEASON/CAREER HIGHS**

<b>POINTS</b>	2021-22: 18 vs. Cal Baptist (11/27/21)	<b>BLOCKS</b>	2021-22: 2 at West Virginia (01/25/22)
Career: 26 Incarnate Word (11/25/20)	Career: 4 (2x) last, Oral Roberts (12/22/20)		
<b>REBOUNDS</b>	2021-22: 8 at Iowa State (01/08/22)	<b>STEALS</b>	2021-22: 1 (7x) last, at West Virginia (01/25/22)
Career: 9 (2x) last, Central Arkansas (11/28/20)	Career: 3 Mississippi Valley State (11/11/18)		
<b>ASSISTS</b>	2021-22: 5 Kansas (01/10/22)		
Career: 5 Kansas (01/10/22)			

**YUMMY MORRIS' CAREER STATISTICS**

SEASON	TEAM	GP-GS	MIN/AVG	Field Goals		3-Point		F-Throws		Rebounds				Scoring						
				FG-FGA	FG%	3FG-3FGA	3FG%	FT-FTA	FT%	OFF	DEF	TOT	AVG	PF-FO	A	TO	BLK	STL	PTS	AVG
2018-19	TCU	25-0	170/6.8	24-51	.471	0-0	.000	30-41	.732	19	34	53	2.1	26-0	3	22	18	6	78	3.1
2019-20	TCU	29-0	257/8.9	37-86	.430	0-0	.000	14-20	.700	37	39	76	2.6	46-0	7	27	16	13	88	3.0
2020-21	TCU	25-16	481/19.2	76-150	.507	0-0	.000	34-39	.872	36	77	113	4.5	55-1	17	39	21	10	186	7.4
2021-22	TCU	16-5	326/20.4	47-101	.465	0-0	.000	15-24	.625	24	44	68	4.3	37-1	31	30	11	7	109	6.8
<b>TOTAL</b>		<b>95-21</b>	<b>1235/13.0</b>	<b>184-388</b>	<b>.474</b>	<b>0-0</b>	<b>.000</b>	<b>93-124</b>	<b>.750</b>	<b>116</b>	<b>194</b>	<b>310</b>	<b>3.3</b>	<b>164-2</b>	<b>58</b>	<b>118</b>	<b>66</b>	<b>36</b>	<b>461</b>	<b>4.9</b>





**PAIGE  
BRADLEY**

5-10 | G | FR.

DALLAS, TEXAS | BISHOP LYNCH HIGH SCHOOL

**10**



**PAIGE BRADLEY'S 2021-22 GAME-BY-GAME STATISTICS**

DATE	OPPONENT	GS	MIN	FG	%	3FG	%	FT	%	O	D	T	AVG	PF	A	TO	B	S	PT
11/09	Houston Baptist	-	-	-	-	-	-	-	-	DNP	-	-	-	-	-	-	-	-	-
11/17	at Tulane	15	1-4	.250	1-2	.500	2-2	1.000	0	2	2	2.0	0	2	1	0	1	0	5
11/21	UNC	19	1-6	.167	1-5	.200	0-0	.000	0	0	0	1.0	2	0	1	0	0	0	3
11/26	at St. Mary's	8	1-3	.333	1-2	.500	0-0	.000	0	1	1	1.0	0	0	0	0	0	0	3
11/27	vs. Cal Baptist	3	0-2	.000	0-1	.000	0-0	.000	1	0	1	1.0	0	0	0	0	0	0	0
12/01	Southeastern Louisiana	-	-	-	-	-	-	-	-	DNP	-	-	-	-	-	-	-	-	-
12/05	Florida	4	0-1	.000	0-0	.000	0-0	.000	1	0	1	1.0	1	0	0	0	0	0	0
12/12	Texas A&M	2	0-0	.000	0-0	.000	0-0	.000	0	0	0	0.8	1	0	0	0	0	0	0
01/02	SMU	17	1-4	.250	0-2	.000	0-0	.000	0	3	3	1.1	2	0	1	0	1	2	
01/08	at Iowa State	11	0-1	.000	0-1	.000	0-0	.000	0	1	1	1.1	0	1	1	0	0	0	
01/10	Kansas	3	0-3	.000	0-2	.000	0-0	.000	0	0	0	1.0	0	0	0	0	0	0	
01/12	Oklahoma State	-	-	-	-	-	-	-	-	DNP	-	-	-	-	-	-	-	-	
01/15	at Oklahoma	4	1-2	.500	0-1	.000	0-0	.000	1	0	1	1.0	3	0	0	0	0	2	
01/19	Texas Tech	0	0-0	.000	0-0	.000	0-0	.000	0	0	0	0.9	0	0	0	0	0	0	
01/22	Texas	9	0-1	.000	0-1	.000	0-0	.000	0	0	0	0.8	1	0	0	0	0	0	
01/25	at West Virginia	-	-	-	-	-	-	-	-	DNP	-	-	-	-	-	-	-	-	
01/29	at Kansas State	-	-	-	-	-	-	-	-	-	-	-	-	-	-	-	-	-	
02/02	West Virginia	-	-	-	-	-	-	-	-	-	-	-	-	-	-	-	-	-	
02/05	at Kansas	-	-	-	-	-	-	-	-	-	-	-	-	-	-	-	-	-	
02/09	at Oklahoma State	-	-	-	-	-	-	-	-	-	-	-	-	-	-	-	-	-	
02/12	Iowa State	-	-	-	-	-	-	-	-	-	-	-	-	-	-	-	-	-	
02/16	at Baylor	-	-	-	-	-	-	-	-	-	-	-	-	-	-	-	-	-	
02/19	Baylor	-	-	-	-	-	-	-	-	-	-	-	-	-	-	-	-	-	
02/23	Oklahoma	-	-	-	-	-	-	-	-	-	-	-	-	-	-	-	-	-	
02/26	at Texas	-	-	-	-	-	-	-	-	-	-	-	-	-	-	-	-	-	
03/02	at Texas Tech	-	-	-	-	-	-	-	-	-	-	-	-	-	-	-	-	-	
03/05	Kansas State	-	-	-	-	-	-	-	-	-	-	-	-	-	-	-	-	-	

**PAIGE BRADLEY'S SEASON/CAREER HIGHS**

<b>POINTS</b>																			
2021-22	5																		
Career:	5																		
<b>REBOUNDS</b>																			
2021-22	3																		
Career:	3																		
<b>ASSISTS</b>																			
2021-22	2																		
Career:	2																		
<b>BLOCKS</b>																			
2021-22	--																		
Career:	--																		
<b>STEALS</b>																			
2021-22	1 (2x)																		
Career:	1 (2x)																		

**PAIGE BRADLEY'S CAREER STATISTICS**

SEASON	TEAM	GP-GS	MIN/AVG	Field Goals		3-Point		F-Throws		Rebounds				Scoring						
				FG-FGA	FG%	3FG-3FGA	3FG%	FT-FTA	FT%	OFF	DEF	TOT	AVG	PF-FO	A	TO	BLK	STL	PTS	AVG
2021-22	TCU	12-0	95/7.9	5-27	.185	3-17	.176	2-2	1.000	3	7	10	0.8	10-0	3	4	0	2	15	1.3
<b>TOTAL</b>		<b>12-0</b>	<b>95/7.9</b>	<b>5-27</b>	<b>.185</b>	<b>3-17</b>	<b>.176</b>	<b>2-2</b>	<b>1.000</b>	<b>3</b>	<b>7</b>	<b>10</b>	<b>0.8</b>	<b>10-0</b>	<b>3</b>	<b>4</b>	<b>0</b>	<b>2</b>	<b>15</b>	<b>1.3</b>





**TAVY  
DIGGS**

6-2 | G/F | JR.

RICHARDSON, TEXAS | PLANO EAST HIGH SCHOOL

**13**



**TAVY DIGGS' 2021-22 GAME-BY-GAME STATISTICS**

DATE	OPPONENT	GS	MIN	FG	%	3FG	%	FT	%	O	D	T	AVG	PF	A	TO	B	S	PT
11/09	Houston Baptist		29	3-11	.273	0-2	.000	4-4	1.000	2	5	7	7.0	3	6	3	2	2	10
11/17	at Tulane		38	6-14	.429	0-1	.000	3-6	.500	1	10	11	9.0	3	1	3	0	1	15
11/21	UNC	*	18	2-7	.286	0-0	.000	1-2	.500	0	3	3	7.0	1	0	4	0	3	5
11/26	at St. Mary's		4	0-0	.000	0-0	.000	0-0	.000	0	0	0	5.3	0	0	0	0	1	0
11/27	vs. Cal Baptist		24	5-14	.357	0-3	.000	3-4	.750	2	4	6	5.4	3	2	3	0	1	13
12/01	Southeastern Louisiana		5	0-0	.000	0-0	.000	0-0	.000	0	0	0	4.5	0	1	1	0	0	0
12/05	Florida		17	3-3	1.000	0-0	.000	0-0	.000	0	4	4	4.4	0	1	2	1	0	6
12/12	Texas A&M		12	2-3	.667	0-0	.000	1-2	.500	2	2	4	4.4	2	1	2	0	0	5
01/02	SMU		20	2-7	.286	0-0	.000	1-2	.500	0	2	2	4.1	1	4	0	0	0	5
01/08	at Iowa State		21	8-16	.500	0-1	.000	1-5	.200	2	3	5	4.2	5	2	1	0	0	17
01/10	Kansas	*	23	3-8	.375	0-3	.000	2-2	1.000	0	1	1	3.9	4	3	3	1	2	8
01/12	Oklahoma State	*	31	8-12	.667	1-1	1.000	3-6	.500	2	9	11	4.5	2	3	2	0	6	20
01/15	at Oklahoma	*	18	8-15	.533	0-0	.000	0-0	.000	1	3	4	4.5	4	2	6	0	2	16
01/19	Texas Tech		7	0-0	.000	0-0	.000	0-0	.000	0	0	0	4.1	0	0	4	0	0	0
01/22	Texas		9	0-2	.000	0-0	.000	2-4	.500	0	1	1	3.9	1	0	1	1	1	2
01/25	at West Virginia		6	0-2	.000	0-0	.000	0-0	.000	0	1	1	3.8	1	1	2	0	0	0
01/29	at Kansas State																		
02/02	West Virginia																		
02/05	at Kansas																		
02/09	at Oklahoma State																		
02/12	Iowa State																		
02/16	at Baylor																		
02/19	Baylor																		
02/23	Oklahoma																		
02/26	at Texas																		
03/02	at Texas Tech																		
03/05	Kansas State																		

**TAVY DIGGS' SEASON/CAREER HIGHS**

<b>POINTS</b>																				
2021-22:	20		Oklahoma State (01/12/22)																	
Career:	22		vs. Baylor (03/12/21)																	
<b>REBOUNDS</b>																				
2021-22:	11 (2x)		last, Oklahoma State (01/12/22)																	
Career:	11 (2x)		last, Oklahoma State (01/12/22)																	
<b>ASSISTS</b>																				
2021-22:	6		Houston Baptist (11/09/21)																	
Career:	6		Houston Baptist (11/09/21)																	
<b>BLOCKS</b>																				
2021-22:	2		Houston Baptist (11/09/21)																	
Career:	2 (3x)		last, Houston Baptist (11/09/21)																	
<b>STEALS</b>																				
2021-22:	6		Oklahoma State (01/12/22)																	
Career:	6		Oklahoma State (01/12/22)																	

**TAVY DIGGS' CAREER STATISTICS**

SEASON	TEAM	GP-GS	MIN/AVG	Field Goals		3-Point		F-Throws		Rebounds				Scoring						
				FG-FGA	FG%	3FG-3FGA	3FG%	FT-FTA	FT%	OFF	DEF	TOT	AVG	PF-FO	A	TO	BLK	STL	PTS	AVG
2019-20	TCU	12-0	41/3.4	5-11	.455	0-0	.000	1-3	.333	2	12	14	1.2	6-0	0	8	1	1	11	0.9
2020-21	TCU	25-12	546/21.9	106-212	.500	5-20	.250	22-33	.667	24	66	90	3.6	66-3	41	41	6	17	239	9.6
2021-22	TCU	16-4	284/17.7	50-115	.435	1-11	.091	21-37	.568	12	48	60	3.8	30-1	27	37	5	19	122	7.6
<b>TOTAL</b>		<b>53-16</b>	<b>871/16.4</b>	<b>161-338</b>	<b>.476</b>	<b>6-31</b>	<b>.194</b>	<b>44-73</b>	<b>.603</b>	<b>38</b>	<b>126</b>	<b>164</b>	<b>3.1</b>	<b>102-4</b>	<b>68</b>	<b>86</b>	<b>12</b>	<b>37</b>	<b>372</b>	<b>7.0</b>





**AJA  
HOLMES**

5-8 | G | SO.

CIBOLO, TEXAS | STEELE HIGH SCHOOL

**15**



**AJA HOLMES' 2021-22 GAME-BY-GAME STATISTICS**

DATE	OPPONENT	GS	MIN	FG	%	3FG	%	FT	%	O	D	T	AVG	PF	A	TO	B	S	PT
11/09	Houston Baptist	-	-	-	-	-	-	-	-	DNP	-	-	-	-	-	-	-	-	-
11/17	at Tulane	25	4-11	.364	3-10	.300	2-2	1.000	0	1	1	1.0	0	0	0	0	0	1	13
11/21	UNC	22	2-8	.250	2-7	.286	2-3	.667	0	0	0	0.5	1	0	0	0	0	0	8
11/26	at St. Mary's	9	0-0	.000	0-0	.000	0-0	.000	0	0	0	0.3	0	0	0	0	0	0	
11/27	vs. Cal Baptist	2	0-0	.000	0-0	.000	0-0	.000	0	0	0	0.3	0	0	0	0	0	0	
12/01	Southeastern Louisiana	13	1-5	.200	0-4	.000	0-0	.000	1	1	2	0.6	0	2	0	0	0	2	
12/05	Florida	-	-	-	-	-	-	-	-	DNP	-	-	-	-	-	-	-	-	
12/12	Texas A&M	26	7-12	.583	6-11	.545	2-3	.667	1	1	2	0.8	1	1	0	0	0	22	
01/02	SMU	*	37	4-10	.400	4-9	.444	0-0	.000	0	2	2	1.0	0	0	0	0	12	
01/08	at Iowa State	22	1-6	.167	1-4	.250	0-0	.000	1	0	1	1.0	0	0	0	0	0	3	
01/10	Kansas	*	17	2-3	.667	1-2	.500	0-0	.000	0	1	1	1.0	1	0	1	0	5	
01/12	Oklahoma State	*	17	0-3	.000	0-3	.000	0-0	.000	0	1	1	1.0	0	0	0	0	0	
01/15	at Oklahoma	13	0-5	.000	0-5	.000	0-0	.000	0	2	2	1.1	0	0	0	0	0	0	
01/19	Texas Tech	27	2-4	.500	1-3	.333	3-3	1.000	0	1	1	1.1	0	0	0	0	0	8	
01/22	Texas	25	3-5	.600	2-3	.667	0-0	.000	0	2	2	1.2	0	0	1	0	0	8	
01/25	at West Virginia	28	3-7	.429	3-6	.500	0-0	.000	0	0	0	1.1	0	0	0	0	0	9	
01/29	at Kansas State																		
02/02	West Virginia																		
02/05	at Kansas																		
02/09	at Oklahoma State																		
02/12	Iowa State																		
02/16	at Baylor																		
02/19	Baylor																		
02/23	Oklahoma																		
02/26	at Texas																		
03/02	at Texas Tech																		
03/05	Kansas State																		

**AJA HOLMES' SEASON/CAREER HIGHS**

<b>POINTS</b>	2021-22	22	Texas A&M (12/12/21)	<b>BLOCKS</b>	2021-22	--	--
Career:	22	Texas A&M (12/12/21)	Career:	1	Oklahoma (02/24/21)		
<b>REBOUNDS</b>	2021-22	2 (5x)	last, at Oklahoma (01/15/22)	<b>STEALS</b>	2021-22	1	at Tulane (11/17/21)
Career:	3	Oklahoma State (01/06/21)	Career:	2 (2x)	last, at West Virginia (02/20/21)		
<b>ASSISTS</b>	2021-22	2 (2x)	last, Florida (12/05/21)				
Career:	4	at West Virginia (02/20/21)					

**AJA HOLMES' CAREER STATISTICS**

SEASON	TEAM	GP-GS	MIN/AVG	Field Goals		3-Point		F-Throws		Rebounds				Scoring						
				FG-FGA	FG%	3FG-3FGA	3FG%	FT-FTA	FT%	OFF	DEF	TOT	AVG	PF-FO	A	TO	BLK	STL	PTS	AVG
2020-21	TCU	25-4	481/19.2	46-132	.348	39-120	.325	9-10	.900	1	18	19	0.8	29-0	12	16	1	8	140	5.6
2021-22	TCU	14-3	286/20.5	29-79	.367	23-67	.343	9-11	.818	3	12	15	1.1	3-0	3	2	0	1	90	6.4
<b>TOTAL</b>		<b>39-7</b>	<b>767/19.7</b>	<b>75-211</b>	<b>.355</b>	<b>62-187</b>	<b>.332</b>	<b>18-21</b>	<b>.857</b>	<b>4</b>	<b>30</b>	<b>34</b>	<b>0.9</b>	<b>32-0</b>	<b>15</b>	<b>18</b>	<b>1</b>	<b>9</b>	<b>230</b>	<b>5.9</b>





**LAUREN  
HEARD**

5-9 | G | GR.

DENTON, TEXAS | GUYER HIGH SCHOOL

**20**



**LAUREN HEARD'S 2021-22 GAME-BY-GAME STATISTICS**

DATE	OPPONENT	GS	MIN	FG	%	3FG	%	FT	%	O	D	T	AVG	PF	A	TO	B	S	PT
11/09	Houston Baptist	*	27	7-13	.538	0-1	.000	2-2	1.000	3	7	10	10.0	0	3	2	0	3	16
11/17	at Tulane	*	39	8-25	.320	1-3	.333	6-8	.750	2	7	9	9.5	3	5	1	0	2	23
11/21	UNC	*	18	2-7	.286	0-2	.000	0-0	.000	0	3	3	7.3	5	0	3	0	2	4
11/26	at St. Mary's	*	37	4-18	.222	0-2	.000	8-15	.533	3	5	8	7.5	3	5	1	0	3	16
11/27	vs. Cal Baptist	*	38	10-21	.476	1-2	.500	5-5	1.000	1	12	13	8.6	3	5	3	0	0	26
12/01	Southeastern Louisiana	*	34	3-13	.231	2-5	.400	4-6	.667	1	6	7	8.3	1	4	6	0	1	12
12/05	Florida	*	32	4-15	.267	0-1	.000	9-11	.818	2	3	5	7.9	3	4	9	0	1	17
12/12	Texas A&M	*	37	7-12	.583	1-2	.500	18-21	.857	1	4	5	7.5	2	4	6	1	3	33
01/02	SMU	*	27	3-10	.300	1-5	.200	1-1	1.000	0	2	2	6.9	2	4	3	0	1	8
01/08	at Iowa State	*	24	2-9	.222	0-1	.000	0-0	.000	1	1	2	6.4	2	4	0	0	2	4
01/10	Kansas	*	38	6-15	.400	1-2	.500	3-4	.750	4	5	9	6.6	3	6	3	0	0	16
01/12	Oklahoma State	*	39	6-11	.545	0-0	.000	8-11	.727	0	5	5	6.5	4	5	5	0	1	20
01/15	at Oklahoma	*	31	4-13	.308	0-1	.000	7-8	.875	3	4	7	6.5	4	3	6	0	1	15
01/19	Texas Tech	*	39	4-18	.222	1-4	.250	1-2	.500	1	6	7	6.6	0	4	5	0	2	10
01/22	Texas	*	28	3-9	.333	0-0	.000	6-8	.750	1	6	7	6.6	3	6	6	0	2	12
01/25	at West Virginia	*	40	2-8	.250	0-2	.000	13-18	.722	1	3	4	6.4	3	3	8	1	1	17
01/29	at Kansas State																		
02/02	West Virginia																		
02/05	at Kansas																		
02/09	at Oklahoma State																		
02/12	Iowa State																		
02/16	at Baylor																		
02/19	Baylor																		
02/23	Oklahoma																		
02/26	at Texas																		
03/02	at Texas Tech																		
03/05	Kansas State																		

**LAUREN HEARD'S SEASON/CAREER HIGHS**

<b>POINTS</b>	2021-22:	33	Texas A&M (12/12/21)	<b>BLOCKS</b>	2021-22:	1 (2x)	last, at West Virginia (01/25/22)
	Career:	38	at West Virginia (02/20/21)		Career:	1 (11x)	last, at West Virginia (01/25/22)
<b>REBOUNDS</b>	2021-22:	13	vs. Cal Baptist (11/27/21)	<b>STEALS</b>	2021-22:	3 (3x)	last, Texas A&M (12/12/21)
	Career:	15	Oklahoma State (02/23/20)		Career:	11	at Oklahoma (03/04/21)
<b>ASSISTS</b>	2021-22:	6 (2x)	last, Texas (01/22/22)				
	Career:	9 (2x)	last, at Iowa State (02/13/21)				

**LAUREN HEARD'S CAREER STATISTICS**

SEASON	TEAM	GP-GS	MIN/AVG	Field Goals		3-Point		F-Throws		Rebounds				Scoring						
				FG-FGA	FG%	3FG-3FGA	3FG%	FT-FTA	FT%	OFF	DEF	TOT	AVG	PF-FO	A	TO	BLK	STL	PTS	AVG
2017-18	TCU	36-6	709/19.7	70-187	.374	20-61	.328	63-86	.733	26	81	107	3.0	75-0	61	56	1	37	223	6.2
2018-19	TCU	35-34	992/28.4	92-293	.314	28-107	.262	91-140	.650	33	126	159	4.5	75-1	113	84	2	63	303	8.7
2019-20	TCU	29-29	891/30.7	166-425	.391	31-86	.360	171-227	.753	58	134	192	6.6	80-1	117	111	3	62	534	18.4
2020-21	TCU	25-25	892/35.7	169-423	.400	34-113	.301	159-219	.726	36	141	177	7.1	54-1	121	89	3	64	531	21.2
2021-22	TCU	16-16	524/32.7	75-217	.346	8-33	.242	91-120	.758	24	79	103	6.4	41-1	65	67	2	25	249	15.6
<b>TOTAL</b>		<b>141-110</b>	<b>4008/28.4</b>	<b>572-1545</b>	<b>.370</b>	<b>121-400</b>	<b>.303</b>	<b>575-792</b>	<b>.726</b>	<b>177</b>	<b>561</b>	<b>738</b>	<b>5.2</b>	<b>325-4</b>	<b>477</b>	<b>407</b>	<b>11</b>	<b>251</b>	<b>1840</b>	<b>13.0</b>





**MICHELLE BERRY**

6-2 | F | GR.

MIAMI, FLA. | MIAMI COUNTRY DAY (VIRGINIA TECH)

**23**



**MICHELLE BERRY'S 2021-22 GAME-BY-GAME STATISTICS**

DATE	OPPONENT	GS	MIN	FG	%	3FG	%	FT	%	O	D	T	AVG	PF	A	TO	B	S	PT
11/09	Houston Baptist	*	24	0-11	.000	0-5	.000	0-0	.000	3	5	8	8.0	2	2	0	0	1	0
11/17	at Tulane	*	38	1-11	.091	0-5	.000	0-0	.000	1	5	6	7.0	4	3	0	0	0	2
11/21	UNC		19	3-4	.750	0-0	.000	1-2	.500	2	2	4	6.0	1	1	0	0	0	7
11/26	at St. Mary's	*	37	6-11	.545	3-6	.500	1-3	.333	1	4	5	5.8	1	2	1	0	3	16
11/27	vs. Cal Baptist	*	33	2-8	.250	1-5	.200	0-0	.000	2	9	11	6.8	0	1	1	0	1	5
12/01	Southeastern Louisiana	*	26	3-6	.500	2-4	.500	2-2	1.000	1	3	4	6.3	0	3	1	1	1	10
12/05	Florida	*	29	2-7	.286	1-2	.500	0-0	.000	1	4	5	6.1	1	0	0	0	1	5
12/12	Texas A&M	*	20	0-4	.000	0-3	.000	2-2	1.000	0	4	4	5.9	3	1	1	0	0	2
01/02	SMU		-	-	-	-	-	-	-	DNP	-	-	-	-	-	-	-	-	-
01/08	at Iowa State	*	21	2-10	.200	1-7	.143	0-0	.000	1	2	3	5.6	0	1	0	0	0	5
01/10	Kansas		16	1-2	.500	0-1	.000	0-0	.000	0	1	1	5.1	0	1	2	0	1	2
01/12	Oklahoma State		30	4-9	.444	0-2	.000	0-0	.000	0	4	4	5.0	3	1	3	0	0	8
01/15	at Oklahoma	*	29	4-10	.400	2-4	.500	1-2	.500	0	3	3	4.8	0	1	2	0	2	11
01/19	Texas Tech	*	32	2-6	.333	0-2	.000	0-0	.000	2	7	9	5.2	3	4	1	0	0	4
01/22	Texas	*	37	2-7	.286	1-4	.250	2-2	1.000	0	4	4	5.1	0	1	1	0	0	7
01/25	at West Virginia	*	37	4-9	.444	1-6	.167	0-0	.000	0	6	6	5.1	0	2	3	0	1	9
01/29	at Kansas State																		
02/02	West Virginia																		
02/05	at Kansas																		
02/09	at Oklahoma State																		
02/12	Iowa State																		
02/16	at Baylor																		
02/19	Baylor																		
02/23	Oklahoma																		
02/26	at Texas																		
03/02	at Texas Tech																		
03/05	Kansas State																		

**MICHELLE BERRY'S SEASON/CAREER HIGHS**

<b>POINTS</b>																				
2021-22:	16																			at St. Mary's (11/26/21)
Career:	38																			Portland State (11/13/15)*
<b>REBOUNDS</b>																				
2021-22:	11																			vs. Cal Baptist (11/27/21)
Career:	14																			Cal Poly (02/18/16)*
<b>ASSISTS</b>																				
2021-22:	4																			Texas Tech (01/19/22)
Career:	6																			at Long Beach State (01/20/16)*
<b>BLOCKS</b>																				
2021-22:	1																			Southeastern Louisiana (12/01/21)
Career:	2																			Kansas (01/17/21)
<b>STEALS</b>																				
2021-22:	3																			at St. Mary's (11/26/21)
Career:	5																			at Pepperdine (11/20/15)*

\* - at Cal State Fullerton

**MICHELLE BERRY'S CAREER STATISTICS**

SEASON	TEAM	GP-GS	MIN/AVG	Field Goals		3-Point		F-Throws		Rebounds				Scoring						
				FG-FGA	FG%	3FG-3FGA	3FG%	FT-FTA	FT%	OFF	DEF	TOT	AVG	PF-FO	A	TO	BLK	STL	PTS	AVG
2015-16	CSF	29-29	1030/35.5	155-445	.348	26-87	.299	84-129	.651	58	206	264	9.1	76-3	49	125	4	33	420	14.5
2017-18	Hokies	37-8	698/18.9	56-151	.371	4-19	.211	31-50	.620	61	150	211	5.7	60-0	19	44	6	16	147	4.0
2019-20	TCU	29-1	606/20.9	62-155	.400	18-55	.327	19-30	.633	43	111	154	5.3	46-0	25	35	5	18	161	5.6
2020-21	TCU	25-22	853/34.1	77-226	.341	36-116	.310	27-34	.794	33	131	164	6.6	39-1	45	48	4	28	217	8.7
2021-22	TCU	15-12	433/28.8	36-115	.313	12-56	.214	9-13	.692	14	63	77	5.1	18-0	24	16	1	11	93	6.2
<b>TOTAL FOR TCU</b>	<b>69-35</b>	<b>1892/27.4</b>	<b>175-496</b>	<b>.353</b>	<b>66-227</b>	<b>.291</b>	<b>55-77</b>	<b>.714</b>	<b>90</b>	<b>305</b>	<b>395</b>	<b>5.7</b>	<b>103-1</b>	<b>94</b>	<b>99</b>	<b>10</b>	<b>57</b>	<b>471</b>	<b>6.8</b>	
<b>TOTAL</b>	<b>135-72</b>	<b>3620/26.8</b>	<b>386-1092</b>	<b>.353</b>	<b>96-333</b>	<b>.288</b>	<b>170-256</b>	<b>.664</b>	<b>209</b>	<b>661</b>	<b>870</b>	<b>6.4</b>	<b>239-4</b>	<b>162</b>	<b>268</b>	<b>20</b>	<b>106</b>	<b>1038</b>	<b>7.7</b>	





**KAYLA  
MOKWUAH**

6-4 | C | SR.

LONGMEADOW, MASS. | WILBRAHAM & MONSON ACADEMY (GEORGE WASHINGTON)

**24**



**KAYLA MOKWUAH'S 2021-22 GAME-BY-GAME STATISTICS**

DATE	OPPONENT	GS	MIN	FG	%	3FG	%	FT	%	O	D	T	AVG	PF	A	TO	B	S	PT
11/09	Houston Baptist		14	5-8	.625	0-0	.000	2-4	.500	1	2	3	3.0	3	0	3	1	0	12
11/17	at Tulane		4	0-0	.000	0-0	.000	0-0	.000	0	0	0	1.5	3	0	1	0	0	0
11/21	UNC		9	0-1	.000	0-0	.000	0-2	.000	1	2	3	2.0	1	1	0	0	0	0
11/26	at St. Mary's		6	1-2	.500	0-0	.000	0-0	.000	1	2	3	2.3	1	0	2	0	1	2
11/27	vs. Cal Baptist		1	0-0	.000	0-0	.000	0-0	.000	0	0	0	1.8	0	1	1	0	0	0
12/01	Southeastern Louisiana		4	0-0	.000	0-0	.000	0-0	.000	0	0	0	1.5	1	0	1	0	0	0
12/05	Florida		11	2-4	.500	0-0	.000	0-0	.000	0	2	2	1.6	1	1	2	1	0	4
12/12	Texas A&M		8	1-2	.500	0-0	.000	0-0	.000	2	1	3	1.8	0	0	1	1	0	2
01/02	SMU		15	6-9	.667	0-0	.000	0-2	.000	1	3	4	2.0	1	1	2	2	1	12
01/08	at Iowa State		8	0-2	.000	0-0	.000	0-0	.000	1	1	2	2.0	2	1	3	0	0	0
01/10	Kansas		-	-	-	-	-	-	-	DNP	-	-	-	-	-	-	-	-	-
01/12	Oklahoma State		1	0-0	.000	0-0	.000	0-0	.000	0	0	0	1.8	1	1	0	0	0	0
01/15	at Oklahoma		4	1-1	1.000	0-0	.000	1-2	.500	0	0	0	1.7	1	0	0	0	0	3
01/19	Texas Tech		2	0-0	.000	0-0	.000	0-0	.000	0	1	1	1.6	1	0	0	0	0	0
01/22	Texas		4	0-0	.000	0-0	.000	0-2	.000	0	0	0	1.5	0	0	0	0	0	0
01/25	at West Virginia		7	1-1	1.000	0-0	.000	1-2	.500	0	1	1	1.5	3	0	0	1	0	3
01/29	at Kansas State																		
02/02	West Virginia																		
02/05	at Kansas																		
02/09	at Oklahoma State																		
02/12	Iowa State																		
02/16	at Baylor																		
02/19	Baylor																		
02/23	Oklahoma																		
02/26	at Texas																		
03/02	at Texas Tech																		
03/05	Kansas State																		

**KAYLA MOKWUAH'S SEASON/CAREER HIGHS**

<b>POINTS</b>	2021-22: 12 (2x) last, SMU (01/02/22)	<b>BLOCKS</b>	2021-22: 2 SMU (01/02/22)
Career: 18 (2x) last, Rhode Island (02/25/20)*	Career: 3 at Kansas State (03/01/21)		
<b>REBOUNDS</b>	2021-22: 4 SMU (01/02/22)	<b>STEALS</b>	2021-22: 1 (2x) last, SMU (01/02/22)
Career: 16 at UMass (02/20/19)	Career: 4 at Memphis (11/17/19)*		
<b>ASSISTS</b>	2021-22: 1 (5x) last, at Iowa State (01/08/22)	* - at George Washington	
Career: 4 at George Mason (01/04/20)			

**KAYLA MOKWUAH'S CAREER STATISTICS**

SEASON	TEAM	GP-GS	MIN/AVG	Field Goals		3-Point		F-Throws		Rebounds				PF-FO				Scoring		
				FG-FGA	FG%	3FG-3FGA	3FG%	FT-FTA	FT%	OFF	DEF	TOT	AVG	PF	FO	A	TO	BLK	STL	PTS
2018-19	GWU	29-6	424/14.6	77-165	.467	0-0	.000	35-55	.636	39	68	107	3.7	44-1	19	52	24	7	189	6.5
2019-20	GWU	30-6	530/17.7	106-220	.482	0-2	.000	33-49	.673	38	97	135	4.5	84-1	24	55	28	17	245	8.2
2020-21	TCU	25-5	255/10.2	40-90	.444	0-0	.000	8-12	.667	25	25	50	2.0	52-1	8	23	15	7	88	3.5
2021-22	TCU	15-0	100/6.7	17-30	.567	0-0	.000	4-14	.286	7	15	22	1.5	19-0	6	16	6	2	38	2.5
<b>TOTAL FOR TCU</b>		<b>40-5</b>	<b>355/8.9</b>	<b>57-120</b>	<b>.475</b>	<b>0-0</b>	<b>.000</b>	<b>12-26</b>	<b>.462</b>	<b>32</b>	<b>40</b>	<b>72</b>	<b>1.8</b>	<b>71-1</b>	<b>14</b>	<b>39</b>	<b>21</b>	<b>9</b>	<b>126</b>	<b>3.2</b>
<b>TOTAL</b>		<b>99-17</b>	<b>1308/13.2</b>	<b>240-505</b>	<b>.475</b>	<b>0-2</b>	<b>.000</b>	<b>80-130</b>	<b>.615</b>	<b>109</b>	<b>205</b>	<b>314</b>	<b>3.2</b>	<b>199-3</b>	<b>57</b>	<b>146</b>	<b>73</b>	<b>33</b>	<b>560</b>	<b>5.7</b>





**PATRICIA MORRIS**

6-7 | F | SR.

DUARTE, CALIF. | DUARTE HIGH SCHOOL (OREGON STATE)

**32**



**PATRICIA MORRIS' 2021-22 GAME-BY-GAME STATISTICS**

DATE	OPPONENT	GS	MIN	FG	%	3FG	%	FT	%	O	D	T	AVG	PF	A	TO	B	S	PT
11/09	Houston Baptist	*	12	3-4	.750	0-0	.000	1-2	.500	2	0	2	2.0	1	1	2	0	0	7
11/17	at Tulane	*	22	1-3	.333	0-0	.000	2-4	.500	2	3	5	3.5	5	0	0	2	0	4
11/21	UNC	*	10	0-0	.000	0-0	.000	0-0	.000	0	0	0	2.3	1	0	0	0	0	0
11/26	at St. Mary's	*	15	4-7	.571	0-0	.000	0-0	.000	1	4	5	3.0	2	0	3	1	1	8
11/27	vs. Cal Baptist	*	8	1-3	.333	0-0	.000	0-0	.000	0	1	1	2.6	1	0	2	0	0	2
12/01	Southeastern Louisiana	*	5	0-0	.000	0-0	.000	0-0	.000	0	0	0	2.2	1	0	0	0	0	0
12/05	Florida	*	6	0-1	.000	0-0	.000	0-0	.000	1	1	2	2.1	1	2	0	0	0	0
12/12	Texas A&M	*	13	3-4	.750	0-0	.000	1-2	.500	4	2	6	2.6	5	2	3	0	0	7
01/02	SMU	*	12	1-3	.333	0-0	.000	0-0	.000	2	3	5	2.9	1	0	1	0	0	2
01/08	at Iowa State	*	9	1-2	.500	0-0	.000	1-2	.500	2	2	4	3.0	4	0	1	1	0	3
01/10	Kansas		13	2-3	.667	0-0	.000	0-0	.000	1	0	1	2.8	3	0	2	1	0	4
01/12	Oklahoma State		7	0-0	.000	0-0	.000	0-0	.000	0	1	1	2.7	0	0	0	1	0	0
01/15	at Oklahoma		5	1-1	1.000	0-0	.000	0-0	.000	1	1	2	2.6	1	0	1	0	0	2
01/19	Texas Tech		7	1-1	1.000	0-0	.000	0-0	.000	0	1	1	2.5	2	0	1	0	0	2
01/22	Texas		8	0-3	.000	0-0	.000	0-0	.000	1	2	3	2.5	2	0	0	0	0	0
01/25	at West Virginia		5	0-1	.000	0-0	.000	0-0	.000	0	0	0	2.4	1	0	1	0	0	0
01/29	at Kansas State																		
02/02	West Virginia																		
02/05	at Kansas																		
02/09	at Oklahoma State																		
02/12	Iowa State																		
02/16	at Baylor																		
02/19	Baylor																		
02/23	Oklahoma																		
02/26	at Texas																		
03/02	at Texas Tech																		
03/05	Kansas State																		

**PATRICIA MORRIS' SEASON/CAREER HIGHS**

<b>POINTS</b>	2021-22: 8 at St. Mary's (11/26/21)	<b>BLOCKS</b>	2021-22: 2 at Tulane (11/17/21)
Career: 13 California (01/17/20)*	Career: 3 (2x) last, at Kansas (02/07/21)		
<b>REBOUNDS</b>	2021-22: 6 Texas A&M (12/12/21)	<b>STEALS</b>	2021-22: 1 at St. Mary's (11/26/21)
Career: 6 Texas A&M (12/12/21)	Career: 1 (3x) last, at St. Mary's (11/26/21)		
<b>ASSISTS</b>	2021-22: 2 (2x) last, Texas A&M (12/12/21)	* - at Oregon State	
Career: 2 (2x) last, Texas A&M (12/12/21)			

**PATRICIA MORRIS' CAREER STATISTICS**

SEASON	TEAM	GP-GS	MIN/AVG	Field Goals		3-Point		F-Throws		Rebounds				Scoring						
				FG-FGA	FG%	3FG-3FGA	3FG%	FT-FTA	FT%	OFF	DEF	TOT	AVG	PF-FO	A	TO	BLK	STL	PTS	AVG
2018-19	OSU	22-0	108/4.9	12-18	.667	0-0	.000	10-15	.667	8	22	30	1.4	22-0	0	7	7	1	34	1.5
2019-20	OSU	24-0	162/6.8	20-33	.606	0-1	.000	15-19	.789	11	25	36	1.5	17-0	0	6	10	0	55	2.3
2020-21	TCU	16-4	145/9.1	13-23	.565	0-0	.000	17-20	.850	8	22	30	1.9	37-2	0	19	12	1	43	2.7
2021-22	TCU	16-10	156/9.7	18-36	.500	0-0	.000	5-10	.500	17	21	38	2.4	31-2	5	17	6	1	41	2.6
<b>TOTAL FOR TCU</b>	<b>32-14</b>	<b>301/9.4</b>	<b>31-59</b>	<b>.525</b>	<b>0-0</b>	<b>.000</b>	<b>22-30</b>	<b>.733</b>	<b>25</b>	<b>43</b>	<b>68</b>	<b>2.1</b>	<b>68-4</b>	<b>5</b>	<b>36</b>	<b>18</b>	<b>2</b>	<b>84</b>	<b>2.6</b>	
<b>TOTAL</b>	<b>78-14</b>	<b>572/7.3</b>	<b>63-110</b>	<b>.573</b>	<b>0-1</b>	<b>.000</b>	<b>47-64</b>	<b>.734</b>	<b>44</b>	<b>90</b>	<b>134</b>	<b>1.7</b>	<b>107-4</b>	<b>5</b>	<b>49</b>	<b>35</b>	<b>3</b>	<b>173</b>	<b>2.2</b>	





TCU BASKETBALL COMBINED STATISTICS



2021-22 TCU Women's Basketball  
Combined Team Statistics  
All games

Game Records

Record	Overall	Home	Away	Neutral
ALL GAMES	6-10	5-5	1-4	0-1
CONFERENCE	2-5	2-2	0-3	0-0
NON-CONFERENCE	4-5	3-3	1-1	0-1

Score by Periods

Team	1st	2nd	3rd	4th	OT	TOT
TCU	212	238	285	259	12	1006
Opponents	273	272	284	289	22	1140

Team Box Score

No.	Player	Total			3-Point			F-Throw		Rebounds				Other Stats								
		GP-GS	MIN	AVG	FG-FGA	FG%	3FG-3FGA	3FG%	FT-FTA	FT%	OFF	DEF	TOT	AVG	PF	DQ	A	TO	BLK	STL	PTS	AVG
20	HEARD, Lauren	16-16	523:54	32.7	75-217	.346	8-33	.242	91-120	.758	24	79	103	6.4	41	1	65	67	2	25	249	15.6
4	ADIKI, Okako	16-15	365:58	22.9	55-126	.437	26-66	.394	18-20	.900	29	48	77	4.8	50	1	18	27	1	14	154	9.6
13	DIGGS, Tavy	16-4	283:57	17.7	50-115	.435	1-11	.091	21-37	.568	12	48	60	3.8	30	1	27	37	5	19	122	7.6
5	MORRIS, Yummy	16-5	326:11	20.4	47-101	.465	0-0	.000	15-24	.625	24	44	68	4.3	37	1	31	30	11	7	109	6.8
15	HOLMES, Aja	14-3	286:19	20.5	29-79	.367	23-67	.343	9-11	.818	3	12	15	1.1	3	0	3	2	0	1	90	6.4
23	BERRY, Michelle	15-12	432:39	28.8	36-115	.313	12-56	.214	9-13	.692	14	63	77	5.1	18	0	24	16	1	11	93	6.2
1	JACKSON, Aahliyah	16-14	438:52	27.4	17-59	.288	7-36	.194	6-9	.667	3	42	45	2.8	38	0	31	17	3	13	47	2.9
2	MANUMALEUGA, Tara	13-1	157:55	12.1	13-60	.217	5-40	.125	4-7	.571	3	12	15	1.2	9	0	9	18	2	9	35	2.7
32	MORRIS, Patricia	16-10	155:35	9.7	18-36	.500	0-0	.000	5-10	.500	17	21	38	2.4	31	2	5	17	6	1	41	2.6
24	MOKWUAH, Kayla	15-0	100:25	6.7	17-30	.567	0-0	.000	4-14	.286	7	15	22	1.5	19	0	6	16	6	2	38	2.5
0	GERMOND, Caroline	10-0	82:59	8.3	4-17	.235	4-11	.364	1-2	.500	1	10	11	1.1	12	0	6	9	0	4	13	1.3
10	BRADLEY, Paige	12-0	95:15	7.9	5-27	.185	3-17	.176	2-2	1.000	3	7	10	0.8	10	0	3	4	0	2	15	1.3
Team											28	28	56					5				
<b>Total</b>		<b>16</b>	<b>3250</b>		<b>366-982</b>	<b>.373</b>	<b>89-337</b>	<b>.264</b>	<b>185-269</b>	<b>.688</b>	<b>168</b>	<b>429</b>	<b>597</b>	<b>37.3</b>	<b>298</b>	<b>6</b>	<b>228</b>	<b>265</b>	<b>37</b>	<b>108</b>	<b>1006</b>	<b>62.9</b>
<b>Opponents</b>		<b>16</b>	<b>3250</b>		<b>429-1028</b>	<b>.417</b>	<b>107-309</b>	<b>.346</b>	<b>175-245</b>	<b>.714</b>	<b>175</b>	<b>459</b>	<b>634</b>	<b>39.6</b>	<b>272</b>	<b>4</b>	<b>263</b>	<b>249</b>	<b>54</b>	<b>122</b>	<b>1140</b>	<b>71.3</b>

Team Statistics

	TCU	OPP
<b>Scoring</b>	<b>1006</b>	<b>1140</b>
Points per game	62.9	71.3
Scoring margin	-8.4	-
<b>Field goals-att</b>	<b>366-982</b>	<b>429-1028</b>
Field goal pct	.373	.417
<b>3 point fg-att</b>	<b>89-337</b>	<b>107-309</b>
3-point FG pct	.264	.346
3-pt FG made per game	5.6	6.7
<b>Free throws-att</b>	<b>185-269</b>	<b>175-245</b>
Free throw pct	.688	.714
F-Throws made per game	11.6	10.9
<b>Rebounds</b>	<b>597</b>	<b>634</b>
Rebounds per game	37.3	39.6
Rebounding margin	-2.3	-
<b>Assists</b>	<b>228</b>	<b>263</b>
Assists per game	14.3	16.4
<b>Turnovers</b>	<b>265</b>	<b>249</b>
Turnovers per game	16.6	15.6
Turnover margin	-1.0	-
Assist/turnover ratio	0.9	1.1
<b>Steals</b>	<b>108</b>	<b>122</b>
Steals per game	6.8	7.6
<b>Blocks</b>	<b>37</b>	<b>54</b>
Blocks per game	2.3	3.4
<b>Winning streak</b>	<b>0</b>	<b>-</b>
Home win streak	0	-
<b>Attendance</b>	<b>17324</b>	<b>13345</b>
Home games-Avg/Game	10-1732	5-2669
Neutral site-Avg/Game	-	1-138

Team Results

Date	Opponent		Score	Att.
11/09/2021	Houston Baptist	W	78-48	1310
11/17/2021	at Tulane	Lot2	78-88	438
11/21/2021	North Carolina	L	46-79	2483
11/26/2021	at Saint Mary's (CA)	W	72-68	304
11/27/2021	vs California Baptist	L	77-91	138
12/01/2021	Southeastern La.	W	55-46	1291
12/05/2021	Florida	L	54-63	1468
12/12/2021	Texas A&M	W	87-75	2371
01/02/2022	SMU	L	53-79	1461
01/08/2022	at Iowa St.	L	47-78	9017
01/10/2022	Kansas	L	72-78	1370
01/12/2022	Oklahoma St.	W	64-63	1398
01/15/2022	at Oklahoma	L	71-100	2460
01/19/2022	Texas Tech	W	51-50	1944
01/22/2022	Texas	L	47-68	2228
01/25/2022	at West Virginia	L	54-66	1126





**OVERALL STATISTICS**

**Game Records**

Record	Overall	Home	Away	Neutral
ALL GAMES	6-10	5-5	1-4	0-1
CONFERENCE	2-5	2-2	0-3	0-0
NON-CONFERENCE	4-5	3-3	1-1	0-1

**Team Box Score**

No.	Player	Total				3-Point		F-Throw		Rebounds				Other Stats								
		GP-GS	MIN	AVG	FG-FGA	FG%	3FG-3FGA	3FG%	FT-FTA	FT%	OFF	DEF	TOT	AVG	PF	DQ	A	TO	BLK	STL	PTS	AVG
20	HEARD, Lauren	16-16	523:54	32.7	75-217	.346	8-33	.242	91-120	.758	24	79	103	6.4	41	1	65	67	2	25	249	15.6
4	ADIKA, Okako	16-15	365:58	22.9	55-126	.437	26-66	.394	18-20	.900	29	48	77	4.8	50	1	18	27	1	14	154	9.6
13	DIGGS, Tavy	16-4	283:57	17.7	50-115	.435	1-11	.091	21-37	.568	12	48	60	3.8	30	1	27	37	5	19	122	7.6
5	MORRIS, Yummy	16-5	326:11	20.4	47-101	.465	0-0	.000	15-24	.625	24	44	68	4.3	37	1	31	30	11	7	109	6.8
15	HOLMES, Aja	14-3	286:19	20.5	29-79	.367	23-67	.343	9-11	.818	3	12	15	1.1	3	0	3	2	0	1	90	6.4
23	BERRY, Michelle	15-12	432:39	28.8	36-115	.313	12-56	.214	9-13	.692	14	63	77	5.1	18	0	24	16	1	11	93	6.2
1	JACKSON, Aahliyah	16-14	438:52	27.4	17-59	.288	7-36	.194	6-9	.667	3	42	45	2.8	38	0	31	17	3	13	47	2.9
2	MANUMALEUGA, Tara	13-1	157:55	12.1	13-60	.217	5-40	.125	4-7	.571	3	12	15	1.2	9	0	9	18	2	9	35	2.7
32	MORRIS, Patricia	16-10	155:35	9.7	18-36	.500	0-0	.000	5-10	.500	17	21	38	2.4	31	2	5	17	6	1	41	2.6
24	MOKWUAH, Kayla	15-0	100:25	6.7	17-30	.567	0-0	.000	4-14	.286	7	15	22	1.5	19	0	6	16	6	2	38	2.5
0	GERMOND, Caroline	10-0	82:59	8.3	4-17	.235	4-11	.364	1-2	.500	1	10	11	1.1	12	0	6	9	0	4	13	1.3
10	BRADLEY, Paige	12-0	95:15	7.9	5-27	.185	3-17	.176	2-2	1.000	3	7	10	0.8	10	0	3	4	0	2	15	1.3
Team											28	28	56				5					
<b>Total</b>		<b>16</b>	<b>3250</b>		<b>366-982</b>	<b>.373</b>	<b>89-337</b>	<b>.264</b>	<b>185-269</b>	<b>.688</b>	<b>168</b>	<b>429</b>	<b>597</b>	<b>37.3</b>	<b>298</b>	<b>6</b>	<b>228</b>	<b>265</b>	<b>37</b>	<b>108</b>	<b>1006</b>	<b>62.9</b>
<b>Opponents</b>		<b>16</b>	<b>3250</b>		<b>429-1028</b>	<b>.417</b>	<b>107-309</b>	<b>.346</b>	<b>175-245</b>	<b>.714</b>	<b>175</b>	<b>459</b>	<b>634</b>	<b>39.6</b>	<b>272</b>	<b>4</b>	<b>263</b>	<b>249</b>	<b>54</b>	<b>122</b>	<b>1140</b>	<b>71.3</b>

**Score by Periods**

Team	1st	2nd	3rd	4th	OT	TOT
TCU	212	238	285	259	12	1006
Opponents	273	272	284	289	22	1140

**2021-22 BIG 12 ONLY STATISTICS**

**Game Records**

Record	Overall	Home	Away	Neutral
ALL GAMES	2-5	2-2	0-3	0-0
CONFERENCE	2-5	2-2	0-3	0-0
NON-CONFERENCE	0-0	0-0	0-0	0-0

**Score by Periods**

Team	1st	2nd	3rd	4th	OT	TOT
TCU	67	104	134	101	0	406
Opponents	125	133	132	113	0	503

**Team Box Score**

No.	Player	Total				3-Point		F-Throw		Rebounds				Other Stats								
		GP-GS	MIN	AVG	FG-FGA	FG%	3FG-3FGA	3FG%	FT-FTA	FT%	OFF	DEF	TOT	AVG	PF	DQ	A	TO	BLK	STL	PTS	AVG
20	HEARD, Lauren	7-7	239:43	34.2	27-83	.325	2-10	.200	38-51	.745	11	30	41	5.9	19	0	31	33	1	9	94	13.4
4	ADIKA, Okako	7-7	183:08	26.2	28-67	.418	16-41	.390	11-13	.846	11	30	41	5.9	23	1	6	18	0	4	83	11.9
13	DIGGS, Tavy	7-3	117:36	16.8	27-55	.491	1-5	.200	8-17	.471	5	18	23	3.3	17	1	11	19	2	11	63	9.0
23	BERRY, Michelle	7-5	202:47	29.0	19-53	.358	5-26	.192	3-4	.750	3	27	30	4.3	6	0	11	12	0	4	46	6.6
5	MORRIS, Yummy	7-5	145:23	20.8	20-44	.455	0-0	.000	2-6	.333	9	20	29	4.1	13	0	18	17	7	5	42	6.0
15	HOLMES, Aja	7-2	150:05	21.4	11-33	.333	8-26	.308	3-3	1.000	1	7	8	1.1	1	0	0	2	0	0	33	4.7
1	JACKSON, Aahliyah	7-5	172:18	24.6	6-21	.286	1-11	.091	4-6	.667	0	12	12	1.7	16	0	11	6	1	3	17	2.4
32	MORRIS, Patricia	7-1	53:10	7.6	5-11	.455	0-0	.000	1-2	.500	5	7	12	1.7	13	0	0	6	3	0	11	1.6
0	GERMOND, Caroline	5-0	37:09	7.4	2-10	.200	2-6	.333	0-0	.000	1	4	5	1.0	7	0	4	2	0	2	6	1.2
24	MOKWUAH, Kayla	6-0	25:25	4.2	2-4	.500	0-0	.000	2-6	.333	1	3	4	0.7	8	0	2	3	1	0	6	1.0
2	MANUMALEUGA, Tara	4-0	46:59	11.7	1-11	.091	0-7	.000	1-1	1.000	0	2	2	0.5	1	0	3	4	1	2	3	0.8
10	BRADLEY, Paige	5-0	26:16	5.3	1-7	.143	0-5	.000	0-0	.000	1	1	2	0.4	4	0	1	1	0	0	2	0.4
Team											14	12	26				2					
<b>Total</b>		<b>7</b>	<b>1400</b>		<b>149-399</b>	<b>.373</b>	<b>35-137</b>	<b>.255</b>	<b>73-109</b>	<b>.670</b>	<b>62</b>	<b>173</b>	<b>235</b>	<b>33.6</b>	<b>128</b>	<b>2</b>	<b>98</b>	<b>125</b>	<b>16</b>	<b>40</b>	<b>406</b>	<b>58.0</b>
<b>Opponents</b>		<b>7</b>	<b>1400</b>		<b>192-448</b>	<b>.429</b>	<b>47-122</b>	<b>.385</b>	<b>72-97</b>	<b>.742</b>	<b>73</b>	<b>191</b>	<b>264</b>	<b>37.7</b>	<b>116</b>	<b>2</b>	<b>123</b>	<b>103</b>	<b>28</b>	<b>56</b>	<b>503</b>	<b>71.9</b>





TCU BASKETBALL SEASON/CAREER STATISTICS



2021-22 TCU Women's Basketball  
Season/Career Statistics  
All games

Summary

Player	Season Statistics										Career Statistics									
	GP-GS	MIN/G	FG%	3FG%	FT%	R/G	A/G	STL	BLK	PTS/G	GP-GS	MIN/G	FG%	3FG%	FT%	R/G	A/G	STL	BLK	PTS/G
ADIKA, Okako	16-15	22.9	.437	.394	.900	4.8	1.1	14	1	9.6	16-15	22.9	.437	.394	.900	4.8	1.1	14	1	9.6
BERRY, Michelle	15-12	28.8	.313	.214	.692	5.1	1.6	11	1	6.2	69-35	27.4	.353	.291	.714	5.7	1.4	57	10	6.8
BRADLEY, Paige	12-0	7.9	.185	.176	1.000	0.8	0.3	2	0	1.3	12-0	7.9	.185	.176	1.000	0.8	0.3	2	0	1.3
DIGGS, Tavy	16-4	17.7	.435	.091	.568	3.8	1.7	19	5	7.6	53-16	16.4	.476	.194	.603	3.1	1.3	37	12	7.0
GERMOND, Caroline	10-0	8.3	.235	.364	.500	1.1	0.6	4	0	1.3	35-13	18.7	.270	.243	.583	1.8	2.4	24	3	3.0
HEARD, Lauren	16-16	32.7	.346	.242	.758	6.4	4.1	25	2	15.6	141-110	28.4	.370	.303	.726	5.2	3.4	251	11	13.0
HOLMES, Aja	14-3	20.5	.367	.343	.818	1.1	0.2	1	0	6.4	39-7	19.7	.355	.332	.857	0.9	0.4	9	1	5.9
JACKSON, Aahliyah	16-14	27.4	.288	.194	.667	2.8	1.9	13	3	2.9	40-38	27.7	.298	.287	.580	3.0	1.5	35	15	4.5
MANUMALEUGA, Tara	13-1	12.1	.217	.125	.571	1.2	0.7	9	2	2.7	13-1	12.1	.217	.125	.571	1.2	0.7	9	2	2.7
MOKWUAH, Kayla	15-0	6.7	.567	.000	.286	1.5	0.4	2	6	2.5	40-5	8.9	.475	.000	.462	1.8	0.4	9	21	3.2
MORRIS, Patricia	16-10	9.7	.500	.000	.500	2.4	0.3	1	6	2.6	32-14	9.4	.525	.000	.733	2.1	0.2	2	18	2.6
MORRIS, Yummy	16-5	20.4	.465	.000	.625	4.3	1.9	7	11	6.8	95-21	13.0	.474	.000	.750	3.3	0.6	36	66	4.9

Scoring

Player	Season Statistics								Career Statistics							
	FG-FGA	FG%	3FG-3FGA	3FG%	FT-FTA	FT%	PTS	PTS/G	FG-FGA	FG%	3FG-3FGA	3FG%	FT-FTA	FT%	PTS	PTS/G
ADIKA, Okako	55-126	.437	26-66	.394	18-20	.900	154	9.6	55-126	.437	26-66	.394	18-20	.900	154	9.6
BERRY, Michelle	36-115	.313	12-56	.214	9-13	.692	93	6.2	175-496	.353	66-227	.291	55-77	.714	471	6.8
BRADLEY, Paige	5-27	.185	3-17	.176	2-2	1.000	15	1.3	5-27	.185	3-17	.176	2-2	1.000	15	1.3
DIGGS, Tavy	50-115	.435	1-11	.091	21-37	.568	122	7.6	161-338	.476	6-31	.194	44-73	.603	372	7.0
GERMOND, Caroline	4-17	.235	4-11	.364	1-2	.500	13	1.3	40-148	.270	17-70	.243	7-12	.583	104	3.0
HEARD, Lauren	75-217	.346	8-33	.242	91-120	.758	249	15.6	572-1545	.370	121-400	.303	575-792	.726	1840	13.0
HOLMES, Aja	29-79	.367	23-67	.343	9-11	.818	90	6.4	75-211	.355	62-187	.332	18-21	.857	230	5.9
JACKSON, Aahliyah	17-59	.288	7-36	.194	6-9	.667	47	2.9	59-198	.298	33-115	.287	29-50	.580	180	4.5
MANUMALEUGA, Tara	13-60	.217	5-40	.125	4-7	.571	35	2.7	13-60	.217	5-40	.125	4-7	.571	35	2.7
MOKWUAH, Kayla	17-30	.567	0-0	.000	4-14	.286	38	2.5	57-120	.475	0-0	.000	12-26	.462	126	3.2
MORRIS, Patricia	18-36	.500	0-0	.000	5-10	.500	41	2.6	31-59	.525	0-0	.000	22-30	.733	84	2.6
MORRIS, Yummy	47-101	.465	0-0	.000	15-24	.625	109	6.8	184-388	.474	0-0	.000	93-124	.750	461	4.9

Totals

Player	Season Statistics								Career Statistics							
	O-REB	D-REB	TOTAL	PF	FO	A	TO	A/TO	O-REB	D-REB	TOTAL	PF	FO	A	TO	A/TO
ADIKA, Okako	29	48	77	50	1	18	27	0.7	29	48	77	50	1	18	27	0.7
BERRY, Michelle	14	63	77	18	0	24	16	1.5	90	305	395	103	1	94	99	0.9
BRADLEY, Paige	3	7	10	10	0	3	4	0.8	3	7	10	10	0	3	4	0.8
DIGGS, Tavy	12	48	60	30	1	27	37	0.7	38	126	164	102	4	68	86	0.8
GERMOND, Caroline	1	10	11	12	0	6	9	0.7	11	51	62	76	0	84	48	1.8
HEARD, Lauren	24	79	103	41	1	65	67	1.0	177	561	738	325	4	477	407	1.2
HOLMES, Aja	3	12	15	3	0	3	2	1.5	4	30	34	32	0	15	18	0.8
JACKSON, Aahliyah	3	42	45	38	0	31	17	1.8	18	102	120	101	1	60	48	1.3
MANUMALEUGA, Tara	3	12	15	9	0	9	18	0.5	3	12	15	9	0	9	18	0.5
MOKWUAH, Kayla	7	15	22	19	0	6	16	0.4	32	40	72	71	1	14	39	0.4
MORRIS, Patricia	17	21	38	31	2	5	17	0.3	25	43	68	68	4	5	36	0.1
MORRIS, Yummy	24	44	68	37	1	31	30	1.0	116	194	310	164	2	58	118	0.5





TCU BASKETBALL GAME-BY-GAME STATISTICS



2021-22 TCU Women's Basketball  
Team Game-by-Game  
All games

Page 1/1  
as of Jan 26, 2022

Opponent	Date	Score		Total		3-Pointers		Free throws		Rebounds										
				FG-FGA	PCT	3FG-3FGA	PCT	FT-FTA	PCT	OFF	DEF	TOT	AVG	PF	A	TO	BLK	STL	PTS	AVG
Houston Baptist	11/09/2021	78-48	W	30-80	.375	4-25	.160	14-19	.737	21	37	58	58.0	19	18	16	3	14	78	78.0
at Tulane	11/17/2021	78-88	Lot2	27-83	.325	8-29	.276	16-24	.667	15	35	50	54.0	25	15	10	2	8	78	78.0
North Carolina	11/21/2021	46-79	L	18-56	.321	4-24	.167	6-11	.545	4	23	27	45.0	22	6	13	1	5	46	67.3
at Saint Mary's (CA)	11/26/2021	72-68	W	26-66	.394	6-22	.273	14-26	.538	13	25	38	43.3	16	15	10	3	13	72	68.5
vs California Baptist	11/27/2021	77-91	L	29-75	.387	4-16	.250	15-16	.938	15	29	44	43.4	17	13	13	0	3	77	70.2
Southeastern La.	12/01/2021	55-46	W	19-52	.365	10-30	.333	7-12	.583	8	27	35	42.0	11	16	15	4	5	55	67.7
Florida	12/05/2021	54-63	L	20-52	.385	3-8	.375	11-13	.846	6	24	30	40.3	16	14	23	3	9	54	65.7
Texas A&M	12/12/2021	87-75	W	27-59	.458	8-23	.348	25-32	.781	18	27	45	40.9	27	16	27	2	6	87	68.4
SMU	01/02/2022	53-79	L	21-60	.350	7-23	.304	4-7	.571	6	29	35	40.2	17	17	13	3	5	53	66.7
at Iowa St.	01/08/2022	47-78	L	20-73	.274	5-27	.185	2-9	.222	15	26	41	40.3	25	12	14	3	4	47	64.7
Kansas	01/10/2022	72-78	L	27-64	.422	8-26	.308	10-11	.909	12	20	32	39.5	14	19	15	2	5	72	65.4
Oklahoma St.	01/12/2022	64-63	W	23-48	.479	4-13	.308	14-21	.667	4	33	37	39.3	18	14	18	3	10	64	65.3
at Oklahoma	01/15/2022	71-100	L	27-70	.386	3-20	.150	14-20	.700	12	20	32	38.8	21	13	20	1	10	71	65.7
Texas Tech	01/19/2022	51-50	W	20-54	.370	5-16	.313	6-7	.857	7	27	34	38.4	15	15	17	1	3	51	64.6
Texas	01/22/2022	47-68	L	16-46	.348	4-14	.286	11-18	.611	9	28	37	38.3	19	13	19	2	4	47	63.5
at West Virginia	01/25/2022	54-66	L	16-44	.364	6-21	.286	16-23	.696	3	19	22	37.3	16	12	22	4	4	54	62.9
<b>Total</b>		<b>1006</b>		<b>366-982</b>	<b>.373</b>	<b>89-337</b>	<b>.264</b>	<b>185-269</b>	<b>.688</b>	<b>168</b>	<b>429</b>	<b>597</b>	<b>37.3</b>	<b>298</b>	<b>228</b>	<b>265</b>	<b>37</b>	<b>108</b>	<b>1006</b>	<b>62.9</b>
Opponents		1140		429-1028	.417	107-309	.346	175-245	.714	175	459	634	39.6	272	263	249	54	122	1140	71.3

TCU Averages

Games Played	Points/game	FG Pct	3FG Pct	FT Pct	Rebounds/game	Assists/game	Turnovers/game	Assist/Turnover ratio	Steals/game	Blocks/game
16	62.9	37.3	26.4	68.8	37.3	14.3	16.6	0.9	6.8	2.3





## TCU BASKETBALL OPPONENT GAME-BY-GAME STATISTICS



2021-22 TCU Women's Basketball  
Opponents Game-by-Game  
All games

Page 1/1  
as of Jan 26, 2022

Opponent	Date	Score		Total		3-Pointers		Free throws		Rebounds				PF	A	TO	BLK	STL	PTS	AVG
				FG-FGA	PCT	3FG-3FGA	PCT	FT-FTA	PCT	OFF	DEF	TOT	AVG							
Houston Baptist	11/09/2021	78-48	W	20-64	.313	4-16	.250	4-12	.333	8	27	35	35.0	17	10	25	2	6	48	48.0
at Tulane	11/17/2021	78-88	Lot2	31-82	.378	9-31	.290	17-23	.739	20	45	65	50.0	17	19	15	3	4	88	68.0
North Carolina	11/21/2021	46-79	L	27-68	.397	7-18	.389	18-23	.783	20	35	55	51.7	14	6	14	4	7	79	71.7
at Saint Mary's (CA)	11/26/2021	72-68	W	23-56	.411	9-30	.300	13-16	.813	9	30	39	48.5	24	18	22	3	5	68	70.8
vs California Baptist	11/27/2021	77-91	L	34-65	.523	16-34	.471	7-10	.700	4	30	34	45.6	19	22	13	5	6	91	74.8
Southeastern La.	12/01/2021	55-46	W	21-54	.389	4-14	.286	0-2	.000	6	25	31	43.2	14	11	17	0	6	46	70.0
Florida	12/05/2021	54-63	L	24-62	.387	2-18	.111	13-14	.929	13	25	38	42.4	15	18	17	5	15	63	69.0
Texas A&M	12/12/2021	87-75	W	26-60	.433	3-13	.231	20-29	.690	9	17	26	40.4	26	14	17	2	9	75	69.8
SMU	01/02/2022	53-79	L	31-69	.449	6-13	.462	11-19	.579	13	34	47	41.1	10	22	6	2	8	79	70.8
at Iowa St.	01/08/2022	47-78	L	26-59	.441	5-21	.238	21-24	.875	8	41	49	41.9	14	13	13	6	4	78	71.5
Kansas	01/10/2022	72-78	L	31-64	.484	8-14	.571	8-10	.800	12	26	38	41.5	12	17	17	4	7	78	72.1
Oklahoma St.	01/12/2022	64-63	W	23-58	.397	9-17	.529	8-13	.615	4	24	28	40.4	21	16	18	3	9	63	71.3
at Oklahoma	01/15/2022	71-100	L	37-69	.536	11-25	.440	15-21	.714	7	25	32	39.8	19	26	18	2	7	100	73.5
Texas Tech	01/19/2022	51-50	W	22-64	.344	1-7	.143	5-8	.625	12	26	38	39.6	12	17	11	6	12	50	71.9
Texas	01/22/2022	47-68	L	27-69	.391	4-14	.286	10-15	.667	16	27	43	39.9	18	16	8	3	8	68	71.6
at West Virginia	01/25/2022	54-66	L	26-65	.400	9-24	.375	5-6	.833	14	22	36	39.6	20	18	18	4	9	66	71.3
<b>Total</b>		<b>1140</b>		<b>429-1028</b>	<b>.417</b>	<b>107-309</b>	<b>.346</b>	<b>175-245</b>	<b>.714</b>	<b>175</b>	<b>459</b>	<b>634</b>	<b>39.6</b>	<b>272</b>	<b>263</b>	<b>249</b>	<b>54</b>	<b>122</b>	<b>1140</b>	<b>71.3</b>
TCU		1006		366-982	.373	89-337	.264	185-269	.688	168	429	597	37.3	298	228	265	37	108	1006	62.9

## Opponents Averages

Games Played	Points/game	FG Pct	3FG Pct	FT Pct	Rebounds/game	Assists/game	Turnovers/game	Assist/Turnover ratio	Steals/game	Blocks/game
16	71.3	41.7	34.6	71.4	39.6	16.4	15.6	1.1	7.6	3.4





**0 | CAROLINE GERMOND**  
SR | 5-7 | G  
Angers, France



**1 | AAHLIYAH JACKSON**  
GR | 5-10 | G  
Ft. Smith, Ark.



**2 | TARA MANUMALEUGA**  
JR | 5-10 | G  
Queensland, Australia



**3 | MARIAH ROBERTS**  
FR | 5-8 | G  
Arlington, Texas




**4 | OKAKO "KOKO" ADIKA**  
SR | 6-0 | G/F  
Holstebro, Denmark



**5 | YUMMY MORRIS**  
SR | 6-3 | F  
North Little Rock, Ark.



**10 | PAIGE BRADLEY**  
FR | 5-10 | G  
Dallas, Texas



**13 | TAVY DIGGS**  
JR | 6-2 | G  
Richardson, Texas



**14 | EVIE GOETZ**  
FR | 6-1 | F  
Denton, Texas



**15 | AJA HOLMES**  
SO | 5-8 | G  
Cibolo, Texas



**20 | LAUREN HEARD**  
GR | 5-9 | G  
Denton, Texas



**21 | DAIJA TURNER**  
FR | 6-3 | F  
Fayetteville, N.C.



**23 | MICHELLE BERRY**  
GR | 6-2 | F  
Miami, Fla.



**24 | KAYLA MOKWUAH**  
SR | 6-4 | C  
Longmeadow, Mass.



**32 | PATRICIA MORRIS**  
SR | 6-7 | F  
Duarte, Calif.



**RAEGAN PEBLEY**  
Head Coach  
8th Season



**HANNA HOWARD**  
Associate Head Coach  
8th Season



**BRITNEY BROWN**  
Associate Coach  
6th Season



**ABI OLAJUWON**  
Assistant Coach  
4th Season



**LEAH FOSTER**  
Player Dev. Coordinator  
4th Season



**ANGELA GONZAGA**  
Director of Operations  
8th Season



**TAYLOR LARSON**  
Strength & Conditioning Coach  
4th Season



**ALISSA SCHENK**  
Athletic Trainer  
2nd Season



**ADEOLA AKOMOLAFE**  
Graduate Assistant  
1st Season



**KIANNA RAY**  
Graduate Assistant  
1st Season