



# HORNED FROGS

Dameon Myres | Assistant Director of Athletics Communications Office: 817.257.5367 | Cell: 817.897.5331 | E-mail: d.myres@tcu.edu

## GAME 13 | AT #23/25 OKLAHOMA

### 2021-22 SCHEDULE/RESULTS

OVERALL: 5-7 | BIG 12: 1-2  
HOME: 4-4 | AWAY: 1-2 | NEUTRAL: 0-1

| DATE | OPPONENT                  | TIME/RESULTS   |
|------|---------------------------|----------------|
| N9   | HOUSTON BAPTIST           | W, 78-48       |
| N17  | at Tulane                 | L, 78-88 (20T) |
| N21  | NORTH CAROLINA!           | L, 46-79       |
| N26  | at Saint Mary's (Calif.)^ | W, 72-68       |
| N/27 | vs. California Baptist^   | L, 77-91       |
| D1   | SOUTHEASTERN LOUISIANA    | W, 55-46       |
| D5   | FLORIDA\$                 | L, 54-63       |
| D12  | #18 TEXAS A&M             | W, 87-75       |
| D19  | INCARNATE WORD            | CANCELED       |
| D21  | UC RIVERSIDE              | CANCELED       |
| D29  | DAVIDSON                  | CANCELED       |
| J2   | SMU                       | L, 79-53       |
| J8   | at #12 Iowa State*        | L, 47-78       |
| J10  | KANSAS*                   | L, 72-78       |
| J12  | OKLAHOMA STATE*           | W, 64-63       |
| J15  | at #23 Oklahoma*          | 1:30 p.m.      |
| J19  | TEXAS TECH*               | 6:30 P.M.      |
| J22  | TEXAS*                    | 1 P.M.         |
| J25  | at West Virginia*         | 6 p.m.         |
| J29  | at Kansas State*          | 6:30 p.m.      |
| F2   | WEST VIRGINIA*            | 6:30 P.M.      |
| F6   | at Kansas*                | 2 p.m.         |
| F9   | at Oklahoma State*        | 6:30 p.m.      |
| F12  | IOWA STATE*               | 1 P.M.         |
| F16  | at Baylor*                | 7 p.m.         |
| F19  | BAYLOR*                   | 1 P.M.         |
| F23  | OKLAHOMA*                 | 6:30 P.M.      |
| F26  | at Texas*                 | 7 p.m.         |
| M2   | at Texas Tech*            | 7 p.m.         |
| M5   | KANSAS STATE*             | 1 P.M.         |

All times central | Home games in BOLD

\* - Big 12 Conference Game | ! - Maggie Dixon Classic

^ - St. Mary's Thanksgiving Classic | \$ - Big 12/SEC Challenge



### TCU (5-7, 1-2) at #23/25 OKLAHOMA (14-2, 3-1)

Jan. 15, 2022 | 1:30 p.m.

Lloyd Noble Center  
Norman, Okla.



TV: Bally Sports Oklahoma | Talent: Chad McKee, Dan Hughes

Radio: KTCU | Talent: Jeff Williams

Live Stats: SoonerSports.com


Social Media: Twitter, @TCUWBBasketball; Instagram, @TCUWBB

### FAST BREAKS

- TCU registered its first Big 12 Conference win of season on Wednesday, downing Oklahoma State 64-63 at home. The Horned Frogs erased a third-quarter, 14-point deficit on the way to earning the win.
- Saturday's contest at Oklahoma will mark the fourth game played in eight days for the Horned Frogs. TCU opened the haul at Iowa State last Saturday, returned home to host Kansas on Monday and Oklahoma State on Wednesday, and will now travel to Norman, Okla., to wrap-up the four-game stretch.
- Junior **Tavy Diggs** was a jack-of-all-trades in guiding TCU to a win on Wednesday. The Richardson native notched her second double-double of the season with 20 points and 11 rebounds, while dishing out three assists and collecting six steals - which included intercepting a Cowgirls' inbounds pass as time was expiring on the clock.
- Diggs set a season-high with 20 points and tied a season-high with her 11 boards, while setting a new career-high with her six steals in the game.
- Despite opening Wednesday's game against OSU with a 1-of-5 (.200) effort from the field, TCU's offense got rolling in the second quarter and ended up notching a season-best .479 (23-of-48) field goal shooting percentage.

| TCU  | TALE OF THE TAPE   | OU   |
|------|--------------------|------|
| 65.3 | PPG                | 87.6 |
| 71.3 | OPP. PPG           | 74.8 |
| .374 | FG PCT.            | .442 |
| .417 | OPP. FG PCT.       | .402 |
| .267 | 3PT FG PCT.        | .358 |
| .343 | OPP. 3PT FG PCT.   | .297 |
| .687 | FT PCT.            | .760 |
| 39.3 | REBOUNDS/GAME      | 43.3 |
| 40.4 | OPP. REBOUNDS/GAME | 40.8 |
| -1.1 | REB. MARGIN        | +2.5 |
| 14.6 | ASSISTS/GAME       | 20.4 |
| 7.3  | STEALS/GAME        | 9.8  |
| 2.4  | BLOCKS/GAME        | 3.7  |

### TCU'S PROJECTED STARTERS (based on last game)



#### 4 | OKAKO "KOKO" ADIKA

6-0 | G/F | Sr.  
Holstebro, Denmark

| PTS | REB | FG%  | 3FG% |
|-----|-----|------|------|
| 9.8 | 4.7 | .452 | .417 |



#### 5 | YUMMY MORRIS

6-3 | F | Sr.  
North Little Rock, Ark.


| PTS | REB | AST | BLK |
|-----|-----|-----|-----|
| 6.4 | 4.5 | 20  | 6   |



#### 13 | TAVY DIGGS

6-2 | G | Jr.  
Richardson, Texas

| PTS | REB | AST | STL |
|-----|-----|-----|-----|
| 8.7 | 4.5 | 24  | 16  |



#### 15 | AJA HOLMES

5-8 | G | So.  
Cibolo, Texas

| PTS | REB | 3FG% | AST |
|-----|-----|------|-----|
| 6.5 | 1.0 | .340 | 3   |



#### 20 | LAUREN HEARD

5-10 | G | Gr.  
Denton, Texas

| PTS  | REB | AST | STL |
|------|-----|-----|-----|
| 16.3 | 6.5 | 49  | 19  |

| OU PROJECTED STARTERS |                   |          |               |
|-----------------------|-------------------|----------|---------------|
| 4                     | Kennady Tucker    | 5.1 ppg  | 9 pts vs. BU  |
| 10                    | Kelbie Washington | 7.4 ppg  | 6 pts vs. BU  |
| 25                    | Madi Williams     | 18.4 ppg | 18 pts vs. BU |
| 30                    | Taylor Robertson  | 18.8 ppg | 15 pts vs. BU |
| 34                    | Liz Scott         | 5.7 ppg  | 2 pts vs. BU  |



**ROSTER BREAKDOWN****BY CLASS****Graduate Students (3)**

Michelle Berry, Lauren Heard, Aahliyah Jackson

**Seniors (5)**

Okako Adika, Caroline Germond, Kayla Mokwuah, Patricia Morris, Yummy Morris

**Juniors (2)**

Tavy Diggs, Tara Manumaleuga

**Sophomores (1)**

Aja Holmes

**Freshmen (5)**

Paige Bradley, Knisha Godfrey, Evie Goetz, Mariah Roberts, DaiJa Turner

**BY HOME STATE/COUNTRY****Arkansas (2)**

Aahliyah Jackson, Yummy Morris

**Australia (1)**

Tara Manumaleuga

**Denmark (1)**

Okako Adika

**California (1)**

Patricia Morris

**Florida (2)**

Michelle Berry, Knisha Godfrey

**France (1)**

Caroline Germond

**Massachusetts (1)**

Kayla Mokwuah

**North Carolina (1)**

DaiJa Turner

**Texas (6)**

Paige Bradley, Tavy Diggs, Evie Goetz, Lauren Heard, Aja Holmes, Mariah Roberts

**NUMERICAL ROSTER**

| NO. | NAME               | P   | H    | Y      | HOMETOWN (PREVIOUS SCHOOL)                     |
|-----|--------------------|-----|------|--------|--|
| 0   | Caroline Germond   | G   | 5-7  | Sr.    | Angers, France (South Plains College)          |
| 1   | Aahliyah Jackson   | G   | 5-10 | Gr.    | Ft. Smith, Ark. (Texas A&M)                    |
| 2   | Tara Manumaleuga   | G   | 5-10 | Jr.    | Queensland, Australia (Arizona)                |
| 3   | Mariah Roberts     | G   | 5-8  | Fr.    | Arlington, Texas (Martin HS)                   |
| 4   | Okako "Koko" Adika | G/F | 6-0  | Sr.    | Holstebro, Denmark (Butler)                    |
| 5   | Yummy Morris       | F   | 6-3  | Sr.    | North Little Rock, Ark. (North Little Rock HS) |
| 10  | Paige Bradley      | G   | 5-10 | Fr.    | Dallas, Texas (Bishop Lynch HS)                |
| 11  | Knisha Godfrey     | G   | 5-9  | RS-Fr. | Tampa, Fla. (Mississippi State)                |
| 13  | Tavy Diggs         | G   | 6-2  | Jr.    | Richardson, Texas (Plano East HS)              |
| 14  | Evie Goetz         | F   | 6-1  | Fr.    | Denton, Texas (Guyer HS)                       |
| 15  | Aja Holmes         | G   | 5-8  | So.    | Cibolo, Texas (Steele HS)                      |
| 20  | Lauren Heard       | G   | 5-9  | Gr.    | Denton, Texas (Guyer HS)                       |
| 21  | DaiJa Turner       | F   | 6-3  | Fr.    | Fayetteville, N.C. (Village Christian Academy) |
| 23  | Michelle Berry     | F   | 6-2  | Gr.    | Miami, Fla. (Virginia Tech)                    |
| 24  | Kayla Mokwuah      | C   | 6-4  | Sr.    | Longmeadow, Mass (George Washington)           |
| 32  | Patricia Morris    | F   | 6-7  | Sr.    | Duarte, Calif. (Oregon State)                  |

**ALPHABETICAL ROSTER**

| NO. | NAME               | P   | H    | Y      | HOMETOWN (PREVIOUS SCHOOL)                     |
|-----|--------------------|-----|------|--------|--|
| 4   | Okako "Koko" Adika | G/F | 6-0  | Sr.    | Holstebro, Denmark (Butler)                    |
| 23  | Michelle Berry     | F   | 6-2  | Gr.    | Miami, Fla. (Virginia Tech)                    |
| 10  | Paige Bradley      | G   | 5-10 | Fr.    | Dallas, Texas (Bishop Lynch HS)                |
| 13  | Tavy Diggs         | G   | 6-2  | Jr.    | Richardson, Texas (Plano East HS)              |
| 0   | Caroline Germond   | G   | 5-7  | Sr.    | Angers, France (South Plains College)          |
| 11  | Knisha Godfrey     | G   | 5-9  | RS-Fr. | Tampa, Fla. (Mississippi State)                |
| 14  | Evie Goetz         | F   | 6-1  | Fr.    | Denton, Texas (Guyer HS)                       |
| 20  | Lauren Heard       | G   | 5-9  | Gr.    | Denton, Texas (Guyer HS)                       |
| 15  | Aja Holmes         | G   | 5-8  | So.    | Cibolo, Texas (Steele HS)                      |
| 1   | Aahliyah Jackson   | G   | 5-10 | Gr.    | Ft. Smith, Ark. (Texas A&M)                    |
| 2   | Tara Manumaleuga   | G   | 5-10 | Jr.    | Queensland, Australia (Arizona)                |
| 24  | Kayla Mokwuah      | C   | 6-4  | Sr.    | Longmeadow, Mass (George Washington)           |
| 32  | Patricia Morris    | F   | 6-7  | Sr.    | Duarte, Calif. (Oregon State)                  |
| 5   | Yummy Morris       | F   | 6-3  | Sr.    | North Little Rock, Ark. (North Little Rock HS) |
| 3   | Mariah Roberts     | G   | 5-8  | Fr.    | Arlington, Texas (Martin HS)                   |
| 21  | DaiJa Turner       | F   | 6-3  | Fr.    | Fayetteville, N.C. (Village Christian Academy) |

**COACHING STAFF**

| POSITION                             | NAME (YEAR AT TCU) [ALMA MATER]             |
|--------------------------------------|---|
| Head Coach                           | Raegan Pebley (8th Season) [Colorado, 97]   |
| Associate Head Coach                 | Hanna Howard (8th Season) [Portland, 05]    |
| Associate Coach                      | Britney Brown (6th Season) [Oklahoma, 07]   |
| Assistant Coach                      | Abi Olajuwon (4th Season) [Oklahoma, 10]    |
| Player Development Coordinator       | Leah Foster (4th Season) [St. Edward's, 06] |
| Assistant AD, Director of Operations | Angela Gonzaga                              |
| Graduate Assistant                   | Kianna Ray                                  |
| Graduate Assistant                   | Adeola Akomolafe                            |
| Strength & Conditioning Coach        | Taylor Larson                               |
| Athletic Trainer                     | Alissa Schenk                               |

**PRONUNCIATION GUIDE**

Okako Adika oh - CAH - coe uh - DEE - kay

Tavy Diggs TA - vee (like TAFFY)

Caroline Germond juhr - MOND

Knisha Godfrey KUH - knee - shuh

Evie Goetz EH - vee GETS

Aja Holmes AH - zhuh

Aahliyah Jackson uhh - LEE - yuh

Tara Manumaleuga TAR - uh MAH - new - mal - eh - OON - yuh


Kayla Mokwuah MOCK - wah

Raegan Pebley RAY - guhn pea - BLEE



**0 | CAROLINE GERMOND | 5-7 | G | SR.**

- Transferred to TCU from South Plains College prior to the 2020-21 season
- Drained back-to-back three-point buckets at Iowa State; finished with 6 points
- Owns more than 70 pairs of shoes
- Favorite foods include sushi and seafood

**1 | AAHLIYAH JACKSON | 5-10 | G | GR.**

- Transferred to TCU from Texas A&M prior to the 2020-21 season
- Tied a career-high with eight rebounds against her former team, Texas A&M
- Has already earned her MBA from TCU
- Favorite place to eat in Fort Worth is Pappadeaux

**2 | TARA MANUMALEUGA | 5-10 | G | JR.**

- Transfers to TCU following two years at Arizona
- Started for the first time as a Horned Frog in TCU's home game against North Carolina
- Named to 2019-20 Pac-12 Academic Honor Roll
- Played tennis when she was younger
- Favorite place she has visited is Fiji

**3 | MARIAH ROBERTS | 5-8 | G | FR.**

- In her first season with the Horned Frogs
- Was ranked the No. 93 overall prospect by PrepGirlsHoops.com following a prep career at Arlington-Martin High School
- She is one of 77 different grandkids in her family
- Says Christmas is her favorite time of year

**4 | OKAKO "KOKO" ADIKA | 6-0 | G/F | SR.**

- Transfers to TCU prior to the 2021-22 season following a year at Butler
- Scored a season-high 27 points against Kansas on Jan. 10, marking her first 20-point game since a 29-point effort with Butler on 12/05/20
- Can speak five different languages

**5 | YUMMY MORRIS | 6-3 | F | SR.**


- Enters her fourth season with the Horned Frogs
- Scored new season-high with 18 points against Cal Baptist
- Was named to 2020-21 Big 12 All-Academic team
- Her name, Yo'Myris, means "Nubian Beauty"
- Has to put on her right sock before the left

**10 | PAIGE BRADLEY | 5-10 | G | FR.**

- Highly touted freshman that was ranked No. 72 overall and No. 7 player out of Texas by ESPN
- Drained a three-pointer for first career collegiate bucket and finished with five points at Tulane
- Her mom, Amie, played basketball at Texas and was associate head coach at SMU

**11 | KNISHA GODFREY | 5-9 | G | RS-FR.**

- Mid-Year transfer in 2021-22 from Mississippi State
- Ranked as the No. 40 player in the country and No. 8 point guard in the Class of 2021 by ESPN
- Three-time player of the year coming out of Tampa Bay Technical High School

**13 | TAVY DIGGS | 6-2 | G | JR.**

- Enters her third season at TCU
- Registered her second career double-double with 20 points and 11 rebounds vs. Oklahoma State
- Set a new season-high with 20 points against the Cowgirls
- Her favorite place to shop is at the Lego Store

**14 | EVIE GOETZ | 6-1 | F | FR.**

- True freshman for the Frogs
- Played prep career at both Flower Mound Marcus and Denton Guyer, and was ranked the No. 6 player in Texas following her senior campaign
- Two-time TABC and TGCA all-state selection
- Taught herself how to juggle

**15 | AJA HOLMES | 5-8 | G | SO.**

- Enters her second season at TCU following a freshman season that saw her average 5.6 points per game
- Set a new career-high with 22 points against Texas A&M
- Has met her real-life-hero, Kevin Durant

**20 | LAUREN HEARD | 5-9 | G | GR.**

- TCU's most-seasoned veteran, entering her fifth season with the Frogs
- Registered her fifth 30-point game in win over Texas A&M
- Ranks No. 3 all-time at TCU in career scoring
- Has recently overcome her fear of roller coasters

**21 | DAIJA TURNER | 6-3 | F | FR.**

- One of four freshmen for the Frogs in 2021-22
- Enjoyed a prep career at Village Christian Academy in Fayetteville, N.C.
- Two-time all-state selection
- Set a state record with 260 blocked shots
- Has lived in three different countries

**23 | MICHELLE BERRY | 6-2 | F | GR.**

- Transferred to TCU from Virginia Tech prior to the 2019-20 season
- Began her career at Cal State Fullerton
- Scored all-time high at TCU with 16 points at St. Mary's
- Is a fan of the CBS show "Criminal Minds"

**24 | KAYLA MOKWUAH | 6-4 | C | SR.**

- Transferred to TCU from George Washington prior to the 2020-21 season
- Matched a TCU career-high with 12 points against SMU
- One of her bucket list items is to sky dive
- Has visited Nigeria and is addicted to coffee

**32 | PATRICIA MORRIS | 6-7 | F | SR.**

- Transferred to TCU from Oregon State prior to the 2020-21 season
- Set a new career-high with 6 rebounds against Texas A&M
- Serves as the only player on the team that hails from the state of California





**ON THE ROAD AGAIN**

- TCU heads to Norman, Okla., to face the Sooners in Big 12 play on Saturday, Jan. 15.
- This marks the second Big 12 road game for the Horned Frogs this season and the fourth road game overall.
- The Horned Frogs are 1-2 on the road this season, earning its win at St. Mary's back on Nov. 26.
- TCU is 25-27 in road games over the past five seasons.

**FOUR GAMES IN EIGHT DAYS**

- TCU will wrap-up playing four games in a span of eight days with its road contest at Oklahoma on Saturday.
- The Horned Frogs began the slate this past Saturday in a road game at Iowa State, then came home to host Kansas on Monday and Oklahoma State on Wednesday.

**SCHEDULE CHANGES**

- The Big 12 announced schedule changes to the women's hoops slate this week.
- TCU's originally scheduled game at Baylor (Jan. 5) that was postponed, has been rescheduled to be played in Waco on Wednesday, Feb. 16.
- The Frogs were scheduled to face West Virginia on the road on Feb. 16, but instead that game has been moved to Tuesday, Jan. 25.
- With the changes, TCU will face WVU twice in a span of nine days, while taking on the Bears in back-to-back games now.

**HOW THE FROGS FAIR AT HOME INSIDE SCHOLLMAYER ARENA**

- TCU has tallied an overall record of 74-32 (.698) inside Schollmaier Arena since opening back on Dec. 20, 2015.
- TCU is an impressive 38-5 (.883) overall in all non-conference games played inside Schollmaier Arena.
- The Horned Frogs are 29-27 (.517) when playing Big 12 foes inside Schollmaier Arena.
- Inside Schollmaier Arena, TCU is undefeated in postseason contests with a mark of 7-0.

**JUST MOVIN' ON UP!**

- With each game that passes, super senior Lauren Heard manages to find her way up the leader board in TCU's all-time record books.
- Heard has made her way up to No. 3 all-time in scoring with 1,786 career points.
- The Denton native surpassed Helena Sverrisdottir, who tallied 1,764 career points from 2007-11.
- Heard is now 106 points from No. 2-ranked Sandora Irvin, who totaled 1,892 career points from 2001-05.

**DID YOU KNOW?**

- Lauren Heard has made her way into a

select club at TCU.

- Last season, Heard joined both the 1,600 points scored and 600 rebounds clubs at TCU after last season.
- She became just the sixth player in school history to score at least 1,600 points and 10th player all-time to pull down 600 boards.
- Heard is now just the third player in school history to have scored at least 1,700 points and pull down at least 700 rebounds. She joins former players Sandora Irvin and Helena Sverrisdottir as the only players in school history to register these stats.

| PLAYER (YEARS)                 | PTS   | REB   |
|--------------------------------|-------|-------|
| Sandora Irvin (2001-05)        | 1,892 | 1,370 |
| Lauren Heard (2017-Present)    | 1,786 | 712   |
| Helena Sverrisdottir (2007-11) | 1,764 | 826   |

**CALLING ALL 700-CLUB MEMBERS**

- Lauren Heard joined yet, another elite club at TCU, as she surpassed the 700 rebounds threshold.
- Heard becomes just the eighth player to pull down at least 700 rebounds in a career while donning the Purple & White.
- Currently ranked No. 8 all-time with 712 rebounds, she is just 6 boards shy Vernell Armstrong's total of 718 career rebounds.

**HEARD NETS PRESEASON HONORS**

- Lauren Heard was a unanimous selection named to the Preseason All-Big 12 team. She was one of seven unanimous selections on a preseason team that totaled 12 players.
- Heard was also named to the Lieberman Award, Wooden and Naismith Preseason Player of the Year Award watch lists. She was the only player from the Big 12 named to the Lieberman watch list.
- Just this past week, Heard was named a finalist for the Senior CLASS Award.

**OKAKO CAN YOU SEE?**

- Senior Okako Adika set a new season-high with a 27-point effort against the Kansas Jayhawks on Jan. 10.
- The transfer from Butler notched her first 20-point game with the Horned Frogs and the second 20-point game of her career.
- She came just two points shy of her career-high of 29 points, which she notched as a player at Butler, which came against Providence on Dec. 5, 2020.
- Adika has tallied four 10+ point games this season and a total of 20 double-digit scoring efforts in her career.

**CAN YOU DIGGS IT?**

- Talk about having a game for ages! Against Oklahoma State, junior Tavy Diggs scored 20 points, pulled down 11 boards, tallied three assists and six steals.
- Diggs recorded her second double-double of the season and her career. She set a new season-high with the 20 points, tied a career-high with the 11 rebounds and went

**GENERAL INFORMATION**

|                        |                              |
|------------------------|------------------------------|
| Location               | Fort Worth, Texas            |
| Founded                | 1873                         |
| Enrollment             | 11,379                       |
| Colors                 | Purple and White             |
| Nickname               | Horned Frogs                 |
| Home Facility          | Ed and Rae Schollmaier Arena |
| Opened                 | 2015                         |
| Capacity               | 6,700                        |
| Conference             | Big 12 Conference            |
| Affiliation            | NCAA Division I              |
| Chancellor             | Dr. Victor J. Boschini Jr.   |
| Athletics Director     | Jeremiah Donati              |
| SWA                    | Kim Johnson                  |
| Faculty Athletics Rep. | Rhonda Hatcher               |
| Athletics Dept. Phone  | (817) 257-5658               |

**HISTORY**

|                                    |                    |
|------------------------------------|--------------------|
| First Season                       | 1977-78 (45th Yr.) |
| First NCAA DI Season               | 1982-83 (40th Yr.) |
| Record All-Time                    | 643-678 (.486)     |
| Record in NCAA DI                  | 568-604 (.484)     |
| Regular Season Conf. Championships | 3                  |
| Conf. Tournament Championships     | 3                  |
| NCAA Appearances (Last)            | 9 (2010)           |
| Record in NCAA Championships       | 5-9                |
| Years in WNIT (Last)               | 7 (2019)           |
| Record in WNIT                     | 13-7               |

**BASKETBALL COACHING STAFF**

|                          |                                |
|--------------------------|--------------------------------|
| Head Coach               | Raegan Pebley (Colorado, 1997) |
| Record at TCU            | 132-100 (8th Yr.)              |
| Career Record            | 288-275 (19th Yr.)             |
| Associate Head Coach     | Hanna Howard (7th)             |
| Associate Coach          | Britney Brown (5th)            |
| Assistant Coach          | Abi Olajuwon (3rd)             |
| Director of Ops.         | Angela Gonzaga (7th)           |
| Player Development       | Leah Foster (3rd)              |
| GA's                     | Adeola Akomolafe (1st)         |
|                          | Kianna Ray (1st)               |
| Administrative Assistant | Jodi Clifton                   |
| Office Phone Number      | (817) 257-7962                 |

**2020-21 REVIEW**

|                            |            |
|----------------------------|------------|
| Overall Record             | 10-15      |
| Big 12 Record (Finish)     | 4-14 (8th) |
| Conference Tournament      | QF's       |
| Postseason                 | N/A        |
| Final AP/USA Today Ranking | N/A        |

**2021-22 PREVIEW**

|                              |      |
|------------------------------|------|
| Letterwinners Returning/Lost | 10/4 |
| Starters Returning/Lost      | 5/0  |
| Newcomers                    | 6    |

**ATHLETICS COMMUNICATIONS**

|              |                 |
|--------------|-----------------|
| WBB Contact  | Dameon Myres    |
| Cell Phone   | (817) 897-5331  |
| Office Phone | (817) 257-5367  |
| Email        | d.myres@tcu.edu |





**TOP-25 POLLS**

**ASSOCIATED PRESS TOP-25 (Jan. 9, 2022)**

| No. | Team                | Rec. | Pts. | Last |
|-----|---------------------|------|------|------|
| 1   | South Carolina (26) | 15-1 | 745  | 1    |
| 2   | Stanford            | 11-3 | 703  | 2    |
| 3   | Louisville (4)      | 13-1 | 698  | 3    |
| 4   | NC State            | 14-2 | 655  | 5    |
| 5   | Tennessee           | 15-1 | 613  | 7    |
| 6   | Indiana             | 12-2 | 606  | 6    |
| 7   | Arizona             | 11-1 | 561  | 4    |
| 8   | Maryland            | 12-4 | 511  | 10   |
| 9   | Iowa State          | 14-1 | 489  | 12   |
| 10  | Connecticut         | 7-3  | 476  | 11   |
| 11  | Michigan            | 13-2 | 455  | 8    |
| 12  | LSU                 | 15-2 | 403  | 13   |
| 13  | Texas               | 11-2 | 394  | 9    |
| 14  | Baylor              | 10-3 | 364  | 14   |
| 15  | Georgia Tech        | 11-3 | 324  | 16   |
| 16  | Duke                | 11-2 | 275  | 17   |
| 17  | Georgia             | 13-3 | 243  | 15   |
| 18  | BYU                 | 12-1 | 203  | 18   |
| 19  | Kentucky            | 8-4  | 156  | 21   |
| 20  | Notre Dame          | 11-3 | 148  | 20   |
| 21  | North Carolina      | 14-1 | 147  | 19   |
| 22  | Colorado            | 13-0 | 118  | NR   |
| 23  | Oklahoma            | 13-2 | 109  | 23   |
| 24  | South Florida       | 11-4 | 92   | 24   |
| 25  | Kansas State        | 13-2 | 83   | NR   |

**OTHERS RECEIVING VOTES:** Florida Gulf Coast 52, Iowa 38, Ohio State 31, Missouri State 15, DePaul 12, Missouri 12, Nebraska 10, Virginia Tech 3

**USA TODAY COACHES TOP-25 (Jan. 11, 2022)**

| No. | Team (Record)               | Pts. | Last | 1-PV |
|-----|-----------------------------|------|------|------|
| 1   | South Carolina (15-1)       | 790  | 1    | 24   |
| 2   | Louisville (13-1)           | 765  | 2    | 7    |
| 3   | Stanford (11-3)             | 739  | 3    | 1    |
| 4   | North Carolina State (14-2) | 703  | 4    | 0    |
| 5   | Indiana (12-2)              | 650  | 6    | 0    |
| 6   | Tennessee (15-1)            | 629  | 8    | 0    |
| 7   | Arizona (11-1)              | 585  | 5    | 0    |
| 8   | Maryland (12-4)             | 552  | 9    | 0    |
| 9   | Iowa State (14-1)           | 519  | 12   | 0    |
| 10  | Michigan (13-2)             | 513  | 7    | 0    |
| 11  | Connecticut (7-3)           | 505  | 11   | 0    |
| 12  | Texas (11-2)                | 414  | 10   | 0    |
| 13  | Baylor (10-3)               | 393  | 13   | 0    |
| 14  | LSU (15-2)                  | 337  | 16   | 0    |
| 15  | Georgia (13-3)              | 302  | 14   | 0    |
| 16  | Georgia Tech (11-3)         | 300  | 17   | 0    |
| 17  | Brigham Young (12-1)        | 286  | 18   | 0    |
| 18  | North Carolina (14-1)       | 281  | 15   | 0    |
| 19  | Notre Dame (11-3)           | 208  | 19   | 0    |
| 20  | Kentucky (8-4)              | 202  | 20   | 0    |
| 21  | Duke (11-2)                 | 148  | 22   | 0    |
| 22  | Colorado (13-0)             | 110  | NR   | 0    |
| 23  | Florida Gulf Coast (13-1)   | 100  | NR   | 0    |
| 24  | South Florida (11-4)        | 98   | 24   | 0    |
| 25  | Oklahoma (13-2)             | 76   | 25   | 0    |

**OTHERS RECEIVING VOTES:** Iowa (8-4) 75; Ohio State (11-3) 30; Nebraska (13-2) 25; Kansas State (13-2) 23; Texas A&M (10-5) 16; Central Florida (10-2) 12; Missouri State (11-2) 6; Massachusetts (12-2) 3; Mississippi State (11-4) 2; Mississippi (13-2) 2; Oregon State (7-3) 1.

on to set a new career-high with the six steals.

• Diggs was 8-of-12 from the field overall, which included knocking down the one and only three-point attempt she made.

**TOPS IN THE BIG 12**

• Following her impressive statistical totals against the Jayhawks, Okako Adika now ranks among the leagues best in a few statistical categories.

• The senior now ranks among the top six players with a .446 (37-of-83) field goal shooting percentage.

• Adika has tallied a .405 (17-of-42) three-point shooting percentage, which currently ranks third-highest in the league.

• Here 1.5 three-pointers made per game ranks among the top-15 players.

**SHE CAN DISH TOO**

• Senior Yummy Morris totaled a new career-best five assists in TCU's game against Kansas on Jan. 10.

• The post player surpassed her previous single-game high of three assists, which she notched on two separate occasions - most recently earlier this season on the road against St. Mary's.

**UNUSUAL CIRCUMSTANCES**

• TCU drained eight three-pointers in a loss to Kansas on Jan. 10. It marked the fourth time this season that TCU has sank at least seven three-pointers in a game.

• The Horned Frogs are 2-2 this season when making at least seven three-pointers in a game, but over the past three seasons, TCU has gone 19-12 with 7+ three-pointers made. • TCU was an impressive 13-2 in games where they made at least seven three-pointers back in 2019-20.

**BREAKING RANKS**

• With TCU's win over No. 18-ranked Texas A&M, the Horned Frogs earned a victory over an AP Top-25 ranked team for the first time since the 2019-20 season.

• Despite not picking up a top-25 win last season, TCU has still managed to defeat a top-25 ranked team in 17 of the past 20 seasons.

• That mark includes a win over a top-25 ranked team in six of the eight seasons that head coach Raegan Pebley has been in Fort Worth.

• TCU has tallied 29 victories over top-25 ranked teams since the 2000-01 season.

**20-30 VISION**

• TCU had two players score at least 20 points in the same game for the first time this season when Lauren Heard finished with 33 points and Aja Holmes totaled 22 points against Texas A&M.

• It marked the first time since Heard's 26 points and Tavy Diggs' 20-point effort in

TCU's win over Kansas in the first round of the Big 12 Tournament last season.

• TCU had a 30-point scorer and a 20-point scorer in the same game for the first time in school history.

**BIG 12 HONORS**

• Super senior Lauren Heard was named the Big 12 Player of the Week on Dec. 13, 2021.

• Heard won Big 12 weekly honors for a school-record fifth time in her career.

• Zahna Medley totaled six Big 12 honors in her career, having been named Player of the Week twice in her career and Freshman of the Week on four different occasions.

• Helena Sverrisdottir is the school-record holder with nine Player of the Week honors she registered when TCU was a member of the Mountain West Conference.

**FREE THROW MASTERY**

• Lauren Heard was an impressive 18-of-21 from the charity stripe in TCU's win over Texas A&M on Dec. 12.

• The 18 free throws ranks second-most in single-game school history and is tied for the second-most in a game in Big 12 history. • The 21 attempts rank tied for second-most in school history, while also ranking tied for third-most in Big 12 single-game history.

• Only Tricia Payne's 20 free throws made in a game rank higher than Heard's 18 made. Payne drained 20 free throws against Lamar back on 1998.

• Heard is the all-time leader at TCU with 540 free throws made. She is 12 free throws away from moving into the Big 12's all-time career leaders top-10 list.

• She is 12 free throws made away from tying Baylor's Nina Davis (2014-17) and OU's Phylesha Whaley (1997-2000) total of 552 free throws made.

**WOMEN'S HOOPS LOCKER ROOM NAMED IN HONOR OF FORMER HORNED FROG**

• TCU's women's locker room has been named "The Zahna Medley Kindred Women's Basketball Locker Room".

• The renaming of the locker room was given by the Nancy Tartaglino Richards family, who recognized Medley Kindred for her contributions to TCU, both on the court and off.

• The Zahna Medley Kindred Women's Basketball Locker Room is among the first spaces at TCU named after a woman of color.

• Medley Kindred was a four-year letterwinner for the Horned Frogs from 2012-16.

• She closed out her career at TCU as the program's all-time leading scorer with 1,975 points.





**SERIES BREAKDOWN**



VS.



**Meeting** ..... 35th  
**All-Time Series** ..... OU leads, 23-11  
**Since joining Big 12** ..... OU leads, 11-8  
**Date Series Began** ..... Jan. 3, 1992  
**Last Game Played** ..... Mar. 4, 2021  
**Last Meeting** ..... TCU won, 83-79  
**Current Win Streak** ..... TCU, won 1  
**TCU at Home** ..... 7-9  
**TCU on the Road** ..... 3-14  
**TCU on a Neutral Court** ..... 1-0

**SERIES UNDER COACH PEBLEY**

**TCU Record in Series** ..... 7-8  
**TCU at Home** ..... 3-4  
**TCU on the Road** ..... 3-4  
**TCU on a Neutral Court** ..... 1-0

**SERIES SINCE TCU JOINED BIG 12**

**TCU Record in Series** ..... 8-11  
**TCU at Home** ..... 4-5  
**TCU on the Road** ..... 3-6  
**TCU on a Neutral Court** ..... 1-0

**LAST 10 GAMES**

| Date       | W/L | Score | Location      |
|------------|-----|-------|---------------|
| 03/04/2021 | W   | 83-79 | Norman        |
| 02/24/2021 | L   | 60-76 | Fort Worth    |
| 03/04/2020 | W   | 96-71 | Fort Worth    |
| 01/19/2020 | W   | 82-63 | Norman        |
| 03/02/2019 | W   | 76-63 | Norman        |
| 01/22/2019 | W   | 86-71 | Fort Worth    |
| 03/03/2018 | W   | 90-83 | Oklahoma City |
| 01/27/2018 | W   | 62-58 | Fort Worth    |
| 01/04/2018 | L   | 71-84 | Norman        |
| 02/25/2017 | L   | 64-73 | Fort Worth    |

**SERIES NOTES**

- The Horned Frogs and Sooners will square off for the 35th time in a series that dates back to 1992.
- TCU had won six straight games over OU, dating back to the 2017-18 campaign, but the Sooners snapped that streak with a 76-60 victory over the Frogs last season.
- TCU and OU split the season series last year, with both road teams earning the victory.
- The Frogs have won three straight games in Norman. It's a current streak that included TCU winning in Norman for the first time in school history back on March 2, 2019.
- OU defeated TCU in Norman back on Jan. 3, 1992, in the first-ever game played between the two teams.

**HEARD'S PUSH FOR THE RECORD BOOKS (CAREER RECORDS)**

**POINTS**

|                         |                   |              |
|-------------------------|-------------------|--------------|
| 1. Zahna Medley         | 2012-16           | 1,975        |
| 2. Sandora Irvin        | 2001-05           | 1,892        |
| <b>3. Lauren Heard</b>  | <b>2017-Pres.</b> | <b>1,786</b> |
| 4. Helena Sverrisdottir | 2007-11           | 1,764        |
| 5. Adrienne Ross        | 2003-08           | 1,725        |
| 6. Lynn Davis           | 1978-91           | 1,683        |
| 7. Emily Carter         | 2007-11           | 1,563        |

**SCORING AVERAGE**

|                         |                   |              |
|-------------------------|-------------------|--------------|
| 1. Lynn Davis           | 1978-81           | 17.90        |
| 2. Zahna Medley         | 2012-16           | 15.55        |
| 3. Sandora Irvin        | 2001-05           | 14.89        |
| 4. Vernell Armstrong    | 1977-80           | 13.94        |
| 5. Janice Dziuk         | 1986-90           | 13.66        |
| 6. Helena Sverrisdottir | 2007-11           | 13.56        |
| 7. Jennifer Hickman     | 1995-97           | 13.54        |
| 8. Kati Safaritova      | 2000-02           | 13.06        |
| <b>9. Lauren Heard</b>  | <b>2017-Pres.</b> | <b>13.00</b> |
| 10. Adrienne Ross       | 2003-08           | 12.77        |
| 11. TK LaFleur          | 2008-10           | 12.70        |

**FIELD GOALS MADE**

|                         |                   |            |
|-------------------------|-------------------|------------|
| 1. Sandora Irvin        | 2001-05           | 686        |
| 2. Zahna Medley         | 2012-16           | 633        |
| 3. Adrienne Ross        | 2003-08           | 627        |
| 4. Jordan Moore         | 2015-19           | 591        |
| 5. Helena Sverrisdottir | 2007-11           | 562        |
| <b>6. Lauren Heard</b>  | <b>2017-Pres.</b> | <b>559</b> |
| Janice Dziuk            | 1986-90           | 545        |
| 8. Natalie Ventress     | 2012-15           | 480        |
| 9. Leah Garcia          | 1994-98           | 478        |
| 10. Amy Okonkwo         | 2016-19           | 477        |

**FIELD GOAL ATTEMPTS**

|                         |                   |              |
|-------------------------|-------------------|--------------|
| 1. Zahna Medley         | 2012-16           | 1,620        |
| 2. Adrienne Ross        | 2003-08           | 1,526        |
| 3. Sandora Irvin        | 2001-05           | 1,503        |
| <b>4. Lauren Heard</b>  | <b>2017-Pres.</b> | <b>1,496</b> |
| 5. Helena Sverrisdottir | 2007-11           | 1,293        |

**FREE THROWS MADE**

|                         |                   |            |
|-------------------------|-------------------|------------|
| <b>1. Lauren Heard</b>  | <b>2017-Pres.</b> | <b>548</b> |
| 2. Sandora Irvin        | 2001-05           | 482        |
| 3. Helena Sverrisdottir | 2007-11           | 469        |
| 4. Emily Carter         | 2007-11           | 398        |
| 5. Zahna Medley         | 2012-16           | 393        |

**FREE THROW ATTEMPTS**

|                         |                   |            |
|-------------------------|-------------------|------------|
| <b>1. Lauren Heard</b>  | <b>2017-Pres.</b> | <b>756</b> |
| 2. Sandora Irvin        | 2001-05           | 705        |
| 3. Helena Sverrisdottir | 2007-11           | 599        |
| 4. Jordan Moore         | 2015-19           | 524        |
| 5. Janice Dziuk         | 1986-90           | 511        |

**REBOUNDS**

|                         |                   |            |
|-------------------------|-------------------|------------|
| 1. Sandora Irvin        | 2001-05           | 1,370      |
| 2. Jordan Moore         | 2015-19           | 892        |
| 3. Helena Sverrisdottir | 2007-11           | 826        |
| 4. Lorie Butler-Rayford | 2004-08           | 817        |
| 5. Janice Dziuk         | 1986-90           | 778        |
| 6. Latricia Lovings     | 2010-14           | 742        |
| 7. Vernell Armstrong    | 1977-80           | 718        |
| <b>8. Lauren Heard</b>  | <b>2017-Pres.</b> | <b>712</b> |
| 9. Tiffany Evans        | 2000-04           | 676        |
| 10. Stacy Francis       | 1994-98           | 637        |

**ASSISTS**

|                         |                   |            |
|-------------------------|-------------------|------------|
| 1. Helena Sverrisdottir | 2007-11           | 546        |
| 2. Zahna Medley         | 2012-16           | 510        |
| <b>3. Lauren Heard</b>  | <b>2017-Pres.</b> | <b>461</b> |
| Natasha Lacy            | 2003-06           | 461        |
| 5. Jill Sutton          | 1997-2001         | 445        |
| 6. Cinda Baer           | 1978-82           | 403        |
| 7. Kianna Ray           | 2016-20           | 401        |

**STEALS**

|                         |                   |            |
|-------------------------|-------------------|------------|
| 1. Adrienne Ross        | 2003-08           | 339        |
| 2. Rachel Hesse         | 1989-93           | 284        |
| <b>3. Lauren Heard</b>  | <b>2017-Pres.</b> | <b>245</b> |
| 4. Chelsea Prince       | 2012-15           | 237        |
| 5. Helena Sverrisdottir | 2007-11           | 227        |
| Natasha Lacy            | 2003-06           | 227        |
| 7. Sandora Irvin        | 2001-05           | 224        |

**GAMES STARTED**

|                         |                   |            |
|-------------------------|-------------------|------------|
| 1. Helena Sverrisdottir | 2007-11           | 127        |
| 2. Zahna Medley         | 2012-16           | 125        |
| 3. Sandora Irving       | 2001-05           | 118        |
| 4. Jill Sutton          | 1997-01           | 116        |
| 5. Natalie Ventress     | 2012-15           | 114        |
| 6. Jordan Moore         | 2015-19           | 110        |
| Adrienne Ross           | 2003-08           | 110        |
| 8. Kianna Ray           | 2016-20           | 109        |
| <b>9. Lauren Heard</b>  | <b>2017-Pres.</b> | <b>106</b> |
| 10. Stacy Francis       | 1994-98           | 101        |





## 2021-22 BIG 12 STANDINGS

| TEAM           | BIG 12 | PCT.  | H   | A   | Streak | OVERALL | PCT.  | H   | A   | N   | Streak |
|----------------|--------|-------|-----|-----|--------|---------|-------|-----|-----|-----|--------|
| 4-0            | 1.000  | 2-0   | 2-0 | W4  | 15-1   | 0.938   | 9-0   | 3-1 | 3-0 | W8  |        |
| Oklahoma       | 3-1    | 0.750 | 1-1 | 2-0 | W2     | 14-2    | 0.875 | 8-1 | 4-0 | 2-1 | W2     |
| Kansas State   | 3-1    | 0.750 | 1-1 | 2-0 | L1     | 13-3    | 0.813 | 9-1 | 4-2 | 0-0 | L1     |
| Kansas         | 2-1    | 0.667 | 0-1 | 2-0 | W2     | 11-2    | 0.846 | 7-1 | 3-0 | 1-1 | W2     |
| Texas          | 1-2    | 0.333 | 0-2 | 1-0 | L2     | 11-3    | 0.786 | 6-2 | 4-1 | 1-0 | L1     |
| West Virginia  | 1-2    | 0.333 | 1-1 | 0-1 | W1     | 8-5     | 0.615 | 5-1 | 1-2 | 2-2 | W1     |
| TCU            | 1-2    | 0.333 | 1-1 | 0-1 | W1     | 5-7     | 0.417 | 4-4 | 1-2 | 0-1 | W1     |
| Texas Tech     | 1-3    | 0.250 | 0-2 | 1-1 | L2     | 8-7     | 0.533 | 4-3 | 1-1 | 3-3 | L2     |
| Oklahoma State | 1-3    | 0.250 | 0-2 | 1-1 | L1     | 6-7     | 0.462 | 3-3 | 3-2 | 0-2 | L1     |
| Baylor         | 0-2    | 0.000 | 0-0 | 0-2 | L2     | 10-4    | 0.714 | 6-0 | 1-3 | 3-1 | L2     |

## BIG 12 PRESEASON HONORS

## PRESEASON PLAYER OF THE YEAR:

NaLyssa Smith, Baylor

## PRESEASON NEWCOMER OF THE YEAR

Jordan Lewis, Baylor

## PRESEASON FRESHMAN OF THE YEAR

Aaliyah Moore, Texas

## PRESEASON ALL-BIG 12 TEAM

\*NaLyssa Smith, Baylor

\*Ashley Joens, Iowa State

\*Ayoka Lee, K-State

\*Madi Williams, Oklahoma

**\*Lauren Heard, TCU**

\*Vivian Gray, Texas Tech

\*Esmery Martinez, West Virginia

Queen Egbo, Baylor

Joanne Allen Taylor

Lexi Donarski, Iowa State

Holly Kersgieter, Kansas

Taylor Robertson, Oklahoma

\*Denotes unanimous selection

## HONORABLE MENTION:

Ja'Mee Asberry (Baylor)

Jordan Lewis (Baylor)

Emily Ryan (Iowa State)

Taylen Collins (Oklahoma State)

Rori Harmon (Texas)

KK Deans (West Virginia)

Kari Niblack (West Virginia)

## BIG 12 PLAYERS OF THE WEEK

| DATE           | PLAYER              | SCHOOL     |
|----------------|---------------------|------------|
| Nov. 15        | Ayoka Lee           | K-State    |
| Nov. 22        | Ashley Joens        | Iowa State |
| Nov. 29        | NaLyssa Smith       | Baylor     |
| Dec. 6         | Ana Llanusa         | Oklahoma   |
| <b>Dec. 13</b> | <b>Lauren Heard</b> | <b>TCU</b> |
| Dec. 20        | Ayoka Lee           | K-State    |
| Dec. 27        | Taylor Robertson    | Oklahoma   |
| Jan. 3         | Ayoka Lee           | K-State    |
| Jan. 10        | Emily Ryan          | Iowa State |

## 2021-22 TCU HONOR ROLL

## LAUREN HEARD

Preseason All-Big 12 Oct. 6

Lieberman Watch List Oct. 25


Naismith Trophy Watch List Nov. 9

Wooden Trophy Watch List Nov. 9

Big 12 Player of the Week Dec. 13

## BIG 12 FRESHMAN OF THE WEEK

| DATE    | PLAYER            | SCHOOL     |
|---------|-------------------|------------|
| Nov. 15 | Rori Harmon       | Texas      |
| Nov. 22 | Rhyle McKinney    | Texas Tech |
| Nov. 29 | Serena Sundell    | K-State    |
| Dec. 6  | Byrlee Glenn      | K-State    |
| Dec. 13 | Serena Sundell    | K-State    |
| Dec. 20 | Byrlee Glenn      | K-State    |
| Dec. 27 | Rori Harmon       | Texas      |
| Jan. 3  | Kelbie Washington | Oklahoma   |
| Jan. 10 | Serena Sundell    | K-State    |





**ED & RAE SCHOLLMAIER ARENA | OPENED 2015-16**



**TCU INSIDE SCHOLLMAIER ARENA**

| YEAR                        | NC  | B12 | PS  | OVA  | PCT.        |
|-----------------------------|-----|-----|-----|------|-------------|
| 2021-22                     | 3-3 | 1-1 | 0-0 | 4-4  | .500        |
| 2020-21                     | 5-0 | 3-6 | 0-0 | 8-6  | .571        |
| 2019-20                     | 7-0 | 6-3 | 0-0 | 13-3 | .812        |
| 2018-19                     | 8-0 | 6-3 | 3-0 | 17-3 | .850        |
| 2017-18                     | 6-1 | 5-4 | 2-0 | 13-5 | .722        |
| 2016-17                     | 8-1 | 3-6 | 0-0 | 11-7 | .611        |
| 2015-16*                    | 1-0 | 5-4 | 2-0 | 8-4  | .667        |
| <b>38-5 29-27 7-0 74-32</b> |     |     |     |      | <b>.698</b> |

\* - **First Game:** \_\_\_\_\_ Dec. 20, 2015  
TCU 76, Southern Utah 47

NC - Non-Conference  
B12 - Big 12 Conference  
PS - Postseason

Previously known as the Daniel-Meyer Coliseum, the facility underwent a \$72 million renovation that was completed during the 2015-16 season. The Schollmaiers provided the lead gift of \$10 million. The Daniel-Meyer name is still prominent as the entire area is known as the Daniel-Meyer Athletic Complex.

The TCU men's and women's basketball programs received new locker rooms and team meeting rooms as well as an expanded sports medicine center. There is also locker rooms for visiting teams and a new video board.

The new building facade for the Ed and Rae Schollmaier Arena architecturally complements Amon G. Carter Stadium and the TCU campus. The interior has a lower playing surface to increase courtside seating and provide a more intimate atmosphere. Wider concourses and multiple public entries have helped ease congestion. The fan experience is further enhanced by new concession stands, a food court and restrooms as well as increased points of sale. A new courtside club lounge is also located on floor level. The facility also includes offices for the athletics administrative staff as well as coaches in various sports, allowing the Ed and Rae Schollmaier Arena to be the hub of TCU Athletics.

Additional features of the Ed and Rae Schollmaier Arena are the Jane & John Justin TCU Athletics Hall of Fame on the concourse level, offices for Olympic sports and administration and a larger main ticket office to support the arena and Amon G. Carter Stadium.

**ED AND RAE SCHOLLMAIER HISTORY**

The late Ed Schollmaier was a retired CEO of Alcon Laboratories, Inc., while the late Rae Schollmaier was a dedicated civic volunteer. Through the Schollmaier Foundation, they were longtime philanthropic leaders in Fort Worth.

A TCU Trustee since 1996, Ed Schollmaier chaired the Building and Grounds Committee and served on the Executive, Fiscal Affairs and Intercollegiate Athletics committees, as well as the Committee on Trusteeship. He passed away just prior to the 2021-22 season in September 2021.

Ed Schollmaier was a member of the Neeley School International Board of Visitors and the recipient of Neeley's Ike Harrison Award. He had been recognized as an Honorary Alumnus and an Honorary TCU Letterman. Rae Schollmaier served on the College of Fine Arts International Board of Visitors, the Fine Arts Task Force of The Commission on the Future of TCU and the KinderFrogs School Advisory Board. For their service and generous support, the Schollmaiers were honored with TCU's Horizon Award and the Royal Purple Award.

The Schollmaiers had also supported TCU Athletics through the Ed and Rae Schollmaier Basketball Complex, which opened in 2004.





**HEAD COACH | RAEGAN PEBLEY | 8TH SEASON**



**Raegan Pebley** is in her eighth season as TCU women's basketball head coach in 2021-22. Pebley led the Horned Frogs to four postseason appearances in her first five seasons, including WNIT Semifinals

appearances in both 2017-18 and 2018-19. The 2019-20 squad was on the way to making a postseason appearance prior to the NCAA Tournament being canceled due to the COVID-19 pandemic.

Pebley (pronounced Pee-blee) continues to lead the Frogs in an upward trend, as their 79 total wins over the past four years are ranked fourth-most among all Big 12 teams. Pebley will head into the 2021-22 season having led TCU to an overall record of 127-98 in her seven seasons in Fort Worth, while taking a combined record of 283-268 into her 19th season as a head coach.

The Horned Frogs went 10-15 overall and 4-14 in Big 12 play in what was seen as an abbreviated 2020-21 campaign. The regular season not only started a full month later than normal, but the non-conference slate was scaled down to just six scheduled games - five to six contests short of a normal schedule. The Frogs would end up only playing five non-conference games, as its lone non-conference road game at Missouri was canceled due to COVID-19 protocols. TCU would win all five non-conference home games though, thus extending its home winning streak against non-con foes to 29 straight games.

TCU's Lauren Heard would go onto earn postseason honors, being named All-Big 12 First Team and to the Big 12 All-Defensive Team. Heard became the first Horned Frog to earn back-to-back all-conference first team honors since Zahna Medley was tabbed first team for three consecutive seasons from 2014-16.

The 2019-20 campaign saw the Frogs register a 22-7 overall record and a 13-5 mark in Big 12 play. It marked Pebley's third-consecutive 20-win season, while the 13 Big 12 wins rank most in school history. It also matches the most conference wins for TCU in any league (2000-01, WAC; 2007-08 and 2010-11, MWC). TCU would go onto finish second-place in the Big 12 standings - the highest finish for the Frogs since joining the league in 2012-13.

TCU registered a 24-11 record in 2018-19, coming up just one-win shy of the school's single-season record of 25 victories (2000-01, 2003-04). TCU would, however, set a new program record with 17 home victories in 2018-19. The 2019-20 campaign saw TCU set a new program record with 13 Big 12 Conference victories. The Horned Frogs also

managed to register its most road wins in the Pebley era, notching nine victories on the road in 2019-20.

TCU collected its first national ranking in 10 years during the 2017-18 campaign, as well, coming in as high as No. 22. The Frogs then made its way back into the WBCA Top-25 rankings during the 2019-20 season, coming in at No. 25, the week of Feb. 25.

TCU ranked among the Big 12's top teams in 2019-20, ranking first in free throw attempts (621), third in free throws made (417), second in steals (274), first in steals per game (9.4), second in opponent three-point percentage (.273), and first in forced turnovers (18.62). Three different Horned Frogs would go onto earn All-Big 12 honors, giving TCU at least two players on the All-Big 12 team in four of its first six seasons as a member of the Big 12 Conference.

Heard became what was then just the third Horned Frog in program history to be named to the All-Big 12 First Team, joining Medley (2014, 2015, 2016) and Jordan Moore (2019). Kianna Ray would earn second team honors and Jayde Woods was named honorable mention. TCU has had a total of 17 All-Big 12 performers over the past seven seasons under Pebley, including six first team accolades, three second team honors and eight honorable mention selections.

The 2019-20 campaign also saw Pebley record her 100th victory on the sidelines at TCU. She is just the second coach in school history to boast at least 100 victories at the helm of the Horned Frogs basketball program.

The Frogs went on a tear in the postseason for a second-consecutive year in 2018-19, winning four games in the WNIT before falling on the road to eventual champion Arizona in the semifinals. Pebley's squad dominated the early rounds of the tournament, winning its first four games by an average of 17 points, including three victories at home and an impressive road win at Arkansas.

TCU finished among the top-three teams in the Big 12 in several statistical categories in 2018-19, including scoring defense, blocked shots, assists, turnover margin and steals. The Frogs finished eighth in the NCAA in both total blocked shots (189) and blocked shots per game (5.4) and led the Big 12 in total steals (331), steals per game (9.5) and turnovers forced per game (17.34).

The 2018-19 season was a continuation of a successful climb for TCU under Pebley. The Frogs won 18 games in each of her first two seasons with a WNIT Second Round appearance in 2014-15 followed by appearances in the WNIT Third Round and Semifinals in 2015-16 and 2017-18, respectively. TCU's WNIT victory in 2015 was its first postseason win in seven years.

**PEPLEY'S TIMELINE**

|                      |              |                 |
|----------------------|--------------|-----------------|
| <b>1997-99:</b>      | George Mason | Assistant Coach |
| <b>1999-2001:</b>    | Colorado St. | Assistant Coach |
| <b>2002-12:</b>      | Utah State   | Head Coach      |
| <b>2012-14:</b>      | Fresno State | Head Coach      |
| <b>2014-present:</b> | TCU          | Head Coach      |

**COACHING HIGHLIGHTS**

**HONORS (AT TCU)**

- ▶ Four WNIT appearances
- ▶ 11 postseason wins
- ▶ 15 All-Big 12 selections
- ▶ Big 12 Defensive Player of the Year
- ▶ Big 12 Sixth Man of the Year
- ▶ 31 Academic All-Big 12 selections

**HONORS (PRIOR TO TCU)**

- ▶ Seven NCAA Tournaments (two as head coach, one as assistant coach, four as player)
- ▶ 12 overall postseason appearances (NCAA and WNIT)
- ▶ WBCA National Coach of the Year Finalist (2001)
- ▶ WAC Coach of the Year (2001)
- ▶ Rebuilt Utah State program that was reinstated in 2003 after 25-year hiatus

**PLAYING HIGHLIGHTS**

- ▶ 106-24 record, four NCAA Tournament appearances in four seasons at Colorado
- ▶ Elite Eight appearance as sophomore
- ▶ Two Sweet Sixteen appearances
- ▶ Finished all four seasons ranked in Associated Press Top 25; two AP top-five finishes
- ▶ 1,045 career points, 701 career rebounds
- ▶ Two-time all-conference, including second-team All-Big 12 in 1997
- ▶ 21st overall selection in 1997 WNBA Draft (Utah Starzz)
- ▶ Played in WNBA's first two seasons (Utah Starzz, Cleveland Rockers)

**COACHING RECORD**

| YEAR    | SCHOOL       | OV    | CON  | FIN   |
|---------|--------------|-------|------|-------|
| 2003-04 | Utah State   | 5-22  | 5-13 | T-8th |
| 2004-05 | Utah State   | 14-14 | 9-9  | 6th   |
| 2005-06 | Utah State   | 3-24  | 2-14 | 9th   |
| 2006-07 | Utah State   | 11-18 | 7-9  | 6th   |
| 2007-08 | Utah State   | 9-20  | 5-11 | 7th   |
| 2008-09 | Utah State   | 16-15 | 9-7  | T-5th |
| 2009-10 | Utah State   | 13-17 | 5-11 | 7th   |
| 2010-11 | Utah State   | 18-15 | 10-6 | 3rd   |
| 2011-12 | Utah State   | 21-10 | 11-3 | 2nd   |
| 2012-13 | Fresno State | 24-9  | 13-3 | 2nd   |
| 2013-14 | Fresno State | 22-11 | 13-5 | 2nd   |
| 2014-15 | TCU          | 18-14 | 9-9  | T-3rd |
| 2015-16 | TCU          | 18-15 | 8-10 | T-6th |
| 2016-17 | TCU          | 12-18 | 4-14 | 9th   |
| 2017-18 | TCU          | 23-13 | 9-9  | 5th   |
| 2018-19 | TCU          | 24-11 | 10-8 | 6th   |
| 2019-20 | TCU          | 22-7  | 13-5 | 2nd   |
| 2020-21 | TCU          | 10-15 | 4-14 | 8th   |
| 2021-22 | TCU          | 5-7   | 1-2  | --    |

| SCHOOL       | YEARS     | OVERALL        | CONF           |
|--------------|-----------|----------------|----------------|
| Utah State   | 9         | 110-155        | 63-94          |
| Fresno State | 2         | 46-20          | 26-8           |
| TCU          | 8         | 132-100        | 58-71          |
|              | <b>19</b> | <b>288-275</b> | <b>147-173</b> |





During the 2017-18 campaign, the Frogs earned their first national ranking since 2010, claiming a spot in the top-25 for three weeks. The ranking came in the midst of a seven-game Big 12 winning streak, the Frogs' best conference winning streak since 2008. During the streak, the Frogs beat No. 7 Texas then knocked off No. 15 West Virginia on the road, marking just the second time in program history TCU won back-to-back games against ranked teams.

The Frogs went on to finish 9-9 in the Big 12 in 2017-18, capping the regular season with a win over Oklahoma in the Big 12 Championship quarterfinal and advancing to the first semifinal since the Frogs joined the Big 12.

TCU then played in its third WNIT under Pebley and made a deep run in the tournament, advancing to the semifinal where the Frogs fell on the road to eventual champion Indiana. Along the way, TCU won four games in the tournament, including a pair of road wins, pushing TCU's total to 10 wins away from home in 2017-18, the program's most since 2004-05.

In 2017-18, TCU was the only Big 12 team to finish in the Big 12's top three in field goal, 3-point and free throw percentage. The Frogs averaged 74.8 points and 16.5 assists per game, both the second best in program history, and posted a program-best 1.1 assist-turnover ratio.

Individually, numerous players have flourished in Pebley's system, perhaps none more than TCU's all-time leading scorer, Medley who earned three All-Big 12 First Team honors in her career - two under Pebley - and was the first three-time all-conference first team selection in program history.

Medley finished her career with TCU bests of 1,975 career points, a 15.6 points per game scoring average and 316 made 3-pointers. She finished second in TCU history with 633 made field goals and 510 assists.

Moore's progression throughout her TCU career is indicative of Pebley's teaching ability. The Round Rock, Texas, native finished her career as TCU's all-time leader in field goal percentage, shooting 54.7 percent in her four years in Fort Worth, as well as the single-season leader after shooting 59.0 percent in her senior campaign. She also finished seventh in the TCU record book with 1,514 points, second with 892 rebounds and third with 243 blocks.

Additionally, the Frogs have won both of their Big 12 individual awards under Pebley, most recently with Okonkwo earning the Sixth Man Award in 2017-18. Chelsea Prince was named the Big 12 Defensive Player of the Year in 2014-15, marking the fourth-straight such selection under Pebley.

Off the court, the Frogs have seen incredible success under Pebley. In her seven seasons, TCU student-athletes have

earned 31 Academic All-Big 12 honors, that after earning just four in the two years prior to Pebley's arrival.

Included in the 31 selections is a record four first-team selections in 2019-20. Jada Butts was one of the 2016-17 first team selections and became the first Frog to earn Academic All-Big 12 honors in four straight years, while Ray followed in her footsteps, taking home all-academic honors from 2016-20.

Pebley has not only served TCU, but also the women's basketball community as a whole. She is a member of the Kay Yow Cancer Fund Board of Directors, helping guide the Fund's mission to extend and improve the lives of all women battling cancer by raising money for research and assisting the under-served.

She is also a member of the Women's Basketball Coaches Association (WBCA) Board of Directors, helping the Association's mission to improve and advance the game of women's basketball.

TCU officially announced the hiring of Pebley as the program's seventh head coach on April 1, 2014.

Pebley arrived at TCU after spending the previous two seasons at Fresno State where she led the Bulldogs to Mountain West tournament titles and berths into the NCAA Tournament in each of her two seasons. Fresno State compiled a 46-20 (.697) overall record under the direction of Pebley, including a 26-8 (.765) mark in league play, while four Bulldogs earned All-Mountain West honors, including back-to-back Defensive Player of the Year selections.

Pebley's Fresno State squads featured one of the top defensive units in the country, as the 2012-13 Bulldogs ranked third in the NCAA in steals with 12.9 per game, doing so while only fouling 12.1 times per game to rank No. 7 nationally for the fewest fouls committed per game. The Bulldogs allowed a paltry 62.4 points per contest in the two seasons under Pebley.

The Drem, Utah, native faced a tall task in her first head coaching position, starting the Utah State women's basketball program after its reinstatement in 2003 following a 25-year hiatus. Pebley led the Aggies for nine seasons, building the program from scratch into back-to-back WNIT berths, marking the first postseason appearances in school history.

Pebley garnered WAC Coach of the Year accolades for the 2010-11 season after the Aggies advanced to their first WNIT, where they toppled Arizona, and was a WBCA National Coach of the Year finalist in 2012 after Utah State registered its first-ever 20-win season and returned to the WNIT.

In her nine seasons at Utah State, 12 Aggies earned all-conference honors, including Ashlee Brown, who was named the WAC Defensive Player of the Year in

2012, the first of four straight student-athletes to earn the league's top defensive awards under Pebley. Before taking over the Utah State program, Pebley served as an assistant coach at George Mason from 1997-99 under Jim Lewis and Debbie Taneyhill and at Colorado State from 1999-01 under Tom Collen.

At CSU, the Rams went 48-17 in her two seasons with the team reaching the second round of the NCAA Tournament in 2001 and the semifinals of the WNIT in 2000.


A standout at the University of Colorado, Pebley was selected with the 21st overall pick of the inaugural WNBA Draft in 1997, where she played two seasons with the Cleveland Rockers and Utah Starzz. She has since returned to a role within the league as she regularly serves as the color analyst on television broadcasts for the Dallas Wings.

During her collegiate career at Colorado, Pebley helped lead the Buffs to a 106-24 overall record and four conference championships, including winning the inaugural Big 12 tournament title in 1997. In her career, Pebley earned all-conference accolades twice, including a second team All-Big 12 selection in 1997. She is the first former All-Big 12 selection to return to coach in the league.

CU made two Sweet 16 appearances during her career, including a trip to the Elite Eight during her sophomore season, as the Buffs won a school-record 30 games (30-3 overall). Colorado won 25-straight games that season and finished the year ranked No. 2 in the final AP poll.

Pebley, whose maiden name is Scott, was one of nine players in CU history to score over 1,000 career points (1,045) and collect over 700 rebounds (701). Pebley played under legendary head coach Ceal Barry who was a 2018 inductee into the Women's Basketball Hall of Fame.

Pebley and her husband, Keith, have one son, Joseph, and one daughter, Harper.



## PEBLEY vs. OPPONENTS

## BIG 12 CONFERENCE TEAMS

|                |      |
|----------------|------|
| Baylor         | 0-16 |
| Iowa State     | 8-8  |
| Kansas         | 13-4 |
| Kansas State   | 8-6  |
| Oklahoma       | 7-8  |
| Oklahoma State | 7-8  |
| Texas          | 3-13 |
| Texas Tech     | 9-6  |
| West Virginia  | 5-9  |

## NON-CONFERENCE TEAMS

|                       |       |
|-----------------------|-------|
| Air Force             | 5-1   |
| Alabama               | 1-0   |
| Alcorn State          | 2-0   |
| American              | 0-1   |
| Arizona               | 2-1   |
| Arkansas              | 1-0   |
| Army                  | 2-0   |
| Asbury                | 1-0   |
| Auburn                | 1-0   |
| Boise State           | 13-9  |
| Bowling Green         | 0-1   |
| Butler                | 1-1   |
| BYU                   | 0-7   |
| Cal Maritime          | 1-0   |
| Cal Poly              | 3-1   |
| Cal State Bakersfield | 1-0   |
| Cal State Fullerton   | 2-3   |
| Cal State Northridge  | 4-1   |
| California            | 0-1   |
| California Baptist    | 0-1   |
| Central Arkansas      | 1-0   |
| Cincinnati            | 1-0   |
| Colgate               | 1-0   |
| Colorado              | 0-1   |
| Colorado State        | 4-2   |
| Cornell               | 1-0   |
| Davidson              | 0-0   |
| Dixie State           | 0-1   |
| Duquesne              | 1-0   |
| Eastern Michigan      | 1-0   |
| Eastern Washington    | 2-0   |
| Florida               | 0-1   |
| Fresno State          | 2-14  |
| Georgia               | 0-1   |
| Grambling             | 2-0   |
| Hampton               | 1-0   |
| Hawaii                | 6-8   |
| Houston Baptist       | 2-0   |
| Idaho                 | 11-10 |
| Idaho State           | 2-7   |
| Illinois              | 0-1   |
| Incarnate Word        | 2-0   |
| Indiana               | 0-1   |
| IPFW                  | 0-1   |
| Lamar                 | 2-0   |
| Liberty               | 1-0   |



|                          |       |
|--------------------------|-------|
| Long Beach State         | 1-4   |
| Louisiana Tech           | 2-14  |
| LSU                      | 0-1   |
| Massachusetts            | 0-1   |
| McNeese                  | 1-0   |
| Middle Tennessee State   | 1-1   |
| Mississippi Valley State | 1-0   |
| Missouri State           | 2-0   |
| Monmouth                 | 0-1   |
| Montana                  | 0-4   |
| Montana State            | 2-4   |
| Montana State Northern   | 1-0   |
| Montana Western          | 1-0   |
| Nevada                   | 11-10 |
| New Mexico               | 4-0   |
| New Mexico State         | 9-6   |
| New Orleans              | 1-0   |
| Nebraska                 | 0-1   |
| Nicholls State           | 1-0   |
| Notre Dame               | 0-2   |
| North Carolina           | 0-1   |
| North Dakota State       | 1-1   |
| Northern Arizona         | 4-0   |
| Northern Colorado        | 0-2   |
| Northwestern State       | 1-0   |
| Ohio                     | 1-0   |
| Ole Miss                 | 1-0   |
| Oral Roberts             | 2-0   |
| Oregon                   | 0-1   |
| Pacific                  | 2-5   |
| Pepperdine               | 0-1   |
| Portland                 | 3-3   |
| Portland State           | 0-2   |
| Prairie View A&M         | 3-0   |
| Robert Morris            | 1-0   |
| Saint Louis              | 0-2   |
| Saint Mary's (Calif.)    | 3-0   |
| Sam Houston State        | 4-0   |
| San Diego                | 0-1   |

|                        |      |
|------------------------|------|
| San Diego Christian    | 1-0  |
| San Diego State        | 4-2  |
| San Francisco          | 2-2  |
| San Jose State         | 12-4 |
| Santa Clara            | 1-1  |
| Seton Hall             | 0-1  |
| South Dakota           | 1-0  |
| Stephen F. Austin      | 2-0  |
| SMU                    | 6-1  |
| South Dakota State     | 1-1  |
| Southeastern Louisiana | 2-0  |
| Southern               | 1-0  |
| Southern Miss          | 0-1  |
| Southern Utah          | 6-1  |
| Stanford               | 0-2  |
| Texas A&M              | 1-6  |
| Texas Southern         | 2-0  |
| Texas State            | 3-0  |
| Tulane                 | 0-1  |
| UC Irvine              | 4-3  |
| UC Merced              | 1-0  |
| UC Riverside           | 3-2  |
| UC Santa Barbara       | 0-4  |
| ULM                    | 1-0  |
| UNLV                   | 6-1  |
| USC                    | 1-1  |
| UT Arlington           | 2-0  |
| Utah                   | 1-3  |
| Utah State             | 1-0  |
| Utah Valley            | 5-3  |
| UTEP                   | 0-1  |
| UTRGV                  | 2-0  |
| Washington State       | 1-1  |
| Weber State            | 4-4  |
| Western Michigan       | 0-1  |
| Wyoming                | 3-5  |
| Yale                   | 0-1  |



**TCU RECORD BREAKDOWN** | **TCU PERFORMANCE LIST**

|                | 2021-22 RECORD | PEBLEY ERA |
|----------------|----------------|------------|
| Overall        | 5-7            | 132-100    |
| Big 12         | 1-2            | 58-71      |
| Home           | 4-4            | 96-36      |
| Away           | 1-2            | 32-55      |
| Neutral        | 0-1            | 5-9        |
| vs Top 25      | 1-1            | 9-46       |
| vs Top 10      | 0-0            | 1-23       |
| Overtime games | 0-1            | 2-3        |
| November       | 2-3            | 36-10      |
| December       | 2-1            | 29-14      |
| January        | 1-3            | 30-33      |
| February       | 0-0            | 23-29      |
| March          | 0-0            | 17-14      |
| April          | 0-0            | 0-1        |

**SCORING**

|                              |     |        |
|------------------------------|-----|--------|
| TCU leads after 1st quarter  | 3-0 | 76-23* |
| Opp. leads after 1st quarter | 2-7 | 34-58* |
| Tied after 1st quarter       | 0-0 | 4-5*   |
| TCU leads at halftime        | 4-0 | 106-16 |
| Opp. leads at halftime       | 1-7 | 24-78  |
| Tied at halftime             | 0-0 | 2-6    |
| TCU leads after 3rd quarter  | 5-0 | 96-11* |
| Opp. leads after 3rd quarter | 0-7 | 17-74* |
| Tied after 3rd quarter       | 0-0 | 1-1*   |
| TCU scores less than 60      | 1-4 | 9-33   |
| TCU scores 60-69             | 1-0 | 25-29  |
| TCU scores 70-79             | 2-3 | 51-33  |
| TCU scores 80+               | 1-0 | 47-5   |
| Opp. scores less than 60     | 2-0 | 58-3   |
| Opp. scores 60-69            | 2-1 | 46-14  |
| Opp. scores 70-79            | 1-4 | 25-40  |
| Opp. scores 80+              | 0-2 | 4-43   |
| Games decided 6 points/less  | 2-1 | 34-24  |

**REBOUNDING**

|                              |     |       |
|------------------------------|-----|-------|
| TCU out-rebounds opponent    | 4-1 | 87-11 |
| Opp. has equal/more rebounds | 1-6 | 45-89 |

**FIELD GOALS**

|                             |     |        |
|-----------------------------|-----|--------|
| TCU has higher FG%          | 3-0 | 100-13 |
| TCU has equal/lower FG%     | 2-7 | 32-87  |
| TCU shoots higher than 40%  | 2-0 | 102-31 |
| TCU shoots lower than 40%   | 3-7 | 30-69  |
| Opp. shoots higher than 40% | 2-5 | 48-89  |
| Opp. shoots lower than 40%  | 3-2 | 84-11  |

**THREE-POINT FIELD GOALS**

|                             |     |       |
|-----------------------------|-----|-------|
| TCU makes 7/more 3-pointers | 2-2 | 81-46 |
| TCU makes 6/less 3-pointers | 3-5 | 51-54 |
| TCU has higher 3PT FG%      | 2-1 | 94-27 |
| TCU has lower 3PT FG%       | 3-6 | 38-73 |

**FREE THROWS**

|                               |     |       |
|-------------------------------|-----|-------|
| TCU attempts more FT's        | 5-3 | 95-31 |
| TCU attempts equal/fewer FT's | 0-4 | 37-69 |

\* - Does not include 2014-15 season when only halves were played

| SCORING LEADER   | 21-22 | CAREER |
|------------------|-------|--------|
| Lauren Heard     | 7     | 47     |
| Okako Adika      | 2     | 11     |
| Tavy Diggs       | 2     | 6      |
| Yummy Morris     | 0     | 3      |
| Michelle Berry   | 1     | 3      |
| Aja Holmes       | 1     | 2      |
| Tara Manumaleuga | 1     | 1      |
| Kayla Mokwuah    | 1     | 1      |

| REBOUNDING LEADER | 21-22 | CAREER |
|-------------------|-------|--------|
| Lauren Heard      | 5     | 36     |
| Michelle Berry    | 1     | 18     |
| Yummy Morris      | 1     | 11     |
| Okako Adika       | 1     | 7      |
| Tavy Diggs        | 2     | 4      |
| Aahliyah Jackson  | 3     | 3      |
| Patricia Morris   | 1     | 1      |
| Kayla Mokwuah     | 0     | 1      |

| ASSISTS LEADER   | 21-22 | CAREER |
|------------------|-------|--------|
| Lauren Heard     | 10    | 62     |
| Caroline Germond | 0     | 6      |
| Tavy Diggs       | 2     | 5      |
| Michelle Berry   | 0     | 2      |
| Aahliyah Jackson | 1     | 1      |
| Yummy Morris     | 1     | 1      |

| 10+ POINTS       | 21-22 | CAREER |
|------------------|-------|--------|
| Lauren Heard     | 11    | 74     |
| Okako Adika      | 5     | 21     |
| Tavy Diggs       | 5     | 15     |
| Michelle Berry   | 2     | 15     |
| Yummy Morris     | 2     | 14     |
| Aja Holmes       | 3     | 7      |
| Aahliyah Jackson | 1     | 6      |
| Kayla Mokwuah    | 2     | 3      |
| Caroline Germond | 0     | 1      |
| Patricia Morris  | 0     | 1      |

| 15+ POINTS     | 21-22 | CAREER |
|----------------|-------|--------|
| Lauren Heard   | 8     | 51     |
| Okako Adika    | 4     | 12     |
| Tavy Diggs     | 2     | 9      |
| Yummy Morris   | 1     | 6      |
| Michelle Berry | 0     | 3      |
| Aja Holmes     | 1     | 2      |

| 20+ POINTS   | 21-22 | CAREER |
|--------------|-------|--------|
| Lauren Heard | 4     | 33     |
| Tavy Diggs   | 1     | 3      |
| Okako Adika  | 1     | 2      |
| Aja Holmes   | 1     | 2      |
| Yummy Morris | 0     | 2      |

| 30+ POINTS   | 21-22 | CAREER |
|--------------|-------|--------|
| Lauren Heard | 1     | 5      |

| 3+ 3-POINTERS    | 21-22 | CAREER |
|------------------|-------|--------|
| Lauren Heard     | 0     | 12     |
| Aja Holmes       | 3     | 9      |
| Okako Adika      | 3     | 9      |
| Michelle Berry   | 1     | 7      |
| Aahliyah Jackson | 0     | 4      |

| 10+ REBOUNDS   | 21-22 | CAREER |
|----------------|-------|--------|
| Lauren Heard   | 2     | 12     |
| Michelle Berry | 0     | 7      |
| Tavy Diggs     | 2     | 2      |
| Okako Adika    | 0     | 1      |

| 15+ REBOUNDS | 21-22 | CAREER |
|--------------|-------|--------|
| Lauren Heard | 0     | 1      |

| 5+ ASSISTS       | 21-22 | CAREER |
|------------------|-------|--------|
| Lauren Heard     | 5     | 39     |
| Caroline Germond | 0     | 4      |
| Michelle Berry   | 0     | 2      |
| Tavy Diggs       | 1     | 1      |
| Okako Adika      | 0     | 1      |

| 3+ STEALS        | 21-22 | CAREER |
|------------------|-------|--------|
| Lauren Heard     | 3     | 34     |
| Michelle Berry   | 1     | 5      |
| Aahliyah Jackson | 1     | 4      |
| Tavy Diggs       | 2     | 2      |
| Caroline Germond | 0     | 2      |
| Okako Adika      | 1     | 1      |
| Yummy Morris     | 0     | 1      |
| Okako Adika      | 0     | 1      |

| 3+ BLOCKS     | 21-22 | CAREER |
|---------------|-------|--------|
| Yummy Morris  | 0     | 9      |
| Kayla Mokwuah | 0     | 1      |

| DOUBLE-DOUBLES | 21-22 | CAREER |
|----------------|-------|--------|
| Lauren Heard   | 2     | 11     |
| Michelle Berry | 0     | 4      |
| Tavy Diggs     | 2     | 2      |
| Okako Adika    | 0     | 1      |





**TCU 2021-22 HIGHS/LOWS**

**MOST 1ST QUARTER POINTS**

|        |                |          |
|--------|----------------|----------|
| TCU 23 | vs Cal Baptist | 11/27/21 |
| OPP 25 | vs Cal Baptist | 11/27/21 |

**FEWEST 1ST QUARTER POINTS**

|             |                 |          |
|-------------|-----------------|----------|
| TCU 8       | North Carolina  | 11/21/21 |
| OPP 12 (3x) | last, Texas A&M | 12/12/21 |

**MOST 2ND QUARTER POINTS**

|        |                 |          |
|--------|-----------------|----------|
| TCU 26 | Houston Baptist | 11/09/21 |
| OPP 23 | SMU             | 01/02/22 |

**FEWEST 2ND QUARTER POINTS**

|       |                  |          |
|-------|------------------|----------|
| TCU 5 | SMU              | 01/02/22 |
| OPP 8 | Southeastern La. | 12/01/21 |

**MOST FIRST HALF POINTS**

|             |           |          |
|-------------|-----------|----------|
| TCU 42      | Texas A&M | 12/12/21 |
| OPP 44 (2x) | last, SMU | 01/02/22 |

**FEWEST FIRST HALF POINTS**

|        |                  |          |
|--------|------------------|----------|
| TCU 18 | at Iowa State    | 01/08/22 |
| OPP 21 | Southeastern La. | 12/01/21 |

**MOST 3RD QUARTER POINTS**

|        |                |          |
|--------|----------------|----------|
| TCU 24 | Oklahoma State | 01/12/22 |
| OPP 28 | North Carolina | 11/21/21 |

**FEWEST 3RD QUARTER POINTS**

|             |               |          |
|-------------|---------------|----------|
| TCU 9       | Florida       | 12/05/21 |
| OPP 10 (2x) | last, Florida | 12/05/21 |

**MOST 4TH QUARTER POINTS**

|        |           |          |
|--------|-----------|----------|
| TCU 26 | Texas A&M | 12/12/21 |
| OPP 32 | Texas A&M | 12/12/21 |

**FEWEST 4TH QUARTER POINTS**

|        |                  |          |
|--------|------------------|----------|
| TCU 6  | North Carolina   | 11/21/21 |
| OPP 10 | Southeastern La. | 12/01/21 |

**MOST POINTS IN A GAME**

|        |                |          |
|--------|----------------|----------|
| TCU 87 | Texas A&M      | 12/12/21 |
| OPP 91 | vs Cal Baptist | 11/27/21 |

**FEWEST POINTS IN A GAME**

|        |                  |          |
|--------|------------------|----------|
| TCU 46 | North Carolina   | 11/21/21 |
| OPP 46 | Southeastern La. | 12/01/21 |

**BIGGEST WIN MARGIN**

|        |                 |          |
|--------|-----------------|----------|
| TCU 30 | Houston Baptist | 11/09/21 |
| OPP 33 | North Carolina  | 11/21/21 |

**CLOSEST WIN MARGIN**

|       |                |          |
|-------|----------------|----------|
| TCU 1 | Oklahoma State | 01/12/22 |
| OPP 6 | Kansas         | 01/10/22 |

**SPECIALTY STATISTICS COMPARISON (TCU-OPP)**

| OPPONENT          | OFF T/O | IN PAINT | 2ND-CHANCE | FB    | BENCH |
|-------------------|---------|----------|------------|-------|-------|
| HOUSTON BAPTIST   | 18-6    | 38-22    | 16-9       | 18-12 | 39-18 |
| AT TULANE         | 14-12   | 32-30    | 12-15      | 10-10 | 46-10 |
| NORTH CAROLINA    | 10-11   | 24-22    | 1-19       | 4-9   | 28-16 |
| AT ST. MARY'S     | 24-4    | 30-26    | 12-7       | 18-13 | 16-28 |
| VS CAL BAPTIST    | 13-10   | 34-36    | 12-6       | 14-9  | 31-18 |
| SOUTHEASTERN LA.  | 10-12   | 18-26    | 7-3        | 5-4   | 15-0  |
| FLORIDA           | 12-19   | 30-20    | 5-6        | 2-16  | 18-20 |
| TEXAS A&M         | 20-24   | 34-40    | 16-6       | 8-14  | 34-35 |
| SMU               | 7-12    | 24-34    | 4-14       | 7-21  | 25-8  |
| AT IOWA STATE     | 6-17    | 26-24    | 9-7        | 2-5   | 30-13 |
| KANSAS            | 18-23   | 30-40    | 12-13      | 19-20 | 10-29 |
| OKLAHOMA STATE    | 12-14   | 34-24    | 6-1        | 11-19 | 9-12  |
| AT OKLAHOMA       |         |          |            |       |       |
| TEXAS TECH        |         |          |            |       |       |
| TEXAS             |         |          |            |       |       |
| AT WEST VIRGINIA  |         |          |            |       |       |
| AT KANSAS STATE   |         |          |            |       |       |
| WEST VIRGINIA     |         |          |            |       |       |
| AT KANSAS         |         |          |            |       |       |
| AT OKLAHOMA STATE |         |          |            |       |       |
| IOWA STATE        |         |          |            |       |       |
| AT BAYLOR         |         |          |            |       |       |
| BAYLOR            |         |          |            |       |       |
| OKLAHOMA          |         |          |            |       |       |
| AT TEXAS          |         |          |            |       |       |
| AT TEXAS TECH     |         |          |            |       |       |
| KANSAS STATE      |         |          |            |       |       |

**TCU STARTERS**

| OPPONENT          | G     | G       | G/F   | F      | F/C       | RECORD |
|-------------------|-------|---------|-------|--------|-----------|--------|
| HOUSTON BAPTIST   | HEARD | JACKSON | OKAKO | BERRY  | P. MORRIS | 1-0    |
| AT TULANE         | HEARD | JACKSON | OKAKO | BERRY  | P. MORRIS | 1-1    |
| NORTH CAROLINA    | HEARD | JACKSON | DIGGS | MANU   | P. MORRIS | 0-1    |
| AT ST. MARY'S     | HEARD | JACKSON | OKAKO | BERRY  | P. MORRIS | 2-1    |
| VS CAL BAPTIST    | HEARD | JACKSON | OKAKO | BERRY  | P. MORRIS | 2-2    |
| SOUTHEASTERN LA.  | HEARD | JACKSON | OKAKO | BERRY  | P. MORRIS | 3-2    |
| FLORIDA           | HEARD | JACKSON | OKAKO | BERRY  | P. MORRIS | 3-3    |
| TEXAS A&M         | HEARD | JACKSON | OKAKO | BERRY  | P. MORRIS | 4-3    |
| SMU               | HEARD | JACKSON | OKAKO | HOLMES | P. MORRIS | 0-1    |
| AT IOWA STATE     | HEARD | JACKSON | OKAKO | BERRY  | P. MORRIS | 4-4    |
| KANSAS            | HEARD | DIGGS   | OKAKO | HOLMES | Y. MORRIS | 0-1    |
| OKLAHOMA STATE    | HEARD | DIGGS   | OKAKO | HOLMES | Y. MORRIS | 1-1    |
| AT OKLAHOMA       |       |         |       |        |           |        |
| TEXAS TECH        |       |         |       |        |           |        |
| TEXAS             |       |         |       |        |           |        |
| AT WEST VIRGINIA  |       |         |       |        |           |        |
| AT KANSAS STATE   |       |         |       |        |           |        |
| WEST VIRGINIA     |       |         |       |        |           |        |
| AT KANSAS         |       |         |       |        |           |        |
| AT OKLAHOMA STATE |       |         |       |        |           |        |
| IOWA STATE        |       |         |       |        |           |        |
| AT BAYLOR         |       |         |       |        |           |        |
| BAYLOR            |       |         |       |        |           |        |
| OKLAHOMA          |       |         |       |        |           |        |
| AT TEXAS          |       |         |       |        |           |        |
| AT TEXAS TECH     |       |         |       |        |           |        |
| KANSAS STATE      |       |         |       |        |           |        |





**THE LAST TIME**

**... A TCU TEAM**

|  |  |
|--|--|
| Scored 100+ points                         | W, 112-62 vs. Southeastern La. (12/10/17)  |
| Scored 100+ points in non-overtime game    | W, 112-62 vs. Southeastern La. (12/10/17)  |
| Scored 100+ points in a conference game    | W, 100-96 (4OT) at Utah (2/10/10)  |
| Scored 100+ points in a Big 12 game        | None   |
| Scored 90+ points                          | W, 96-71, vs. Oklahoma (03/04/20)  |
| Scored 90+ points in a conference game     | W, 96-71, vs. Oklahoma (03/04/20)  |
| Played an overtime game                    | L, 78-88 (2OT), at Tulane (11/17/21)   |
| Won an overtime game                       | W, 81-78 (OT), vs Kansas (01/17/21)  |
| Played a two overtime game                 | L, 78-88 (2OT), at Tulane (11/17/21)   |
| Played a three overtime game               | L, 111-121 (3OT), vs Hardin-Simmons (11/28/81)   |
| Played a four overtime game                | W, 100-96 (4OT), at Utah (02/10/10)  |
| Played consecutive overtime games          | None   |
| Held a team to 40 points or less           | W, 49-37, vs. Oklahoma State (02/23/20)  |
| Held a team to 20 points or less in a half | 14 (1st Half), vs. Oral Roberts (12/22/20)   |
| Shot 60+ percent FG                        | 60.8 (31-51), vs Lamar (03/15/18)  |
| Shot 60+ percent FG in a half              | 60.0 (21-35) 1st Half, at Kansas (02/08/20)  |
| Held a team to 20 percent FG               | 15.7 (8-of-51), vs Sam Houston State (11/15/16)  |
| Held a team to 20 percent FG in a half     | 18.5 (5-of-27) (1st Half), vs Oral Roberts (12/22/20)  |
| Made 10+ 3-pointers                        | 10, vs Southeastern Louisiana (12/01/21)   |
| Made 15+ 3-pointers                        | 18, vs Southeastern La. (12/10/17)   |
| Did not make a 3-pointer                   | (0-of-9), vs UTRGV (01/05/12)  |
|  | Active streak of 312 games with a 3-pointer  |
| Held a team to zero 3-pointers             | (0-of-1), at LSU (12/04/16)  |
| Shot 90 percent FT (min. 10 att.)          | 90.9% (10-of-11), vs Kansas (01/10/22)   |
| Attempted 35+ free throws                  | 39, vs Oklahoma (03/03/18)   |
| Made 30+ free throws                       | 32, vs Oklahoma (03/03/18)   |
| Had 30+ assists                            | 33, vs. Southeastern La. (12/10/17)  |
| Had 25+ assists                            | 29, vs. Oklahoma (03/04/20)  |
| Forced 30+ turnovers                       | 30, vs Alcorn State (12/29/18)   |
| Forced 25+ turnovers                       | 28, vs Kansas State (02/01/20)   |
| Had 20+ steals                             | 21, vs Incarnate Word (11/25/20)   |
| Had 15+ steals                             | 21, vs Incarnate Word (11/25/20)   |
| Had 15+ blocks                             | 19, vs UAB (01/16/05)*   |
|  | *NCAA Record   |
| Had 10+ blocks                             | 11, vs. Oral Roberts (12/22/20)  |
| Overcame a 10-point deficit to win         | vs Oklahoma State (01/12/22)   |
|  | Trailed by 14, 41-27, with 8:33 left in 3Q, won 64-63  |
| Overcame a 15-point deficit to win         | at Texas Tech (02/06/19)   |
|  | Trailed by 15, 50-35, with 4:29 left in 3Q, won 70-63  |
| Overcame a 20-point deficit to win         | vs Iowa State (10/07/15)   |
|  | Trailed by 24, 51-27, with 16:21 left in second half, won 86-84  |
| Had six players score in double figures    | vs Texas Tech (01/07/18)   |
|  | Jordan Moore (18), Amy Okonkwo (17), Kianna Ray (13), Toree Thompson (13), Lauren Heard (12), Amber Ramirez (10) |
| Had five players score in double figures   | vs. Kansas (01/17/21)  |
|  | Lauren Heard (19), Yummy Morris (16), Aahliyah Jackson (13), Michelle Berry (10), Tavy Diggs (10)                |
| Had two players score 20+ points           | vs Oklahoma State (01/12/22)   |
|  | Lauren Heard (20), Tavy Diggs (20)   |
| Had three players score 20+ points         | vs Stephen F. Austin (03/19/15)  |
|  | Jada Butts (21), Veja Hamilton (21), Chelsea Prince (20)   |
| Had two players record double-doubles      | vs Texas Tech (01/23/21)   |
|  | Lauren Heard (23 pts, 11 reb), Michelle Berry (14 pts, 13 reb)   |
| Beat a ranked team                         | W, 87-75, vs. Texas A&M (12/12/21)   |
| Beat a top-10 team                         | W, 79-77, vs #7 Texas (01/10/18)   |
| Beat a top-5 team                          | W, 82-73, at #3 California (12/07/08)  |
| Beat a ranked team on the road             | W, 65-63, at #25 Texas (01/03/20)  |
| Won consecutive games against ranked teams | W, 76-74 (OT), at #15 West Virginia (1/13/18), W, 79-77, vs #7 Texas (01/10/18)                                  |
| Was ranked in AP Poll                      | No. 25 (02/24/20)  |
| Was ranked in Coaches Poll                 | No. 25 (02/24/20)  |
| Highest AP Poll ranking                    | 13th (02/23/04)  |
| Highest Coaches Poll ranking               | 15th (03/01/04)  |
| Received votes in AP Poll                  | Received (2) votes (01/25/21)  |
| Received votes in Coaches Poll             | Received (7) votes (03/02/20)  |





**THE LAST TIME**

**... A TCU PLAYER**

|  |  |
|--|--|
| Scored 40+ points .....                                    | 43, Emily Carter vs SMU (11/17/10)   |
| Scored 30+ points .....                                    | 33, Lauren Heard vs Texas A&M (12/12/21)   |
| Scored 20+ points .....                                    | 20, Lauren Heard & Tavy Diggs vs Oklahoma State (01/12/22)                           |
| Scored 20+ points in half .....                            | 21 (2nd half), 27 (total), Okako Adika vs Kansas (01/10/22)                          |
| Scored 10+ points in 10 or more consecutive games .....    | 10, Lauren Heard   |
| .....  | at Oklahoma State (01/09/21) thru at West Virginia (02/20/21)                        |
| Scored 10+ points in 15 or more consecutive games .....    | 21, Lauren Heard   |
| .....  | at SMU (11/20/19) thru at Kansas State (02/19/20)                                    |
| Scored 20+ points in consecutive games .....               | 2, Lauren Heard  |
| .....  | 35, at Kansas State (03/01/21) thru 31, at Oklahoma (03/04/21)                       |
| Scored 20+ points in three or more consecutive games ..... | 3, Lauren Heard  |
| .....  | 27, vs Kansas State (02/10/21) thru 38, at West Virginia (02/20/21)                  |
| Scored 20+ points in five or more consecutive games .....  | 5, Sandora Irvin   |
| .....  | vs Oklahoma (12/09/04) thru vs Grambling (12/29/04)                                  |
| Made 10+ field goals .....                                 | 10, Lauren Heard vs Texas (03/07/21)   |
| Shot 100% FG (min. 5 att.) .....                           | 5-of-5, Aahlyyah Jackson vs Central Arkansas (11/28/20)                              |
| Made 8+ 3-pointers .....                                   | 11, Amber Ramirez vs Southeastern Louisiana (12/10/17)                               |
| Made 5+ 3-pointers .....                                   | 6, Okako Adika vs. Kansas (01/10/22)   |
| Made 15+ free throws .....                                 | 18, Lauren Heard vs Texas A&M (12/12/21)   |
| Made 10+ free throws .....                                 | 18, Lauren Heard vs Texas A&M (12/12/21)   |
| Had 20+ rebounds .....                                     | 21, Sandora Irvin vs USF (02/09/11)  |
| Had 15+ rebounds .....                                     | 15, Lauren Heard vs. Oklahoma State (02/23/20)                                       |
| Had a double-double .....                                  | Tavy Diggs [20 points, 11 rebounds] vs Oklahoma State (01/12/22)                     |
| Had consecutive double-doubles .....                       | 3, Amy Okonkwo   |
| .....  | 36 pts, 14 reb at Arkansas (3/28/19) thru (22 pts, 11 reb) at Arizona (04/03/19)     |
| Had double-double in three or more consecutive games ..... | 3, Amy Okonkwo   |
| .....  | 36 pts, 14 reb at Arkansas (3/28/19) thru (22 pts, 11 reb) at Arizona (04/03/19)     |
| Had double-double in four or more consecutive games .....  | 4, Sandora Irvin   |
| .....  | at Utah (12/19/04) thru vs UT Arlington (01/02/05)                                   |
| Had double-double in five or more consecutive games .....  | 15, Sandora Irvin  |
| .....  | vs Cincinnati (1/25/04) thru vs Georgia (03/22/04)                                   |
| Had a triple-double .....                                  | Helena Sverrisdottir [16 points, 11 assists, 10 rebounds] vs Oral Roberts (03/17/11) |
| .....  | (Three in TCU history)   |
| Had 13+ assists .....                                      | 13, Zahna Medley vs Oklahoma (01/09/13)  |
| Had 10+ assists .....                                      | 10, Kianna Ray vs Duquesne (11/06/18)  |
| Had 10+ steals .....                                       | 11, Lauren Heard at Oklahoma (03/04/21)  |
| Had 7+ steals .....  | 11, Lauren Heard at Oklahoma (03/04/21)  |
| Had 5+ steals .....  | 6, Tavy Diggs vs Oklahoma State (01/12/22)   |
| Had 10+ blocks .....                                       | 10, Latrica Lovings vs Stephen F. Austin (12/04/13)                                  |
| Had 5+ blocks .....  | 5, Jordan Moore vs Kansas State (02/23/19)   |
| Played every minute in a game .....                        | Lauren Heard (40:00), at Iowa State (02/13/21)                                       |
| Played more than 40 min. ....                              | Lauren Heard (41:52), at Kansas State (03/01/21)                                     |





**CAROLINE  
GERMOND**

5-7 | G | SR.

ANGERS, FRANCE | SOUTH PLAINS COLLEGE

0



**CAROLINE GERMOND'S 2021-22 GAME-BY-GAME STATISTICS**

| DATE  | OPPONENT               | GS | MIN | FG  | %    | 3FG | %    | FT  | %    | O   | D | T | AVG | PF | A | TO | B | S | PT |
|-------|------------------------|----|-----|-----|------|-----|------|-----|------|-----|---|---|-----|----|---|----|---|---|----|
| 11/09 | Houston Baptist        | -  | -   | -   | -    | -   | -    | -   | -    | DNP | - | - | -   | -  | - | -  | - | - | -  |
| 11/17 | at Tulane              | -  | -   | -   | -    | -   | -    | -   | -    | DNP | - | - | -   | -  | - | -  | - | - | -  |
| 11/21 | UNC                    | -  | -   | -   | -    | -   | -    | -   | -    | DNP | - | - | -   | -  | - | -  | - | - | -  |
| 11/26 | at St. Mary's          | -  | -   | -   | -    | -   | -    | -   | -    | DNP | - | - | -   | -  | - | -  | - | - | -  |
| 11/27 | vs. Cal Baptist        |    | 7   | 0-0 | .000 | 0-0 | .000 | 0-0 | .000 | 0   | 0 | 0 | 0.0 | 1  | 0 | 0  | 0 | 0 | 0  |
| 12/01 | Southeastern Louisiana |    | 21  | 2-5 | .400 | 2-5 | .400 | 1-2 | .500 | 0   | 4 | 4 | 2.0 | 3  | 1 | 2  | 0 | 1 | 7  |
| 12/05 | Florida                |    | 13  | 0-2 | .000 | 0-0 | .000 | 0-0 | .000 | 0   | 2 | 2 | 2.0 | 1  | 1 | 3  | 0 | 1 | 0  |
| 12/12 | Texas A&M              |    | 2   | 0-0 | .000 | 0-0 | .000 | 0-0 | .000 | 0   | 0 | 0 | 1.5 | 0  | 0 | 2  | 0 | 0 | 0  |
| 01/02 | SMU                    |    | 3   | 0-0 | .000 | 0-0 | .000 | 0-0 | .000 | 0   | 0 | 0 | 1.2 | 0  | 0 | 0  | 0 | 0 | 0  |
| 01/08 | at Iowa State          |    | 16  | 2-6 | .333 | 2-4 | .500 | 0-0 | .000 | 0   | 3 | 3 | 1.5 | 4  | 0 | 0  | 0 | 1 | 6  |
| 01/10 | Kansas                 |    | 7   | 0-2 | .000 | 0-1 | .000 | 0-0 | .000 | 0   | 1 | 1 | 1.4 | 0  | 2 | 0  | 0 | 1 | 0  |
| 01/12 | Oklahoma State         |    | 1   | 0-0 | .000 | 0-0 | .000 | 0-0 | .000 | 0   | 0 | 0 | 1.3 | 1  | 0 | 1  | 0 | 0 | 0  |
| 01/15 | at Oklahoma            |    |     |     |      |     |      |     |      |     |   |   |     |    |   |    |   |   |    |
| 01/19 | Texas Tech             |    |     |     |      |     |      |     |      |     |   |   |     |    |   |    |   |   |    |
| 01/22 | Texas                  |    |     |     |      |     |      |     |      |     |   |   |     |    |   |    |   |   |    |
| 01/25 | at West Virginia       |    |     |     |      |     |      |     |      |     |   |   |     |    |   |    |   |   |    |
| 01/29 | at Kansas State        |    |     |     |      |     |      |     |      |     |   |   |     |    |   |    |   |   |    |
| 02/02 | West Virginia          |    |     |     |      |     |      |     |      |     |   |   |     |    |   |    |   |   |    |
| 02/05 | at Kansas              |    |     |     |      |     |      |     |      |     |   |   |     |    |   |    |   |   |    |
| 02/09 | at Oklahoma State      |    |     |     |      |     |      |     |      |     |   |   |     |    |   |    |   |   |    |
| 02/12 | Iowa State             |    |     |     |      |     |      |     |      |     |   |   |     |    |   |    |   |   |    |
| 02/16 | at Baylor              |    |     |     |      |     |      |     |      |     |   |   |     |    |   |    |   |   |    |
| 02/19 | Baylor                 |    |     |     |      |     |      |     |      |     |   |   |     |    |   |    |   |   |    |
| 02/23 | Oklahoma               |    |     |     |      |     |      |     |      |     |   |   |     |    |   |    |   |   |    |
| 02/26 | at Texas               |    |     |     |      |     |      |     |      |     |   |   |     |    |   |    |   |   |    |
| 03/02 | at Texas Tech          |    |     |     |      |     |      |     |      |     |   |   |     |    |   |    |   |   |    |
| 03/05 | Kansas State           |    |     |     |      |     |      |     |      |     |   |   |     |    |   |    |   |   |    |

**CAROLINE GERMOND'S SEASON/CAREER HIGHS**

|                 |        |  |                                   |  |  |  |  |  |  |  |  |  |  |  |  |  |  |  |  |
|-----------------|--------|--|-----------------------------------|--|--|--|--|--|--|--|--|--|--|--|--|--|--|--|--|
| <b>POINTS</b>   |        |  |                                   |  |  |  |  |  |  |  |  |  |  |  |  |  |  |  |  |
| 2021-22:        | 7      |  | Southeastern Louisiana (12/01/21) |  |  |  |  |  |  |  |  |  |  |  |  |  |  |  |  |
| Career:         | 10     |  | Middle Tennessee (12/13/20)       |  |  |  |  |  |  |  |  |  |  |  |  |  |  |  |  |
| <b>REBOUNDS</b> |        |  |                                   |  |  |  |  |  |  |  |  |  |  |  |  |  |  |  |  |
| 2021-22:        | 4      |  | Southeastern Louisiana (12/01/21) |  |  |  |  |  |  |  |  |  |  |  |  |  |  |  |  |
| Career:         | 5      |  | Texas Tech (01/23/21)             |  |  |  |  |  |  |  |  |  |  |  |  |  |  |  |  |
| <b>ASSISTS</b>  |        |  |                                   |  |  |  |  |  |  |  |  |  |  |  |  |  |  |  |  |
| 2021-22:        | 1 (2x) |  | last, Florida (12/05/21)          |  |  |  |  |  |  |  |  |  |  |  |  |  |  |  |  |
| Career:         | 8      |  | Kansas (01/17/21)                 |  |  |  |  |  |  |  |  |  |  |  |  |  |  |  |  |
| <b>BLOCKS</b>   |        |  |                                   |  |  |  |  |  |  |  |  |  |  |  |  |  |  |  |  |
| 2021-22:        | --     |  |                                   |  |  |  |  |  |  |  |  |  |  |  |  |  |  |  |  |
| Career:         | 1 (3x) |  | last, Texas Tech (01/23/21)       |  |  |  |  |  |  |  |  |  |  |  |  |  |  |  |  |
| <b>STEALS</b>   |        |  |                                   |  |  |  |  |  |  |  |  |  |  |  |  |  |  |  |  |
| 2021-22:        | 1 (3x) |  | last, at Iowa State (01/08/22)    |  |  |  |  |  |  |  |  |  |  |  |  |  |  |  |  |
| Career:         | 6      |  | Incarnate Word (11/25/20)         |  |  |  |  |  |  |  |  |  |  |  |  |  |  |  |  |

**CAROLINE GERMOND'S CAREER STATISTICS**

| SEASON       | TEAM | GP-GS        | MIN/AVG         | Field Goals   |             | 3-Point      |             | F-Throws    |             | Rebounds  |           |           |            | Scoring     |           |           |          |           |            |            |
|--------------|------|--------------|-----------------|---------------|-------------|--------------|-------------|-------------|-------------|-----------|-----------|-----------|------------|-------------|-----------|-----------|----------|-----------|------------|------------|
|              |      |              |                 | FG-FGA        | FG%         | 3FG-3FGA     | 3FG%        | FT-FTA      | FT%         | OFF       | DEF       | TOT       | AVG        | PF-FO       | A         | TO        | BLK      | STL       | PTS        | AVG        |
| 2020-21      | TCU  | 25-13        | 572/22.9        | 36-131        | .275        | 13-59        | .220        | 6-10        | .600        | 10        | 41        | 51        | 2.0        | 64-0        | 78        | 39        | 3        | 20        | 91         | 3.6        |
| 2021-22      | TCU  | 7-0          | 69/9.8          | 4-15          | .267        | 4-10         | .400        | 1-2         | .500        | 0         | 10        | 10        | 1.4        | 9-0         | 4         | 7         | 0        | 4         | 13         | 1.9        |
| <b>TOTAL</b> |      | <b>32-13</b> | <b>641/20.0</b> | <b>40-146</b> | <b>.274</b> | <b>17-69</b> | <b>.246</b> | <b>7-12</b> | <b>.583</b> | <b>10</b> | <b>51</b> | <b>61</b> | <b>1.9</b> | <b>73-0</b> | <b>82</b> | <b>46</b> | <b>3</b> | <b>24</b> | <b>104</b> | <b>3.3</b> |





**AAHLIYAH JACKSON**

5-10 | G | GR.

FT. SMITH, ARK. | NORTHSIDE HIGH SCHOOL (TEXAS A&M)

1



**AAHLIYAH JACKSON'S 2021-22 GAME-BY-GAME STATISTICS**

| DATE  | OPPONENT               | GS | MIN | FG  | %    | 3FG | %     | FT  | %    | O | D | T | AVG | PF | A | TO | B | S | PT |
|-------|------------------------|----|-----|-----|------|-----|-------|-----|------|---|---|---|-----|----|---|----|---|---|----|
| 11/09 | Houston Baptist        | *  | 31  | 4-8 | .500 | 2-6 | .333  | 2-3 | .667 | 0 | 6 | 6 | 6.0 | 1  | 3 | 1  | 0 | 2 | 12 |
| 11/17 | at Tulane              | *  | 32  | 1-2 | .500 | 1-2 | .500  | 0-0 | .000 | 0 | 2 | 2 | 4.0 | 4  | 2 | 1  | 0 | 2 | 3  |
| 11/21 | UNC                    | *  | 28  | 0-2 | .000 | 0-2 | .000  | 0-0 | .000 | 0 | 5 | 5 | 4.3 | 2  | 2 | 1  | 0 | 0 | 0  |
| 11/26 | at St. Mary's          | *  | 36  | 3-9 | .333 | 1-4 | .250  | 0-0 | .000 | 0 | 2 | 2 | 3.8 | 1  | 4 | 1  | 0 | 2 | 7  |
| 11/27 | vs. Cal Baptist        | *  | 35  | 0-3 | .000 | 0-1 | .000  | 0-0 | .000 | 0 | 0 | 0 | 3.0 | 4  | 1 | 2  | 0 | 0 | 0  |
| 12/01 | Southeastern Louisiana | *  | 25  | 1-6 | .167 | 1-6 | .167  | 0-0 | .000 | 0 | 1 | 1 | 2.7 | 1  | 3 | 0  | 2 | 0 | 3  |
| 12/05 | Florida                | *  | 26  | 1-2 | .500 | 1-1 | 1.000 | 0-0 | .000 | 0 | 4 | 4 | 2.9 | 2  | 2 | 2  | 0 | 3 | 3  |
| 12/12 | Texas A&M              | *  | 35  | 1-6 | .167 | 0-3 | .000  | 0-0 | .000 | 2 | 6 | 8 | 3.5 | 4  | 3 | 3  | 0 | 1 | 2  |
| 01/02 | SMU                    | *  | 21  | 0-0 | .000 | 0-0 | .000  | 0-0 | .000 | 1 | 4 | 5 | 3.7 | 3  | 0 | 0  | 0 | 0 | 0  |
| 01/08 | at Iowa State          | *  | 19  | 0-1 | .000 | 0-1 | .000  | 0-0 | .000 | 0 | 1 | 1 | 3.4 | 3  | 1 | 2  | 0 | 0 | 0  |
| 01/10 | Kansas                 |    | 27  | 2-6 | .333 | 0-3 | .000  | 0-0 | .000 | 0 | 2 | 2 | 3.3 | 0  | 1 | 0  | 0 | 0 | 4  |
| 01/12 | Oklahoma State         |    | 35  | 0-1 | .000 | 0-1 | .000  | 1-2 | .500 | 0 | 5 | 5 | 3.4 | 2  | 2 | 2  | 1 | 1 | 1  |
| 01/15 | at Oklahoma            |    |     |     |      |     |       |     |      |   |   |   |     |    |   |    |   |   |    |
| 01/19 | Texas Tech             |    |     |     |      |     |       |     |      |   |   |   |     |    |   |    |   |   |    |
| 01/22 | Texas                  |    |     |     |      |     |       |     |      |   |   |   |     |    |   |    |   |   |    |
| 01/25 | at West Virginia       |    |     |     |      |     |       |     |      |   |   |   |     |    |   |    |   |   |    |
| 01/29 | at Kansas State        |    |     |     |      |     |       |     |      |   |   |   |     |    |   |    |   |   |    |
| 02/02 | West Virginia          |    |     |     |      |     |       |     |      |   |   |   |     |    |   |    |   |   |    |
| 02/05 | at Kansas              |    |     |     |      |     |       |     |      |   |   |   |     |    |   |    |   |   |    |
| 02/09 | at Oklahoma State      |    |     |     |      |     |       |     |      |   |   |   |     |    |   |    |   |   |    |
| 02/12 | Iowa State             |    |     |     |      |     |       |     |      |   |   |   |     |    |   |    |   |   |    |
| 02/16 | at Baylor              |    |     |     |      |     |       |     |      |   |   |   |     |    |   |    |   |   |    |
| 02/19 | Baylor                 |    |     |     |      |     |       |     |      |   |   |   |     |    |   |    |   |   |    |
| 02/23 | Oklahoma               |    |     |     |      |     |       |     |      |   |   |   |     |    |   |    |   |   |    |
| 02/26 | at Texas               |    |     |     |      |     |       |     |      |   |   |   |     |    |   |    |   |   |    |
| 03/02 | at Texas Tech          |    |     |     |      |     |       |     |      |   |   |   |     |    |   |    |   |   |    |
| 03/05 | Kansas State           |    |     |     |      |     |       |     |      |   |   |   |     |    |   |    |   |   |    |

**AAHLIYAH JACKSON'S SEASON/CAREER HIGHS**

|                 |                 |                                |               |                |   |
|-----------------|-----------------|--------------------------------|---------------|----------------|---|
| <b>POINTS</b>   | 2021-22: 12     | Houston Baptist (11/09/21)     | <b>BLOCKS</b> | 2021-22: 2     | Southeastern Louisiana (12/01/21)       |
|                 | Career: 13 (3x) | last, Kansas (01/17/21)        |               | Career: 2 (3x) | last, Southeastern Louisiana (12/01/21) |
| <b>REBOUNDS</b> | 2021-22: 8      | Texas A&M (12/12/21)           | <b>STEALS</b> | 2021-22: 3     | Florida (12/05/21)                      |
|                 | Career: 8 (2x)  | Texas A&M (12/12/21)           |               | Career: 3 (4x) | last, Florida (12/05/21)                |
| <b>ASSISTS</b>  | 2021-22: 4      | at St. Mary's (11/26/21)       |               |                |   |
|                 | Career: 4 (2x)  | last, at St. Mary's (11/26/21) |               |                |   |

**AAHLIYAH JACKSON'S CAREER STATISTICS**

| SEASON               | TEAM | GP-GS         | MIN/AVG          | Field Goals   |             | 3-Point       |             | F-Throws     |             | Rebounds  |            |            |            | Scoring      |           |           |           |           |            |            |
|----------------------|------|---------------|------------------|---------------|-------------|---------------|-------------|--------------|-------------|-----------|------------|------------|------------|--------------|-----------|-----------|-----------|-----------|------------|------------|
|                      |      |               |                  | FG-FGA        | FG%         | 3FG-3FGA      | 3FG%        | FT-FTA       | FT%         | OFF       | DEF        | TOT        | AVG        | PF-FO        | A         | TO        | BLK       | STL       | PTS        | AVG        |
| 2016-17              | TA&M | 21-0          | 136/6.5          | 6-25          | .240        | 1-9           | .111        | 8-12         | .667        | 8         | 12         | 20         | 1.0        | 17-0         | 4         | 5         | 1         | 4         | 21         | 1.0        |
| 2017-18              | TA&M | 3-0           | 17/5.7           | 2-3           | .667        | 0-0           | .000        | 0-0          | .000        | 0         | 3          | 3          | 1.0        | 6-0          | 0         | 0         | 0         | 0         | 4          | 1.3        |
| 2018-19              | TA&M | 19-2          | 159/8.4          | 8-23          | .348        | 0-1           | .000        | 20-22        | .909        | 14        | 22         | 36         | 1.9        | 19-0         | 8         | 10        | 2         | 5         | 36         | 1.9        |
| 2019-20              | TA&M | 22-0          | 120/5.5          | 7-15          | .467        | 1-3           | .333        | 3-8          | .375        | 12        | 12         | 24         | 1.1        | 9-0          | 5         | 8         | 0         | 2         | 18         | 0.8        |
| 2020-21              | TCU  | 24-24         | 671/28.0         | 42-139        | .302        | 26-79         | .329        | 23-41        | .561        | 15        | 60         | 75         | 3.1        | 63-1         | 29        | 31        | 12        | 22        | 133        | 5.5        |
| 2021-22              | TCU  | 11-10         | 311/28.2         | 13-45         | .289        | 6-29          | .207        | 2-3          | .667        | 3         | 33         | 36         | 3.3        | 25-0         | 22        | 13        | 2         | 10        | 34         | 3.1        |
| <b>TOTAL FOR TCU</b> |      | <b>35-34</b>  | <b>982/28.0</b>  | <b>55-184</b> | <b>.299</b> | <b>32-108</b> | <b>.296</b> | <b>25-44</b> | <b>.568</b> | <b>18</b> | <b>93</b>  | <b>111</b> | <b>3.2</b> | <b>88-1</b>  | <b>51</b> | <b>44</b> | <b>14</b> | <b>32</b> | <b>167</b> | <b>4.8</b> |
| <b>TOTAL</b>         |      | <b>100-36</b> | <b>1414/14.1</b> | <b>78-250</b> | <b>.312</b> | <b>34-121</b> | <b>.281</b> | <b>56-86</b> | <b>.651</b> | <b>52</b> | <b>142</b> | <b>194</b> | <b>1.9</b> | <b>139-1</b> | <b>68</b> | <b>67</b> | <b>17</b> | <b>43</b> | <b>246</b> | <b>2.5</b> |



**TARA  
MANUMALEUGA**

5-10 | G | JR.

QUEENSLAND, AUSTRALIA | HILLCREST CHRISTIAN COLLEGE (ARIZONA)

**2****TARA MANUMALEUGA'S 2021-22 GAME-BY-GAME STATISTICS**

| DATE  | OPPONENT               | GS | MIN | FG   | %    | 3FG  | %    | FT  | %     | O   | D | T | AVG | PF | A | TO | B | S | PT |
|-------|------------------------|----|-----|------|------|------|------|-----|-------|-----|---|---|-----|----|---|----|---|---|----|
| 11/09 | Houston Baptist        |    | 26  | 3-13 | .231 | 2-10 | .200 | 1-2 | .500  | 1   | 3 | 4 | 4.0 | 3  | 1 | 4  | 0 | 3 | 9  |
| 11/17 | at Tulane              |    | 5   | 2-3  | .667 | 2-3  | .667 | 0-0 | .000  | 0   | 0 | 0 | 2.0 | 0  | 0 | 1  | 0 | 0 | 6  |
| 11/21 | UNC                    | *  | 22  | 4-11 | .364 | 1-8  | .125 | 0-0 | .000  | 1   | 2 | 3 | 2.3 | 2  | 0 | 1  | 0 | 0 | 9  |
| 11/26 | at St. Mary's          |    | 11  | 0-4  | .000 | 0-4  | .000 | 0-2 | .000  | 0   | 0 | 0 | 1.8 | 1  | 1 | 1  | 1 | 0 | 0  |
| 11/27 | vs. Cal Baptist        |    | 2   | 0-1  | .000 | 0-0  | .000 | 0-0 | .000  | 1   | 0 | 1 | 1.6 | 0  | 0 | 0  | 0 | 0 | 0  |
| 12/01 | Southeastern Louisiana |    | 3   | 0-1  | .000 | 0-1  | .000 | 0-0 | .000  | 0   | 0 | 0 | 1.3 | 0  | 0 | 1  | 0 | 0 | 0  |
| 12/05 | Florida                |    | 18  | 2-8  | .250 | 0-3  | .000 | 0-0 | .000  | 0   | 0 | 0 | 1.1 | 1  | 1 | 1  | 0 | 2 | 4  |
| 12/12 | Texas A&M              |    | 6   | 0-2  | .000 | 0-1  | .000 | 0-0 | .000  | 0   | 1 | 1 | 1.1 | 0  | 0 | 1  | 0 | 0 | 0  |
| 01/02 | SMU                    |    | 17  | 1-6  | .167 | 0-3  | .000 | 2-2 | 1.000 | 0   | 4 | 4 | 1.4 | 1  | 3 | 4  | 0 | 2 | 4  |
| 01/08 | at Iowa State          |    | 13  | 0-5  | .000 | 0-3  | .000 | 0-0 | .000  | 0   | 1 | 1 | 1.4 | 1  | 1 | 1  | 1 | 0 | 0  |
| 01/10 | Kansas                 |    | -   | -    | -    | -    | -    | -   | -     | DNP | - | - | -   | -  | - | -  | - | - | -  |
| 01/12 | Oklahoma State         |    | -   | -    | -    | -    | -    | -   | -     | DNP | - | - | -   | -  | - | -  | - | - | -  |
| 01/15 | at Oklahoma            |    |     |      |      |      |      |     |       |     |   |   |     |    |   |    |   |   |    |
| 01/19 | Texas Tech             |    |     |      |      |      |      |     |       |     |   |   |     |    |   |    |   |   |    |
| 01/22 | Texas                  |    |     |      |      |      |      |     |       |     |   |   |     |    |   |    |   |   |    |
| 01/25 | at West Virginia       |    |     |      |      |      |      |     |       |     |   |   |     |    |   |    |   |   |    |
| 01/29 | at Kansas State        |    |     |      |      |      |      |     |       |     |   |   |     |    |   |    |   |   |    |
| 02/02 | West Virginia          |    |     |      |      |      |      |     |       |     |   |   |     |    |   |    |   |   |    |
| 02/05 | at Kansas              |    |     |      |      |      |      |     |       |     |   |   |     |    |   |    |   |   |    |
| 02/09 | at Oklahoma State      |    |     |      |      |      |      |     |       |     |   |   |     |    |   |    |   |   |    |
| 02/12 | Iowa State             |    |     |      |      |      |      |     |       |     |   |   |     |    |   |    |   |   |    |
| 02/16 | at Baylor              |    |     |      |      |      |      |     |       |     |   |   |     |    |   |    |   |   |    |
| 02/19 | Baylor                 |    |     |      |      |      |      |     |       |     |   |   |     |    |   |    |   |   |    |
| 02/23 | Oklahoma               |    |     |      |      |      |      |     |       |     |   |   |     |    |   |    |   |   |    |
| 02/26 | at Texas               |    |     |      |      |      |      |     |       |     |   |   |     |    |   |    |   |   |    |
| 03/02 | at Texas Tech          |    |     |      |      |      |      |     |       |     |   |   |     |    |   |    |   |   |    |
| 03/05 | Kansas State           |    |     |      |      |      |      |     |       |     |   |   |     |    |   |    |   |   |    |

**TARA MANUMALEUGA'S SEASON/CAREER HIGHS**

|                 |        |  |                                 |  |  |  |  |  |  |  |  |  |  |  |  |  |  |  |  |  |
|-----------------|--------|--|---------------------------------|--|--|--|--|--|--|--|--|--|--|--|--|--|--|--|--|--|
| <b>POINTS</b>   |        |  |                                 |  |  |  |  |  |  |  |  |  |  |  |  |  |  |  |  |  |
| 2021-22:        | 9 (2x) |  | last, North Carolina (11/21/21) |  |  |  |  |  |  |  |  |  |  |  |  |  |  |  |  |  |
| Career:         | 9 (4x) |  | last, North Carolina (11/21/21) |  |  |  |  |  |  |  |  |  |  |  |  |  |  |  |  |  |
| <b>REBOUNDS</b> |        |  |                                 |  |  |  |  |  |  |  |  |  |  |  |  |  |  |  |  |  |
| 2021-22:        | 4 (2x) |  | last, SMU (01/02/22)            |  |  |  |  |  |  |  |  |  |  |  |  |  |  |  |  |  |
| Career:         | 4 (4x) |  | last, SMU (01/02/22)            |  |  |  |  |  |  |  |  |  |  |  |  |  |  |  |  |  |
| <b>ASSISTS</b>  |        |  |                                 |  |  |  |  |  |  |  |  |  |  |  |  |  |  |  |  |  |
| 2021-22:        | 3      |  | SMU (01/02/22)                  |  |  |  |  |  |  |  |  |  |  |  |  |  |  |  |  |  |
| Career:         | 3      |  | SMU (01/02/22)                  |  |  |  |  |  |  |  |  |  |  |  |  |  |  |  |  |  |
| <b>BLOCKS</b>   |        |  |                                 |  |  |  |  |  |  |  |  |  |  |  |  |  |  |  |  |  |
| 2021-22:        | 1 (2x) |  | last, at Iowa State (01/08/22)  |  |  |  |  |  |  |  |  |  |  |  |  |  |  |  |  |  |
| Career:         | 1 (5x) |  | last, at Iowa State (01/08/22)  |  |  |  |  |  |  |  |  |  |  |  |  |  |  |  |  |  |
| <b>STEALS</b>   |        |  |                                 |  |  |  |  |  |  |  |  |  |  |  |  |  |  |  |  |  |
| 2021-22:        | 3      |  | Houston Baptist (11/09/21)      |  |  |  |  |  |  |  |  |  |  |  |  |  |  |  |  |  |
| Career:         | 3      |  | Houston Baptist (11/09/21)      |  |  |  |  |  |  |  |  |  |  |  |  |  |  |  |  |  |

\* - at Arizona

**TARA MANUMALEUGA'S CAREER STATISTICS**

| SEASON               | TEAM | GP-GS       | MIN/AVG         | Field Goals  |             | 3-Point      |             | F-Throws    |             | Rebounds  |           |           |            | Scoring     |           |           |          |           |           |            |
|----------------------|------|-------------|-----------------|--------------|-------------|--------------|-------------|-------------|-------------|-----------|-----------|-----------|------------|-------------|-----------|-----------|----------|-----------|-----------|------------|
|                      |      |             |                 | FG-FGA       | FG%         | 3FG-3FGA     | 3FG%        | FT-FTA      | FT%         | OFF       | DEF       | TOT       | AVG        | PF-FO       | A         | TO        | BLK      | STL       | PTS       | AVG        |
| 2019-20              | UA   | 17-0        | 94/5.6          | 14-33        | .424        | 10-20        | .500        | 2-4         | .500        | 7         | 16        | 23        | 1.4        | 9-0         | 6         | 10        | 1        | 3         | 40        | 2.4        |
| 2020-21              | UA   | 9-0         | 28/3.1          | 3-11         | .273        | 3-8          | .375        | 1-2         | .500        | 0         | 1         | 1         | 0.1        | 0-0         | 2         | 2         | 2        | 1         | 10        | 1.1        |
| 2021-22              | TCU  | 10-1        | 125/12.5        | 12-54        | .222        | 5-36         | .139        | 3-6         | .500        | 3         | 11        | 14        | 1.4        | 9-0         | 7         | 15        | 2        | 7         | 32        | 3.2        |
| <b>TOTAL FOR TCU</b> |      | <b>10-1</b> | <b>125/12.5</b> | <b>12-54</b> | <b>.222</b> | <b>5-36</b>  | <b>.139</b> | <b>3-6</b>  | <b>.500</b> | <b>3</b>  | <b>11</b> | <b>14</b> | <b>1.4</b> | <b>9-0</b>  | <b>7</b>  | <b>15</b> | <b>2</b> | <b>7</b>  | <b>32</b> | <b>3.2</b> |
| <b>TOTAL</b>         |      | <b>36-1</b> | <b>247/6.9</b>  | <b>29-98</b> | <b>.296</b> | <b>18-64</b> | <b>.281</b> | <b>6-12</b> | <b>.500</b> | <b>10</b> | <b>28</b> | <b>38</b> | <b>1.1</b> | <b>18-0</b> | <b>15</b> | <b>27</b> | <b>5</b> | <b>11</b> | <b>82</b> | <b>2.3</b> |





**OKAKO "KOKO"  
ADIKA**

6-0 | G/F | SR.

HOLSTEVRO, DENMARK | LEMVIG GYMNASIUM (BUTLER)

4



**OKAKO ADIKA'S 2021-22 GAME-BY-GAME STATISTICS**

| DATE  | OPPONENT               | GS | MIN | FG   | %    | 3FG  | %     | FT  | %     | O | D | T | AVG | PF | A | TO | B | S | PT |
|-------|------------------------|----|-----|------|------|------|-------|-----|-------|---|---|---|-----|----|---|----|---|---|----|
| 11/09 | Houston Baptist        | *  | 20  | 1-3  | .333 | 0-1  | .000  | 2-2 | 1.000 | 5 | 4 | 9 | 9.0 | 4  | 1 | 1  | 0 | 3 | 4  |
| 11/17 | at Tulane              | *  | 10  | 0-4  | .000 | 0-3  | .000  | 0-0 | .000  | 1 | 1 | 2 | 5.5 | 2  | 2 | 0  | 0 | 1 | 0  |
| 11/21 | UNC                    |    | 12  | 2-4  | .500 | 0-0  | .000  | 0-0 | .000  | 0 | 1 | 1 | 4.0 | 3  | 0 | 1  | 0 | 0 | 4  |
| 11/26 | at St. Mary's          | *  | 19  | 4-7  | .571 | 1-4  | .250  | 0-0 | .000  | 2 | 2 | 4 | 4.0 | 3  | 0 | 0  | 0 | 2 | 9  |
| 11/27 | vs. Cal Baptist        | *  | 25  | 3-8  | .375 | 2-4  | .500  | 5-5 | 1.000 | 3 | 2 | 5 | 4.2 | 3  | 2 | 0  | 0 | 1 | 13 |
| 12/01 | Southeastern Louisiana | *  | 32  | 6-10 | .600 | 3-5  | .600  | 0-0 | .000  | 3 | 5 | 8 | 4.8 | 2  | 0 | 1  | 0 | 1 | 15 |
| 12/05 | Florida                | *  | 24  | 5-6  | .833 | 1-1  | 1.000 | 0-0 | .000  | 0 | 1 | 1 | 4.3 | 3  | 1 | 2  | 1 | 0 | 11 |
| 12/12 | Texas A&M              | *  | 25  | 4-10 | .400 | 1-3  | .333  | 0-0 | .000  | 3 | 1 | 4 | 4.3 | 4  | 3 | 3  | 0 | 2 | 9  |
| 01/02 | SMU                    | *  | 16  | 2-7  | .286 | 2-4  | .500  | 0-0 | .000  | 1 | 1 | 2 | 4.0 | 3  | 3 | 1  | 0 | 0 | 6  |
| 01/08 | at Iowa State          | *  | 19  | 2-10 | .200 | 1-5  | .200  | 0-0 | .000  | 2 | 4 | 6 | 4.2 | 3  | 1 | 2  | 0 | 1 | 5  |
| 01/10 | Kansas                 | *  | 33  | 8-14 | .571 | 6-12 | .500  | 5-5 | 1.000 | 2 | 4 | 6 | 4.4 | 3  | 1 | 1  | 0 | 1 | 27 |
| 01/12 | Oklahoma State         | *  | 25  | 5-10 | .500 | 3-6  | .500  | 2-2 | 1.000 | 2 | 6 | 8 | 4.7 | 4  | 0 | 3  | 0 | 1 | 15 |
| 01/15 | at Oklahoma            |    |     |      |      |      |       |     |       |   |   |   |     |    |   |    |   |   |    |
| 01/19 | Texas Tech             |    |     |      |      |      |       |     |       |   |   |   |     |    |   |    |   |   |    |
| 01/22 | Texas                  |    |     |      |      |      |       |     |       |   |   |   |     |    |   |    |   |   |    |
| 01/25 | at West Virginia       |    |     |      |      |      |       |     |       |   |   |   |     |    |   |    |   |   |    |
| 01/29 | at Kansas State        |    |     |      |      |      |       |     |       |   |   |   |     |    |   |    |   |   |    |
| 02/02 | West Virginia          |    |     |      |      |      |       |     |       |   |   |   |     |    |   |    |   |   |    |
| 02/05 | at Kansas              |    |     |      |      |      |       |     |       |   |   |   |     |    |   |    |   |   |    |
| 02/09 | at Oklahoma State      |    |     |      |      |      |       |     |       |   |   |   |     |    |   |    |   |   |    |
| 02/12 | Iowa State             |    |     |      |      |      |       |     |       |   |   |   |     |    |   |    |   |   |    |
| 02/16 | at Baylor              |    |     |      |      |      |       |     |       |   |   |   |     |    |   |    |   |   |    |
| 02/19 | Baylor                 |    |     |      |      |      |       |     |       |   |   |   |     |    |   |    |   |   |    |
| 02/23 | Oklahoma               |    |     |      |      |      |       |     |       |   |   |   |     |    |   |    |   |   |    |
| 02/26 | at Texas               |    |     |      |      |      |       |     |       |   |   |   |     |    |   |    |   |   |    |
| 03/02 | at Texas Tech          |    |     |      |      |      |       |     |       |   |   |   |     |    |   |    |   |   |    |
| 03/05 | Kansas State           |    |     |      |      |      |       |     |       |   |   |   |     |    |   |    |   |   |    |

**OKAKO ADIKA'S SEASON/CAREER HIGHS**

|                 |          |        |                            |               |          |        |                                  |
|-----------------|----------|--------|----------------------------|---------------|----------|--------|----------------------------------|
| <b>POINTS</b>   | 2021-22: | 27     | Kansas (01/10/22)          | <b>BLOCKS</b> | 2021-22: | 1      | Florida (12/05/21)               |
|                 | Career:  | 29     | Providence (12/05/20)*     |               | Career:  | 2 (2x) | last, at Villanova (02/16/21)*   |
| <b>REBOUNDS</b> | 2021-22: | 9      | Houston Baptist (11/09/21) | <b>STEALS</b> | 2021-22: | 3      | Houston Baptist (11/09/21)       |
|                 | Career:  | 10     | vs. Providence (03/05/21)* |               | Career:  | 3 (2x) | last, Houston Baptist (11/09/21) |
| <b>ASSISTS</b>  | 2021-22: | 3 (2x) | last, SMU (01/02/22)       | * - at Butler |          |        |                                  |
|                 | Career:  | 5      | Georgetown (01/13/21)*     |               |          |        |                                  |

**OKAKO ADIKA'S CAREER STATISTICS**

| SEASON               | TEAM   | GP-GS        | MIN/AVG         | Field Goals    |             | 3-Point       |             | F-Throws     |              | Rebounds  |           |            |            | Scoring     |           |           |          |           |            |             |
|----------------------|--------|--------------|-----------------|----------------|-------------|---------------|-------------|--------------|--------------|-----------|-----------|------------|------------|-------------|-----------|-----------|----------|-----------|------------|-------------|
|                      |        |              |                 | FG-FGA         | FG%         | 3FG-3FGA      | 3FG%        | FT-FTA       | FT%          | OFF       | DEF       | TOT        | AVG        | PF-FO       | A         | TO        | BLK      | STL       | PTS        | AVG         |
| 2020-21              | Butler | 19-19        | 566/29.8        | 98-202         | .485        | 33-74         | .446        | 33-40        | .825         | 35        | 73        | 108        | 5.7        | 50-1        | 22        | 45        | 8        | 21        | 262        | 13.8        |
| 2021-22              | TCU    | 11-10        | 235/21.4        | 37-83          | .446        | 17-42         | .405        | 12-12        | 1.000        | 22        | 26        | 48         | 4.4        | 33-0        | 14        | 12        | 1        | 12        | 103        | 9.4         |
| <b>TOTAL FOR TCU</b> |        | <b>11-10</b> | <b>235/21.4</b> | <b>37-83</b>   | <b>.446</b> | <b>17-42</b>  | <b>.405</b> | <b>12-12</b> | <b>1.000</b> | <b>22</b> | <b>26</b> | <b>48</b>  | <b>4.4</b> | <b>33-0</b> | <b>14</b> | <b>12</b> | <b>1</b> | <b>12</b> | <b>103</b> | <b>9.4</b>  |
| <b>TOTAL</b>         |        | <b>30-29</b> | <b>801/26.7</b> | <b>135-285</b> | <b>.474</b> | <b>50-116</b> | <b>.431</b> | <b>45-52</b> | <b>.865</b>  | <b>57</b> | <b>99</b> | <b>156</b> | <b>5.2</b> | <b>83-1</b> | <b>36</b> | <b>57</b> | <b>9</b> | <b>33</b> | <b>365</b> | <b>12.2</b> |





**YUMMY MORRIS**

6-3 | F | SR.

NORTH LITTLE ROCK, ARK. | NORTH LITTLE ROCK HIGH SCHOOL

**5**



**YUMMY MORRIS' 2021-22 GAME-BY-GAME STATISTICS**

| DATE  | OPPONENT               | GS | MIN | FG   | %    | 3FG | %    | FT  | %     | O | D | T | AVG | PF | A | TO | B | S | PT |
|-------|------------------------|----|-----|------|------|-----|------|-----|-------|---|---|---|-----|----|---|----|---|---|----|
| 11/09 | Houston Baptist        |    | 17  | 4-9  | .444 | 0-0 | .000 | 0-0 | .000  | 2 | 4 | 6 | 6.0 | 2  | 1 | 0  | 0 | 0 | 8  |
| 11/17 | at Tulane              |    | 22  | 3-6  | .500 | 0-0 | .000 | 1-2 | .500  | 5 | 2 | 7 | 6.5 | 1  | 0 | 2  | 0 | 0 | 7  |
| 11/21 | UNC                    |    | 22  | 2-5  | .400 | 0-0 | .000 | 1-2 | 1.000 | 0 | 3 | 3 | 5.3 | 4  | 2 | 1  | 1 | 0 | 6  |
| 11/26 | at St. Mary's          |    | 18  | 3-5  | .600 | 0-0 | .000 | 5-6 | .833  | 3 | 4 | 7 | 5.8 | 4  | 3 | 1  | 1 | 0 | 11 |
| 11/27 | vs. Cal Baptist        |    | 22  | 8-15 | .533 | 0-0 | .000 | 2-2 | 1.000 | 2 | 1 | 3 | 5.2 | 2  | 1 | 1  | 0 | 0 | 18 |
| 12/01 | Southeastern Louisiana |    | 32  | 3-6  | .500 | 0-0 | .000 | 0-2 | .000  | 1 | 4 | 5 | 5.2 | 2  | 2 | 2  | 1 | 1 | 6  |
| 12/05 | Florida                |    | 20  | 1-3  | .333 | 0-0 | .000 | 2-2 | 1.000 | 0 | 3 | 3 | 4.9 | 2  | 1 | 2  | 0 | 1 | 4  |
| 12/12 | Texas A&M              |    | 14  | 2-4  | .500 | 0-0 | .000 | 1-2 | .500  | 2 | 1 | 3 | 4.6 | 5  | 1 | 3  | 0 | 0 | 5  |
| 01/02 | SMU                    |    | 15  | 1-4  | .250 | 0-0 | .000 | 0-0 | .000  | 0 | 2 | 2 | 4.3 | 3  | 2 | 1  | 1 | 0 | 2  |
| 01/08 | at Iowa State          |    | 17  | 2-5  | .400 | 0-0 | .000 | 0-2 | .000  | 3 | 5 | 8 | 4.7 | 1  | 0 | 2  | 1 | 0 | 4  |
| 01/10 | Kansas                 | *  | 23  | 3-8  | .375 | 0-0 | .000 | 0-0 | .000  | 3 | 3 | 6 | 4.8 | 0  | 5 | 3  | 0 | 0 | 6  |
| 01/12 | Oklahoma State         | *  | 14  | 0-2  | .000 | 0-0 | .000 | 0-0 | .000  | 0 | 1 | 1 | 4.5 | 1  | 2 | 2  | 1 | 1 | 0  |
| 01/15 | at Oklahoma            |    |     |      |      |     |      |     |       |   |   |   |     |    |   |    |   |   |    |
| 01/19 | Texas Tech             |    |     |      |      |     |      |     |       |   |   |   |     |    |   |    |   |   |    |
| 01/22 | Texas                  |    |     |      |      |     |      |     |       |   |   |   |     |    |   |    |   |   |    |
| 01/25 | at West Virginia       |    |     |      |      |     |      |     |       |   |   |   |     |    |   |    |   |   |    |
| 01/29 | at Kansas State        |    |     |      |      |     |      |     |       |   |   |   |     |    |   |    |   |   |    |
| 02/02 | West Virginia          |    |     |      |      |     |      |     |       |   |   |   |     |    |   |    |   |   |    |
| 02/05 | at Kansas              |    |     |      |      |     |      |     |       |   |   |   |     |    |   |    |   |   |    |
| 02/09 | at Oklahoma State      |    |     |      |      |     |      |     |       |   |   |   |     |    |   |    |   |   |    |
| 02/12 | Iowa State             |    |     |      |      |     |      |     |       |   |   |   |     |    |   |    |   |   |    |
| 02/16 | at Baylor              |    |     |      |      |     |      |     |       |   |   |   |     |    |   |    |   |   |    |
| 02/19 | Baylor                 |    |     |      |      |     |      |     |       |   |   |   |     |    |   |    |   |   |    |
| 02/23 | Oklahoma               |    |     |      |      |     |      |     |       |   |   |   |     |    |   |    |   |   |    |
| 02/26 | at Texas               |    |     |      |      |     |      |     |       |   |   |   |     |    |   |    |   |   |    |
| 03/02 | at Texas Tech          |    |     |      |      |     |      |     |       |   |   |   |     |    |   |    |   |   |    |
| 03/05 | Kansas State           |    |     |      |      |     |      |     |       |   |   |   |     |    |   |    |   |   |    |

**YUMMY MORRIS' SEASON/CAREER HIGHS**

|  |   |               |  |
|--|---|---------------|--|
| <b>POINTS</b>                                    | 2021-22: 18 vs. Cal Baptist (11/27/21)        | <b>BLOCKS</b> | 2021-22: 1 (5x) last, at Iowa State (01/08/22) |
| Career: 26 Incarnate Word (11/25/20)             | Career: 4 (2x) last, Oral Roberts (12/22/20)  |               |  |
| <b>REBOUNDS</b>                                  | 2021-22: 8 at Iowa State (01/08/22)           | <b>STEALS</b> | 2021-22: 1 (2x) last, Florida (12/05/21)       |
| Career: 9 (2x) last, Central Arkansas (11/28/20) | Career: 3 Mississippi Valley State (11/11/18) |               |  |
| <b>ASSISTS</b>                                   | 2021-22: 5 Kansas (01/10/22)                  |               |  |
| Career: 5 Kansas (01/10/22)                      |   |               |  |

**YUMMY MORRIS' CAREER STATISTICS**

| SEASON       | TEAM | GP-GS        | MIN/AVG          | Field Goals    |             |            | 3-Point     |               | F-Throws    |            | Rebounds   |            |            |              | Scoring   |            |           |           |            |            |
|--------------|------|--------------|------------------|----------------|-------------|------------|-------------|---------------|-------------|------------|------------|------------|------------|--------------|-----------|------------|-----------|-----------|------------|------------|
|              |      |              |                  | FG-FGA         | FG%         | 3FG-3FGA   | 3FG%        | FT-FTA        | FT%         | OFF        | DEF        | TOT        | AVG        | PF-FO        | A         | TO         | BLK       | STL       | PTS        | AVG        |
| 2018-19      | TCU  | 25-0         | 170/6.8          | 24-51          | .471        | 0-0        | .000        | 30-41         | .732        | 19         | 34         | 53         | 2.1        | 26-0         | 3         | 22         | 18        | 6         | 78         | 3.1        |
| 2019-20      | TCU  | 29-0         | 257/8.9          | 37-86          | .430        | 0-0        | .000        | 14-20         | .700        | 37         | 39         | 76         | 2.6        | 46-0         | 7         | 27         | 16        | 13        | 88         | 3.0        |
| 2020-21      | TCU  | 25-16        | 481/19.2         | 76-150         | .507        | 0-0        | .000        | 34-39         | .872        | 36         | 77         | 113        | 4.5        | 55-1         | 17        | 39         | 21        | 10        | 186        | 7.4        |
| 2021-22      | TCU  | 11-1         | 220/20.0         | 32-70          | .457        | 0-0        | .000        | 13-20         | .650        | 21         | 32         | 53         | 4.8        | 25-1         | 18        | 18         | 5         | 2         | 77         | 7.0        |
| <b>TOTAL</b> |      | <b>90-17</b> | <b>1128/12.5</b> | <b>169-357</b> | <b>.473</b> | <b>0-0</b> | <b>.000</b> | <b>91-120</b> | <b>.758</b> | <b>113</b> | <b>182</b> | <b>295</b> | <b>3.3</b> | <b>152-2</b> | <b>45</b> | <b>106</b> | <b>60</b> | <b>31</b> | <b>429</b> | <b>4.8</b> |





**PAIGE  
BRADLEY**

5-10 | G | FR.

DALLAS, TEXAS | BISHOP LYNCH HIGH SCHOOL

**10**



**PAIGE BRADLEY'S 2021-22 GAME-BY-GAME STATISTICS**

| DATE  | OPPONENT               | GS | MIN | FG   | %   | 3FG  | %   | FT    | % | O   | D | T   | AVG | PF | A | TO | B | S | PT |
|-------|------------------------|----|-----|------|-----|------|-----|-------|---|-----|---|-----|-----|----|---|----|---|---|----|
| 11/09 | Houston Baptist        | -  | -   | -    | -   | -    | -   | -     | - | DNP | - | -   | -   | -  | - | -  | - | - | -  |
| 11/17 | at Tulane              | 15 | 1-4 | .250 | 1-2 | .500 | 2-2 | 1.000 | 0 | 2   | 2 | 2.0 | 0   | 2  | 1 | 0  | 1 | 0 | 5  |
| 11/21 | UNC                    | 19 | 1-6 | .167 | 1-5 | .200 | 0-0 | .000  | 0 | 0   | 0 | 1.0 | 2   | 0  | 1 | 0  | 0 | 0 | 3  |
| 11/26 | at St. Mary's          | 8  | 1-3 | .333 | 1-2 | .500 | 0-0 | .000  | 0 | 1   | 1 | 1.0 | 0   | 0  | 0 | 0  | 0 | 0 | 3  |
| 11/27 | vs. Cal Baptist        | 3  | 0-2 | .000 | 0-1 | .000 | 0-0 | .000  | 1 | 0   | 1 | 1.0 | 0   | 0  | 0 | 0  | 0 | 0 | 0  |
| 12/01 | Southeastern Louisiana | -  | -   | -    | -   | -    | -   | -     | - | DNP | - | -   | -   | -  | - | -  | - | - | -  |
| 12/05 | Florida                | 4  | 0-1 | .000 | 0-0 | .000 | 0-0 | .000  | 1 | 0   | 1 | 1.0 | 1   | 0  | 0 | 0  | 0 | 0 | 0  |
| 12/12 | Texas A&M              | 2  | 0-0 | .000 | 0-0 | .000 | 0-0 | .000  | 0 | 0   | 0 | 0.8 | 1   | 0  | 0 | 0  | 0 | 0 | 0  |
| 01/02 | SMU                    | 17 | 1-4 | .250 | 0-2 | .000 | 0-0 | .000  | 0 | 3   | 3 | 1.1 | 2   | 0  | 1 | 0  | 1 | 2 |    |
| 01/08 | at Iowa State          | 11 | 0-1 | .000 | 0-1 | .000 | 0-0 | .000  | 0 | 1   | 1 | 1.1 | 0   | 1  | 1 | 0  | 0 | 0 |    |
| 01/10 | Kansas                 | 3  | 0-3 | .000 | 0-2 | .000 | 0-0 | .000  | 0 | 0   | 0 | 1.0 | 0   | 0  | 0 | 0  | 0 | 0 |    |
| 01/12 | Oklahoma State         | -  | -   | -    | -   | -    | -   | -     | - | DNP | - | -   | -   | -  | - | -  | - | - |    |
| 01/15 | at Oklahoma            | -  | -   | -    | -   | -    | -   | -     | - | -   | - | -   | -   | -  | - | -  | - | - |    |
| 01/19 | Texas Tech             | -  | -   | -    | -   | -    | -   | -     | - | -   | - | -   | -   | -  | - | -  | - | - |    |
| 01/22 | Texas                  | -  | -   | -    | -   | -    | -   | -     | - | -   | - | -   | -   | -  | - | -  | - | - |    |
| 01/25 | at West Virginia       | -  | -   | -    | -   | -    | -   | -     | - | -   | - | -   | -   | -  | - | -  | - | - |    |
| 01/29 | at Kansas State        | -  | -   | -    | -   | -    | -   | -     | - | -   | - | -   | -   | -  | - | -  | - | - |    |
| 02/02 | West Virginia          | -  | -   | -    | -   | -    | -   | -     | - | -   | - | -   | -   | -  | - | -  | - | - |    |
| 02/05 | at Kansas              | -  | -   | -    | -   | -    | -   | -     | - | -   | - | -   | -   | -  | - | -  | - | - |    |
| 02/09 | at Oklahoma State      | -  | -   | -    | -   | -    | -   | -     | - | -   | - | -   | -   | -  | - | -  | - | - |    |
| 02/12 | Iowa State             | -  | -   | -    | -   | -    | -   | -     | - | -   | - | -   | -   | -  | - | -  | - | - |    |
| 02/16 | at Baylor              | -  | -   | -    | -   | -    | -   | -     | - | -   | - | -   | -   | -  | - | -  | - | - |    |
| 02/19 | Baylor                 | -  | -   | -    | -   | -    | -   | -     | - | -   | - | -   | -   | -  | - | -  | - | - |    |
| 02/23 | Oklahoma               | -  | -   | -    | -   | -    | -   | -     | - | -   | - | -   | -   | -  | - | -  | - | - |    |
| 02/26 | at Texas               | -  | -   | -    | -   | -    | -   | -     | - | -   | - | -   | -   | -  | - | -  | - | - |    |
| 03/02 | at Texas Tech          | -  | -   | -    | -   | -    | -   | -     | - | -   | - | -   | -   | -  | - | -  | - | - |    |
| 03/05 | Kansas State           | -  | -   | -    | -   | -    | -   | -     | - | -   | - | -   | -   | -  | - | -  | - | - |    |

**PAIGE BRADLEY'S SEASON/CAREER HIGHS**

|                 |        |  |  |  |  |  |  |  |  |  |  |  |  |  |  |  |  |  |  |
|-----------------|--------|--|--|--|--|--|--|--|--|--|--|--|--|--|--|--|--|--|--|
| <b>POINTS</b>   |        |  |  |  |  |  |  |  |  |  |  |  |  |  |  |  |  |  |  |
| 2021-22         | 5      |  |  |  |  |  |  |  |  |  |  |  |  |  |  |  |  |  |  |
| Career:         | 5      |  |  |  |  |  |  |  |  |  |  |  |  |  |  |  |  |  |  |
| <b>REBOUNDS</b> |        |  |  |  |  |  |  |  |  |  |  |  |  |  |  |  |  |  |  |
| 2021-22         | 3      |  |  |  |  |  |  |  |  |  |  |  |  |  |  |  |  |  |  |
| Career:         | 3      |  |  |  |  |  |  |  |  |  |  |  |  |  |  |  |  |  |  |
| <b>ASSISTS</b>  |        |  |  |  |  |  |  |  |  |  |  |  |  |  |  |  |  |  |  |
| 2021-22         | 2      |  |  |  |  |  |  |  |  |  |  |  |  |  |  |  |  |  |  |
| Career:         | 2      |  |  |  |  |  |  |  |  |  |  |  |  |  |  |  |  |  |  |
| <b>BLOCKS</b>   |        |  |  |  |  |  |  |  |  |  |  |  |  |  |  |  |  |  |  |
| 2021-22         | --     |  |  |  |  |  |  |  |  |  |  |  |  |  |  |  |  |  |  |
| Career:         | --     |  |  |  |  |  |  |  |  |  |  |  |  |  |  |  |  |  |  |
| <b>STEALS</b>   |        |  |  |  |  |  |  |  |  |  |  |  |  |  |  |  |  |  |  |
| 2021-22         | 1 (2x) |  |  |  |  |  |  |  |  |  |  |  |  |  |  |  |  |  |  |
| Career:         | 1 (2x) |  |  |  |  |  |  |  |  |  |  |  |  |  |  |  |  |  |  |

**PAIGE BRADLEY'S CAREER STATISTICS**

| SEASON       | TEAM | GP-GS      | MIN/AVG       | Field Goals |             | 3-Point     |             | F-Throws   |              | Rebounds |          |          |            | Scoring    |          |          |          |          |           |            |
|--------------|------|------------|---------------|-------------|-------------|-------------|-------------|------------|--------------|----------|----------|----------|------------|------------|----------|----------|----------|----------|-----------|------------|
|              |      |            |               | FG-FGA      | FG%         | 3FG-3FGA    | 3FG%        | FT-FTA     | FT%          | OFF      | DEF      | TOT      | AVG        | PF-FO      | A        | TO       | BLK      | STL      | PTS       | AVG        |
| 2021-22      | TCU  | 9-0        | 83/9.2        | 4-24        | .167        | 3-15        | .200        | 2-2        | 1.000        | 2        | 7        | 9        | 1.0        | 6-0        | 3        | 4        | 0        | 2        | 13        | 1.4        |
| <b>TOTAL</b> |      | <b>9-0</b> | <b>83/9.2</b> | <b>4-24</b> | <b>.167</b> | <b>3-15</b> | <b>.200</b> | <b>2-2</b> | <b>1.000</b> | <b>2</b> | <b>7</b> | <b>9</b> | <b>1.0</b> | <b>6-0</b> | <b>3</b> | <b>4</b> | <b>0</b> | <b>2</b> | <b>13</b> | <b>1.4</b> |



**TAVY  
DIGGS**

6-2 | G/F | JR.

RICHARDSON, TEXAS | PLANO EAST HIGH SCHOOL

**13****TAVY DIGGS' 2021-22 GAME-BY-GAME STATISTICS**

| DATE  | OPPONENT               | GS | MIN | FG   | %     | 3FG | %     | FT  | %     | O | D  | T  | AVG | PF | A | TO | B | S | PT |
|-------|------------------------|----|-----|------|-------|-----|-------|-----|-------|---|----|----|-----|----|---|----|---|---|----|
| 11/09 | Houston Baptist        |    | 29  | 3-11 | .273  | 0-2 | .000  | 4-4 | 1.000 | 2 | 5  | 7  | 7.0 | 3  | 6 | 3  | 2 | 2 | 10 |
| 11/17 | at Tulane              |    | 38  | 6-14 | .429  | 0-1 | .000  | 3-6 | .500  | 1 | 10 | 11 | 9.0 | 3  | 1 | 3  | 0 | 1 | 15 |
| 11/21 | UNC                    | *  | 18  | 2-7  | .286  | 0-0 | .000  | 1-2 | .500  | 0 | 3  | 3  | 7.0 | 1  | 0 | 4  | 0 | 3 | 5  |
| 11/26 | at St. Mary's          |    | 4   | 0-0  | .000  | 0-0 | .000  | 0-0 | .000  | 0 | 0  | 0  | 5.3 | 0  | 0 | 0  | 0 | 1 | 0  |
| 11/27 | vs. Cal Baptist        |    | 24  | 5-14 | .357  | 0-3 | .000  | 3-4 | .750  | 2 | 4  | 6  | 5.4 | 3  | 2 | 3  | 0 | 1 | 13 |
| 12/01 | Southeastern Louisiana |    | 5   | 0-0  | .000  | 0-0 | .000  | 0-0 | .000  | 0 | 0  | 0  | 4.5 | 0  | 1 | 1  | 0 | 0 | 0  |
| 12/05 | Florida                |    | 17  | 3-3  | 1.000 | 0-0 | .000  | 0-0 | .000  | 0 | 4  | 4  | 4.4 | 0  | 1 | 2  | 1 | 0 | 6  |
| 12/12 | Texas A&M              |    | 12  | 2-3  | .667  | 0-0 | .000  | 1-2 | .500  | 2 | 2  | 4  | 4.4 | 2  | 1 | 2  | 0 | 0 | 5  |
| 01/02 | SMU                    |    | 20  | 2-7  | .286  | 0-0 | .000  | 1-2 | .500  | 0 | 2  | 2  | 4.1 | 1  | 4 | 0  | 0 | 0 | 5  |
| 01/08 | at Iowa State          |    | 21  | 8-16 | .500  | 0-1 | .000  | 1-5 | .200  | 2 | 3  | 5  | 4.2 | 5  | 2 | 1  | 0 | 0 | 17 |
| 01/10 | Kansas                 | *  | 23  | 3-8  | .375  | 0-3 | .000  | 2-2 | 1.000 | 0 | 1  | 1  | 3.9 | 4  | 3 | 3  | 1 | 2 | 8  |
| 01/12 | Oklahoma State         | *  | 31  | 8-12 | .667  | 1-1 | 1.000 | 3-6 | .500  | 2 | 9  | 11 | 4.5 | 2  | 3 | 2  | 0 | 6 | 20 |
| 01/15 | at Oklahoma            |    |     |      |       |     |       |     |       |   |    |    |     |    |   |    |   |   |    |
| 01/19 | Texas Tech             |    |     |      |       |     |       |     |       |   |    |    |     |    |   |    |   |   |    |
| 01/22 | Texas                  |    |     |      |       |     |       |     |       |   |    |    |     |    |   |    |   |   |    |
| 01/25 | at West Virginia       |    |     |      |       |     |       |     |       |   |    |    |     |    |   |    |   |   |    |
| 01/29 | at Kansas State        |    |     |      |       |     |       |     |       |   |    |    |     |    |   |    |   |   |    |
| 02/02 | West Virginia          |    |     |      |       |     |       |     |       |   |    |    |     |    |   |    |   |   |    |
| 02/05 | at Kansas              |    |     |      |       |     |       |     |       |   |    |    |     |    |   |    |   |   |    |
| 02/09 | at Oklahoma State      |    |     |      |       |     |       |     |       |   |    |    |     |    |   |    |   |   |    |
| 02/12 | Iowa State             |    |     |      |       |     |       |     |       |   |    |    |     |    |   |    |   |   |    |
| 02/16 | at Baylor              |    |     |      |       |     |       |     |       |   |    |    |     |    |   |    |   |   |    |
| 02/19 | Baylor                 |    |     |      |       |     |       |     |       |   |    |    |     |    |   |    |   |   |    |
| 02/23 | Oklahoma               |    |     |      |       |     |       |     |       |   |    |    |     |    |   |    |   |   |    |
| 02/26 | at Texas               |    |     |      |       |     |       |     |       |   |    |    |     |    |   |    |   |   |    |
| 03/02 | at Texas Tech          |    |     |      |       |     |       |     |       |   |    |    |     |    |   |    |   |   |    |
| 03/05 | Kansas State           |    |     |      |       |     |       |     |       |   |    |    |     |    |   |    |   |   |    |

**TAVY DIGGS' SEASON/CAREER HIGHS**

|                 |         |  |                                  |  |  |  |  |  |  |  |  |  |  |  |  |  |  |  |  |  |
|-----------------|---------|--|----------------------------------|--|--|--|--|--|--|--|--|--|--|--|--|--|--|--|--|--|
| <b>POINTS</b>   |         |  |                                  |  |  |  |  |  |  |  |  |  |  |  |  |  |  |  |  |  |
| 2021-22:        | 20      |  | Oklahoma State (01/12/22)        |  |  |  |  |  |  |  |  |  |  |  |  |  |  |  |  |  |
| Career:         | 22      |  | vs. Baylor (03/12/21)            |  |  |  |  |  |  |  |  |  |  |  |  |  |  |  |  |  |
| <b>REBOUNDS</b> |         |  |                                  |  |  |  |  |  |  |  |  |  |  |  |  |  |  |  |  |  |
| 2021-22:        | 11 (2x) |  | last, Oklahoma State (01/12/22)  |  |  |  |  |  |  |  |  |  |  |  |  |  |  |  |  |  |
| Career:         | 11 (2x) |  | last, Oklahoma State (01/12/22)  |  |  |  |  |  |  |  |  |  |  |  |  |  |  |  |  |  |
| <b>ASSISTS</b>  |         |  |                                  |  |  |  |  |  |  |  |  |  |  |  |  |  |  |  |  |  |
| 2021-22:        | 6       |  | Houston Baptist (11/09/21)       |  |  |  |  |  |  |  |  |  |  |  |  |  |  |  |  |  |
| Career:         | 6       |  | Houston Baptist (11/09/21)       |  |  |  |  |  |  |  |  |  |  |  |  |  |  |  |  |  |
| <b>BLOCKS</b>   |         |  |                                  |  |  |  |  |  |  |  |  |  |  |  |  |  |  |  |  |  |
| 2021-22:        | 2       |  | Houston Baptist (11/09/21)       |  |  |  |  |  |  |  |  |  |  |  |  |  |  |  |  |  |
| Career:         | 2 (3x)  |  | last, Houston Baptist (11/09/21) |  |  |  |  |  |  |  |  |  |  |  |  |  |  |  |  |  |
| <b>STEALS</b>   |         |  |                                  |  |  |  |  |  |  |  |  |  |  |  |  |  |  |  |  |  |
| 2021-22:        | 6       |  | Oklahoma State (01/12/22)        |  |  |  |  |  |  |  |  |  |  |  |  |  |  |  |  |  |
| Career:         | 6       |  | Oklahoma State (01/12/22)        |  |  |  |  |  |  |  |  |  |  |  |  |  |  |  |  |  |

**TAVY DIGGS' CAREER STATISTICS**

| SEASON       | TEAM | GP-GS        | MIN/AVG         | Field Goals    |             |             | 3-Point     |              | F-Throws    |           | Rebounds   |            |            |             | Scoring   |           |           |           |            |            |
|--------------|------|--------------|-----------------|----------------|-------------|-------------|-------------|--------------|-------------|-----------|------------|------------|------------|-------------|-----------|-----------|-----------|-----------|------------|------------|
|              |      |              |                 | FG-FGA         | FG%         | 3FG-3FGA    | 3FG%        | FT-FTA       | FT%         | OFF       | DEF        | TOT        | AVG        | PF-FO       | A         | TO        | BLK       | STL       | PTS        | AVG        |
| 2019-20      | TCU  | 12-0         | 41/3.4          | 5-11           | .455        | 0-0         | .000        | 1-3          | .333        | 2         | 12         | 14         | 1.2        | 6-0         | 0         | 8         | 1         | 1         | 11         | 0.9        |
| 2020-21      | TCU  | 25-12        | 546/21.9        | 106-212        | .500        | 5-20        | .250        | 22-33        | .667        | 24        | 66         | 90         | 3.6        | 66-3        | 41        | 41        | 6         | 17        | 239        | 9.6        |
| 2021-22      | TCU  | 11-2         | 211/19.2        | 34-84          | .405        | 0-10        | .000        | 16-27        | .593        | 9         | 34         | 43         | 3.9        | 22-1        | 21        | 22        | 4         | 10        | 84         | 7.6        |
| <b>TOTAL</b> |      | <b>48-14</b> | <b>798/16.6</b> | <b>145-307</b> | <b>.472</b> | <b>5-30</b> | <b>.167</b> | <b>39-63</b> | <b>.619</b> | <b>35</b> | <b>112</b> | <b>147</b> | <b>3.1</b> | <b>94-4</b> | <b>62</b> | <b>71</b> | <b>11</b> | <b>28</b> | <b>334</b> | <b>7.0</b> |





**AJA  
HOLMES**

5-8 | G | SO.

CIBOLO, TEXAS | STEELE HIGH SCHOOL

**15**



**AJA HOLMES' 2021-22 GAME-BY-GAME STATISTICS**

| DATE  | OPPONENT               | GS | MIN  | FG   | %    | 3FG  | %    | FT    | %    | O   | D | T   | AVG | PF | A | TO | B | S | PT |   |
|-------|------------------------|----|------|------|------|------|------|-------|------|-----|---|-----|-----|----|---|----|---|---|----|---|
| 11/09 | Houston Baptist        | -  | -    | -    | -    | -    | -    | -     | -    | DNP | - | -   | -   | -  | - | -  | - | - | -  | - |
| 11/17 | at Tulane              | 25 | 4-11 | .364 | 3-10 | .300 | 2-2  | 1.000 | 0    | 1   | 1 | 1.0 | 0   | 0  | 0 | 0  | 0 | 1 | 13 |   |
| 11/21 | UNC                    | 22 | 2-8  | .250 | 2-7  | .286 | 2-3  | .667  | 0    | 0   | 0 | 0.5 | 1   | 0  | 0 | 0  | 0 | 0 | 8  |   |
| 11/26 | at St. Mary's          | 9  | 0-0  | .000 | 0-0  | .000 | 0-0  | .000  | 0    | 0   | 0 | 0.3 | 0   | 0  | 0 | 0  | 0 | 0 | 0  |   |
| 11/27 | vs. Cal Baptist        | 2  | 0-0  | .000 | 0-0  | .000 | 0-0  | .000  | 0    | 0   | 0 | 0.3 | 0   | 0  | 0 | 0  | 0 | 0 | 0  |   |
| 12/01 | Southeastern Louisiana | 13 | 1-5  | .200 | 0-4  | .000 | 0-0  | .000  | 1    | 1   | 2 | 0.6 | 0   | 2  | 0 | 0  | 0 | 0 | 2  |   |
| 12/05 | Florida                | -  | -    | -    | -    | -    | -    | -     | -    | DNP | - | -   | -   | -  | - | -  | - | - | -  |   |
| 12/12 | Texas A&M              | 26 | 7-12 | .583 | 6-11 | .545 | 2-3  | .667  | 1    | 1   | 2 | 0.8 | 1   | 1  | 0 | 0  | 0 | 0 | 22 |   |
| 01/02 | SMU                    | *  | 37   | 4-10 | .400 | 4-9  | .444 | 0-0   | .000 | 0   | 2 | 2   | 1.0 | 0  | 0 | 0  | 0 | 0 | 12 |   |
| 01/08 | at Iowa State          | 22 | 1-6  | .167 | 1-4  | .250 | 0-0  | .000  | 1    | 0   | 1 | 1.0 | 0   | 0  | 0 | 0  | 0 | 0 | 3  |   |
| 01/10 | Kansas                 | *  | 17   | 2-3  | .667 | 1-2  | .500 | 0-0   | .000 | 0   | 1 | 1   | 1.0 | 1  | 0 | 1  | 0 | 0 | 5  |   |
| 01/12 | Oklahoma State         | *  | 17   | 0-3  | .000 | 0-3  | .000 | 0-0   | .000 | 0   | 1 | 1   | 1.0 | 0  | 0 | 0  | 0 | 0 | 0  |   |
| 01/15 | at Oklahoma            |    |      |      |      |      |      |       |      |     |   |     |     |    |   |    |   |   |    |   |
| 01/19 | Texas Tech             |    |      |      |      |      |      |       |      |     |   |     |     |    |   |    |   |   |    |   |
| 01/22 | Texas                  |    |      |      |      |      |      |       |      |     |   |     |     |    |   |    |   |   |    |   |
| 01/25 | at West Virginia       |    |      |      |      |      |      |       |      |     |   |     |     |    |   |    |   |   |    |   |
| 01/29 | at Kansas State        |    |      |      |      |      |      |       |      |     |   |     |     |    |   |    |   |   |    |   |
| 02/02 | West Virginia          |    |      |      |      |      |      |       |      |     |   |     |     |    |   |    |   |   |    |   |
| 02/05 | at Kansas              |    |      |      |      |      |      |       |      |     |   |     |     |    |   |    |   |   |    |   |
| 02/09 | at Oklahoma State      |    |      |      |      |      |      |       |      |     |   |     |     |    |   |    |   |   |    |   |
| 02/12 | Iowa State             |    |      |      |      |      |      |       |      |     |   |     |     |    |   |    |   |   |    |   |
| 02/16 | at Baylor              |    |      |      |      |      |      |       |      |     |   |     |     |    |   |    |   |   |    |   |
| 02/19 | Baylor                 |    |      |      |      |      |      |       |      |     |   |     |     |    |   |    |   |   |    |   |
| 02/23 | Oklahoma               |    |      |      |      |      |      |       |      |     |   |     |     |    |   |    |   |   |    |   |
| 02/26 | at Texas               |    |      |      |      |      |      |       |      |     |   |     |     |    |   |    |   |   |    |   |
| 03/02 | at Texas Tech          |    |      |      |      |      |      |       |      |     |   |     |     |    |   |    |   |   |    |   |
| 03/05 | Kansas State           |    |      |      |      |      |      |       |      |     |   |     |     |    |   |    |   |   |    |   |

**AJA HOLMES' SEASON/CAREER HIGHS**

|                 |        |  |  |  |  |  |  |  |  |  |  |  |  |  |  |  |  |  |  |  |
|-----------------|--------|--|--|--|--|--|--|--|--|--|--|--|--|--|--|--|--|--|--|--|
| <b>POINTS</b>   |        |  |  |  |  |  |  |  |  |  |  |  |  |  |  |  |  |  |  |  |
| 2021-22         | 22     |  |  |  |  |  |  |  |  |  |  |  |  |  |  |  |  |  |  |  |
| Career:         | 22     |  |  |  |  |  |  |  |  |  |  |  |  |  |  |  |  |  |  |  |
| <b>REBOUNDS</b> |        |  |  |  |  |  |  |  |  |  |  |  |  |  |  |  |  |  |  |  |
| 2021-22         | 2 (4x) |  |  |  |  |  |  |  |  |  |  |  |  |  |  |  |  |  |  |  |
| Career:         | 3      |  |  |  |  |  |  |  |  |  |  |  |  |  |  |  |  |  |  |  |
| <b>ASSISTS</b>  |        |  |  |  |  |  |  |  |  |  |  |  |  |  |  |  |  |  |  |  |
| 2021-22         | 2 (2x) |  |  |  |  |  |  |  |  |  |  |  |  |  |  |  |  |  |  |  |
| Career:         | 4      |  |  |  |  |  |  |  |  |  |  |  |  |  |  |  |  |  |  |  |
| <b>BLOCKS</b>   |        |  |  |  |  |  |  |  |  |  |  |  |  |  |  |  |  |  |  |  |
| 2021-22         | --     |  |  |  |  |  |  |  |  |  |  |  |  |  |  |  |  |  |  |  |
| Career:         | 1      |  |  |  |  |  |  |  |  |  |  |  |  |  |  |  |  |  |  |  |
| <b>STEALS</b>   |        |  |  |  |  |  |  |  |  |  |  |  |  |  |  |  |  |  |  |  |
| 2021-22         | 1      |  |  |  |  |  |  |  |  |  |  |  |  |  |  |  |  |  |  |  |
| Career:         | 2 (2x) |  |  |  |  |  |  |  |  |  |  |  |  |  |  |  |  |  |  |  |

**AJA HOLMES' CAREER STATISTICS**

| SEASON       | TEAM | GP-GS       | MIN/AVG         | Field Goals   |             | 3-Point       |             | F-Throws     |             | Rebounds |           |           |            | Scoring     |           |           |          |          |            |            |
|--------------|------|-------------|-----------------|---------------|-------------|---------------|-------------|--------------|-------------|----------|-----------|-----------|------------|-------------|-----------|-----------|----------|----------|------------|------------|
|              |      |             |                 | FG-FGA        | FG%         | 3FG-3FGA      | 3FG%        | FT-FTA       | FT%         | OFF      | DEF       | TOT       | AVG        | PF-FO       | A         | TO        | BLK      | STL      | PTS        | AVG        |
| 2020-21      | TCU  | 25-4        | 481/19.2        | 46-132        | .348        | 39-120        | .325        | 9-10         | .900        | 1        | 18        | 19        | 0.8        | 29-0        | 12        | 16        | 1        | 8        | 140        | 5.6        |
| 2021-22      | TCU  | 9-2         | 177/19.7        | 21-55         | .382        | 17-47         | .362        | 6-8          | .750        | 3        | 6         | 9         | 1.0        | 3-0         | 3         | 1         | 0        | 1        | 65         | 7.2        |
| <b>TOTAL</b> |      | <b>34-6</b> | <b>658/19.4</b> | <b>67-187</b> | <b>.358</b> | <b>56-167</b> | <b>.335</b> | <b>15-18</b> | <b>.833</b> | <b>4</b> | <b>24</b> | <b>28</b> | <b>0.8</b> | <b>32-0</b> | <b>15</b> | <b>17</b> | <b>1</b> | <b>9</b> | <b>205</b> | <b>6.0</b> |





**LAUREN  
HEARD**

5-9 | G | GR.

DENTON, TEXAS | GUYER HIGH SCHOOL

**20**



**LAUREN HEARD'S 2021-22 GAME-BY-GAME STATISTICS**

| DATE  | OPPONENT               | GS | MIN | FG    | %    | 3FG | %    | FT    | %     | O | D  | T  | AVG  | PF | A | TO | B | S | PT |
|-------|------------------------|----|-----|-------|------|-----|------|-------|-------|---|----|----|------|----|---|----|---|---|----|
| 11/09 | Houston Baptist        | *  | 27  | 7-13  | .538 | 0-1 | .000 | 2-2   | 1.000 | 3 | 7  | 10 | 10.0 | 0  | 3 | 2  | 0 | 3 | 16 |
| 11/17 | at Tulane              | *  | 39  | 8-25  | .320 | 1-3 | .333 | 6-8   | .750  | 2 | 7  | 9  | 9.5  | 3  | 5 | 1  | 0 | 2 | 23 |
| 11/21 | UNC                    | *  | 18  | 2-7   | .286 | 0-2 | .000 | 0-0   | .000  | 0 | 3  | 3  | 7.3  | 5  | 0 | 3  | 0 | 2 | 4  |
| 11/26 | at St. Mary's          | *  | 37  | 4-18  | .222 | 0-2 | .000 | 8-15  | .533  | 3 | 5  | 8  | 7.5  | 3  | 5 | 1  | 0 | 3 | 16 |
| 11/27 | vs. Cal Baptist        | *  | 38  | 10-21 | .476 | 1-2 | .500 | 5-5   | 1.000 | 1 | 12 | 13 | 8.6  | 3  | 5 | 3  | 0 | 0 | 26 |
| 12/01 | Southeastern Louisiana | *  | 34  | 3-13  | .231 | 2-5 | .400 | 4-6   | .667  | 1 | 6  | 7  | 8.3  | 1  | 4 | 6  | 0 | 1 | 12 |
| 12/05 | Florida                | *  | 32  | 4-15  | .267 | 0-1 | .000 | 9-11  | .818  | 2 | 3  | 5  | 7.9  | 3  | 4 | 9  | 0 | 1 | 17 |
| 12/12 | Texas A&M              | *  | 37  | 7-12  | .583 | 1-2 | .500 | 18-21 | .857  | 1 | 4  | 5  | 7.5  | 2  | 4 | 6  | 1 | 3 | 33 |
| 01/02 | SMU                    | *  | 27  | 3-10  | .300 | 1-5 | .200 | 1-1   | 1.000 | 0 | 2  | 2  | 6.9  | 2  | 4 | 3  | 0 | 1 | 8  |
| 01/08 | at Iowa State          | *  | 24  | 2-9   | .222 | 0-1 | .000 | 0-0   | .000  | 1 | 1  | 2  | 6.4  | 2  | 4 | 0  | 0 | 2 | 4  |
| 01/10 | Kansas                 | *  | 38  | 6-15  | .400 | 1-2 | .500 | 3-4   | .750  | 4 | 5  | 9  | 6.6  | 3  | 6 | 3  | 0 | 0 | 16 |
| 01/12 | Oklahoma State         | *  | 39  | 6-11  | .545 | 0-0 | .000 | 8-11  | .727  | 0 | 5  | 5  | 6.5  | 4  | 5 | 5  | 0 | 1 | 20 |
| 01/15 | at Oklahoma            |    |     |       |      |     |      |       |       |   |    |    |      |    |   |    |   |   |    |
| 01/19 | Texas Tech             |    |     |       |      |     |      |       |       |   |    |    |      |    |   |    |   |   |    |
| 01/22 | Texas                  |    |     |       |      |     |      |       |       |   |    |    |      |    |   |    |   |   |    |
| 01/25 | at West Virginia       |    |     |       |      |     |      |       |       |   |    |    |      |    |   |    |   |   |    |
| 01/29 | at Kansas State        |    |     |       |      |     |      |       |       |   |    |    |      |    |   |    |   |   |    |
| 02/02 | West Virginia          |    |     |       |      |     |      |       |       |   |    |    |      |    |   |    |   |   |    |
| 02/05 | at Kansas              |    |     |       |      |     |      |       |       |   |    |    |      |    |   |    |   |   |    |
| 02/09 | at Oklahoma State      |    |     |       |      |     |      |       |       |   |    |    |      |    |   |    |   |   |    |
| 02/12 | Iowa State             |    |     |       |      |     |      |       |       |   |    |    |      |    |   |    |   |   |    |
| 02/16 | at Baylor              |    |     |       |      |     |      |       |       |   |    |    |      |    |   |    |   |   |    |
| 02/19 | Baylor                 |    |     |       |      |     |      |       |       |   |    |    |      |    |   |    |   |   |    |
| 02/23 | Oklahoma               |    |     |       |      |     |      |       |       |   |    |    |      |    |   |    |   |   |    |
| 02/26 | at Texas               |    |     |       |      |     |      |       |       |   |    |    |      |    |   |    |   |   |    |
| 03/02 | at Texas Tech          |    |     |       |      |     |      |       |       |   |    |    |      |    |   |    |   |   |    |
| 03/05 | Kansas State           |    |     |       |      |     |      |       |       |   |    |    |      |    |   |    |   |   |    |

**LAUREN HEARD'S SEASON/CAREER HIGHS**

|                 |          |        |                                |               |          |         |                            |
|-----------------|----------|--------|--------------------------------|---------------|----------|---------|----------------------------|
| <b>POINTS</b>   | 2021-22: | 33     | Texas A&M (12/12/21)           | <b>BLOCKS</b> | 2021-22: | 1       | Texas A&M (12/12/21)       |
|                 | Career:  | 38     | at West Virginia (02/20/21)    |               | Career:  | 1 (10x) | last, Texas A&M (12/12/21) |
| <b>REBOUNDS</b> | 2021-22: | 13     | vs. Cal Baptist (11/27/21)     | <b>STEALS</b> | 2021-22: | 3 (3x)  | last, Texas A&M (12/12/21) |
|                 | Career:  | 15     | Oklahoma State (02/23/20)      |               | Career:  | 11      | at Oklahoma (03/04/21)     |
| <b>ASSISTS</b>  | 2021-22: | 6      | Kansas (01/10/22)              |               |          |         |                            |
|                 | Career:  | 9 (2x) | last, at Iowa State (02/13/21) |               |          |         |                            |

**LAUREN HEARD'S CAREER STATISTICS**

| SEASON       | TEAM | GP-GS          | MIN/AVG          | Field Goals     |             | 3-Point        |             | F-Throws       |             | Rebounds   |            |            |            | Scoring      |            |            |           |            |             |             |
|--------------|------|----------------|------------------|-----------------|-------------|----------------|-------------|----------------|-------------|------------|------------|------------|------------|--------------|------------|------------|-----------|------------|-------------|-------------|
|              |      |                |                  | FG-FGA          | FG%         | 3FG-3FGA       | 3FG%        | FT-FTA         | FT%         | OFF        | DEF        | TOT        | AVG        | PF-FO        | A          | TO         | BLK       | STL        | PTS         | AVG         |
| 2017-18      | TCU  | 36-6           | 709/19.7         | 70-187          | .374        | 20-61          | .328        | 63-86          | .733        | 26         | 81         | 107        | 3.0        | 75-0         | 61         | 56         | 1         | 37         | 223         | 6.2         |
| 2018-19      | TCU  | 35-34          | 992/28.4         | 92-293          | .314        | 28-107         | .262        | 91-140         | .650        | 33         | 126        | 159        | 4.5        | 75-1         | 113        | 84         | 2         | 63         | 303         | 8.7         |
| 2019-20      | TCU  | 29-29          | 891/30.7         | 166-425         | .391        | 31-86          | .360        | 171-227        | .753        | 58         | 134        | 192        | 6.6        | 80-1         | 117        | 111        | 3         | 62         | 534         | 18.4        |
| 2020-21      | TCU  | 25-25          | 892/35.7         | 169-423         | .400        | 34-113         | .301        | 159-219        | .726        | 36         | 141        | 177        | 7.1        | 54-1         | 121        | 89         | 3         | 64         | 531         | 21.2        |
| 2021-22      | TCU  | 11-11          | 347/31.5         | 56-158          | .354        | 7-26           | .269        | 56-73          | .767        | 18         | 55         | 73         | 6.6        | 27-1         | 44         | 37         | 1         | 18         | 175         | 15.9        |
| <b>TOTAL</b> |      | <b>136-105</b> | <b>3831/28.2</b> | <b>553-1486</b> | <b>.372</b> | <b>120-393</b> | <b>.305</b> | <b>540-745</b> | <b>.725</b> | <b>171</b> | <b>537</b> | <b>708</b> | <b>5.2</b> | <b>311-4</b> | <b>456</b> | <b>377</b> | <b>10</b> | <b>244</b> | <b>1766</b> | <b>13.0</b> |





**MICHELLE  
BERRY**

6-2 | F | GR.

MIAMI, FLA. | MIAMI COUNTRY DAY (VIRGINIA TECH)

**23**



**MICHELLE BERRY'S 2021-22 GAME-BY-GAME STATISTICS**

| DATE  | OPPONENT               | GS | MIN | FG   | %    | 3FG | %    | FT  | %     | O   | D | T  | AVG | PF | A | TO | B | S | PT |
|-------|------------------------|----|-----|------|------|-----|------|-----|-------|-----|---|----|-----|----|---|----|---|---|----|
| 11/09 | Houston Baptist        | *  | 24  | 0-11 | .000 | 0-5 | .000 | 0-0 | .000  | 3   | 5 | 8  | 8.0 | 2  | 2 | 0  | 0 | 1 | 0  |
| 11/17 | at Tulane              | *  | 38  | 1-11 | .091 | 0-5 | .000 | 0-0 | .000  | 1   | 5 | 6  | 7.0 | 4  | 3 | 0  | 0 | 0 | 2  |
| 11/21 | UNC                    |    | 19  | 3-4  | .750 | 0-0 | .000 | 1-2 | .500  | 2   | 2 | 4  | 6.0 | 1  | 1 | 0  | 0 | 0 | 7  |
| 11/26 | at St. Mary's          | *  | 37  | 6-11 | .545 | 3-6 | .500 | 1-3 | .333  | 1   | 4 | 5  | 5.8 | 1  | 2 | 1  | 0 | 3 | 16 |
| 11/27 | vs. Cal Baptist        | *  | 33  | 2-8  | .250 | 1-5 | .200 | 0-0 | .000  | 2   | 9 | 11 | 6.8 | 0  | 1 | 1  | 0 | 1 | 5  |
| 12/01 | Southeastern Louisiana | *  | 26  | 3-6  | .500 | 2-4 | .500 | 2-2 | 1.000 | 1   | 3 | 4  | 6.3 | 0  | 3 | 1  | 1 | 1 | 10 |
| 12/05 | Florida                | *  | 29  | 2-7  | .286 | 1-2 | .500 | 0-0 | .000  | 1   | 4 | 5  | 6.1 | 1  | 0 | 0  | 0 | 1 | 5  |
| 12/12 | Texas A&M              | *  | 20  | 0-4  | .000 | 0-3 | .000 | 2-2 | 1.000 | 0   | 4 | 4  | 5.9 | 3  | 1 | 1  | 0 | 0 | 2  |
| 01/02 | SMU                    |    | -   | -    | -    | -   | -    | -   | -     | DNP | - | -  | -   | -  | - | -  | - | - | -  |
| 01/08 | at Iowa State          | *  | 21  | 2-10 | .200 | 1-7 | .143 | 0-0 | .000  | 1   | 2 | 3  | 5.6 | 0  | 1 | 0  | 0 | 0 | 5  |
| 01/10 | Kansas                 |    | 16  | 1-2  | .500 | 0-1 | .000 | 0-0 | .000  | 0   | 1 | 1  | 5.1 | 0  | 1 | 2  | 0 | 1 | 2  |
| 01/12 | Oklahoma State         |    | 30  | 4-9  | .444 | 0-2 | .000 | 0-0 | .000  | 0   | 4 | 4  | 5.0 | 3  | 1 | 3  | 0 | 0 | 8  |
| 01/15 | at Oklahoma            |    |     |      |      |     |      |     |       |     |   |    |     |    |   |    |   |   |    |
| 01/19 | Texas Tech             |    |     |      |      |     |      |     |       |     |   |    |     |    |   |    |   |   |    |
| 01/22 | Texas                  |    |     |      |      |     |      |     |       |     |   |    |     |    |   |    |   |   |    |
| 01/25 | at West Virginia       |    |     |      |      |     |      |     |       |     |   |    |     |    |   |    |   |   |    |
| 01/29 | at Kansas State        |    |     |      |      |     |      |     |       |     |   |    |     |    |   |    |   |   |    |
| 02/02 | West Virginia          |    |     |      |      |     |      |     |       |     |   |    |     |    |   |    |   |   |    |
| 02/05 | at Kansas              |    |     |      |      |     |      |     |       |     |   |    |     |    |   |    |   |   |    |
| 02/09 | at Oklahoma State      |    |     |      |      |     |      |     |       |     |   |    |     |    |   |    |   |   |    |
| 02/12 | Iowa State             |    |     |      |      |     |      |     |       |     |   |    |     |    |   |    |   |   |    |
| 02/16 | at Baylor              |    |     |      |      |     |      |     |       |     |   |    |     |    |   |    |   |   |    |
| 02/19 | Baylor                 |    |     |      |      |     |      |     |       |     |   |    |     |    |   |    |   |   |    |
| 02/23 | Oklahoma               |    |     |      |      |     |      |     |       |     |   |    |     |    |   |    |   |   |    |
| 02/26 | at Texas               |    |     |      |      |     |      |     |       |     |   |    |     |    |   |    |   |   |    |
| 03/02 | at Texas Tech          |    |     |      |      |     |      |     |       |     |   |    |     |    |   |    |   |   |    |
| 03/05 | Kansas State           |    |     |      |      |     |      |     |       |     |   |    |     |    |   |    |   |   |    |

**MICHELLE BERRY'S SEASON/CAREER HIGHS**

|                 |                 |   |                            |            |                                   |
|-----------------|-----------------|---|----------------------------|------------|-----------------------------------|
| <b>POINTS</b>   | 2021-22: 16     | at St. Mary's (11/26/21)                | <b>BLOCKS</b>              | 2021-22: 1 | Southeastern Louisiana (12/01/21) |
|                 | Career: 38      | Portland State (11/13/15)*              |                            | Career: 2  | Kansas (01/17/21)                 |
| <b>REBOUNDS</b> | 2021-22: 11     | vs. Cal Baptist (11/27/21)              | <b>STEALS</b>              | 2021-22: 3 | at St. Mary's (11/26/21)          |
|                 | Career: 14      | Cal Poly (02/18/16)*                    |                            | Career: 5  | at Pepperdine (11/20/15)*         |
| <b>ASSISTS</b>  | 2021-22: 3 (2x) | last, Southeastern Louisiana (12/01/21) | * - at Cal State Fullerton |            |                                   |
|                 | Career: 6       | at Long Beach State (01/20/16)*         |                            |            |                                   |

**MICHELLE BERRY'S CAREER STATISTICS**

| SEASON               | TEAM   | GP-GS         | MIN/AVG          | Field Goals     |             | 3-Point       |             | F-Throws       |             | Rebounds   |            |            |            | Scoring      |            |            |           |            |            |            |
|----------------------|--------|---------------|------------------|-----------------|-------------|---------------|-------------|----------------|-------------|------------|------------|------------|------------|--------------|------------|------------|-----------|------------|------------|------------|
|                      |        |               |                  | FG-FGA          | FG%         | 3FG-3FGA      | 3FG%        | FT-FTA         | FT%         | OFF        | DEF        | TOT        | AVG        | PF-FO        | A          | TO         | BLK       | STL        | PTS        | AVG        |
| 2015-16              | CSF    | 29-29         | 1030/35.5        | 155-445         | .348        | 26-87         | .299        | 84-129         | .651        | 58         | 206        | 264        | 9.1        | 76-3         | 49         | 125        | 4         | 33         | 420        | 14.5       |
| 2017-18              | Hokies | 37-8          | 698/18.9         | 56-151          | .371        | 4-19          | .211        | 31-50          | .620        | 61         | 150        | 211        | 5.7        | 60-0         | 19         | 44         | 6         | 16         | 147        | 4.0        |
| 2019-20              | TCU    | 29-1          | 606/20.9         | 62-155          | .400        | 18-55         | .327        | 19-30          | .633        | 43         | 111        | 154        | 5.3        | 46-0         | 25         | 35         | 5         | 18         | 161        | 5.6        |
| 2020-21              | TCU    | 25-22         | 853/34.1         | 77-226          | .341        | 36-116        | .310        | 27-34          | .794        | 33         | 131        | 164        | 6.6        | 39-1         | 45         | 48         | 4         | 28         | 217        | 8.7        |
| 2021-22              | TCU    | 10-8          | 267/26.7         | 20-74           | .270        | 8-38          | .211        | 6-9            | .667        | 12         | 39         | 51         | 5.1        | 12-0         | 15         | 6          | 1         | 8          | 54         | 5.4        |
| <b>TOTAL FOR TCU</b> |        | <b>64-31</b>  | <b>1726/27.0</b> | <b>159-455</b>  | <b>.349</b> | <b>62-209</b> | <b>.297</b> | <b>52-73</b>   | <b>.712</b> | <b>88</b>  | <b>281</b> | <b>369</b> | <b>5.8</b> | <b>97-1</b>  | <b>85</b>  | <b>89</b>  | <b>10</b> | <b>54</b>  | <b>432</b> | <b>6.8</b> |
| <b>TOTAL</b>         |        | <b>130-68</b> | <b>3454/26.6</b> | <b>370-1051</b> | <b>.352</b> | <b>92-315</b> | <b>.292</b> | <b>167-252</b> | <b>.663</b> | <b>207</b> | <b>637</b> | <b>844</b> | <b>6.5</b> | <b>233-4</b> | <b>153</b> | <b>258</b> | <b>20</b> | <b>103</b> | <b>999</b> | <b>7.7</b> |





**KAYLA  
MOKWUAH**

6-4 | C | SR.

LONGMEADOW, MASS. | WILBRAHAM & MONSON ACADEMY (GEORGE WASHINGTON)

**24**



**KAYLA MOKWUAH'S 2021-22 GAME-BY-GAME STATISTICS**

| DATE  | OPPONENT               | GS | MIN | FG  | %    | 3FG | %    | FT  | %    | O   | D | T | AVG | PF | A | TO | B | S | PT |
|-------|------------------------|----|-----|-----|------|-----|------|-----|------|-----|---|---|-----|----|---|----|---|---|----|
| 11/09 | Houston Baptist        |    | 14  | 5-8 | .625 | 0-0 | .000 | 2-4 | .500 | 1   | 2 | 3 | 3.0 | 3  | 0 | 3  | 1 | 0 | 12 |
| 11/17 | at Tulane              |    | 4   | 0-0 | .000 | 0-0 | .000 | 0-0 | .000 | 0   | 0 | 0 | 1.5 | 3  | 0 | 1  | 0 | 0 | 0  |
| 11/21 | UNC                    |    | 9   | 0-1 | .000 | 0-0 | .000 | 0-2 | .000 | 1   | 2 | 3 | 2.0 | 1  | 1 | 0  | 0 | 0 | 0  |
| 11/26 | at St. Mary's          |    | 6   | 1-2 | .500 | 0-0 | .000 | 0-0 | .000 | 1   | 2 | 3 | 2.3 | 1  | 0 | 2  | 0 | 1 | 2  |
| 11/27 | vs. Cal Baptist        |    | 1   | 0-0 | .000 | 0-0 | .000 | 0-0 | .000 | 0   | 0 | 0 | 1.8 | 0  | 1 | 1  | 0 | 0 | 0  |
| 12/01 | Southeastern Louisiana |    | 4   | 0-0 | .000 | 0-0 | .000 | 0-0 | .000 | 0   | 0 | 0 | 1.5 | 1  | 0 | 1  | 0 | 0 | 0  |
| 12/05 | Florida                |    | 11  | 2-4 | .500 | 0-0 | .000 | 0-0 | .000 | 0   | 2 | 2 | 1.6 | 1  | 1 | 2  | 1 | 0 | 4  |
| 12/12 | Texas A&M              |    | 8   | 1-2 | .500 | 0-0 | .000 | 0-0 | .000 | 2   | 1 | 3 | 1.8 | 0  | 0 | 1  | 1 | 0 | 2  |
| 01/02 | SMU                    |    | 15  | 6-9 | .667 | 0-0 | .000 | 0-2 | .000 | 1   | 3 | 4 | 2.0 | 1  | 1 | 2  | 2 | 1 | 12 |
| 01/08 | at Iowa State          |    | 8   | 0-2 | .000 | 0-0 | .000 | 0-0 | .000 | 1   | 1 | 2 | 2.0 | 2  | 1 | 3  | 0 | 0 | 0  |
| 01/10 | Kansas                 |    | -   | -   | -    | -   | -    | -   | -    | DNP | - | - | -   | -  | - | -  | - | - | -  |
| 01/12 | Oklahoma State         |    | 1   | 0-0 | .000 | 0-0 | .000 | 0-0 | .000 | 0   | 0 | 0 | 1.8 | 1  | 1 | 0  | 0 | 0 | 0  |
| 01/15 | at Oklahoma            |    |     |     |      |     |      |     |      |     |   |   |     |    |   |    |   |   |    |
| 01/19 | Texas Tech             |    |     |     |      |     |      |     |      |     |   |   |     |    |   |    |   |   |    |
| 01/22 | Texas                  |    |     |     |      |     |      |     |      |     |   |   |     |    |   |    |   |   |    |
| 01/25 | at West Virginia       |    |     |     |      |     |      |     |      |     |   |   |     |    |   |    |   |   |    |
| 01/29 | at Kansas State        |    |     |     |      |     |      |     |      |     |   |   |     |    |   |    |   |   |    |
| 02/02 | West Virginia          |    |     |     |      |     |      |     |      |     |   |   |     |    |   |    |   |   |    |
| 02/05 | at Kansas              |    |     |     |      |     |      |     |      |     |   |   |     |    |   |    |   |   |    |
| 02/09 | at Oklahoma State      |    |     |     |      |     |      |     |      |     |   |   |     |    |   |    |   |   |    |
| 02/12 | Iowa State             |    |     |     |      |     |      |     |      |     |   |   |     |    |   |    |   |   |    |
| 02/16 | at Baylor              |    |     |     |      |     |      |     |      |     |   |   |     |    |   |    |   |   |    |
| 02/19 | Baylor                 |    |     |     |      |     |      |     |      |     |   |   |     |    |   |    |   |   |    |
| 02/23 | Oklahoma               |    |     |     |      |     |      |     |      |     |   |   |     |    |   |    |   |   |    |
| 02/26 | at Texas               |    |     |     |      |     |      |     |      |     |   |   |     |    |   |    |   |   |    |
| 03/02 | at Texas Tech          |    |     |     |      |     |      |     |      |     |   |   |     |    |   |    |   |   |    |
| 03/05 | Kansas State           |    |     |     |      |     |      |     |      |     |   |   |     |    |   |    |   |   |    |

**KAYLA MOKWUAH'S SEASON/CAREER HIGHS**

|  |  |                          |                                      |
|--|--|--------------------------|--------------------------------------|
| <b>POINTS</b>                                  | 2021-22: 12 (2x) last, SMU (01/02/22)          | <b>BLOCKS</b>            | 2021-22: 2 SMU (01/02/22)            |
| Career: 18 (2x) last, Rhode Island (02/25/20)* | Career: 3 at Kansas State (03/01/21)           |                          |                                      |
| <b>REBOUNDS</b>                                | 2021-22: 4 SMU (01/02/22)                      | <b>STEALS</b>            | 2021-22: 1 (2x) last, SMU (01/02/22) |
| Career: 16 at UMass (02/20/19)                 | Career: 4 at Memphis (11/17/19)*               |                          |                                      |
| <b>ASSISTS</b>                                 | 2021-22: 1 (5x) last, at Iowa State (01/08/22) | * - at George Washington |                                      |
| Career: 4 at George Mason (01/04/20)           |  |                          |                                      |

**KAYLA MOKWUAH'S CAREER STATISTICS**

| SEASON               | TEAM | GP-GS        | MIN/AVG          | Field Goals    |             | 3-Point    |             | F-Throws      |             | Rebounds   |            |            |            | Scoring      |           |            |           |           |            |            |
|----------------------|------|--------------|------------------|----------------|-------------|------------|-------------|---------------|-------------|------------|------------|------------|------------|--------------|-----------|------------|-----------|-----------|------------|------------|
|                      |      |              |                  | FG-FGA         | FG%         | 3FG-3FGA   | 3FG%        | FT-FTA        | FT%         | OFF        | DEF        | TOT        | AVG        | PF-FO        | A         | TO         | BLK       | STL       | PTS        | AVG        |
| 2018-19              | GWU  | 29-6         | 424/14.6         | 77-165         | .467        | 0-0        | .000        | 35-55         | .636        | 39         | 68         | 107        | 3.7        | 44-1         | 19        | 52         | 24        | 7         | 189        | 6.5        |
| 2019-20              | GWU  | 30-6         | 530/17.7         | 106-220        | .482        | 0-2        | .000        | 33-49         | .673        | 38         | 97         | 135        | 4.5        | 84-1         | 24        | 55         | 28        | 17        | 245        | 8.2        |
| 2020-21              | TCU  | 25-5         | 255/10.2         | 40-90          | .444        | 0-0        | .000        | 8-12          | .667        | 25         | 25         | 50         | 2.0        | 52-1         | 8         | 23         | 15        | 7         | 88         | 3.5        |
| 2021-22              | TCU  | 10-0         | 83/8.3           | 15-28          | .536        | 0-0        | .000        | 2-8           | .250        | 7          | 13         | 20         | 2.0        | 13-0         | 5         | 16         | 5         | 2         | 32         | 3.2        |
| <b>TOTAL FOR TCU</b> |      | <b>35-5</b>  | <b>337/9.6</b>   | <b>55-118</b>  | <b>.466</b> | <b>0-0</b> | <b>.000</b> | <b>10-20</b>  | <b>.500</b> | <b>32</b>  | <b>38</b>  | <b>70</b>  | <b>2.0</b> | <b>65-1</b>  | <b>13</b> | <b>39</b>  | <b>20</b> | <b>9</b>  | <b>120</b> | <b>3.4</b> |
| <b>TOTAL</b>         |      | <b>94-17</b> | <b>1291/13.7</b> | <b>238-503</b> | <b>.473</b> | <b>0-2</b> | <b>.000</b> | <b>78-124</b> | <b>.629</b> | <b>109</b> | <b>203</b> | <b>312</b> | <b>3.3</b> | <b>193-3</b> | <b>56</b> | <b>146</b> | <b>72</b> | <b>33</b> | <b>554</b> | <b>5.9</b> |





**PATRICIA MORRIS**

6-7 | F | SR.

DUARTE, CALIF. | DUARTE HIGH SCHOOL (OREGON STATE)

**32**



**PATRICIA MORRIS' 2021-22 GAME-BY-GAME STATISTICS**

| DATE  | OPPONENT               | GS | MIN | FG  | %    | 3FG | %    | FT  | %    | O | D | T | AVG | PF | A | TO | B | S | PT |
|-------|------------------------|----|-----|-----|------|-----|------|-----|------|---|---|---|-----|----|---|----|---|---|----|
| 11/09 | Houston Baptist        | *  | 12  | 3-4 | .750 | 0-0 | .000 | 1-2 | .500 | 2 | 0 | 2 | 2.0 | 1  | 1 | 2  | 0 | 0 | 7  |
| 11/17 | at Tulane              | *  | 22  | 1-3 | .333 | 0-0 | .000 | 2-4 | .500 | 2 | 3 | 5 | 3.5 | 5  | 0 | 0  | 2 | 0 | 4  |
| 11/21 | UNC                    | *  | 10  | 0-0 | .000 | 0-0 | .000 | 0-0 | .000 | 0 | 0 | 0 | 2.3 | 1  | 0 | 0  | 0 | 0 | 0  |
| 11/26 | at St. Mary's          | *  | 15  | 4-7 | .571 | 0-0 | .000 | 0-0 | .000 | 1 | 4 | 5 | 3.0 | 2  | 0 | 3  | 1 | 1 | 8  |
| 11/27 | vs. Cal Baptist        | *  | 8   | 1-3 | .333 | 0-0 | .000 | 0-0 | .000 | 0 | 1 | 1 | 2.6 | 1  | 0 | 2  | 0 | 0 | 2  |
| 12/01 | Southeastern Louisiana | *  | 5   | 0-0 | .000 | 0-0 | .000 | 0-0 | .000 | 0 | 0 | 0 | 2.2 | 1  | 0 | 0  | 0 | 0 | 0  |
| 12/05 | Florida                | *  | 6   | 0-1 | .000 | 0-0 | .000 | 0-0 | .000 | 1 | 1 | 2 | 2.1 | 1  | 2 | 0  | 0 | 0 | 0  |
| 12/12 | Texas A&M              | *  | 13  | 3-4 | .750 | 0-0 | .000 | 1-2 | .500 | 4 | 2 | 6 | 2.6 | 5  | 2 | 3  | 0 | 0 | 7  |
| 01/02 | SMU                    | *  | 12  | 1-3 | .333 | 0-0 | .000 | 0-0 | .000 | 2 | 3 | 5 | 2.9 | 1  | 0 | 1  | 0 | 0 | 2  |
| 01/08 | at Iowa State          | *  | 9   | 1-2 | .500 | 0-0 | .000 | 1-2 | .500 | 2 | 2 | 4 | 3.0 | 4  | 0 | 1  | 1 | 0 | 3  |
| 01/10 | Kansas                 |    | 13  | 2-3 | .667 | 0-0 | .000 | 0-0 | .000 | 1 | 0 | 1 | 2.8 | 3  | 0 | 2  | 1 | 0 | 4  |
| 01/12 | Oklahoma State         |    | 7   | 0-0 | .000 | 0-0 | .000 | 0-0 | .000 | 0 | 1 | 1 | 2.7 | 0  | 0 | 0  | 1 | 0 | 0  |
| 01/15 | at Oklahoma            |    |     |     |      |     |      |     |      |   |   |   |     |    |   |    |   |   |    |
| 01/19 | Texas Tech             |    |     |     |      |     |      |     |      |   |   |   |     |    |   |    |   |   |    |
| 01/22 | Texas                  |    |     |     |      |     |      |     |      |   |   |   |     |    |   |    |   |   |    |
| 01/25 | at West Virginia       |    |     |     |      |     |      |     |      |   |   |   |     |    |   |    |   |   |    |
| 01/29 | at Kansas State        |    |     |     |      |     |      |     |      |   |   |   |     |    |   |    |   |   |    |
| 02/02 | West Virginia          |    |     |     |      |     |      |     |      |   |   |   |     |    |   |    |   |   |    |
| 02/05 | at Kansas              |    |     |     |      |     |      |     |      |   |   |   |     |    |   |    |   |   |    |
| 02/09 | at Oklahoma State      |    |     |     |      |     |      |     |      |   |   |   |     |    |   |    |   |   |    |
| 02/12 | Iowa State             |    |     |     |      |     |      |     |      |   |   |   |     |    |   |    |   |   |    |
| 02/16 | at Baylor              |    |     |     |      |     |      |     |      |   |   |   |     |    |   |    |   |   |    |
| 02/19 | Baylor                 |    |     |     |      |     |      |     |      |   |   |   |     |    |   |    |   |   |    |
| 02/23 | Oklahoma               |    |     |     |      |     |      |     |      |   |   |   |     |    |   |    |   |   |    |
| 02/26 | at Texas               |    |     |     |      |     |      |     |      |   |   |   |     |    |   |    |   |   |    |
| 03/02 | at Texas Tech          |    |     |     |      |     |      |     |      |   |   |   |     |    |   |    |   |   |    |
| 03/05 | Kansas State           |    |     |     |      |     |      |     |      |   |   |   |     |    |   |    |   |   |    |

**PATRICIA MORRIS' SEASON/CAREER HIGHS**

|   |  |                     |                                      |
|---|--|---------------------|--------------------------------------|
| <b>POINTS</b>                             | 2021-22: 8 at St. Mary's 9/11/26/21)           | <b>BLOCKS</b>       | 2021-22: 2 at Tulane (11/17/21)      |
| Career: 13 California (01/17/20)*         | Career: 3 (2x) last, at Kansas (02/07/21)      |                     |                                      |
| <b>REBOUNDS</b>                           | 2021-22: 6 Texas A&M (12/12/21)                | <b>STEALS</b>       | 2021-22: 1 at St. Mary's 9/11/26/21) |
| Career: 6 Texas A&M (12/12/21)            | Career: 1 (3x) last, at St. Mary's 9/11/26/21) |                     |                                      |
| <b>ASSISTS</b>                            | 2021-22: 2 (2x) last, Texas A&M (12/12/21)     | * - at Oregon State |                                      |
| Career: 2 (2x) last, Texas A&M (12/12/21) |  |                     |                                      |

**PATRICIA MORRIS' CAREER STATISTICS**

| SEASON               | TEAM | GP-GS        | MIN/AVG         | Field Goals   |             | 3-Point    |             | F-Throws     |             | Rebounds  |           |            |            | Scoring      |          |           |           |          |            |            |
|----------------------|------|--------------|-----------------|---------------|-------------|------------|-------------|--------------|-------------|-----------|-----------|------------|------------|--------------|----------|-----------|-----------|----------|------------|------------|
|                      |      |              |                 | FG-FGA        | FG%         | 3FG-3FGA   | 3FG%        | FT-FTA       | FT%         | OFF       | DEF       | TOT        | AVG        | PF-FO        | A        | TO        | BLK       | STL      | PTS        | AVG        |
| 2018-19              | OSU  | 22-0         | 108/4.9         | 12-18         | .667        | 0-0        | .000        | 10-15        | .667        | 8         | 22        | 30         | 1.4        | 22-0         | 0        | 7         | 7         | 1        | 34         | 1.5        |
| 2019-20              | OSU  | 24-0         | 162/6.8         | 20-33         | .606        | 0-1        | .000        | 15-19        | .789        | 11        | 25        | 36         | 1.5        | 17-0         | 0        | 6         | 10        | 0        | 55         | 2.3        |
| 2020-21              | TCU  | 16-4         | 145/9.1         | 13-23         | .565        | 0-0        | .000        | 17-20        | .850        | 8         | 22        | 30         | 1.9        | 37-2         | 0        | 19        | 12        | 1        | 43         | 2.7        |
| 2021-22              | TCU  | 11-10        | 125/11.3        | 16-30         | .533        | 0-0        | .000        | 5-10         | .500        | 15        | 16        | 31         | 2.8        | 25-2         | 5        | 14        | 5         | 1        | 37         | 3.4        |
| <b>TOTAL FOR TCU</b> |      | <b>27-14</b> | <b>270/10.0</b> | <b>29-53</b>  | <b>.547</b> | <b>0-0</b> | <b>.000</b> | <b>22-30</b> | <b>.733</b> | <b>23</b> | <b>38</b> | <b>61</b>  | <b>2.3</b> | <b>62-4</b>  | <b>5</b> | <b>33</b> | <b>17</b> | <b>2</b> | <b>80</b>  | <b>3.0</b> |
| <b>TOTAL</b>         |      | <b>73-14</b> | <b>541/7.4</b>  | <b>61-104</b> | <b>.587</b> | <b>0-1</b> | <b>.000</b> | <b>47-64</b> | <b>.734</b> | <b>42</b> | <b>85</b> | <b>127</b> | <b>1.7</b> | <b>101-4</b> | <b>5</b> | <b>46</b> | <b>34</b> | <b>3</b> | <b>169</b> | <b>2.3</b> |





TCU BASKETBALL COMBINED STATISTICS



2021-22 TCU Women's Basketball  
Combined Team Statistics  
All games

Game Records

| Record         | Overall | Home | Away | Neutral |
|----------------|---------|------|------|---------|
| ALL GAMES      | 5-7     | 4-4  | 1-2  | 0-1     |
| CONFERENCE     | 1-2     | 1-1  | 0-1  | 0-0     |
| NON-CONFERENCE | 4-5     | 3-3  | 1-1  | 0-1     |

Score by Periods

| Team      | 1st | 2nd | 3rd | 4th | OT | TOT |
|-----------|-----|-----|-----|-----|----|-----|
| TCU       | 176 | 178 | 214 | 203 | 12 | 783 |
| Opponents | 208 | 187 | 212 | 227 | 22 | 856 |

Team Box Score

| No.              | Player            | Total     |             |      |                |             | 3-Point       |             | F-Throw        |             | Rebounds   |            |            |             | Other      |          |            |            |           |           |            |             |
|------------------|-------------------|-----------|-------------|------|----------------|-------------|---------------|-------------|----------------|-------------|------------|------------|------------|-------------|------------|----------|------------|------------|-----------|-----------|------------|-------------|
|                  |                   | GP-GS     | MIN         | AVG  | FG-FGA         | FG%         | 3FG-3FGA      | 3FG%        | FT-FTA         | FT%         | OFF        | DEF        | TOT        | AVG         | PF         | DQ       | A          | TO         | BLK       | STL       | PTS        | AVG         |
| 20               | HEARD, Lauren     | 12-12     | 385:55      | 32.2 | 62-169         | .367        | 7-26          | .269        | 64-84          | .762        | 18         | 60         | 78         | 6.5         | 31         | 1        | 49         | 42         | 1         | 19        | 195        | 16.3        |
| 4                | ADIKA, Okako      | 12-11     | 260:06      | 21.7 | 42-93          | .452        | 20-48         | .417        | 14-14          | 1.000       | 24         | 32         | 56         | 4.7         | 37         | 0        | 14         | 15         | 1         | 13        | 118        | 9.8         |
| 13               | DIGGS, Tavy       | 12-3      | 241:51      | 20.2 | 42-96          | .438        | 1-11          | .091        | 19-33          | .576        | 11         | 43         | 54         | 4.5         | 24         | 1        | 24         | 24         | 4         | 16        | 104        | 8.7         |
| 15               | HOLMES, Aja       | 10-3      | 193:38      | 19.4 | 21-58          | .362        | 17-50         | .340        | 6-8            | .750        | 3          | 7          | 10         | 1.0         | 3          | 0        | 3          | 1          | 0         | 1         | 65         | 6.5         |
| 5                | MORRIS, Yummy     | 12-2      | 234:04      | 19.5 | 32-72          | .444        | 0-0           | .000        | 13-20          | .650        | 21         | 33         | 54         | 4.5         | 26         | 1        | 20         | 20         | 6         | 3         | 77         | 6.4         |
| 23               | BERRY, Michelle   | 11-8      | 296:56      | 27.0 | 24-83          | .289        | 8-40          | .200        | 6-9            | .667        | 12         | 43         | 55         | 5.0         | 15         | 0        | 16         | 9          | 1         | 8         | 62         | 5.6         |
| 2                | MANUMALEUGA, Tara | 10-1      | 124:35      | 12.5 | 12-54          | .222        | 5-36          | .139        | 3-6            | .500        | 3          | 11         | 14         | 1.4         | 9          | 0        | 7          | 15         | 2         | 7         | 32         | 3.2         |
| 32               | MORRIS, Patricia  | 12-10     | 130:47      | 10.9 | 16-30          | .533        | 0-0           | .000        | 5-10           | .500        | 15         | 17         | 32         | 2.7         | 25         | 2        | 5          | 14         | 6         | 1         | 37         | 3.1         |
| 1                | JACKSON, Aahliyah | 12-10     | 345:45      | 28.8 | 13-46          | .283        | 6-30          | .200        | 3-5            | .600        | 3          | 38         | 41         | 3.4         | 27         | 0        | 24         | 15         | 3         | 11        | 35         | 2.9         |
| 24               | MOKWUAH, Kayla    | 11-0      | 84:15       | 7.7  | 15-28          | .536        | 0-0           | .000        | 2-8            | .250        | 7          | 13         | 20         | 1.8         | 14         | 0        | 6          | 16         | 5         | 2         | 32         | 2.9         |
| 0                | GERMOND, Caroline | 8-0       | 69:20       | 8.7  | 4-15           | .267        | 4-10          | .400        | 1-2            | .500        | 0          | 10         | 10         | 1.3         | 10         | 0        | 4          | 8          | 0         | 4         | 13         | 1.6         |
| 10               | BRADLEY, Paige    | 9-0       | 82:48       | 9.2  | 4-24           | .167        | 3-15          | .200        | 2-2            | 1.000       | 2          | 7          | 9          | 1.0         | 6          | 0        | 3          | 4          | 0         | 2         | 13         | 1.4         |
| Team             |                   |           |             |      |                |             |               |             |                |             | 18         | 21         | 39         |             |            |          |            | 4          |           |           |            |             |
| <b>Total</b>     |                   | <b>12</b> | <b>2450</b> |      | <b>287-768</b> | <b>.374</b> | <b>71-266</b> | <b>.267</b> | <b>138-201</b> | <b>.687</b> | <b>137</b> | <b>335</b> | <b>472</b> | <b>39.3</b> | <b>227</b> | <b>5</b> | <b>175</b> | <b>187</b> | <b>29</b> | <b>87</b> | <b>783</b> | <b>65.3</b> |
| <b>Opponents</b> |                   | <b>12</b> | <b>2450</b> |      | <b>317-761</b> | <b>.417</b> | <b>82-239</b> | <b>.343</b> | <b>140-195</b> | <b>.718</b> | <b>126</b> | <b>359</b> | <b>485</b> | <b>40.4</b> | <b>203</b> | <b>3</b> | <b>186</b> | <b>194</b> | <b>39</b> | <b>86</b> | <b>856</b> | <b>71.3</b> |

Team Statistics

|                        | TCU            | OPP            |
|------------------------|----------------|----------------|
| <b>Scoring</b>         | <b>783</b>     | <b>856</b>     |
| Points per game        | 65.3           | 71.3           |
| Scoring margin         | -6.1           | -              |
| <b>Field goals-att</b> | <b>287-768</b> | <b>317-761</b> |
| Field goal pct         | .374           | .417           |
| <b>3 point fg-att</b>  | <b>71-266</b>  | <b>82-239</b>  |
| 3-point FG pct         | .267           | .343           |
| 3-pt FG made per game  | 5.9            | 6.8            |
| <b>Free throws-att</b> | <b>138-201</b> | <b>140-195</b> |
| Free throw pct         | .687           | .718           |
| F-Throws made per game | 11.5           | 11.7           |
| <b>Rebounds</b>        | <b>472</b>     | <b>485</b>     |
| Rebounds per game      | 39.3           | 40.4           |
| Rebounding margin      | -1.1           | -              |
| <b>Assists</b>         | <b>175</b>     | <b>186</b>     |
| Assists per game       | 14.6           | 15.5           |
| <b>Turnovers</b>       | <b>187</b>     | <b>194</b>     |
| Turnovers per game     | 15.6           | 16.2           |
| Turnover margin        | +0.6           | -              |
| Assist/turnover ratio  | 0.9            | 1.0            |
| <b>Steals</b>          | <b>87</b>      | <b>86</b>      |
| Steals per game        | 7.3            | 7.2            |
| <b>Blocks</b>          | <b>29</b>      | <b>39</b>      |
| Blocks per game        | 2.4            | 3.3            |
| <b>Winning streak</b>  | <b>1</b>       | <b>-</b>       |
| Home win streak        | 1              | -              |
| <b>Attendance</b>      | <b>13152</b>   | <b>9759</b>    |
| Home games-Avg/Game    | 8-1644         | 3-3253         |
| Neutral site-Avg/Game  | -              | 1-138          |

Team Results

| Date       | Opponent              |      | Score | Att. |
|------------|-----------------------|------|-------|------|
| 11/09/2021 | Houston Baptist       | W    | 78-48 | 1310 |
| 11/17/2021 | at Tulane             | Lot2 | 78-88 | 438  |
| 11/21/2021 | North Carolina        | L    | 46-79 | 2483 |
| 11/26/2021 | at Saint Mary's (CA)  | W    | 72-68 | 304  |
| 11/27/2021 | vs California Baptist | L    | 77-91 | 138  |
| 12/01/2021 | Southeastern La.      | W    | 55-46 | 1291 |
| 12/05/2021 | Florida               | L    | 54-63 | 1468 |
| 12/12/2021 | Texas A&M             | W    | 87-75 | 2371 |
| 01/02/2022 | SMU                   | L    | 53-79 | 1461 |
| 01/08/2022 | at Iowa St.           | L    | 47-78 | 9017 |
| 01/10/2022 | Kansas                | L    | 72-78 | 1370 |
| 01/12/2022 | Oklahoma St.          | W    | 64-63 | 1398 |





**OVERALL STATISTICS**

**Game Records**

| Record         | Overall | Home | Away | Neutral |
|----------------|---------|------|------|---------|
| ALL GAMES      | 5-7     | 4-4  | 1-2  | 0-1     |
| CONFERENCE     | 1-2     | 1-1  | 0-1  | 0-0     |
| NON-CONFERENCE | 4-5     | 3-3  | 1-1  | 0-1     |

**Team Box Score**

| No.              | Player            |           |             |      | Total          |             | 3-Point       |             | F-Throw        |             | Rebounds   |            |            |             |            |          |            |            |           |           |            |             |
|------------------|-------------------|-----------|-------------|------|----------------|-------------|---------------|-------------|----------------|-------------|------------|------------|------------|-------------|------------|----------|------------|------------|-----------|-----------|------------|-------------|
|                  |                   | GP-GS     | MIN         | AVG  | FG-FGA         | FG%         | 3FG-3FGA      | 3FG%        | FT-FTA         | FT%         | OFF        | DEF        | TOT        | AVG         | PF         | DQ       | A          | TO         | BLK       | STL       | PTS        | AVG         |
| 20               | HEARD, Lauren     | 12-12     | 385:55      | 32.2 | 62-169         | .367        | 7-26          | .269        | 64-84          | .762        | 18         | 60         | 78         | 6.5         | 31         | 1        | 49         | 42         | 1         | 19        | 195        | 16.3        |
| 4                | ADIKA, Okako      | 12-11     | 260:06      | 21.7 | 42-93          | .452        | 20-48         | .417        | 14-14          | 1.000       | 24         | 32         | 56         | 4.7         | 37         | 0        | 14         | 15         | 1         | 13        | 118        | 9.8         |
| 13               | DIGGS, Tavy       | 12-3      | 241:51      | 20.2 | 42-96          | .438        | 1-11          | .091        | 19-33          | .576        | 11         | 43         | 54         | 4.5         | 24         | 1        | 24         | 24         | 4         | 16        | 104        | 8.7         |
| 15               | HOLMES, Aja       | 10-3      | 193:38      | 19.4 | 21-58          | .362        | 17-50         | .340        | 6-8            | .750        | 3          | 7          | 10         | 1.0         | 3          | 0        | 3          | 1          | 0         | 1         | 65         | 6.5         |
| 5                | MORRIS, Yummy     | 12-2      | 234:04      | 19.5 | 32-72          | .444        | 0-0           | .000        | 13-20          | .650        | 21         | 33         | 54         | 4.5         | 26         | 1        | 20         | 20         | 6         | 3         | 77         | 6.4         |
| 23               | BERRY, Michelle   | 11-8      | 296:56      | 27.0 | 24-83          | .289        | 8-40          | .200        | 6-9            | .667        | 12         | 43         | 55         | 5.0         | 15         | 0        | 16         | 9          | 1         | 8         | 62         | 5.6         |
| 2                | MANUMALEUGA, Tara | 10-1      | 124:35      | 12.5 | 12-54          | .222        | 5-36          | .139        | 3-6            | .500        | 3          | 11         | 14         | 1.4         | 9          | 0        | 7          | 15         | 2         | 7         | 32         | 3.2         |
| 32               | MORRIS, Patricia  | 12-10     | 130:47      | 10.9 | 16-30          | .533        | 0-0           | .000        | 5-10           | .500        | 15         | 17         | 32         | 2.7         | 25         | 2        | 5          | 14         | 6         | 1         | 37         | 3.1         |
| 1                | JACKSON, Aahliyah | 12-10     | 345:45      | 28.8 | 13-46          | .283        | 6-30          | .200        | 3-5            | .600        | 3          | 38         | 41         | 3.4         | 27         | 0        | 24         | 15         | 3         | 11        | 35         | 2.9         |
| 24               | MOKWUAH, Kayla    | 11-0      | 84:15       | 7.7  | 15-28          | .536        | 0-0           | .000        | 2-8            | .250        | 7          | 13         | 20         | 1.8         | 14         | 0        | 6          | 16         | 5         | 2         | 32         | 2.9         |
| 0                | GERMOND, Caroline | 8-0       | 69:20       | 8.7  | 4-15           | .267        | 4-10          | .400        | 1-2            | .500        | 0          | 10         | 10         | 1.3         | 10         | 0        | 4          | 8          | 0         | 4         | 13         | 1.6         |
| 10               | BRADLEY, Paige    | 9-0       | 82:48       | 9.2  | 4-24           | .167        | 3-15          | .200        | 2-2            | 1.000       | 2          | 7          | 9          | 1.0         | 6          | 0        | 3          | 4          | 0         | 2         | 13         | 1.4         |
| Team             |                   |           |             |      |                |             |               |             |                |             | 18         | 21         | 39         |             |            |          | 4          |            |           |           |            |             |
| <b>Total</b>     |                   | <b>12</b> | <b>2450</b> |      | <b>287-768</b> | <b>.374</b> | <b>71-266</b> | <b>.267</b> | <b>138-201</b> | <b>.687</b> | <b>137</b> | <b>335</b> | <b>472</b> | <b>39.3</b> | <b>227</b> | <b>5</b> | <b>175</b> | <b>187</b> | <b>29</b> | <b>87</b> | <b>783</b> | <b>65.3</b> |
| <b>Opponents</b> |                   | <b>12</b> | <b>2450</b> |      | <b>317-761</b> | <b>.417</b> | <b>82-239</b> | <b>.343</b> | <b>140-195</b> | <b>.718</b> | <b>126</b> | <b>359</b> | <b>485</b> | <b>40.4</b> | <b>203</b> | <b>3</b> | <b>186</b> | <b>194</b> | <b>39</b> | <b>86</b> | <b>856</b> | <b>71.3</b> |

**Score by Periods**

| Team      | 1st | 2nd | 3rd | 4th | OT | TOT |
|-----------|-----|-----|-----|-----|----|-----|
| TCU       | 176 | 178 | 214 | 203 | 12 | 783 |
| Opponents | 208 | 187 | 212 | 227 | 22 | 856 |

**2021-22 BIG 12 ONLY STATISTICS**

**Game Records**

| Record         | Overall | Home | Away | Neutral |
|----------------|---------|------|------|---------|
| ALL GAMES      | 1-2     | 1-1  | 0-1  | 0-0     |
| CONFERENCE     | 1-2     | 1-1  | 0-1  | 0-0     |
| NON-CONFERENCE | 0-0     | 0-0  | 0-0  | 0-0     |

**Score by Periods**

| Team      | 1st | 2nd | 3rd | 4th | OT | TOT |
|-----------|-----|-----|-----|-----|----|-----|
| TCU       | 31  | 44  | 63  | 45  | 0  | 183 |
| Opponents | 60  | 48  | 60  | 51  | 0  | 219 |

**Team Box Score**

| No.              | Player            |          |            |      | Total         |             | 3-Point      |             | F-Throw      |             | Rebounds  |           |            |             |           |          |           |           |           |           |            |             |
|------------------|-------------------|----------|------------|------|---------------|-------------|--------------|-------------|--------------|-------------|-----------|-----------|------------|-------------|-----------|----------|-----------|-----------|-----------|-----------|------------|-------------|
|                  |                   | GP-GS    | MIN        | AVG  | FG-FGA        | FG%         | 3FG-3FGA     | 3FG%        | FT-FTA       | FT%         | OFF       | DEF       | TOT        | AVG         | PF        | DQ       | A         | TO        | BLK       | STL       | PTS        | AVG         |
| 4                | ADIKA, Okako      | 3-3      | 77:15      | 25.8 | 15-34         | .441        | 10-23        | .435        | 7-7          | 1.000       | 6         | 14        | 20         | 6.7         | 10        | 0        | 2         | 6         | 0         | 3         | 47         | 15.7        |
| 13               | DIGGS, Tavy       | 3-2      | 75:30      | 25.2 | 19-36         | .528        | 1-5          | .200        | 6-13         | .462        | 4         | 13        | 17         | 5.7         | 11        | 1        | 8         | 6         | 1         | 8         | 45         | 15.0        |
| 20               | HEARD, Lauren     | 3-3      | 101:44     | 33.9 | 14-35         | .400        | 1-3          | .333        | 11-15        | .733        | 5         | 11        | 16         | 5.3         | 9         | 0        | 15        | 8         | 0         | 3         | 40         | 13.3        |
| 23               | BERRY, Michelle   | 3-1      | 67:04      | 22.4 | 7-21          | .333        | 1-10         | .100        | 0-0          | .000        | 1         | 7         | 8          | 2.7         | 3         | 0        | 3         | 5         | 0         | 1         | 15         | 5.0         |
| 5                | MORRIS, Yummy     | 3-2      | 53:16      | 17.8 | 5-15          | .333        | 0-0          | .000        | 0-2          | .000        | 6         | 9         | 15         | 5.0         | 2         | 0        | 7         | 7         | 2         | 1         | 10         | 3.3         |
| 15               | HOLMES, Aja       | 3-2      | 57:25      | 19.1 | 3-12          | .250        | 2-9          | .222        | 0-0          | .000        | 1         | 2         | 3          | 1.0         | 1         | 0        | 0         | 1         | 0         | 0         | 8          | 2.7         |
| 32               | MORRIS, Patricia  | 3-1      | 28:22      | 9.5  | 3-5           | .600        | 0-0          | .000        | 1-2          | .500        | 3         | 3         | 6          | 2.0         | 7         | 0        | 0         | 3         | 3         | 0         | 7          | 2.3         |
| 0                | GERMOND, Caroline | 3-0      | 23:30      | 7.8  | 2-8           | .250        | 2-5          | .400        | 0-0          | .000        | 0         | 4         | 4          | 1.3         | 5         | 0        | 2         | 1         | 0         | 2         | 6          | 2.0         |
| 1                | JACKSON, Aahliyah | 3-1      | 79:10      | 26.4 | 2-8           | .250        | 0-5          | .000        | 1-2          | .500        | 0         | 8         | 8          | 2.7         | 5         | 0        | 4         | 4         | 1         | 1         | 5          | 1.7         |
| 2                | MANUMALEUGA, Tara | 1-0      | 13:39      | 13.7 | 0-5           | .000        | 0-3          | .000        | 0-0          | .000        | 0         | 1         | 1          | 1.0         | 1         | 0        | 1         | 1         | 1         | 0         | 0          | 0.0         |
| 24               | MOKWUAH, Kayla    | 2-0      | 09:15      | 4.6  | 0-2           | .000        | 0-0          | .000        | 0-0          | .000        | 1         | 1         | 2          | 1.0         | 3         | 0        | 2         | 3         | 0         | 0         | 0          | 0.0         |
| 10               | BRADLEY, Paige    | 2-0      | 13:49      | 6.9  | 0-4           | .000        | 0-3          | .000        | 0-0          | .000        | 0         | 1         | 1          | 0.5         | 0         | 0        | 1         | 1         | 0         | 0         | 0          | 0.0         |
| Team             |                   |          |            |      |               |             |              |             |              |             | 4         | 5         | 9          |             |           |          | 1         |           |           |           |            |             |
| <b>Total</b>     |                   | <b>3</b> | <b>600</b> |      | <b>70-185</b> | <b>.378</b> | <b>17-66</b> | <b>.258</b> | <b>26-41</b> | <b>.634</b> | <b>31</b> | <b>79</b> | <b>110</b> | <b>36.7</b> | <b>57</b> | <b>1</b> | <b>45</b> | <b>47</b> | <b>8</b>  | <b>19</b> | <b>183</b> | <b>61.0</b> |
| <b>Opponents</b> |                   | <b>3</b> | <b>600</b> |      | <b>80-181</b> | <b>.442</b> | <b>22-52</b> | <b>.423</b> | <b>37-47</b> | <b>.787</b> | <b>24</b> | <b>91</b> | <b>115</b> | <b>38.3</b> | <b>47</b> | <b>1</b> | <b>46</b> | <b>48</b> | <b>13</b> | <b>20</b> | <b>219</b> | <b>73.0</b> |





## TCU BASKETBALL SEASON/CAREER STATISTICS



2021-22 TCU Women's Basketball  
Season/Career Statistics  
All games

Page 1/1  
as of Jan 13, 2022

## Summary

| Player            | Season Statistics |       |      |      |       |     |     |     |     |       | Career Statistics |       |      |      |       |     |     |     |     |       |
|-------------------|-------------------|-------|------|------|-------|-----|-----|-----|-----|-------|-------------------|-------|------|------|-------|-----|-----|-----|-----|-------|
|                   | GP-GS             | MIN/G | FG%  | 3FG% | FT%   | R/G | A/G | STL | BLK | PTS/G | GP-GS             | MIN/G | FG%  | 3FG% | FT%   | R/G | A/G | STL | BLK | PTS/G |
| ADIKA, Okako      | 12-11             | 21.7  | .452 | .417 | 1.000 | 4.7 | 1.2 | 13  | 1   | 9.8   | 12-11             | 21.7  | .452 | .417 | 1.000 | 4.7 | 1.2 | 13  | 1   | 9.8   |
| BERRY, Michelle   | 11-8              | 27.0  | .289 | .200 | .667  | 5.0 | 1.5 | 8   | 1   | 5.6   | 65-31             | 27.0  | .351 | .294 | .712  | 5.7 | 1.3 | 54  | 10  | 6.8   |
| BRADLEY, Paige    | 9-0               | 9.2   | .167 | .200 | 1.000 | 1.0 | 0.3 | 2   | 0   | 1.4   | 9-0               | 9.2   | .167 | .200 | 1.000 | 1.0 | 0.3 | 2   | 0   | 1.4   |
| DIGGS, Tavy       | 12-3              | 20.2  | .438 | .091 | .576  | 4.5 | 2.0 | 16  | 4   | 8.7   | 49-15             | 16.9  | .480 | .194 | .609  | 3.2 | 1.3 | 34  | 11  | 7.2   |
| GERMOND, Caroline | 8-0               | 8.7   | .267 | .400 | .500  | 1.3 | 0.5 | 4   | 0   | 1.6   | 33-13             | 19.4  | .274 | .246 | .583  | 1.8 | 2.5 | 24  | 3   | 3.2   |
| HEARD, Lauren     | 12-12             | 32.2  | .367 | .269 | .762  | 6.5 | 4.1 | 19  | 1   | 16.3  | 137-106           | 28.3  | .373 | .305 | .725  | 5.2 | 3.4 | 245 | 10  | 13.0  |
| HOLMES, Aja       | 10-3              | 19.4  | .362 | .340 | .750  | 1.0 | 0.3 | 1   | 0   | 6.5   | 35-7              | 19.3  | .353 | .329 | .833  | 0.8 | 0.4 | 9   | 1   | 5.9   |
| JACKSON, Aahliyah | 12-10             | 28.8  | .283 | .200 | .600  | 3.4 | 2.0 | 11  | 3   | 2.9   | 36-34             | 28.2  | .297 | .294 | .565  | 3.2 | 1.5 | 33  | 15  | 4.7   |
| MANUMALEUGA, Tara | 10-1              | 12.5  | .222 | .139 | .500  | 1.4 | 0.7 | 7   | 2   | 3.2   | 10-1              | 12.5  | .222 | .139 | .500  | 1.4 | 0.7 | 7   | 2   | 3.2   |
| MOKWUAH, Kayla    | 11-0              | 7.7   | .536 | .000 | .250  | 1.8 | 0.5 | 2   | 5   | 2.9   | 36-5              | 9.4   | .466 | .000 | .500  | 1.9 | 0.4 | 9   | 20  | 3.3   |
| MORRIS, Patricia  | 12-10             | 10.9  | .533 | .000 | .500  | 2.7 | 0.4 | 1   | 6   | 3.1   | 28-14             | 9.9   | .547 | .000 | .733  | 2.2 | 0.2 | 2   | 18  | 2.9   |
| MORRIS, Yummy     | 12-2              | 19.5  | .444 | .000 | .650  | 4.5 | 1.7 | 3   | 6   | 6.4   | 91-18             | 12.6  | .471 | .000 | .758  | 3.3 | 0.5 | 32  | 61  | 4.7   |

## Scoring

| Player            | Season Statistics |      |          |      |        |       |     |       | Career Statistics |      |          |      |         |       |      |       |
|-------------------|-------------------|------|----------|------|--------|-------|-----|-------|-------------------|------|----------|------|---------|-------|------|-------|
|                   | FG-FGA            | FG%  | 3FG-3FGA | 3FG% | FT-FTA | FT%   | PTS | PTS/G | FG-FGA            | FG%  | 3FG-3FGA | 3FG% | FT-FTA  | FT%   | PTS  | PTS/G |
| ADIKA, Okako      | 42-93             | .452 | 20-48    | .417 | 14-14  | 1.000 | 118 | 9.8   | 42-93             | .452 | 20-48    | .417 | 14-14   | 1.000 | 118  | 9.8   |
| BERRY, Michelle   | 24-83             | .289 | 8-40     | .200 | 6-9    | .667  | 62  | 5.6   | 163-464           | .351 | 62-211   | .294 | 52-73   | .712  | 440  | 6.8   |
| BRADLEY, Paige    | 4-24              | .167 | 3-15     | .200 | 2-2    | 1.000 | 13  | 1.4   | 4-24              | .167 | 3-15     | .200 | 2-2     | 1.000 | 13   | 1.4   |
| DIGGS, Tavy       | 42-96             | .438 | 1-11     | .091 | 19-33  | .576  | 104 | 8.7   | 153-319           | .480 | 6-31     | .194 | 42-69   | .609  | 354  | 7.2   |
| GERMOND, Caroline | 4-15              | .267 | 4-10     | .400 | 1-2    | .500  | 13  | 1.6   | 40-146            | .274 | 17-69    | .246 | 7-12    | .583  | 104  | 3.2   |
| HEARD, Lauren     | 62-169            | .367 | 7-26     | .269 | 64-84  | .762  | 195 | 16.3  | 559-1497          | .373 | 120-393  | .305 | 548-756 | .725  | 1786 | 13.0  |
| HOLMES, Aja       | 21-58             | .362 | 17-50    | .340 | 6-8    | .750  | 65  | 6.5   | 67-190            | .353 | 56-170   | .329 | 15-18   | .833  | 205  | 5.9   |
| JACKSON, Aahliyah | 13-46             | .283 | 6-30     | .200 | 3-5    | .600  | 35  | 2.9   | 55-185            | .297 | 32-109   | .294 | 26-46   | .565  | 168  | 4.7   |
| MANUMALEUGA, Tara | 12-54             | .222 | 5-36     | .139 | 3-6    | .500  | 32  | 3.2   | 12-54             | .222 | 5-36     | .139 | 3-6     | .500  | 32   | 3.2   |
| MOKWUAH, Kayla    | 15-28             | .536 | 0-0      | .000 | 2-8    | .250  | 32  | 2.9   | 55-118            | .466 | 0-0      | .000 | 10-20   | .500  | 120  | 3.3   |
| MORRIS, Patricia  | 16-30             | .533 | 0-0      | .000 | 5-10   | .500  | 37  | 3.1   | 29-53             | .547 | 0-0      | .000 | 22-30   | .733  | 80   | 2.9   |
| MORRIS, Yummy     | 32-72             | .444 | 0-0      | .000 | 13-20  | .650  | 77  | 6.4   | 169-359           | .471 | 0-0      | .000 | 91-120  | .758  | 429  | 4.7   |

## Totals

| Player            | Season Statistics |       |       |    |    |    |    |      |       | Career Statistics |       |     |    |     |     |      |  |  |
|-------------------|-------------------|-------|-------|----|----|----|----|------|-------|-------------------|-------|-----|----|-----|-----|------|--|--|
|                   | O-REB             | D-REB | TOTAL | PF | FO | A  | TO | A/TO | O-REB | D-REB             | TOTAL | PF  | FO | A   | TO  | A/TO |  |  |
| ADIKA, Okako      | 24                | 32    | 56    | 37 | 0  | 14 | 15 | 0.9  | 24    | 32                | 56    | 37  | 0  | 14  | 15  | 0.9  |  |  |
| BERRY, Michelle   | 12                | 43    | 55    | 15 | 0  | 16 | 9  | 1.8  | 88    | 285               | 373   | 100 | 1  | 86  | 92  | 0.9  |  |  |
| BRADLEY, Paige    | 2                 | 7     | 9     | 6  | 0  | 3  | 4  | 0.8  | 2     | 7                 | 9     | 6   | 0  | 3   | 4   | 0.8  |  |  |
| DIGGS, Tavy       | 11                | 43    | 54    | 24 | 1  | 24 | 24 | 1.0  | 37    | 121               | 158   | 96  | 4  | 65  | 73  | 0.9  |  |  |
| GERMOND, Caroline | 0                 | 10    | 10    | 10 | 0  | 4  | 8  | 0.5  | 10    | 51                | 61    | 74  | 0  | 82  | 47  | 1.7  |  |  |
| HEARD, Lauren     | 18                | 60    | 78    | 31 | 1  | 49 | 42 | 1.2  | 171   | 542               | 713   | 315 | 4  | 461 | 382 | 1.2  |  |  |
| HOLMES, Aja       | 3                 | 7     | 10    | 3  | 0  | 3  | 1  | 3.0  | 4     | 25                | 29    | 32  | 0  | 15  | 17  | 0.9  |  |  |
| JACKSON, Aahliyah | 3                 | 38    | 41    | 27 | 0  | 24 | 15 | 1.6  | 18    | 98                | 116   | 90  | 1  | 53  | 46  | 1.2  |  |  |
| MANUMALEUGA, Tara | 3                 | 11    | 14    | 9  | 0  | 7  | 15 | 0.5  | 3     | 11                | 14    | 9   | 0  | 7   | 15  | 0.5  |  |  |
| MOKWUAH, Kayla    | 7                 | 13    | 20    | 14 | 0  | 6  | 16 | 0.4  | 32    | 38                | 70    | 66  | 1  | 14  | 39  | 0.4  |  |  |
| MORRIS, Patricia  | 15                | 17    | 32    | 25 | 2  | 5  | 14 | 0.4  | 23    | 39                | 62    | 62  | 4  | 5   | 33  | 0.2  |  |  |
| MORRIS, Yummy     | 21                | 33    | 54    | 26 | 1  | 20 | 20 | 1.0  | 113   | 183               | 296   | 153 | 2  | 47  | 108 | 0.4  |  |  |





## TCU BASKETBALL GAME-BY-GAME STATISTICS

2021-22 TCU Women's Basketball  
Team Game-by-Game  
All gamesPage 1/1  
as of Jan 13, 2022

| Opponent              | Date       | Score      |      | Total          |             | 3-Pointers    |             | Free throws    |             | Rebounds   |            |            |             | PF         | A          | TO         | BLK       | STL       | PTS        | AVG         |
|-----------------------|------------|------------|------|----------------|-------------|---------------|-------------|----------------|-------------|------------|------------|------------|-------------|------------|------------|------------|-----------|-----------|------------|-------------|
|                       |            |            |      | FG-FGA         | PCT         | 3FG-3FGA      | PCT         | FT-FTA         | PCT         | OFF        | DEF        | TOT        | AVG         |            |            |            |           |           |            |             |
| Houston Baptist       | 11/09/2021 | 78-48      | W    | 30-80          | .375        | 4-25          | .160        | 14-19          | .737        | 21         | 37         | 58         | 58.0        | 19         | 18         | 16         | 3         | 14        | 78         | 78.0        |
| at Tulane             | 11/17/2021 | 78-88      | Lot2 | 27-83          | .325        | 8-29          | .276        | 16-24          | .667        | 15         | 35         | 50         | 54.0        | 25         | 15         | 10         | 2         | 8         | 78         | 78.0        |
| North Carolina        | 11/21/2021 | 46-79      | L    | 18-56          | .321        | 4-24          | .167        | 6-11           | .545        | 4          | 23         | 27         | 45.0        | 22         | 6          | 13         | 1         | 5         | 46         | 67.3        |
| at Saint Mary's (CA)  | 11/26/2021 | 72-68      | W    | 26-66          | .394        | 6-22          | .273        | 14-26          | .538        | 13         | 25         | 38         | 43.3        | 16         | 15         | 10         | 3         | 13        | 72         | 68.5        |
| vs California Baptist | 11/27/2021 | 77-91      | L    | 29-75          | .387        | 4-16          | .250        | 15-16          | .938        | 15         | 29         | 44         | 43.4        | 17         | 13         | 13         | 0         | 3         | 77         | 70.2        |
| Southeastern La.      | 12/01/2021 | 55-46      | W    | 19-52          | .365        | 10-30         | .333        | 7-12           | .583        | 8          | 27         | 35         | 42.0        | 11         | 16         | 15         | 4         | 5         | 55         | 67.7        |
| Florida               | 12/05/2021 | 54-63      | L    | 20-52          | .385        | 3-8           | .375        | 11-13          | .846        | 6          | 24         | 30         | 40.3        | 16         | 14         | 23         | 3         | 9         | 54         | 65.7        |
| Texas A&M             | 12/12/2021 | 87-75      | W    | 27-59          | .458        | 8-23          | .348        | 25-32          | .781        | 18         | 27         | 45         | 40.9        | 27         | 16         | 27         | 2         | 6         | 87         | 68.4        |
| SMU                   | 01/02/2022 | 53-79      | L    | 21-60          | .350        | 7-23          | .304        | 4-7            | .571        | 6          | 29         | 35         | 40.2        | 17         | 17         | 13         | 3         | 5         | 53         | 66.7        |
| at Iowa St.           | 01/08/2022 | 47-78      | L    | 20-73          | .274        | 5-27          | .185        | 2-9            | .222        | 15         | 26         | 41         | 40.3        | 25         | 12         | 14         | 3         | 4         | 47         | 64.7        |
| Kansas                | 01/10/2022 | 72-78      | L    | 27-64          | .422        | 8-26          | .308        | 10-11          | .909        | 12         | 20         | 32         | 39.5        | 14         | 19         | 15         | 2         | 5         | 72         | 65.4        |
| Oklahoma St.          | 01/12/2022 | 64-63      | W    | 23-48          | .479        | 4-13          | .308        | 14-21          | .667        | 4          | 33         | 37         | 39.3        | 18         | 14         | 18         | 3         | 10        | 64         | 65.3        |
| <b>Total</b>          |            | <b>783</b> |      | <b>287-768</b> | <b>.374</b> | <b>71-266</b> | <b>.267</b> | <b>138-201</b> | <b>.687</b> | <b>137</b> | <b>335</b> | <b>472</b> | <b>39.3</b> | <b>227</b> | <b>175</b> | <b>187</b> | <b>29</b> | <b>87</b> | <b>783</b> | <b>65.3</b> |
| Opponents             |            | 856        |      | 317-761        | .417        | 82-239        | .343        | 140-195        | .718        | 126        | 359        | 485        | 40.4        | 203        | 186        | 194        | 39        | 86        | 856        | 71.3        |

## TCU Averages

| Games Played | Points/game | FG Pct | 3FG Pct | FT Pct | Rebounds/game | Assists/game | Turnovers/game | Assist/Turnover ratio | Steals/game | Blocks/game |
|--------------|-------------|--------|---------|--------|---------------|--------------|----------------|-----------------------|-------------|-------------|
| 12           | 65.3        | 37.4   | 26.7    | 68.7   | 39.3          | 14.6         | 15.6           | 0.9                   | 7.3         | 2.4         |





TCU BASKETBALL OPPONENT GAME-BY-GAME STATISTICS



2021-22 TCU Women's Basketball  
Opponents Game-by-Game  
All games

Page 1/1  
as of Jan 13, 2022

| Opponent              | Date       | Score      |      | Total          |             | 3-Pointers    |             | Free throws    |             | Rebounds   |            |            |             | PF         | A          | TO         | BLK       | STL       | PTS        | AVG         |
|-----------------------|------------|------------|------|----------------|-------------|---------------|-------------|----------------|-------------|------------|------------|------------|-------------|------------|------------|------------|-----------|-----------|------------|-------------|
|                       |            |            |      | FG-FGA         | PCT         | 3FG-3FGA      | PCT         | FT-FTA         | PCT         | OFF        | DEF        | TOT        | AVG         |            |            |            |           |           |            |             |
| Houston Baptist       | 11/09/2021 | 78-48      | W    | 20-64          | .313        | 4-16          | .250        | 4-12           | .333        | 8          | 27         | 35         | 35.0        | 17         | 10         | 25         | 2         | 6         | 48         | 48.0        |
| at Tulane             | 11/17/2021 | 78-88      | Lot2 | 31-82          | .378        | 9-31          | .290        | 17-23          | .739        | 20         | 45         | 65         | 50.0        | 17         | 19         | 15         | 3         | 4         | 88         | 68.0        |
| North Carolina        | 11/21/2021 | 46-79      | L    | 27-68          | .397        | 7-18          | .389        | 18-23          | .783        | 20         | 35         | 55         | 51.7        | 14         | 6          | 14         | 4         | 7         | 79         | 71.7        |
| at Saint Mary's (CA)  | 11/26/2021 | 72-68      | W    | 23-56          | .411        | 9-30          | .300        | 13-16          | .813        | 9          | 30         | 39         | 48.5        | 24         | 18         | 22         | 3         | 5         | 68         | 70.8        |
| vs California Baptist | 11/27/2021 | 77-91      | L    | 34-65          | .523        | 16-34         | .471        | 7-10           | .700        | 4          | 30         | 34         | 45.6        | 19         | 22         | 13         | 5         | 6         | 91         | 74.8        |
| Southeastern La.      | 12/01/2021 | 55-46      | W    | 21-54          | .389        | 4-14          | .286        | 0-2            | .000        | 6          | 25         | 31         | 43.2        | 14         | 11         | 17         | 0         | 6         | 46         | 70.0        |
| Florida               | 12/05/2021 | 54-63      | L    | 24-62          | .387        | 2-18          | .111        | 13-14          | .929        | 13         | 25         | 38         | 42.4        | 15         | 18         | 17         | 5         | 15        | 63         | 69.0        |
| Texas A&M             | 12/12/2021 | 87-75      | W    | 26-60          | .433        | 3-13          | .231        | 20-29          | .690        | 9          | 17         | 26         | 40.4        | 26         | 14         | 17         | 2         | 9         | 75         | 69.8        |
| SMU                   | 01/02/2022 | 53-79      | L    | 31-69          | .449        | 6-13          | .462        | 11-19          | .579        | 13         | 34         | 47         | 41.1        | 10         | 22         | 6          | 2         | 8         | 79         | 70.8        |
| at Iowa St.           | 01/08/2022 | 47-78      | L    | 26-59          | .441        | 5-21          | .238        | 21-24          | .875        | 8          | 41         | 49         | 41.9        | 14         | 13         | 13         | 6         | 4         | 78         | 71.5        |
| Kansas                | 01/10/2022 | 72-78      | L    | 31-64          | .484        | 8-14          | .571        | 8-10           | .800        | 12         | 26         | 38         | 41.5        | 12         | 17         | 17         | 4         | 7         | 78         | 72.1        |
| Oklahoma St.          | 01/12/2022 | 64-63      | W    | 23-58          | .397        | 9-17          | .529        | 8-13           | .615        | 4          | 24         | 28         | 40.4        | 21         | 16         | 18         | 3         | 9         | 63         | 71.3        |
| <b>Total</b>          |            | <b>856</b> |      | <b>317-761</b> | <b>.417</b> | <b>82-239</b> | <b>.343</b> | <b>140-195</b> | <b>.718</b> | <b>126</b> | <b>359</b> | <b>485</b> | <b>40.4</b> | <b>203</b> | <b>186</b> | <b>194</b> | <b>39</b> | <b>86</b> | <b>856</b> | <b>71.3</b> |
| TCU                   |            | 783        |      | 287-768        | .374        | 71-266        | .267        | 138-201        | .687        | 137        | 335        | 472        | 39.3        | 227        | 175        | 187        | 29        | 87        | 783        | 65.3        |

Opponents Averages

| Games Played | Points/game | FG Pct | 3FG Pct | FT Pct | Rebounds/game | Assists/game | Turnovers/game | Assist/Turnover ratio | Steals/game | Blocks/game |
|--------------|-------------|--------|---------|--------|---------------|--------------|----------------|-----------------------|-------------|-------------|
| 12           | 71.3        | 41.7   | 34.3    | 71.8   | 40.4          | 15.5         | 16.2           | 1.0                   | 7.2         | 3.3         |





**0 | CAROLINE GERMOND**  
SR | 5-7 | G  
Angers, France



**1 | AAHLIYAH JACKSON**  
GR | 5-10 | G  
Ft. Smith, Ark.



**2 | TARA MANUMALEUGA**  
JR | 5-10 | G  
Queensland, Australia



**3 | MARIAH ROBERTS**  
FR | 5-8 | G  
Arlington, Texas




**4 | OKAKO "KOKO" ADIKA**  
SR | 6-0 | G/F  
Holstebro, Denmark



**5 | YUMMY MORRIS**  
SR | 6-3 | F  
North Little Rock, Ark.



**10 | PAIGE BRADLEY**  
FR | 5-10 | G  
Dallas, Texas



**13 | TAVY DIGGS**  
JR | 6-2 | G  
Richardson, Texas



**14 | EVIE GOETZ**  
FR | 6-1 | F  
Denton, Texas



**15 | AJA HOLMES**  
SO | 5-8 | G  
Cibolo, Texas



**20 | LAUREN HEARD**  
GR | 5-9 | G  
Denton, Texas



**21 | DAIJA TURNER**  
FR | 6-3 | F  
Fayetteville, N.C.



**23 | MICHELLE BERRY**  
GR | 6-2 | F  
Miami, Fla.



**24 | KAYLA MOKWUAH**  
SR | 6-4 | C  
Longmeadow, Mass.



**32 | PATRICIA MORRIS**  
SR | 6-7 | F  
Duarte, Calif.



**RAEGAN PEBLEY**  
Head Coach  
8th Season



**HANNA HOWARD**  
Associate Head Coach  
8th Season



**BRITNEY BROWN**  
Associate Coach  
6th Season



**ABI OLAJUWON**  
Assistant Coach  
4th Season



**LEAH FOSTER**  
Player Dev. Coordinator  
4th Season



**ANGELA GONZAGA**  
Director of Operations  
8th Season



**TAYLOR LARSON**  
Strength & Conditioning Coach  
4th Season



**ALISSA SCHENK**  
Athletic Trainer  
2nd Season



**ADEOLA AKOMOLAFE**  
Graduate Assistant  
1st Season



**KIANNA RAY**  
Graduate Assistant  
1st Season

