



# HORNED FROGS BASKETBALL

FORT WORTH, TEXAS

## SCHEDULE/RESULTS

### NOVEMBER

Date	Opponent	AP Rank TCU/Opp	TV	Time/ Result
Thu. 11	McNeese	-/-	Big 12 Now/ESPN+	W, 77-61
Mon. 15	Southern Miss	-/-	Big 12 Now/ESPN+	W, 83-51
Thu. 18	Nicholls	-/-	Big 12 Now/ESPN+	W, 63-50
Mon. 22	vs. Santa Clara <sup>^</sup>	-/-	CBSSN	L, 85-66
Wed. 24	vs. Pepperdine <sup>^</sup>	-/-	CBSSN	W, 73-64
Mon. 29	Austin Peay	-/-	Big 12 Now/ESPN+	W, 68-51

### DECEMBER

Thu. 2	Oral Roberts	-/-	Big 12 Now/ESPN+	W, 71-63
Wed. 8	vs. Utah <sup>%</sup>	-/-	Big 12 Now/ESPN+	W, 76-62
Sat. 11	vs. Texas A&M <sup>%</sup>	-/-	SEC Network	W, 68-64
Sat. 18	at Georgetown!	-/-	FS1	W, 80-73
Tue. 21	Grambling State	-/-	Big 12 Now/ESPN+	W, 90-55
Wed. 29	Texas Southern	-/-	Big 12 Now/ESPN+	Canceled

### JANUARY

Sat. 1	at Kansas*	-/-	Big 12 Now/ESPN+	Postponed
Mon. 3	West Virginia*	-/-	ESPNU	Postponed
Sat. 8	Baylor*	1/-	Big 12 Now/ESPN+	L, 76-64
Wed. 12	at Kansas State*	-/-	ESPNU	8 p.m.
Sat. 15	Oklahoma*	-/-	ESPNU	3 p.m.
Wed. 19	at Oklahoma State*	-/-	Big 12 Now/ESPN+	7 p.m.
Sat. 22	at Iowa State*	-/-	ESPN2/U	3 p.m.
Tue. 25	Texas*	-/-	ESPNU	8 p.m.
Sat. 29	LSU <sup>#</sup>	-/-	ESPN2	11 a.m.
Mon. 31	at Oklahoma*	-/-	ESPN2/U	8 p.m.

### FEBRUARY

Sat. 5	Kansas State*	-/-	ESPN2/U	7 p.m.
Tue. 8	Oklahoma State*	-/-	ESPNU	6 p.m.
Sat. 12	at Texas Tech*	-/-	Big 12 Now/ESPN+	3 p.m.
Tue. 15	Iowa State*	-/-	ESPNU	8 p.m.
Sat. 19	at Baylor*	-/-	ESPN2/U	1 p.m.
Wed. 23	at Texas*	-/-	ESPN2/U	6 p.m.
Sat. 26	Texas Tech*	-/-	ESPN2/U	5 p.m.

### MARCH

Tue. 1	Kansas*	-/-	Big 12 Now/ESPN+	7 p.m.
Sat. 5	at West Virginia*	-/-	Big 12 Now/ESPN+	1 p.m.

W-S. 9-12 Phillips 66 Big 12 Championship

### ALL TIMES CENTRAL

\* - Big 12 Conference game

<sup>^</sup> - SoCal Challenge (San Juan Capistrano, Calif.)

<sup>%</sup> - Simmons Bank Showdown (Dickies Arena in Fort Worth)

<sup>6</sup> - The Battleground 2k21 (Toyota Center in Houston)

<sup>#</sup> - Big 12/SEC Challenge

<sup>1</sup> - Big EAST/Big 12 Battle

## FOLLOW TCU BASKETBALL

f /TCUBasketball

@TCUBasketball

TCUMBB

### Website

www.GoFrogs.com

## TCU ATHLETIC COMMUNICATIONS

MBB Contact: Steven Schoon // E: s.schoon@tcu.edu  
O: 817-257-5299 // C: 620-218-1693

Address: Athletic Communications Office  
TCU Box 297600 // Fort Worth, Texas, 76129

JAN. 12 | BRAMLAGE COLISEUM (12,528) | MANHATTAN, KAN. | 8 PM



## TCU Horned Frogs (10-2, 0-1 Big 12)

HC: Jamie Dixon (TCU '87) ■ At TCU: 106-73 (6th) ■ Career: 434-196 (19th)



## at KANSAS STATE Wildcats (8-6, 0-3 Big 12)

HC: Bruce Weber (Wisc.-Milwaukee '78) ■ At School: 178-135 (10th) ■ Career: 491-291 (24th)

## PROBABLE STARTERS

Po.	No.	Name	Hgt.	Wt.	Yr.	Ppg	Rpg	Apq	Hometown
G	1	Mike Miles Jr.	6-2	195	So.	17.7	3.5	4.6	Highland Hills, Texas
G	10	Damion Baugh	6-4	195	Jr.	8.9	4.1	4.1	Nashville, Tenn.
F	5	Chuck O'Bannon Jr.	6-6	215	Sr.	10.1	4.0	1.5	Las Vegas, Nev.
F	2	Emanuel Miller	6-7	215	Jr.	10.7	6.8	0.8*	Scarborough, Ontario
C	4	Eddie Lampkin Jr.	6-11	268	Fr.	5.3	5.8	0.4	Houston, Texas

\* Blocks per game

## NOTES

- TCU will look for its third-straight win at Kansas State when the Horned Frogs face the Wildcats on Wednesday at 8 p.m. on ESPNU.
- It's TCU's second road game of the season after beating Georgetown 80-73 on Dec. 18.
- With a win on Wednesday, TCU would start 2-0 on the road for the second-straight season and the 13th time in program history. TCU has only started 2-0 on the road three times in the last 70 years.
- Preseason All-Big 12 guard Mike Miles Jr. has scored in double figures in all 11 games he's played this season. He has tied or led TCU in scoring nine times this season. In his first game in 21 days, Miles scored 26 points against No. 1 Baylor on Saturday.
- Miles is the only player that ranks in the top five in the Big 12 in scoring (third, 17.7) and assists (fourth, 4.6). He is one of seven nationally and one of two in the Power 5 that is averaging at least 17.5 points, 3.5 rebounds and 4.5 assists.
- Chuck O'Bannon has scored in double-figures in four-straight games. He's averaging 10.1 points and is shooting a team-best 40.9 percent from three. He has made 12 of his last 24 attempts from three.
- Emanuel Miller leads eight TCU newcomers with 10.7 points and 6.8 rebounds per game, which ranks fifth in the Big 12. Miller has four double-doubles this season and his 3.0 offensive rebounds per game ranks second in the Big 12.
- Dameon Baugh is coming off his second-straight double-digit game and has averaged 10.3 points, 5.3 rebounds and 5.0 assists over the last four games.
- Baugh ranks fifth in the Big 12 with 4.1 assists per game. His 11 assists vs. Grambling were the most by a TCU player in three seasons.
- Eddie Lampkin Jr. has two double-doubles this season. He has averaged 8.0 rebounds in his last four games.
- Lampkin's 3.3 offensive rebounds per game leads the Big 12 and ranks 25th nationally.
- TCU leads the Big 12 and ranks in the top 10 nationally in offensive rebounds per game (first, 15.6), offensive rebound percentage (second, 41.1%), rebounding margin (fourth, 11.9) and rebounds per game (sixth, 42.8).
- When outrebounding its opponent, TCU is 9-1 this season and 90-27 under Jamie Dixon.
- TCU has shot 70 percent or better from the free throw line in each of the last five games. In the first seven games this season, TCU shot 70 percent or better three times.

## LAST TIME OUT

- Mike Miles poured in a game-high 26 points for TCU, which saw a nine-point second half lead change into a 76-64 loss to No. 1 Baylor Saturday. It was TCU's first game in 18 days due to COVID-19.

## ABOUT THE OPPONENT

- Kansas State has lost its last three games, the latest coming at West Virginia (71-68) on Saturday.
- The Wildcats are led by guard Nigel Pak's 16.0 points per game, which ranks sixth in the Big 12.
- Mark Smith is the Big 12's leader in rebounds at 8.4 per game.

## SERIES HISTORY

- Kansas State leads 19-9 and has won the last two meetings. The Horned Frogs' last game of the 2020-21 season was a 71-50 defeat to the Wildcats at the Phillips 66 Big 12 Championship.
- Under Dixon, TCU is 3-2 against KSU in Manhattan and has won the last two. The Frogs won 67-60 in Manhattan on Jan. 2 last season.

## UP NEXT

- TCU hosts Oklahoma on Saturday at 3 p.m. on ESPNU.

## GAME INFORMATION

Broadcast: ESPNU

Play-By-Play: Mark Neely

Analyst: Chris Spatola

Online: WatchESPN.com // ESPN App

Radio: KLIF 570 AM | XM/Online: 384/974

Play-By-Play: Brian Estridge

Analyst: John Denton

Online: HFTV // TuneIn

Series: KSU leads 19-9

In Fort Worth: KSU leads 7-3

In Manhattan: KSU leads 8-4

Neutral: KSU leads 4-2

First Meeting:

KSU won 75-17 (12/11/47) in Manhattan

Last Meeting:

KSU won 71-50 (3/10/21) in Kansas City

Winning Streak: KSU, W2

Dixon vs. KSU: 6-7

## STATISTICAL COMPARISON



73.3 ppg	Scoring Off.	69.6 ppg
62.9 ppg	Scoring Def.	61.9 ppg
+10.3	Scoring Mar.	+7.7
43.2%	FG %	43.0%
41.2%	FG% Def.	39.2%
70.0%	FT %	75.2%
42.8	RPG	36.9
+11.9	Reb Mar.	+2.2
6.4	3FG Per Game	8.0
31.6%	3FG%	34.4%
33.8%	3FG % Def.	26.5%
14.8	Assists	13.9
4.5	Blocks	2.0
6.7	Steals	7.5
13.4	Turnovers	11.6

## RANKINGS

TCU	K-STATE
AP: NR	AP: NR
Coaches: NR	Coaches: NR
NET: 58	NET: 87
KenPom: 59	KenPom: 69
NET SOS: 229	NET SOS: 54

## NUMERICAL ROSTER

No.	Name	Pos.	Ht.	Wt.	Yr.-Exp.	Hometown (High School) / Previous School
0	Micah Peavy	G	6-7	215	So.	Cibolo, Texas (Duncanville HS) / Texas Tech
1	Mike Miles Jr.	G	6-2	195	So.	Highland Hills, Texas (Lancaster HS)
2	Emanuel Miller	F	6-7	215	Jr.	Scarborough, Ontario (Prolific Prep - Calif.) / Texas AGM
3	Francisco Farabello	G	6-3	178	Jr.	Cañada de Gómez, Argentina (NBA Global Academy (Aus.))
4	Eddie Lampkin Jr.	C	6-11	268	Fr.	Houston, Texas (Morton Ranch HS)
5	Chuck O'Bannon Jr.	F	6-6	210	R-Sr.	Las Vegas, Nev. (Bishop Gorman - Calif.) / USC
10	Damion Baugh	G	6-4	190	Jr.	Nashville, Tenn. (Tennessee Prep Academy) / Memphis
11	Darius Ford*	G	5-10	142	Fr.	Fort Worth, Texas / Paul Laurence Dunbar YMLA
12	Xavier Cork	F	6-9	228	So.	Sulphur Springs, Texas (Sulphur Springs HS) / Western Carolina
13	Shahada Wells	G	6-0	180	Jr.	Amarillo, Texas (Tascosa) / Tyler JC / UT Arlington
21	JaKobe Coles	F	6-7	225	Fr.	Denton, Texas (Guyer HS) / Butler
25	Souleymane Doumbia	C	6-11	235	So.	Abidjan, Ivory Coast / Navarro College
30	Harrison Young*	G	5-11	170	Sr.	Auckland, New Zealand (Impact Basketball Academy - Fla.)
33	Maxwell Evans	G	6-2	200	Sr.	Houston, Texas (Bellaire) / Vanderbilt
35	Cole Despie*	G	6-3	180	Fr.	San Jose, Calif. / Bellarmine College Prep

\* denotes walk-on

## COACHES & STAFF

Staff Position	Name	Graduated From	Year at TCU
Head Coach:	Jamie Dixon	TCU, '87	Sixth season at TCU
Associate Head Coach:	Tony Benford	Texas Tech, '86	Third season at TCU
Assistant Coach:	Duane Broussard	Bradley, '93	Third season at TCU
Assistant Coach:	Jamie McNeilly	New Orleans, '07	First season at TCU
Assistant AD, Men's Basketball Operations:	Thomas Montigel	TCU, '14	Sixth season at TCU
Director of Player Development:	Corey Santee	TCU, '06	Fifth season at TCU
Associate Director of Sports Medicine:	Matt Herrill	Kansas, '03	Sixth season at TCU
Associate Head Strength & Conditioning Coach:	Andrew Mitchell	Iowa State, '11	Second season at TCU

## PRONUNCIATION GUIDE

Players	Pronunciation
Francisco Farabello	fran-sis-co fara-belo
Damion Baugh	bawh
Xavier Cork	ex-ave-er
Shahada Wells	sha-ha-day
JaKobe Coles	jah-kobe
Souleymane Doumbia	su-la-men doom-bia

## FROGS BY MAJOR

<b>Accounting</b> Harrison Young (double major)	<b>General Studies with Communication Studies Emphasis</b> Shahada Wells
<b>Business</b> Cole Despie Souleymane Doumbia	<b>General Studies with Criminal Justice Emphasis</b> Chuck O'Bannon
<b>Communication Studies</b> Damion Baugh JaKobe Coles Xavier Cork	<b>Master of Liberal Arts</b> Maxwell Evans
<b>Comparative Race and Ethnic Studies</b> Darius Ford	<b>Pre Major</b> Eddie Lampkin Mike Miles
<b>Fashion Merchandising</b> Micah Peavy	<b>Sociology</b> Emanuel Miller
<b>Finance</b> Harrison Young (double major)	<b>Youth Advocacy and Educational Studies</b> Francisco Farabello



**MICAH PEAVY**  
So. | G | 6-7 | 215  
Cibolo, Texas



**MIKE MILES JR.**  
So. | G | 6-2 | 195  
Highland Hills, Texas



**EMANUEL MILLER**  
Fr. | F | 6-7 | 215  
Scarborough, Ontario



**FRANCISCO FARABELLO**  
Jr. | G | 6-3 | 178  
Cañada de Gómez, Argentina



**EDDIE LAMPKIN JR.**  
Fr. | C | 6-11 | 268  
Houston, Texas



**CHUCK O'BANNON JR.**  
R-Sr. | F | 6-6 | 210  
Las Vegas, Nev.



**DAMION BAUGH**  
Jr. | G | 6-4 | 190  
Nashville, Tenn.



**DARIUS FORD**  
Fr. | G | 5-10 | 142  
Fort Worth, Texas




**XAVIER CORK**  
So. | F | 6-9 | 228  
Sulphur Springs, Texas



**SHAHADA WELLS**  
Jr. | G | 6-0 | 180  
Amarillo, Texas




**JAKOBE COLES**  
Fr. | F | 6-7 | 225  
Denton, Texas




**SOULEYMANE DOUMBIA**  
So. | C | 6-11 | 235  
Abidjan, Ivory Coast



**HARRISON YOUNG**  
Sr. | G | 5-11 | 170  
Auckland, New Zealand



**MAXWELL EVANS**  
Sr. | G | 6-2 | 200  
Houston, Texas



**COLE DESPIE**  
Fr. | G | 6-3 | 180  
San Jose, Calif.



**JAMIE DIXON**  
Head Coach



**TONY BENFORD**  
Associate Head Coach



**DUANE BROUSSARD**  
Assistant Coach




**JAMIE MCNEILLY**  
Assistant Coach



**THOMAS MONTIGEL**  
Assistant AD, Men's Basketball Operations




**COREY SANTEE**  
Director of Player Development



**ANDREW MITCHELL**  
Associate Head Strength and Conditioning Coach




**MATT HERRILL**  
Associate Director of Sports Medicine



**MICHAEL RICE**  
Graduate Assistant



**COLIN VOSS**  
Graduate Assistant



**BILLIE WEBSTER**  
Graduate Assistant

## NOTES

### SWEET START

➤ TCU had 10 wins through its first 11 games for the fourth time in six seasons under Jamie Dixon and the first since starting 12-1 in the 2018-19 season. In 18 seasons prior to Dixon, TCU had 10 wins in its first 11 games just once. Dixon has had 10 wins through 11 games 11 times in his 19 seasons as a head coach.

### TCU VS. RANKED OPPONENTS

➤ TCU is 24-177 all-time against ranked opponents and 8-36 under Jamie Dixon.  
➤ TCU is 17-55 against ranked opponents at home.  
➤ In the 2020-21 season, TCU defeated three ranked teams in a season for the first time in program history. It was the third-straight season that TCU has defeated multiple ranked teams, the first time in program history that has happened.

### TCU's wins over Top 25 teams under Dixon

Feb. 29, 2020	No. 2 Baylor	75-72
Feb. 22, 2020	No. 17 West Virginia	67-60 (OT)
Jan. 21, 2020	No. 18 Texas Tech	65-54
Feb. 23, 2019	No. 19 Iowa State	75-72
Feb. 9, 2019	at No. 17 Iowa State	92-83
Jan. 22, 2018	No. 7 West Virginia	82-73
Dec. 8, 2017	vs. No. 22 Nevada	84-80
March 9, 2017	vs. No. 1 Kansas	85-82

### MILES NAMED BIG 12 PLAYER OF THE WEEK

➤ After earning Big 12 Newcomer of the Week twice last season, Mike Miles was named Big 12 Player of the Week for the first time on Dec. 20. Miles had 20 points, six rebounds, five assists and three steals in TCU's 80-73 win at Georgetown on Dec. 18.

### TURNOVERS TRENDING

➤ The Horned Frogs have had three games with fewer than 10 turnovers, already the most since recording four games of less than 10 in the 2018-19 season.

### STREAKING

➤ TCU's seven-straight wins is its longest streak since winning eight-straight during the 2018-19 season.  
➤ TCU won 12-straight during the 2017-18 season, part of a 17-game streak that started at the end of the 2016-17 season.

### MILES REACHES RARE STAT LINE

➤ Mike Miles finished with 28 points, eight rebounds and four assists in TCU's 76-62 win over Utah on Dec. 8. Miles was the first TCU player to have at least 28 points, eight rebounds and four assists in a game since Ryan Carroll had those exact numbers on Dec. 6, 2000 against VCU.  
➤ Only six TCU players have recorded a stat line with at least 28/8/4 since the 1996-97 season. The other four are Mike Jones (2x), Estell Laster, Lee Nailon (2x) and James Penny.

### OUTREBOUNDING LEADS TO WINS

➤ The breakdown of win/loss records when TCU and/or Jamie Dixon-led teams outrebound their opponent. The only team to outrebound TCU this season is Nicholls (36-35).

TCU this season	9-1
TCU under Dixon	90-27
TCU since the 2015-16 season	99-27
Jamie Dixon coached teams (Pitt/TCU)	354-74

➤ TCU outrebounded Grambling State, 52-21 (+31), on Dec. 21. It was the largest rebounding margin for TCU since outrebounding Grambling State by 32 on Dec. 22, 2002.  
➤ Of the 15 top rebounding margins by TCU since the 1996-97 season, this season's team has had three of them.  
➤ TCU brought down 57 rebounds against McNeese on Nov. 11, the most since grabbing 59 against Rice on Nov. 13, 2007.  
➤ TCU had 22 offensive rebounds against Austin Peay on Nov. 29, the most since the Frogs had 25 against Texas Southern on Dec. 18, 2017.

### BEST TCU REBOUNDING MARGINS SINCE 1996-97

Date	Team vs Opp	Margin (Own-Opp)
12/30/02	vs Grambling State	32 (63-31)

12/21/21	vs. Grambling State	31 (52-21)
12/12/98	vs Central Oklahoma	28 (61-33)
11/15/21	vs. Southern Miss	26 (53-27)
12/06/97	vs Morgan State	26 (56-30)
11/14/14	vs Prairie View A&M	25 (50-25)
11/13/07	vs Rice	25 (59-34)
11/24/14	vs Mississippi Valley State	24 (52-28)
12/07/02	at Baylor	24 (53-29)
11/25/97	at Texas Tech	24 (49-25)
03/06/97	vs Fresno State	24 (49-25)
11/11/21	vs McNeese State	23 (57-34)
12/18/16	vs Texas Southern	23 (50-27)
01/24/01	vs Grambling State	23 (62-39)
12/30/99	vs Grambling State	23 (53-30)

### 100 WINS AT TCU

➤ Jamie Dixon recorded his 100th win as a TCU head coach in the game against Pepperdine on Nov. 24. He is the fifth person to have 100 wins at TCU and the third fastest to the century mark. Billy Tubbs (1994-2002) reached 100 in 152 games and Buster Brannon (1948-1967) got there in 171 games.

### FALL COMES, FROGS RISE

➤ Since the 2014-15 season, the Frogs have gone 42-5 in the month of November and 76-14 in November and December combined. Under Jamie Dixon (since 2016-17), TCU has gone 60-10 in November and December combined.

### TCU IN NBA ARENAS

➤ Under Dixon, TCU is 6-1 in games played in an arena where an NBA team calls home.  
➤ TCU is 2-0 in STAPLES Cetner, 1-0 in Capital One Center 1-0 in Toyota Center and 2-1 in Madison Square Garden.

### WHOLE NEW SQUAD

➤ TCU lost nine from last season's team and welcomes eight newcomers. All eight newcomers are transfers, seven are from NCAA Division I schools.  
➤ TCU returns just 29.2 percent of its minutes from last season. That's the second fewest in the Big 12 and the 10th fewest nationally.  
➤ The career point total of TCU's eight newcomers is 2,480. The point total of the seven that transferred out of TCU after last season was 1,955.  
➤ The new team includes a new Eddie Lampkin Jr. He started his first collegiate season at 335 pounds. After a year of working to get to an acceptable playing weight, Lampkin now hovers around 270 pounds. It's the lightest he's been since his sophomore year of high school.

### MILES NAMED PRESEASON ALL-CONFERENCE

➤ Sophomore guard Mike Miles was an honorable mention selection to the Preseason All-Big 12 Team. Selected by the conference head coaches, Miles was recognized after an impressive freshman year in which he averaged 13.6 points, 3.5 rebounds and 3.1 assists. The Highland Hills, Texas native was named to the Big 12 All-Freshman Team and was All-Big 12 Honorable Mention after his debut season.

### LONE STAR PRESENCE

➤ TCU has eight players from the state of Texas on its roster, the most from the Lone Star State in five seasons. Of those eight, four are from the DFW Metroplex or surrounding area.

JaKobe Coles	Denton
Xavier Cork	Sulphur Springs
Maxwell Evans	Houston
Darius Ford	Fort Worth
Eddie Lampkin Jr.	Houston
Mike Miles	Highland Hills
Micah Peavy	Cibola
Shahada Wells	Amarillo

### TOP TALENT AT TCU

➤ Damion Baugh (93), Chuck O'Bannon (28) and Micah Peavy (32) were ranked in the top 100 nationally out of high

## QUICK FACTS

School	TCU
Location	Fort Worth, Texas (938,055)
Elevation	612 feet
Founded	1873
Enrollment	11,938
Colors	Purple and White
Nickname	Horned Frogs, Frogs
Home Facility	Ed and Rae Schollmaier Arena (6,800)
Conference	Big 12 Conference
Affiliation	NCAA Division I
Chancellor	Dr. Victor J. Boschini Jr.
Director of Intercollegiate Athletics	Jeremiah Donati
Faculty Rep.	Rhonda Hatcher
Ticket Office Phone	(817) 257-FROG (3764)

## HISTORY

First Season	1908-09
Record All-Time	1,266-1,439 (.466)
NCAA Tournament Appearances / Last	8 / 2018
Record in NCAA Championship	5-8 (.384)
NIT Appearances / Last	8 / 2019
Record in NIT	17-7 (.708)

## 2020-21 SEASON RECAP

Record (H / A / N)	12-14 (6-7 / 3-6 / 3-1)
Conference Record / Finish	5-11 / 8th Big 12
Postseason	N/A
Final AP/USA Today Ranking	NR/NR

## COACHING STAFF

Head Coach	Jamie Dixon
Alma Mater	TCU, '87
Record at TCU	106-73 / Sixth Season
Career Record	434-196 / 19th Season
Associate Head Coach	
	Tony Benford, Texas Tech, '86 / Third Season
Assistant Coach	
	Duane Broussard, Bradley, '93 / Third Season
	Jamie McNeilly, New Orleans, '07 / Third Season
Director of Player Development	
	Corey Santee, TCU, '05 / Fourth Season
Assistant Athletics Director, Men's Basketball Operations	
	Thomas Montigel, TCU, '14 / Sixth Season

## 2021-22 TEAM INFO

Lettermen Returning/Lost (scholarship only)	4/9
Starters Returning/Lost	2/3
Newcomers	10
Sr. / Jr. / So. / Fr.	4/5/4/2

## ATHLETICS COMMUNICATIONS

Men's Basketball Contact	Steven Schoon
Office Phone Number	(817) 257-5299
Cell Phone Number	(620) 218-1693
Office Fax Number	(817) 257-7964
Email Address	s.schoon@tcu.edu
Mailing Address	TCU Box 297600
	Fort Worth, TX 76129
Official Athletics Web Site	www.GoFrogs.com



school. O'Bannon's national ranking of 28 in 2017 makes him the highest ranked person to play for Jamie Dixon at TCU.

➤ Peavy, along with JaKobe Coles, Eddie Lampkin, Mike Miles and Micah Peavy were all ranked in the top 10 of the Texas Top 100 Class of 2020.

#### STATE PLAYER OF THE YEAR

➤ TCU has two Texas state player of the years on its team and both from the same season. Mike Miles was the 2020 TABC 5A Player of the Year and Micah Peavy was the 2020 TABC 6A Player of the Year.

#### TEXAS TITANS CONNECTION

➤ The addition of JaKobe Coles reunites the 6-7 forward with Mike Miles. The two had played together on the AAU team Texas Titans, along with Oklahoma State's Rondel Walker and the No. 1 pick in the 2021 NBA Draft, Cade Cunningham. Miles started playing with the Texas Titans since he was nine years old and did so for eight years.

#### DIXON AND MILES WIN GOLD

➤ Mike Miles competed on Team USA's U19 team this past summer. Under head coach Jamie Dixon, Miles led USA to a gold medal at the 2021 FIBA U19 World Cup in Riga, Latvia.

➤ Miles averaged 9.1 points, 3.3 rebounds and 3.9 assists and started in six of the seven games played. In the 83-81 win over France in the championship game, Miles had 11 points, seven rebounds, six assists with no turnovers and four steals in 30 minutes of action.

➤ For Dixon, it was his second gold medal coaching the USA U19 team. Dixon also led USA to gold in 2009, which started a string of five championships in the last seven tournaments for the USA U19 team.

➤ The 2021 team set tournament records for the most total points (665), assists (177) and blocked shots (53) and recorded the third-most rebounds (351). In a 132-60 route of Korea, USA dished out a program record 39 assists on 57 made field goals. USA's 132 points were also a program record. Averaging 95.0 points a game, USA's average winning margin in the seven wins was 29.7 points a game.

#### FROM TCU TO THE NBA

➤ TCU's newest NBA player is RJ Nembhard, who signed with the Cleveland Cavaliers following their final preseason game. Nembhard was at TCU for four seasons and was an All-Big 12 Conference performer last season.

➤ Nembhard joins Desmond Bane (Memphis) and Kenrich Williams (Oklahoma City) as former TCU players in the NBA. It is the first time ever that three Horned Frogs are on NBA teams at the same time.

#### WINNING AT HOME UNDER DIXON

➤ Under Dixon in Schollmaier Arena, TCU is 71-25 overall and 25-22 in Big 12 games.

➤ Under Dixon, TCU is 69-11 against nonconference teams.

➤ The Frogs are 48-4 against nonconference opponents at Schollmaier Arena under Dixon. The four losses were to Providence on Dec. 9, 2020, Xavier on Dec. 22, 2019, Lipscomb on Nov. 20, 2019 and Auburn on Jan. 28, 2017.

➤ TCU won 15 home games in the first three seasons of the Jamie Dixon era. All were one shy of the school record of 16, set during the 1997-98 season.

➤ TCU won 58 home games in the first four years under Jamie Dixon. The most wins at home over a four-year period.

➤ TCU won 45 home games in the first three years under Dixon, the most in school history over a three-year period.

➤ The Frogs had won eight straight Big 12 home games until a loss to No. 14 Kansas on Feb. 11, 2019, which was the most for TCU in a conference since the 1996-97, 1997-98 and 1998-99 seasons when the Frogs won nine straight in the Western Athletic Conference.

#### ASSISTS

➤ In the five years that Jamie Dixon has been head coach at TCU, the Frogs have led the Big 12 in assists and assists per game.

	Total	Average
TCU	2,683	16.1
Baylor	2,454	15.1
Kansas	2,558	14.9
West Virginia	2,446	14.4
Iowa State	2,224	14.2
Texas Tech	2,351	14.1
Kansas State	2,270	13.6
Oklahoma State	2,186	13.4
Oklahoma	1,962	12.7
Texas	1,974	12.2

➤ TCU ranks third in the Big 12 in 3-pointers per game over the last five years.

	Total	Average
Kansas	1,395	8.1
Iowa State	1,274	8.1
TCU	1,284	7.7
Oklahoma State	1,249	7.7
Baylor	1,250	7.7
Texas	1,231	7.6
Oklahoma	1,154	7.4
West Virginia	1,237	7.3
Texas Tech	1,150	6.9
Kansas State	1,146	6.9

➤ TCU ranks first in the Big 12 and fourth nationally in assists per made field goal over the last five years. Below shows the assists per made field goal from 2016-17 until 2020-21.

	Asts.	FGM	A/FGM
Michigan State	2969	4509	0.658
Iowa	2878	4589	0.627
Oakland	2602	4235	0.614
TCU	2683	4416	0.608

#### TOP SEASON NUMBERS UNDER JAMIE DIXON

➤ TCU has thrived since Jamie Dixon's arrival in 2016. The Frogs have put up some of the best offensive numbers in school history. Included in that are school records for field goal percentage at .496 during the 2017-18 season and assists at 686 in 2016-17.

➤ Three of the top seven point totals in a season have come under Dixon.

3. 2,914 (16-17)  
6. 2,730 (18-19)  
T-7. 2,708 (17-18)

➤ Three of the top five assist totals in a season have come under Dixon.

1. 686 (16-17)  
4. 615 (17-18)  
5. 598 (18-19)

➤ Four of the top five 3-point totals in a season have come under Dixon.

2. 281 (18-19)  
3. 280 (16-17)  
4. 274 (19-20)  
274 (17-18)

➤ TCU has ranked in the top 20 nationally in assists per game three times.

2. 18.6 (17-18)  
13. 16.9 (16-17)

## MEDIA INFORMATION

#### GOFROGS.COM

All TCU basketball information is available online at the official website of TCU Athletics, GoFrogs.com. All statistical information, along with an archive of the entire season's game stories, game notes and press releases, can be found there.

#### INTERVIEW REQUESTS

Interviews with TCU basketball student-athletes and coaches must be scheduled directly through the TCU Athletics Communications Office by contacting Steven Schoon. Requests must be made at least 24 hours in advance. While telephone interviews with local media members are permissible, in-person interviews with student-athletes and coaches are recommended and encouraged. All practices are generally closed unless otherwise specified. TV crews and photographers are only permitted to shoot practice after receiving permission from the communications office.

#### MEDIA WILL CALL

All media passes available for pickup on game day will be left at media will call, located in the main tunnel of Ed and Rae Schollmaier Arena.

#### MEDIA CREDENTIAL REQUESTS

All credential requests for home TCU basketball games will only be accepted through an online system. Please visit the site, located on the men's basketball page of GoFrogs.com for complete instructions on submitting the application form. Requests should be received no later than noon, two days prior to the game.

#### GAME DAY SERVICES

The TCU Athletics Communications Office will provide rosters of both teams, game notes and statistics to accredited media members for each home contest inside the media room on the lower level of Schollmaier Arena. Complete statistics and game books will be available following each game. Media wishing to file stories after the game may do so in the press conference/media room, while food and drinks will be available for working media members prior to each home game in the same location.

#### RADIO BROADCASTS

Four (4) courtesy telephone lines, as well as two (2) ISDN SPIDS, are available courtesy on press row for the visiting team's official radio station. The visitor's radio location is at the end of press row. The TCU/IMG Sports Network is located on the opposite end of press row. TCU Director of Broadcasting Brian Estridge serves as the local contact when placing phone line orders. He can be contacted at (817) 257-5462 or via email at b.estrIDGE@tcu.edu. Also, for ease of operation, all outgoing calls should be placed with either a calling card or by collect.

#### PHOTOGRAPHERS

As prescribed in NCAA and Big 12 Conference guidelines, working photographers will be limited to the court baseline areas for game-time shooting. No photographers will be allowed to shoot courtside from in front of either the officials or press row tables. Additionally, tripods will not be allowed at courtside or along the end lines. No upper-level shooting platforms are available inside Schollmaier Arena. Photographers who wish to cover TCU home games must apply for credentials.

#### TCU ON THE RADIO

TCU men's basketball games are broadcast live on the radio in the DFW Metroplex on 570 KLIF AM or 88.7 KTCU FM and the TuneIn App (all games). Brian Estridge will serve as the primary play-by-play announcer, while he will be joined by John Denton. Broadcasts will also be available online on GoFrogs.com.

The Jamie Dixon Radio Show will take place 6-7 at Railhead Smokehouse and air 7-8 p.m. on Dec. 9, Jan. 13, Feb. 10, Feb. 24 and March 3.

#### POSTGAME INTERVIEWS

TCU head coach Jamie Dixon and requested student-athletes will be available for interviews in the media area, located on the lower level of Schollmaier Arena, following a brief cooling off period. If requested, opposing coaches and student-athletes can be available to the media in the media area prior to TCU's arrival. To request specific players to attend the postgame press conference, contact Steven Schoon during the second half of the game in person or in a text to (620) 218-1693. The TCU locker room is closed to the media both at home and on the road.

#### INTERNET ACCESS

High speed internet access at home TCU basketball games is available through a wireless signal. The wireless connection is available courtside. To use the wireless connection, join the network "Schollmaier Press Box" and then launch your web browser. The password is "frogfi2021". Should you encounter technical difficulties, contact a member of TCU communications.

#### STATBROADCAST

Media may access live stats on their electronic device by visiting [tcu.statbroadcast.com](http://tcu.statbroadcast.com) and entering the username GOFROGS2021.

# ES

This season, TCU men's basketball will honor the legacy of the late Mr. Edgar H. Schollmaier who passed away this summer by wearing a patch with the letters "ES". Ed was a visionary for the campus that we have here today, and an integral part of our Frog family. His contributions brought us to unimaginable new heights. His devotion to the community and the eternal progress of TCU will be remembered by all who set foot into Ed and Rae Schollmaier Arena. Like so many, he made TCU and the city of Fort Worth his home, and we will forever be grateful.

FROGS SIGN PJ HAGGERTY

- TCU signed 6-3 guard PJ Haggerty from Crosby, Texas in the November signing period. Haggerty is a three-star recruit by 247Sports and a top 150 player nationally. He is ranked as the eighth-best player in the state by Texas Basketball Review.
- Haggerty averaged 33.5 points, 7.1 rebounds, 3.0 assists and 3.2 steals per game for Crosby High School last season and earned district MVP honors. He reached 40 points seven times including a season-best 43 points. Competing in Class 5A, Crosby went 16-7 and advanced to the third round of the playoffs.

LAST FIVE GAMES ONLY

Team Box Score

No.	Player				Total		3-Point		F-Throw		Rebounds													
		GP-GS	MIN	AVG	FG-FGA	FG%	3FG-3FGA	3FG%	FT-FTA	FT%	OFF	DEF	TOT	AVG	PF	DQ	A	TO	BLK	STL	PTS	AVG		
1	MILES, Mike	4-4	133:19	33.3	28-60	.467	11-25	.440	19-25	.760	1	17	18	4.5	8	0	18	12	0	7	86	21.5		
5	O'BANNON, Charles	5-3	128:11	25.6	24-48	.500	10-23	.435	10-13	.769	7	20	27	5.4	7	0	9	8	4	4	68	13.6		
2	MILLER, Emanuel	5-5	143:58	28.8	22-45	.489	2-9	.222	7-9	.778	13	16	29	5.8	11	0	8	6	4	4	53	10.6		
10	BAUGH, Damion	5-5	157:57	31.6	16-41	.390	3-9	.333	12-14	.857	2	24	26	5.2	10	0	25	15	0	5	47	9.4		
0	PEAVY, Micah	5-2	92:22	18.5	9-26	.346	2-7	.286	6-9	.667	8	8	16	3.2	10	1	4	8	4	3	26	5.2		
21	COLES, JaKobe	5-0	68:24	13.7	9-26	.346	3-11	.273	3-4	.750	2	12	14	2.8	5	0	7	2	3	5	24	4.8		
4	LAMPKIN, Eddie	5-5	86:01	17.2	10-19	.526	0-0	.000	3-8	.375	19	15	34	6.8	13	1	2	5	2	2	23	4.6		
3	FARABELLO, Francisco	5-1	90:45	18.2	6-20	.300	5-16	.313	4-4	1.000	1	8	9	1.8	5	0	7	1	0	3	21	4.2		
25	DOUMBIA, Souleymane	5-0	47:20	9.5	6-9	.667	1-2	.500	3-4	.750	4	6	10	2.0	2	0	0	2	5	0	16	3.2		
12	CORK, Xavier	4-0	43:47	10.9	6-10	.600	0-0	.000	0-0	.000	6	3	9	2.3	5	0	2	4	4	0	12	3.0		
11	FORD, Darius	1-0	01:46	1.8	1-1	1.000	0-0	.000	0-0	.000	1	0	1	1.0	0	0	0	0	0	0	2	2.0		
13	WELLS, Shahada	1-0	02:38	2.6	0-0	.000	0-0	.000	0-0	.000	0	1	1	1.0	0	0	0	0	0	0	0	0.0		
35	DESPIE, Cole	1-0	01:46	1.8	0-1	.000	0-0	.000	0-0	.000	0	1	1	1.0	0	0	0	0	0	0	0	0.0		
30	YOUNG, Harrison	1-0	01:46	1.8	0-3	.000	0-1	.000	0-0	.000	0	0	0	0.0	0	0	0	0	0	0	0	0.0		
Team											8	9	17				4							
Total		5	1000		137-309	.443	37-103	.359	67-90	.744	72	140	212	42.4	76	2	82	67	26	33	378	75.6		
Opponents		5	1000		126-291	.433	31-91	.341	47-75	.627	41	108	149	29.8	80	2	63	64	23	35	330	66.0		

## LAST TIME VS. OPPONENT

### KANSAS STATE 71 - TCU 50 // MAR. 10, 2021

KANSAS CITY, Mo. - A big second half led Kansas State to a 71-50 win over TCU at the 2021 Phillips 66 Big 12 Championship Wednesday night at T-Mobile Center.

TCU (12-14) had a balanced scoring attack, led by RJ Nembhard with 11 points. Kansas State (9-19) was led by Nijel Pack's 23 points and was 5-of-6 shooting from 3-point range.

The Frogs got off to a slow start offensively, making only one of their first eight shots. TCU trailed 15-5 through the first 8:38 of play and then went on a 14-2 run from the 11:02 to 5:23 mark of the first half to take its first lead of the game at 19-17. However, Kansas State closed the first half on a 10-0 run to lead 29-23 at halftime.

KSU continued its run by scoring the first six points of the second half to stretch its lead to 12 at 35-23 with 19:03 to play. The Horned Frog offense struggled to mount a comeback as they made five of their first 18 shot attempts in the first 14 minutes of the second half. The Wildcats stretched their lead to as many as 27 at 61-34 with 6:05 to play.

## TCU VS. OPPONENT

Date	TCU Result	Score	Location
Dec. 11, 1947	L	17-75	Manhattan
Mar. 15, 1968	W	77-72	Wichita
Dec. 19, 1969	L	65-75	Fort Worth
Dec. 1, 1970	L	70-79	Manhattan
Mar. 10, 1999	W	72-71	Manhattan
Jan. 16, 2013	L	54-67	Fort Worth
March 5, 2013	L	68-79	Manhattan
Jan. 7, 2014	L	47-65	Fort Worth
Feb. 19, 2014	L	53-65	Manhattan
Jan. 7, 2015	L	53-58	Manhattan
Feb. 18, 2015	W	69-55	Fort Worth
Mar. 11, 2015	W	67-65	Kansas City
Feb. 16, 2016	L	49-63	Fort Worth
Mar. 2, 2016	L	54-79	Manhattan
Feb. 1, 2017	W	86-80 (OT)	Manhattan
Mar. 1, 2017	L	74-75	Fort Worth
Jan. 20, 2018	L	68-73	Manhattan
Feb. 27, 2018	W	66-59	Fort Worth
Mar. 8, 2018	L	64-66 (OT)	Kansas City
Jan. 19, 2019	L	55-65	Manhattan
Mar. 4, 2019	L	52-64	Fort Worth
Mar. 14, 2019	L	61-70	Kansas City
Jan. 7, 2020	W	59-57	Manhattan
Feb. 15, 2020	W	68-57	Fort Worth
Mar. 11, 2020	L	49-53	Kansas City
Jan. 2, 2021	W	67-60	Manhattan
Feb. 20, 2021	L	54-62	Fort Worth
Mar. 10, 2021	L	50-71	Kansas City

### KANSAS STATE (9-19)

In Fort Worth..... Kansas State leads 7-3  
In Manhattan..... Kansas State leads 8-4  
Neutral Sites..... Kansas State leads 4-2  
Big 12 Play..... Kansas State leads 12-6  
Big 12 Championship..... Kansas State leads 4-1

### MOST VS. KANSAS STATE

Points..... 22..... Lee Nailon..... March 8, 2018  
Rebounds..... 15..... Kevin Samuel..... Jan. 7, 2020  
Assists..... 8 (2x)..... Desmond Bane..... Feb. 15, 2020  
Steals..... 4 (2x)..... Kenrich Williams..... Feb. 1, 2017  
Blocks..... 4 (2x)..... Kevin Samuel..... March 11, 2020  
FG Made..... 9..... Lee Nailon..... March 10, 1999  
3pt FG Made..... 5..... Desmond Bane..... Feb. 15, 2020  
FT Made..... 9..... Chauncey Collins..... March 2, 2016

### LARGEST WINNING MARGIN

TCU..... 14..... 69-55..... Fort Worth..... Feb. 18, 2015  
Kansas State..... 58..... 75-17..... Manhattan..... Dec. 11, 1947

### MOST POINTS SCORED

TCU..... 86..... 86-80..... Manhattan..... Feb. 1, 2017  
Kansas State..... 80..... 86-80..... Manhattan..... Feb. 1, 2017



Official Basketball Box Score - Final  
**Kansas St. at TCU**  
03/10/21 T-Mobile Center, Kansas City  
2021 Phillips 66 Big 12 Men's Basketball Championships

Game Time: 5:30 PM  
Game Duration: 1:53

Officials: Doug Simons, Gerry Pollard, Ray Natli

#### Kansas St. - 71

Record: 9-19

NO.	Name	Min	FG	3P	FT	Rebounds	Fouls	TP	AS	TO	ST	Blocks	BS	BA	+/-
			M-A	M-A	M-A	OR DR TOT	PF FD								
2	Selton Miguel	F 34:09	3-11	0-2	1-4	2 3 5	3 2	7	2	2	3	0	0	0	20
21	Davion Bradford	C 20:32	4-6	0-0	0-1	3 3 6	2 2	8	0	2	0	0	1	9	
00	Mike McGuirl	G 34:46	7-14	2-7	1-2	1 2 3	2 2	17	5	0	3	1	1	25	
3	DaJuan Gordon	G 27:36	3-10	0-4	0-0	3 3 6	2 0	6	1	2	1	0	1	9	
24	Nijel Pack	G 34:16	6-8	5-6	6-7	1 5 6	1 3	23	5	3	2	0	0	28	
1	Kaosi Ezeagu	18:03	3-4	0-0	0-1	2 6 8	1 3	6	0	1	0	0	0	15	
22	Luke Kasubke	07:56	0-1	0-1	0-0	0 0 0	0 0	0	0	1	0	0	0	0	
5	Rudi Williams	17:02	2-2	0-0	0-1	0 1 1	0 1	4	0	2	0	0	0	11	
4	Seryee Lewis	01:25	0-0	0-0	0-0	0 0 0	1 0	0	0	0	0	0	0	-3	
12	Carlton Linguard, Jr.	01:25	0-1	0-0	0-0	0 1 1	0 0	0	0	0	0	0	0	-3	
14	Drew Honas	01:25	0-0	0-0	0-0	0 0 0	0 0	0	0	0	0	0	0	-3	
35	Joe Petrakis	01:25	0-1	0-1	0-0	0 0 0	0 0	0	0	0	0	0	0	-3	
Team						0 2 2		0		0					
<b>Totals</b>			28-58	7-21	8-16	12 26 38	12 13	71	13	13	9	1	3	21	

Shooting By Period		
1 <sup>st</sup> FG%	13-28	46.4%
3PT%	3-10	30.0%
FT%	0-2	0%
2 <sup>nd</sup> FG%	15-30	50.0%
3PT%	4-11	36.4%
FT%	8-14	57.1%
GM FG%	28-58	48.3%
3PT%	7-21	33.3%
FT%	8-16	50.0%

Dead Ball Rebounds: 2, 0

Technical Fouls: NONE

#### TCU - 50

Record: 12-14

NO.	Name	Min	FG	3P	FT	Rebounds	Fouls	TP	AS	TO	ST	Blocks	BS	BA	+/-
			M-A	M-A	M-A	OR DR TOT	PF FD								
5	Charles O'Bannon	F 23:03	3-8	1-4	0-0	2 3 5	3 0	7	1	0	0	2	0	-15	
21	Kevin Samuel	C 21:32	1-3	0-0	1-4	4 1 5	0 4	3	1	1	1	1	0	-13	
1	Mike Miles	G 36:50	3-12	1-6	2-3	0 3 3	0 2	9	1	4	2	0	1	-21	
4	PJ Fuller	G 30:02	3-5	1-3	1-2	0 2 2	1 1	8	0	3	0	0	0	-15	
22	RJ Nembhard	G 37:19	5-13	0-3	1-1	0 5 5	3 4	11	3	5	2	0	0	-21	
11	Taryn Todd	08:50	2-3	0-1	0-0	0 0 0	1 0	4	0	2	1	0	0	-8	
23	Jaedon LeDee	13:16	0-2	0-0	0-0	0 4 4	2 0	0	0	0	1	0	0	-10	
34	Kevin Easley	14:23	1-5	0-1	0-0	2 3 5	1 0	2	1	1	0	0	0	-3	
15	Terren Frank	08:17	1-1	1-1	0-0	0 0 0	0 0	3	1	0	0	0	0	-4	
0	Eddie Lampkin	05:03	1-2	0-0	1-2	1 1 2	2 1	3	0	0	1	0	0	2	
2	Mickey Pearson	01:25	0-0	0-0	0-0	0 0 0	0 0	0	0	0	0	0	0	3	
Team						3 2 5		0		1					
<b>Totals</b>			20-54	4-19	6-12	12 24 36	13 12	50	8	17	8	3	1	-21	

Shooting By Period		
1 <sup>st</sup> FG%	10-26	38.5%
3PT%	2-9	22.2%
FT%	1-5	20%
2 <sup>nd</sup> FG%	10-28	35.7%
3PT%	2-10	20.0%
FT%	5-7	71.4%
GM FG%	20-54	37.0%
3PT%	4-19	21.1%
FT%	6-12	50.0%

Dead Ball Rebounds: 2, 0

Technical Fouls: NONE

	KSU	TCU
Biggest lead	27 (2 <sup>nd</sup> 6:05)	4 (1 <sup>st</sup> 2:49)
Best Scoring Run	16 (2 <sup>nd</sup> 19:08)	9 (1 <sup>st</sup> 5:23)
Lead Changes	4	
Times Tied	3	
Time with Lead	31:50	03:17

Points from	KSU	TCU
Turnovers	14	19
Paint	36	30
Second Chance	8	8
Fast Breaks	8	8
Bench	10	12

Period by Period Scoring			
	1st	2nd	TOT
KSU	29	42	71
TCU	23	27	50

## JAMIE DIXON FILE

Born \_\_\_\_\_ Nov. 10, 1965  
 Birthplace \_\_\_\_\_ Burbank, Calif.  
 Hometown \_\_\_\_\_ Hollywood, Calif.  
 High School \_\_\_\_\_ Notre Dame HS  
 Alma Mater \_\_\_\_\_ TCU (1987)  
 Wife \_\_\_\_\_ Jacqueline  
 Children \_\_\_\_\_ Jack and Shannon

## PLAYING EXPERIENCE

1984-87 \_\_\_\_\_ TCU  
 1988 \_\_\_\_\_ Lacrosse Catbirds (CBA)  
 1989-1990 \_\_\_\_\_ Hawke's Bay Hawks (New Zealand-NBL)

## COACHING EXPERIENCE

2016-present \_\_\_\_\_ TCU Head Coach  
 2003-2016 \_\_\_\_\_ University of Pittsburgh Head Coach  
 1999-2003 \_\_\_\_\_ University of Pittsburgh Associate Head Coach  
 1998-1999 \_\_\_\_\_ University of Hawaii Assistant Coach  
 1994-1998 \_\_\_\_\_ Northern Arizona University Assistant Coach  
 1992-1994 \_\_\_\_\_ University of Hawaii Assistant Coach  
 1991-1992 \_\_\_\_\_ University of California-Santa Barbara Graduate Assistant  
 1989-1991 \_\_\_\_\_ Los Angeles Valley Junior College Assistant  
 1989 \_\_\_\_\_ Te Aute College Head Coach

## COACH OF THE YEAR HONORS

2011 \_\_\_\_\_ Sporting News National Coach of the Year  
 2010 \_\_\_\_\_ Jim Phelan National Coach of the Year  
 2010 \_\_\_\_\_ Madison Square Garden Coach of the Decade  
 2009 \_\_\_\_\_ USA Basketball National Coach of the Year  
 2009 \_\_\_\_\_ Naismith National Coach of the Year  
 2009 \_\_\_\_\_ USBWA District 2 Coach of the Year  
 2004 \_\_\_\_\_ Big East Coach of the Year

## CHAMPIONSHIPS

2017 \_\_\_\_\_ NIT Championship  
 2011 \_\_\_\_\_ Big East Regular-Season Championship  
 2009 \_\_\_\_\_ FIBA Under-19 World Championship Gold Medal  
 2008 \_\_\_\_\_ Big East Tournament Championship  
 2004 \_\_\_\_\_ Big East Regular-Season Championship

## NBA PLAYERS (AS HEAD COACH)

Steven Adams \_\_\_\_\_ No. 12 in 2013 NBA Draft  
 Desmond Bane \_\_\_\_\_ No. 30 in 2020 NBA Draft  
 DeJuan Blair \_\_\_\_\_ No. 37 in 2009 NBA Draft  
 Aaron Gray \_\_\_\_\_ No. 49 in 2007 NBA Draft  
 Cameron Johnson \_\_\_\_\_ No. 11 in 2019 NBA Draft  
 R.J. Nembhard \_\_\_\_\_ Undrafted in 2021  
 Lamar Patterson \_\_\_\_\_ No. 48 in 2014 NBA Draft  
 Chris Taft \_\_\_\_\_ No. 42 in 2005 NBA Draft  
 Kenrich Williams \_\_\_\_\_ Undrafted in 2018  
 Sam Young \_\_\_\_\_ No. 36 in 2009 NBA Draft

## ADMINISTRATIVE COMMITTEES

NABC President \_\_\_\_\_ 2020-present  
 NABC Board of Directors \_\_\_\_\_ 2011-present  
 NCAA Ethics Coalition \_\_\_\_\_ 2009-present  
 Leadership Panel-Pentagon \_\_\_\_\_ May of 2014

## ACADEMIC HONORS

Top-10 Percent Academic Performance Rate \_\_\_\_\_ 2010-11  
 Top-10 Percent Academic Performance Rate \_\_\_\_\_ 2011-12  
 Top-10 Percent Academic Performance Rate \_\_\_\_\_ 2013-14

## COACHING TREE - HEAD COACHING SUCCESS

John Alesi \_\_\_\_\_ Baruch College (N.Y.) Head Coach  
 Bill Barton \_\_\_\_\_ South Kent School (Conn.) Head Coach  
 David Cox \_\_\_\_\_ Rhode Island Head Coach  
 Scott Cross \_\_\_\_\_ Troy Head Coach  
 Joe Lombardi \_\_\_\_\_ IUP Head Coach  
 Pat Skerry \_\_\_\_\_ Towson Head Coach

## JAMIE DIXON YEAR-BY-YEAR

Year	School	Overall	Conference	Standing	Finish
2003-04	Pittsburgh	31-5 (.861)	13-3 (.813)	1st	NCAA Sweet 16
2004-05	Pittsburgh	20-9 (.689)	10-6 (.625)	5th	NCAA First Round
2005-06	Pittsburgh	25-8 (.758)	10-6 (.625)	T-4th	NCAA Second Round
2006-07	Pittsburgh	29-8 (.783)	12-4 (.750)	T-2nd	NCAA Sweet 16
2007-08	Pittsburgh	27-10 (.730)	10-8 (.556)	7th	NCAA Second Round
2008-09	Pittsburgh	31-5 (.861)	15-3 (.833)	T-2nd	NCAA Elite Eight
2009-10	Pittsburgh	25-9 (.735)	13-5 (.722)	T-2nd	NCAA Second Round
2010-11	Pittsburgh	28-6 (.824)	15-3 (.833)	1st	NCAA Third Round
2011-12	Pittsburgh	22-17 (.564)	5-13 (.278)	T-13th	CBI Champions
2012-13	Pittsburgh	24-9 (.727)	12-6 (.667)	4th	NCAA Second Round
2013-14	Pittsburgh	26-10 (.722)	11-7 (.611)	5th	NCAA Third Round
2014-15	Pittsburgh	19-15 (.559)	8-10 (.444)	T-9th	NIT First Round
2015-16	Pittsburgh	21-12 (.636)	9-9 (.500)	T-9th	NCAA First Round
2016-17	TCU	24-15 (.615)	6-12 (.333)	T-7th	NIT Champions
2017-18	TCU	21-12 (.636)	9-9 (.500)	5th	NCAA First Round
2018-19	TCU	23-14 (.622)	7-11 (.388)	T-7th	NIT Semifinals
2019-20	TCU	16-16 (.500)	7-11 (.388)	T-7th	N/A
2020-21	TCU	12-14 (.462)	5-11 (.313)	8th	None
2021-22	TCU	10-2			
<b>At Pittsburgh</b>		<b>328-123 (.727)</b>	<b>143-81 (.638)</b>	<b>---</b>	<b>---</b>
<b>At TCU</b>		<b>106-73 (.595)</b>	<b>34-54 (.397)</b>	<b>---</b>	<b>---</b>
<b>Overall Career</b>		<b>434-196 (.689)</b>	<b>177-136 (.572)</b>	<b>---</b>	<b>---</b>

## JAMIE DIXON BY THE NUMBERS

### COACHING HONORS

National Coach of the Year 4  
 Region Coach of the Year 1  
 Conference Coach of the Year 1

### TEAM ACCOMPLISHMENTS

30-win seasons 2  
 25-win seasons 8  
 20-win seasons 15  
 20-win/10-league win seasons 10  
 10-win league seasons 10

### NATIONAL ACHIEVEMENTS

NIT Championship 1  
 NCAA Tournament app. 12  
 NCAA Tournament wins 12  
 NCAA Tournament games 24  
 Elite Eight appearances 1  
 Sweet Sixteen appearances 3  
 Earned No. 1 seed 2  
 Earned a high seed (1-5) 7  
 Total postseason appearances 16

### CONFERENCE ACHIEVEMENTS

Total conference titles 3  
 Regular season titles 2  
 Tournament titles 1  
 Tournament title game app. 4  
 Conference tournament wins 18

### DIXON'S PLAYERS

NBA players 7  
 NBA draftees 8  
 Consensus All-Americans 4  
 All-Region honorees 16  
 Conf. Player of the Year 1  
 Conf. Freshman of the Year 2  
 Conf. Most Improved Player 4  
 Total Conf. award winners 23  
 All-Conference selections 28  
 Conference Player of the Week 23  
 Conference Rookie/Newcomer of the Week 16  
 1,000-point scorers 23

## DIXON'S YOUNG ACTING CAREER

As a youngster growing up in North Hollywood, Dixon had an acting career. He still is a card-carrying member of the Screen Actors Guild. In his early 20s, Dixon was in a Bud Light commercial that featured a woman dunking on him. The commercial was one of the more popular basketball ads of the year and aired on virtually every basketball event.

At age 12, Dixon fired a space gun in a commercial for Mattel. At age 10, he was the star of a TV commercial for Rice Krispies, pretending to celebrate a birthday while eating cereal. At age 5, he did a TV commercial for Volvo, sitting in the back seat and smiling while his father played the driver. He was also in a Kentucky Fried Chicken commercial. Father Jim Dixon was an actor and screenwriter who starred in a variety of movies and productions.

**A weekly review of the top performing Horned Frogs alumni, who are currently playing basketball professionally.**

**Courtesy of Sports I.T. Solutions / Eurobasket.com**

- Updated Jan. 10

#1. Desmond Bane (6'6"-G-98, graduated '20, plays pro in the NBA) was the major contributor in a Memphis Grizzlies' victory against the Brooklyn Nets (25-13) 118-104 in the NBA on Monday night. He scored 29 points (!!!) and grabbed 8 rebounds in 37 minutes; quite an impressive performance considering it's only Bane's second season in pro basketball. The Memphis Grizzlies have a solid 28-14 record this season. It was his team's ninth consecutive victory in a row. It's Bane's first year with the team. He has individually a very good season with high stats. Bane averages 17.5ppg, 4.5rpg and 2.4apg.

#2. Vladimir Brodziansky (6'11"-F-94, graduated '18, plays in Spain) could not help Joventut (3-0) in their last game. Despite his good performance the league leader Joventut was badly defeated 90-71 at home by the leading Real Madrid. Brodziansky was the second best scorer with 12 points. Brodziansky has relatively good stats this year 10.4ppg and 4.1rpg in 14 games he played so far.

#3. Kenrich Williams (6'7"-G-94, graduated '18, currently in the NBA) was not able to help the Oklahoma City Thunder in their game against the Minnesota Timberwolves (20-20) in the NBA. Despite his good performance on Wednesday night He scored 10 points and grabbed 9 rebounds in 25 minutes. This season Williams averages 7.0ppg, 4.0rpg and 1.9apg.

#4. JD Miller (6'8"-F-96, graduated '19, plays pro in Germany) was not able to secure a victory for JobStairs Giessen 46ers (8-4) in their game against Skyliners (5-10) in the German BBL. He was the second best scorer with 9 points. Miller also added 5 rebounds. But JobStairs Giessen 46ers lost 90-79 on the road to the much lower-ranked (#13) Skyliners. It's Miller's first season with the team. This year he averages 7.2ppg, 3.2rpg, 1.4apg and 1.2bpg in five games.

#5. Brandon Parrish (6'6"-G-94, graduated '17, plays in Hungary) couldn't help OSE Lions (6-11) in their game against Kaposvari (9-8) in the Hungarian A Division. Despite his good performance on Wednesday night He recorded a double-double by scoring 12 points and getting 10 rebounds in 33 minutes. Parrish has relatively good stats this season 12.2ppg and 3.4rpg.

#6. Kyan Anderson (5'11"-PG-92, graduated '15, currently in Germany) is a teammate of previously mentioned JD Miller and both played together in the last German BBL game. Anderson couldn't help JobStairs Giessen 46ers in their game against Skyliners. He scored 7 points. His team lost 79-90. This year Anderson averages 7.9ppg and 3.2apg in 13 games.

#7. Alex Robinson (6'1"-PG-95, graduated '19, plays pro in the NBA G League) contributed to a 1-point Wisconsin Herd's victory against the Delaware Blue Coats 124-123 in the NBA G League on Wednesday night. Robinson recorded 9 points and added 6 assists in 37 minutes. It was his first game for Wisconsin Herd this season.

#8. Jaire Grayer (6'5"-G-96, graduated '20, plays in the NBA G League) couldn't help the Lakeland Magic in their game against the College Park SkyHawks in the NBA G League. Grayer scored 8 points. His team lost 100-111 in the NBA G League. This year Grayer averages 8.8ppg, 5.5rpg and 1.5apg in four games.

#### **Other former Texas Christian University players, who play in pro basketball:**

Trey Zeigler (6'6"-G-91) played for Chemidor in Iranian Superleague few months ago

Garlon Green (6'7"-F-91) plays for Oradea in Romanian Liga Nationala

Nikola Gacesa (6'9"-F/C-87) plays for Vojvodina NS in Serbian KLS

Nate Butler Lind (6'6"-SF-89, played in 2011-13) played for Capitanes de Arecibo in Puerto Rican BSN last year

Jarvis Ray (6'6"-F-90) plays for Kutaisi in Georgian Superleague

Chauncey Collins (6'0"-PG-95) plays for Sopron KC in Hungarian A Division

Kouat Noi (6'7"-F-97) plays for Cairns Taipans in Australian NBL

Ahmed Hamdy (6'9"-F-93) played for Al Ahly in Egyptian Superleague last year

RJ Nembhard (6'5"-PG-99) plays for Canton Charge in the NBA G League

Jaylen Fisher (6'2"-G-97, played in 2016-19) plays for Fort Wayne Mad Ants in the NBA G League

Edric Dennis (6'3"-G) played for APOP in Cypriot OPAP Basket League last year

Kevin Langford (6'8"-F/C-85) plays for APOP in Cypriot OPAP Basket League

Zvonko Buljan (6'9"-C-87) played for IR in Icelandic Subway League last year

John Velez (6'8"-F-83) played for Motilones del Norte in Colombian LPB last year

Chris Washburn (6'8"-F-93) plays for Tokyo HT in Japanese B3 League



## TCU'S LONGEST

2021-22 UNDER DIXON

Longest Winning Streak	7	17*
Longest Losing Streak	-	7

\* Over two seasons

## RECORD WHEN

2021-22 UNDER DIXON

at Home	6-1	71-27
at Schollmaier Arena	6-1	71-25
on the Road	1-0	15-37
Neutral Site	3-1	20-9
Leading at halftime	9-1	87-18
Trailing at halftime	1-1	15-52
Tied at halftime	-	2-3
Overtime	-	5-7
Out-shooting the opposition	8-0	91-20
Out-shot by the Opposition	1-2	12-55
Shooting the Same	1-0	2-0
TCU shoots 50% or better from field	1-0	44-6
TCU shoots 40-49% from field	6-2	50-38
TCU shoots under 40% from field	3-0	12-25
Opp. shoots 50% or better from field	0-1	8-32
Opp. shoots 40-49% from field	5-1	57-35
Opp. shoots under 40% from field	5-0	41-6
TCU outrebounds opponent	9-1	90-27
Opp. outrebounds TCU	1-1	15-38
Tied in rebounds	-	1-8
TCU records 10 or more steals	1-0	22-6
TCU records 15 or more assists	4-1	58-20
TCU commits less than 15 turnovers	4-1	68-44
TCU commits 15 or more turnovers	6-1	31-27
Turnovers are equal	1-0	6-6
TCU commits less turnovers than opp.	6-1	58-18
TCU commits more turnovers than opp.	3-1	39-46
TCU shoots 50% or better from the line	10-2	95-59
TCU shoots under 50% from the line	-	7-8
TCU shoots 70% or better from the line	7-1	51-29
TCU scores 59 points or less	-	5-24
TCU scores between 60-69 points	3-2	23-27
TCU scores between 70-79 points	4-0	27-14
TCU scores between 80-89 points	2-0	34-4
TCU scores between 90-99 points	1-0	16-4
TCU scores 100+ points	-	1-0
Playing in November	5-1	31-3
Playing in December	5-0	30-7
Playing in January	0-1	16-24
Playing in February	-	17-22
Playing in March	-	12-16
Playing in April	-	0-1
Playing on Saturday	2-1	28-29
Playing on Sunday	-	7-4
Playing on Monday	2-1	11-8
Playing on Tuesday	-	17-10
Playing on Wednesday	3-0	25-13
Playing on Thursday	3-0	9-4
Playing on Friday	-	9-4
Playing during the afternoon (before 5)	2-1	25-28
Playing during the evening	8-1	80-44
Games decided by three points or less	-	17-12
Games decided by four to 10 points	4-0	34-29
Games decided by 11-20 points	4-2	34-24
Games decided by more than 20 points	2-0	21-7
Winning the opening tip	3-0	64-29
In white uniforms	6-2	78-27
In purple uniforms	2-0	20-34
In anthracite uniforms	1-0	4-4
In white retro (FROGS) uniforms	-	2-5
In purple retro (FROGS) uniforms	1-0	2-3
vs. Top 25 Teams	0-1	8-36
as a Top 25 Team	-	11-8

## TCU'S LARGEST

SEASON

UNDER DIXON

Lead	39 (vs. Grambling, 12/21/21)	45 (vs. Tennessee Tech, 11/13/17)
Deficit	28 (vs. Santa Clara, 11/22/21)	46 (at Texas Tech, 2/11/20)
Margin of Victory	35 (vs. Grambling, 12/21/21)	37, 2x (last vs. Tennessee Tech, 11/13/17)
Margin of Defeat	19 (vs. Santa Clara, 11/22/21)	46 (at Texas Tech, 2/11/20)
Halftime Point Total	47 (vs. Grambling, 12/21/21)	52 (vs. Louisiana, 11/12/19)
Halftime Lead	19 (vs. Grambling, 12/21/21)	32 (vs. Alabama State, 11/14/16)
Halftime Deficit	14 (vs. Santa Clara, 11/22/21)	25 (at Texas Tech, 2/11/20)
Deficit in Win	13 (vs. Nicholls, 11/18/21)	17 (vs. Washington, 11/30/16)
Halftime Deficit in Win	6 (vs. Nicholls, 11/18/21)	9 (vs. CSU Bakersfield, 11/7/18)
Lead in Loss	9 (vs. Baylor, 1/8/22)	20 (vs. Oklahoma, 3/7/20)
Halftime Lead in Loss	6 (vs. Baylor, 1/8/22)	18 (vs. Oklahoma, 3/7/20)

## RECORD WATCH

## STREAKS

### TEAM W/L - OVERALL

Overall	L, 1
Home	L, 1
Road	W, 1
Neutral site	W, 3
Unranked teams	W, 7

### TEAM W/L - RANKED OPPONENTS

Ranked teams overall	L, 11
last win: Feb. 29, 2020 vs. #2 Baylor	
Ranked teams home	L, 5
ast win: Feb. 29, 2020 vs. #2 Baylor	
Ranked teams road	L, 9
last win: Feb. 9, 2019 at #17 Iowa State	
Ranked teams neutral site	L, 1
last win: Dec. 8, 2017 vs. #22 Nevada	

### LEADING TCU IN SCORING

Miles	1
-------	---

### LEADING TCU IN REBOUNDS

Miller	2
--------	---

### LEADING TCU IN ASSISTS

Miles	1
-------	---

### DOUBLE-FIGURE SCORING GAMES

Miles	11
O'Bannon	3
Baugh	2

### GAMES WITH A 3-POINTER

TCU*	208
Miles	6
Farabello	3
O'Bannon	3

\* Has made at least one 3-pointer in 949-of-952 games

## DUNKS

Emanuel Miller	7
Xavier Cork	5
Chuck O'Bannon	5
Micah Peavy	5
Soutleymane Doumbia	5
JaKobe Coles	2
Eddie Lampkin	2
Mike Miles	2
Damion Baugh	1

Total 31

## CHARGES TAKEN

Micah Peavy	5
Damion Baugh	4
Xavier Cork	3
Francisco Farabello	3
JaKobe Coles	1
Mike Miles	1
Eddie Lampkin	1
Total	18

## AWARDS

Mike Miles	
Preseason All-Big 12 Honorable Mention	Oct. 17
SoCal Challenge Surf Division All-Tournament Team	Nov. 24
Big 12 Player of the Week	Dec. 20

Things you'll want to know about the team that's light on the stats and light on the basketball.

#### #0 MICAH PEAVY

➤ His father, David, is the head boys basketball coach at Duncanville High School... Lived in almost every major city in Texas as his dad moved around the state when switching coaching jobs... Moved to the DFW area for his junior year of high school... His older brother, DJ, is in his second season at Austin Peay, who the Frogs play Nov. 29... Played football through eighth grade, said he got too tall... Favorite NBA team is the San Antonio Spurs... Favorite player is LeBron James... Models his game after Jimmy Butler, Paul George and Demar Derozan... Likes almost all food except eggs... Is not into video games... Likes to draw... Is into fashion.

#### #1 MIKE MILES JR.

➤ Leads the team with 17.2K followers on Instagram... Starred in a viral video as a fourth grader that has 4.1 million views on YouTube... Started playing basketball at the age of three... Always has to put his left sock and shoe on first, then his right sock and shoe... Favorite movie is Creed II.

#### #2 EMANUEL MILLER

➤ Has four brothers... Is the second youngest in the family... Father passed away when he was five years old... All five sons were then raised by his mother, Carline Bailey... Has a tattoo that reads "God With Us" on his left arm, which is the meaning of Emanuel... Toronto Raptors fan.

#### #3 FRANCISCO FARABELLO

➤ Second on the team with 16.4K followers on Instagram... First visited the USA when he was one-year old and returned a second time when he was 11 for a family vacation... Grew up as many South American's do, playing soccer and can easily keep a basketball in the air by only using his legs and head... Has a tattoo of V-IV-XIV on his inner right bicep, the date of May, 4, 2014, which is the date of his father Daniel Farabello's last game... Daniel played professionally from 1991-2014 in Argentina and Italy... He was a member of the senior men's Argentine national basketball team and competed with the squad at the 1996 Summer Olympics and the 2006 FIBA World Championship... Claims the tattoo of two lines on his right forearm has no meaning.

#### #4 EDDIE LAMPKIN JR.

➤ Arrived at TCU in the summer of 2020 weighing 335 pounds... Is currently 270 pounds, the lightest he's been since his sophomore year of high school... Started playing basketball in fourth grade when his coach saw him in choir class and said "let me see your hands"... Played football, tight end and defensive end, as a freshman before focusing on basketball... Still loves football more than basketball... Favorite NFL team is the Arizona Cardinals... Is the youngest of five kids... Brother, Du'Vonta Lampkin played football at Oklahoma in 2016 and 2017 and currently plays for the Massachusetts Pirates of the National Arena League... Brother, Tello, died at the age of 22 by a gunshot in 2017 in Houston... Eddie listens to a song Tello wrote called "2017" before every game because it's the only recording he has of his voice... Favorite snack is Air Heads... Favorite food is crab... Claims to be a good dancer... Favorite player growing up was Shaquille O'Neal... Favorite player now is LeBron James... Loves to play video games, especially Call of Duty and Madden.

#### #5 CHUCK O'BANNON JR.

➤ Father, Charles was a starter on UCLA's 1995 national championship team and went on to be a second-round pick in the 1997 NBA draft... Uncle, Ed O'Bannon, was a star on the 1994-95 Bruins team and was the ninth overall pick in the 1995 NBA draft... Along with Las Vegas, has also grew up in Los Angeles and Japan (ages 2-14), where his father played professionally from 2000-02 and 2003-2013... Owns a dog named Hitman, a morkie (mix of a maltese and yorkie).

#### #10 DAMION BAUGH

➤ Has a 3-year-old daughter, Madison that lives in Memphis... Her name has the same letters as his name... Has a tattoo of the name Madison above his left ear... Madison colored a section of Damion's hair green during quarantine in 2020 and it continued into 2021, which is why it is green in his headshot this season... Any color in his hair throughout the season is done by his daughter... Won the dunk contest at the annual Purple-White Scrimmage in November.

#### #11 DARIUS FORD

➤ Started a non-profit in high school called Change for Kids of which he's still involved... Is an intern with a non-profit called Create + Collaborate... Runs a bible study group called Army.

#### #12 XAVIER CORK

➤ From Sulphur Springs, Texas, a town located 100 miles northeast of Fort Worth with a population of 15,000 and home to the Southwest Dairy Museum where Xavier would visit for school field trips... Grew up doing "country stuff" like feeding pigs and hogs for fun and going fishing with his dad, Kevin... Father passed away when he was 10 from multiple sclerosis... His mother, Reshemah Wright, played basketball in high school and taught Xavier the game pretty much when he could walk... Has a younger brother... Xavier's uncle, Antonio Wright, was a roommate of Paul Pierce while a student at Kansas... Favorite food is pepperoni pizza from Pizza Hut... Favorite professional athlete is Bam Adebayo... Has aspirations to go into video production.

#### #13 SHAHADA WELLS

➤ First name (pronounced Sha-ha-day) comes from Muslim roots, given by his uncle who is Muslim... Shahada is the Muslim profession of faith... Nickname is "Hah-day"... Wears No. 13 because his grandmother grew up on 13th street in Amarillo.

#### #21 JAKOBE COLES

➤ Is one of seven men on his dad's side of the family that have a first name that start with the letter J... Born and raised in Lexington, Ky., before moving to Omaha, Neb.... Moved to Irving, Texas for the start of eighth grade... Was good at baseball and played up until seventh grade... Brother, Jarek, played in college at Bellarmine University in Louisville, Ky... Father, Jerome, played at Norfolk State and then professionally in the CBA from 1991-95... Jerome didn't let JaKobe play organized basketball until he could make a left-handed layup, which happened in third grade.

#### #25 SOULEYMANE DOUMBIA

➤ Has a seven-month old daughter, Savannah... Speaks four languages: English, French, Maninka and Bambara... First sport was soccer... Didn't pick up a basketball until the age of 14... First came to the USA at the age of 16 when he arrived at Evelyn Mack Academy in Charlotte.

#### #30 HARRISON YOUNG

➤ Has been at TCU the longest of any player... Began in 2016-17 as a manager... Won the team's annual mile run in July with a time of 5:09... Won the 3-point contest at the annual Purple-White Scrimmage in November.

#### #33 MAXWELL EVANS

➤ Is a triplet... The only boy of the triplet set and was the first born... Maya and Megan played volleyball at Tennessee State, three miles away from where Maxwell played at Vanderbilt... Maya and Megan transferred to Alabama A&M and earned First Team All-SWAC honors in 2019... Older brother, Denzell was a running back at Arkansas (2013-15) and Kansas (2016).

# #0 MICAH PEAVY

6-7 | 215 | G | SO | CIBOLO, TEXAS | DUNCANVILLE HS (TEXAS TECH)

## Highlights

Has come off the bench in the last two games after starting the first seven

Had a career-high 10 rebounds in his TCU debut vs. McNeese on Nov. 11

**Prior to this season:** As a freshman at TCU - Started 25 of 29 games in his freshman season for the Red Raiders where he averaged 5.7 points, 3.1 rebounds and 1.4 assists per game... He scored a season-high 14 points in the opener against Northwestern State and had a Big 12 best of 12 points in the home win over Iowa State where he was 6-for-8 from the field and also had three assists... A starter in 16 of 17 Big 12 games, he averaged 5.5 points and 3.4 rebounds in conference play... Peavy had a career-high seven rebounds in a pair of conference games, coming first at Kansas where he also scored 10 points against the Jayhawks and then again at home against TCU where he scored seven points... Peavy dished out a career-high five assists in the non-conference win over Troy and also had four assists against Texas in the Big 12 Championship quarterfinals on his freshman resume... He added seven points and two steals for the Red Raiders in the team's win over Utah State in the NCAA Tournament first round... Peavy completed the season with five games scoring in double figures and shot 45.9 percent from the field. **Prior to TCU** - Peavy earned TABC Class 6A Player of the Year after averaging 19 points and 7.5 rebounds per game as a senior and was named to the Jordan Brand Classic roster... He helped lead Duncanville High School to a 2019 Class 6A State Championship as a junior where he averaged 16 points and 6.6 rebounds per game... As a senior, Peavy led Duncanville back to the UIL state tournament which was canceled due to the COVID-19 pandemic... He earned the 2019 State Championship Game MVP... He signed with Texas Tech as a 4-star prospect by ESPN, Rivals and 247Sports and was the No. 2-ranked prospect in Texas according to Mike Kunststadt's Texas Hoops... Peavy was the No. 32-ranked player in the nation by ESPN and No. 34 by Rivals... In Nike EYBL play, he was eighth in scoring after averaging 23.2 points per game and fourth with 10.1 rebounds per game... Peavy was one of four players to average a double-double on the Nike EYBL circuit in the summer following his junior season... Peavy, who was high school teammates with former Red Raider Jahmi'us Ramsey, was selected to participate in the prestigious 2019 Nike Skills Academy and for the 2019 NBPA Top 100 Camp.

**Personal:** Born July 16, 2001... Son of Tamara and David Peavy. Has two siblings, DJ and Teanna Peavy.



## GAME HIGHS

### Points

Season	10, 3x (last, 11/22/21 vs. Santa Clara)
Career	14 (11/25/20 vs. Northwestern State)

### Rebounds

Season	10 (11/11/21 vs. McNeese)
Career	Same

### Assists

Season	4 (11/15/21 vs. Southern Miss)
Career	4, 2x (last, 11/15/21 vs. Southern Miss)

### Steals

Season	3, 2x (last, 1/8/22 vs. Baylor)
Career	3, 3x (last, 1/8/22 vs. Baylor)

### Blocks

Season	2, 3x (last, 12/21/21 vs. Grambling)
Career	3 (3/19/21 vs. Utah State)

### Field Goals

Season	5 (11/22/21 vs. Santa Clara)
Career	7 (11/25/20 vs. Northwestern State)

### Field Goal Attempts

Season	12 (11/22/21 vs. Santa Clara)
Career	13 (12/12/20 vs. Texas A&M CC)

### 3-Point Field Goals:

Season	2 (12/21/21 vs. Grambling)
Career	Same

### 3-Point Field Goal Attempts

Season	3 (12/21/21 vs. Grambling)
Career	Same

### Free Throws

Season	5 (12/18/21 at Georgetown)
Career	Same

### Free Throw Attempts

Season	6 (12/18/21 at Georgetown)
Career	Same

### Minutes

Season	26 (11/11/21 vs. McNeese)
Career	27 (11/29/20 vs. Houston)

## MISCELLANEOUS STATS

Year	Season	Career	TCU W/L
20+ Points:	-	4	0-0
10+ Points:	3	8	2-1
10+ Rebs:	1	1	1-0
Double-Doubles:	-	-	0-0
5+ Assists:	-	1	0-0
Led Team In Points:	-	8	0-0
Led Team In Rebounds:	1	3	1-0
Led Team In Assists:	-	4	0-0

		Field Goals		3-Point		F-Throws		Rebounds		Scoring	
SEASON	TEAM	GP-GS	MIN/AVG	FG-FGA	FG%	3FG-3FGA	3FG%	FT-FTA	FT%	PF-FO	PTS AVG
2020-21	TTU	29-25	588/20.3	73-159	.459	0-3	.000	18-38	.474	57 33	90 3.1
2021-22	TCU	12-9	252/21.0	32-86	.372	3-15	.200	11-20	.550	24 37	61 5.1
TOTAL FOR TCU		12-9	252/21.0	32-86	.372	3-15	.200	11-20	.550	24 37	61 5.1
TOTAL		41-34	840/20.5	105-245	.429	3-18	.167	29-58	.500	81 70	151 3.7

## #0 PEAVY, Micah

Opponent	Date	GS	MIN	Total		3-Pointers		Free throws		Rebounds				PF	A	TO	BLK	STL	PTS	AVG	
				FG-FGA	PCT	3FG-3FGA	PCT	FT-FTA	PCT	OFF	DEF	TOT	AVG								
McNeese	11/11/2021	*	25:35	3-11	.273	0-2	.000	0-0	.000	4	6	10	10.0	2	1	4	0	0	6	6.0	
Southern Miss.	11/15/2021	*	22:50	4-8	.500	1-1	1.000	1-3	.333	2	3	5	7.5	1	4	2	0	0	10	8.0	
Nicholls St.	11/18/2021	*	24:04	4-11	.364	0-2	.000	2-4	.500	2	4	6	7.0	4	0	0	0	3	10	8.7	
vs Santa Clara	11/22/2021	*	26:24	5-12	.417	0-1	.000	0-1	.000	2	3	5	6.5	2	1	0	0	1	10	9.0	
vs Pepperdine	11/24/2021	*	12:24	1-2	.500	0-0	.000	2-2	1.000	1	2	3	5.8	2	0	2	0	0	4	8.0	
Austin Peay	11/29/2021	*	24:57	3-9	.333	0-1	.000	0-0	.000	3	5	8	6.2	0	1	0	0	0	6	7.7	
Oral Roberts	12/02/2021	*	23:30	3-7	.429	0-1	.000	0-1	.000	2	6	8	6.4	3	1	1	2	0	6	7.4	
vs Utah	12/08/2021	*	20:15	4-7	.571	0-1	.000	0-0	.000	3	0	3	6.0	1	1	0	2	0	8	7.5	
vs Texas A&M	12/11/2021	*	16:00	0-4	.000	0-0	.000	0-2	.000	2	2	4	5.8	0	0	0	0	0	0	6.7	
at Georgetown	12/18/2021		13:49	0-5	.000	0-2	.000	5-6	.833	1	3	4	5.6	1	1	2	0	0	5	6.5	
Grambling	12/21/2021		23:28	2-6	.333	2-3	.667	0-0	.000	2	2	4	5.5	3	2	4	2	0	6	6.5	
Baylor	01/08/2022		18:50	3-4	.750	0-1	.000	1-1	1.000	0	1	1	5.1	5	0	2	0	3	7	6.5	
Totals			9	252:06	32-86	.372	3-15	.200	11-20	.550	24	37	61	5.1	24	12	17	6	7	78	6.5

## Player Averages

Games Played	Minutes/game	Points/game	FG Pct	3FG Pct	FT Pct	Rebounds/game	Assists/game	Turnovers/game	Assist/Turnover ratio	Steals/game	Blocks/game
12	21.0	6.5	37.2	20.0	55.0	5.1	1.0	1.4	0.7	0.6	0.5

# #1 MIKE MILES JR.

6-2 | 195 | G | SO | LANCASTER, TEXAS | LANCASTER HS

## Highlights

**Big 12 Player of the Week on Dec. 20 - 20 points, 6 rebounds, 5 assists, 3 steals at Georgetown**

Ranks third in the Big 12 in scoring, 17.7

Ranks fourth in the Big 12 in assists, 4.6

Ranks seventh in the Big 12 in free throw shooting, 77.0

Ranks ninth in the Big 12 in field goal shooting, 40.3

Has led TCU in scoring in 9 of the 11 games he's played in

Did not play in TCU's game with Grambling (non-COVID illness)

Has scored in double-figures in every game he's played this season

Had 28 points, 8 rebounds and 4 assists against Utah, the first TCU player with at least those numbers since Ryan Carroll on Dec. 6, 2000

SoCal Challenge Surf Division All-Tournament Team

The first TCU player since Desmond Bane in 2019 to begin a season with consecutive 20-point games

Named to the **Honorable Mention Preseason All-Big 12 Conference Team**

**Prior to this season:** In summer of 2021 - Played for the USA at the 2021 FIBA U19 World Cup... Won the gold medal along with head coach Jamie Dixon with an 83-81 win over France in the championship game... Averaged 9.1 points, 3.3 rebounds and 3.9 assists and started in six of the seven games played... Had 11 points, seven rebounds, six assists with no turnovers and four steals in 30 minutes of action in the championship against France... Had 15 points, four rebounds and five assists in 25 minutes in the semifinals against Canada. **As a freshman** - All-Big 12 Honorable Mention... Big 12 All-Freshman Team... Played in 25 games and made 21 starts... Two-time Big 12 Newcomer of the Week... Averaged 13.6 points, 3.5 rebounds and 3.1 assists... Was one of five freshmen in the country to average at least 13 points, three rebounds and three assists per game... Had a season-best 28 points to go with five rebounds, five assists and three steals at Missouri (1/30/21)... Was the only freshman in the country to record that stat line or better in a game... Scoring average of 13.6 per game ranked 14th in the Big 12, second among freshmen in the Big 12 and 15th nationally among freshmen... Ranked 14th in the Big 12 in assists per game at 3.1... Led TCU in free throw percentage at 82.7 percent... Finished the season making 26 of his last 30 free throw attempts... With 26 points against North Dakota State (12/22/20), was the most by a TCU freshman since the 2010-11 season... The first TCU player since the 2011-12 season to record multiple games of at least 20 points scored as a freshman... Scored 13 points against Houston Baptist (11/25/20), the most by a TCU freshman in his collegiate debut since 2016... Scored at least 10 points 18 times... Scored at least 20 points four times... Led the team in assists nine times... Made a season-best five 3-pointers at Kansas (1/28/21) on just eight attempts and finished with 18 points... Had a season-high nine rebounds twice... Led the team in charges taken with seven. **Prior to TCU** - Earned a four-star rating by Rivals... The 114th-ranked prospect in the class of 2020 and the 27th-best point guard by Rivals... Named SportsDay's All-Area Boys Basketball Player of the Year by the Dallas Morning News... Named 5A Player of the Year by the Texas Association of Basketball Coaches... Named the USA Today Boys Basketball Player of the Year in Dallas... Led Lancaster High School to the state tournament and it ended the season as the top-ranked 5A team with a record of 36-1 (12-0 in district)... Averaged 21.4 points, four rebounds, four assists and three steals as a senior during the 2019-20 season... As a junior during the 2018-19 season, averaged 18.0 points, 4.5 assists and 2.3 steals and was first-team all-state, all-region and district MVP while leading Lancaster to a record of 31-3 (12-0 in district)... Was a member of the AAU team, the Texas titans, one of the top programs on the Nike EYBL circuit... One of Jamie Dixon's first targets when he took the TCU job and offered Miles as a freshman.

**Personal:** Born Aug. 24, 2002... Son of Jeanee Miles.

				Field Goals		3-Point		F-Throws		Rebounds												Scoring	
SEASON	TEAM	GP-GS	MIN/AVG	FG-FGA	FG%	3FG-3FGA	3FG%	FT-FTA	FT%	OFF	DEF	TOT	AVG	PF-FO	A	TO	BLK	STL	PTS	AVG			
2020-21	TCU	25-21	824/33.0	118-286	.413	41-114	.360	62-75	.827	7	80	87	3.5	45-0	78	64	5	24	339	13.6			
2021-22	TCU	11-11	349/31.7	64-159	.403	20-59	.339	47-61	.770	2	37	39	3.5	18-0	51	36	1	14	195	17.7			
TOTAL		36-32	1173/32.6	182-445	.409	61-173	.353	109-136	.801	9	117	126	3.5	63-0	129	100	6	38	534	14.8			

## #1 MILES, Mike

				Total		3-Pointers		Free throws		Rebounds											
Opponent	Date	GS	MIN	FG-FGA	PCT	3FG-3FGA	PCT	FT-FTA	PCT	OFF	DEF	TOT	AVG	PF	A	TO	BLK	STL	PTS	AVG	
McNeese	11/11/2021	*	29:28	4-13	.308	3-6	.500	11-12	.917	0	2	2	2.0	0	5	4	0	1	22	22.0	
Southern Miss.	11/15/2021	*	24:42	9-15	.600	2-4	.500	0-1	.000	1	0	1	1.5	3	6	3	1	2	20	21.0	
Nicholls St.	11/18/2021	*	33:17	5-13	.385	0-3	.000	6-7	.857	0	3	3	2.0	0	2	8	0	3	16	19.3	
vs Santa Clara	11/22/2021	*	36:16	4-15	.267	0-4	.000	2-3	.667	0	5	5	2.8	2	7	2	0	1	10	17.0	
vs Pepperdine	11/24/2021	*	31:09	4-10	.400	0-3	.000	8-11	.727	0	5	5	3.2	3	3	2	0	0	16	16.8	
Austin Peay	11/29/2021	*	27:46	5-15	.333	2-7	.286	0-0	.000	0	2	2	3.0	1	3	3	0	0	12	16.0	
Oral Roberts	12/02/2021	*	32:59	5-18	.278	2-7	.286	1-2	.500	0	3	3	3.0	1	7	2	0	0	13	15.6	
vs Utah	12/08/2021	*	36:38	9-17	.529	3-6	.500	7-8	.875	0	8	8	3.6	2	4	2	0	1	28	17.1	
vs Texas A&M	12/11/2021	*	33:00	4-14	.286	1-5	.200	3-4	.750	1	2	3	3.6	3	4	3	0	3	12	16.6	
at Georgetown	12/18/2021	*	27:00	6-13	.462	3-6	.500	5-6	.833	0	6	6	3.8	3	5	4	0	3	20	16.9	
Baylor	01/08/2022	*	36:41	9-16	.563	4-8	.500	4-7	.571	0	1	1	3.5	0	5	3	0	0	26	17.7	
Totals			11	348:56	64-159	.403	20-59	.339	47-61	.770	2	37	39	3.5	18	51	36	1	14	195	17.7

## Player Averages

Games Played	Minutes/game	Points/game	FG Pct	3FG Pct	FT Pct	Rebounds/game	Assists/game	Turnovers/game	Assist/Turnover ratio	Steals/game	Blocks/game
11	31.7	17.7	40.3	33.9	77.0	3.5	4.6	3.3		1.4	0.1



## GAME HIGHS

### Points

Season	28 (12/8/21 vs. Utah)
Career	28, 2x (last, 12/8/21 vs. Utah)

### Rebounds

Season	8 (12/8/21 vs. Utah)
Career	9, 2x (last, 1/12/21 at Oklahoma)

### Assists

Season	7 (11/22/21 vs. Santa Clara)
Career	Same

### Steals

Season	3 (11/8/21 vs. Nicholls)
Career	3, 3x (last, 11/8/21 vs. Nicholls)

### Blocks

Season	1 (11/15/21 vs. Southern Miss)
Career	1, 6x (last 11/15/21 vs. Southern Miss)

### Field Goals

Season	9, 3x (last, 1/8/22 vs. Baylor)
Career	12 (1/30/21 at Missouri)

### Field Goal Attempts

Season	17 (12/8/21 vs. Utah)
Career	20 (1/30/21 at Missouri)

### 3-Point Field Goals:

Season	4 (1/8/22 vs. Baylor)
Career	5 (1/28/21 at Kansas)

### 3-Point Field Goal Attempts

Season	8 (1/8/22 vs. Baylor)
Career	8, 3x (last, 1/8/22 vs. Baylor)

### Free Throws

Season	11 (11/11/21 vs. McNeese)
Career	Same

### Free Throw Attempts

Season	12 (11/11/21 vs. McNeese)
Career	Same

### Minutes

Season	37 (12/8/21 vs. Utah)
Career	41 (1/30/21 at Missouri)

## MISCELLANEOUS STATS

Year	Season	Career	W/L
20+ Points:	5	9	5-4
10+ Points:	10	28	17-11
10+ Rebs:	-	-	0-0
Double-Doubles:	-	-	0-0
5+ Assists:	6	14	10-4
Led Team In Points:	9	17	12-5
Led Team In Rebounds:	1	6	3-3
Led Team In Assists:	8	17	11-6



# #2 EMANUEL MILLER

6-7 | 215 | F | JR | SCARBOROUGH, ONTARIO | PROLIFIC PREP - CALIF. (TEXAS A&M)

## Highlights

Ranks fifth in the Big 12 in rebounds, 6.8

Ranks second in the Big 12 in offensive rebounds, 3.0

Ranks second in double-doubles, 4

Recorded back-to-back double-doubles to open the season, the first to do so at TCU since Kevin Samuel did it three times in 2019

**Prior to this season:** As a sophomore at Texas A&M - Played in 17 games, making 13 starts ... Ranked first in the SEC in field goal percentage (57.1%), second in rebounding per game (8.2), seventh in points per game (16.2 ppg) and ninth in free throw percentage (81.7%) ... Finished with a team-high six double-doubles, five of which Miller scored 20-or-more points, which is the most in a season by an Aggie since 1995 ... Shot 15-of-16 from the line which is tied for 10th in Aggie history in free throws made in a single game ... Recorded a career-high 28 points off 10-of-15 shooting, and was 8-of-9 from the line at South Carolina ... **As a freshman at Texas A&M** - Played in all 30 games, making 25 starts ... Notched three rebounds along with two points in his collegiate debut versus Northwestern State ... Registered his first career double-double with 10 points and 13 rebounds against Missouri ... Miller's nine offensive rebounds against the Tigers marked the most since Jan. 30 2017, when Tyler Davis had 11 against Arkansas ... Snagged a team-high eight rebounds at South Carolina ... Scored a team-high 19 points off 5-of-6 shooting from the field and 8-of-9 from the charity stripe against Florida ... Led the Aggies with a career-high 21 points and hauled in 10 rebounds in the win over Georgia. **Prior to TCU** - Four-star prospect by Rivals.com and ESPN.com ... Ranked No. 108 nationally by Rivals.com ... Ranked as the No. 21 power forward nationally by Rivals.com ... Averaged 17.3 points, 7.3 rebounds and 1.5 assists while competing for Canada at the 2018 FIBA U18 Americas Championship ... Scored 31 points and hauled in 14 rebounds in the semifinal game against Puerto Rico at the Americas Championship ... Helped lead Canada to its first-ever gold medal at the 2017 FIBA U19 World Cup held in Egypt.

**Personal:** Born June 19, 2000... Leonard Miller and Carline Bailey.



## GAME HIGHS

### Points

Season 18 (12/21/21 vs. Grambling)

Career 28 (1/6/21 at South Carolina)

### Rebounds

Season 13, 2x (last, 11/15/21 vs. Southern Miss)

Career 14 (12/8/19 vs. Texas)

### Assists

Season 3 (12/18/21 at Georgetown)

Career 4, 2x (last, 3/6/21 at Arkansas)

### Steals

Season 3, 2x (last, 12/11/21 vs. Texas A&M)

Career 4 (12/30/19 vs. Texas Southern)

### Blocks

Season 3 (12/18/21 at Georgetown)

Career Same

### Field Goals

Season 6, 3x (last, 12/21/21 vs. Grambling)

Career 10 (1/6/21 at South Carolina)

### Field Goal Attempts

Season 12 (11/11/21 vs. McNeese)

Career 17 (3/3/21 vs. Mississippi State)

### 3-Point Field Goals:

Season 2 (11/22/21 vs. Santa Clara)

Career 4 (11/22/21 vs. Santa Clara)

### 3-Point Field Goal Attempts

Season 4 (11/22/21 vs. Santa Clara)

Career Same

### Free Throws

Season 5 (12/21/21 vs. Grambling)

Career 15 (12/2/20 vs. Tarleton)

### Free Throw Attempts

Season 7 (12/21/21 vs. Grambling)

Career 16 (12/2/10 vs. Tarleton)

### Minutes

Season 33 (12/11/21 vs. Texas A&M)

Career 37 (3/6/21 at Arkansas)

## MISCELLANEOUS STATS

Year	Season	Career	TCU W/L
20+ Points:	-	9	0-0
10+ Points:	7	28	7-0
10+ Rebs:	4	16	4-0
Double-Doubles:	4	12	4-0
5+ Assists:	-	-	0-0
Led Team In Points:	-	13	0-0
Led Team In Rebounds:	5	32	4-1
Led Team In Assists:	-	-	0-0

				Field Goals		3-Point		F-Throws		Rebounds								Scoring		
SEASON	TEAM	GP-GS	MIN/AVG	FG-FGA	FG%	3FG-3FGA	3FG%	FT-FTA	FT%	OFF	DEF	TOT	AVG	PF-FO	A	TO	BLK	STL	PTS	AVG
2019-20	TA&M	30-25	736/24.5	65-161	.404	3-21	.143	58-94	.617	60	130	190	6.3	58-0	26	35	2	21	191	6.4
2020-21	TA&M	17-13	538/31.7	100-175	.571	0-6	.000	76-93	.817	52	88	140	8.2	35-0	24	46	2	14	276	16.2
2021-22	TCU	12-12	333/27.7	50-108	.463	5-21	.238	23-34	.676	36	46	82	6.8	18-0	11	16	9	14	128	10.7
TOTAL FOR TCU		12-12	333/27.7	50-108	.463	5-21	.238	23-34	.676	36	46	82	6.8	18-0	11	16	9	14	128	10.7
TOTAL		59-50	1608/27.2	215-444	.484	8-48	.167	157-221	.710	148	264	412	7.0	111-0	61	97	13	49	595	10.1

## #2 MILLER, Emanuel

Opponent	Date	GS	MIN	Total		3-Pointers		Free throws		Rebounds				PF	A	TO	BLK	STL	PTS	AVG
				FG-FGA	PCT	3FG-3FGA	PCT	FT-FTA	PCT	OFF	DEF	TOT	AVG							
McNeese	11/11/2021	*	25:48	4-12	.333	0-1	.000	4-6	.667	5	8	13	13.0	1	0	1	1	2	12	12.0
Southern Miss.	11/15/2021	*	25:40	5-11	.455	0-1	.000	2-3	.667	5	8	13	13.0	0	0	3	1	2	12	12.0
Nicholls St.	11/18/2021	*	26:50	3-6	.500	0-0	.000	3-5	.600	1	3	4	10.0	0	0	0	0	0	9	11.0
vs Santa Clara	11/22/2021	*	29:20	3-10	.300	2-4	.500	1-2	.500	2	1	3	8.3	1	0	1	0	3	9	10.5
vs Pepperdine	11/24/2021	*	31:32	6-10	.600	0-2	.000	3-4	.750	6	4	10	8.6	3	2	3	1	0	15	11.4
Austin Peay	11/29/2021	*	26:22	4-7	.571	0-1	.000	0-1	.000	2	3	5	8.0	0	1	0	0	2	8	10.8
Oral Roberts	12/02/2021	*	23:29	3-7	.429	1-3	.333	3-4	.750	2	3	5	7.6	2	0	2	2	1	10	10.7
vs Utah	12/08/2021	*	27:51	5-12	.417	0-2	.000	0-0	.000	1	3	4	7.1	3	1	0	0	0	10	10.6
vs Texas A&M	12/11/2021	*	33:00	6-9	.667	1-2	.500	0-0	.000	2	1	3	6.7	2	1	2	0	3	13	10.9
at Georgetown	12/18/2021	*	28:47	3-8	.375	0-1	.000	2-2	1.000	2	3	5	6.5	3	3	1	3	1	8	10.6
Grambling	12/21/2021	*	25:36	6-9	.667	1-3	.333	5-7	.714	6	4	10	6.8	2	2	2	1	0	18	11.3
Baylor	01/08/2022	*	28:44	2-7	.286	0-1	.000	0-0	.000	2	5	7	6.8	1	1	1	0	0	4	10.7
Totals			12 332:58	50-108	.463	5-21	.238	23-34	.676	36	46	82	6.8	18	11	16	9	14	128	10.7

## Player Averages

Games Played	Minutes/game	Points/game	FG Pct	3FG Pct	FT Pct	Rebounds/game	Assists/game	Turnovers/game	Assist/Turnover ratio	Steals/game	Blocks/game
12	27.7	10.7	46.3	23.8	67.6	6.8	0.9	1.3	0.7	1.2	0.8

# #3 FRANCISCO FARABELLO

6-3 | 178 | G | JR | CANADA DE GOMEZ, ARGENTINA | NBA GLOBAL ACADEMY (AUS.)

## Highlights

Is 15-of-15 from the free throw line.

**Prior to this season:** As a **sophomore** - Played in nine games and made five starts... Playing time was severely limited due to COVID-19 protocol... Averaged 5.3 points, 1.7 rebounds and 2.3 assists... Scored a season-high 10 points against Tulsa (11/28/20)... Had seven assists and zero turnovers against Northwestern State (12/3/20)... Had 21 assists and only four turnovers for the season... Had a season-high five rebounds at Kansas State (1/2/21)... Was the team's most accurate 3-point shooter at 44.8 percent (13-of-29). **As a freshman** - Played in 30 games and made seven starts... Scored 10 or more points twice including a season-high 11 against Air Force (11/18/19)... Led the team in assists six times and had a season-high seven assists against Louisiana (11/12/19)... Recorded a season-high four steals against Wyoming (11/26/19)... Made multiple 3-pointers in a game seven times... Made a season-high three 3-pointers against Air Force (11/18/19)... **Prior to TCU** - Earned a four-star rating by 247Sports.com, a national ranking of 105 and ranked as the 10th best point guard in the class... Joined the NBA Global Academy in Canberra, Australia in July of 2017... During the 2018 season he averaged 7.1 points, 3.3 rebounds and 2.9 assists while shooting 49.0 percent from the field and 48.3 percent from 3-point range... Represented his home country of Argentina at the FIBA U19 World Cup in the summer of 2019 in Crete, Greece... Averaged 6.4 points, 3.7 rebounds and 4.0 assists and helped Argentina finish in 11th place... Played for Argentina in the FIBA U18 Americas Championship in St. Catharines, Ontario, Canada and averaged 8.3 points, 5.3 assists and 4.3 rebounds per game while helping Argentina win the gold medal... Played in the FIBA U17 World Championships in 2016 in Zaragoza, Spain and averaged 5.1 points, 3.6 rebounds and 3.0 assists... Participated in Basketball Without Borders Americas 2017 in Nassau Bahamas and the Basketball Without Borders Global Camp at NBA All-Star 2018 in Los Angeles... Participated in the NCAA's first Next Generation Sunday event at the 2018 Men's Final Four.

**Personal:** Born Nov. 1, 2000 in Olavarria, Argentina... Son of Daniel Farabello and Maria Peralta... Moved to Italy at a young age before moving back to Cañada de Gomez, Argentina... Has lived in six different countries (America, Argentina, Australia, Brazil, Italy and Spain)... Speaks English, Italian and Spanish... Majoring in Physical Education.



## GAME HIGHS

### Points

Season	9 (11/11/21 vs. McNeese)
Career	11 (11/18/19 vs. Air Force)

### Rebounds

Season	7 (11/15/21 vs. Southern Miss)
Career	Same

### Assists

Season	3 (11/15/21 vs. Southern Miss)
Career	7, 2x (last, 12/3/20 vs. Northwestern St.)

### Steals

Season	1 (11/29/21 vs. Austin Peay)
Career	4 (11/26/19 vs. Wyoming)

### Blocks

Season	-
Career	2 (12/14/19 vs. Lamar)

### Field Goals

Season	2, 2x (last, 11/15/21 vs. Southern Miss)
Career	6 (11/18/19 vs. Air Force)

### Field Goal Attempts

Season	3 (11/11/21 vs. McNeese)
Career	9 (11/18/19 vs. Air Force)

### 3-Point Field Goals:

Season	2, 2x (last, 12/18/21 at Georgetown)
Career	3, 2x (last, 11/28/20 vs. Tulsa)

### 3-Point Field Goal Attempts

Season	6 (12/18/21 at Georgetown)
Career	6, 3x (12/18/21 at Georgetown)

### Free Throws

Season	5 (11/18/21 vs. Nicholls)
Career	Same

### Free Throw Attempts

Season	5 (11/18/21 vs. Nicholls)
Career	Same

### Minutes

Season	30 (12/21/21 vs. Grambling)
Career	37 (1/4/20 vs. Iowa State)

## MISCELLANEOUS STATS

Year	Season	Career	W/L
20+ Points:	-	-	0-0
10+ Points:	-	3	3-0
10+ Rebs:	-	-	0-0
Double-Doubles:	-	-	0-0
5+ Assists:	-	6	5-1
Led Team In Points:	-	-	0-0
Led Team In Rebounds:	-	-	0-0
Led Team In Assists:	-	8	6-2

				Field Goals		3-Point		F-Throws		Rebounds								Scoring			
SEASON	TEAM	GP-GS	MIN/AVG	FG-FGA	FG%	3FG-3FGA	3FG%	FT-FTA	FT%	OFF	DEF	TOT	AVG	PF-FO	A	TO	BLK	STL	PTS	AVG	
2019-20	TCU	30-7	614/20.5	38-93	.409	25-61	.410	11-13	.846	5	38	43	1.4	36-0	65	36	4	24	112	3.7	
2020-21	TCU	9-5	220/24.5	17-39	.436	13-29	.448	1-5	.200	0	15	15	1.7	11-0	21	4	0	10	48	5.3	
2021-22	TCU	12-4	231/19.2	13-42	.310	11-35	.314	15-15	1.000	2	29	31	2.6	9-0	15	3	0	4	52	4.3	
TOTAL		51-16	1065/20.9	68-174	.391	49-125	.392	27-33	.818	7	82	89	1.7	56-0	101	43	4	38	212	4.2	

## #3 FARABELLO, Francisco

			Total			3-Pointers			Free throws			Rebounds									
Opponent	Date	GS	MIN	FG-FGA	PCT	3FG-3FGA	PCT	FT-FTA	PCT	OFF	DEF	TOT	AVG	PF	A	TO	BLK	STL	PTS	AVG	
McNeese	11/11/2021		24:16	2-3	.667	1-2	.500	4-4	1.000	0	5	5	5.0	2	1	0	0	0	9	9.0	
Southern Miss.	11/15/2021	*	24:57	2-4	.500	2-3	.667	2-2	1.000	1	6	7	6.0	0	3	0	0	0	8	8.5	
Nicholls St.	11/18/2021	*	29:20	1-4	.250	1-4	.250	5-5	1.000	0	3	3	5.0	0	1	0	0	0	8	8.3	
vs Santa Clara	11/22/2021	*	17:36	0-3	.000	0-3	.000	0-0	.000	0	0	0	3.8	1	1	0	0	0	0	6.3	
vs Pepperdine	11/24/2021		09:26	1-2	.500	1-1	1.000	0-0	.000	0	2	2	3.4	0	0	1	0	0	3	5.6	
Austin Peay	11/29/2021		18:12	1-4	.250	1-4	.250	0-0	.000	0	3	3	3.3	1	1	0	0	1	3	5.2	
Oral Roberts	12/02/2021		16:03	0-2	.000	0-2	.000	0-0	.000	0	2	2	3.1	0	1	1	0	0	0	4.4	
vs Utah	12/08/2021		14:60	0-2	.000	0-2	.000	2-2	1.000	0	1	1	2.9	1	2	0	0	0	2	4.1	
vs Texas A&M	12/11/2021		13:00	1-2	.500	0-1	.000	0-0	.000	0	2	2	2.8	2	1	0	0	0	2	3.9	
at Georgetown	12/18/2021		17:41	2-7	.286	2-6	.333	0-0	.000	0	0	0	2.5	0	2	1	0	0	6	4.1	
Grambling	12/21/2021	*	29:32	2-4	.500	2-4	.500	2-2	1.000	1	4	5	2.7	1	1	0	0	2	8	4.5	
Baylor	01/08/2022		15:33	1-5	.200	1-3	.333	0-0	.000	0	1	1	2.6	1	1	0	0	1	3	4.3	
Totals		4	230:36	13-42	.310	11-35	.314	15-15	1.000	2	29	31	2.6	9	15	3	0	4	52	4.3	

## Player Averages

Games Played	Minutes/ game	Points/ game	FG Pct	3FG Pct	FT Pct	Rebounds/ game	Assists/ game	Turnovers/ game	Assist/Turnover ratio	Steals/ game	Blocks/ game
12	19.2	4.3	31.0	31.4	100.0	2.6	1.3	0.3	5.0	0.3	0.0

# #4 EDDIE LAMPKIN JR.

6-11 | 268 | C | FR | HOUSTON, TEXAS | MORTON RANCH HS

## Highlights

Leads the Big 12 in offensive rebounds per game, 3.3

Ranks 13th in the Big 12 in rebounds per game, 5.7

Has two double-doubles this season.

**Prior to this season: As a freshman** - Played limited minutes in 10 games... Scored a season-high three points and had two rebounds in the final game of the season vs. Kansas State (3/10/21)... Had at two rebounds in three games. **Prior to TCU** - Ranked No. 9 in the state of Texas for the class of 2020 according to TexasHoops.com... Earned a four-star rating from ESPN.com Averaged 11.6 points and 10.9 rebounds as a senior and led Morton Ranch High School to its first-ever regional tournament berth, but fell in the 6A regional semifinals and finished with a record of 27-9 (12-0 in district)... Morton Ranch had won 30 consecutive district games, believed to be the best streak in Katy ISD boys basketball... Averaged 14 points, 10 rebounds and 2.4 assists as a junior during the 2018-19 season to lead Morton Ranch to a 27-7 record (12-0 in district)... Averaged 11.5 points and 3.4 rebounds as a sophomore during the 2017-18 season while Morton Ranch finished with a record of 24-10... Attended the Steph Curry Select Camp and earned MVP of the Steph Curry UnderArmour game during the summer of 2019.

**Personal:** Born May 14, 2001... Son of Eddie Lampkin Sr. and Vanessa Lampkin... Majoring in business information systems.



## GAME HIGHS

### Points

Season 12 (11/29/21 vs. Austin Peay)

Career Same

### Rebounds

Season 12 (11/29/21 vs. Austin Peay)

Career Same

### Assists

Season 2 (11/29/21 vs. Austin Peay)

Career Same

### Steals

Season 1 (11/15/21 vs. Southern Miss)

Career 1, 5x (last, 11/15/21 vs. Southern Miss)

### Blocks

Season 2 (12/11/21 vs. Texas A&M)

Career Same

### Field Goals

Season 5 (12/11/21 vs. Texas A&M)

Career Same

### Field Goal Attempts

Season 8 (11/29/21 vs. Austin Peay)

Career Same

### 3-Point Field Goals:

Season -

Career -

### 3-Point Field Goal Attempts

Season -

Career -

### Free Throws

Season 4 (11/29/21 vs. Austin Peay)

Career Same

### Free Throw Attempts

Season 7 (11/29/21 vs. Austin Peay)

Career Same

### Minutes

Season 28 (12/2/21 vs. Oral Roberts)

Career Same

## MISCELLANEOUS STATS

Year	Seas./Car.	W/L
20 + Points:	-	0-0
10+ Points:	1	1-0
10+ Rebs:	1	1-0
Double-Doubles:	2	2-0
5 + Assists:	-	0-0
Led Team In Points:	1	1-0
Led Team In Rebounds:	3	3-0
Led Team In Assists:	-	0-0

				Field Goals		3-Point		F-Throws		Rebounds								Scoring		
SEASON	TEAM	GP-GS	MIN/AVG	FG-FGA	FG%	3FG-3FGA	3FG%	FT-FTA	FT%	OFF	DEF	TOT	AVG	PF-FO	A	TO	BLK	STL	PTS	AVG
2020-21	TCU	10-0	32/3.2	2-5	.400	0-0	.000	2-6	.333	4	5	9	0.9	8-0	1	2	1	4	6	0.6
2021-22	TCU	12-11	198/16.5	27-46	.587	0-0	.000	9-19	.474	39	30	69	5.8	27-1	5	9	3	3	63	5.3
TOTAL		22-11	230/10.5	29-51	.569	0-0	.000	11-25	.440	43	35	78	3.5	35-1	6	11	4	7	69	3.1

## #4 LAMPKIN, Eddie

Opponent	Date	GS	MIN	Total		3-Pointers		Free throws		Rebounds				PF	A	TO	BLK	STL	PTS	AVG
				FG-FGA	PCT	3FG-3FGA	PCT	FT-FTA	PCT	OFF	DEF	TOT	AVG							
McNeese	11/11/2021	*	12:55	3-4	.750	0-0	.000	2-4	.500	4	2	6	6.0	1	0	1	0	0	8	8.0
Southern Miss.	11/15/2021		13:03	3-6	.500	0-0	.000	0-0	.000	4	1	5	5.5	2	1	1	0	1	6	7.0
Nicholls St.	11/18/2021	*	13:59	0-0	.000	0-0	.000	0-0	.000	1	3	4	5.0	2	0	1	0	0	0	4.7
vs Santa Clara	11/22/2021	*	10:27	1-1	1.000	0-0	.000	0-0	.000	0	2	2	4.3	2	0	1	0	0	2	4.0
vs Pepperdine	11/24/2021	*	11:35	2-2	1.000	0-0	.000	0-0	.000	0	1	1	3.6	2	0	0	0	0	4	4.0
Austin Peay	11/29/2021	*	22:05	4-8	.500	0-0	.000	4-7	.571	7	5	12	5.0	2	2	0	0	0	12	5.3
Oral Roberts	12/02/2021	*	28:01	4-6	.667	0-0	.000	0-0	.000	4	1	5	5.0	3	0	0	1	0	8	5.7
vs Utah	12/08/2021	*	08:29	0-2	.000	0-0	.000	1-2	.500	1	1	2	4.6	3	0	0	0	0	1	5.1
vs Texas A&M	12/11/2021	*	23:00	5-7	.714	0-0	.000	0-2	.000	7	3	10	5.2	2	0	2	2	1	10	5.7
at Georgetown	12/18/2021	*	17:36	4-7	.571	0-0	.000	1-2	.500	4	5	9	5.6	3	1	0	0	0	9	6.0
Grambling	12/21/2021	*	17:38	1-2	.500	0-0	.000	1-2	.500	4	3	7	5.7	5	0	3	0	0	3	5.7
Baylor	01/08/2022	*	19:18	0-1	.000	0-0	.000	0-0	.000	3	3	6	5.8	0	1	0	0	1	0	5.3
Totals			11 198:06	27-46	.587	0-0	.000	9-19	.474	39	30	69	5.8	27	5	9	3	3	63	5.3

## Player Averages

Games Played	Minutes/ game	Points/ game	FG Pct	3FG Pct	FT Pct	Rebounds/ game	Assists/ game	Turnovers/ game	Assist/Turnover ratio	Steals/ game	Blocks/ game
12	16.5	5.3	58.7	0.0	47.4	5.8	0.4	0.8	0.6	0.3	0.3

# #5 CHUCK O'BANNON JR.

6-6 | 215 | F | R-SR | LAS VEGAS, NEV. | BISHOP GORMAN HS (USC)

## Highlights

Started the last three games

Scored a career-high 19 points against Grambling

Has scored in double figures seven times this season. Scored in double figures five times all of last season.

Averaging 16 points per game over the last four games

Has made 12 of his last 24 3-point attempts

**Prior to this season:** As a junior at USC - Played in 25 games and made 18 starts... Had a season-high 18 points against Kansas (1/5/21), one of five games of scoring 10 or more points... Also made a season-best four 3-pointers on six attempts at KU... Had 17 points and five rebounds at Missouri (1/30/21)... The fourth-best rebounder on the team, had 11 games of five or more boards... Had a season-high nine rebounds in his TCU debut against Houston Baptist (1/5/21)... Made at least one 3 pointer in five straight games and in 11 of his last 12... Made 28 3-pointers, the third-most on the team... Was fourth on the team in free throw shooting at 75.6 percent... **As a junior at USC** - Played in three games for USC, the last coming on Nov. 12 vs. South Dakota State... Was 0-for-5 shooting and made both of his free throws during the season... Hurt his left hand in practice on Nov. 25, which required surgery... **As a sophomore at USC** - While at USC, Suffered a left pinky injury in practice on Nov. 9 which would require surgery on Nov. 13 and he used the campaign as a redshirt season. He played 10 minutes in the first game of the year vs. Robert Morris on Nov. 6, 2018... **As a freshman at USC** - Appeared in 14 games for USC, scoring 18 points and grabbing nine rebounds... He played in the season opener vs. CS Fullerton on Nov. 10, 2017 and had two rebounds and an assist in nine minutes of action... Scored his first points as a Trojan from the free throw line on Nov. 22, 2017 vs. Lehigh... Was 2-for-2 in that game and made all seven attempts from the charity stripe he took during the season... Scored his first field goal and added two rebounds vs. Santa Clara on Dec. 14, 2017... Played a season-high 14 minutes vs. Princeton on Dec. 19, 2017 and had a season-best two steals... Scored a season-high five points, made his first 3-pointer and had two rebounds vs. Akron on Dec. 22, 2017... Made his only shot in USC's Pac-12 semifinal win vs. Oregon on March 9, 2018... **Prior to USC** - The five-star recruit was ranked the No. 28 prospect on the ESPN Top 100 list and the No. 6 small forward in the 2017 class... Was a 2017 McDonald's All-American and scored 10 points, had three rebounds and dished out two assists in the McDonald's All-American game on March 29, 2017 in Chicago, Ill... The All-State wing led Bishop Gorman High to a 22-9 record his senior season while averaging 21.4 points, 8.1 rebounds and 4.0 assists... Helped lead Bishop Gorman to four of its six consecutive state 4A titles, including a 62-58 comeback win over Clark in the 2017 title game in which he scored 36 points and grabbed 11 rebounds.

**Personal:** Born March 1, 1999 in Long Beach, Calif... Son of Valencia and Charles O'Bannon... Father, Charles, was a starter on UCLA's 1995 national championship team and went on to be a second-round pick in the 1997 NBA draft... Uncle, Ed O'Bannon, also was a star on the 1994-95 Bruins team and was the ninth overall pick in the 1995 NBA draft... Lived in Japan from ages 2-14.

				Field Goals		3-Point		F-Throws		Rebounds								Scoring		
SEASON	TEAM	GP-GS	MIN/AVG	FG-FGA	FG%	3FG-3FGA	3FG%	FT-FTA	FT%	OFF	DEF	TOT	AVG	PF-FO	A	TO	BLK	STL	PTS	AVG
2017-18	USC	14-0	72/5.1	5-23	.217	1-8	.125	7-7	1.000	1	8	9	0.6	10-0	2	2	0	4	18	1.3
2018-19	USC	1-0	10/9.9	0-1	.000	0-0	.000	0-0	.000	0	1	1	1.0	0-0	0	0	0	0	0	0.0
2019-20	USC	3-0	18/6.1	0-5	.000	0-0	.000	2-2	1.000	4	0	4	1.3	3-0	1	3	0	2	2	0.7
2020-21	TCU	25-16	44/18.0	55-135	.407	28-76	.368	31-41	.756	26	70	96	3.8	42-0	13	21	13	19	169	6.8
2021-22	TCU	12-3	26/22.2	44-94	.468	18-44	.409	15-22	.682	17	31	48	4.0	17-0	18	11	7	12	121	10.1
TOTAL FOR TCU		37-19	716/19.3	99-229	.432	46-120	.383	46-63	.730	43	101	144	3.9	59-0	31	32	20	31	290	7.8
TOTAL		55-19	816/14.8	104-258	.403	47-128	.367	55-72	.764	48	110	158	2.9	72-0	34	37	20	37	310	5.6

## #5 O'BANNON, Charles

2021-22 Season, Games																					
Opponent	Date	GS	MIN	Total		3-Pointers		Free throws		Rebounds				PF	A	TO	BLK	STL	PTS	AVG	
				FG-FGA	PCT	3FG-3FGA	PCT	FT-FTA	PCT	OFF	DEF	TOT	AVG								
McNeese	11/11/2021		26:11	3-6	.500	2-3	.667	2-4	.500	2	2	4	4.0	2	3	0	0	2	10	10.0	
Southern Miss.	11/15/2021		16:27	1-4	.250	1-3	.333	0-0	.000	1	2	3	3.5	2	2	0	0	0	3	6.5	
Nicholls St.	11/18/2021		15:56	2-7	.286	1-5	.200	1-1	1.000	0	0	0	2.3	1	1	0	0	1	6	6.3	
vs Santa Clara	11/22/2021		16:39	2-4	.500	0-1	.000	2-4	.500	1	1	2	2.3	4	2	0	0	0	6	6.3	
vs Pepperdine	11/24/2021		23:49	5-10	.500	2-5	.400	0-0	.000	2	2	4	2.6	0	0	2	0	1	12	7.4	
Austin Peay	11/29/2021		15:03	2-7	.286	0-2	.000	0-0	.000	2	0	2	2.5	0	0	0	0	1	4	6.8	
Oral Roberts	12/02/2021		24:26	5-8	.625	2-2	1.000	0-0	.000	2	4	6	3.0	1	1	1	2	3	12	7.6	
vs Utah	12/08/2021		18:53	2-5	.400	0-1	.000	0-0	.000	1	2	3	3.0	1	0	0	1	1	4	7.1	
vs Texas A&M	12/11/2021		24:00	6-11	.545	1-3	.333	5-6	.833	0	3	3	3.0	2	1	3	2	1	18	8.3	
at Georgetown	12/18/2021	*	27:32	6-10	.600	3-6	.500	0-0	.000	3	4	7	3.4	2	2	0	0	0	15	9.0	
Grambling	12/21/2021	*	27:24	5-12	.417	4-8	.500	5-7	.714	1	7	8	3.8	1	3	2	0	1	19	9.9	
Baylor	01/08/2022	*	30:22	5-10	.500	2-5	.400	0-0	.000	2	4	6	4.0	1	3	3	1	1	12	10.1	
Totals			3	266:42	44-94	.468	18-44	.409	15-22	.682	17	31	48	4.0	17	18	11	7	12	121	10.1

## Player Averages

Games Played	Minutes/game	Points/game	FG Pct	3FG Pct	FT Pct	Rebounds/game	Assists/game	Turnovers/game	Assist/Turnover ratio	Steals/game	Blocks/game
12	22.2	10.1	46.8	40.9	68.2	4.0	1.5	0.9	1.6	1.0	0.6



## GAME HIGHS

### Points

Season 19 (12/21/21 vs. Grambling)

Career Same

### Rebounds

Season 8 (12/21/21 vs. Grambling)

Career 9 (11/25/20 vs. Houston Baptist)

### Assists

Season 3, 3x (last, 1/8/22 vs. Baylor)

Career Same

### Steals

Season 3 (12/2/21 vs. Oral Roberts)

Career 3 (12/16/20 at Oklahoma State)

### Blocks

Season 2, 2x (last, 12/11/21 vs. Texas A&M)

Career 2, 3x (last, 12/11/21 vs. Texas A&M)

### Field Goals

Season 6, 2x (last, 12/18/21 at Georgetown)

Career 6, 4x (last, 12/18/21 at Georgetown)

### Field Goal Attempts

Season 12 (12/21/21 vs. Grambling)

Career Same

### 3-Point Field Goals:

Season 4 (12/21/21 vs. Grambling)

Career 4, 2x (last, 12/21/21 vs. Grambling)

### 3-Point Field Goal Attempts

Season 8 (12/21/21 vs. Grambling)

Career Same

### Free Throws

Season 5, 2x (last, 12/21/21 vs. Grambling)

Career Same

### Free Throw Attempts

Season 7 (12/21/21 vs. Grambling)

Career Same

### Minutes

Season 30 (1/8/22 vs. Baylor)

Career 33 (1/30/21 at Missouri)

## MISCELLANEOUS STATS

Year	Season	Career	W/L
20 + Points:	-	-	0-0
10+ Points:	7	12	9-3
10+ Rebs:	-	-	0-0
Double-Doubles:	-	-	0-0
5 + Assists:	-	-	0-0
Led Team In Points:	2	3	2-1
Led Team In Rebounds:	-	3	0-3
Led Team In Assists:	-	-	0-0



# #10 DAMION BAUGH

6-4 | 195 | G | JR | NASHVILLE, TENN. | TENNESSEE PREP ACADEMY (MEMPHIS)

## Highlights

Recorded TCU's first double-double with points and assists in three seasons when he had 13 points and a career-high 11 assists vs. Gramling (12/21/21)

One of eight different TCU players to record 10 or more points and 10 or more assists in a game since 1996-97

Left game with ankle injury in second half vs. McNeese and did not play vs. Southern Miss, Nicholls and Santa Clara.

**Prior to this season:** As a sophomore at Memphis - Played in 26 games while starting four times... Averaged 3.4 points, 2.6 rebounds and 1.9 assists per game... Season-high 10 points came in the team's opening game vs. Saint Mary's (CA) (11/25/20)... Recorded five or more rebounds six times... Shot 41.5 percent from the field... Team finished 20-8 and won the National Invitation Tournament... **As a freshman at Memphis** - Started 25 of 31 games, including the first 15 of his career... Averaged 4.1 points, 3.6 rebounds and finished with 86 assists (2.8 per game), second on the team... Dished out eight assists in the season opener against South Carolina State, the most by a Tiger in a season opener since the 1984-85 season... Scored a season-high 15 points in the Dec. 30 American Athletic Conference opener against Tulane... Instrumental in the upset of Tennessee on Dec. 14 in Knoxville, scoring seven of his 10 points in the second half... Also, stripped ball away from a Tennessee player after a rebound under the Memphis goal and put in back in the hoop for a 44-43 lead with just under four minutes remaining... With 1:43 to go in Knoxville, he dropped in a 3-pointer - one of five during the season - for a 49-47 Tigers' advantage... Played a season-high 31 minutes against No 14 Oregon Nov. 12 in Portland... Set 11 of his career highs in the month of December... Averaged 7.5 points, 4.0 rebounds and 3.5 assists in six December games... Team finished 21-10... **Prior to Memphis** - Played his junior and senior seasons in Memphis at Tennessee Prep Academy... Averaged 23.5 points and 10 rebounds his senior season and recorded 10 triple-doubles... Played his first two high school seasons at Cane Ridge High in Nashville... Was listed as a four-star prospect in 247Sports' Independent Ranking... Listed as the No. 4 prospect in Tennessee and the No. 93 player overall in the Class of 2019 according to 247Sports... Rivals.com ranked Baugh as the No. 86 prospect in the nation and was given a four-star rating.

**Personal:** Born Aug. 3, 2000... Damon and Samantha Baugh.



## GAME HIGHS

### Points

Season 13, 2x (last, 12/21/21 vs. Grambling)

Career 15 (12/30/19 vs. Tulane)

### Rebounds

Season 8 (12/11/21 vs. Texas A&M)

Career Same

### Assists

Season 11 (12/21/21 vs. Grambling)

Career Same

### Steals

Season 3 (12/2/21 vs. Oral Roberts)

Career 7 (12/28/19 vs. New Orleans)

### Blocks

Season 1 (12/2/21 vs. Oral Roberts)

Career 2, 2x (last 12/4/20 vs. Central Arkansas)

### Field Goals

Season 6, 2x (last, 12/21/21 vs. Grambling)

Career 7 (12/30/19 vs. Tulane)

### Field Goal Attempts

Season 11 (12/21/21 vs. Grambling)

Career 11, 2x (last, 12/21/21 vs. Grambling)

### 3-Point Field Goals:

Season 3 (12/18/21 at Georgetown)

Career Same

### 3-Point Field Goal Attempts

Season 4 (12/18/21 at Georgetown)

Career Same

### Free Throws

Season 9 (12/11/21 vs. Texas A&M)

Career Same

### Free Throw Attempts

Season 10 (12/11/21 vs. Texas A&M)

Career Same

### Minutes

Season 36 (12/18/21 at Georgetown)

Career Same

## MISCELLANEOUS STATS

Year	Season	Career	TCU W/L
20+ Points:	-	-	0-0
10+ Points:	3	7	2-1
10+ Rebs:	-	-	0-0
Double-Doubles:	1	1	1-0
5+ Assists:	2	7	2-0
Led Team In Points:	1	1	1-0
Led Team In Rebounds:	-	-	0-0
Led Team In Assists:	4	14	4-0

SEASON	TEAM	GP-GS	MIN/AVG	Field Goals		3-Point		F-Throws		Rebounds				Scoring			
				FG-FGA	FG%	3FG-3FGA	3FG%	FT-FTA	FT%	OFF	DEF	TOT	AVG	PF-FO	A	TO	BLK STL
2019-20	Mem	31-25	640/20.6	49-112	.438	5-17	.294	24-43	.558	25	87	112	3.6	75-1	86	66	9 35
2020-21	Mem	26-4	509/19.6	34-82	.415	5-19	.263	15-22	.682	13	55	68	2.6	39-0	50	36	7 25
2021-22	TCU	9-8	242/26.9	29-65	.446	5-18	.278	17-20	.850	3	34	37	4.1	11-0	37	24	1 12
TOTAL FOR TCU		9-8	242/26.9	29-65	.446	5-18	.278	17-20	.850	3	34	37	4.1	11-0	37	24	1 12
TOTAL		66-37	1391/21.1	112-259	.432	15-54	.278	56-85	.659	41	176	217	3.3	125-1	173	126	17 72

## #10 BAUGH, Damion

Opponent	Date	GS	MIN	Total		3-Pointers		Free throws		Rebounds				PF	A	TO	BLK	STL	PTS	AVG
				FG-FGA	PCT	3FG-3FGA	PCT	FT-FTA	PCT	OFF	DEF	TOT	AVG							
McNeese	11/11/2021	*	12:53	2-4	.500	1-2	.500	1-2	.500	1	0	1	1.0	0	3	2	0	2	6	6.0
vs Pepperdine	11/24/2021		20:33	3-7	.429	0-3	.000	2-2	1.000	0	3	3	2.0	0	3	3	0	2	8	7.0
Austin Peay	11/29/2021	*	20:50	2-5	.400	0-1	.000	2-2	1.000	0	3	3	2.3	1	3	3	0	0	6	6.7
Oral Roberts	12/02/2021	*	29:37	6-8	.750	1-3	.333	0-0	.000	0	4	4	2.8	0	3	1	1	3	13	8.3
vs Utah	12/08/2021	*	26:36	3-8	.375	0-0	.000	0-0	.000	0	5	5	3.2	1	5	1	0	2	6	7.8
vs Texas A&M	12/11/2021	*	33:00	0-4	.000	0-2	.000	9-10	.900	0	8	8	4.0	3	4	2	0	1	9	8.0
at Georgetown	12/18/2021	*	36:06	3-9	.333	3-4	.750	0-0	.000	0	7	7	4.4	1	1	2	0	2	9	8.1
Grambling	12/21/2021	*	33:41	6-11	.545	0-2	.000	1-2	.500	1	3	4	4.4	2	11	3	0	0	13	8.8
Baylor	01/08/2022	*	28:34	4-9	.444	0-1	.000	2-2	1.000	1	1	2	4.1	3	4	7	0	0	10	8.9
Totals			8 241:50	29-65	.446	5-18	.278	17-20	.850	3	34	37	4.1	11	37	24	1	12	80	8.9

## Player Averages

Games Played	Minutes/game	Points/game	FG Pct	3FG Pct	FT Pct	Rebounds/game	Assists/game	Turnovers/game	Assist/Turnover ratio	Steals/game	Blocks/game
9	26.9	8.9	44.6	27.8	85.0	4.1	4.1	2.7	1.5	1.3	0.1

# #12 XAVIER CORK

6-9 | 228 | F | SO | SULPHUR SPRINGS, TEXAS | SULPHUR SPRINGS HS (WESTERN CAROLINA)

## Highlights

Is 8 rebounds away from 300 for his career

Team's leader in blocked shots

Did not play vs. Grambling (foot)

**Prior to this season:** As a sophomore at Western Carolina - Started all 27 games... Averaged 12.7 points, 6.1 rebounds and 1.8 assists... Led WCU and the Southern Conference in field goal percentage at 64.1 percent... Finished in double figures in 20 games, opening the season with 14 straight double-figure games... Opened the season with a 20-point performance against UNCW and surpassed the 20-point mark on three occasions... Talled a career-high 23 points in a home win over VMI... Made a career-best 10 field goals at North Carolina A&T and against VMI... Led WCU with 143 made field goals... Finished 11th in the SoCon with an average of 6.1 rebounds per game... Pulled down a career-best 14 rebounds at North Carolina A&T... Swatted a career-best five blocks against Newberry... Dished out a career-high five assists at Wofford... Made a career-best 10 free throws at Samford in 11 attempts... Turned in double-double performances against Piedmont (10 pts/10 rebounds), at North Carolina A&T (22 pts/14 rebounds), Mercer (14 pts/10 rebounds), and against The Citadel in the SoCon Tournament (14 pts/10 rebounds)... **As a freshman at Western Carolina** - Played in all 31 games with two starts... Averaged 4.1 points and 2.8 rebounds per game... In his first career start against ETSU, he scored a career-high 16 points and grabbed a career-best nine rebounds... Also finished in double figures against Samford with 11 points... Swatted a career-best three blocks at Samford... Logged a career-high 26 minutes in the double overtime win against Jacksonville... **Prior to WCU** - Attended Sulphur Springs HS... Named the District 15-5A Co-Most Valuable Player and a TABC All-Region 2 player as he helped lead the Wildcats to their first UIL State Tournament Final Four appearance since 1925.

**Personal:** Born March 24, 2001... Son of Kevin Cork and Reshemah Wright.



## GAME HIGHS

### Points

Season 7 (11/29/21 vs. Austin Peay)

Career 23 (2/10/21 vs. VMI)

### Rebounds

Season 8 (11/11/21 vs. McNeese)

Career 14 (12/12/20 vs. North Carolina A&T)

### Assists

Season 2 (11/15/21 vs. Southern Miss)

Career 5 (1/23/21 at Wofford)

### Steals

Season 2 (11/29/21 vs. Austin Peay)

Career 3 (1/11/20 vs. Mercer)

### Blocks

Season 2, 4x (last, 12/18/21 at Georgetown)

Career 5 (12/3/20 vs. Newberry)

### Field Goals

Season 3, 3x (last, 12/18/21 at Georgetown)

Career 10, 2x (last 1/18/21 at Samford)

### Field Goal Attempts

Season 5 (12/2/21 vs. Oral Roberts)

Career 11, 2x (last 1/18/21 at Samford)

### 3-Point Field Goals:

Season 2 (11/18/21 vs. Nicholls)

Career Same

### 3-Point Field Goal Attempts

Season 3 (11/18/21 vs. Nicholls)

Career Same

### Free Throws

Season 3 (11/29/21 vs. Austin Peay)

Career 10 (1/18/21 at Samford)

### Free Throw Attempts

Season 4 (11/29/21 vs. Austin Peay)

Career 11, 2x (last 1/18/21 at Samford)

### Minutes

Season 17, 3x (last, 11/24/21 vs. Pepperdine)

Career 37 (12/18/20 at College of Charleston)

## MISCELLANEOUS STATS

Year	Season	Career	TCU W/L
20+ Points:	-	3	0-0
10+ Points:	-	21	0-0
10+ Rebs:	-	6	0-0
Double-Doubles:	-	5	0-0
5+ Assists:	-	1	0-0
Led Team In Points:	-	6	0-0
Led Team In Rebounds:	1	12	1-0
Led Team In Assists:	-	-	0-0

				Field Goals		3-Point		F-Throws		Rebounds			PF-FO		A			TO		BLK		STL		Scoring	
SEASON	TEAM	GP-GS	MIN/AVG	FG-FGA	FG%	3FG-3FGA	3FG%	FT-FTA	FT%	OFF	DEF	TOT	AVG	PF	FO	A	TO	BLK	STL	PTS	AVG				
2019-20	WCU	31-2	354/11.4	55-79	.696	0-1	.000	18-37	.486	39	47	86	2.8	52-1	8	33	18	4	128	4.1					
2020-21	WCU	27-27	735/27.2	143-223	.641	0-1	.000	56-74	.757	58	108	166	6.1	80-4	48	67	37	13	342	12.7					
2021-22	TCU	11-1	147/13.4	19-32	.594	0-0	.000	7-11	.636	22	18	40	3.6	13-0	4	8	10	3	45	4.1					
TOTAL FOR TCU		11-1	147/13.4	19-32	.594	0-0	.000	7-11	.636	22	18	40	3.6	13-0	4	8	10	3	45	4.1					
TOTAL		69-30	1236/17.9	217-334	.650	0-2	.000	81-122	.664	119	173	292	4.2	145-5	60	108	65	20	515	7.5					

## #12 CORK, Xavier

Opponent	Date	GS	MIN	Total		3-Pointers		Free throws		Rebounds				PF	A	TO	BLK	STL	PTS	AVG
				FG-FGA	PCT	3FG-3FGA	PCT	FT-FTA	PCT	OFF	DEF	TOT	AVG							
McNeese	11/11/2021	*	14:28	0-2	.000	0-0	.000	0-2	.000	4	4	8	8.0	1	0	1	0	0	0	0.0
Southern Miss.	11/15/2021		17:24	1-1	1.000	0-0	.000	2-2	1.000	0	3	3	5.5	0	2	0	2	1	4	2.0
Nicholls St.	11/18/2021		15:02	2-4	.500	0-0	.000	2-3	.667	3	3	6	5.7	1	0	1	2	0	6	3.3
vs Santa Clara	11/22/2021		16:56	3-4	.750	0-0	.000	0-0	.000	3	0	3	5.0	3	0	0	2	0	6	4.0
vs Pepperdine	11/24/2021		17:12	2-2	1.000	0-0	.000	0-0	.000	0	2	2	4.4	3	0	0	0	0	4	4.0
Austin Peay	11/29/2021		12:09	2-4	.500	0-0	.000	3-4	.750	4	1	5	4.5	0	0	1	0	2	7	4.5
Oral Roberts	12/02/2021		10:24	3-5	.600	0-0	.000	0-0	.000	2	2	4	4.4	0	0	1	0	0	6	4.7
vs Utah	12/08/2021		08:13	1-1	1.000	0-0	.000	0-0	.000	1	1	2	4.1	3	1	2	1	0	2	4.4
vs Texas A&M	12/11/2021		11:00	2-3	.667	0-0	.000	0-0	.000	3	1	4	4.1	0	0	1	1	0	4	4.3
at Georgetown	12/18/2021		15:07	3-4	.750	0-0	.000	0-0	.000	1	0	1	3.8	2	0	1	2	0	6	4.5
Baylor	01/08/2022		09:27	0-2	.000	0-0	.000	0-0	.000	1	1	2	3.6	0	1	0	0	0	0	4.1
Totals		1	147:22	19-32	.594	0-0	.000	7-11	.636	22	18	40	3.6	13	4	8	10	3	45	4.1

## Player Averages

Games Played	Minutes/ game	Points/ game	FG Pct	3FG Pct	FT Pct	Rebounds/ game	Assists/ game	Turnovers/ game	Assist/Turnover ratio	Steals/ game	Blocks/ game
11	13.4	4.1	59.4	0.0	63.6	3.6	0.4	0.7	0.5	0.3	0.9

# #21 JAKOBE COLES

6-7 | 225 | F | FR | DENTON, TEXAS | GUYER HS (BUTLER)

## Highlights

Had a season-high 12 points against Grambling on Dec. 21.

**Prior to this season: As a freshman at Butler** - Sustained an injury to the meniscus in his left knee during practice on Jan. 1, 2021 (which required surgery) and missed the remainder of the season... Played in the first six games of the season, starting the Dec. 16 game at Villanova... Averaged 6.3 points and 3.3 rebounds in 17.6 minutes... Shot .636 (14-of-22) from the field and .667 (8-of-12) from the free throw line... Scored in double figures twice (10 points vs. Indiana Dec. 19 and 14 points in the win over Providence Dec. 23)... Led the team in scoring in the win over Providence... Had a season-high five rebounds in his Butler debut Nov. 25 vs. Western Michigan... **Prior to Butler** - Led Guyer to a 27-5 record as a senior, earning Texas All-State third team honors... Averaged 17.5 points, 8.5 rebounds and 3.5 assists during his senior campaign... As a junior, helped Guyer to a No. 1 ranking in the state and 34th in the national poll... Averaged 15.1 points and 8.1 rebounds per game as a junior... Scored 23 points to go along with 19 rebounds and six blocks for Guyer in an 89-86 overtime victory over Allen in a match-up of teams ranked first and second in the state of Texas during his junior season... In 2019 Nike EYBL play, Coles averaged 13.8 points and 7.4 rebounds as his Texas Titans were 17-2 while playing alongside TCU's Mike Miles and Oklahoma State's Cade Cunningham and Rondel Walker... Rated as the No. 134 player in the Class of 2020 by Rivals... ESPN ranked him as a Top 35 power forward in the Class of 2020... Four-star recruit according to Rivals, while both ESPN and 247Sports pegged him at three stars... Played for coach Grant Long at Guyer.

**Personal:** Son of Jerome and Dawn... Has one older brother, Jarek, who played basketball at Bellarmine University in Louisville, Ky... His father played basketball at Norfolk State and played professionally in the CBA.



## GAME HIGHS

### Points

Season 12 (12/21/21 vs. Grambling)

Career 14 (12/23/20 vs. Providence)

### Rebounds

Season 7 (12/8/21 vs. Utah)

Career Same

### Assists

Season 4 (12/8/21 vs. Utah)

Career Same

### Steals

Season 3 (12/11/21 vs. Texas A&M)

Career Same

### Blocks

Season 3 (11/29/21 vs. Austin Peay)

Career Same

### Field Goals

Season 4, 3x (last, 12/21/21 vs. Grambling)

Career 4, 3x (last 12/8/21 vs. Utah)

### Field Goal Attempts

Season 10 (12/8/21 vs. Utah)

Career Same

### 3-Point Field Goals:

Season 2, 3x (last, 12/8/21 vs. Utah)

Career Same

### 3-Point Field Goal Attempts

Season 6, (12/8/21 vs. Utah)

Career Same

### Free Throws

Season 3 (12/21/21 vs. Grambling)

Career 6 (12/23/20 vs. Providence)

### Free Throw Attempts

Season 4 (12/21/21 vs. Grambling)

Career 7 (12/23/20 vs. Providence)

### Minutes

Season 23 (12/8/21 vs. Utah)

Career Same

## MISCELLANEOUS STATS

Year	Season	Career	TCU W/L
20 + Points:	-	2	0-0
10+ Points:	2	3	2-0
10+ Rebs:	-	-	0-0
Double-Doubles:	-	-	0-0
5 + Assists:	-	-	0-0
Led Team In Points:	-	-	0-0
Led Team In Rebounds:	-	-	0-0
Led Team In Assists:	-	-	0-0

				Field Goals		3-Point		F-Throws		Rebounds										Scoring	
SEASON	TEAM	GP-GS	MIN/AVG	FG-FGA	FG%	3FG-3FGA	3FG%	FT-FTA	FT%	OFF	DEF	TOT	AVG	PF-FO	A	TO	BLK	STL	PTS	AVG	
2020-21	Butler	6-1	106/17.6	14-22	.636	2-7	.286	8-12	.667	6	14	20	3.3	15-1	2	7	3	2	38	6.3	
2021-22	TCU	12-0	155/12.9	25-59	.424	8-25	.320	5-9	.556	13	27	40	3.3	13-0	11	10	8	8	63	5.3	
TOTAL FOR TCU		12-0	155/12.9	25-59	.424	8-25	.320	5-9	.556	13	27	40	3.3	13-0	11	10	8	8	63	5.3	
TOTAL		18-1	261/14.5	39-81	.481	10-32	.313	13-21	.619	19	41	60	3.3	28-1	13	17	11	10	101	5.6	

## #21 COLES, JaKobe

Opponent	Date	GS	MIN	Total		3-Pointers		Free throws		Rebounds				PF	A	TO	BLK	STL	PTS	AVG
				FG-FGA	PCT	3FG-3FGA	PCT	FT-FTA	PCT	OFF	DEF	TOT	AVG							
McNeese	11/11/2021		07:54	0-2	.000	0-1	.000	0-0	.000	0	5	5	5.0	1	0	3	0	0	0	0.0
Southern Miss.	11/15/2021		14:20	4-7	.571	1-3	.333	0-0	.000	1	4	5	5.0	1	0	2	0	1	9	4.5
Nicholls St.	11/18/2021		14:29	3-5	.600	2-2	1.000	0-0	.000	1	1	2	4.0	0	1	0	1	0	8	5.7
vs Santa Clara	11/22/2021		12:45	3-5	.600	2-3	.667	0-0	.000	0	2	2	3.5	3	1	1	0	1	8	6.3
vs Pepperdine	11/24/2021		16:58	3-6	.500	0-2	.000	1-2	.500	4	0	4	3.6	1	0	2	1	0	7	6.4
Austin Peay	11/29/2021		13:38	2-3	.667	0-1	.000	0-1	.000	2	2	4	3.7	1	2	0	3	0	4	6.0
Oral Roberts	12/02/2021		06:51	1-5	.200	0-2	.000	1-2	.500	3	1	4	3.7	1	0	0	0	1	3	5.6
vs Utah	12/08/2021		23:14	4-10	.400	2-6	.333	0-0	.000	1	6	7	4.1	2	4	1	1	1	10	6.1
vs Texas A&M	12/11/2021		13:00	0-3	.000	0-0	.000	0-0	.000	0	0	0	3.7	1	0	0	1	3	0	5.4
at Georgetown	12/18/2021		11:04	1-3	.333	0-1	.000	0-0	.000	0	3	3	3.6	0	1	0	1	1	2	5.1
Grambling	12/21/2021		17:52	4-9	.444	1-3	.333	3-4	.750	1	2	3	3.5	2	2	1	0	0	12	5.7
Baylor	01/08/2022		03:14	0-1	.000	0-1	.000	0-0	.000	0	1	1	3.3	0	0	0	0	0	0	5.3
Totals		0	155:19	25-59	.424	8-25	.320	5-9	.556	13	27	40	3.3	13	11	10	8	8	63	5.3

## Player Averages

Games Played	Minutes/game	Points/game	FG Pct	3FG Pct	FT Pct	Rebounds/game	Assists/game	Turnovers/game	Assist/Turnover ratio	Steals/game	Blocks/game
12	12.9	5.3	42.4	32.0	55.6	3.3	0.9	0.8	1.1	0.7	0.7

# #25 SOULEYMANE DOUMBIA

6-11 | 235 | C | SO | ABIDJAN, IVORY COAST | NAVARRO COLLEGE

## Highlights

Recorded career-highs in points (9), rebounds (6), field goals (3), blocks (3) free throws (2) and minutes (3) vs. Grambling on Dec. 21.

**Prior to this season:** As a sophomore at Navarro - Was at one time No. 1, but ended the season rated as the No. 2 center and No. 4 JUCO player in the nation according to 247Sports... Averaged 4.0 points and 3.5 rebounds... Shot 48.6 percent from the field... Had a season-high 13 points against Tyler Junior College (1/20/21)... Finished career with 82 blocked shots, a program record... Team finished with a record of 16-6... **As a freshman at Navarro** - Averaged 10.4 points and 6.9 rebounds per game... Scored over 20 points in three games including a 32-point, 12-rebound performance against Lee College... Had six double-doubles... Recorded 14 points, 10 rebounds and a season-high eight blocked shots against Lamar State-Por Arthur... Blocked 60 shots during the season, a Navarro College record. **Prior to Navarro** - Played for the Trail International School during the 2018-19 season in Bangkok, Thailand... Originally came to the United States in the summer of 2016.

**Personal:** Born April 3, 1999... Name is pronounced Su-la-men Doom-bia.



## GAME HIGHS

### Points

Season 9 (12/21/21 vs. Grambling)  
Career Same

### Rebounds

Season 6 (12/21/21 vs. Grambling)  
Career Same

### Assists

Season 1 (11/18/21 vs. Nicholls)  
Career Same

### Steals

Season -  
Career -

### Blocks

Season 3 (12/21/21 vs. Grambling)  
Career Same

### Field Goals

Season 3 (12/21/21 vs. Grambling)  
Career Same

### Field Goal Attempts

Season 5 (12/21/21 vs. Grambling)  
Career Same

### 3-Point Field Goals:

Season 1 (12/21/21 vs. Grambling)  
Career Same

### 3-Point Field Goal Attempts

Season 2 (12/21/21 vs. Grambling)  
Career Same

### Free Throws

Season 2 (12/21/21 vs. Grambling)  
Career Same

### Free Throw Attempts

Season 2, 3x (last, 12/21/21 vs. Grambling)  
Career Same

### Minutes

Season 20 (12/21/21 vs. Grambling)  
Career Same

## MISCELLANEOUS STATS

Year	Season	TCU Career	W/L
20 + Points:	-	-	0-0
10+ Points:	-	-	0-0
10+ Rebs:	-	-	0-0
Double-Doubles:	-	-	0-0
5 + Assists:	-	-	0-0
Led Team In Points:	-	-	0-0
Led Team In Rebounds:	-	-	0-0
Led Team In Assists:	-	-	0-0

				Field Goals		3-Point		F-Throws		Rebounds										Scoring	
SEASON	TEAM	GP-GS	MIN/AVG	FG-FGA	FG%	3FG-3FGA	3FG%	FT-FTA	FT%	OFF	DEF	TOT	AVG	PF-FO	A	TO	BLK	STL	PTS	AVG	
2021-22	TCU	12-0	91/7.6	10-15	.667	1-2	.500	3-6	.500	8	12	20	1.7	5-0	1	3	8	0	24	2.0	
TOTAL		12-0	91/7.6	10-15	.667	1-2	.500	3-6	.500	8	12	20	1.7	5-0	1	3	8	0	24	2.0	

## #25 DOUMBIA, Souleymane

Opponent	Date	GS	MIN	Total		3-Pointers		Free throws		Rebounds				PF	A	TO	BLK	STL	PTS	AVG
				FG-FGA	PCT	3FG-3FGA	PCT	FT-FTA	PCT	OFF	DEF	TOT	AVG							
McNeese	11/11/2021		07:09	2-2	1.000	0-0	.000	0-0	.000	0	0	0	0.0	0	0	0	2	0	4	4.0
Southern Miss.	11/15/2021		09:33	2-2	1.000	0-0	.000	0-0	.000	1	1	2	1.0	0	0	0	0	0	4	4.0
Nicholls St.	11/18/2021		09:40	0-0	.000	0-0	.000	0-0	.000	1	3	4	2.0	0	1	0	0	0	0	2.7
vs Santa Clara	11/22/2021		07:29	0-0	.000	0-0	.000	0-2	.000	1	0	1	1.8	0	0	0	0	0	0	2.0
vs Pepperdine	11/24/2021		02:43	0-1	.000	0-0	.000	0-0	.000	0	0	0	1.4	0	0	0	1	0	0	1.6
Austin Peay	11/29/2021		05:42	0-1	.000	0-0	.000	0-0	.000	1	2	3	1.7	2	0	0	0	0	0	1.3
Oral Roberts	12/02/2021		01:13	0-0	.000	0-0	.000	0-0	.000	0	0	0	1.4	1	0	1	0	0	0	1.1
vs Utah	12/08/2021		12:13	2-3	.667	0-0	.000	1-2	.500	2	1	3	1.6	1	0	0	1	0	5	1.6
vs Texas A&M	12/11/2021		01:00	0-0	.000	0-0	.000	0-0	.000	0	0	0	1.4	0	0	1	0	0	0	1.4
at Georgetown	12/18/2021		05:19	0-0	.000	0-0	.000	0-0	.000	0	0	0	1.3	0	0	0	0	0	0	1.3
Grambling	12/21/2021		19:31	3-5	.600	1-2	.500	2-2	1.000	1	5	6	1.7	1	0	0	3	0	9	2.0
Baylor	01/08/2022		09:17	1-1	1.000	0-0	.000	0-0	.000	1	0	1	1.7	0	0	1	1	0	2	2.0
Totals			0 90:49	10-15	.667	1-2	.500	3-6	.500	8	12	20	1.7	5	1	3	8	0	24	2.0

## Player Averages

Games Played	Minutes/ game	Points/ game	FG Pct	3FG Pct	FT Pct	Rebounds/ game	Assists/ game	Turnovers/ game	Assist/Turnover ratio	Steals/ game	Blocks/ game
12	7.6	2.0	66.7	50.0	50.0	1.7	0.1	0.3	0.3	0.0	0.7



## SPECIALTY STATS

### TCU/OPP

	In Paint	Off T/O	2nd Chance	Fast Break	Bench
McNeese	30/28	18/16	20/8	26/27	23/23
Southern Miss	42/28	15/10	20/7	17/10	29/6
Nicholls	28/20	26/17	5/10	19/11	20/11
vs. Santa Clara	32/28	23/12	10/6	3/9	35/19
vs. Pepperdine	40/18	9/13	17/7	2/2	34/7
Austin Peay	38/18	16/7	25/7	4/14	24/20
Oral Roberts	44/18	22/5	15/7	15/8	21/11
vs. Utah	44/28	10/4	10/1	18/6	23/15
vs. Texas A&M	34/30	15/9	16/9	0/2	24/31
at Georgetown	34/32	14/10	13/9	11/9	19/17
Grambling State	36/40	19/15	17/6	22/12	29/22
Baylor	22/28	15/26	8/4	11/23	12/20
<b>Totals</b>	<b>404/338</b>	<b>202/144</b>	<b>176/81</b>	<b>148/132</b>	<b>293/202</b>
<b>Times Led</b>	<b>10/2</b>	<b>10/2</b>	<b>11/1</b>	<b>5/5</b>	<b>8/2</b>

## CAREER DOUBLE-DOUBLES

### Emanuel Miller - 12

18 P, 10 R	Grambling (12/21/21)
15 P, 10 R	vs. Pepperdine (11/24/21)
12 P, 13 R	Southern Miss (11/15/21)
12 P, 13 R	McNeese (11/11/21)
13 P, 10 R	Tarleton St. (12/2/20)
21 P, 10 R	UTRGV (12/6/20)
20 P, 10 R	Southeastern La. (12/15/20)
18 P, 11 R	at Ole Miss (1/23/21)
24 P, 13 R	Mississippi St. (3/3/21)
23 P, 10 R	at Arkansas (3/6/21)
10 P, 13 R	Missouri (2/4/20)
21 P, 10 R	Georgia (2/15/20)

### Xavier Cork - 4

10 P, 10 R	Piedmont College (11/30/20)
22 P, 14 R	at North Carolina A&T (12/12/20)
14 P, 10 R	Mercer (2/27/21)
14 P, 10 R	vs. The Citadel (3/5/21)

### Eddie Lampkin - 2

10 P, 10 R	vs. Texas A&M (12/11/21)
12 P, 12 R	vs. Austin Peay (11/29/21)

### Damion Baugh - 1

13 P, 11 A	Grambling (12/21/21)
------------	----------------------

## GAME-BY-GAME STARTERS

Different starting lineups: 6

Players who have at least one start: 9

Opponent	Date	Score	W/L	Guard	Guard	Guard/Forward	Forward	Center	Record W/ Lineup
McNeese	11/11/21	77-61	W	Miles	Baugh	Peavy	Miller	Lampkin	
Southern Miss	11/15/21	83-51	W	Miles	Farabello	Peavy	Miller	Cork	1-0
Nicholls	11/18/21	63-50	W	Miles	Farabello	Peavy	Miller	Lampkin	
vs. Santa Clara	11/22/21	85-66	L	Miles	Farabello	Peavy	Miller	Lampkin	1-1
vs. Pepperdine	11/24/21	73-64	W	Miles	Evans	Peavy	Miller	Lampkin	1-0
Austin Peay	11/29/21	68-51	W	Miles	Baugh	Peavy	Miller	Lampkin	
Oral Roberts	12/2/21	71-63	W	Miles	Baugh	Peavy	Miller	Lampkin	
Utah	12/8/21	76-62	W	Miles	Baugh	Peavy	Miller	Lampkin	
vs. Texas A&M	12/11/21	68-64	W	Miles	Baugh	Peavy	Miller	Lampkin	5-0
at Georgetown	12/18/21	80-73	W	Miles	Baugh	O'Bannon	Miller	Lampkin	
Grambling State	12/21/21	90-55	W	Farabello	Baugh	O'Bannon	Miller	Lampkin	1-0
Baylor	1/8/22	76-64	L	Miles	Baugh	O'Bannon	Miller	Lampkin	1-1

## LAST TIME IT HAPPENED

### WON BY 30 POINTS

TCU +35 (90-55) vs. Grambling State (12/21/21)  
Opp. +36 (82-46) at Oklahoma (1/12/21)

### WON IN OVERTIME

TCU 67-60 vs. West Virginia (2/22/20)  
Opp. 102-98 at Missouri (1/30/21)

### WON IN DOUBLE OVERTIME

TCU 97-89 vs. UT Arlington (11/18/06)  
Opp. 99-98 at Texas (1/10/18)

### WON IN TRIPLE OVERTIME

TCU 108-99 vs. Texas State (11/24/09)  
Opp. 104-96 at West Virginia (2/26/19)

### 100 OR MORE POINTS

TCU 100 vs. Tennessee Tech (11/13/17)  
Opp. 102 at Missouri, OT (1/30/21)

### 50 OR FEWER POINTS

TCU 49 at Texas Tech (3/2/21)  
Opp. 50 vs. Nicholls (11/18/21)

### 40 OR FEWER POINTS

TCU 40 at Baylor (1/12/13)  
Opp. 40 vs. Oklahoma State (1/11/20)

### 90 OR MORE POINTS IN A LOSS

TCU 98 (102-98, OT) at Missouri (1/30/21)  
Opp. 92 (94-92, OT) at Iowa (3/19/20)

### 60 OR FEWER POINTS IN A VICTORY

TCU 56 (56-52) vs. Liberty (11/29/20)  
Opp. 53 (53-49) vs. Kansas State (3/11/20)

### 60% OR BETTER FIELD GOALS

TCU .600 vs. Providence (12/9/20)  
Opp. .604 (32-53) at Texas Tech (2/10/20)

### 30% OR WORSE FIELD GOALS

TCU .267 (12-45) at Texas Tech (2/10/20)  
Opp. .229 (11-48) at Texas Tech (1/17/15)

### 90% OR BETTER FREE THROWS (MIN. 10 MADE)

TCU .909 (10-11) at Oklahoma State (2/18/19)  
Opp. .917 (11-12) at West Virginia (2/12/18)

### 40% OR WORSE FREE THROWS

TCU .333 (3-9) vs. Kansas (2/8/20)  
Opp. .250 (1-4) vs. Sam Houston State (3/20/19)

### 30 OR MORE FREE THROWS MADE

TCU 41 (24-41) vs. Wofford (12/10/16)  
Opp. 32 (32-44) vs. St. Bonaventure (11/25/17)

### 5 OR FEWER FREE THROWS MADE

TCU 5 (5-11) at Kansas (1/28/21)  
Opp. 1 (1-4) vs. Sam Houston State (3/20/19)

### 0 FREE THROWS MADE

TCU 0, at Vanderbilt (1/27/18)  
Opp. 0, vs. Wichita State (12/8/08)

### 40 OR MORE FREE THROWS ATTEMPTED

TCU 30 (30-37) vs. SMU (12/5/17)  
Opp. 44 (32-44) vs. St. Bonaventure (11/25/17)

### 80%+ 3-POINTERS

TCU .875 (7-8) vs. Stephen F. Austin (12/8/03)  
Opp. .833 (10-12) vs. Washington (11/30/16)

### 70%+ 3-POINTERS

TCU .739 (17-23) at UNLV (3/13/08)  
Opp. .700 (7-10) vs. West Virginia (2/9/13)

### 60%+ 3-POINTERS

TCU .667 (6-9) at Rice (12/22/12)  
Opp. .688 (11-16) vs. Santa Clara (11/22/21)

### 0 3-POINTERS

TCU 0 (0-9) vs. Oklahoma State (2/14/15)  
Opp. 0 (0-10) vs. Prairie View A&M (12/11/15)

### 10+ 3-POINTERS

TCU 11, vs. Grambling State (12/21/21)  
Opp. 13, vs. Baylor (1/8/22)

### 15+ 3-POINTERS

TCU 15, vs. Kansas State (2/15/20)  
Opp. 15, at Baylor (2/2/19)

### 60 OR MORE REBOUNDS

TCU 63, vs. Grambling State (12/30/02)  
Opp. 61, at SMU (1/25/97)

### 50 OR MORE REBOUNDS

TCU 52, vs. Grambling State (12/21/21)  
Opp. 52, at West Virginia, 3OT (2/26/19)

### 20 OR MORE OFFENSIVE REBOUNDS

TCU 20, vs. Grambling State (12/21/21)  
Opp. 20, at SMU (12/5/18)

### 25 OR FEWER REBOUNDS

TCU 24, vs. Santa Clara (11/22/21)  
Opp. 21, vs. Grambling State (12/21/21)

### OUT-REBOUNDED OPPONENT BY 20+

TCU 31 (52-21) vs. Grambling State (12/21/21)  
Opp. 21 (41-20) vs. Kansas (1/5/21)

### OUT-REBOUNDED OPPONENT BY 15+

TCU 31 (52-21) vs. Grambling State (12/21/21)  
Opp. 15 (39-24) vs. Santa Clara (11/22/21)

### 20 OR MORE SECOND CHANCE POINTS

TCU 25, vs. Austin Peay (11/29/21)  
Opp. 21, vs. Nebraska (3/24/19)

### 30+ ASSISTS

TCU 31, vs. Eastern Michigan (11/26/18)  
Opp. 34, at South Florida (1/5/02)

### 20+ ASSISTS

TCU 21, vs. Grambling State (12/21/21)  
Opp. 20, vs. Texas (3/7/21)

### 20+ STEALS

TCU 30, vs. Arkansas-Pine Bluff (12/30/00)  
Opp. 20, vs. Air Force (1/21/10)

### 15+ STEALS

TCU 17, at West Virginia, 3OT (2/26/19)  
Opp. 15, at West Virginia (2/13/16)

### 10+ BLOCKED SHOTS

TCU 10, vs. Kansas (2/8/20)  
Opp. 10, vs. Oklahoma (3/7/20)

### 10 OR FEWER TURNOVERS

TCU 8, vs. Austin Peay (11/29/21)  
Opp. 9, vs. Iowa State (2/9/21)

### 5 OR FEWER TURNOVERS

TCU 4, vs. Iowa State (1/17/18)  
Opp. 5, at Oklahoma (1/12/21)

### 30+ TURNOVERS

TCU 31, at Houston (11/12/94)  
Opp. 35, vs. Austin College (11/11/11)

### 55+ POINTS IN A HALF

TCU 56 (2nd) at Iowa State (2/9/19)  
Opp. 57 (2nd) at Oklahoma State (1/23/17)

### 50+ POINTS IN A HALF

TCU 54 (2nd) vs. Baylor (2/29/20)  
Opp. 51 (2nd) at Missouri (1/30/21)

### 20+ POINT LEAD AT HALFTIME

TCU 22 (38-16) vs. Houston Baptist (11/25/20)  
Opp. 25 (45-20) at Texas Tech (2/10/20)

### 20 OR FEWER POINTS IN A HALF

TCU 20 (2nd) vs. Nicholls (11/18/21)  
Opp. 18 (1st) at Kansas (1/28/21)

### DID NOT ATTEMPT A FREE THROW IN A HALF

TCU 0 (1st) vs. Kansas State (2/15/20)  
Opp. 0 (1st) vs. Sam Houston State (3/20/19)

### 0 TURNOVERS IN A HALF

TCU Not since prior to the 2000-01 season  
Opp. 0 (2nd) at Texas Tech (2/23/16)

### PLAYER W/ 40+ POINTS

TCU 42, Junior Blount at Tulane (2/26/02)  
Opp. 41, Austin Reaves vs. Oklahoma (3/7/20)

### PLAYER W/ 30+ POINTS

TCU 31, RJ Nembhard vs. Iowa State (1/4/19)  
Opp. 32, Austin Reaves vs. Oklahoma (12/6/20)

### TWO PLAYERS W/ 20+ POINTS

TCU 26, Mike Miles; 22, RJ Nembhard vs. NDSU (12/22/20)  
Opp. 22, Adam Flagler; 20, James Akinjo vs. Baylor (1/8/22)

### PLAYER W/ 20+ REBOUNDS

TCU 20, Adrick McKinney vs. Houston (12/4/12)  
Opp. 21, Derek Culver, at West Virginia, 3OT (2/26/19)

### PLAYER W/ 15+ REBOUNDS

TCU 15, Kevin Samuel vs. Northwestern St. (12/3/20)  
Opp. 17, Freddie Gillespie vs. Baylor (2/29/20)

### PLAYER W/ 8+ OFFENSIVE REBOUNDS

TCU 8, Kevin Samuel vs. Tulsa (11/28/20)  
Opp. 8, Udoka Azubuike at Kansas (3/4/20)

### PLAYER W/ 15+ ASSISTS

TCU 17, Alex Robinson vs. Iowa State (1/17/18)  
Opp. 17, Tito Maddux vs. Fresno State (1/10/01)

### PLAYER W/ 10+ ASSISTS

TCU 11, Damion Baugh vs. Grambling State (12/21/21)  
Opp. 11, Isaac Likekele at Oklahoma State (2/5/20)

### PLAYER W/ 10+ STEALS

TCU 12, Greedy Daniels vs. Arkansas-Pine Bluff (12/30/00)  
Opp. N/A

### PLAYER W/ 5+ STEALS

TCU 6, Kendrick Davis vs. Oklahoma (2/16/19)  
Opp. 5, Jarrett Culver vs. Texas Tech (3/2/19)

### PLAYER W/ 10+ BLOCKED SHOTS

TCU 11, Derrick Davenport at Alaska-Fairbanks (11/20/99)  
Opp. 12, Joel Anthony at UNLV (2/7/07)

### PLAYER W/ 5+ BLOCKED SHOTS

TCU 5, Kevin Samuel vs. Kansas State (2/20/21)  
Opp. 5, Udoka Azubuike vs. Kansas (2/8/20)

### PLAYER MADE 12 FIELD GOALS

TCU 12, Mike Miles at Missouri (1/30/21)  
Opp. 13, Jeremiah Tilton at Missouri (1/30/21)

### PLAYER MADE 7+ 3-POINTERS

TCU 7, Desmond Bane vs. Louisiana (11/12/19)  
Opp. 8, Xavier Pinson at Missouri, OT (1/30/21)

### PLAYER MADE 6+ 3-POINTERS

TCU 6, Desmond Bane/Edirc Dennis at Kansas (3/4/20)  
Opp. 8, Xavier Pinson at Missouri, OT (1/30/21)

### PLAYER MADE 10 FREE THROWS

TCU 11 (11-12), Mike Miles vs. McNeese (11/11/21)  
Opp. 16 (16-18), Austin Reaves vs. Oklahoma (12/6/20)

### SIX PLAYERS SCORED 10+ POINTS

TCU 6, Bane, Dennis, Fuller, Grayer, Nembhard, Samuel vs. Louisiana (11/12/19)

## GM 1 | TCU 77 - MCNEESE 61



Official Basketball Box Score - Final  
**McNeese at TCU**  
11/11/21 Ed and Rae Schollmaier Arena, Fort Worth  
2021-22 Men's Basketball

Game Time: 7:00 PM  
Game Duration: 2:04  
Attendance: 5,267

Officials: Doug Simmons, Bert Smith, Chris Rastatter

McNeese - 61

Record: 0-2

NO. Name	Min	FG M-A	3P M-A	FT M-A	Rebounds OR DR TOT	Fouls PF FD	TP	AS	TO	ST	Blocks BS BA	+/-
12 Kelton Taylor	F 18:42	3-6	0-0	1-2	2 2 4	2 4	7	0	3	0	0	-5
35 Brendan Medley-Bacon	C 14:28	3-5	0-0	0-0	2 2 4	5 0	6	2	2	0	1	-3
2 Johnathan Massie	G 24:52	0-7	0-1	5-6	0 2 2	3 5	5	0	2	2	0	-12
5 Myles Lewis	G 23:16	5-9	0-0	0-0	1 2 3	4 0	10	0	2	0	0	-6
22 Harwin Francois	G 24:38	4-9	2-6	0-0	1 4 5	1 0	10	1	0	1	0	-12
1 TJ Moss	29:06	6-16	5-12	0-2	0 1 1	1 1	17	5	2	3	1	-9
24 Christian Shumate	23:49	1-8	0-1	0-0	1 4 5	3 1	2	1	1	0	3	-13
3 Collin Warren	16:52	1-4	0-1	0-0	0 2 2	0 0	2	1	2	2	0	-6
15 Zach Scott	24:17	0-3	0-3	2-2	0 0 4	3 1	2	3	1	0	0	-14
Team					2 2 4		0		2			
Totals		23-66	7-24	8-12	9 25 34	23 12	61	13	17	8	5	-16

Shooting By Period	1st	2nd	3rd	4th	FT	FT%
1st FG%	11-30	36.7%				
3PT%	3-12	25.0%				
FT%	1-2	50%				
2nd FG%	12-36	33.3%				
3PT%	4-12	33.3%				
FT%	7-10	70%				
GM FG%	23-66	34.8%				
3PT%	7-24	29.2%				
FT%	8-12	66.7%				

Dead Ball Rebounds: 2, 0

TCU - 77

Record: 1-0

NO. Name	Min	FG M-A	3P M-A	FT M-A	Rebounds OR DR TOT	Fouls PF FD	TP	AS	TO	ST	Blocks BS BA	+/-
2 Emanuel Miller	F 25:46	4-12	0-1	4-6	5 8 13	1 3	12	0	1	2	1	2 13
4 Eddie Lampkin	C 12:55	3-4	0-0	2-4	4 2 6	1 2	8	0	1	0	0	13
0 Micah Peavy	G 25:35	3-11	0-2	0-0	4 6 10	2 1	6	1	4	0	0	13
1 Mike Miles	G 29:28	4-13	3-6	11-12	0 2 2	0 6	22	5	4	1	0	23
10 Damien Baugh	G 12:53	2-4	1-2	1-2	1 0 1	0 1	2	6	3	2	2	0 10
12 Xavier Cork	14:28	0-2	0-0	0-2	4 4 8	1 1	0	0	1	0	0	2 1
13 Shahada Wells	13:23	0-6	0-4	0-0	0 0 0	2 1	0	2	2	0	0	-6
5 Charles O'Bannon	26:11	3-6	2-3	2-4	2 2 4	2 2	10	3	0	2	0	0 8
21 JaKobe Coles	07:54	0-2	0-1	0-0	0 5 5	1 1	0	0	3	0	0	4
3 Francisco Farabello	24:16	2-3	1-2	4-4	0 5 5	2 3	9	1	0	0	0	5
25 Souleymane Dombia	07:09	2-2	0-0	0-0	0 0 0	0 0	4	0	0	2	0	-4
Team					1 2 3		0		0			
Totals		23-65	7-21	24-34	21 36 57	12 22	77	15	18	7	3	5 16

Technical Fouls: NONE

	MCN	TCU
Biggest lead	5 (1st 11:54)	21 (2nd 3:30)
Best Scoring Run	7 (1st 12:40)	10 (1st 7:43)
Lead Changes	4	
Times Tied	3	
Time with Lead	05:26	31:45

Points from	MCN	TCU
Turnovers	16	18
Paint	28	30
Second Chance	8	20
Fast Breaks	27	26
Bench	23	23

Period by Period Scoring	1st	2nd	TOT
MCN	26	35	61
TCU	36	41	77

Shooting By Period	1st	2nd	3rd	4th	FT	FT%
1st FG%	12-31	38.7%				
3PT%	4-11	36.4%				
FT%	8-16	50%				
2nd FG%	11-34	32.4%				
3PT%	3-10	30.0%				
FT%	16-18	88.9%				
GM FG%	23-65	35.4%				
3PT%	7-21	33.3%				
FT%	24-34	70.6%				

Dead Ball Rebounds: 6, 0

## GM 2 | TCU 83 - SOUTHERN MISS 51



Official Basketball Box Score - Final  
**Southern Miss. at TCU**  
11/15/21 Ed and Rae Schollmaier Arena, Fort Worth  
2021-22 Men's Basketball

Game Time: 7:00 PM  
Game Duration: 1:59  
Attendance: 4,915

Officials: Gerry Polard, Antonio Petty, Jemel Spearman

Southern Miss. - 51

Record: 1-2

NO. Name	Min	FG M-A	3P M-A	FT M-A	Rebounds OR DR TOT	Fouls PF FD	TP	AS	TO	ST	Blocks BS BA	+/-
5 DeAndre Pinckney	F 23:46	4-9	0-3	1-1	2 6 8	2 3	9	0	0	1	1	0 -6
11 Isaiah Moore	F 31:01	5-12	1-3	0-0	1 3 4	2 0	11	0	3	1	1	2 -20
10 Tae Hardy	G 32:22	7-14	1-5	3-3	0 2 2	3 4	18	1	1	3	0	0 -19
12 Mo Arnold	G 17:53	1-4	0-1	0-0	0 4 4	0 0	2	4	3	1	1	0 -10
55 Jaron Pierre Jr.	G 32:21	1-11	1-5	2-2	1 1 2	0 1	5	2	4	1	0	0 -30
1 Walyn Napper	20:48	0-2	0-1	0-0	0 0 0	0 2	1	0	4	2	0	0 -23
2 Denijay Harris	09:56	1-2	0-0	0-0	0 0 0	0 3	0	2	0	1	0	0 -12
4 Rashad Bolden	14:24	1-4	0-1	0-0	0 0 0	1 1	2	0	0	0	0	0 -16
0 Tyler Morman	08:46	0-1	0-0	0-0	1 2 3	2 0	0	0	0	1	0	0 -14
44 Mark Jaakson	05:25	0-1	0-1	0-0	0 0 0	0 1	1	0	0	1	0	0 -13
3 Blake Roberts	01:06	0-0	0-0	0-0	0 0 0	1 1	0	0	0	0	0	0 1
22 Jeffery Armstrong	01:06	0-1	0-1	0-0	0 1 1	0 0	0	0	0	0	0	0 1
25 Tate Ryder	01:06	1-2	0-0	0-0	0 0 0	0 0	2	0	0	0	0	0 1
Team					2 0 2		0		1			
Totals		21-63	3-21	6-6	7 20 27	16 11	51	11	16	8	3	4 -32

Technical Fouls: NONE

TCU - 83

Record: 2-0

NO. Name	Min	FG M-A	3P M-A	FT M-A	Rebounds OR DR TOT	Fouls PF FD	TP	AS	TO	ST	Blocks BS BA	+/-
2 Emanuel Miller	F 25:40	5-11	0-1	2-3	5 8 13	0 3	12	0	3	2	1	0 17
12 Xavier Cork	F 17:24	1-1	0-0	2-2	0 3 3	0 1	4	2	0	1	2	0 15
0 Micah Peavy	G 22:50	4-8	1-1	1-3	2 3 5	1 4	10	4	2	0	0	0 13
1 Mike Miles	G 24:42	9-15	2-4	0-1	1 0 1	3 3	20	6	3	2	1	1 25
3 Francisco Farabello	G 24:57	2-4	2-3	2-2	1 6 7	0 1	8	3	0	0	0	0 34
4 Eddie Lampkin	13:03	3-6	0-0	0-0	4 1 5	2 1	6	1	1	1	0	0 -1
33 Maxwell Evans	17:02	0-5	0-3	0-0	1 4 5	2 1	0	2	2	1	0	0 -18
5 Charles O'Bannon	16:27	1-4	1-3	0-0	1 2 3	2 0	3	2	0	0	0	0 10
13 Shahada Wells	11:50	3-5	1-3	0-0	1 2 3	0 1	7	0	1	0	0	0 0
21 JaKobe Coles	14:20	4-7	1-3	0-0	1 4 5	1 1	9	0	2	1	0	0 15
25 Souleymane Dombia	09:33	2-2	0-0	0-0	1 1 2	0 0	4	0	0	0	0	0 18
30 Harrison Young	01:06	0-1	0-1	0-0	0 0 0	0 0	0	0	0	0	0	0 -1
35 Cole Despie	01:06	0-0	0-0	0-0	0 0 0	0 0	0	0	0	0	0	0 -1
Team					1 0 1		0		2			
Totals		34-69	8-22	7-11	19 34 53	11 16	83	20	16	8	4	3 32

Technical Fouls: NONE

	S Miss	TCU
Biggest lead	0 (1st 20:00)	34 (2nd 1:39)
Best Scoring Run	5 (2nd 14:09)	13 (2nd 2:48)
Lead Changes	0	
Times Tied	0	
Time with Lead	00:00	39:19

Points from	S Miss	TCU
Turnovers	10	15
Paint	28	42
Second Chance	7	20
Fast Breaks	10	17
Bench	6	29

Period by Period Scoring	1st	2nd	TOT
S Miss	26	25	51
TCU	44	39	83

## GM 3 | TCU 63 - NICHOLLS 50



Official Basketball Box Score - Final  
**Nicholls St. at TCU**  
11/18/21 Ed and Rae Schollmaier Arena, Fort Worth  
2021-22 Men's Basketball

Game Time: 7:00 PM  
Game Duration: 1:59  
Attendance: 4,825

Officials: Gary Maxwell, Mike Roberts, James Luckie

Nicholls St. - 50

Record: 3-2

NO. Name	Min	FG M-A	3P M-A	FT M-A	Rebounds OR DR TOT	Fouls PF FD	TP	AS	TO	ST	Blocks BS BA	+/-
35 Rhyhe Lyons	C 12:34	1-3	0-0	0-0	0 1 1	5 0	2	0	1	0	3	0 9
0 Ty Gordon	G 34:56	5-10	2-5	0-0	1 3 4	3 3	12	4	6	1	0	1 -13
5 Pierce Spencer	G 28:34	1-3	1-2	0-0	4 3 7	2 0	3	0	1	0	1	0 -17
11 Latrell Jones	G 26:51	4-12	2-7	1-2	1 0 1	0 1	11	2	2	2	1	0 -8
14 Devante Carter	G 36:41	4-15	1-6	2-2	1 4 5	4 3	11	0	6	3	0	1 -15
22 Manny Littles	28:12	2-7	0-1	2-2	2 4 6	3 1	6	1	2	0	0	1 -18
1 Emmanuel Little	25:05	1-5	1-3	2-2	5 3 8	4 1	5	1	1	1	0	0 -9
4 Caleb Huffman	07:07	0-1	0-0	0-0	0 0 0	1 0	0	1	0	1	0	0 6
Team					1 3 4		0		0			
Totals		18-56	7-25	7-8	15 21 36	22 9	50	9	19	8	5	3 -13

Shooting By Period	1st	2nd	3rd	4th	FT	FT%
1st FG%	11-34	32.4%				
3PT%	4-13	30.8%				
FT%	4-4	100%				
2nd FG%	7-22	31.8%				
3PT%	3-12	25.0%				
FT%	3-4	75%				
GM FG%	18-56	32.1%				
3PT%	7-25	28.0%				
FT%	7-8	87.5%				

Dead Ball Rebounds: 0, 0

TCU - 63

Record: 3-0

NO. Name		Min	FG M-A	3P M-A	FT M-A	Reb OR DR TOT	Fouls PF FD	TP	AS	TO	ST	Blocks BS BA	+/-
2 Emanuel Miller	F	26:50	3-6	0-0	3-5	1 3 4	0 4	9	0	0	0	1	4
4 Eddie Lampkin	C	13:59	0-0	0-0	0-0	1 3 4	2 1	0	0	1	0	0	-6
0 Micah Peavy	G	24:04	4-11	0-2	2-4	2 4 6	4 3	10	0	0	3	0	2
1 Mike Miles	G	33:17	5-13	0-3	6-7	0 3 3	0 5	16	2	8	3	0	2
3 Francisco Farabello	G	29:20	1-4	1-4	5-5	0 3 3	0 3	8	1	0	0	0	5
12 Xavier Cork		15:02	2-4	0-0	2-3	3 3 6	1 3	6	0	1	0	2	0
5 Charles O'Bannon		15:50	2-7	1-5	1-1	0 0 0	1 1	6	1	0	1	0	7
13 Shahada Wells		03:37	0-0	0-0	0-0	1 0 1	1 0	0	0	2	0	0	-4
21 JaKobe Coles		14:29	3-5	2-2	0-0	1 1 2	0 0	8	1	0	0	1	0
25 Souleymane Doumbia		09:40	0-0	0-0	0-0	1 3 4	0 1	0	1	0	0	0	2
33 Maxwell Evans		13:46	0-3	0-3	0-0	0 1 1	0 1	0	4	1	0	0	7
Team						1 0 1	0	0	2				
Totals			20-53	4-19	19-25	11 24 35	9 22	63	10	15	8	3	5

## GM 5 | TCU 73 - PEPPERDINE 64



Official Basketball Box Score - Final  
**TCU at Pepperdine**  
11/24/21 The Pavilion at Jovani, San Juan Capistrano  
2021-22 Men's Basketball

Game Time: 7:30 PM  
Game Duration: 2:00  
Attendance: 1,700

Officials: Chris Rastatter, Deron White, Michael Scypthers

TCU - 73		Record: 4-1																
NO.	Name	Min	FG M-A	3P M-A	FT M-A	Rebounds OR DR TOT	Fouls PF FD	TP	AS	TO	ST	Blocks BS BA	+/-					
2	Emanuel Miller	F 31:32	6-10	0-2	3-4	6	4	10	3	4	15	2	3	0	1	0	10	
4	Eddie Lampkin	C 11:35	2-2	0-0	0-0	0	1	1	2	1	4	0	0	0	0	0	5	
0	Micha Peavy	G 12:24	1-2	0-0	2-2	1	2	3	2	2	4	0	2	0	0	0	-2	
1	Mike Miles	F 31:09	4-10	0-3	8-11	0	5	5	3	6	16	3	2	0	0	0	8	
33	Maxwell Evans	G 22:39	0-2	0-0	0-1	1	1	2	1	1	0	5	1	0	0	0	7	
12	Xavier Cork	17:12	2-2	0-0	0-0	0	2	2	3	1	4	0	0	0	0	0	0	
3	Francisco Farabello	09:26	1-2	1-1	0-0	0	2	2	0	0	3	0	1	0	0	0	2	
5	Charles O'Bannon	23:49	5-10	2-5	0-0	2	2	4	0	0	12	0	2	1	0	0	5	
21	JaKobe Coles	16:58	3-6	0-2	1-2	4	0	4	1	1	7	0	2	0	1	0	5	
10	Damon Baugh	20:33	3-7	0-3	0-2	0	3	3	0	1	8	3	3	2	0	0	7	
25	Souleymane Doumbia	02:43	0-1	0-0	0-0	0	0	0	0	0	0	0	0	0	1	0	-2	
Team						1	1	2			0	2						
Totals			27-54	3-18	16-21	15	23	38	15	17	73	13	18	3	3	0	9	

Shooting By Period	
1 <sup>st</sup> FG%	14-29 48.3%
3PT%	2-4 50%
FT%	13-25 52.0%
2 <sup>nd</sup> FG%	1-8 12.5%
3PT%	14-17 82.4%
GM FG%	27-54 50.0%
3PT%	3-18 16.7%
FT%	16-21 76.2%

Dead Ball Rebounds: 3, 0

Pepperdine - 64			Record: 2-5														
NO.		Min	FG M-A	3P M-A	FT M-A	Rebounds OR DR TOT	Fouls PF TD	TP	AS	TO	ST	Blocks BS BA	+/-				
3	Keith Fisher III	F 26:17	2-5	0-1	1-2	1	4	5	4	5	0	1	0	0	0	0	
31	Jan Zidek	F 32:37	5-10	2-6	5-6	0	0	0	0	5	17	1	2	0	0	-12	
0	Houston Mallette	G 37:08	5-12	3-9	2-2	0	6	6	1	4	15	2	1	0	0	0	
1	Mike Mitchell Jr.	G 32:23	4-10	2-4	0-0	5	1	6	2	1	10	8	2	0	0	-10	
5	Jade Smith	G 32:48	5-8	0-0	0-0	1	1	2	4	1	10	1	1	2	0	-9	
55	Braun Hartfield	13:49	1-3	1-2	0-0	0	0	0	2	0	3	1	3	0	0	-7	
12	Kendall Munson	09:53	1-4	0-0	0-0	0	1	1	3	0	2	0	0	1	0	-2	
34	Victor Ohia Obioha	04:18	0-0	0-0	0-0	0	0	0	0	0	0	0	0	0	0	2	
11	Carson Basham	03:05	1-1	0-0	0-0	0	0	0	0	2	0	0	0	0	0	1	
24	Maxwell Lewis	07:42	0-2	0-2	0-0	0	0	0	1	0	0	0	1	1	0	0	
Team						1	1	2			0	1					
Totals			24-55	8-24	8-10	8	14	22	18	15	84	13	12	4	0	3	-9
Technical Fouls: Hartfield 1, Fisher 0																	

Technical Fouls: Hartfield 1<sup>st</sup> 1:05

	TCU		PEP		Period by Period Scoring			
Best lead	12	(2 <sup>nd</sup> 12:10)	6	(1 <sup>st</sup> 10:40)				
Best Scoring Run	8	(1 <sup>st</sup> 1:05)	7	(1 <sup>st</sup> 10:40)		1st	2nd	TOT
Lead Changes	8		7		TCU	32	41	73
Times Tied	1				PEP	27	37	64
Time with Lead	24:13	14:26						

## GM 7 | TCU 71 - ORAL ROBERTS 63



Official Basketball Box Score - Final  
**Oral Roberts at TCU**  
12/02/21 Ed and Rae Schollmaier Arena, Fort Worth  
2021-22 Men's Basketball

Game Time: 7:00 PM  
Game Duration: 1:44  
Attendance: 5,003

Officials: Doug Simons, Terry Oglesby, Amy Bonner

Oral Roberts - 63		Record: 4-4															
NO.	Name	Min	FG		3P	FT	Rebounds		Fouls		TP	AS	TO	ST	Blocks		+/-
			M	A	M	A	OR	M	A	PF					FD	BS	
14	DeShang Weaver	F 26:49	4-11	1-5	0-0	3	4	7	1	2	9	0	0	0	2	1	-1
22	Francis Lácis	F 32:34	5-10	3-6	1-1	1	4	5	2	3	14	4	3	1	2	1	-8
2	Kareem Thompson	G 27:09	4-4	1-1	0-0	1	3	4	1	0	9	4	0	0	1	0	-11
3	Max Abmas	G 40:00	7-19	6-13	0-0	0	5	5	1	4	20	6	7	1	0	1	-8
1	Carlos Jürgens	G 25:18	0-3	0-1	0-2	2	3	5	0	2	0	1	0	0	1	0	6
20	Trey Phipps	16:01	2-5	2-3	0-0	1	1	2	2	0	6	0	2	0	0	1	-11
10	Issac McBride	14:31	2-5	1-2	0-0	0	0	0	0	2	5	0	1	1	0	0	-9
13	Nate Clover III	03:30	0-0	0-0	0-0	0	0	0	0	1	0	0	0	0	0	0	-9
1	Elijah Lufite	11:37	0-2	0-0	0-0	2	2	4	1	0	0	0	2	0	0	2	8
23	Sir Issac Herron	02:31	0-0	0-0	0-0	0	0	0	0	0	0	0	0	1	0	0	3
Team						0	1	1			0						
Totals			24-59	14-31	1-3	10	23	33	10	12	63	15	15	4	5	8	-8
Technical Fouls: NONE																	

Shooting By Period	
1 <sup>st</sup> FG%	11-27 40.7%
3PT%	6-15 40.0%
FT%	1-1 100%
2 <sup>nd</sup> FG%	13-32 40.6%
3PT%	8-16 50.0%
FT%	0-2 0%
GM FG%	24-59 40.7%
3PT%	14-31 45.2%
FT%	1-3 33.3%

Dead Ball Rebounds: 1, 0

TCU - 71		Record: 6-1															
NO.	Name	Min	FG M-A	3P M-A	FT M-A	Rebounds OR DR TOT	Fouls PF FD	TP	AS	TO	ST	Blocks BS BA	+/-				
2	Emanuel Miller	F 23:30	3-7	1-3	3-4	2	3	5	2	2	10	0	2	1	2	0	4
4	Eddie Lampkin	C 28:00	4-6	0-0	0-0	4	1	5	3	0	8	0	0	0	1	0	-2
0	Micha Peavy	G 23:29	3-7	0-1	0-1	2	6	8	3	1	6	1	1	0	2	1	5
1	Mike Miles	G 32:58	5-18	2-7	1-2	0	3	3	1	2	13	7	2	0	0	1	-2
10	Damon Baugh	G 25:37	6-8	1-3	0-0	0	4	4	0	2	13	3	1	3	1	0	10
12	Xavier Cork	10:24	3-5	0-0	0-0	2	2	4	0	0	6	0	1	0	0	1	11
3	Francisco Farabello	16:04	0-2	0-2	0-0	0	2	2	0	2	0	1	1	0	0	0	6
5	Charles O'Bannon	24:26	5-8	2-2	0-0	2	4	6	1	0	12	1	1	3	2	1	7
21	JaKobe Coles	06:51	1-5	0-2	1-2	3	1	4	1	1	3	0	0	0	1	0	3
13	Shahada Wells	03:28	0-2	0-0	0-0	1	0	1	0	0	0	0	0	0	0	1	1
25	Souleymane Doumbia	01:13	0-0	0-0	0-0	0	0	0	0	1	0	0	0	1	0	0	-3
Team						1	0	1			0	0					
Totals			30-68	6-20	5-9	17	26	43	12	10	71	13	10	8	5	8	

Technical Fouls: NONE

		ORU	TCU	Points from		ORU	TCU	Period by Period Scoring			
Biggest lead	1	(2 <sup>nd</sup> 10:43)	17	(1 <sup>st</sup> 8:31)	Turnovers	5	22				
Best Scoring Run	7	(1 <sup>st</sup> 4:32)	9	(1 <sup>st</sup> 8:31)	Paint	18	44				
Lead Changes				2	Second Chance	7	15	ORU	29	34	63
Times Tied				0	Fast Breaks	8	15				
Time with Lead	00:16		38:41		Bench	11	21	TCU	39	32	71

## GM 6 | TCU 68 - AUSTIN PEAY 51



Official Basketball Box Score - Final  
**Austin Peay at TCU**  
11/29/21 Ed and Rae Schollmaier Arena, Fort Worth  
2021-22 Men's Basketball

Game Time: 7:00 PM  
Game Duration: 1:51  
Attendance: 4,813

Officials: Ray Nault, Roger Ayers, Jeb Harness

Austin Peay - 51		Record: 3-3														
NO.	Name	Min	FG M-A	3P M-A	FT M-A	Rebounds OR DR TOT	Fouls PF FD	TP	AS	TO	ST	Blocks BS BA	+/-			
4	Elijah Hutchins-Everett	C 18:36	0-2	0-1	2-4	2	4	6	1	3	2	1	1	0	0	-15
1	Carlos Paez	G 16:58	0-1	0-1	0-0	0	3	3	1	0	0	0	1	0	0	-12
3	Caleb Stone-Carrawell	G 28:40	5-9	2-4	2-2	0	2	2	3	1	14	1	3	0	0	-9
24	Cameron Copeland	G 28:30	2-11	0-5	0-0	0	0	0	1	0	4	1	2	0	0	-16
55	Tariq Silver	G 35:49	4-13	3-10	0-0	1	2	3	2	1	11	5	1	0	0	-19
0	Elton Walker	13:16	2-2	0-0	0-0	2	2	0	0	4	0	2	1	1	0	0
11	Corbin Merritt	20:37	2-8	1-5	0-0	1	6	7	5	0	5	0	0	0	2	-6
14	DJ Peavy	23:02	2-3	0-0	0-0	1	1	2	2	4	3	0	1	1	0	-5
5	Drew Calderon	15:33	1-2	1-2	2-2	0	2	2	0	1	5	0	0	0	0	-6
33	Chandler Clements	00:59	1-2	0-0	0-0	0	0	0	0	2	0	0	0	0	1	2
Team						2	1	3		0	1					
Totals			19-53	7-28	6-8	7	23	30	14	8	51	11	3	4	4	-17

Shooting By Period		
1st	FG%	10-28 35.7%
	3PT%	3-14 21.4%
	FT%	3-4 75%
2nd	FG%	9-25 36.0%
	3PT%	4-14 28.6%
	FT%	3-4 75%
GM	FG%	19-53 35.8%
	3PT%	7-28 25.0%
	FT%	6-8 75.0%
Dead Ball Rebounds: 0-0		

Technical Fouls		
-17		

Technical Fouls: NONE

TCU - 68		Record: 5-1															
NO.	Name	Min	FG M-A	3P M-A	FT M-A	Rebounds OR DR TOT	Fouls PF FD	TP	AS	TO	ST	Blocks BS BA	+/-				
2	Emanuel Miller	F 26:22	4-7	0-1	0-1	2	3	5	0	1	8	1	0	2	0	0	15
4	Eddie Lampkin	C 22:05	4-8	0-0	4-7	7	5	12	2	5	12	2	0	0	0	2	13
0	Micha Peavy	G 24:57	3-9	0-1	0-0	3	5	8	0	1	6	1	0	0	0	1	6
1	Mike Miles	G 27:46	5-15	2-7	0-0	0	2	2	1	0	12	3	3	0	0	1	19
10	Damon Baugh	G 20:50	2-5	0-1	2-2	0	3	3	1	2	6	3	3	0	0	0	9
3	Francisco Farabello	18:12	1-4	1-4	0-0	0	3	3	1	3	1	0	1	0	0	0	12
5	Charles O'Bannon	15:03	2-7	0-2	0-0	2	0	2	0	0	4	0	0	1	1	0	11
12	Xavier Cork	12:09	2-4	0-0	3-4	1	1	5	0	2	7	0	1	2	0	0	6
21	JaKobe Coles	13:38	2-3	0-1	0-1	2	2	4	1	1	4	2	0	0	3	0	2
13	Shahada Wells	13:16	2-5	2-4	0-0	0	2	2	0	1	6	0	0	0	0	0	-6
25	Souleymane Dombia	05:42	0-1	0-0	0-0	1	2	3	2	0	0	0	0	0	0	0	-2
Team						1	1	2				0	1				
Totals			27-68	5-21	9-15	22	29	51	8	14	68	13	8	6	4	4	17

Shooting By Period		
1 <sup>st</sup>	FG%	14-33 42.4%
	3PT%	2-10 20.0%
	FT%	4-8 50%
2 <sup>nd</sup>	FG%	13-35 37.1%
	3PT%	3-11 27.3%
	FT%	5-7 71.4%
GM FG%	27-68 39.8%	
	3PT%	5-21 23.8%
	FT%	9-15 60.0%
Dead Ball Rebounds: 2-0		

Technical Fouls: 17																
---------------------	--	--	--	--	--	--	--	--	--	--	--	--	--	--	--	--



## GM 9 | TCU 68 - TEXAS A&amp;M 64

Official Basketball Box Score -- Game Totals -- Final Statistics  
TCU vs Texas A&M  
12/11/21 5:30 p.m. at Houston, Texas (Toyota Center)

## TCU 68 • 8-1

#	Player	Total			3-Ptr		Rebounds					PF	TP	A	To	Blk	Stl	Min
		FG-FA	FG-FA	FT-FTA	Off	Def	Tot											
00	PEAVY, Micah	*	0-4	0-0	0-2	2	2	4	0	0	0	0	0	0	0	0	0	16
01	MILES, Mike	*	4-14	1-5	3-4	1	2	3	3	12	4	3	0	3	3	33		
02	MILLER, Emanuel	*	6-9	1-2	0-0	2	1	3	2	13	1	2	0	3	3	33		
04	LAMPKIN, Eddie	*	5-7	0-0	0-2	7	3	10	2	10	0	2	2	1	23			
10	BAUGH, Damion	*	0-4	0-2	9-10	0	8	8	3	9	4	2	0	1	33			
03	FARABELLO, Francisco		1-2	0-1	0-0	0	2	2	2	2	1	0	0	0	13			
05	O'BANNON, Chuck		6-11	1-3	5-6	0	3	3	2	18	1	3	2	1	24			
12	CORK, Xavier		2-3	0-0	0-0	3	1	4	0	4	0	1	1	0	11			
21	COLES, JaKobe		0-3	0-0	0-0	0	0	0	1	0	0	0	1	3	13			
25	DOUMBIA, Souleymane		0-0	0-0	0-0	0	0	0	0	0	0	1	0	0	1			
Team						2	2	4				1						
Totals			24-57	3-13	17-24	17	24	41	15	68	11	15	6	12	200			
FG % 1st Half: 13-28 46.4%		2nd half: 11-29 37.9%		Game: 24-57 42.1%		Deadball Rebounds 3												
3FG % 1st Half: 0-5 0.0%		2nd half: 3-8 37.5%		Game: 3-13 23.1%														
FT % 1st Half: 7-10 70.0%		2nd half: 10-14 71.4%		Game: 17-24 70.8%														

## Texas A&amp;M 64 • 7-2

#	Player	Total		3-Ptr		Rebounds			PF	TP	A	TO	Blk	Stl	Min								
		FG-FGA	FG-FGA	FT-FTA	Off	Def	Tot																
01	Williams, Marcus	* 6-14	2-8	2-7	0	0	0	2	16	3	2	0	1	27									
20	Gordon, Andre	* 2-3	1-1	0-0	1	3	4	0	5	2	0	0	4	28									
23	Radford, Tyrece	* 5-7	0-0	0-1	2	4	6	1	10	1	2	0	0	31									
31	Brown, Javonte	* 0-0	0-0	0-0	0	0	0	1	0	0	0	0	0	2									
35	Obaseki, Manny	* 0-0	0-0	2-2	0	0	0	1	2	0	0	0	1	9									
00	Cash, Aaron	0-1	0-0	0-0	1	1	2	1	0	0	0	2	1	11									
03	Jackson, Quenton	5-12	2-3	1-2	0	2	2	5	13	1	5	0	2	25									
04	Taylor IV, Wade	2-7	0-2	0-0	1	2	3	2	4	2	2	0	0	15									
05	Diarra, Hassan	2-5	1-2	1-2	0	2	2	2	6	1	0	1	1	13									
10	Henderson, Ethan	1-2	0-0	1-2	1	1	2	0	3	0	1	1	0	19									
15	Coleman III, Henry	2-4	0-0	1-2	3	1	4	4	5	0	4	0	1	20									
Team					3	4	7				2												
Totals		25-55	6-16	8-18	12	20	32	19	64	10	18	4	11	200									
FG % 1st Half: 10-25 40.0%		2nd half: 15-30 50.0%		Game: 25-55 45.5%		Deadball Rebounds 4																	
3FG % 1st Half: 2-8 25.0%		2nd half: 4-8 50.0%		Game: 6-16 37.5%																			
FT % 1st Half: 1-2 50.0%		2nd half: 7-16 43.8%		Game: 8-18 44.4%																			

Officials: Tony Padilla, Kip Kissinger, Marcus Pettigrew  
Technical fouls: TCU-None. Texas A&M-None.  
Attendance: 3100

Score by periods	1st	2nd	Total
TCU	33	35	68
Texas A&M	23	41	64

	In Paint	Off T/O	2nd Chance	Fast Break	Bench
Points TCU	34	15	16	0	24
TAMU	30	9	9	2	31

## GM 10 | TCU 80 - GEORGETOWN 73



Official Basketball Box Score - Final  
TCU at Georgetown  
12/18/21 Capital One Arena, Washington  
2021-22 Men's Basketball

Game Time: 2:00 PM  
Game Duration: 1:56  
Attendance: 5,053

Officials: Jamie Luckie, Ray Naili, Jeff Clark

## TCU - 80

Record: 9-1

NO.	Name	Min	FG		3P		FT		Rebounds		Fouls		TP	AS	TO	ST	Blocks		BS	+/-	Shooting By Period		
			M-A	M-A	M-A	M-A	M-A	M-A	OR	DR	PF	FT					BS	BA			1st FG%	2nd FG%	FT%
2	Emanuel Miller	F 28:48	3-8	0-1	2-2	2	3	5	3	2	8	3	1	1	3	0	10			1st FG%	8-19	42.1%	
5	Charles O'Bannon	F 27:32	6-10	3-6	0-0	3	4	7	2	1	15	2	0	0	0	0	7			3PT%	3-4	75%	
4	Eddie Lampkin	C 17:36	4-7	0-0	1-2	4	5	9	3	2	9	1	0	0	0	1	4			2nd FG%	14-32	43.8%	
1	Mike Miles	G 27:00	6-13	3-6	5-6	0	6	6	3	4	20	5	4	3	0	3	1			3PT%	3-7	42.9%	
10	Damion Baugh	G 36:06	3-9	3-4	0-0	0	7	7	1	2	9	1	2	2	0	0	13			FT%	10-12	83.3%	
12	Xavier Cork	15:06	3-4	0-0	0-0	1	0	1	2	0	6	0	1	0	2	0	1			GM FG%	28-66	42.4%	
0	Micah Peavy	13:48	0-5	0-2	5-6	1	3	4	1	3	5	1	2	0	0	2	0			3PT%	11-26	42.3%	
21	JaKobe Coles	11:04	1-3	0-1	0-0	0	3	3	0	0	2	1	0	1	1	0	3			FT%	13-16	81.3%	
3	Francisco Farabello	17:41	2-7	2-6	0-0	0	0	0	0	0	6	2	1	0	0	1	2			Dead Ball Rebounds: 3, 9			
25	Souleymane Dombia	05:19	0-0	0-0	0-0	0	0	0	0	0	0	0	0	0	0	0	0						
Team											1	1	2										
Totals		28:66	11-26	13-16	12	32	44	15	14	80	16	12	7	6	7	7							
																				Technical Fouls: 7/9			

Technical Fouls: NONE

## Georgetown - 73

Record: 6-5

NO.	Name		Min	FG		3P		FT		Rebounds		Fouls		TP	AS	TO	ST	Blocks		+/-	Shooting By Period		
				M-A	P-A	M-A	P-A	OR	DR	OT	PF	FT	BS					BA	1st FG%		2nd FG%	FT%	
32	Malcolm Wilson	C	23:35	3-4	0-0	0-0	1	6	7	2	0	6	0	2	0	2	0	6			1st FG%	13-30	43.3%
0	Aminu Mohammed	G	34:29	8-20	1-3	4-4	1	10	11	2	4	21	1	3	1	1	2	-5			3PT%	4-10	40.0%
3	Tyler Beard	G	30:33	1-3	0-1	1-2	0	2	2	3	1	3	5	4	0	0	1	-5			2nd FG%	15-36	41.7%
11	Kaiden Rice	G	31:48	5-13	4-11	0-0	0	1	1	0	14	1	0	0	0	0	-13			3PT%	4-13	30.8%	
13	Donald Carey	G	36:45	5-12	2-5	0-0	1	4	5	1	2	12	5	1	4	0	1	-7			FT%	3-4	75%
21	Ryan Mutombo		12:18	3-6	0-0	2-4	5	1	6	2	3	8	0	0	0	3	1	-5			GM FG%	28-66	42.4%
23	Collin Holloway		21:09	2-6	1-3	2-2	0	2	2	2	3	7	1	0	0	1	1	4			3PT%	8-23	34.8%
4	Jalin Billingsley		09:20	1-2	0-0	0-0	0	0	0	0	1	2	2	0	0	0	0	-10			FT%	9-12	75.0%
10	Chuma Azinge		00:03	0-0	0-0	0-0	0	0	0	0	0	0	0	0	0	0	0	0			Dead Ball Rebounds: 0, 0		
Team											1	0	1										
Totals			28:66	8-23	9-12	9	26	35	14	15	73	13	11	5	7	6	-7						

Technical Fouls: NONE

		TCU	GEO	Points from		TCU	GEO	Period by Period Scoring			
Biggest lead	9 (2 <sup>nd</sup> 4:14)	3 (2 <sup>nd</sup> 16:39)	Turnovers	14	10	TCU	1st	2nd	TOT		
Best Scoring Run	7(2 <sup>nd</sup> 6:20)	9(1 <sup>st</sup> 2:39)	Paint	34	32		39	41	80		
Lead Changes	16		Second Chance	13	9		GEO	36	37	73	
Times Tied	13		Fast Breaks	11	9						
Time with Lead	26:08	05:48	Bench	19	17						

## TCU GAME-BY-GAME

Opponent	Date	Score		Total		3-Pointers		Free throws		Rebounds										
				FG-FGA	PCT	3FG-3FGA	PCT	FT-FTA	PCT	OFF	DEF	TOT	AVG	PF	A	TO	BLK	STL	PTS	AVG
McNeese	11/11/2021	77-61	W	23-65	.354	7-21	.333	24-34	.706	21	36	57	57.0	12	15	18	3	7	77	77.0
Southern Miss.	11/15/2021	83-51	W	34-69	.493	8-22	.364	7-11	.636	19	34	53	55.0	11	20	16	4	8	83	80.0
Nicholls St.	11/18/2021	63-50	W	20-53	.377	4-19	.211	19-25	.760	11	24	35	48.3	9	10	15	3	8	63	74.3
vs Santa Clara	11/22/2021	66-85	L	26-64	.406	7-20	.350	7-15	.467	10	14	24	42.3	20	12	9	3	7	66	72.3
vs Pepperdine	11/24/2021	73-64	W	27-54	.500	3-18	.167	16-21	.762	15	23	38	41.4	15	13	18	3	3	73	72.4
Austin Peay	11/29/2021	68-51	W	27-68	.397	5-21	.238	9-15	.600	22	29	51	43.0	8	13	8	4	6	68	71.7
Oral Roberts	12/02/2021	71-63	W	30-68	.441	6-20	.300	5-9	.556	17	26	43	43.0	12	13	10	8	8	71	71.6
vs Utah	12/08/2021	76-62	W	30-67	.448	5-18	.278	11-14	.786	11	32	43	43.0	18	18	6	6	5	76	72.1
vs Texas A&M	12/11/2021	68-64	W	24-57	.421	3-13	.231	17-24	.708	17	24	41	42.8	15	11	15	6	12	68	71.7
at Georgetown	12/18/2021	80-73	W	28-66	.424	11-26	.423	13-16	.813	12	32	44	42.9	15	16	12	6	7	80	72.5
Grambling	12/21/2021	90-55	W	30-63	.476	11-26	.423	19-26	.731	20	32	52	43.7	17	21	16	6	3	90	74.1
Baylor	01/08/2022	64-76	L	25-56	.446	7-20	.350	7-10	.700	12	20	32	42.8	11	16	18	2	6	64	73.3
<b>Total</b>		<b>879</b>		<b>324-750</b>	<b>.432</b>	<b>77-244</b>	<b>.316</b>	<b>154-220</b>	<b>.700</b>	<b>187</b>	<b>326</b>	<b>513</b>	<b>42.8</b>	<b>163</b>	<b>178</b>	<b>161</b>	<b>54</b>	<b>80</b>	<b>879</b>	<b>73.3</b>
Opponents		755		285-692	.412	88-260	.338	97-140	.693	102	268	370	30.8	198	152	171	46	75	755	62.9

### TCU Averages

Games Played	Points/game	FG Pct	3FG Pct	FT Pct	Rebounds/game	Assists/game	Turnovers/game	Assist/Turnover ratio	Steals/game	Blocks/game
12	73.3	43.2	31.6	70.0	42.8	14.8	13.4	1.1	6.7	4.5

## OPPONENT GAME-BY-GAME

Opponent	Date	Score		Total		3-Pointers		Free throws		Rebounds										
				FG-FGA	PCT	3FG-3FGA	PCT	FT-FTA	PCT	OFF	DEF	TOT	AVG	PF	A	TO	BLK	STL	PTS	AVG
McNeese	11/11/2021	77-61	W	23-66	.348	7-24	.292	8-12	.667	9	25	34	34.0	22	13	17	5	8	61	61.0
Southern Miss.	11/15/2021	83-51	W	21-63	.333	3-21	.143	6-6	1.000	7	20	27	30.5	16	11	16	3	8	51	56.0
Nicholls St.	11/18/2021	63-50	W	18-56	.321	7-25	.280	7-8	.875	15	21	36	32.3	22	9	19	5	8	50	54.0
vs Santa Clara	11/22/2021	66-85	L	30-49	.612	11-16	.688	14-18	.778	5	34	39	34.0	16	17	17	1	5	85	61.8
vs Pepperdine	11/24/2021	73-64	W	24-55	.436	8-24	.333	8-10	.800	8	14	22	31.6	18	13	12	0	4	64	62.2
Austin Peay	11/29/2021	68-51	W	19-53	.358	7-28	.250	6-8	.750	7	23	30	31.3	14	11	11	4	3	51	60.3
Oral Roberts	12/02/2021	71-63	W	24-59	.407	14-31	.452	1-3	.333	10	23	33	31.6	10	15	15	5	4	63	60.7
vs Utah	12/08/2021	76-62	W	19-56	.339	3-20	.150	21-25	.840	6	27	33	31.8	14	13	8	7	4	62	60.9
vs Texas A&M	12/11/2021	68-64	W	25-55	.455	6-16	.375	8-18	.444	12	20	32	31.8	19	10	18	4	11	64	61.2
at Georgetown	12/18/2021	80-73	W	28-66	.424	8-23	.348	9-12	.750	9	26	35	32.1	14	13	11	7	5	73	62.4
Grambling	12/21/2021	90-55	W	24-57	.421	1-5	.200	6-13	.462	6	15	21	31.1	19	12	15	1	5	55	61.7
Baylor	01/08/2022	64-76	L	30-57	.526	13-27	.481	3-7	.429	8	20	28	30.8	14	15	12	4	10	76	62.9
<b>Total</b>		<b>755</b>		<b>285-692</b>	<b>.412</b>	<b>88-260</b>	<b>.338</b>	<b>97-140</b>	<b>.693</b>	<b>102</b>	<b>268</b>	<b>370</b>	<b>30.8</b>	<b>198</b>	<b>152</b>	<b>171</b>	<b>46</b>	<b>75</b>	<b>755</b>	<b>62.9</b>
TCU		879		324-750	.432	77-244	.316	154-220	.700	187	326	513	42.8	163	178	161	54	80	879	73.3

### Opponents Averages

Games Played	Points/game	FG Pct	3FG Pct	FT Pct	Rebounds/game	Assists/game	Turnovers/game	Assist/Turnover ratio	Steals/game	Blocks/game
12	62.9	41.2	33.8	69.3	30.8	12.7	14.3	0.9	6.3	3.8

## TCU TEAM HIGHS

### TCU - Game Highs

<b>POINTS</b>	90	Grambling (12/21/2021)
	83	Southern Miss. (11/15/2021)
	80	at Georgetown (12/18/2021)
	77	McNeese (11/11/2021)
	76	vs Utah (N) (12/08/2021)
<b>FIELD GOALS MADE</b>	34	Southern Miss. (11/15/2021)
	30	Grambling (12/21/2021)
	30	vs Utah (N) (12/08/2021)
	30	Oral Roberts (12/02/2021)
<b>FIELD GOAL ATTEMPTS</b>	69	Southern Miss. (11/15/2021)
	68	Oral Roberts (12/02/2021)
	68	Austin Peay (11/29/2021)
<b>FIELD GOAL PERCENTAGE</b>	.500 (27-54)	vs Pepperdine (N) (11/24/2021)
	.493 (34-69)	Southern Miss. (11/15/2021)
<b>3 PT FG MADE</b>	11	Grambling (12/21/2021)
	11	at Georgetown (12/18/2021)
<b>3 PT FG ATTEMPTS</b>	26	Grambling (12/21/2021)
	26	at Georgetown (12/18/2021)
<b>3 PT FG PERCENTAGE</b>	.423 (11-26)	Grambling (12/21/2021)
	.423 (11-26)	at Georgetown (12/18/2021)
<b>FREE THROWS MADE</b>	24	McNeese (11/11/2021)
	19	Grambling (12/21/2021)
	19	Nicholls St. (11/18/2021)
<b>FREE THROW ATTEMPTS</b>	34	McNeese (11/11/2021)
	26	Grambling (12/21/2021)
<b>FREE THROW PERCENTAGE</b>	.813 (13-16)	at Georgetown (12/18/2021)
	.786 (11-14)	vs Utah (N) (12/08/2021)
<b>REBOUNDS</b>	57	McNeese (11/11/2021)
	53	Southern Miss. (11/15/2021)
<b>ASSISTS</b>	21	Grambling (12/21/2021)
	20	Southern Miss. (11/15/2021)
<b>STEALS</b>	12	vs Texas A&M (N) (12/11/2021)
	8	Oral Roberts (12/02/2021)
	8	Nicholls St. (11/18/2021)
	8	Southern Miss. (11/15/2021)
<b>BLOCKED SHOTS</b>	8	Oral Roberts (12/02/2021)
	6	Grambling (12/21/2021)
	6	at Georgetown (12/18/2021)
	6	vs Texas A&M (N) (12/11/2021)
	6	vs Utah (N) (12/08/2021)
<b>TURNOVERS</b>	18	Baylor (01/08/2022)
	18	vs Pepperdine (N) (11/24/2021)
	18	McNeese (11/11/2021)
<b>FOULS</b>	20	vs Santa Clara (N) (11/22/2021)
	18	vs Utah (N) (12/08/2021)

## TCU TEAM LOWS

### TCU - Game Lows

<b>POINTS</b>	63	Nicholls St. (11/18/2021)
	64	Baylor (01/08/2022)
	66	vs Santa Clara (N) (11/22/2021)
	68	vs Texas A&M (N) (12/11/2021)
	68	Austin Peay (11/29/2021)
<b>FIELD GOALS MADE</b>	20	Nicholls St. (11/18/2021)
	23	McNeese (11/11/2021)
<b>FIELD GOAL ATTEMPTS</b>	53	Nicholls St. (11/18/2021)
	54	vs Pepperdine (N) (11/24/2021)
<b>FIELD GOAL PERCENTAGE</b>	.354 (23-65)	McNeese (11/11/2021)
	.377 (20-53)	Nicholls St. (11/18/2021)
<b>3 PT FG MADE</b>	3	vs Texas A&M (N) (12/11/2021)
	3	vs Pepperdine (N) (11/24/2021)
<b>3 PT FG ATTEMPTS</b>	13	vs Texas A&M (N) (12/11/2021)
	18	vs Utah (N) (12/08/2021)
	18	vs Pepperdine (N) (11/24/2021)
<b>3 PT FG PERCENTAGE</b>	.167 (3-18)	vs Pepperdine (N) (11/24/2021)
	.211 (4-19)	Nicholls St. (11/18/2021)
<b>FREE THROWS MADE</b>	5	Oral Roberts (12/02/2021)
	7	Baylor (01/08/2022)
	7	vs Santa Clara (N) (11/22/2021)
	7	Southern Miss. (11/15/2021)
<b>FREE THROW ATTEMPTS</b>	9	Oral Roberts (12/02/2021)
	10	Baylor (01/08/2022)
<b>FREE THROW PERCENTAGE</b>	.467 (7-15)	vs Santa Clara (N) (11/22/2021)
	.556 (5-9)	Oral Roberts (12/02/2021)
<b>REBOUNDS</b>	24	vs Santa Clara (N) (11/22/2021)
	32	Baylor (01/08/2022)
<b>ASSISTS</b>	10	Nicholls St. (11/18/2021)
	11	vs Texas A&M (N) (12/11/2021)
<b>STEALS</b>	3	Grambling (12/21/2021)
	3	vs Pepperdine (N) (11/24/2021)
<b>BLOCKED SHOTS</b>	2	Baylor (01/08/2022)
	3	vs Pepperdine (N) (11/24/2021)
	3	vs Santa Clara (N) (11/22/2021)
	3	Nicholls St. (11/18/2021)
	3	McNeese (11/11/2021)
<b>TURNOVERS</b>	6	vs Utah (N) (12/08/2021)
	8	Austin Peay (11/29/2021)
<b>FOULS</b>	8	Austin Peay (11/29/2021)
	9	Nicholls St. (11/18/2021)

## OPPONENT TEAM HIGHS

### Opponent - Game Highs

<b>POINTS</b>	85	vs Santa Clara (N) (11/22/2021)
	76	Baylor (01/08/2022)
	73	at Georgetown (12/18/2021)
	64	vs Texas A&M (N) (12/11/2021)
	64	vs Pepperdine (N) (11/24/2021)
<b>FIELD GOALS MADE</b>	30	Baylor (01/08/2022)
	30	vs Santa Clara (N) (11/22/2021)
<b>FIELD GOAL ATTEMPTS</b>	66	at Georgetown (12/18/2021)
	66	McNeese (11/11/2021)
<b>FIELD GOAL PERCENTAGE</b>	.612 (30-49)	vs Santa Clara (N) (11/22/2021)
	.526 (30-57)	Baylor (01/08/2022)
<b>3 PT FG MADE</b>	14	Oral Roberts (12/02/2021)
	13	Baylor (01/08/2022)
<b>3 PT FG ATTEMPTS</b>	31	Oral Roberts (12/02/2021)
	28	Austin Peay (11/29/2021)
<b>3 PT FG PERCENTAGE</b>	.688 (11-16)	vs Santa Clara (N) (11/22/2021)
	.481 (13-27)	Baylor (01/08/2022)
<b>FREE THROWS MADE</b>	21	vs Utah (N) (12/08/2021)
	14	vs Santa Clara (N) (11/22/2021)
<b>FREE THROW ATTEMPTS</b>	25	vs Utah (N) (12/08/2021)
	18	vs Texas A&M (N) (12/11/2021)
	18	vs Santa Clara (N) (11/22/2021)
<b>FREE THROW PERCENTAGE</b>	1.000 (6-6)	Southern Miss. (11/15/2021)
	.875 (7-8)	Nicholls St. (11/18/2021)
<b>REBOUNDS</b>	39	vs Santa Clara (N) (11/22/2021)
	36	Nicholls St. (11/18/2021)
<b>ASSISTS</b>	17	vs Santa Clara (N) (11/22/2021)
	15	Baylor (01/08/2022)
	15	Oral Roberts (12/02/2021)
<b>STEALS</b>	11	vs Texas A&M (N) (12/11/2021)
	10	Baylor (01/08/2022)
<b>BLOCKED SHOTS</b>	7	at Georgetown (12/18/2021)
	7	vs Utah (N) (12/08/2021)
<b>TURNOVERS</b>	19	Nicholls St. (11/18/2021)
	18	vs Texas A&M (N) (12/11/2021)
<b>FOULS</b>	23	McNeese (11/11/2021)
	22	Nicholls St. (11/18/2021)

## OPPONENT TEAM LOWS

### Opponent - Game Lows

<b>POINTS</b>	50	Nicholls St. (11/18/2021)
	51	Austin Peay (11/29/2021)
	51	Southern Miss. (11/15/2021)
	55	Grambling (12/21/2021)
	61	McNeese (11/11/2021)
<b>FIELD GOALS MADE</b>	18	Nicholls St. (11/18/2021)
	19	vs Utah (N) (12/08/2021)
	19	Austin Peay (11/29/2021)
<b>FIELD GOAL ATTEMPTS</b>	49	vs Santa Clara (N) (11/22/2021)
	53	Austin Peay (11/29/2021)
<b>FIELD GOAL PERCENTAGE</b>	.321 (18-56)	Nicholls St. (11/18/2021)
	.333 (21-63)	Southern Miss. (11/15/2021)
<b>3 PT FG MADE</b>	1	Grambling (12/21/2021)
	3	vs Utah (N) (12/08/2021)
	3	Southern Miss. (11/15/2021)
<b>3 PT FG ATTEMPTS</b>	5	Grambling (12/21/2021)
	16	vs Texas A&M (N) (12/11/2021)
	16	vs Santa Clara (N) (11/22/2021)
<b>3 PT FG PERCENTAGE</b>	.143 (3-21)	Southern Miss. (11/15/2021)
	.150 (3-20)	vs Utah (N) (12/08/2021)
<b>FREE THROWS MADE</b>	1	Oral Roberts (12/02/2021)
	3	Baylor (01/08/2022)
<b>FREE THROW ATTEMPTS</b>	3	Oral Roberts (12/02/2021)
	6	Southern Miss. (11/15/2021)
<b>FREE THROW PERCENTAGE</b>	.333 (1-3)	Oral Roberts (12/02/2021)
	.429 (3-7)	Baylor (01/08/2022)
<b>REBOUNDS</b>	21	Grambling (12/21/2021)
	22	vs Pepperdine (N) (11/24/2021)
<b>ASSISTS</b>	9	Nicholls St. (11/18/2021)
	10	vs Texas A&M (N) (12/11/2021)
<b>STEALS</b>	3	Austin Peay (11/29/2021)
	4	vs Utah (N) (12/08/2021)
	4	Oral Roberts (12/02/2021)
	4	vs Pepperdine (N) (11/24/2021)
<b>BLOCKED SHOTS</b>	0	vs Pepperdine (N) (11/24/2021)
	1	Grambling (12/21/2021)
	1	vs Santa Clara (N) (11/22/2021)
<b>TURNOVERS</b>	8	vs Utah (N) (12/08/2021)
	11	at Georgetown (12/18/2021)
	11	Austin Peay (11/29/2021)
<b>FOULS</b>	10	Oral Roberts (12/02/2021)
	14	Baylor (01/08/2022)
	14	at Georgetown (12/18/2021)
	14	vs Utah (N) (12/08/2021)
	14	Austin Peay (11/29/2021)

## TCU INDIVIDUAL HIGHS

### TCU - Individual Game Highs

<b>POINTS</b>	28	Mike Miles vs Utah (N) (12/08/2021)
	26	Mike Miles vs Baylor (01/08/2022)
	22	Mike Miles vs McNeese (11/11/2021)
	20	Mike Miles at Georgetown (12/18/2021)
	20	Mike Miles vs Southern Miss. (11/15/2021)
<b>FIELD GOALS MADE</b>	9	Mike Miles vs Baylor (01/08/2022)
	9	Mike Miles vs Utah (N) (12/08/2021)
	9	Mike Miles vs Southern Miss. (11/15/2021)
<b>FIELD GOAL ATTEMPTS</b>	18	Mike Miles vs Oral Roberts (12/02/2021)
	17	Mike Miles vs Utah (N) (12/08/2021)
<b>FIELD GOAL PERCENTAGE (min 5 made)</b>	.750 (6-8)	Damion Baugh vs Oral Roberts (12/02/2021)
	.714 (5-7)	Eddie Lampkin vs Texas A&M (N) (12/11/2021)
<b>3 PT FG MADE</b>	4	Mike Miles vs Baylor (01/08/2022)
	4	Charles O'Bannon vs Grambling (12/21/2021)
<b>3 PT FG ATTEMPTS</b>	8	Mike Miles vs Baylor (01/08/2022)
	8	Charles O'Bannon vs Grambling (12/21/2021)
<b>3 PT FG PERCENTAGE (min 2 made)</b>	1.000 (2-2)	Charles O'Bannon vs Oral Roberts (12/02/2021)
	1.000 (2-2)	Jakobe Coles vs Nicholls St. (11/18/2021)
<b>FREE THROWS MADE</b>	11	Mike Miles vs McNeese (11/11/2021)
	9	Damion Baugh vs Texas A&M (N) (12/11/2021)
<b>FREE THROW ATTEMPTS</b>	12	Mike Miles vs McNeese (11/11/2021)
	11	Mike Miles vs Pepperdine (N) (11/24/2021)
<b>FREE THROW PERCENTAGE (min 3 made)</b>	1.000 (5-5)	Francisco Farabello vs Nicholls St. (11/18/2021)
	1.000 (4-4)	Francisco Farabello vs McNeese (11/11/2021)
<b>REBOUNDS</b>	13	Emanuel Miller vs Southern Miss. (11/15/2021)
	13	Emanuel Miller vs McNeese (11/11/2021)
<b>ASSISTS</b>	11	Damion Baugh vs Grambling (12/21/2021)
	7	Mike Miles vs Oral Roberts (12/02/2021)
	7	Mike Miles vs Santa Clara (N) (11/22/2021)
<b>STEALS</b>	3	Micah Peavy vs Baylor (01/08/2022)
	3	Mike Miles at Georgetown (12/18/2021)
	3	Jakobe Coles vs Texas A&M (N) (12/11/2021)
	3	Emanuel Miller vs Texas A&M (N) (12/11/2021)
	3	Mike Miles vs Texas A&M (N) (12/11/2021)
	3	Charles O'Bannon vs Oral Roberts (12/02/2021)
	3	Damion Baugh vs Oral Roberts (12/02/2021)
	3	Emanuel Miller vs Santa Clara (N) (11/22/2021)
	3	Mike Miles vs Nicholls St. (11/18/2021)
	3	Micah Peavy vs Nicholls St. (11/18/2021)
<b>BLOCKED SHOTS</b>	3	Souleymane Doumbia vs Grambling (12/21/2021)
	3	Emanuel Miller at Georgetown (12/18/2021)
	3	Jakobe Coles vs Austin Peay (11/29/2021)
<b>TURNOVERS</b>	8	Mike Miles vs Nicholls St. (11/18/2021)
	7	Damion Baugh vs Baylor (01/08/2022)
<b>FOULS</b>	5	Micah Peavy vs Baylor (01/08/2022)
	5	Eddie Lampkin vs Grambling (12/21/2021)



## OPPONENT INDIVIDUAL HIGHS

### Opponent - Individual Game Highs

<b>POINTS</b>	22	Adam Flagler vs Baylor (01/08/2022)
	22	Jalen Williams vs Santa Clara (N) (11/22/2021)
	21	Aminu Mohammed at Georgetown (12/18/2021)
	20	James Akinjo vs Baylor (01/08/2022)
	20	Max Abmas vs Oral Roberts (12/02/2021)
<b>FIELD GOALS MADE</b>	9	James Akinjo vs Baylor (01/08/2022)
	8	Adam Flagler vs Baylor (01/08/2022)
	8	Aminu Mohammed at Georgetown (12/18/2021)
<b>FIELD GOAL ATTEMPTS</b>	20	Aminu Mohammed at Georgetown (12/18/2021)
	19	Max Abmas vs Oral Roberts (12/02/2021)
<b>FIELD GOAL PERCENTAGE (min 5 made)</b>	.714 (5-7)	Tyrece Radford vs Texas A&M (N) (12/11/2021)
	.714 (5-7)	Giordan Williams vs Santa Clara (N) (11/22/2021)
<b>3 PT FG MADE</b>	6	Adam Flagler vs Baylor (01/08/2022)
	6	Max Abmas vs Oral Roberts (12/02/2021)
<b>3 PT FG ATTEMPTS</b>	13	Max Abmas vs Oral Roberts (12/02/2021)
	12	TJ Moss vs McNeese (11/11/2021)
<b>3 PT FG PERCENTAGE (min 2 made)</b>	.833 (5-6)	PJ Pipes vs Santa Clara (N) (11/22/2021)
	.750 (3-4)	Giordan Williams vs Santa Clara (N) (11/22/2021)
<b>FREE THROWS MADE</b>	7	Jalen Williams vs Santa Clara (N) (11/22/2021)
	6	Brandon Carlson vs Utah (N) (12/08/2021)
<b>FREE THROW ATTEMPTS</b>	9	Both Gach vs Utah (N) (12/08/2021)
	8	Jalen Williams vs Santa Clara (N) (11/22/2021)
<b>FREE THROW PERCENTAGE (min 3 made)</b>	1.000 (6-6)	Brandon Carlson vs Utah (N) (12/08/2021)
	1.000 (5-5)	Lazar Stefanovic vs Utah (N) (12/08/2021)
	1.000 (4-4)	Aminu Mohammed at Georgetown (12/18/2021)
	1.000 (3-3)	Rolie Worster vs Utah (N) (12/08/2021)
	1.000 (3-3)	Tae Hardy vs Southern Miss. (11/15/2021)
<b>REBOUNDS</b>	11	Aminu Mohammed at Georgetown (12/18/2021)
	10	Keshawn Justice vs Santa Clara (N) (11/22/2021)
<b>ASSISTS</b>	8	James Akinjo vs Baylor (01/08/2022)
	8	Mike Mitchell Jr. vs Pepperdine (N) (11/24/2021)
<b>STEALS</b>	4	Donald Carey at Georgetown (12/18/2021)
	4	Andre Gordon vs Texas A&M (N) (12/11/2021)
<b>BLOCKED SHOTS</b>	6	Brandon Carlson vs Utah (N) (12/08/2021)
	3	Ryan Mutombo at Georgetown (12/18/2021)
	3	Ryghie Lyons vs Nicholls St. (11/18/2021)
	3	Christian Shumate vs McNeese (11/11/2021)
<b>TURNOVERS</b>	7	Max Abmas vs Oral Roberts (12/02/2021)
	6	Ty Gordon vs Nicholls St. (11/18/2021)
	6	Devante Carter vs Nicholls St. (11/18/2021)
<b>FOULS</b>	5	A'mari McCray vs Grambling (12/21/2021)
	5	Quenton Jackson vs Texas A&M (N) (12/11/2021)
	5	Corbin Merritt vs Austin Peay (11/29/2021)
	5	Keith Fisher III vs Pepperdine (N) (11/24/2021)
	5	Ryghie Lyons vs Nicholls St. (11/18/2021)
	5	Brendan Medley-Bacon vs McNeese (11/11/2021)



## POINTS-REBOUNDS-ASSISTS

Opponent	Date	Score	0	1	2	3	4	5	10	11	12	13	21
			PEAVY, MICA	MILES, MIKE	MILLER, EMA	FARABELLO, LAMPKIN, ED	O'BANNON, C	BAUGH, DAMI	FORD, DARIU	CORK, XAVIE	WELLS, SHAH	COLES, JAKO	
McNeese	11/11/2021	77-61 W	6-10-1	22-2-5	12-13-0	9-5-1	8-6-0	10-4-3	6-1-3	DNP	0-8-0	0-0-2	0-5-0
Southern Miss.	11/15/2021	83-51 W	10-5-4	20-1-6	12-13-0	8-7-3	6-5-1	3-3-2	DNP	DNP	4-3-2	7-3-0	9-5-0
Nicholls St.	11/18/2021	63-50 W	10-6-0	16-3-2	9-4-0	8-3-1	0-4-0	6-0-1	DNP	DNP	6-6-0	0-1-0	8-2-1
vs Santa Clara	11/22/2021	66-85 L	10-5-1	10-5-7	9-3-0	0-0-1	2-2-0	6-2-2	DNP	DNP	6-3-0	0-0-0	8-2-1
vs Pepperdine	11/24/2021	73-64 W	4-3-0	16-5-3	15-10-2	3-2-0	4-1-0	12-4-0	8-3-3	DNP	4-2-0	DNP	7-4-0
Austin Peay	11/29/2021	68-51 W	6-8-1	12-2-3	8-5-1	3-3-1	12-12-2	4-2-0	6-3-3	DNP	7-5-0	6-2-0	4-4-2
Oral Roberts	12/02/2021	71-63 W	6-8-1	13-3-7	10-5-0	0-2-1	8-5-0	12-6-1	13-4-3	DNP	6-4-0	0-1-0	3-4-0
vs Utah	12/08/2021	76-62 W	8-3-1	28-8-4	10-4-1	2-1-2	1-2-0	4-3-0	6-5-5	DNP	2-2-1	0-1-0	10-7-4
vs Texas A&M	12/11/2021	68-64 W	0-4-0	12-3-4	13-3-1	2-2-1	10-10-0	18-3-1	9-8-4	DNP	4-4-0	DNP	0-0-0
at Georgetown	12/18/2021	80-73 W	5-4-1	20-6-5	8-5-3	6-0-2	9-9-1	15-7-2	9-7-1	DNP	6-1-0	DNP	2-3-1
Grambling	12/21/2021	90-55 W	6-4-2	DNP	18-10-2	8-5-1	3-7-0	19-8-3	13-4-11	2-1-0	DNP	DNP	12-3-2
Baylor	01/08/2022	64-76 L	7-1-0	26-1-5	4-7-1	3-1-1	0-6-1	12-6-3	10-2-4	DNP	0-2-1	DNP	0-1-0

Opponent	Date	Score	25	30	33	35
			DOUMBIA, SO	YOUNG, HARR	EVANS, MAXW	DESPIE, COL
McNeese	11/11/2021	77-61 W	4-0-0	DNP	DNP	DNP
Southern Miss.	11/15/2021	83-51 W	4-2-0	0-0-0	0-5-2	0-0-0
Nicholls St.	11/18/2021	63-50 W	0-4-1	DNP	0-1-4	DNP
vs Santa Clara	11/22/2021	66-85 L	0-1-0	DNP	15-0-0	DNP
vs Pepperdine	11/24/2021	73-64 W	0-0-0	DNP	0-2-5	DNP
Austin Peay	11/29/2021	68-51 W	0-3-0	DNP	DNP	DNP
Oral Roberts	12/02/2021	71-63 W	0-0-0	DNP	DNP	DNP
vs Utah	12/08/2021	76-62 W	5-3-0	DNP	DNP	DNP
vs Texas A&M	12/11/2021	68-64 W	0-0-0	DNP	DNP	DNP
at Georgetown	12/18/2021	80-73 W	0-0-0	DNP	DNP	DNP
Grambling	12/21/2021	90-55 W	9-6-0	0-0-0	DNP	0-1-0
Baylor	01/08/2022	64-76 L	2-1-0	DNP	DNP	DNP



## CONFERENCE ONLY STATS

### Game Records

Record	Overall	Home	Away	Neutral
ALL GAMES	0-1	0-1	0-0	0-0
CONFERENCE	0-1	0-1	0-0	0-0
NON-CONFERENCE	0-0	0-0	0-0	0-0

### Score by Periods

Team	1st	2nd	OT	TOT
TCU	37	27	0	64
Opponents	31	45	0	76

### Team Box Score

No.	Player				Total		3-Point		F-Throw		Rebounds													
		GP-GS	MIN	AVG	FG-FGA	FG%	3FG-3FGA	3FG%	FT-FTA	FT%	OFF	DEF	TOT	AVG	PF	DQ	A	TO	BLK	STL	PTS	AVG		
1	MILES, Mike	1-1	36:41	36.7	9-16	.563	4-8	.500	4-7	.571	0	1	1	1.0	0	0	5	3	0	0	26	26.0		
5	O'BANNON, Charles	1-1	30:22	30.4	5-10	.500	2-5	.400	0-0	.000	2	4	6	6.0	1	0	3	3	1	1	12	12.0		
10	BAUGH, Damion	1-1	28:34	28.6	4-9	.444	0-1	.000	2-2	1.000	1	1	2	2.0	3	0	4	7	0	0	10	10.0		
0	PEAVY, Micah	1-0	18:50	18.8	3-4	.750	0-1	.000	1-1	1.000	0	1	1	1.0	5	1	0	2	0	3	7	7.0		
2	MILLER, Emanuel	1-1	28:44	28.7	2-7	.286	0-1	.000	0-0	.000	2	5	7	7.0	1	0	1	1	0	0	4	4.0		
3	FARABELLO, Francisco	1-0	15:33	15.6	1-5	.200	1-3	.333	0-0	.000	0	1	1	1.0	1	0	1	0	0	1	3	3.0		
25	DOUMBIA, Souleymane	1-0	09:17	9.3	1-1	1.000	0-0	.000	0-0	.000	1	0	1	1.0	0	0	0	1	1	0	2	2.0		
21	COLES, JaKobe	1-0	03:14	3.2	0-1	.000	0-1	.000	0-0	.000	0	1	1	1.0	0	0	0	0	0	0	0	0.0		
4	LAMPKIN, Eddie	1-1	19:18	19.3	0-1	.000	0-0	.000	0-0	.000	3	3	6	6.0	0	0	1	0	0	1	0	0.0		
12	CORK, Xavier	1-0	09:27	9.5	0-2	.000	0-0	.000	0-0	.000	1	1	2	2.0	0	0	1	0	0	0	0	0.0		
Team											2	2	4					1						
Total		1	200		25-56	.446	7-20	.350	7-10	.700	12	20	32	32.0	11	1	16	18	2	6	64	64.0		
Opponents		1	200		30-57	.526	13-27	.481	3-7	.429	8	20	28	28.0	14	0	15	12	4	10	76	76.0		

### Team Statistics

	TCU	OPP
<b>Scoring</b>	<b>64</b>	<b>76</b>
Points per game	64.0	76.0
Scoring margin	-12.0	-
<b>Field goals-att</b>	<b>25-56</b>	<b>30-57</b>
Field goal pct	.446	.526
<b>3 point fg-att</b>	<b>7-20</b>	<b>13-27</b>
3-point FG pct	.350	.481
3-pt FG made per game	7.0	13.0
<b>Free throws-att</b>	<b>7-10</b>	<b>3-7</b>
Free throw pct	.700	.429
F-Throws made per game	7.0	3.0
<b>Rebounds</b>	<b>32</b>	<b>28</b>
Rebounds per game	32.0	28.0
Rebounding margin	+4.0	-
<b>Assists</b>	<b>16</b>	<b>15</b>
Assists per game	16.0	15.0
<b>Turnovers</b>	<b>18</b>	<b>12</b>
Turnovers per game	18.0	12.0
Turnover margin	-6.0	-
Assist/turnover ratio	0.9	1.3
<b>Steals</b>	<b>6</b>	<b>10</b>
Steals per game	6.0	10.0
<b>Blocks</b>	<b>2</b>	<b>4</b>
Blocks per game	2.0	4.0
<b>Winning streak</b>	<b>0</b>	<b>-</b>
Home win streak	0	-
<b>Attendance</b>	<b>5562</b>	<b>0</b>
Home games-Avg/Game	1-5562	0-0
Neutral site-Avg/Game	-	0-0

### Team Results

Date	Opponent		Score	Att.
01/08/2022	Baylor	L	64-76	5562

## SEASON STATS

### Game Records

Record	Overall	Home	Away	Neutral
ALL GAMES	10-2	6-1	1-0	3-1
CONFERENCE	0-1	0-1	0-0	0-0
NON-CONFERENCE	10-1	6-0	1-0	3-1

### Score by Periods

Team	1st	2nd	OT	TOT
TCU	430	449	0	879
Opponents	352	403	0	755

### Team Box Score

No.	Player				Total		3-Point		F-Throw		Rebounds													
		GP-GS	MIN	AVG	FG-FGA	FG%	3FG-3FGA	3FG%	FT-FTA	FT%	OFF	DEF	TOT	AVG	PF	DQ	A	TO	BLK	STL	PTS	AVG		
1	MILES, Mike	11-11	348:56	31.7	64-159	.403	20-59	.339	47-61	.770	2	37	39	3.5	18	0	51	36	1	14	195	17.7		
2	MILLER, Emanuel	12-12	332:58	27.7	50-108	.463	5-21	.238	23-34	.676	36	46	82	6.8	18	0	11	16	9	14	128	10.7		
5	O'BANNON, Charles	12-3	266:42	22.2	44-94	.468	18-44	.409	15-22	.682	17	31	48	4.0	17	0	18	11	7	12	121	10.1		
10	BAUGH, Damion	9-8	241:50	26.9	29-65	.446	5-18	.278	17-20	.850	3	34	37	4.1	11	0	37	24	1	12	80	8.9		
0	PEAVY, Micah	12-9	252:06	21.0	32-86	.372	3-15	.200	11-20	.550	24	37	61	5.1	24	1	12	17	6	7	78	6.5		
4	LAMPKIN, Eddie	12-11	198:06	16.5	27-46	.587	0-0	.000	9-19	.474	39	30	69	5.8	27	1	5	9	3	3	63	5.3		
21	COLES, JaKobe	12-0	155:19	12.9	25-59	.424	8-25	.320	5-9	.556	13	27	40	3.3	13	0	11	10	8	8	63	5.3		
3	FARABELLO, Francisco	12-4	230:36	19.2	13-42	.310	11-35	.314	15-15	1.000	2	29	31	2.6	9	0	15	3	0	4	52	4.3		
12	CORK, Xavier	11-1	147:22	13.4	19-32	.594	0-0	.000	7-11	.636	22	18	40	3.6	13	0	4	8	10	3	45	4.1		
33	EVANS, Maxwell	4-1	75:43	18.9	5-20	.250	3-12	.250	2-3	.667	2	6	8	2.0	5	0	11	7	1	3	15	3.8		
11	FORD, Darius	1-0	01:46	1.8	1-1	1.000	0-0	.000	0-0	.000	1	0	1	1.0	0	0	0	0	0	0	2	2.0		
25	DOUMBIA, Souleymane	12-0	90:49	7.6	10-15	.667	1-2	.500	3-6	.500	8	12	20	1.7	5	0	1	3	8	0	24	2.0		
13	WELLS, Shahada	7-0	52:04	7.4	5-18	.278	3-11	.273	0-0	.000	3	5	8	1.1	3	0	2	5	0	0	13	1.9		
35	DESPIE, Cole	2-0	02:52	1.4	0-1	.000	0-0	.000	0-0	.000	0	1	1	0.5	0	0	0	0	0	0	0	0.0		
30	YOUNG, Harrison	2-0	02:52	1.4	0-4	.000	0-2	.000	0-0	.000	0	0	0	0.0	0	0	0	0	0	0	0	0.0		
Team											15	13	28					12						
Total		12	2400		324-750	.432	77-244	.316	154-220	.700	187	326	513	42.8	163	2	178	161	54	80	879	73.3		
Opponents		12	2400		285-692	.412	88-260	.338	97-140	.693	102	268	370	30.8	198	6	152	171	46	75	755	62.9		

### Team Statistics

	TCU	OPP
<b>Scoring</b>	<b>879</b>	<b>755</b>
Points per game	73.3	62.9
Scoring margin	+10.3	-
<b>Field goals-att</b>	<b>324-750</b>	<b>285-692</b>
Field goal pct	.432	.412
<b>3 point fg-att</b>	<b>77-244</b>	<b>88-260</b>
3-point FG pct	.316	.338
3-pt FG made per game	6.4	7.3
<b>Free throws-att</b>	<b>154-220</b>	<b>97-140</b>
Free throw pct	.700	.693
F-Throws made per game	12.8	8.1
<b>Rebounds</b>	<b>513</b>	<b>370</b>
Rebounds per game	42.8	30.8
Rebounding margin	+11.9	-
<b>Assists</b>	<b>178</b>	<b>152</b>
Assists per game	14.8	12.7
<b>Turnovers</b>	<b>161</b>	<b>171</b>
Turnovers per game	13.4	14.3
Turnover margin	+0.8	-
Assist/turnover ratio	1.1	0.9
<b>Steals</b>	<b>80</b>	<b>75</b>
Steals per game	6.7	6.3
<b>Blocks</b>	<b>54</b>	<b>46</b>
Blocks per game	4.5	3.8
<b>Winning streak</b>	<b>0</b>	<b>-</b>
Home win streak	0	-
<b>Attendance</b>	<b>35325</b>	<b>5053</b>
Home games-Avg/Game	7-5046	1-5053
Neutral site-Avg/Game	-	4-2183

### Team Results

Date	Opponent		Score	Att.
11/11/2021	McNeese	W	77-61	5267
11/15/2021	Southern Miss.	W	83-51	4915
11/18/2021	Nicholls St.	W	63-50	4825
11/22/2021	vs Santa Clara	L	66-85	1700
11/24/2021	vs Pepperdine	W	73-64	1700
11/29/2021	Austin Peay	W	68-51	4813
12/02/2021	Oral Roberts	W	71-63	5023
12/08/2021	vs Utah	W	76-62	2231
12/11/2021	vs Texas A&M	W	68-64	3100
12/18/2021	at Georgetown	W	80-73	5053
12/21/2021	Grambling	W	90-55	4920
01/08/2022	Baylor	L	64-76	5562