



# HORNED FROGS BASKETBALL

FORT WORTH, TEXAS

## SCHEDULE/RESULTS

### NOVEMBER

Date	Opponent	AP Rank TCU/Opp	TV	Time/ Result
Wed. 25	Houston Baptist	-/-	Big 12 Now/ESPN+	W, 69-45
Sat. 28	vs. Tulsa^	-/-	ESPN3	W, 70-65
Sun. 29	vs. Liberty^	-/-	ESPN2	W, 56-52

### DECEMBER

Thur. 3	N'Western State	RV/-	Big 12 Now/ESPN+	W, 74-68
Sun. 6	Oklahoma*	RV/-	ESPN2	L, 82-78
Wed. 9	Providence	-/-	ESPNU	L, 79-70
Sat. 12	vs. Texas A&M%	-/-	Big 12 Now/ESPN+	W, 73-55
Wed. 16	at Oklahoma State*	-/RV	ESPN	W, 77-76
Tue. 22	North Dakota St.	-/-	ESPN2	W, 89-82
Wed. 30	Prairie View A&M	-/-	Big 12 Now/ESPN+	W, 66-61

### JANUARY

Sat. 2	at Kansas State*	-/-	ESPNU	W, 67-60
Tue. 5	Kansas*	-/6	ESPN	L, 93-64
Sat. 9	Baylor*	-/2	ESPN	L, 67-49
Tue. 12	at Oklahoma*	-/-	Big 12 Now/ESPN+	L, 82-46
Sat. 16	at West Virginia*	-/-	Big 12 Now/ESPN+	Postponed
Sat. 23	Texas*	-/-	ESPN2	Postponed
Thu. 28	at Kansas*	-/15	Big 12 Now/ESPN+	L, 59-51
Sat. 30	at Missouri#	-/12	ESPNU	L, 102-98 (OT)

### FEBRUARY

Wed. 3	Oklahoma State*	-/RV	ESPN2	W, 81-78
Sat. 6	at Baylor*	-/-	Big 12 Now/ESPN+	Postponed
Tue. 9	Iowa State*	-/-	ESPNU	W, 79-76
Sat. 13	at Texas*	-/13	Longhorn	L, 70-55
Thu. 18	Texas Tech*	-/-	TBA	Postponed
Sat. 20	Kansas State*	-/-	Big 12 Now/ESPN+	L, 62-54
Tue. 23	West Virginia*	-/10	ESPN2	L, 74-66
Sat. 27	at Iowa State*	-/-	ESPNU	W, 76-72

### MARCH

Tue. 2	at Texas Tech*	-/18	Big 12 Now/ESPN+	L, 69-49
Thu. 4	at West Virginia*	-/6	Big 12 Now/ESPN+	L, 76-67
Sun. 7	Texas*	-/15	Big 12 Now/ESPN+	L, 76-64

Wed. 10	vs. (9) Kansas State	-/-	ESPN	5:30 p.m.
Thu. 11	vs. (1) Baylor	-/2	ESPN/2	1:30 p.m.
Fri. 12	Big 12 Semifinals	-/-	ESPN/2	5:30/8:30 p.m.
Sat. 13	Big 12 Finals	-/-	ESPN	5 p.m.

### ALL TIMES CENTRAL

\* - Big 12 Conference game

^ - Hall of Fame Classic Presented by ShotTracker (Kansas City, Mo./T-Mobile Center)

% - Played at Dickies Arena

# - SEC/Big 12 Challenge

## FOLLOW TCU BASKETBALL

f /TCUBasketball

@TCUBasketball

TCUMBB

Website  
www.GoFrogs.com

## TCU ATHLETIC COMMUNICATIONS

MBB Contact: Steven Schoon // E: s.schoon@tcu.edu  
O: 817-257-5299 // C: 620-218-1693

Address: Athletic Communications Office  
TCU Box 297600 // Fort Worth, Texas, 76129

## SCHOLLMAYER ARENA

Schollmaier Arena's normal capacity of 6,800 has been reduced to 1,600 due to the COVID-19 pandemic.

## MARCH 10 | T-MOBILE CENTER | KANSAS CITY, MO. | 5:30 PM



### (8) TCU Horned Frogs (12-13, 5-11 Big 12)

HC: Jamie Dixon (TCU '87) ■ At TCU: 96-70 (5th) ■ Career: 424-193 (18th)



### VS. (9) KANSAS STATE Wildcats (8-19, 4-14 Big 12)

HC: Bruce Weber (Wisc.-Milwaukee '78) ■ At School: 169-129 (9th) ■ Career: 482-284 (23rd)

## PROBABLE STARTERS

Po.	No.	Name	Hgt.	Wt.	Yr.	Ppg	Rpg	Apq	Hometown
G	1	Mike Miles	6-2	195	Fr.	13.8	3.5	3.2	Lancaster, Texas
G	22	RJ Nembhard	6-5	195	Jr.	15.9	4.3	4.0	Keller, Texas
G	4	PJ Fuller	6-4	175	So.	5.7	2.0	1.5	Seattle, Wash.
F	5	Chuck O'Bannon	6-6	215	R-Jr.	6.8	3.8	0.5*	Las Vegas, Nev.
C	21	Kevin Samuel	6-11	255	Jr.	9.1	8.0	1.7*	Codrington Village, Barbuda

\* blocks per game

## NOTES

■ The first game of the 2021 Phillips 66 Big 12 Championship will be the same as the last game of last year's tournament. No. 8 seed TCU will face No. 9 seed Kansas State in the first round at 5:30 p.m. Wednesday on ESPN at T-Mobile Center in Kansas City, Mo.

■ It will be a rematch of the final game of the 2020 championship when the two teams met in the first round before COVID-19 forced the tournament to be canceled.

■ All but three of TCU's losses this season have come against teams with a NET ranking of 33 or better and are to teams currently ranked in the top 25. TCU is 10-3 in non-quadrant 1 games. TCU has two Q1 wins, both against Oklahoma State, which is currently ranked 12th in the AP Poll.

■ In his fifth season as TCU's head coach, Jamie Dixon is four wins away from 100. In his 18th season as head coach, Dixon has never had a losing season.

■ TCU is 5-8 in the Big 12 Championship and 3-4 under Dixon.

■ TCU features one of the top backcourts in the Big 12 with freshman Mike Miles and junior RJ Nembhard, both earned All-Big 12 Conference honors this week. Nembhard was on the third team and Miles was honorable mention as well as on the All-Freshman Team.

■ Nembhard is fifth in the Big 12 in scoring with 15.9 points per game. His seven 20-point games rank fourth in the Big 12. Nembhard also ranks seventh in assists (4.0).

■ Miles has four 20-point games this season, the second-most of any freshman in the Big 12. He also ranks 13th in the Big 12 in scoring (13.8). Among freshmen, his scoring average is second in the Big 12 and 15th nationally.

■ Junior center Kevin Samuel is TCU's career leader with 205 blocked shots, which ranks as the sixth most nationally among active players. His 1.7 blocks per game leads the Big 12.

■ Samuel ranks third in the Big 12 with 7.9 rebounds per game and first with 3.0 offensive rebounds per game.

■ TCU is one of the youngest teams in the country with nine underclassmen. According to KenPom, the Frogs rank 319 out of 345 teams in experience with an average of 1.14 years per player.

## LAST TIME OUT

No. 15 Texas' second-half run and 3-point barrage were too much for TCU to overcome in a 76-64 loss on Sunday. TCU was led by RJ Nembhard's 13 points. Mike Miles added 12 points to go with a team-high six rebounds and four assists.

## ABOUT THE OPPONENT

Kansas State has won three of its last four games. KSU won its last game, 61-56, against Iowa State on Saturday. Freshman Nijel Pack leads the team in scoring at 12.0 points per game. Senior Mike McGuril averages 11.9 points and was named All-Big 12 Conference Honorable Mention.

## SERIES HISTORY

Kansas State leads the overall series 18-9 and is 3-2 in neutral site meetings with TCU. The two teams split the season series with each team winning on the road. TCU won at KSU, 67-60, and KSU won at TCU, 62-54. K-State has knocked off TCU in each of the last three years at the Big 12 Championship.

## UP NEXT

The winner faces No. 1 seed Baylor in the quarterfinals on Thursday at 1:30 p.m.

## GAME INFORMATION

Broadcast: ESPN

Play-By-Play: Bob Wischusen

Analyst: Fran Fraschilla

Reporter: Holly Rowe

Online: WatchESPN.com // ESPN App

Radio: KLIF 570 AM | XM/Online: 199/953

Play-By-Play: Brian Estridge

Analyst: John Denton

Online: HFTV // TuneIn

Series: KSU leads 18-9

In Fort Worth: KSU leads 7-3

In Manhattan: KSU leads 8-4

Neutral: KSU leads 3-2

First Meeting:

KSU won 75-17, Dec. 11, 1947 at KSU

Last Meeting:

KSU won 62-54, Feb. 20, 2021 at TCU

Winning Streak: KSU, W1

Dixon vs. KSU: 6-6

## STATISTICAL COMPARISON



67.5 ppg	Scoring Off.	61.2 ppg
71.2 ppg	Scoring Def.	70.9 ppg
-3.7	Scoring Mar.	-9.6
44.0%	FG %	40.9%
44.8%	FG% Def.	46.1%
67.6%	FT %	66.4%
34.6	RPG	32.9
+0.4	Reb Mar.	-0.1
6.8	3FG Per Game	6.5
34.3%	3FG %	29.1%
33.5%	3FG % Def.	36.8%
13.3	Assists	12.9
3.5	Blocks	1.6
6.0	Steals	5.2
14.2	Turnovers	14.9

## RANKINGS

TCU	KSU
AP: NR	AP: NR
Coaches: NR	Coaches: NR
NET: 127	NET: 204
KenPom: 128	KenPom: 127
Schedule: 31	Schedule: 18

## NUMERICAL ROSTER

No.	Name	Pos.	Ht.	Wt.	Yr.-Exp.	Hometown (High School) / Previous School
0	Eddie Lampkin	C	6-11	295	Fr.	Katy, Texas (Morton Ranch HS)
1	Mike Miles	G	6-2	195	Fr.	Lancaster, Texas (Lancaster HS)
2	Mickey Pearson Jr.	F	6-7	210	R-Fr.	Lincoln, Ala. (Hargrave Military (Va.))
3	Francisco Farabello	G	6-3	183	So.	Cañada de Gómez, Argentina (NBA Global Academy (Aus.))
4	PJ Fuller	G	6-4	175	So.	Seattle, Wash. (Findlay Prep (Nev.))
5	Chuck O'Bannon Jr.	F	6-7	215	R-Jr.	Las Vegas, Nev. (Bishop Gorman) / USC
11	Taryn Todd	G	6-5	180	R-Fr.	Vaughan, Ontario, Canada (Findlay Prep (Nev.))
13	Dylan Arnette*	G	6-3	185	So.	DeSoto, Texas (Dallas Carter HS)
15	Terren Frank	F	6-8	235	Fr.	Los Angeles, Calif. (Sierra Canyon HS)
21	Kevin Samuel	C	6-11	255	Jr.	Codrington Village, Barbuda (Redemption Christian HS - Texas)
22	RJ Nembhard	G	6-5	200	Jr.	Keller, Texas (Keller HS)
23	Jaedon LeDee	F	6-9	240	Jr.	Houston, Texas (The Kinkaid School) / Ohio State
30	Harrison Young*	G	5-11	180	Jr.	Auckland, New Zealand (Impact Basketball Academy - Fla.)
31	Owen Aschieris*	G	6-2	175	Sr.	San Diego, Calif. (Santa Fe Christian School)
34	Kevin Easley Jr.	F	6-7	225	So.	Indianapolis, Ind. (Lawrence North HS) / Chattanooga

\* denotes walk-on

## COACHES & STAFF

Staff Position	Name	Graduated From	Year at TCU
Head Coach:	Jamie Dixon	TCU, '87	Fifth season at TCU
Assistant Head Coach:	Ryan Miller	Northern State, '00	Fifth season at TCU
Assistant Head Coach:	Tony Benford	Texas Tech, '86	Second season at TCU
Assistant Coach:	Duane Broussard	Bradley, '93	Second season at TCU
Director of Operations:	Thomas Montigel	TCU, '14	Fifth season at TCU
Assistant for Student-Athlete Development:	Corey Santee	TCU, '06	Fourth season at TCU
Associate Director of Sports Medicine:	Matt Herrill	Kansas, '03	Fifth season at TCU
Associate Head Strength & Conditioning Coach:	Andrew Mitchell	Iowa State, '11	First season at TCU

## PRONUNCIATION GUIDE

Players	Pronunciation
Dylan Arnette	dillon AR-NET
Owen Aschieris	ah-SHARE-iz
Francisco Farabello	FRAN-SIS-CO FARA-BELL-O
Jaedon LeDee	JAY-DEN LEH-DEE
RJ Nembhard	NEMB-hard

## FROGS BY MAJOR

<b>Business Information Systems</b> Eddie Lampkin	<b>Pre Major</b> PJ Fuller Mike Miles Dante Smith Taryn Todd
<b>Communication Studies</b> Dylan Arnette Owen Aschieris RJ Nembhard	<b>Physical Education</b> Francisco Farabello
<b>Comparative Race and Ethnic Studies</b> Mickey Pearson	<b>Sell Certificate (not a major)</b> Harrison Young
<b>Criminal Justice</b> Kevin Samuel	<b>Strategic Communications</b> Jaedon LeDee
<b>Film, Television, &amp; Digital Media</b> Terren Frank	<b>Youth Advocacy and Educational Studies</b> Kevin Easley Jr.
<b>General Studies with an Emphasis in Criminal Justice</b> Chuck O'Bannon Jr.	



**EDDIE LAMPKIN**  
Fr. | C | 6-11 | 295  
Katy, Texas



**MIKE MILES**  
Fr. | G | 6-2 | 195  
Lancaster, Texas



**MICKY PEARSON JR.**  
R-Fr. | F | 6-7 | 210  
Lincoln, Ala.



**FRANCISCO FARABELLO**  
So. | G | 6-3 | 183  
Cañada de Gómez, Argentina



**PJ FULLER**  
So. | G | 6-4 | 175  
Seattle, Wash.



**CHUCK O'BANNON JR.**  
R-Jr. | F | 6-6 | 215  
Las Vegas, Nev.



**TARYN TODD**  
R-Fr. | G | 6-5 | 180  
Vaughan, Ontario, Canada



**DYLAN ARNETTE**  
So. | G | 6-3 | 185  
DeSoto, Texas



**TERREN FRANK**  
Fr. | F | 6-8 | 235  
Los Angeles, Calif.



**KEVIN SAMUEL**  
Jr. | C | 6-11 | 255  
Codrington Village, Barbuda



**RJ NEMBHARD**  
Jr. | G | 6-5 | 200  
Keller, Texas



**JAEDON LEDEE**  
Jr. | F | 6-9 | 240  
Houston, Texas



**HARRISON YOUNG**  
Jr. | G | 5-11 | 180  
Auckland, New Zealand



**OWEN ASCHIERIS**  
Sr. | G | 6-2 | 175  
San Diego, Calif.



**KEVIN EASLEY JR.**  
So. | F | 6-7 | 225  
Indianapolis, Ind.



**JAMIE DIXON**  
Head Coach



**RYAN MILLER**  
Assistant Head Coach



**TONY BENFORD**  
Assistant Head Coach



**DUANE BROUSSARD**  
Assistant Coach



**THOMAS MONTIGEL**  
Director of Operations




**COREY SANTEE**  
Player Development  
Coordinator




**ANDREW MITCHELL**  
Strength and  
Conditioning Coach



**MATT HERRILL**  
Sports Medicine



**MATT CARLINO**  
Graduate Assistant



**MICHAEL RICE**  
Graduate Assistant



**COLIN VOSS**  
Graduate Assistant

## NOTES

### ALL-BIG 12 HONORS FOR MILES, NEMBARD

Freshman guard Mike Miles and junior guard RJ Nembhard earned All-Big 12 honors by the Big 12 coaches. Nembhard was named All-Big 12 Third Team and Miles was named All-Big 12 Honorable Mention and was on the Big 12 All-Freshman Team.

- Miles is the first TCU freshman since Jaylen Fisher to be named All-Big 12 Honorable Mention and the first TCU player to be named Big 12 All-Freshman

### TCU IN CONFERENCE TOURNAMENTS

TCU is 5-8 all-time in the Big 12 Conference Championship and 3-4 under Jamie Dixon.

- It will be the fifth time TCU will play Kansas State (1-3) and the fourth time in four years. KSU has won the last three.

- The furthest TCU has advanced in the Big 12 Championship is to the semifinals in 2016 where it lost to Iowa State a day after beating No. 1 Kansas.

Big 12 Conference	5-8
Mountain West Conference	2-7
Conference USA	2-3
Western Athletic Conference	5-5
Southwest Conference	11-21
<b>Total</b>	<b>25-44</b>

### A NICE NIGHT FROM THE LINE

In TCU's 76-72 win at Iowa State on Feb. 27, the Horned Frogs finished 18-of-18 from the free throw line. Only a 21-of-21 effort against Louisiana Tech on Dec. 23, 1999 beats what TCU did in Ames for consecutive free throws made. Recent TCU standout free throw games includes 21-of-22 vs. Kansas on Jan. 6, 2018 and 27-of-28 against Colorado State on Feb. 20, 2008.

### NEMBARD'S DOUBLE-DIGIT SCORING STREAK

RJ Nembhard had a double figure scoring streak of 20-straight games. He is the first TCU player to record a streak of 20 or longer since Vladimir Brodziansky had a streak of 20 games in the 2017-18 season.

### Recent TCU Double-Digit Scoring Streaks

Kevin Langford	22	2006-07, 2007-08
RJ Nembhard	20	2020-21
Vladimir Brodziansky	20	2017-18

### TCU VS. RANKED OPPONENTS

■ TCU is 24-176 all-time against ranked opponents and 8-35 under Jamie Dixon. TCU is 0-9 this season and was 3-5 last season.

■ TCU is 17-54 against ranked opponents at home and was 3-3 last season.

■ TCU is 1-10 all-time against Baylor and 1-6 all-time against teams ranked No. 2.

■ Last season, TCU defeated three ranked teams in a season for the first time in program history. No. 2 Baylor, No. 17 West Virginia and No. 18 Texas Tech. It was the third-straight season that TCU has defeated multiple ranked teams, the first time in program history that has happened.

### TCU's wins over Top 25 teams under Dixon

Feb. 29, 2020	No. 2 Baylor	75-72
Feb. 22, 2020	No. 17 West Virginia	67-60 (OT)
Jan. 21, 2020	No. 18 Texas Tech	65-54
Feb. 23, 2019	No. 19 Iowa State	75-72
Feb. 9, 2019	at No. 17 Iowa State	92-83
Jan. 22, 2018	No. 7 West Virginia	82-73
Dec. 8, 2017	vs. No. 22 Nevada	84-80
March 9, 2017	vs. No. 1 Kansas	85-82

### SWEET START

■ For the fourth time in five seasons, TCU had at least nine wins through its first 11 games. Prior to Jamie Dixon, TCU had nine wins through 11 games just once in 17 seasons.

■ TCU started 2-0 on the road in conference play for the first time in 22 seasons. The Frogs went 8-0 in the WAC during the 1997-98 season.

### TA-TA-TA-TODAY JUNIOR

TCU has seven players on its roster who have the same name

as their father. They are Kevin Easley Jr., PJ Fuller (Phillip), Eddie Lampkin Jr., Mike Miles, RJ Nembhard (Ruben), Chuck O'Bannon Jr. (Charles), Mickey Pearson Jr.

### STARTERS

TCU has had 10 different players earn a spot in the starting lineup this season. TCU last had 10 different players start during the 2013-14 season.

- This season, TCU has had 10 different starting lineups, which ranks as tied for the fifth most in the country.

### ABOUT SAMUEL'S GAME AT OSU

Kevin Samuel scored a season-high 18 points, a game-high eight rebounds and a career-high seven blocks in TCU's 77-76 win at Oklahoma State on Dec. 16. His seventh block came on OSU's second-to-last offensive possession to maintain TCU's one-point deficit and set up RJ Nembhard's game-winning shot.

- His seven blocked shots were the most by a TCU player in 20 seasons. Derrick Davenport had nine blocks against Texas Tech on Dec. 28, 2000. Davenport was also the last TCU player to record at least 18 points, eight rebounds and seven blocks in a game. He had 25, 15 and nine against the Red Raiders.

- It was the second time this season that a player recorded a line of 18 points, eight rebounds and seven blocks.

- He was the first Big 12 player since Mohamed Bomba in December of 2017 to record 18, eight and seven.

### NEMBARD NAMED BIG 12 PLAYER OF THE WEEK

TCU junior RJ Nembhard was named the Big 12 Men's Basketball Player of the Week on Dec 12. He averaged 20.5 points 8.0 assists and 5.5 rebounds and helped lead the Frogs to a 73-55 win over Texas A&M on Saturday with 16 points and tied a career-high with nine assists.

The Keller, Texas, native had 25 points against Providence and made a career-high 11 field goals on 17 attempts. For the week, Nembhard shot 63 percent from the field (17-of-27) and 50 percent from 3-point range (5-of-10). It was the first Big 12 honor of any kind for Nembhard and the first Horned Frog to win Big 12 Player of the Week since Desmond Bane last season.

### MILES, A TWO-TIME BIG 12 NEWCOMER OF THE WEEK

Freshman guard Mike Miles was named Big 12 Conference Newcomer of the Week on Nov. 30 and again on Dec. 28. It's the first time any TCU player has earned multiple Big 12 weekly honors in the same season.

To earn his first award, Miles averaged 10.3 points, 3.3 rebounds and 2.7 assists in his first week as a TCU student-athlete. The Frogs finished 3-0 and won the Hall of Fame Classic Presented by ShotTracker. For his second award, Miles scored a career-high 26 points on 11-of-18 shooting, including four 3-pointers in TCU's 89-82 win over North Dakota State on Dec. 22.

### OUTREBOUNDING LEADS TO WINS

The breakdown of win/loss records when TCU and/or Jamie Dixon-led teams rebound their opponent.

TCU this season	10-4
TCU under Dixon	81-26
TCU since the 2015-16 season	90-26
Jamie Dixon coached teams (Pitt/TCU)	345-73

- In TCU's 79-76 win over Iowa State on Feb. 9, the Frogs outrebounded the Cyclones 51-34. It tied for the most rebounds by the Frogs in a game in the Dixon era, last occurring on Dec. 18, 2017 against Texas Southern. It was the most by TCU in a conference game since joining the Big 12. TCU's 21 offensive rebound against Iowa State was its most since 25 against Texas Southern.

### HALL OF FAME CLASSIC CHAMPIONS

TCU won its fourth in-season tournament in five seasons when it won the 2020 Hall of Fame Classic Presented by

## QUICK FACTS

School	TCU
Location	Fort Worth, Texas (942,323)
Elevation	612 feet
Founded	1873
Enrollment	11,379
Colors	Purple and White
Nickname	Horned Frogs, Frogs
Home Facility	Ed and Rae Schollmaier Arena (6,800)
Conference	Big 12 Conference
Affiliation	NCAA Division I
Chancellor	Dr. Victor J. Boschini Jr.
Director of Intercollegiate Athletics	Jeremiah Donati
Faculty Rep.	Rhonda Hatcher
Ticket Office Phone	(817) 257-FROG (3764)

## HISTORY

First Season	1908-09
Record All-Time	1,256-1,434 (.467)
NCAA Tournament Appearances / Last	8 / 2018
Record in NCAA Championship	5-8 (.384)
NIT Appearances / Last	8 / 2019
Record in NIT	17-7 (.708)
CBI Appearances / Last	1 / 2012
Record in CBI	1-1 (.500)

## 2019-20 SEASON RECAP

Record (H / A / N)	16-16 (14-5 / 1-9 / 1-2)
Conference Record / Finish	7-11 / T-7th Big 12
Postseason	N/A
Final AP/USA Today Ranking	NR/NR

## COACHING STAFF

Head Coach	Jamie Dixon
Alma Mater	TCU, '87
Assistant Head Coaches	
	Ryan Miller, Northern State, '00 / Fifth Season
	Tony Benford, Texas Tech, '86 / Second Season
Assistant Coach	
	Duane Broussard, Bradley, '93 / Second Season
Player Development Coordinator	
	Corey Santee, TCU, '05 / Fourth Season
Director of Operations	Thomas Montigel, TCU, '14 / Fifth Season

## 2020-21 TEAM INFO

Lettermen Returning/Lost (scholarship only)	6/3
Starters Returning/Lost	2/3
Newcomers	7
Sr. / Jr. / So. / Fr.	1/5/5/6

## ATHLETICS COMMUNICATIONS

Men's Basketball Contact	Steven Schoon
Office Phone Number	(817) 257-5299
Cell Phone Number	(620) 218-1893
Office Fax Number	(817) 257-7964
Email Address	s.schoon@tcu.edu
Mailing Address	TCU Box 297600
	Fort Worth, TX 76129
Official Athletics Web Site	www.GoFrogs.com



ShotTracker on Nov. 29 in Kansas City, Mo. The Frogs defeated Tulsa, 70-65, in the semifinals before beating Liberty, 56-52, in the championship. Under Jamie Dixon, the Frogs have won four of their five in-season tournaments, going 10-1 in those games.

- TCU won the Global Sports Classic in Las Vegas in 2016, the Emerald Coast Classic in 2017 and the Diamond Head Classic in 2018.

## MVP

Kevin Samuel was named the MVP of the Hall of Fame Classic on Nov. 29. The center recorded 16 points and 18 rebounds in the win over Tulsa. The 18 rebounds tied a career-high and at the time, tied for the fourth-most in the NCAA this season. Samuel had eight points and five rebounds in the championship game against Liberty. He was a combined 9-of-15 from the field.

- RJ Nembhard was named to the All-Tournament Team after recording 14 points, six rebounds and four assists against Liberty.

## UNDERCLASSMEN

TCU has nine underclassmen.

- With an average 1.14 years of experience per player, TCU ranks 319 out of 345 teams that are playing this season in experience.

## WHAT'S UP CHUCK

Redshirt junior Chuck O'Bannon played in just 18 games and 100 minutes in three seasons at USC. When TCU opened the season on Nov. 25 against Houston Baptist, it was exactly one year since O'Bannon injured his left hand during a practice at USC.

- In O'Bannon's TCU debut against Houston Baptist on Nov. 25, he became the first TCU player to record at least 11 points and nine rebounds in his TCU debut since Vladimir Brodziansky recorded 19 points and 10 rebounds in his TCU debut on Nov. 13, 2015 against Southeastern Louisiana.

- O'Bannon had a career-high 18 points and six rebounds against No. 3 Kansas on Jan. 5.

- O'Bannon had 17 points and tied a team-high with five rebounds at No. 12 Missouri on Jan. 30. He followed that up with 15 points and a team-high seven rebounds against Oklahoma State on Feb. 3.

## FALL COMES, FROGS RISE

Since the 2014-15 season, the Frogs have gone 37-4 in the month of November and 67-13 in November and December combined. Under Jamie Dixon (since 2016-17), TCU has gone 51-9 in November and December combined.

## SENIOR NOTE

Fall walk-on Owen Aschieris is TCU's only senior. The San Diego, Calif., native has played in 22 games and just 40 minutes at TCU. Only nine teams in the country have fewer seniors than TCU. Aschieris was awarded a scholarship for the spring semester.

## WINNING AT HOME UNDER DIXON

TCU won 15 home games in the first three seasons of the Jamie Dixon era. All were one shy of the school record of 16, set during the 1997-98 season. The Frogs finished 14-5 at home last season.

- TCU won 58 home games in the first four years under Jamie Dixon. The most wins at home over a four-year period. It broke the old record of 57 home wins over the years 1996-1999.

- TCU won 45 home games in the first three years under Dixon, the most in school history over a 3-year period. It beat the old TCU record of 44 home wins during the span of 1996-99.

- Under Dixon, TCU is 65-25 overall and 23-21 in Big 12 games in Schollmaier Arena.

- TCU is 62-14 in nonconference games overall (including play in the Big 12 tournament and postseason). TCU is 59-10 against teams that aren't members of the Big 12 Conference.

- The Frogs are 42-4 against nonconference opponents at Schollmaier Arena under Dixon. The four losses were to Providence on Dec. 9, 2020, Xavier on Dec. 22, 2019,

Lipscomb on Nov. 20, 2019 and Auburn on Jan. 28, 2017.

- The Frogs had won eight straight Big 12 home games until a loss to No. 14 Kansas on Feb. 11, 2019, which was the most for TCU in a conference since the 1996-97, 1997-98 and 1998-99 seasons when the Frogs won nine straight in the Western Athletic Conference.

## DESMOND BANE DRAFTED

On Nov. 18, TCU graduate Desmond Bane became the 18th TCU player to be taken in the NBA Draft when he was selected 30th overall by Boston in a proposed trade to Memphis.

- Bane was the first TCU player drafted since Lee Nailon was taken 43rd overall by the Charlotte Hornets in the 1999 draft.

- Bane was the first TCU player taken in the first round since Kurt Thomas was selected 10th overall by the Miami Heat in the 1995 draft.

- Bane joins Steven Adams and Cameron Johnson as first round draft picks coached by Jamie Dixon (as a head coach). Adams and Johnson played at Pittsburgh under Dixon.

- TCU is one of six schools with NBA and NFL first round draft picks in 2020. Jalon Reagor was picked 18th by the Philadelphia Eagles and Jeff Gladney was taken 20th overall by the Minnesota Vikings. Other schools on the list are Alabama, Auburn, Georgia, Oregon and USC.

## THE DESMOND BANE ABSENCE

TCU lost a lot of production with the departure of NBA first round draft pick Desmond Bane.

- Bane scored 1,784 career points, the third-most in program history. Returning points for TCU this season totaled 1,572.

- Bane finished with 333 career assists, more than the 310 returning assists this season.

- Bane made a school record 249 career 3-pointers. TCU returns 119 3-pointers, led by RJ Nembhard's 64.

	Career Rank	Tot/Avg
Games Played	1	141
3-Pointers	1	249
Wins	1	84
Minutes	2	4,279
Points	3	1,784
Field Goals	3	659
Field Goal Attempts	4	1,331
Games Started	4	114
3-point attempts	5	575
3-point field goal percentage	5	43.3
Steals	8	132
Free Throw Percentage	10	80.4

## NEW HOME FOR KENNY HUSTLE

After two seasons with the New Orleans Pelicans, 2018 TCU graduate Kenrich Williams is a member of the Oklahoma City Thunder. Williams averaged 4.9 points, 4.8 rebounds and 1.6 assists in 85 career games with the Pelicans.

## #TOGETHERON3

TCU will be wearing a patch on the upper right side of its uniform this season. The patch says #TogetherOn3 and has a black fist beneath it. Together On 3 was started this summer by senior Owen Aschieris and Dylan Arnette as a way to bring the TCU student body closer together. The two walk-ons organize monthly discussions via Zoom with topic of race and social injustice.

## DOING OUR PART

An unprecedented year has become an important time in this country and the TCU men's basketball team has been doing its part to educate and empower its student-athletes.

- As part of a TCU social justice initiative, head coach Jamie Dixon and player development coordinator Corey Santee joined in a march down University Drive, down the middle of TCU's campus.

- As president of the NABC, Dixon has overseen numerous changes. In June, the National Association of Basketball Coaches formed the NABC Committee on Racial Reconciliation to address issues related to racial injustice

## MEDIA INFORMATION

### GOFROGS.COM

All TCU basketball information is available online at the official website of TCU athletics, GoFrogs.com. All statistical information, along with an archive of the entire season's game stories, game notes and press releases, can be found there.

### INTERVIEW REQUESTS

Interviews with TCU basketball student-athletes and coaches must be scheduled directly through the TCU Athletics Communications Office by contacting Steven Schoon. Requests must be made at least 24 hours in advance. All interviews will be done through Zoom.

### MEDIA WILL CALL

All media passes available for pickup on game day will be left at media will call, located at the ticket office window at Ed and Rae Schollmaier Arena, one hour prior to tip.

### MEDIA CREDENTIAL REQUESTS

All credential requests for home TCU basketball games will only be accepted through an online system (SportsSystems.com/TCU). Please visit the site for complete instructions on submitting the application form. The deadline to requests credentials is 24 hours prior to game time. Due to the distancing guidelines put in place, capacity in the media section of Schollmaier Arena is extremely limited this season.

### CREDENTIAL PICK UP/ ENTRANCE

The entrance for all media has changed and is now the front of Schollmaier Arena, the east side of the building. Media Will-Call is located at the ticket office window, located just north of the main entrance. The entrance will open one hour prior to tip for credentialed personnel. For earlier access, contact Steven Schoon.

### RADIO BROADCASTS

For this season, radio positions have been moved to the media section, located in section 214. Ethernet lines and the proper effects feeds are available.

### PHOTOGRAPHERS

There will be no photographers or videographers, outside of team personnel, allowed on the floor this season. There are four spots designated for media, located in row one, behind the basket. Preference will be given to those shooting for national media outlets. There will be working spots available for photographers in the media section. Similar to Big 12 football games, photos of each game will be provided to media. These will be shot by a TCU-hired photographer and include images of both teams. If a photo credit is necessary, use "TCU Athletics." A link to the dropbox of photos will be emailed out to media members upon request.

### TCU ON THE RADIO

TCU men's basketball games are broadcast live on the radio in the DFW Metroplex on 570 KLIF AM and the TuneIn App (all games). Brian Estridge will serve as the primary play-by-play announcer and will be joined by John Denton. Broadcasts will also be available online on GoFrogs.com.

### POSTGAME INTERVIEWS

TCU head coach Jamie Dixon and requested student-athletes will be available for interviews via Zoom. To request specific players to attend the postgame press conference, contact Steven Schoon during the second half of the game in a text to (620) 218-1693. Two links will be provided on the day of each game via email. One for each team. The press conference may take place as soon as 10 minutes after the conclusion of each game. Please note, the press conferences may coincide. A recording of TCU's Zoom will be provided.

### HIGH SPEED INTERNET ACCESS

High speed internet access at home TCU basketball games is available through a wireless signal. The wireless connection is available courtside. To use the wireless connection, join the network "Schollmaier Press Box" and then launch your web browser. The password is "frogstrong2020". Should you encounter technical difficulties, contact a member of TCU communications.

### STATBROADCAST

Media may access live stats on their electronic device by visiting [tcu.statbroadcast.com](http://tcu.statbroadcast.com).



both within intercollegiate athletics and society at large.

- Santee was named to the TCU Diversity, Equity & Inclusion Athletics Council.
- Assistant Coach Duane Broussard helped develop the Big 12 Black Assistant Coaches Alliance, whose core values are To Educate, To Unify, To Serve, To Support.

- TCU's guest speakers this season included former TCU great and the first African-American basketball player in the Southwest Conference Dr. James Cash, TCU's Chief Inclusion Officer and Title IX Coordinator Dr. Darron Turner, Eric Wood, Director of TCU Counseling and Mental Health and Chief Scesney and Sergeant Clark of the Grand Prairie Police Department.
- The team has watched videos on Kobe Bryant, Pastor Brett Fuller who is the Senior Pastor of Grace Covenant Church in Chantilly, Va., LeBron James and John Lewis, a politician and civil-rights leader. TCU will continue to show videos on influential African-Americans.

ASSISTS

In the previous four years that Jamie Dixon has been head coach at TCU, the Frogs have led the Big 12 in assists and assists per game.

	Total	Average
TCU	2,243	16.6
Kansas	2,143	15.0
Iowa State	1,946	14.6
Baylor	1,946	14.6
West Virginia	2,039	14.4
Texas Tech	1,968	14.3
Kansas State	1,893	13.7
Oklahoma State	1,802	13.4
Oklahoma	1,603	12.5
Texas	1,616	11.9

TCU also ranks fourth in the Big 12 in 3-pointers per game over the last four years.

	Total	Average
Iowa State	1,149	8.2
Kansas	1,168	8.1
Oklahoma State	1,029	8.0
TCU	1,109	7.9
Texas	999	7.4
Oklahoma	942	7.4
West Virginia	1,021	7.2
Baylor	951	7.2
Texas Tech	956	7.0
Kansas State	955	7.0

TCU has led the Big 12 in assists per game three of the last

four years.

	Big 12 Rk.	NCAA Rk.	APG
2019-20	2	49	14.7
2018-19	1	20	16.2
2017-18	1	2	18.6
2016-17	1	13	16.9

SCHEDULE

TCU's 27-game schedule includes 14 home games. The start of the season was pushed back roughly two weeks due to COVID-19.

- The Nov. 25 start date was the latest start date for TCU since starting the 1994-95 season on Nov. 30, a 119-78 win over Midwestern State.

- For the second consecutive season, TCU played at Fort Worth's new facility, Dickies Arena. The neutral site game with Texas A&M was the first meeting between the Horned Frogs and the Aggies since the two were members of the Southwest Conference and met at least twice every season from 1924-1996. Texas A&M leads the all-time series 88-76.

- TCU played against Missouri for the first time in nearly 70 years. The last meeting was a 55-45 win by Missouri on Dec. 18, 1952.

TCU UNDER JAMIE DIXON

TCU has thrived since Jamie Dixon's arrival in 2016. The Frogs have put up some of the best offensive numbers in school history. Included in that are school records for field goal percentage at .496 during the 2017-18 season and assists at 686 in 2016-17.

- Three of the top seven point totals in a season have come under Dixon.  
3. 2,914 (16-17)  
6. 2,730 (18-19)  
T-7. 2,708 (17-18)

- Three of the top five assist totals in a season have come under Dixon.  
1. 686 (16-17)  
4. 615 (17-18)  
5. 598 (18-19)

- Four of the top five 3-point totals in a season have come under Dixon.  
2. 281 (18-19)  
3. 280 (16-17)  
4. 274 (19-20)  
274 (17-18)

- TCU has ranked in the top 20 nationally in assists per

game three times.

2. 18.6 (17-18)  
13. 16.9 (16-17)  
20. 16.2 (18-19)

- In three of the last four years, TCU has ranked 64th or better in Adjusted Offensive Efficiency according to KenPom. Prior to 2016-17, TCU had not ranked in the 60s since 2002.

Jamie Dixon's 84 wins over the first four seasons are the most by a TCU head coach in his first four year with the program.

From 2016-2019, TCU won at least 20 games for three consecutive seasons for the second time in school history. The only other time TCU had three-straight or more 20-win seasons came during the 1996-97, 1997-98 and 1998-99 seasons.

Jamie Dixon recorded 20 wins in 15 of his 16 seasons as a head coach. He is one of four active coaches who had 20+ wins in 15 of their first 16 seasons as a head coach; Mark Few (all 16), Jim Boeheim (15 of 16), Jamie Dixon (15 of 16) and Bruce Pearl (15 of 16).

DIXON WINS

TCU at Oklahoma State was game No. 600 in the career of Jamie Dixon.

He is four wins away from his 100th win at TCU.

Now in his 18th season, Dixon has not had a losing season as a head coach.

His 412 career wins through 17 seasons is tied for the third-most by a head coach, trailing only Roy Williams (470) and Mark Few (466).

400 WINS IN 17 SEASONS

Coach, School	Seasons	W	L	Pct.
Roy Williams (KU, UNC)	1989-2005	470	116	.802
Mark Few (Gonzaga)	2000-16	466	111	.808
Denny Crum (UL)	1972-88	412	139	.748
Tom Izzo (Mich. St.)	1996-2002	412	169	.709
Jamie Dixon (PITT, TCU)	2003-pres.	412	179	.698
Jim Boeheim (Syracuse)	1977-93	411	133	.756
Nolan Richardson (TUL, ARK)	1981-97	409	146	.737
Bill Self (ORU, TUL, ILL, KU)	1994-2010	409	148	.734
Tubby Smith (TUL, UGA, UK, MIN)	1992-2008	407	159	.719
Jerry Tarkanian (LBS, LV)	1969-85	403	93	.813
John Calipari (UMASS, MEM)	89-96; 01-09	403	138	.745

LAST FIVE GAMES ONLY

No.	Player				Total		3-Point		F-Throw		Rebounds													
		GP-GS	MIN	AVG	FG-FGA	FG%	3FG-FGA	3FG%	FT-FTA	FT%	OFF	DEF	TOT	AVG	PF	DQ	A	TO	BLK	STL	PTS	AVG		
22	NEMBHARD, RJ	5-5	171:58	34.4	19-58	.328	7-24	.292	19-24	.792	4	11	15	3.0	8	1	22	20	1	4	64	12.8		
1	MILES, Mike	5-5	169:18	33.9	18-47	.383	8-24	.333	11-13	.846	1	16	17	3.4	13	0	18	13	0	8	55	11.0		
21	SAMUEL, Kevin	5-5	110:59	22.2	20-28	.714	0-0	.000	6-14	.429	9	20	29	5.8	12	0	3	8	4	2	46	9.2		
23	LEDEE, Jaedon	5-0	83:16	16.7	14-23	.609	0-0	.000	14-17	.824	13	13	26	5.2	11	0	0	2	0	4	42	8.4		
5	O'BANNON, Charles	5-5	99:21	19.9	11-28	.393	9-21	.429	4-4	1.000	2	12	14	2.8	10	0	3	2	2	5	35	7.0		
4	FULLER, PJ	5-5	138:48	27.8	10-26	.385	4-14	.286	4-6	.667	3	9	12	2.4	11	0	12	12	0	4	28	5.6		
11	TODD, Taryn	5-0	95:06	19.0	10-22	.455	4-7	.571	2-4	.500	0	9	9	1.8	9	1	3	6	1	2	26	5.2		
34	EASLEY, Kevin	5-0	79:07	15.8	7-18	.389	1-6	.167	3-4	.750	3	9	12	2.4	10	0	2	4	2	1	18	3.6		
15	FRANK, Terren	5-0	39:60	8.0	4-10	.400	0-3	.000	0-0	.000	1	4	5	1.0	3	0	2	2	0	0	8	1.6		
10	SMITH, Diante	1-0	00:02	0.0	0-0	.000	0-0	.000	0-0	.000	0	0	0	0.0	0	0	0	0	0	0	0	0.0		
30	YOUNG, Harrison	1-0	00:35	0.6	0-0	.000	0-0	.000	0-0	.000	0	0	0	0.0	0	0	0	0	0	0	0	0.0		
13	ARNETTE, Dylan	1-0	00:35	0.6	0-0	.000	0-0	.000	0-0	.000	0	0	0	0.0	0	0	0	0	0	0	0	0.0		
0	LAMPKIN, Eddie	3-0	05:33	1.9	0-0	.000	0-0	.000	0-0	.000	1	1	2	0.7	1	0	0	0	0	0	0	0.0		
31	ASCHIERIS, Owen	1-0	00:35	0.6	0-0	.000	0-0	.000	0-0	.000	0	0	0	0.0	0	0	1	0	0	0	0	0.0		
2	PEARSON, Mickey	1-0	04:50	4.8	0-0	.000	0-0	.000	0-0	.000	0	0	0	0.0	0	0	0	0	0	0	0	0.0		
Team											4	9	13				7							
Total		5	1000		113-260	.435	33-99	.333	63-86	.733	41	113	154	30.8	88	2	66	76	10	30	322	64.4		
Opponents		5	1000		133-287	.463	39-101	.386	62-87	.713	54	115	169	33.8	75	2	89	60	21	37	367	73.4		

## LAST TIME VS. KANSAS STATE

**Kansas State 62 - TCU 54 // Feb. 20, 2021**

FORT WORTH - A late run from Kansas State led the Wildcats to a 62-54 win over TCU on Saturday in Schollmaier Arena.

TCU (11-9, 4-7 Big 12) was led by RJ Nemphard with 14 points. Mike Miles joined Nemphard in double-figures with 13 points. Kansas State (6-18, 2-13 Big 12) gained a win due to Mike McQuir's 16 points and nine rebounds.

Both teams battled back-and-forth throughout the first half, and neither team led by more than five points through the first. There were 10 ties and four lead changes through the first 20 minutes alone, and the Frogs and Wildcats were deadlocked at 29-29 at the half.

The game was close throughout the second half. With TCU leading 51-46 with 5:01 remaining, KSU went on a 10-0 run over the next 2:27 to grab a 56-51 lead with just over 2:30 to play. The Frogs were unable to mount a comeback as they missed their final seven shots.

## TCU VS. OPPONENT

Dec. 11, 1947	L	17-75	Manhattan
Mar. 15, 1968	W	77-72	Wichita
Dec. 19, 1969	L	65-75	Fort Worth
Dec. 1, 1970	L	70-79	Manhattan
Mar. 10, 1999	W	72-71	Manhattan
Jan. 16, 2013	L	54-67	Fort Worth
March 5, 2013	L	68-79	Manhattan
Jan. 7, 2014	L	47-65	Fort Worth
Feb. 19, 2014	L	53-65	Manhattan
Jan. 7, 2015	L	53-58	Manhattan
Feb. 18, 2015	W	69-55	Fort Worth
Mar. 11, 2015	W	67-65	Kansas City
Feb. 16, 2016	L	49-63	Fort Worth
Mar. 2, 2016	L	54-79	Manhattan
Feb. 1, 2017	W	86-80 (OT)	Manhattan
Mar. 1, 2017	L	74-75	Fort Worth
Jan. 20, 2018	L	68-73	Manhattan
Feb. 27, 2018	W	66-59	Fort Worth
Mar. 8, 2018	L	64-66 (OT)	Kansas City
Jan. 19, 2019	L	55-65	Manhattan
Mar. 4, 2019	L	52-64	Fort Worth
Mar. 14, 2019	L	61-70	Kansas City
Jan. 7, 2020	W	59-57	Manhattan
Feb. 15, 2020	W	68-57	Fort Worth
Mar. 11, 2020	L	49-53	Kansas City
Jan. 2, 2021	W	67-60	Manhattan
Feb. 20, 2021	L	54-62	Fort Worth

## KANSAS STATE (9-18)

In Fort Worth.....	Kansas State leads 7-3
In Manhattan.....	Kansas State leads 8-4
Neutral Sites.....	Kansas State leads 3-2
Big 12 Play.....	Kansas State leads 11-5
Big 12 Championship.....	Kansas State leads 3-1

## MOST VS. KANSAS STATE

Points.....	22.....	Lee Nailon.....	March 8, 2018
Rebounds.....	15.....	Kevin Samuel.....	Jan. 7, 2020
Assists.....	8 (2x).....	Desmond Bane.....	Feb. 15, 2020
Steals.....	4 (2x).....	Kenrich Williams.....	Feb. 1, 2017
Blocks.....	4 (2x).....	Kevin Samuel.....	March 11, 2020
FG Made.....	9.....	Lee Nailon.....	March 10, 1999
3pt FG Made.....	5.....	Desmond Bane.....	Feb. 15, 2020
FT Made.....	9.....	Chauncey Collins.....	March 2, 2016

## LARGEST WINNING MARGIN

TCU.....	14.....	69-55.....	Fort Worth.....	Feb. 18, 2015
Kansas State.....	58.....	75-17.....	Manhattan.....	Dec. 11, 1947

## MOST POINTS SCORED

TCU.....	86.....	86-80.....	Manhattan.....	Feb. 1, 2017
Kansas State.....	80.....	86-80.....	Manhattan.....	Feb. 1, 2017



Official Basketball Box Score - Final  
**Kansas St. at TCU**  
 02/20/21 Ed and Rae Schollmaier Arena, Fort Worth  
 2020-21 Men's Basketball

Game Time: 4:00 PM  
 Game Duration: 2:05  
 Attendance: 2,145

Officials: Kipp Kissinger, Darron George, Chance Moore

Kansas St. - 62

Record: 6-18 (2-13)

NO.	Name	Min	FG	3P	FT	Rebounds	Fouls	TP	AS	TO	ST	Blocks	BS	BA	+/-
			M-A	M-A	M-A	OR DR TOT	PF FD								
2	Selton Miguel	F 36:04	3-7	1-2	2-2	0 5 5	3 2	9	2	1	2	0	1	13	
11	Antonio Gordon	F 29:36	2-4	0-1	0-0	1 4 5	1 0	4	0	2	1	0	0	10	
21	Davion Bradford	C 12:53	4-7	0-0	2-2	1 1 2	4 1	10	1	0	0	0	1	-5	
00	Mike McQuir	G 36:26	6-14	2-5	2-2	2 7 9	3 3	16	5	4	0	0	0	9	
24	Nijel Pack	G 39:07	4-15	2-6	2-2	0 3 3	1 0	12	5	1	1	0	2	8	
1	Kaosi Ezeagu	19:31	3-4	0-0	1-5	2 2 4	4 3	7	0	1	0	0	1	11	
3	DaJuan Gordon	19:31	1-5	0-0	2-2	1 1 2	2 1	4	1	1	0	0	1	-1	
22	Luke Kasubke	04:27	0-0	0-0	0-0	0 2 2	0 1	0	0	0	1	0	0	-1	
12	Carlton Liguard, Jr.	02:25	0-1	0-0	0-0	0 0 0	0 0	0	0	0	0	0	0	-4	
Team						6 0 6				0	1				
<b>Totals</b>			23-57	5-14	11-15	13 25 38	18 11	62	14	11	5	0	6	8	

Shooting By Period		
1st FG%	13-30	43.3%
3PT%	3-7	42.9%
FT%	0-0	0%
2nd FG%	10-27	37.0%
3PT%	2-7	28.6%
FT%	11-15	73.3%
GM FG%	23-57	40.4%
3PT%	5-14	35.7%
FT%	11-15	73.3%

Dead Ball Rebounds: 2, 0

Technical Fouls: McQuir 2nd 7:20

TCU - 54

Record: 11-9 (4-7)

NO.	Name	Min	FG	3P	FT	Rebounds	Fouls	TP	AS	TO	ST	Blocks	BS	BA	+/-
			M-A	M-A	M-A	OR DR TOT	PF FD								
5	Charles O'Bannon	F 22:20	1-7	0-3	2-2	2 4 6	0 2	4	0	1	0	1	0	0	
21	Kevin Samuel	C 27:32	4-6	0-0	1-2	2 7 9	3 3	9	2	2	1	5	0	5	
1	Mike Miles	G 31:54	3-13	0-4	7-7	1 1 2	1 4	13	1	1	1	0	0	-5	
4	PJ Fuller	G 21:26	1-5	1-3	2-2	0 2 2	4 3	5	0	3	2	0	0	-5	
22	RJ Nemphard	G 35:47	3-11	1-4	7-8	1 3 4	1 3	14	2	2	1	0	0	-6	
11	Taryn Todd	16:30	1-1	1-1	0-0	1 0 1	0 0	3	0	3	2	0	0	-1	
15	Terren Frank	13:24	0-0	0-0	0-0	0 0 0	1 0	0	1	0	0	0	0	-10	
23	Jaedon LeDee	12:28	1-1	0-0	0-0	1 1 2	1 1	2	0	0	0	0	0	-13	
34	Kevin Easley	15:00	1-3	1-3	0-0	0 4 4	0 0	3	0	1	0	0	0	-3	
2	Mickey Pearson	03:39	0-0	0-0	1-2	0 0 0	1 1	1	0	0	0	0	0	-2	
Team						1 1 2				0	1				
<b>Totals</b>			15-47	4-18	20-23	9 23 32	12 17	54	6	14	7	6	0	-8	

Shooting By Period		
1st FG%	8-21	38.1%
3PT%	3-9	33.3%
FT%	10-12	83.3%
2nd FG%	7-26	26.9%
3PT%	1-9	11.1%
FT%	10-11	90.9%
GM FG%	15-47	31.9%
3PT%	4-18	22.2%
FT%	20-23	87.0%

Dead Ball Rebounds: 1, 0

Technical Fouls: Fuller 2nd 7:20

	KSU	TCU	Points from Turnovers	KSU	TCU	Period by Period Scoring				
Biggest lead	8 (2 <sup>nd</sup> 0:18)	5 (1 <sup>st</sup> 15:44)	10	10	9	KSU	1st	2nd	TOT	
Best Scoring Run	10 (2 <sup>nd</sup> 2:34)	7 (2 <sup>nd</sup> 5:01)	30	30	16		TCU	29	33	62
Lead Changes	7		9	8						
Times Tied	17		4	8						
Time with Lead	10:01	16:10	Bench	11	9					

Period by Period Scoring			
	1st	2nd	TOT
KSU	29	33	62
TCU	29	25	54

## LAST TIME VS. BAYLOR

Baylor 67 - TCU 49 // Jan. 9, 2021

FORT WORTH - TCU led at the half, but could not overcome turnovers and poor shooting in a 67-49 loss to No. 2 Baylor on Saturday inside Schollmaier Arena.

Freshman Mike Miles led TCU (9-4, 2-3 Big 12) with 17 points, 15 of which came in the first half. Junior RJ Nembhard recorded his 10th consecutive game scoring in double-figures with 14 points. Baylor (11-0, 4-0 Big 12) was led by Jared Butler's season-high 28 points and career-high five steals.

Both teams played stellar defense in the first half. TCU held Baylor to 40.7 percent shooting, including 1-of-10 from 3-point range, while the Bears held the Frogs to 33.3 percent shooting and forced 12 TCU turnovers. In the closing seconds of the first half, the TCU defense forced a Baylor turnover, and Miles hit a shot from 60-feet as time expired to give the Frogs a 28-27 lead over the Bears at the half. The buzzer-beater ended a field goal drought of almost seven minutes.

Baylor went on a 13-4 run over the first four minutes of the second half to take a 40-32 lead. The Frogs cut their deficit back down to three at 45-42 with 10:20 remaining, but the Bears responded with a 16-4 run to take a 61-46 with 4:48 remaining. The TCU offense struggled down the stretch, missing eight of its final 10 shots of the contest. The Horned Frogs were outscored 40-21 in the second half and totalled a season-high 22 turnovers for the game.

## TCU VS. OPPONENT

See Fact Book for complete series history

Jan. 12, 2013	L	40-51	Waco
Jan. 26, 2013	L	56-82	Fort Worth
Jan. 11, 2014	L	62-88	Waco
Feb. 12, 2014	L	58-91	Fort Worth
March 12, 2014	L	68-76	Kansas City
Jan. 10, 2015	L	59-66 (OT)	Fort Worth
Feb. 4, 2015	L	57-77	Waco
Jan. 13, 2016	L	54-82	Waco
Feb. 27, 2016	L	71-86	Fort Worth
Jan. 21, 2017	L	53-62	Fort Worth
Feb. 11, 2017	L	52-70	Waco
Jan. 2, 2018	W	81-78 (OT)	Waco
Feb. 24, 2018	W	82-72	Fort Worth
Jan. 5, 2019	W	85-81	Fort Worth
Feb. 2, 2019	L	64-90	Waco
Feb. 1, 2020	L	52-68	Waco
Feb. 29, 2020	W	75-72	Fort Worth
Jan. 9, 2021	L	49-67	Fort Worth



Official Basketball Box Score - Final  
**Baylor at TCU**  
 01/09/21 Ed and Rae Schollmaier Arena, Fort Worth  
 2020-21 Men's Basketball

Game Time: 2:00 PM  
 Game Duration: 2:03  
 Attendance: 1,891

Officials: Gary Maxwell, Kelly Self, James Breeding

Baylor - 67

Record: 11-0 (4-0)

NO.	Name	Min	FG	3P	FT	Rebounds	Fouls	TP	AS	TO	ST	Blocks	+/-
			M-A	M-A	M-A	OR DR TOT	PF FD					BS BA	
0	Flo Thamba	F 16:12	1-1	0-0	0-2	1 6 7	3 2	2	0	0	1	1 0	16
11	Mark Vital	F 24:53	2-4	0-0	5-6	2 4 6	4 5	9	0	2	0	0 0	6
12	Jared Butler	G 38:47	11-17	4-8	2-4	2 6 8	3 2	28	4	2	5	0 1	18
31	MaCio Teague	G 31:17	5-14	2-6	0-0	2 0 2	0 1	12	2	1	1	0 0	23
45	Davion Mitchell	G 37:51	3-9	0-4	4-6	0 0 0	4 4	10	6	3	1	0 1	21
23	Jonathan Tchamwa Tchatchoua	20:09	2-6	0-0	0-0	2 1 3	3 0	4	1	1	1	1 0	11
10	Adam Flagler	10:41	0-3	0-1	0-1	0 1 1	1 1	0	1	0	1	0 1	-1
24	Matthew Mayer	15:12	1-1	0-0	0-0	0 2 2	2 1	2	3	1	0	1 0	-5
4	LJ Cryer	04:58	0-0	0-0	0-0	0 0 0	0 0	0	0	0	0	0 0	1
Team						0 3 3				0	0		
<b>Totals</b>			25-55	6-19	11-19	9 23 32	20 16	67	17	10	10	3 3	18

Shooting By Period		
1st FG%	11-27	40.7%
3PT%	1-10	10.0%
FT%	4-5	80%
2nd FG%	14-28	50.0%
3PT%	5-9	55.6%
FT%	7-14	50%
GM FG%	25-55	45.5%
3PT%	6-19	31.6%
FT%	11-19	57.9%

Dead Ball Rebounds: 2, 0

Technical Fouls::NONE

TCU - 49

Record: 9-4 (2-3)

NO.	Name	Min	FG	3P	FT	Rebounds	Fouls	TP	AS	TO	ST	Blocks	+/-
			M-A	M-A	M-A	OR DR TOT	PF FD					BS BA	
34	Kevin Easley	F 28:05	1-4	0-2	0-0	0 9 9	2 1	2	0	1	1	0 0	-17
21	Kevin Samuel	C 27:07	3-7	0-0	0-3	6 5 11	2 4	6	1	3	2	2 0	-15
1	Mike Miles	G 38:59	3-11	3-8	8-8	0 2 2	1 6	17	3	5	1	0 1	-19
4	PJ Fuller	G 25:09	0-2	0-1	0-0	0 0 0	3 0	0	1	4	1	0 0	-16
22	RJ Nembhard	G 31:23	5-14	3-6	1-3	1 5 6	4 4	14	1	2	2	1 1	-24
5	Charles O'Bannon	11:55	1-4	0-1	2-2	1 1 2	1 1	4	0	2	1	0 1	-1
3	Francisco Farabello	11:17	1-1	0-0	0-0	0 0 0	1 2	2	1	2	0	0 0	5
11	Taryn Todd	13:12	0-0	0-0	0-0	0 1 1	0 0	0	2	0	0	0 0	0
23	Jaedon LeDee	12:53	1-2	0-1	2-2	1 1 2	2 2	4	1	1	0	0 0	-3
Team						2 3 5				0	2		
<b>Totals</b>			15-45	6-19	13-18	11 27 38	16 20	49	10	22	8	3 3	-18

Shooting By Period		
1st FG%	7-21	33.3%
3PT%	4-11	36.4%
FT%	10-13	76.9%
2nd FG%	8-24	33.3%
3PT%	2-8	25.0%
FT%	3-5	60%
GM FG%	15-45	33.3%
3PT%	6-19	31.6%
FT%	13-18	72.2%

Dead Ball Rebounds: 1, 0

Technical Fouls::NONE

	BU	TCU
Biggest lead	18 (2nd 1:38)	4 (1st 6:58)
Best Scoring Run	8 (1st 2:59)	5 (1st 12:22)
Lead Changes	6	
Times Tied	4	
Time with Lead	31:06	05:45

	BU	TCU
Points from		
Turnovers	19	9
Paint	36	16
Second Chance	14	9
Fast Breaks	13	7
Bench	6	10

Period by Period Scoring			
	1st	2nd	TOT
BU	27	40	67
TCU	28	21	49

## BAYLOR (85-101)

In Fort Worth..... TCU leads 45-42  
 In Waco..... Baylor leads 54-37  
 Neutral Sites..... Baylor leads 5-3  
 Big 12 Play..... Baylor leads 12-4  
 Big 12 Championship..... Baylor leads 1-0

## MOST VS. BAYLOR (\* - stat is verified through 1990)

Points.....36.....Kurt Thomas.....Feb. 14, 1995  
 Rebounds.....27.....Doug Boyd.....Jan. 31, 1970  
 \*Assists.....10 (3x).....Alex Robinson.....Jan. 5, 2019  
 Steals.....7.....Mike Jones.....Dec. 13, 1997  
 Blocks.....7.....Doug Arnold.....Jan. 22, 1983  
 FG Made.....14.....Kurt Thomas.....Feb. 14, 1995  
 3pt FG Made.....6.....Corey Santee.....Dec. 29, 2001  
 FT Made.....19.....Dick O'Neal.....Feb. 22, 1955

## LARGEST WINNING MARGIN

TCU.....39.....64-25.....Fort Worth.....Jan. 24, 1945  
 Baylor.....57.....82-25.....Waco.....Jan. 14, 1910

## MOST POINTS SCORED

TCU.....106.....106-88.....Fort Worth.....Feb. 26, 1966  
 Baylor.....104.....111-104.....Fort Worth.....Feb. 14, 1995



## JAMIE DIXON FILE

Born \_\_\_\_\_ Nov. 10, 1965  
 Birthplace \_\_\_\_\_ Burbank, Calif.  
 Hometown \_\_\_\_\_ Hollywood, Calif.  
 High School \_\_\_\_\_ Notre Dame HS  
 Alma Mater \_\_\_\_\_ TCU (1987)  
 Wife \_\_\_\_\_ Jacqueline  
 Children \_\_\_\_\_ Jack and Shannon

## PLAYING EXPERIENCE

1984-87 \_\_\_\_\_ TCU  
 1988 \_\_\_\_\_ Lacrosse Catbirds (CBA)  
 1989-1990 \_\_\_\_\_ Hawke's Bay Hawks (New Zealand-NBL)

## COACHING EXPERIENCE

2016-present \_\_\_\_\_ TCU Head Coach  
 2003-2016 \_\_\_\_\_ University of Pittsburgh Head Coach  
 1999-2003 \_\_\_\_\_ University of Pittsburgh Associate Head Coach  
 1998-1999 \_\_\_\_\_ University of Hawaii Assistant Coach  
 1994-1998 \_\_\_\_\_ Northern Arizona University Assistant Coach  
 1992-1994 \_\_\_\_\_ University of Hawaii Assistant Coach  
 1991-1992 \_\_\_\_\_ University of California-Santa Barbara Graduate Assistant  
 1989-1991 \_\_\_\_\_ Los Angeles Valley Junior College Assistant  
 1989 \_\_\_\_\_ Te Aute College Head Coach

## COACH OF THE YEAR HONORS

2011 \_\_\_\_\_ Sporting News National Coach of the Year  
 2010 \_\_\_\_\_ Jim Phelan National Coach of the Year  
 2010 \_\_\_\_\_ Madison Square Garden Coach of the Decade  
 2009 \_\_\_\_\_ USA Basketball National Coach of the Year  
 2009 \_\_\_\_\_ Naismith National Coach of the Year  
 2009 \_\_\_\_\_ USBWA District 2 Coach of the Year  
 2004 \_\_\_\_\_ Big East Coach of the Year

## CHAMPIONSHIPS

2017 \_\_\_\_\_ NIT Championship  
 2011 \_\_\_\_\_ Big East Regular-Season Championship  
 2009 \_\_\_\_\_ FIBA Under-19 World Championship Gold Medal  
 2008 \_\_\_\_\_ Big East Tournament Championship  
 2004 \_\_\_\_\_ Big East Regular-Season Championship

## NBA PLAYERS (AS HEAD COACH)

Steven Adams \_\_\_\_\_ No. 12 in 2013 NBA Draft  
 Desmond Bane \_\_\_\_\_ No. 30 in 2020 NBA Draft  
 DeJuan Blair \_\_\_\_\_ No. 37 in 2009 NBA Draft  
 Aaron Gray \_\_\_\_\_ No. 49 in 2007 NBA Draft  
 Cameron Johnson \_\_\_\_\_ No. 11 in 2019 NBA Draft  
 Lamar Patterson \_\_\_\_\_ No. 48 in 2014 NBA Draft  
 Chris Taft \_\_\_\_\_ No. 42 in 2005 NBA Draft  
 Kenrich Williams \_\_\_\_\_ Undrafted in 2018  
 Sam Young \_\_\_\_\_ No. 36 in 2009 NBA Draft

## ADMINISTRATIVE COMMITTEES

NABC President \_\_\_\_\_ 2020-present  
 NABC Board of Directors \_\_\_\_\_ 2011-present  
 NCAA Ethics Coalition \_\_\_\_\_ 2009-present  
 Leadership Panel-Pentagon \_\_\_\_\_ May of 2014

## ACADEMIC HONORS

Top-10 Percent Academic Performance Rate \_\_\_\_\_ 2010-11  
 Top-10 Percent Academic Performance Rate \_\_\_\_\_ 2011-12  
 Top-10 Percent Academic Performance Rate \_\_\_\_\_ 2013-14

## COACHING TREE - HEAD COACHING SUCCESS

John Alesi \_\_\_\_\_ Baruch College (N.Y.) Head Coach  
 Bill Barton \_\_\_\_\_ South Kent School (Conn.) Head Coach  
 David Cox \_\_\_\_\_ Rhode Island Head Coach  
 Scott Cross \_\_\_\_\_ Troy Head Coach  
 Joe Lombardi \_\_\_\_\_ IUP Head Coach  
 Pat Skerry \_\_\_\_\_ Towson Head Coach

## JAMIE DIXON YEAR-BY-YEAR

Year	School	Overall	Conference	Standing	Finish
2003-04	Pittsburgh	31-5 (.861)	13-3 (.813)	1st	NCAA Sweet 16
2004-05	Pittsburgh	20-9 (.689)	10-6 (.625)	5th	NCAA First Round
2005-06	Pittsburgh	25-8 (.758)	10-6 (.625)	T-4th	NCAA Second Round
2006-07	Pittsburgh	29-8 (.783)	12-4 (.750)	T-2nd	NCAA Sweet 16
2007-08	Pittsburgh	27-10 (.730)	10-8 (.556)	7th	NCAA Second Round
2008-09	Pittsburgh	31-5 (.861)	15-3 (.833)	T-2nd	NCAA Elite Eight
2009-10	Pittsburgh	25-9 (.735)	13-5 (.722)	T-2nd	NCAA Second Round
2010-11	Pittsburgh	28-6 (.824)	15-3 (.833)	1st	NCAA Third Round
2011-12	Pittsburgh	22-17 (.564)	5-13 (.278)	T-13th	CBI Champions
2012-13	Pittsburgh	24-9 (.727)	12-6 (.667)	4th	NCAA Second Round
2013-14	Pittsburgh	26-10 (.722)	11-7 (.611)	5th	NCAA Third Round
2014-15	Pittsburgh	19-15 (.559)	8-10 (.444)	T-9th	NIT First Round
2015-16	Pittsburgh	21-12 (.636)	9-9 (.500)	T-9th	NCAA First Round
2016-17	TCU	24-15 (.615)	6-12 (.333)	T-7th	NIT Champions
2017-18	TCU	21-12 (.636)	9-9 (.500)	5th	NCAA First Round
2018-19	TCU	23-14 (.622)	7-11 (.388)	T-7th	NIT Semifinals
2019-20	TCU	16-16 (.500)	7-11 (.388)	T-7th	N/A
2020-21	TCU	12-13	5-11	8th	
<b>At Pittsburgh</b>		<b>328-123 (.727)</b>	<b>143-81 (.638)</b>	<b>---</b>	<b>---</b>
<b>At TCU</b>		<b>96-70 (.592)</b>	<b>34-54 (.397)</b>	<b>---</b>	<b>---</b>
<b>Overall Career</b>		<b>424-192 (.694)</b>	<b>177-136 (.572)</b>	<b>---</b>	<b>---</b>

## JAMIE DIXON BY THE NUMBERS

### COACHING HONORS

National Coach of the Year 4  
 Region Coach of the Year 1  
 Conference Coach of the Year 1

### TEAM ACCOMPLISHMENTS

30-win seasons 2  
 25-win seasons 8  
 20-win seasons 15  
 20-win/10-league win seasons 10  
 10-win league seasons 10

### NATIONAL ACHIEVEMENTS

NIT Championship 1  
 NCAA Tournament app. 12  
 NCAA Tournament wins 12  
 NCAA Tournament games 24  
 Elite Eight appearances 1  
 Sweet Sixteen appearances 3  
 Earned No. 1 seed 2  
 Earned a high seed (1-5) 7  
 Total postseason appearances 16

### CONFERENCE ACHIEVEMENTS

Total conference titles 3  
 Regular season titles 2  
 Tournament titles 1  
 Tournament title game app. 4  
 Conference tournament wins 18

### DIXON'S PLAYERS

NBA players 7  
 NBA draftees 8  
 Consensus All-Americans 4  
 All-Region honorees 16  
 Conf. Player of the Year 1  
 Conf. Freshman of the Year 2  
 Conf. Most Improved Player 4  
 Total Conf. award winners 21  
 All-Conference selections 26  
 Conference Player of the Week 21  
 Conference Rookie/Newcomer of the Week 15  
 1,000-point scorers 23

## DIXON'S YOUNG ACTING CAREER

As a youngster growing up in North Hollywood, Dixon had an acting career. He still is a card-carrying member of the Screen Actors Guild. In his early 20s, Dixon was in a Bud Light commercial that featured a woman dunking on him. The commercial was one of the more popular basketball ads of the year and aired on virtually every basketball event.

At age 12, Dixon fired a space gun in a commercial for Mattel. At age 10, he was the star of a TV commercial for Rice Krispies, pretending to celebrate a birthday while eating cereal. At age 5, he did a TV commercial for Volvo, sitting in the back seat and smiling while his father played the driver. He was also in a Kentucky Fried Chicken commercial. Father Jim Dixon was an actor and screenwriter who starred in a variety of movies and productions.

**A weekly review of the top performing Horned Frogs alumni, who are currently playing basketball professionally.**

**Courtesy of Sports I.T. Solutions / Eurobasket.com**

- Updated March 4

#1. Vladimir Brodziansky (6'11"-F-94, graduated '18, plays pro in Spain) could not help Joventut (3-2) in their game last Tuesday. Despite his good performance the second-placed Joventut (3-2) was defeated 90-77 at home by the lower-ranked Unicaja Malaga (#4) in the group E of Eurocup. Brodziansky was the second best scorer with 12 points in 28 minutes. His team will play only one more game in the Eurocup Top 16. And that game will be critical. It's Brodziansky's first season with the team. Brodziansky has relatively good stats this year 12.7ppg and 3.3rpg.

#2. Desmond Bane (6'5"-G-98, graduated '20, plays in the NBA) led Memphis Grizzlies to an easy victory against the Houston Rockets (11-22) crushing them 133-84 in the NBA in Sunday night's game. He scored 15 points and grabbed 7 rebounds; quite an impressive performance considering it's only Bane's first season in pro basketball. The Memphis Grizzlies have 16-15 record this season. Bane has relatively good stats this year 9.8ppg, 2.7rpg and 1.4apg in 27 games he played so far.

#3. Experienced Nikola Gacesa (6'9"-F-87, graduated '11, currently in Serbia) contributed to an easy victory against the eighth-ranked Radnicki KG (7-14) crushing them 102-80 in the Serbian KLS last Sunday. He scored 10 points and grabbed 6 rebounds in 33 minutes. KK Vojvodina Novi Sad (20-3) is placed second in the KLS. It was his team's ninth consecutive victory in a row. Gacesa has individually a very good season with high stats. He averages 15.1ppg, 4.5rpg and 1.1apg.

#4. Kenrich Williams (6'7"-G-94, graduated '18, plays pro in the NBA) led Oklahoma City Thunder to a victory against the Atlanta Hawks (15-20) 118-109 in the NBA on Friday night. Williams scored 15 points; not bad, considering it's only his third season in pro basketball. The Oklahoma City Thunder has 14-20 record this season. This year Williams averages 6.0ppg, 4.0rpg and 1.6apg in 34 games.

#5. Trey Zeigler (6'6"-G-91, graduated '15, plays in Finland) was not able to help one of league's weakest teams Korihait in their game against Ura Basket (3-17) in the Finnish Korisliiga. Despite his very good performance in Saturday night's game He was the second best scorer with 29 points. Zeigler also added 8 rebounds and dished 6 assists in 37 minutes. There are only two games left until the end of the Regular Season. So now every game is very crucial. This season Zeigler has very high stats. He averages 20.0ppg, 7.9rpg and 5.6apg.

#6. Brandon Parrish (6'6"-G-94, graduated '17, currently in Portugal) was not able to secure a victory for Vitoria SC in their game against Sporting in the Portuguese LPB, despite his very good performance last Saturday. He was the top scorer with 25 points. Parrish also added 3 assists. But his team lost 77-82. Parrish has relatively good stats this year 13.0ppg, 3.7rpg and 2.4apg in 18 games.

#7. Kyan Anderson (5'11"-PG-92, graduated '15, plays pro in Hungary) contributed to an easy victory against the 11th-ranked OSE Lions crushing them 91-71 in the Hungarian A Division on Saturday night. Anderson scored 6 points and added 7 passes in 21 minutes. Anderson has relatively good stats this season 10.1ppg, 2.9rpg and 6.3apg.

#8. Kouat Noi (6'7"-F-97, graduated '19, plays in Australia) couldn't help Cairns Taipans in their game against Bullets in the Australian NBL, despite his good performance last Sunday. Noi recorded 11 points. But his team were badly defeated by 20 points 115-95. Noi has relatively good stats this year 12.4ppg, 4.8rpg and 1.1apg in 12 games. He has also Australian passport.

#9. Zvonko Buljan (6'9"-C-87, graduated '10, currently in Iceland) couldn't help IR in their game against KR in the Icelandic Dominos League. Despite his very good performance on Sunday night Buljan was the top scorer with 21 points. He also added 5 rebounds in only a mere 14 minutes. This season Buljan has very high stats. He averages 16.3ppg, 7.0rpg and 1.7apg.

#10. Kevin Langford (6'8"-F/C-85, graduated '09, plays pro in Greece) couldn't help Charilaos in their game against Peristeri GS in the Greek A1. Langford scored 6 points and added 3 assists. His team lost 63-70. This year Langford averages 6.0ppg, 2.2rpg and 2.1apg in 15 games.

**Other former Texas Christian University players, who play in pro basketball:**

Garlon Green (6'7"-F-91) plays for Oradea in Romanian Liga Nationala

Nate Butler Lind (6'6"-SF-89, played in 2011-13) played for Mets de Guaynabo in Puerto Rican BSN few monts ago

Ahmed Hamdy (6'9"-F-93) plays for Al Ahly in Egyptian Superleague

Marin Bavecic (6'1"-PG-88) played for Geneve in Swiss SBL last year

Jaylen Fisher (6'2"-G-97, played in 2016-19) played for Chernomorets in Bulgarian NBL last year

Edric Dennis (6'3"-G) plays for APOP in Cypriot OPAP Basket League

Jarvis Ray (6'6"-F-90) plays for BC Raiffeisen Flyers Wels in Austrian BSL

Alex Robinson (6'1"-G-95) plays for BC GGMT Vienna in Austrian BSL

JD Miller (6'8"-F-96) plays for Taiwan Beer in Taiwanese SBL

Connell Crossland (6'7"-F-91) played for Gzira Athleta in Maltese BOV League D1 last year

Bingo Merriex (6'9"-PF-80) played for Gifu in Japanese B3 League last year

Chauncey Collins (6'0"-PG-95) plays for Merkezefendi Belediyesi Denizli Basket in Turkish TBL

Chris Washburn (6'8"-F-93) plays for Okayama in Japanese B3 League

## TCU'S LONGEST

2020-21 UNDER DIXON

Longest Winning Streak	4	17*
Longest Losing Streak	4	7

\* Over two seasons

## RECORD WHEN

2020-21 UNDER DIXON

at Home	6-7	65-26
at Schollmaier Arena	6-6	65-24
on the Road	3-6	14-37
Neutral Site	3-0	17-7
Leading at halftime	9-4	78-17
Trailing at halftime	1-8	14-50
Tied at halftime	2-1	2-3
Overtime	0-1	5-7
Out-shooting the opposition	9-4	83-20
Out-shot by the Opposition	2-10	11-52
Shooting the Same		1-0
TCU shoots 50% or better from field	3-2	43-6
TCU shoots 40-49% from field	6-4	44-36
TCU shoots under 40% from field	2-7	9-24
Opp. shoots 50% or better from field	1-6	8-31
Opp. shoots 40-49% from field	4-6	52-33
Opp. shoots under 40% from field	7-1	36-6
TCU outrebounds opponent	10-4	81-26
Opp. outrebounds TCU	2-9	14-36
Tied in rebounds	-	1-8
TCU records 10 or more steals	-	21-6
TCU records 15 or more assists	4-5	54-19
TCU commits less than 15 turnovers	9-6	64-43
TCU commits 15 or more turnovers	1-7	25-25
Turnovers are equal	0-1	5-6
TCU commits less turnovers than opp.	6-1	52-17
TCU commits more turnovers than opp.	6-11	35-44
TCU shoots 50% or better from the line	9-8	85-56
TCU shoots under 50% from the line	2-2	7-8
TCU shoots 70% or better from the line	4-8	44-28
TCU scores 59 points or less	1-6	5-23
TCU scores between 60-69 points	3-3	20-25
TCU scores between 70-79 points	7-3	23-14
TCU scores between 80-89 points	1-0	32-4
TCU scores between 90-99 points	0-1	15-4
TCU scores 100+ points		1-0
Playing in November	3-0	26-2
Playing in December	5-2	25-7
Playing in January	1-5	16-23
Playing in February	3-3	17-22
Playing in March	0-3	12-15
Playing in April		0-1
Playing on Saturday	4-4	26-28
Playing on Sunday	1-2	7-4
Playing on Monday	-	9-7
Playing on Tuesday	1-4	17-10
Playing on Wednesday	5-1	22-12
Playing on Thursday	1-2	6-4
Playing on Friday	-	9-4
Playing during the afternoon (before 5)	3-6	23-27
Playing during the evening	8-7	72-42
Games decided by three points or less	3-0	17-12
Games decided by four to 10 points	7-7	30-29
Games decided by 11-20 points	1-4	30-22
Games decided by more than 20 points	1-2	19-6
Winning the opening tip	8-5	61-28
In white uniforms	8-6	72-24
In purple uniforms	2-4	18-34
In anthracite uniforms	1-1	3-4
In white retro (FROGS) uniforms	1-0	2-5
In purple retro (FROGS) uniforms	0-2	1-3
vs. Top 25 Teams	0-9	8-35
as a Top 25 Team	-	11-8

## TCU'S LARGEST

SEASON

UNDER DIXON

Lead	33 (vs. Texas A&M, 12/12/20)	45 (vs. Tennessee Tech, 11/13/17)
Deficit	37 (at Oklahoma, 1/12/21)	46 (at Texas Tech, 2/11/20)
Margin of Victory	24 (vs. Houston Baptist, 11/25/20)	37, 2x (last vs. Tennessee Tech, 11/13/17)
Margin of Defeat	36 (at Oklahoma, 1/12/21)	46 (at Texas Tech, 2/11/20)
Halftime Point Total	49 (vs. North Dakota St., 12/12/20)	52 (vs. Louisiana, 11/12/19)
Halftime Lead	22 (vs. Houston Baptist, 11/25/20)	32 (vs. Alabama State, 11/14/16)
Halftime Deficit	14 (vs. Kansas, 1/5/21)	25 (at Texas Tech, 2/11/20)
Deficit in Win	10 (vs. Tulsa, 11/28/20)	17 (vs. Washington, 11/30/16)
Halftime Deficit in Win	2 (vs. Prairie View A&M, 12/30/20)	9 (vs. CSU Bakersfield, 11/7/18)
Lead in Loss	12 (at Missouri, 1/31/21)	20 (vs. Oklahoma, 3/7/20)
Halftime Lead in Loss	5 (at Missouri, 1/31/21)	18 (vs. Oklahoma, 3/7/20)

## RECORD WATCH

### CAREER BLOCKED SHOTS

Rnk	No.	Player	Years
1.	205	Kevin Samuel	2017-pres.
2.	171	Vladimir Brodziansky	2015-18
	171	James Penny	1995-98

### CAREER FIELD GOAL PCT. (MIN. 250 ATT.)

Rnk	No.	Player	Years
1.	.651 (361-of-555)	Kevin Samuel	2018-pres.
2.	.589 (212-of-360)	Eugene Kennedy	1970-71

### FRESHMAN 3-POINT FIELD GOALS

Rnk	No.	Player	Years
1.	59	Kouat Noi	2017-18
2.	55	Bingo Merriex	1999-00
3.	54	Jaylen Fisher	2016-17
4.	50	Corey Santee	2001-02
5.	47	Jentry Moore	1992-93
6.	40	Mike Miles	2020-21

### FRESHMAN SCORING

Rnk	No.	Player	Years
1.	616	Damion Walker	1995-96
2.	456	Corey Santee	2001-02
3.	406	Lynn Royal	1972-73
4.	405	Juan Bragg	1994-95
5.	349	Carven Holcombe	1983-84
6.	346	Jaylen Fisher	2016-17
7.	335	Kouat Noi	2017-18
8.	330	Mike Miles	2020-21

### FRESHMAN SCORING AVERAGE

Rnk	No.	Player	Years
1.	20.5	Damion Walker	1995-96
2.	16.2	Lynn Royal	1972-73
3.	15.6	Juan Bragg	1994-95
4.	14.7	Corey Santee	2001-02
5.	13.8	Mike Miles	2020-21
6.	13.4	Carven Holcombe	1983-84

### FRESHMAN ASSISTS

Rnk	No.	Player	Years
1.	180	Corey Santee	2001-02
2.	158	Juan Bragg	1994-95
3.	140	Jaylen Fisher	2016-17
4.	117	Darrell Browder	1979-80
5.	95	Jeff Jacobs	1993-93
6.	91	Kyan Anderson	2011-12
7.	77	Mike Miles	2020-21

## STREAKS

### TEAM W/L - OVERALL

Overall	L, 3
Home	L, 3
Road	L, 2
Neutral site	W, 3
Unranked teams	L, 1

### TEAM W/L - RANKED OPPONENTS

Ranked teams overall	L, 10
last win: Feb. 29, 2020 vs. #2 Baylor	
Ranked teams home	L, 4
ast win: Feb. 29, 2020 vs. #2 Baylor	
Ranked teams road	L, 9
last win: Feb. 9, 2019 at #17 Iowa State	
Ranked teams neutral site	L, 1
last win: Dec. 8, 2017 vs. #22 Nevada	

### LEADING TCU IN SCORING

Nembhard	1
----------	---

### LEADING TCU IN REBOUNDS

Miles	1
-------	---

### LEADING TCU IN ASSISTS

Miles	1
-------	---

### DOUBLE-FIGURE SCORING GAMES

Miles	2
Easley	1
Nembhard	1

### GAMES WITH A 3-POINTER

TCU*	195
Nembhard	21
O'Bannon	4
Miles	2
Kevin Easley	1
PJ Fuller	1

\* Has made at least one 3-pointer in 937-of-940 games

## DUNKS

Samuel	29
LeDee	10
Nembhard	8
Fuller	4
O'Bannon	3
Miles	3
Todd	2
Pearson	1
Smith	1
Total	62

## CHARGES TAKEN

Miles	7
Fuller	5
LeDee	2
Farabello	1
Nembhard	1
O'Bannon	1
Todd	1
Total	18

## AWARDS

Mike Miles	
Big 12 Newcomer of the Week	Nov. 30
Big 12 Newcomer of the Week	Dec. 28
RJ Nembhard	
Big 12 Player of the Week	Dec. 14
Kevin Samuel	
Big 12 Player of the Week	Dec. 21



# #0 EDDIE LAMPKIN JR.

6-11 | 295 | C | FR | KATY, TEXAS | MORTON RANCH HS

## Highlights

Scored first career field goal at No. 12 Missouri

**Prior to this season:** Ranked No. 9 in the state of Texas for the class of 2020 according to TexasHoops.com... Earned a four-star rating from ESPN.com Averaged 11.6 points and 10.9 rebounds as a senior and led Morton Ranch High School to its first-ever regional tournament berth, but fell in the 6A regional semifinals and finished with a record of 27-9 (12-0 in district)... Morton Ranch had won 30 consecutive district games, believed to be the best streak in Katy ISD boys basketball... Averaged 14 points, 10 rebounds and 2.4 assists as a junior during the 2018-19 season to lead Morton Ranch to a 27-7 record (12-0 in district)... Averaged 11.5 points and 3.4 rebounds as a sophomore during the 2017-18 season while Morton Ranch finished with a record of 24-10... Attended the Steph Curry Select Camp and earned MVP of the Steph Curry UnderArmour game during the summer of 2019.

**Personal:** Born May 14, 2001... Son of Eddie Lampkin Sr. and Vanessa Lampkin... Majoring in business information systems.



## GAME HIGHS

### Points

Season 2 (1/30/21 at Missouri)

Career Same

### Rebounds

Season 2, 2x (last, 1/30/21 at Missouri)

Career Same

### Assists

Season 1 (11/25/20 vs. Houston Baptist)

Career Same

### Steals

Season 1, 3x (last, 1/30/21 at Missouri)

Career Same

### Blocks

Season 1 (11/25/20 vs. Houston Baptist)

Career Same

### Field Goals

Season 1 (1/30/21 at Missouri)

Career Same

### Field Goal Attempts

Season 1, 3x (last, 1/30/21 at Missouri)

Career Same

### 3-Point Field Goals:

Season -

Career Same

### 3-Point Field Goal Attempts

Season -

Career Same

### Free Throws

Season -

Career Same

### Free Throw Attempts

Season 2 (11/25/20 vs. Houston Baptist)

Career Same

### Minutes

Season 8 (11/25/20 vs. Houston Baptist)

Career Same

## MISCELLANEOUS STATS

Year	Season	W/L
20 + Points:	-	0-0
10+ Points:	-	0-0
10+ Rebs:	-	0-0
Double-Doubles:	-	0-0
5 + Assists:	-	0-0
Led Team In Points:	-	0-0
Led Team In Rebounds:	-	0-0
Led Team In Assists:	-	0-0

				Field Goals		3-Point		F-Throws		Rebounds									Scoring	
SEASON	TEAM	GP-GS	MIN/AVG	FG-FGA	FG%	3FG-FGA	3FG%	FT-FTA	FT%	OFF	DEF	TOT	AVG	PF-FO	AST	TO	BLK	STL	PTS	AVG
2020-21	TCU	9-0	27/3.0	1-3	.333	0-0	.000	1-4	.250	3	4	7	0.8	6-0	1	2	1	3	3	0.3
TOTAL		9-0	27/3.0	1-3	.333	0-0	.000	1-4	.250	3	4	7	0.8	6-0	1	2	1	3	3	0.3

			Total			3-Pointers		Free throws		Rebounds											
Opponent	Date	GS	MIN	FG-FGA	PCT	3FG-3FGA	PCT	FT-FTA	PCT	OFF	DEF	TOT	AVG	PF	A	T/O	BLK	STL	PTS	AVG	
Houston Baptist	11/25/2020		08:29	0-1	.000	0-0	.000	0-2	.000	1	1	2	2.0	3	1	1	1	1	0	0.0	
vs Tulsa	11/28/2020		00:47	0-0	.000	0-0	.000	0-0	.000	0	0	0	1.0	1	0	0	0	0	0	0.0	
Kansas	01/05/2021		02:14	0-1	.000	0-0	.000	0-0	.000	0	1	1	1.0	0	0	0	0	0	0	0.0	
at Oklahoma	01/12/2021		02:35	0-0	.000	0-0	.000	1-2	.500	0	0	0	0.8	1	0	1	0	1	1	0.3	
at Missouri	01/30/2021		06:44	1-1	1.000	0-0	.000	0-0	.000	1	1	2	1.0	0	0	0	0	1	2	0.6	
Iowa St.	02/09/2021		00:43	0-0	.000	0-0	.000	0-0	.000	0	0	0	0.8	0	0	0	0	0	0	0.5	
West Virginia	02/23/2021		00:37	0-0	.000	0-0	.000	0-0	.000	0	1	1	0.9	1	0	0	0	0	0	0.4	
at Texas Tech	03/02/2021		03:48	0-0	.000	0-0	.000	0-0	.000	1	0	1	0.9	0	0	0	0	0	0	0.4	
at West Virginia	03/04/2021		01:08	0-0	.000	0-0	.000	0-0	.000	0	0	0	0.8	0	0	0	0	0	0	0.3	
Totals		0	27:05	1-3	.333	0-0	.000	1-4	.250	3	4	7	0.8	6	1	2	1	3	3	0.3	

## Player Averages

Games Played	Minutes/ game	Points/ game	FG Pct	3FG Pct	FT Pct	Rebounds/ game	Assists/ game	Turnovers/ game	Assist/Turnover ratio	Steals/ game	Blocks/ game
9	3.0	0.3	33.3	0.0	25.0	0.8	0.1	0.2	0.5	0.3	0.1

# #1 MIKE MILES

6-2 | 195 | G | FR | LANCASTER, TEXAS | LANCASTER HS

## Highlights

### All-Big 12 Honorable Mention | Big 12 All-Freshman Team

Ranks 13th in the Big 12 in scoring, 13.8

Among freshmen, ranks second in the Big 12 and 15th nationally in scoring average, 13.8

Ranks 10th in the Big 12 in assist/turnover ratio, 1.3

Ranks 14th in the Big 12 in assists per game, 3.2 | TCU is 6-2 when he records 5 or more assists

Has made 24 of his last 27 free throws

Has made a 3-pointer in all but six games this season

Leads TCU in charges taken, 7

Was sick (non-covid related) and did not play vs. Iowa State

26 points against NDSU on Dec. 22 was the most by a TCU freshman since Amric Fields (12/28/10). The last to score 30 was Corey Santee (32, 12/22/01)

Two time winner of Big 12 Newcomer of the Week, Nov. 30 and Dec. 28

Is the first Horned Frog since Kyan Anderson (2011-12) to record multiple games of at least 20 points scored as a freshman.

Was one of five to score their first points as a Horned Frog with two against Houston Baptist on Nov. 25.

13 points vs. HBU were the most scored by a TCU freshman in his collegiate debut since Jaylen Fisher scored 13 vs. St. Thomas (TX) on Nov. 11, 2016.

**Prior to this season:** Earned a four-star rating by Rivals... The 114th-ranked prospect in the class of 2020 and the 27th-best point guard by Rivals... Named SportsDay's All-Area Boys Basketball Player of the Year by the Dallas Morning News... Named 5A Player of the Year by the Texas Association of Basketball Coaches... Named the USA Today Boys Basketball Player of the Year in Dallas... Led Lancaster High School to the state tournament and it ended the season as the top-ranked 5A team with a record of 36-1 (12-0 in district)... Averaged 21.4 points, four rebounds, four assists and three steals as a senior during the 2019-20 season... As a junior during the 2018-19 season, averaged 18.0 points, 4.5 assists and 2.3 steals and was first-team all-state, all-region and district MVP while leading Lancaster to a record of 31-3 (12-0 in district)... Was a member of the AAU team, the Texas titans, one of the top programs on the Nike EYBL circuit... One of Jamie Dixon's first targets when he took the TCU job and offered Miles as a freshman.

**Personal:** Born Aug. 24, 2002... Son of Jeanee Miles.

SEASON	TEAM	GP-GS	MIN/AVG	Field Goals		3-Point		F-Throws		Rebounds				Scoring			
				FG-FGA	FG%	3FG-FGA	3FG%	FT-FTA	FT%	OFF	DEF	TOT	AVG	PF-FO	AST	TOT	BLK
2020-21	TCU	24-20	787/32.8	115-274	.420	40-108	.370	60-72	.833	7	77	84	3.5	45-0	77	60	5
TOTAL		24-20	787/32.8	115-274	.420	40-108	.370	60-72	.833	7	77	84	3.5	45-0	77	60	5

Opponent	Date	GS	MIN	Total		3-Pointers		Free throws		Rebounds				PF	A	T/O	BLK	STL	PTS	AVG	
				FG-FGA	PCT	3FG-3FGA	PCT	FT-FTA	PCT	OFF	DEF	TOT	AVG								
Houston Baptist	11/25/2020	*	21:00	6-12	.500	1-3	.333	0-0	.000	0	1	1	1.0	0	5	1	0	3	13	13.0	
vs Tulsa	11/28/2020		16:23	3-7	.429	2-4	.500	4-4	1.000	0	2	2	1.5	4	3	1	0	0	12	12.5	
vs Liberty	11/29/2020		27:25	3-6	.500	0-1	.000	0-0	.000	0	7	7	3.3	1	0	3	0	0	6	10.3	
Northwestern St.	12/03/2020		23:21	2-4	.500	1-2	.500	0-2	.000	0	2	2	3.0	1	4	2	0	0	5	9.0	
Oklahoma	12/06/2020		32:57	8-15	.533	3-5	.600	2-2	1.000	0	2	2	2.8	1	3	2	0	0	21	11.4	
Providence	12/09/2020	*	36:01	7-14	.500	2-5	.400	4-4	1.000	0	1	1	2.5	2	2	6	0	1	20	12.8	
vs Texas A&M	12/12/2020	*	36:37	5-10	.500	3-5	.600	2-3	.667	0	3	3	2.6	3	5	4	0	0	15	13.1	
at Oklahoma St.	12/16/2020	*	37:20	5-10	.500	1-3	.333	5-6	.833	0	2	2	2.5	2	3	4	0	0	16	13.5	
North Dakota St.	12/22/2020	*	37:34	11-18	.611	4-7	.571	0-1	.000	0	2	2	2.4	0	4	2	1	0	26	14.9	
Prairie View	12/30/2020	*	37:44	4-18	.222	2-6	.333	8-9	.889	0	9	9	3.1	3	6	2	1	1	18	15.2	
at Kansas St.	01/02/2021	*	30:50	5-12	.417	0-3	.000	1-1	1.000	1	5	6	3.4	2	5	3	0	0	11	14.8	
Kansas	01/05/2021	*	28:19	0-8	.000	0-3	.000	0-0	.000	0	1	1	3.2	1	1	1	0	0	0	13.6	
Baylor	01/09/2021	*	38:59	3-11	.273	3-8	.375	8-8	1.000	0	2	2	3.1	1	3	5	0	1	17	13.8	
at Oklahoma	01/12/2021	*	35:30	3-7	.429	1-2	.500	1-3	.333	0	9	9	3.5	2	1	0	0	0	8	13.4	
at Kansas	01/28/2021	*	34:29	6-12	.500	5-8	.625	1-2	.500	0	4	4	3.5	4	1	4	0	1	18	13.7	
at Missouri	01/30/2021	*	41:25	12-20	.600	2-4	.500	2-2	1.000	2	3	5	3.6	1	5	0	1	3	28	14.6	
Oklahoma St.	02/03/2021	*	36:23	7-17	.412	2-6	.333	2-3	.667	2	2	4	3.6	3	5	4	1	2	18	14.8	
at Texas	02/13/2021	*	33:40	4-13	.308	0-5	.000	2-2	1.000	0	3	3	3.6	0	2	2	1	1	10	14.6	
Kansas St.	02/20/2021	*	31:54	3-13	.231	0-4	.000	7-7	1.000	1	1	2	3.5	1	1	1	0	1	13	14.5	
West Virginia	02/23/2021	*	36:24	3-9	.333	1-4	.250	0-0	.000	0	2	2	3.5	2	5	2	0	3	7	14.1	
at Iowa St.	02/27/2021	*	36:37	6-10	.600	2-4	.500	5-5	1.000	0	6	6	3.6	3	5	4	0	1	19	14.3	
at Texas Tech	03/02/2021	*	26:36	1-8	.125	0-5	.000	0-0	.000	1	0	1	3.5	3	2	1	0	1	2	13.8	
at West Virginia	03/04/2021	*	38:06	4-11	.364	3-6	.500	4-4	1.000	0	2	2	3.4	1	2	2	0	1	15	13.8	
Texas	03/07/2021	*	31:34	4-9	.444	2-5	.400	2-4	.500	0	6	6	3.5	4	4	4	0	2	12	13.8	
Totals			20	787:09	115-274	.420	40-108	.370	60-72	.833	7	77	84	3.5	45	77	60	5	22	330	13.8

## Player Averages

Games Played	Minutes/game	Points/game	FG Pct	3FG Pct	FT Pct	Rebounds/game	Assists/game	Turnovers/game	Assist/Turnover ratio	Steals/game	Blocks/game
24	32.8	13.8	42.0	37.0	83.3	3.5	3.2	2.5	1.3	0.9	0.2



## GAME HIGHS

### Points

Season 28 (1/30/21 at Missouri)

Career Same

### Rebounds

Season 9, 2x (last, 1/12/21 at Oklahoma)

Career Same

### Assists

Season 6 (12/30/20 vs. Prairie View)

Career Same

### Steals

Season 3, 2x (last, 1/30/21 at Missouri)

Career Same

### Blocks

Season 1, 3x (last, 1/30/21 at Missouri)

Career Same

### Field Goals

Season 12 (1/30/21 at Missouri)

Career Same

### Field Goal Attempts

Season 20 (1/30/21 at Missouri)

Career Same

### 3-Point Field Goals:

Season 5 (1/28/21 at Kansas)

Career Same

### 3-Point Field Goal Attempts

Season 8, 2x (last, 1/28/21 at Kansas)

Career Same

### Free Throws

Season 8, 2x (last, 1/9/21 vs. Baylor)

Career Same

### Free Throw Attempts

Season 9 (12/30/20 vs. Prairie View)

Career Same

### Minutes

Season 41 (1/30/21 at Missouri)

Career Same

## MISCELLANEOUS STATS

Year	Season	W/L
20 + Points:	4	1-3
10+ Points:	18	8-10
10+ Rebs:	-	0-0
Double-Doubles:	-	0-0
5 + Assists:	8	6-2
Led Team In Points:	8	4-4
Led Team In Rebounds:	5	2-3
Led Team In Assists:	9	5-4

# #2 MICKEY PEARSON JR.

6-7 | 210 | F | R-FR | LINCOLN, ALA. | HARGRAVE MILITARY (VA.)

## Highlights

Earned first start of his career Dec. 9 vs. Providence

Was one of five to score their first points as a Horned Frog with two against Houston Baptist on Nov. 25.

**Prior to this season:** As a freshman - Did not play... Redshirted the season... **Prior to TCU** - Rated a three-star recruit according to 247Sports.com... Played at Hargrave Military during the 2018-19 season... Prior to Hargrave, played for John Harden High School in Kentucky... Listed as the fourth best player in the state of Kentucky in 2018 by Prep Hoops... Listed as the sixth best player in the state of Kentucky in 2018 by Next Up Recruits... Averaged 25.5 points, 11.0 rebounds, 2.3 assists and 2.5 blocks during the 2017-18 season at John Hardin High School... Was a finalist for Kentucky's Mr. Basketball as a senior in 2018... Was a two-time Area Player of the Year.

**Personal:** Born Feb. 11, 2000... Son of Mickey and Erica Pearson... Majoring in business.



## GAME HIGHS

### Points

Season 5 (12/6/20 vs. Oklahoma)

Career Same

### Rebounds

Season 6 (12/6/20 vs. Oklahoma)

Career Same

### Assists

Season 2 (12/22/20 vs. North Dakota St.)

Career Same

### Steals

Season 1 (12/6/20 vs. Oklahoma)

Career Same

### Blocks

Season 2 (12/6/20 vs. Oklahoma)

Career Same

### Field Goals

Season 2 (12/6/20 vs. Oklahoma)

Career Same

### Field Goal Attempts

Season 4, 2x (last, 12/6/20 vs. Oklahoma)

Career Same

### 3-Point Field Goals:

Season 1, 2x (last, 1/12/21 at Oklahoma)

Career Same

### 3-Point Field Goal Attempts

Season 3 (12/3/20 vs. Northwestern St.)

Career Same

### Free Throws

Season 1 (12/6/20 vs. Oklahoma)

Career Same

### Free Throw Attempts

Season 2, 2x (last, 12/6/20 vs. Oklahoma)

Career Same

### Minutes

Season 20 (12/6/20 vs. Oklahoma)

Career Same

## MISCELLANEOUS STATS

Year	Season	W/L
20+ Points:	-	0-0
10+ Points:	-	0-0
10+ Rebs:	-	0-0
Double-Doubles:	-	0-0
5+ Assists:	-	0-0
Led Team In Points:	-	0-0
Led Team In Rebounds:	-	0-0
Led Team In Assists:	-	0-0

SEASON TEAM	GP-GS	MIN/AVG	FG-FGA	FG%	3FG-FGA	3FG%	FT-FTA	FT%	OFF DEF TOT AVG	PF-FO	AST	TO	BLK	STL	PTS	PTS AVG
2020-21 TCU	18-1	140/7.8	9-22	.409	2-13	.154	3-8	.375	5 13 18 1.0	12-0	5	5	2	1	23	1.3
TOTAL	18-1	140/7.8	9-22	.409	2-13	.154	3-8	.375	5 13 18 1.0	12-0	5	5	2	1	23	1.3

Opponent	Date	GS	MIN	FG-FGA	PCT	3FG-3FGA	PCT	FT-FTA	PCT	OFF DEF TOT AVG	PF	A	T/O	BLK	STL	PTS	PTS AVG
Houston Baptist	11/25/2020		18:18	1-4	.250	0-2	.000	0-2	.000	0 2 2 2.0	0	1	1	0	0	2	2.0
vs Tulsa	11/28/2020		09:15	0-2	.000	0-1	.000	0-0	.000	0 0 0 1.0	1	0	0	0	0	0	1.0
vs Liberty	11/29/2020		17:05	1-1	1.000	1-1	1.000	0-0	.000	0 1 1 1.0	1	0	1	0	0	3	1.7
Northwestern St.	12/03/2020		08:57	0-3	.000	0-3	.000	0-0	.000	0 4 4 1.8	0	0	0	0	0	0	1.3
Oklahoma	12/06/2020		20:10	2-4	.500	0-2	.000	1-2	.500	3 3 6 2.6	3	1	0	2	1	5	2.0
Providence	12/09/2020	*	16:12	1-2	.500	0-1	.000	0-0	.000	0 1 1 2.3	3	0	0	0	0	2	2.0
vs Texas A&M	12/12/2020		02:05	0-0	.000	0-0	.000	0-0	.000	0 0 0 2.0	0	0	0	0	0	0	1.7
at Oklahoma St.	12/16/2020		02:28	1-1	1.000	0-0	.000	0-0	.000	1 0 1 1.9	1	0	0	0	0	2	1.8
North Dakota St.	12/22/2020		06:00	0-1	.000	0-1	.000	0-0	.000	0 0 0 1.7	1	2	0	0	0	0	1.6
Prairie View	12/30/2020		01:44	0-0	.000	0-0	.000	0-0	.000	0 0 0 1.5	0	0	0	0	0	0	1.4
Kansas	01/05/2021		04:36	1-1	1.000	0-0	.000	0-0	.000	0 0 0 1.4	0	1	0	1	0	0	2.15
at Oklahoma	01/12/2021		13:30	1-2	.500	1-2	.500	0-0	.000	0 1 1 1.3	0	0	1	0	0	3	1.6
at Kansas	01/28/2021		01:46	0-0	.000	0-0	.000	0-0	.000	0 0 0 1.2	0	0	0	0	0	0	1.5
at Missouri	01/30/2021		03:54	1-1	1.000	0-0	.000	0-0	.000	0 0 0 1.1	0	0	1	0	0	2	1.5
Oklahoma St.	02/03/2021		01:42	0-0	.000	0-0	.000	0-0	.000	0 0 0 1.1	1	0	1	0	0	0	1.4
Iowa St.	02/09/2021		03:58	0-0	.000	0-0	.000	1-2	.500	1 1 2 1.1	0	0	0	0	0	1	1.4
Kansas St.	02/20/2021		03:39	0-0	.000	0-0	.000	1-2	.500	0 0 0 1.1	1	0	0	0	0	1	1.4
at Texas Tech	03/02/2021		04:50	0-0	.000	0-0	.000	0-0	.000	0 0 0 1.0	0	0	0	0	0	0	1.3
Totals		1	140:09	9-22	.409	2-13	.154	3-8	.375	5 13 18 1.0	12	5	5	2	1	23	1.3

## Player Averages

Games Played	Minutes/ game	Points/ game	FG Pct	3FG Pct	FT Pct	Rebounds/ game	Assists/ game	Turnovers/ game	Assist/Turnover ratio	Steals/ game	Blocks/ game
18	7.8	1.3	40.9	15.4	37.5	1.0	0.3	0.3	1.0	0.1	0.1



# #3 FRANCISCO FARABELLO

6-2 | 183 | G | SO | CANADA DE GOMEZ, ARGENTINA | NBA GLOBAL ACADEMY (AUS.)

## Highlights

Is out for the season for further cardiac evaluation after being in COVID-19 protocol.

Has made at least one 3-pointer in seven of nine games played

Has 21 assists and four turnovers this season. That's four turnovers in 220 minutes played.

Did not play Jan. 12 at Oklahoma due to a left calf injury

One of two returning Big 12 players (Christian Braun, Kansas) to have shot at least 40 percent (41.0%) from three-point range last season (min. 50 att.)

One of only three Big 12 freshmen last year to have totaled at least 60 assists (65) and 20 steals (24).

**Prior to this season: As a freshman** - Played in 30 games and made seven starts... Scored 10 or more points twice including a season-high 11 against Air Force (11/18/19)... Led the team in assists six times and had a season-high seven assists against Louisiana (11/12/19)... Recorded a season-high four steals against Wyoming (11/26/19)... Made multiple 3-pointers in a game seven times... Made a season-high three 3-pointers against Air Force (11/18/19)... **Prior to TCU** - Earned a four-star rating by 247Sports.com, a national ranking of 105 and ranked as the 10th best point guard in the class... Joined the NBA Global Academy in Canberra, Australia in July of 2017... During the 2018 season he averaged 7.1 points, 3.3 rebounds and 2.9 assists while shooting 49.0 percent from the field and 48.3 percent from 3-point range... Represented his home country of Argentina at the FIBA U19 World Cup in the summer of 2019 in Crete, Greece... Averaged 6.4 points, 3.7 rebounds and 4.0 assists and helped Argentina finish in 11th place... Played for Argentina in the FIBA U18 Americas Championship in St. Catharines, Ontario, Canada and averaged 8.3 points, 5.3 assists and 4.3 rebounds per game while helping Argentina win the gold medal... Played in the FIBA U17 World Championships in 2016 in Zaragoza, Spain and averaged 5.1 points, 3.6 rebounds and 3.0 assists... Participated in Basketball Without Borders Americas 2017 in Nassau Bahamas and the Basketball Without Borders Global Camp at NBA All-Star 2018 in Los Angeles... Participated in the NCAA's first Next Generation Sunday event at the 2018 Men's Final Four.

**Personal:** Born Nov. 1, 2000 in Olavarria, Argentina... Son of Daniel Farabello and Maria Peralta... Moved to Italy at a young age before moving back to Cañada de Gomez, Argentina... Has lived in six different countries (America, Argentina, Australia, Brazil, Italy and Spain)... Speaks English, Italian and Spanish... Majoring in Physical Education.



## GAME HIGHS

### Points

Season 10 (11/28/20 vs. Tulsa)

Career 11 (11/18/19 vs. Air Force)

### Rebounds

Season 5 (1/2/20 at Kansas State)

Career 6 (1/11/20 vs. Oklahoma State)

### Assists

Season 7 (12/3/20 vs. Northwestern St.)

Career 7, 2x (last, 12/3/20 vs. Northwestern St.)

### Steals

Season 3, 2x (last, 12/30/20 vs. Prairie View)

Career 4 (11/26/19 vs. Wyoming)

### Blocks

Season -

Career Same

### Field Goals

Season 3, 3x (last, 1/2/20 at Kansas State)

Career 6 (11/18/19 vs. Air Force)

### Field Goal Attempts

Season 7 (11/29/20 vs. Liberty)

Career 9 (11/18/19 vs. Air Force)

### 3-Point Field Goals:

Season 3 (11/28/20 vs. Tulsa)

Career 3, 2x (last, 11/28/20 vs. Tulsa)

### 3-Point Field Goal Attempts

Season 6 (12/6/20 vs. Oklahoma)

Career 6, 2x (12/6/20 vs. Oklahoma)

### Free Throws

Season 1 (11/28/20 vs. Tulsa)

Career 3 (2/1/20 at Baylor)

### Free Throw Attempts

Season 4 (11/28/20 vs. Tulsa)

Career Same

### Minutes

Season 34 (11/29/20 vs. Liberty)

Career 37 (1/4/20 vs. Iowa State)

## MISCELLANEOUS STATS

Year	Season	Career	W/L
20+ Points:	-	-	0-0
10+ Points:	1	3	3-0
10+ Rebs:	-	-	0-0
Double-Doubles:	-	-	0-0
5+ Assists:	1	6	5-1
Led Team In Points:	-	-	0-0
Led Team In Rebounds:	-	-	0-0
Led Team In Assists:	2	8	6-2

			Field Goals		3-Point		F-Throws		Rebounds								Scoring				
SEASON	TEAM	GP-GS	MIN	AVG	FG-FGA	FG%	3FG-FGA	3FG%	FT-FTA	FT%	OFF	DEF	TOT	AVG	PF-FO	AST	TO	BLK	STL	PTS	AVG
2019-20	TCU	30-7	614	20.5	38-93	.409	25-61	.410	11-13	.846	5	38	43	1.4	36-0	65	36	4	24	112	3.7
2020-21	TCU	9-5	220	24.5	17-39	.436	13-29	.448	1-5	.200	0	15	15	1.7	11-0	21	4	0	10	48	5.3
TOTAL		39-12	834	21.4	55-132	.417	38-90	.422	12-18	.667	5	53	58	1.5	47-0	86	40	4	34	160	4.1

Opponent	Date	GS	MIN	Total		3-Pointers		Free throws		Rebounds				PF	A	T/O	BLK	STL	PTS	AVG
				FG-FGA	PCT	3FG-FGA	PCT	FT-FTA	PCT	OFF	DEF	TOT	AVG							
Houston Baptist	11/25/2020	*	25:22	2-6	.333	2-5	.400	0-0	.000	0	1	1	1.0	1	2	0	0	0	6	6.0
vs Tulsa	11/28/2020	*	29:50	3-5	.600	3-5	.600	1-4	.250	0	2	2	1.5	1	3	0	0	3	10	8.0
vs Liberty	11/29/2020	*	34:06	3-7	.429	2-3	.667	0-0	.000	0	3	3	2.0	3	2	1	0	1	8	8.0
Northwestern St.	12/03/2020	*	25:24	0-2	.000	0-2	.000	0-0	.000	0	0	0	1.5	0	7	0	0	2	0	6.0
Oklahoma	12/06/2020	*	18:30	2-6	.333	2-6	.333	0-0	.000	0	2	2	1.6	2	0	0	0	0	6	6.0
Prairie View	12/30/2020		33:16	1-4	.250	1-4	.250	0-1	.000	0	2	2	1.7	1	3	0	0	3	3	5.5
at Kansas St.	01/02/2021		23:46	3-5	.600	2-2	1.000	0-0	.000	0	5	5	2.1	1	0	0	0	1	8	5.9
Kansas	01/05/2021		18:53	2-3	.667	1-2	.500	0-0	.000	0	0	0	1.9	1	3	1	0	0	5	5.8
Baylor	01/09/2021		11:17	1-1	1.000	0-0	.000	0-0	.000	0	0	0	1.7	1	1	2	0	0	2	5.3
<b>Totals</b>		<b>5</b>	<b>220:24</b>	<b>17-39</b>	<b>.436</b>	<b>13-29</b>	<b>.448</b>	<b>1-5</b>	<b>.200</b>	<b>0</b>	<b>15</b>	<b>15</b>	<b>1.7</b>	<b>11</b>	<b>21</b>	<b>4</b>	<b>0</b>	<b>10</b>	<b>48</b>	<b>5.3</b>

## Player Averages

Games Played	Minutes/game	Points/game	FG Pct	3FG Pct	FT Pct	Rebounds/game	Assists/game	Turnovers/game	Assist/Turnover ratio	Steals/game	Blocks/game
9	24.5	5.3	43.6	44.8	20.0	1.7	2.3	0.4	5.3	1.1	0.0

# #4 PJ FULLER

6-4 | 175 | G | SO | SEATTLE, WASH. | FINDLAY PREP (NEV.)

## Highlights

Has started the last nine games

Did not play Dec. 9 vs. Providence due to left ankle injury

**Prior to this season:** As a freshman - Played in all 32 games... Scored 10 or more points six times... Scored a season-high 21 points on 7-of-12 shooting (17 points in the second half) in the win over No. 2 Baylor (2/29/20) and was named Big 12 Newcomer of the Week... Had 15 points and six rebounds against Louisiana (11/12/19)... Scored 17 points against Lamar (12/14/19) and was 3-of-4 from 3-point range, a season-high for makes from three... Shot 81.8 percent (27-of-33) from the free throw line, the second-best on the team... **Prior to TCU** - Earned a four-star rating by ESPN and was ranked 73rd in ESPN's Top 100... Earned a four-star rating by 247Sports and was ranked 79th in the 2019 class nationally and the 12th ranked shooting guard... Played for Findlay Prep in Henderson, Nev. with TCU teammate Taryn Todd... Averaged 18.7 points, 5.8 rebounds, 4.7 assists and 1.9 steals per game at Findlay Prep during the 2018-19 season... With Fuller as the point guard, Findlay Prep amassed a record of 18-6... Played his freshman and junior seasons at Garfield High School in his hometown of Seattle... Helped Garfield win the Class 3A state title as a junior in 2018 under head coach Brandon Roy, who played six seasons in the NBA... Won the state and national championship while at Nathan Hale as a sophomore in 2017.

**Personal:** Born Feb. 11, 2000... Son of Philip Fuller and Melany Willis... Full name is Philip Anthony Fuller.



## GAME HIGHS

### Points

Season 15 (12/6/20 vs. Oklahoma)

Career 21 (2/29/20 vs. Baylor)

### Rebounds

Season 5, 2x (last, 2/9/21 vs. Iowa State)

Career 6 (11/12/19 vs. Louisiana)

### Assists

Season 4 (12/12/20 vs. Texas A&M)

Career 5 (12/14/19 vs. Lamar)

### Steals

Season 2 (1/28/21 at Kansas)

Career 4 (11/12/19 vs. Louisiana)

### Blocks

Season 2 (12/22/20 vs. North Dakota St.)

Career 2, 3x (last, 12/22/20 vs. North Dakota St.)

### Field Goals

Season 6 (12/6/20 vs. Oklahoma)

Career 7, 2x (last, 2/29/20 vs. Baylor)

### Field Goal Attempts

Season 8, 2x (last, 12/6/20 vs. Oklahoma)

Career 12 (2/29/20 vs. Baylor)

### 3-Point Field Goals:

Season 3, 2x (last, 2/23/21 vs. West Virginia)

Career 3, 3x (last, 2/23/21 vs. West Virginia)

### 3-Point Field Goal Attempts

Season 5 (2/23/21 vs. West Virginia)

Career 6 (2/25/20 at Iowa State)

### Free Throws

Season 4 (3/4/21 at West Virginia)

Career 6 (2/29/20 vs. Baylor)

### Free Throw Attempts

Season 5 (12/22/20 vs. North Dakota St.)

Career 7 (2/29/20 vs. Baylor)

### Minutes

Season 31 (12/12/20 vs. Texas A&M)

Career 37 (2/29/20 vs. Baylor)

## MISCELLANEOUS STATS

Year	Season	Career	W/L
20+ Points:	1	1	1-0
10+ Points:	5	11	7-4
10+ Rebs:	-	0	0-0
Double-Doubles:	-	0	0-0
5+ Assists:	1	1	1-0
Led Team In Points:	1	1	1-0
Led Team In Rebounds:	-	0	0-0
Led Team In Assists:	1	1	0-1

SEASON TEAM	GP-GS	MIN/AVG	Field Goals	3-Point	F-Throws	Rebounds	PF-FO	AST	TO	BLK	STL	PTS	AVG
2019-20	TCU	32-8	632/19.8	69-186	.371	18-71	.254	27-33	.818	11	47	58	1.8
2020-21	TCU	24-17	563/23.5	46-121	.380	17-56	.304	28-38	.737	9	39	48	2.0
TOTAL	56-25	1195/21.3	115-307	.375	35-127	.276	55-71	.775	20	86	106	1.9	123-3

Opponent	Date	GS	MIN	Total		3-Pointers		Free throws		Rebounds			PF	A	T/O	BLK	STL	PTS	AVG	
				FG-FGA	PCT	3FG-3FGA	PCT	FT-FTA	PCT	OFF	DEF	TOT								AVG
Houston Baptist	11/25/2020		20:15	4-8	.500	0-3	.000	0-2	.000	1	4	5	5.0	0	2	2	1	1	8	4.0
vs Tulsa	11/28/2020		03:41	0-0	.000	0-0	.000	0-0	.000	0	1	1	3.0	1	0	1	0	0	0	8.0
vs Liberty	11/29/2020		07:51	0-3	.000	0-1	.000	2-2	1.000	0	1	1	2.3	1	0	0	0	0	2	3.3
Northwestern St.	12/03/2020		20:02	5-7	.714	3-4	.750	0-0	.000	0	1	1	2.0	3	2	2	0	0	13	5.8
Oklahoma	12/06/2020	*	25:01	6-8	.750	2-4	.500	1-1	1.000	0	2	2	2.0	4	0	0	0	0	15	7.6
vs Texas A&M	12/12/2020		30:59	4-9	.444	2-5	.400	3-3	1.000	0	2	2	2.0	2	4	2	0	1	13	8.5
at Oklahoma St.	12/16/2020	*	21:40	1-2	.500	1-1	1.000	0-0	.000	0	2	2	2.0	3	1	2	0	0	3	7.7
North Dakota St.	12/22/2020	*	29:37	1-3	.333	0-2	.000	3-5	.600	0	1	1	1.9	1	3	3	2	1	5	7.4
Prairie View	12/30/2020	*	28:00	3-6	.500	1-2	.500	2-4	.500	1	2	3	2.0	3	2	5	0	0	9	7.6
at Kansas St.	01/02/2021	*	17:13	0-0	.000	0-0	.000	0-0	.000	0	1	1	1.9	4	0	4	0	1	0	6.8
Kansas	01/05/2021	*	23:14	1-4	.250	0-0	.000	3-4	.750	1	0	1	1.8	1	3	0	0	1	5	6.6
Baylor	01/09/2021	*	25:10	0-2	.000	0-1	.000	0-0	.000	0	0	0	1.7	3	1	4	0	1	0	6.1
at Oklahoma	01/12/2021	*	19:18	0-5	.000	0-2	.000	2-2	1.000	1	3	4	1.8	0	1	3	1	1	2	5.8
at Kansas	01/28/2021		22:43	0-7	.000	0-4	.000	0-0	.000	0	1	1	1.8	2	1	0	1	2	0	5.4
at Missouri	01/30/2021		30:41	4-7	.571	0-1	.000	2-3	.667	0	0	0	1.7	5	1	0	0	1	10	5.7
Oklahoma St.	02/03/2021	*	26:47	0-4	.000	0-2	.000	0-0	.000	0	1	1	1.6	5	2	0	0	1	0	5.3
Iowa St.	02/09/2021	*	23:45	4-9	.444	2-3	.667	1-1	1.000	2	3	5	1.8	4	1	2	1	0	11	5.6
at Texas	02/13/2021	*	26:43	2-6	.333	1-4	.250	3-3	1.000	0	3	3	1.9	1	1	1	0	1	8	5.8
Kansas St.	02/20/2021	*	21:26	1-5	.200	1-3	.333	2-2	1.000	0	2	2	1.9	4	0	3	0	2	5	5.7
West Virginia	02/23/2021	*	26:38	3-5	.600	3-5	.600	0-0	.000	0	2	2	1.9	3	2	3	0	0	9	5.9
at Iowa St.	02/27/2021	*	25:47	1-3	.333	0-1	.000	0-0	.000	0	2	2	1.9	1	3	1	0	1	2	5.7
at Texas Tech	03/02/2021	*	30:14	3-8	.375	0-3	.000	0-1	.000	2	2	4	2.0	1	2	3	0	2	6	5.7
at West Virginia	03/04/2021	*	28:29	0-4	.000	0-2	.000	4-4	1.000	1	1	2	2.0	3	2	3	0	1	4	5.7
Texas	03/07/2021	*	27:40	3-6	.500	1-3	.333	0-1	.000	0	2	2	2.0	3	3	2	0	0	7	5.7
Totals		17	562:54	46-121	.380	17-56	.304	28-38	.737	9	39	48	2.0	58	37	46	6	18	137	5.7

## Player Averages

Games Played	Minutes/game	Points/game	FG Pct	3FG Pct	FT Pct	Rebounds/game	Assists/game	Turnovers/game	Assist/Turnover ratio	Steals/game	Blocks/game
24	23.5	5.7	38.0	30.4	73.7	2.0	1.5	1.9	0.8	0.8	0.3

# #5 CHUCK O'BANNON JR.

6-6 | 215 | F | R-JR | LAS VEGAS, NEV. | BISHOP GORMAN HS (USC)

## Highlights

Has started each of the last 11 games

Has made at least one 3-pointer in five straight and in 10 of the last 11 games

Had a career game vs. No. 6 Kansas with 18 points, six field goals, including four 3-pointers

Missed Dec. 6 game vs. Oklahoma due to left ankle injury

Made his TCU debut one year to the day of when he injured his left hand to sideline him for the 2019-20 season

Was one of five to score their first points as a Horned Frog with 11 against Houston Baptist on Nov. 25.

**Prior to this season:** As a junior at USC - Played in three games for USC, the last coming on Nov. 12 vs. South Dakota State... Was 0-for-5 shooting and made both of his free throws during the season... Hurt his left hand in practice on Nov. 25, which required surgery... As a sophomore at USC - While at USC, Suffered a left pinky injury in practice on Nov. 9 which would require surgery on Nov. 13 and he used the campaign as a redshirt season. He played 10 minutes in the first game of the year vs. Robert Morris on Nov. 6, 2018... As a freshman at USC - Appeared in 14 games for USC, scoring 18 points and grabbing nine rebounds... He played in the season opener vs. CS Fullerton on Nov. 10, 2017 and had two rebounds and an assist in nine minutes of action... Scored his first points as a Trojan from the free throw line on Nov. 22, 2017 vs. Lehigh... Was 2-for-2 in that game and made all seven attempts from the charity stripe he took during the season... Scored his first field goal and added two rebounds vs. Santa Clara on Dec. 14, 2017... Played a season-high 14 minutes vs. Princeton on Dec. 19, 2017 and had a season-best two steals... Scored a season-high five points, made his first 3-pointer and had two rebounds vs. Akron on Dec. 22, 2017... Made his only shot in USC's Pac-12 semifinal win vs. Oregon on March 9, 2018... Prior to USC - The five-star recruit was ranked the No. 28 prospect on the ESPN Top 100 list and the No. 6 small forward in the 2017 class... Was a 2017 McDonald's All-American and scored 10 points, had three rebounds and dished out two assists in the McDonald's All-American game on March 29, 2017 in Chicago, Ill... The All-State wing led Bishop Gorman High to a 22-9 record his senior season while averaging 21.4 points, 8.1 rebounds and 4.0 assists... Helped lead Bishop Gorman to four of its six consecutive state 4A titles, including a 62-58 comeback win over Clark in the 2017 title game in which he scored 36 points and grabbed 11 rebounds.

**Personal:** Born March 1, 1999 in Long Beach, Calif... Son of Valencia and Charles O'Bannon... Father, Charles, was a starter on UCLA's 1995 national championship team and went on to be a second-round pick in the 1997 NBA draft... Uncle, Ed O'Bannon, also was a star on the 1994-95 Bruins team and was the ninth overall pick in the 1995 NBA draft... Lived in Japan from ages 2-14.

				Field Goals		3-Point		F-Throws		Rebounds								Scoring		
SEASON	TEAM	GP-GS	MIN/AVG	FG-FGA	FG%	3FG-FGA	3FG%	FT-FTA	FT%	OFF	DEF	TOT	AVG	PF-FO	AST	TO	BLK	STL	PTS	AVG
2017-18	USC	14-0	72/5.1	5-23	.217	1-8	.125	7-7	1.000	1	8	9	0.6	10-0	2	2	0	4	18	1.3
2018-19	USC	1-0	10/9.9	0-1	.000	0-0	.000	0-0	.000	0	1	1	1.0	0-0	0	0	0	0	0	0.0
2019-20	USC	3-0	18/6.1	0-5	.000	0-0	.000	2-2	1.000	4	0	4	1.3	3-0	1	3	0	2	2	0.7
2020-21	TCU	24-15	426/17.7	52-127	.409	27-72	.375	31-41	.756	24	67	91	3.8	39-0	12	21	11	19	162	6.8
TOTAL FOR TCU		24-15	426/17.7	52-127	.409	27-72	.375	31-41	.756	24	67	91	3.8	39-0	12	21	11	19	162	6.8
TOTAL		42-15	526/12.5	57-156	.365	28-80	.350	40-50	.800	29	76	105	2.5	52-0	15	26	11	25	182	4.3

Opponent	Date	GS	MIN	Total		3-Pointers		Free throws		Rebounds				PF	A	T/O	BLK	STL	PTS	AVG	
				FG-FGA	PCT	3FG-3FGA	PCT	FT-FTA	PCT	OFF	DEF	TOT	AVG								
Houston Baptist	11/25/2020	*	21:15	3-8	.375	1-4	.250	4-5	.800	2	7	9	9.0	2	0	1	1	2	11	11.0	
vs Tulsa	11/28/2020	*	14:33	2-7	.286	1-3	.333	2-3	.667	2	3	5	7.0	1	0	1	0	1	7	9.0	
vs Liberty	11/29/2020	*	10:10	0-3	.000	0-2	.000	0-0	.000	0	1	1	5.0	2	0	0	0	0	0	6.0	
Northwestern St.	12/03/2020	*	15:24	3-7	.429	1-2	.500	0-0	.000	4	4	8	5.8	3	0	1	1	0	7	6.3	
Providence	12/09/2020		17:51	0-0	.000	0-0	.000	3-4	.750	0	1	1	4.8	2	2	2	0	1	3	5.6	
vs Texas A&M	12/12/2020		19:10	2-4	.500	1-3	.333	3-5	.600	0	4	4	4.7	1	0	0	0	1	8	6.0	
at Oklahoma St.	12/16/2020		14:41	2-4	.500	1-3	.333	0-0	.000	0	3	3	4.4	1	2	1	0	3	5	5.9	
North Dakota St.	12/22/2020		06:58	2-4	.500	1-3	.333	0-0	.000	0	1	1	4.0	2	0	0	0	1	5	5.8	
Prairie View	12/30/2020		09:51	0-3	.000	0-0	.000	2-4	.500	1	3	4	4.0	0	1	2	1	1	2	5.3	
at Kansas St.	01/02/2021		11:22	1-4	.250	0-1	.000	0-0	.000	1	1	2	3.8	0	0	0	0	1	2	5.0	
Kansas	01/05/2021		15:57	6-9	.667	4-6	.667	2-3	.667	1	5	6	4.0	2	0	2	0	0	18	6.2	
Baylor	01/09/2021		11:55	1-4	.250	0-1	.000	2-2	1.000	1	1	2	3.8	1	0	2	0	1	4	6.0	
at Oklahoma	01/12/2021		12:31	1-4	.250	0-3	.000	0-0	.000	1	0	1	3.6	0	1	1	2	1	2	5.7	
at Kansas	01/28/2021	*	21:18	3-6	.500	1-3	.333	0-2	.000	2	3	5	3.7	3	0	1	0	1	7	5.8	
at Missouri	01/30/2021	*	33:51	6-10	.600	3-6	.500	2-2	1.000	1	4	5	3.8	4	1	2	0	0	17	6.5	
Oklahoma St.	02/03/2021	*	25:31	5-6	.833	2-3	.667	3-3	1.000	2	5	7	4.0	2	1	1	1	0	15	7.1	
Iowa St.	02/09/2021	*	29:12	2-5	.400	1-3	.333	2-2	1.000	2	5	7	4.2	2	1	0	2	0	7	7.1	
at Texas	02/13/2021	*	12:49	1-4	.250	1-2	.500	0-0	.000	0	0	0	3.9	1	0	1	0	0	3	6.8	
Kansas St.	02/20/2021	*	22:20	1-7	.143	0-3	.000	2-2	1.000	2	4	6	4.1	0	0	1	1	0	4	6.7	
West Virginia	02/23/2021	*	11:03	2-4	.500	1-2	.500	0-0	.000	0	1	1	3.9	1	0	1	0	0	5	6.6	
at Iowa St.	02/27/2021	*	24:16	3-7	.429	3-5	.600	2-2	1.000	2	1	3	3.9	1	0	0	1	2	11	6.8	
at Texas Tech	03/02/2021	*	17:44	2-5	.400	2-3	.667	0-0	.000	0	3	3	3.8	3	0	1	0	1	6	6.8	
at West Virginia	03/04/2021	*	25:03	2-7	.286	1-6	.167	2-2	1.000	0	5	5	3.9	4	1	0	0	1	7	6.8	
Texas	03/07/2021	*	21:14	2-5	.400	2-5	.400	0-0	.000	0	2	2	3.8	1	2	0	1	1	6	6.8	
Totals			15	425:60	52-127	.409	27-72	.375	31-41	.756	24	67	91	3.8	39	12	21	11	19	162	6.8

## Player Averages

Games Played	Minutes/game	Points/game	FG Pct	3FG Pct	FT Pct	Rebounds/game	Assists/game	Turnovers/game	Assist/Turnover ratio	Steals/game	Blocks/game
24	17.7	6.8	40.9	37.5	75.6	3.8	0.5	0.9	0.6	0.8	0.5



## GAME HIGHS

### Points

Season 18 (1/5/21 vs. Kansas)

Career Same

### Rebounds

Season 9 (11/25/20 vs. Houston Baptitst)

Career Same

### Assists

Season 2, 3x (last, 3/7/21 vs. Texas)

Career Same

### Steals

Season 3 (12/16/20 at Oklahoma State)

Career Same

### Blocks

Season 2, 2x (last, 2/9/21 vs. Iowa State)

Career Same

### Field Goals

Season 6, 2x (last, 1/30/21 at Missouri)

Career Same

### Field Goal Attempts

Season 10 (1/30/21 at Missouri)

Career Same

### 3-Point Field Goals:

Season 4 (1/5/21 vs. Kansas)

Career Same

### 3-Point Field Goal Attempts

Season 6, 2x (last, 1/30/21 at Missouri)

Career Same

### Free Throws

Season 4 (11/25/20 vs. Houston Baptitst)

Career Same

### Free Throw Attempts

Season 5, 2x (last, 12/12/20 vs. Texas A&M)

Career 5, 3x, (last, 12/12/20 vs. Texas A&M)

### Minutes

Season 33 (1/30/21 at Missouri)

Career Same

## MISCELLANEOUS STATS

Year	Season	Career	W/L
20+ Points:	7	0-0	
10+ Points:	4	26	2-2
10+ Rebs:	4	0-0	
Double-Doubles:	2	0-0	
5+ Assists:	-	0-0	
Led Team In Points:	1	0-1	
Led Team In Rebounds:	2	0-2	
Led Team In Assists:	-	0-0	



# #11 TARYN TODD

6-5 | 180 | G | R-FR | VAUGHAN, ONTARIO, CANADA | FINDLAY PREP (NEV.)

## Highlights

Has made multiple threes in five games

Made the full-court pass to set up Jaedon LeDee's game-winning bucket vs. Oklahoma State

Made first career start vs. Texas A&M on Dec. 12

Was one of five to score their first points as a Horned Frog with 8 against Houston Baptist on Nov. 25.

**Prior to this season:** As a freshman - Did not play... Redshirted the season... **Prior to TCU** - Earned a three-star rating by 247Sports... Played for Findlay Prep in Henderson, Nev. with TCU teammate PJ Fuller... Averaged 12.7 points, 3.7 rebounds, 2.8 assists and 1.9 steals for Findlay Prep... Shot 50.0 percent from the field and 43 percent from 3-point range... Selected to the fifth annual BioSteel All Canadian Boys Game... Played for the club team UPlay Canada... Ranked as the 13th best player in Canada according to North Pole Hoops... Attended Vaughan Secondary School and played for Vaughan Prep... Played in the 2018 FIBA U17 World Cup in Argentina and averaged 7.2 points, 2.6 rebounds and 1.4 assists.

**Personal:** Born Sept. 6, 2001... Son of Amanda Todd.



## GAME HIGHS

### Points

Season 11 (2/9/21 vs. Iowa State)

Career Same

### Rebounds

Season 5 (2/9/21 vs. Iowa State)

Career Same

### Assists

Season 4, 2x (last, 2/9/21 vs. Iowa State)

Career Same

### Steals

Season 2 (12/9/20 vs. Providence)

Career Same

### Blocks

Season 1, 5x (last, 2/23/21 vs. West Virginia)

Career Same

### Field Goals

Season 4, 2x (last, 2/9/21 vs. Iowa State)

Career Same

### Field Goal Attempts

Season 12 (2/9/21 vs. Iowa State)

Career Same

### 3-Point Field Goals:

Season 2, 4x (last, 12/22/20 vs. North Dakota St.)

Career Same

### 3-Point Field Goal Attempts

Season 5, 2x (last, 2/9/21 vs. Iowa State)

Career Same

### Free Throws

Season 3 (11/28/20 vs. Tulsa)

Career Same

### Free Throw Attempts

Season 4 (11/28/20 vs. Tulsa)

Career Same

### Minutes

Season 32 (2/9/21 vs. Iowa State)

Career Same

## MISCELLANEOUS STATS

Year	Season	W/L
20+ Points:	-	0-0
10+ Points:	2	2-0
10+ Rebs:	-	0-0
Double-Doubles:	-	0-0
5+ Assists:	-	0-0
Led Team In Points:	-	0-0
Led Team In Rebounds:	-	0-0
Led Team In Assists:	2	0-2

				Field Goals		3-Point		F-Throws		Rebounds								Scoring		
SEASON	TEAM	GP-GS	MIN/AVG	FG-FGA	FG%	3FG-FGA	3FG%	FT-FTA	FT%	OFF	DEF	TOT	AVG	PF-FO	AST	TO	BLK	STL	PTS	AVG
2020-21	TCU	25-5	451/18.0	41-101	.406	18-46	.391	13-23	.565	7	32	39	1.6	41-1	34	32	5	13	113	4.5
TOTAL		25-5	451/18.0	41-101	.406	18-46	.391	13-23	.565	7	32	39	1.6	41-1	34	32	5	13	113	4.5

Opponent	Date	GS	MIN	Total		3-Pointers		Free throws		Rebounds				PF	A	T/O	BLK	STL	PTS	AVG
				FG-FGA	PCT	3FG-FGA	PCT	FT-FTA	PCT	OFF	DEF	TOT	AVG							
Houston Baptist	11/25/2020		13:23	3-5	.600	2-3	.667	0-0	.000	0	0	0	0.0	1	2	1	0	0	8	8.0
vs Tulsa	11/28/2020		18:19	2-5	.400	2-5	.400	3-4	.750	0	2	2	1.0	1	2	1	0	1	9	8.5
vs Liberty	11/29/2020		14:38	3-6	.500	1-1	1.000	1-3	.333	2	0	2	1.3	0	0	0	0	1	8	8.3
Northwestern St.	12/03/2020		08:05	0-3	.000	0-2	.000	0-0	.000	0	0	0	1.0	0	0	0	1	0	0	6.3
Oklahoma	12/06/2020		16:50	2-3	.667	1-1	1.000	2-2	1.000	1	1	2	1.2	2	1	2	0	0	7	6.4
Providence	12/09/2020		18:23	0-0	.000	0-0	.000	0-0	.000	0	0	0	1.0	4	3	0	1	2	0	5.3
vs Texas A&M	12/12/2020	*	19:50	1-5	.200	0-2	.000	1-2	.500	0	0	0	0.9	2	1	2	0	1	3	5.0
at Oklahoma St.	12/16/2020		26:41	4-7	.571	2-4	.500	0-0	.000	0	4	4	1.3	3	2	5	1	0	10	5.6
North Dakota St.	12/22/2020		12:46	3-5	.600	2-4	.500	0-0	.000	0	0	0	1.1	3	1	1	0	0	8	5.9
Prairie View	12/30/2020	*	20:25	2-7	.286	0-4	.000	0-2	.000	0	2	2	1.2	1	1	2	0	0	4	5.7
at Kansas St.	01/02/2021		13:47	0-0	.000	0-0	.000	0-0	.000	0	1	1	1.2	1	2	0	0	1	0	5.2
Kansas	01/05/2021		11:02	1-4	.250	1-2	.500	0-2	.000	0	1	1	1.2	1	0	1	0	0	3	5.0
Baylor	01/09/2021		13:12	0-0	.000	0-0	.000	0-0	.000	0	1	1	1.2	0	2	0	0	0	0	4.6
at Oklahoma	01/12/2021		16:02	0-2	.000	0-2	.000	0-0	.000	0	0	0	1.1	1	2	2	0	0	0	4.3
at Kansas	01/28/2021	*	23:25	1-6	.167	0-2	.000	0-0	.000	1	2	3	1.2	1	4	1	0	0	2	4.1
at Missouri	01/30/2021	*	24:43	3-6	.500	1-1	1.000	0-0	.000	1	0	1	1.2	1	1	0	0	1	7	4.3
Oklahoma St.	02/03/2021		17:04	0-1	.000	0-0	.000	0-0	.000	0	3	3	1.3	4	1	1	1	1	0	4.1
Iowa St.	02/09/2021	*	31:45	4-12	.333	1-5	.200	2-2	1.000	1	4	5	1.5	3	4	2	0	1	11	4.4
at Texas	02/13/2021		19:00	1-1	1.000	0-0	.000	2-2	1.000	0	2	2	1.5	3	2	2	0	0	4	4.4
Kansas St.	02/20/2021		16:30	1-1	1.000	1-1	1.000	0-0	.000	1	0	1	1.5	0	0	3	0	2	3	4.4
West Virginia	02/23/2021		17:28	3-4	.750	1-2	.500	1-2	.500	0	0	0	1.4	5	0	2	1	2	8	4.5
at Iowa St.	02/27/2021		20:34	3-6	.500	2-2	1.000	0-0	.000	0	4	4	1.5	0	1	0	0	0	8	4.7
at Texas Tech	03/02/2021		21:09	2-6	.333	1-2	.500	1-2	.500	0	4	4	1.7	1	0	0	0	0	6	4.7
at West Virginia	03/04/2021		19:16	1-4	.250	0-0	.000	0-0	.000	0	0	0	1.6	2	0	2	0	0	2	4.6
Texas	03/07/2021		16:38	1-2	.500	0-1	.000	0-0	.000	0	1	1	1.6	1	2	2	0	0	2	4.5
<b>Totals</b>		<b>5</b>	<b>450:56</b>	<b>41-101</b>	<b>.406</b>	<b>18-46</b>	<b>.391</b>	<b>13-23</b>	<b>.565</b>	<b>7</b>	<b>32</b>	<b>39</b>	<b>1.6</b>	<b>41</b>	<b>34</b>	<b>32</b>	<b>5</b>	<b>13</b>	<b>113</b>	<b>4.5</b>

## Player Averages

Games Played	Minutes/ game	Points/ game	FG Pct	3FG Pct	FT Pct	Rebounds/ game	Assists/ game	Turnovers/ game	Assist/Turnover ratio	Steals/ game	Blocks/ game
25	18.0	4.5	40.6	39.1	56.5	1.6	1.4	1.3	1.1	0.5	0.2

# #15 TERREN FRANK

6-8 | 235 | F | FR | LOS ANGELES, CALIF. | SIERRA CANYON HS

## Highlights

Entered the game midway through the first half and finished with the most productive game of his career vs. Iowa State  
Had played in just 12 minutes prior to the 21 minutes played against Iowa State on Feb. 9

**Prior to this season:** Ranked 90th in the ESPN Top 100... Earned a four-star rating by ESPN.com... Averaged 11 points and seven rebounds as a senior at Sierra Canyon High School in the Los Angeles neighborhood of Chatsworth... With a record of 30-4, Sierra Canyon was the top-ranked team in California in 2020 after winning the Southern Section Open Division and CIF State Regional Open Division before the COVID-19 pandemic canceled the season... Named first-team All-Gold Coast League as a senior... Sierra Canyon had a record of 89-11 and two state championships during the three seasons Frank was a member... Helped Team WhyNot reach the championship game of the Elite Youth Basketball League... On the EYBL circuit, Frank averaged 12 points and six rebounds in 2019... Injured for most of the 2018-19 season as a junior as Sierra Canyon went 32-3... Frank returned for the state playoffs where they won the state championship... Averaged 10.4 points and 9.3 rebounds for Sierra Canyon as a sophomore during the 2017-18 season and finished with a record of 27-4 overall while winning the state championship... Attended Harvard-Westlake School in Los Angeles as a freshman during the 2016-17 season... While at Sierra Canyon, played with Bronny James (son of LeBron James), Zaire Wade (son of Dwyane Wade), Scotty Pippen Jr. (son of Scottie Pippen), Duane Washington Jr. (son of Duane Washington and nephew of Derek Fisher) and Kenyon Martin Jr (son of Kenyon Martin).

**Personal:** Born Dec. 6, 2000... Son of Tellis and Melanie Frank... His father, Tellis Frank, played basketball at Western Kentucky and was the No. 14 overall selection in the 1987 NBA draft by the Golden State Warriors... Tellis also played for the Miami Heat (1989-90) and the Minnesota Timberwolves (1991-92, 1993-94) and over the five-year NBA career, he averaged 6.5 points per game... Tellis was an assistant coach for the Atlanta Dream of the WNBA in 2015.



## GAME HIGHS

### Points

Season 8, 2x (last, 2/13/21 at Texas)  
Career Same

### Rebounds

Season 4 (2/9/21 vs. Iowa State)  
Career Same

### Assists

Season 1, 3x (last, 2/23/21 vs. West Virginia)  
Career Same

### Steals

Season 1 (2/9/21 vs. Iowa State)  
Career Same

### Blocks

Season 1, 2x (last, 2/9/21 vs. Iowa State)  
Career Same

### Field Goals

Season 3, 2x (last, 2/13/21 at Texas)  
Career Same

### Field Goal Attempts

Season 7, 2x (last, 2/23/21 vs. West Virginia)  
Career Same

### 3-Point Field Goals:

Season 2, 2x (last, 2/13/21 at Texas)  
Career Same

### 3-Point Field Goal Attempts

Season 4 (2/13/21 at Texas)  
Career Same

### Free Throws

Season -  
Career Same

### Free Throw Attempts

Season 1 (2/9/21 vs. Iowa State)  
Career Same

### Minutes

Season 25 (2/13/21 at Texas)  
Career Same

## MISCELLANEOUS STATS

Year	Season	W/L
20+ Points:	-	0-0
10+ Points:	-	0-0
10+ Rebs:	-	0-0
Double-Doubles:	-	0-0
5+ Assists:	-	0-0
Led Team In Points:	-	0-0
Led Team In Rebounds:	-	0-0
Led Team In Assists:	-	0-0

				Field Goals		3-Point		F-Throws		Rebounds									Scoring		
SEASON	TEAM	GP-GS	MIN	AVG	FG-FGA	FG%	3FG-FGA	3FG%	FT-FTA	FT%	OFF	DEF	TOT	AVG	PF-FO	AST	TO	BLK	STL	PTS	AVG
2020-21	TCU	13-0	112	8.6	10-26	.385	4-12	.333	0-1	.000	3	9	12	0.9	9-0	4	4	2	1	24	1.8
TOTAL		13-0	112	8.6	10-26	.385	4-12	.333	0-1	.000	3	9	12	0.9	9-0	4	4	2	1	24	1.8

		Total		3-Pointers		Free throws		Rebounds							
Opponent	Date	GS	MIN	FG-FGA	PCT	3FG-3FGA	PCT	FT-FTA	PCT	OFF	DEF	TOT	AVG	PF	A
Houston Baptist	11/25/2020		06:56	0-1	.000	0-1	.000	0-0	.000	0	0	0	0.0	2	0
vs Tulsa	11/28/2020		01:23	0-0	.000	0-0	.000	0-0	.000	0	0	0	0.0	1	0
vs Liberty	11/29/2020		01:00	0-0	.000	0-0	.000	0-0	.000	0	0	0	0.0	0	0
Kansas	01/05/2021		02:14	0-1	.000	0-1	.000	0-0	.000	0	1	1	0.3	0	0
at Oklahoma	01/12/2021		01:25	0-1	.000	0-0	.000	0-0	.000	0	0	0	0.2	0	0
Iowa St.	02/09/2021		20:32	3-7	.429	2-3	.667	0-1	.000	2	2	4	0.8	1	1
at Texas	02/13/2021		25:10	3-6	.500	2-4	.500	0-0	.000	0	2	2	1.0	1	1
Kansas St.	02/20/2021		13:24	0-0	.000	0-0	.000	0-0	.000	0	0	0	0.9	1	1
West Virginia	02/23/2021		20:21	2-7	.286	0-3	.000	0-0	.000	0	2	2	1.0	2	1
at Iowa St.	02/27/2021		02:55	1-1	1.000	0-0	.000	0-0	.000	0	0	0	0.9	0	1
at Texas Tech	03/02/2021		06:54	0-0	.000	0-0	.000	0-0	.000	0	0	0	0.8	1	1
at West Virginia	03/04/2021		02:51	0-1	.000	0-0	.000	0-0	.000	0	0	0	0.8	0	0
Texas	03/07/2021		06:59	1-1	1.000	0-0	.000	0-0	.000	1	2	3	0.9	0	1
Totals		0	112:03	10-26	.385	4-12	.333	0-1	.000	3	9	12	0.9	9	4

## Player Averages

Games Played	Minutes/game	Points/game	FG Pct	3FG Pct	FT Pct	Rebounds/game	Assists/game	Turnovers/game	Assist/Turnover ratio	Steals/game	Blocks/game
13	8.6	1.8	38.5	33.3	0.0	0.9	0.3	0.3	1.0	0.1	0.2

# #2 | KEVIN SAMUEL

6-11 | 255 | C | JR | CODRINGTON VILLAGE, BARBUDA | REDEMPTION CHRISTIAN (TEXAS)

## Highlights

Ranks third in the Big 12 in rebounds per game, 8.0 | Ranks first in the Big 12 and 40th nationally in offensive rebs. per game, 3.0  
Leads the Big 12 in blocks per game, 1.7  
Had 15 more blocked shots than missed shots for his career  
205 career blocked shots is the most ever at TCU. The previous record was 171 by Vladimir Brodziansky and James Penny  
7 blocked shots at Oklahoma State on Dec. 16 was the most by a TCU player in 20 seasons, since Derrick Davenport had 9 against Texas Tech (12/28/00)  
Leads all active Big 12 players and ranks sixth nationally in career blocked shots (205)  
Ranks second among active players in career field goal percentage (.651)  
Leads all active Big 12 centers in games played and started (93) | Has played in every possible game  
MVP of the Hall of Fame Classic  
First Horned Frog with at least three steals and three blocks since Jan. 11, 2017 when Kenrich Williams totaled five steals and three blocks in a win at Texas  
Joins Hasahn French (Saint Louis) as the only returning players in the country who averaged 10 points, eight rebounds and 2.5 blocks per game last season  
One of only three returning players in the country to have shot at least 65 percent (65.3 percent) last season (min. 200 attempts)

**Prior to this season:** As a sophomore - Started all 32 games... Blocked 2.7 shots per game, which ranked first in the Big 12 and 11th in the NCAA... Had 85 blocked shots, the second-best in program history... Had at least two blocks in a game 21 times and five blocks eight times... Had 11 double-doubles, which ranked No. 2 in the Big 12... Shot 65.3 percent from the field, the fourth-best percentage in program history... Had 10 more blocked shots than missed shots... Ranked sixth in the Big 12 with 8.4 rebounds per game... Made the game-winning shot, a tip-in, with 2.0 seconds left in a 59-57 win at Kansas State (1/7/20)... Started the season with three-straight double-doubles, the first TCU player to do so since Kurt Thomas in 1994... Scored 10 or more points 17 times... As a redshirt freshman - Started all 37 games... Shot 66.5 percent from the field, the second-best in the Big 12 and the second-best for a season in TCU history... Of his 121 field goals, 56 were dunks... Is the only player in TCU history with more blocked shots (77) than missed field goals (61) in a season... Ranked sixth in the Big 12 in rebounding, first among freshmen at 6.9 per game, also the fourth most in a season for a TCU freshman... Ranked third in the Big 12 with 2.7 offensive rebounds per game... Ranked 18th nationally, fifth among freshmen, with 77 blocked shots... Ranked fourth in the Big 12 with 2.1 blocks per game, the most in a season by a TCU freshman... Finished the season with at least one blocked shot in 20-straight games... Scored in double figures 14 times including a season-high 17 points against Kansas State (3/4/19)... Had at least 10 rebounds in a game six times including a season-high 13 boards twice, vs. USC (12/7/18) and vs. Texas (1/23/19)... Had a season-high six blocked shots against Fresno State (11/5/18), a TCU freshman record and the first TCU player with six blocks in a game since Marlon Dumont had six on Jan. 26, 2002 vs. Southern Miss... As a freshman - Practiced but did not play for TCU during the 2017-18 season... Started practicing with TCU in December of 2017... Prior to TCU - Ranked No. 6 in the class of 2017 top 100 players in the state of Texas according to TexasTop100.com... Rated the No. 7 recruit in Texas and No. 8 nationally at his position by 247Sports.com... Consensus four-star recruit... Earned national rank of 82 by ESPN.com, 115 by Rivals.com and 124 by 247Sports.com... Was homeschooled and played for Redemption Christian Academy in Houston during the 2016-17 season.

**Personal:** Born Aug. 3, 1997... Son of Densel Samuel (father) and Tyra Rose (mother)... Majoring in criminal justice... Grew up playing cricket, playing about every position... First played basketball at the age of 16... Grew up playing basketball with a rim nailed to a mango tree in Barbuda.



## GAME HIGHS

### Points

Season 18 (12/16/20 at Oklahoma State)  
Career 24 (1/25/20 at Arkansas)

### Rebounds

Season 18 (11/28/2020 vs. Tulsa)  
Career 18, 2x (last, 11/28/2020 vs. Tulsa)

### Assists

Season 2 (12/12/2020 vs. Texas A&M)  
Career 3, 3x (last 1/21/20 vs. Texas Tech)

### Steals

Season 3 (12/3/20 vs. Northwestern St.)  
Career 3, 2x (last, 12/3/20 vs. Northwestern St.)

### Blocks

Season 7 (12/16/20 at Oklahoma State)  
Career Same

### Field Goals

Season 7 (12/16/20 at Oklahoma State)  
Career 9, 2x (last 1/25/20 at Arkansas)

### Field Goal Attempts

Season 12 (12/16/20 at Oklahoma State)  
Career 13 (12/6/19 vs. USC)

### 3-Point Field Goals:

Season -  
Career Same

### 3-Point Field Goal Attempts

Season -  
Career 1 (3/13/19 vs. Oklahoma State)

### Free Throws

Season 6 (11/28/2020 vs. Tulsa)  
Career 6, 2x (last, 11/28/2020 vs. Tulsa)

### Free Throw Attempts

Season 11 (11/28/2020 vs. Tulsa)  
Career Same

### Minutes

Season 35 (11/28/2020 vs. Tulsa)  
Career 38 (1/4/19 vs. Iowa State)

## MISCELLANEOUS STATS

Year	Season	Career	W/L
10+ Points:	11	42	26-16
10+ Rebs:	9	27	17-11
Double-Doubles:	5	20	13-7
2+ Blocks:	13	48	29-19
5+ Blocks:	2	13	9-4
Led Team In Points:	1	8	3-5
Led Team In Rebounds:	14	48	27-21
Led Team In Assists:	1	2	1-1

		Field Goals				3-Point		F-Throws		Rebounds											Scoring	
SEASON	TEAM	GP-GS	MIN/AVG	FG-FGA	FG%	3FG-FGA	3FG%	FT-FTA	FT%	OFF	DEF	TOT	AVG	PF-FO	AST	TO	BLK	STL	PTS	AVG		
2018-19	TCU	37-37	908/24.5	121-182	.665	0-1	.000	32-73	.438	101	156	257	6.9	103-3	21	52	77	21	274	7.4		
2019-20	TCU	32-32	914/28.5	141-216	.653	0-0	.000	37-98	.378	107	161	268	8.4	62-1	15	45	85	34	319	10.0		
2020-21	TCU	25-25	635/25.4	99-157	.631	0-0	.000	29-74	.392	76	123	199	8.0	57-1	18	33	43	26	227	9.1		
TOTAL		94-94	2456/26.1	361-555	.650	0-1	.000	98-245	.400	284	440	724	7.7	222-5	54	130	205	81	820	8.7		

Opponent	Date	GS	MIN	Total		3-Pointers		Free throws		Rebounds				PF	A	T/O	BLK	STL	PTS	AVG	
				FG-FGA	PCT	3FG-3FGA	PCT	FT-FTA	PCT	OFF	DEF	TOT	AVG								
Houston Baptist	11/25/2020	*	27:30	2-3	.667	0-0	.000	2-2	1.000	1	9	10	10.0	2	1	1	3	1	6	6.0	
vs Tulsa	11/28/2020	*	35:27	5-8	.625	0-0	.000	6-11	.545	8	10	18	14.0	2	0	0	2	1	16	11.0	
vs Liberty	11/29/2020	*	26:01	4-7	.571	0-0	.000	0-0	.000	1	4	5	11.0	3	0	1	1	1	8	10.0	
Northwestern St.	12/03/2020	*	31:47	5-8	.625	0-0	.000	2-2	1.000	3	12	15	12.0	0	1	2	3	3	12	10.0	
Oklahoma	12/06/2020	*	30:17	2-5	.400	0-0	.000	0-0	.000	6	5	11	11.8	2	1	0	3	1	4	9.0	
Providence	12/09/2020	*	25:04	5-6	.833	0-0	.000	0-2	.000	2	4	6	10.8	2	0	0	3	2	10	9.0	
vs Texas A&M	12/12/2020	*	24:14	4-5	.800	0-0	.000	0-0	.000	3	6	9	10.6	3	2	1	2	2	8	9.0	
at Oklahoma St.	12/16/2020	*	33:39	7-12	.583	0-0	.000	4-8	.500	3	5	8	10.3	3	0	0	7	1	18	10.0	
North Dakota St.	12/22/2020	*	27:24	7-9	.778	0-0	.000	0-2	.000	3	3	6	9.8	2	4	2	1	0	14	10.0	
Prairie View	12/30/2020	*	27:59	6-9	.667	0-0	.000	0-2	.000	7	7	14	10.2	3	0	1	2	2	12	10.0	
at Kansas St.	01/02/2021	*	25:16	2-3	.667	0-0	.000	0-2	.000	4	6	10	10.2	0	1	2	2	2	4	10.0	
Kansas	01/05/2021	*	17:58	4-5	.800	0-0	.000	0-0	.000	0	0	0	9.3	4	0	0	0	0	8	10.0	
Baylor	01/09/2021	*	27:07	3-7	.429	0-0	.000	0-3	.000	6	5	11	9.5	2	1	3	2	2	6	9.0	
at Oklahoma	01/12/2021	*	23:13	4-7	.571	0-0	.000	0-4	.000	5	2	7	9.3	2	0	0	0	0	8	9.0	
at Kansas	01/28/2021	*	25:12	2-4	.500	0-0	.000	1-4	.250	3	5	8	9.2	1	2	4	0	2	5	9.0	
at Missouri	01/30/2021	*	18:29	2-3	.667	0-0	.000	2-3	.667	2	1	3	8.8	5	0	1	0	0	6	9.0	
Oklahoma St.	02/03/2021	*	25:06	5-9	.556	0-0	.000	4-7	.571	1	5	6	8.6	1	0	1	2	1	14	9.0	
Iowa St.	02/09/2021	*	22:35	5-10	.500	0-0	.000	0-4	.000	7	4	11	8.8	2	0	1	0	0	10	9.0	
at Texas	02/13/2021	*	22:02	1-3	.333	0-0	.000	1-2	.500	0	3	3	8.5	3	0	3	1	2	3	9.0	
Kansas St.	02/20/2021	*	27:33	4-6	.667	0-0	.000	1-2	.500	2	7	9	8.5	3	2	2	5	1	9	9.0	
West Virginia	02/23/2021	*	28:35	4-6	.667	0-0	.000	3-5	.600	2	8	10	8.6	3	1	1	1	0	11	9.0	
at Iowa St.	02/27/2021	*	22:00	5-7	.714	0-0	.000	0-0	.000	1	3	4	8.4	3	1	0	0	0	10	9.0	
at Texas Tech	03/02/2021	*	21:38	3-3	1.000	0-0	.000	1-3	.333	1	2	3	8.1	1	0	1	2	1	7	9.0	
at West Virginia	03/04/2021	*	19:30	5-7	.714	0-0	.000	2-6	.333	3	5	8	8.1	3	0	1	1	1	12	9.0	
Texas	03/07/2021	*	19:16	3-5	.600	0-0	.000	0-0	.000	2	2	4	8.0	2	1	5	0	0	6	9.0	
Totals			25	634:51	99-157	.631	0-0	.000	29-74	.392	76	123	199	8.0	57	18	33	43	26	227	9.1

## Player Averages

Games Played	Minutes/ game	Points/ game	FG Pct	3FG Pct	FT Pct	Rebounds/ game	Assists/ game	Turnovers/ game	Assist/Turnover ratio	Steals/ game	Blocks/ game
25	25.4	9.1	63.1	0.0	39.2	8.0	0.7	1.3	0.5	1.0	1.7

# #22 RJ NEMBARD

6-5 | 200 | G | JR | KELLER, TEXAS | KELLER HS

## Highlights

### All Big 12 Third Team

Ranks fifth in the Big 12 in scoring, 15.9

Ranks seventh in the Big 12 in assists, 4.0

Ranks 11th in the Big 12 in free throw percentage, 77.6

Ranks second in the Big 12 in minutes played, 34.8

Has a streak of 21-straight games with at least one made 3-pointer

Had scored 10 or more points in 20 straight games earlier this season, the most by a TCU player since Vladimir Brodziansky had 20 in the 2017-18 season

Made game-winning FG with 7.6 seconds left in a 77-76 win at OSU on Dec. 16

Named Big 12 Player of the Week on Dec. 14

Hall of Fame Classic All-Tournament Team. Averaged 11 points, three rebounds and three assists over the two games.

Did not play vs. Prairie View A&M on Dec. 30 (groin)

Unavailable for season opener vs. Houston Baptist due to COVID-19 protocol

The only returning Big 12 player to have totaled at least 350 points (350), 100 rebounds (108) and 100 assists (102) last season.

**Prior to this season:** As a sophomore - Played in 29 of 32 games and started in 28... Ranked second on the team and 17th in the Big 12 with 12.1 points per game... Recorded 19 games of 10 or more points... Had a season-high 31 points against Iowa State (1/4/19), including the game-tying 3-pointer with 1.7 seconds remaining to send the game into overtime, which TCU won... Also was 10-of-15 from the field and 6-of-8 from 3-point range against the Cyclones, both season-highs for makes... Hit the game-winning 3-pointer with 3.7 seconds remaining against UC Irvine (11/21/19) and finished with 20 points on 5-of-9 from 3-point range... Had a team-best 77 free throws made... Recorded five or more assists five times and led the team in assists 11 times... As a redshirt freshman - Played in 36 of 37 games and started eight... Averaged 4.4 points and 2.1 rebounds... Scored in double-figures seven times... Scored a season-high 15 points at West Virginia (2/26/19)... Scored 14 points at No. 7 Kansas (1/9/19), which included a 3-of-6 effort from 3-point range... Started the first three games of the season... Recorded a season-high four assists against Indiana State (12/16/18)... Had a season-high seven rebounds at Texas (3/9/19). As a freshman - Played in six games and averaged 1.5 points and 1.0 rebounds... Scored a season-high six points in 14 minutes of action against Omaha (11/20/17)... Was awarded a redshirt at the end of the season... Prior to TCU - Consensus four-star recruit... Rated the No. 11 recruit in the state and No. 133 in the country by 247Sports.com... Rated No. 91 in the country by Rivals.com... Averaged 26.4 points, 6.5 rebounds, 3.2 assists and 2.0 steals per game as a senior at Keller High School, located 24 miles northeast of TCU... Led Keller to a 32-3 record, including 11-1 in district play, and its first state tournament appearance ever... Averaged 31 points in the three playoff games to advance to state... Scored 29 points against Allen in the regional semifinal and 37 points in the Region I final against Arlington Bowie... Voted District 3-6A MVP and the 2017 Star-Telegram Super Team Player of the Year.

**Personal:** Born March 22, 1999... Son of Ruben Nembhard (father) and Terri Nembhard (mother)... Ruben played two years at Weber State and averaged 16.7 points, 4.9 rebounds and 4.0 assists... Ruben played one season in the NBA, seeing action with Utah and Portland during the 1996-97 season... Sister, Jayden Nembhard, is an outstanding freshman volleyball player at Kansas State... A member of the first NABC Player Development Coalition, a diverse collection of Division I men's basketball student-athletes what will provide valuable perspective and feedback on college basketball issues... Majoring in communication studies.

				Field Goals		3-Point		F-Throws		Rebounds								Scoring			
SEASON	TEAM	GP-GS	MIN/AVG	FG-FGA	FG%	3FG-FGA	3FG%	FT-FTA	FT%	OFF	DEF	TOT	AVG	PF-FO	AST	TO	BLK	STL	PTS	AVG	
2017-18	TCU	6-0	33/5.5	4-14	.286	0-5	.000	1-4	.250	2	4	6	1.0	2-0	5	5	1	0	9	1.5	
2018-19	TCU	36-8	621/17.2	52-148	.351	23-77	.299	32-52	.615	5	72	77	2.1	43-0	31	45	14	19	159	4.4	
2019-20	TCU	29-28	928/32.0	116-317	.366	41-131	.313	77-104	.740	8	100	108	3.7	42-0	102	74	5	28	350	12.1	
2020-21	TCU	23-23	801/34.8	123-307	.401	37-106	.349	83-107	.776	12	87	99	4.3	37-1	93	82	5	24	366	15.9	
TOTAL		94-59	2383/25.4	295-786	.375	101-319	.317	193-267	.723	27	263	290	3.1	124-1	231	206	25	71	884	9.4	

Opponent	Date	GS	MIN	Total		3-Pointers		Free throws		Rebounds				PF	A	T/O	BLK	STL	PTS	AVG	
				FG-FGA	PCT	3FG-3FGA	PCT	FT-FTA	PCT	OFF	DEF	TOT	AVG								
vs Tulsa	11/28/2020	*	35:36	2-11	.182	1-4	.250	3-4	.750	0	0	0	0.0	0	2	4	0	0	8	8.0	
vs Liberty	11/29/2020	*	32:28	3-10	.300	0-4	.000	8-9	.889	1	5	6	3.0	1	4	3	0	1	14	11.0	
Northwestern St.	12/03/2020	*	30:20	9-17	.529	1-4	.250	4-6	.667	1	7	8	4.7	2	3	4	1	1	23	15.0	
Oklahoma	12/06/2020	*	26:25	5-15	.333	2-7	.286	6-8	.750	0	1	1	3.8	2	5	1	0	2	18	15.8	
Providence	12/09/2020	*	38:29	11-17	.647	3-5	.600	0-1	.000	1	6	7	4.4	1	7	6	0	1	25	17.6	
vs Texas A&M	12/12/2020	*	32:34	6-10	.600	2-5	.400	2-2	1.000	0	4	4	4.3	2	9	4	0	3	16	17.3	
at Oklahoma St.	12/16/2020	*	40:00	9-15	.600	3-5	.600	0-0	.000	0	4	4	4.3	1	4	5	0	1	21	17.9	
North Dakota St.	12/22/2020	*	35:10	6-10	.600	3-3	1.000	7-10	.700	1	5	6	4.5	3	5	2	0	1	22	18.4	
at Kansas St.	01/02/2021	*	34:55	8-16	.500	1-5	.200	4-4	1.000	0	3	3	4.3	0	1	2	0	2	21	18.7	
Kansas	01/05/2021	*	33:56	6-12	.500	1-3	.333	1-1	1.000	0	2	2	4.1	1	6	5	0	1	14	18.2	
Baylor	01/09/2021	*	31:22	5-14	.357	3-6	.500	1-3	.333	1	5	6	4.3	4	1	2	1	2	14	17.8	
at Oklahoma	01/12/2021	*	35:24	4-14	.286	1-4	.250	1-2	.500	0	5	5	4.3	1	2	5	0	0	10	17.2	
at Kansas	01/28/2021	*	37:37	4-14	.286	2-4	.500	2-2	1.000	0	6	6	4.5	2	2	4	0	1	12	16.8	
at Missouri	01/30/2021	*	34:16	6-16	.375	1-4	.250	2-3	.667	0	4	4	4.4	4	3	3	0	1	15	16.6	
Oklahoma St.	02/03/2021	*	38:04	8-15	.533	1-4	.250	3-3	1.000	0	5	5	4.5	2	7	4	1	1	20	16.9	
Iowa St.	02/09/2021	*	40:00	4-16	.250	1-5	.200	11-13	.846	0	6	6	4.6	2	7	4	1	1	20	17.1	
at Texas	02/13/2021	*	36:53	5-16	.313	3-6	.500	2-4	.500	2	5	7	4.7	0	1	2	0	0	15	16.9	
Kansas St.	02/20/2021	*	35:47	3-11	.273	1-4	.250	7-8	.875	1	3	4	4.7	1	2	2	0	1	14	16.8	
West Virginia	02/23/2021	*	37:45	5-11	.455	2-7	.286	5-8	.625	0	4	4	4.6	1	9	4	0	0	17	16.8	
at Iowa St.	02/27/2021	*	35:54	5-19	.263	1-6	.167	8-8	1.000	0	2	2	4.5	1	2	3	0	3	19	16.9	
at Texas Tech	03/02/2021	*	31:02	4-12	.333	1-3	.333	1-1	1.000	3	1	4	4.5	1	2	4	0	0	10	16.6	
at West Virginia	03/04/2021	*	31:18	2-8	.250	1-4	.250	0-0	.000	0	3	3	4.4	5	5	4	1	1	5	16.0	
Texas	03/07/2021	*	35:59	3-8	.375	2-4	.500	5-7	.714	1	1	2	4.3	0	4	5	0	0	13	15.9	
Totals			23	801:15	123-307	.401	37-106	.349	83-107	.776	12	87	99	4.3	37	93	82	5	24	366	15.9

## Player Averages

Games Played	Minutes/game	Points/game	FG Pct	3FG Pct	FT Pct	Rebounds/game	Assists/game	Turnovers/game	Assist/Turnover ratio	Steals/game	Blocks/game
23	34.8	15.9	40.1	34.9	77.6	4.3	4.0	3.6	1.1	1.0	0.2



## GAME HIGHS

### Points

Season	25 (12/9/20 vs. Providence)
Career	31 (1/4/20 vs. Iowa State)

### Rebounds

Season	8 (12/3/20 vs. Northwestern St.)
Career	8, 2x (last, 12/3/20 vs. Northwestern St.)

### Assists

Season	9 (12/12/20 vs. Texas A&M)
Career	9, 2x (last, 12/12/20 vs. Texas A&M)

### Steals

Season	3 (12/12/20 vs. Texas A&M)
Career	3, 3x (last, 12/12/20 vs. Texas A&M)

### Blocks

Season	1, 4x (last, 2/9/21 vs. Iowa State)
Career	2, 2x (last 1/26/19 vs. Florida)

### Field Goals

Season	11 (12/9/20 vs. Providence)
Career	Same

### Field Goal Attempts

Season	17, 2x (last, 12/9/20 vs. Providence)
Career	18 (11/21/19 vs. UC Irvine)

### 3-Point Field Goals:

Season	3, 3x (last, 1/9/21 vs. Baylor)
Career	6, 2x (last, 1/4/20 vs. Iowa State)

### 3-Point Field Goal Attempts

Season	7 (12/6/20 vs. Oklahoma)
Career	11 (2/16/19 vs. Oklahoma)

### Free Throws

Season	11 (2/9/2021 vs. Iowa State)
Career	Same

### Free Throw Attempts

Season	13 (2/9/2021 vs. Iowa State)
Career	Same

### Minutes

Season	40, 2x (last, 2/9/21 vs. Iowa State)
Career	Same

## MISCELLANEOUS STATS

Year	Season	Career	W/L
20+ Points:	7	9	8-1
10+ Points:	21	46	22-24
10+ Rebs:	-	-	0-0
Double-Doubles:	-	-	0-0
5+ Assists:	10	17	7-10
Led Team In Points:	15	22	11-11
Led Team In Rebounds:	2	6	2-4
Led Team In Assists:	13	25	10-15



# #23 JAEDON LEDEE

6-9 | 240 | F | JR | HOUSTON, TEXAS | THE KINKAID SCHOOL (OHIO STATE)

## Highlights

Had a career game at West Virginia with 20 points, eight rebounds and seven field goals.

Has made 29 of his last 38 free throw attempts

Made first start at TCU on Dec. 9 against Providence

Unavailable for TCU's first three games due to COVID protocol

**Prior to this season:** As a sophomore - Played in 30 games... Became eligible on Nov. 18 and made his TCU debut that day against Air Force... Averaged 2.7 points and 2.9 rebounds... Was 23-of-44 from the field and shot 52.3 percent from the field, the second-best on the team... Scored a season-high 11 points twice, against Winthrop (12/11/19) and at Oklahoma (1/18/20). **Prior to TCU** - Played in 26 games and started two at Ohio State... Averaged 3.0 points and 1.7 rebounds in 6.6 minutes per game... Was 41-of-55 from the free throw line for 74.5 percent... Scored a season-high 16 points and had four rebounds and four blocks in 13 minutes off the bench vs. Purdue Fort Wayne (11/11/18)... Tied the season high with 16 points at Purdue (3/2/19)... Scored 12 points and had six rebounds against South Carolina State (11/18/18)... Made first-career start against Samford (11/20/18). A four-time all-state and all-conference selection at The Kinkaid School in Houston... Averaged 27 points, 15 rebounds and three assists as a senior (2017-18)... Averaged 15.2 points and eight rebounds per game for Texas Pro in the Adidas Gauntlet Series in 2017... Averaged 20 points and 10 rebounds as a junior (2016-17).

**Personal:** Born July 25, 1999... Son of Herbert and Sherri LeDee... Has a younger brother, Kyrie... Majoring in strategic communications.



## GAME HIGHS

### Points

Season 20 (3/4/21 at West Virginia)

Career Same

### Rebounds

Season 8, 2x (last, 3/4/21 at West Virginia)

Career 8, 4x (last, 3/4/21 at West Virginia)

### Assists

Season 2 (12/6/20 vs. Oklahoma)

Career Same

### Steals

Season 1, 3x (last, 2/23/21 vs. West Virginia)

Career 3 (11/21/19 vs. UC Irvine)

### Blocks

Season 2 (2/9/21 vs. Iowa State)

Career 4 (11/11/18 vs. Purdue Fort Wayne)

### Field Goals

Season 7 (3/4/21 at West Virginia)

Career Same

### Field Goal Attempts

Season 10 (3/4/21 at West Virginia)

Career Same

### 3-Point Field Goals:

Season -

Career -

### 3-Point Field Goal Attempts

Season -

Career 2 (12/3/20 vs. Northwestern St.)

### Free Throws

Season 6 (3/4/21 at West Virginia)

Career 12 (11/11/18 vs. Purdue Fort Wayne)

### Free Throw Attempts

Season 8 (3/4/21 at West Virginia)

Career 14 (11/11/18 vs. Purdue Fort Wayne)

### Minutes

Season 20 (3/7/21 vs. Texas)

Career 24 (11/21/19 vs. UC Irvine)

## MISCELLANEOUS STATS

Year	Season	Career	W/L
10+ Points:	3	8	3-2
10+ Rebs:	-	0-0	
Double-Doubles:	-	0-0	
5+ Assists:	-	0-0	
Led Team In Points:	1	1	0-1
Led Team In Rebounds:	2	3	1-2
Led Team In Assists:	-	0-0	

				Field Goals		3-Point		F-Throws		Rebounds										Scoring	
SEASON	TEAM	GP-GS	MIN/AVG	FG-FGA	FG%	3FG-FGA	3FG%	FT-FTA	FT%	OFF	DEF	TOT	AVG	PF-FO	AST	TO	BLK	STL	PTS	AVG	
2018-19	OSU	26-2	172/6.6	18-47	.383	0-3	.000	41-55	.745	18	27	45	1.7	27-0	6	12	6	3	77	3.0	
2019-20	TCU	30-0	348/11.6	23-44	.523	0-0	.000	36-51	.706	45	41	86	2.9	75-2	3	14	12	13	82	2.7	
2020-21	TCU	22-1	334/15.2	49-89	.551	0-4	.000	35-50	.700	40	46	86	3.9	46-0	6	12	3	6	133	6.0	
TOTAL FOR TCU		52-1	682/13.1	72-133	.541	0-4	.000	71-101	.703	85	87	172	3.3	121-2	9	26	15	19	215	4.1	
TOTAL		78-3	854/10.9	90-180	.500	0-7	.000	112-156	.718	103	114	217	2.8	148-2	15	38	21	22	292	3.7	

Opponent	Date	GS	MIN	Total		3-Pointers		Free throws		Rebounds											
				FG-FGA	PCT	3FG-FGA	PCT	FT-FTA	PCT	OFF	DEF	TOT	AVG	PF	A	T/O	BLK	STL	PTS	AVG	
Northwestern St.	12/03/2020		15:35	5-8	.625	0-2	.000	1-4	.250	2	1	3	3.0	3	0	0	0	0	11	11.0	
Oklahoma	12/06/2020		09:34	1-3	.333	0-0	.000	0-0	.000	1	3	4	3.5	2	2	0	0	0	2	6.5	
Providence	12/09/2020	*	19:09	0-2	.000	0-1	.000	2-2	1.000	0	1	1	2.7	2	1	1	1	0	2	5.0	
vs Texas A&M	12/12/2020		15:46	2-2	1.000	0-0	.000	0-1	.000	3	3	6	3.5	2	1	0	0	0	4	4.8	
at Oklahoma St.	12/16/2020		06:21	1-3	.333	0-0	.000	0-1	.000	0	2	2	3.2	2	0	1	0	0	2	4.2	
North Dakota St.	12/22/2020		11:29	2-2	1.000	0-0	.000	0-0	.000	0	1	1	2.8	3	0	0	0	0	4	4.2	
Prairie View	12/30/2020		11:35	1-2	.500	0-0	.000	2-4	.500	2	3	5	3.1	0	0	0	0	0	4	4.1	
at Kansas St.	01/02/2021		14:13	2-5	.400	0-0	.000	5-6	.833	3	1	4	3.3	1	0	0	0	0	9	4.8	
Kansas	01/05/2021		19:48	2-5	.400	0-0	.000	0-0	.000	1	1	2	3.1	2	0	0	0	0	4	4.7	
Baylor	01/09/2021		12:53	1-2	.500	0-1	.000	2-2	1.000	1	1	2	3.0	2	1	1	0	0	4	4.6	
at Oklahoma	01/12/2021		17:51	3-5	.600	0-0	.000	1-2	.500	0	1	1	2.8	1	0	2	0	0	7	4.8	
at Kansas	01/28/2021		14:48	2-4	.500	0-0	.000	0-0	.000	2	3	5	3.0	2	0	3	0	0	4	4.8	
at Missouri	01/30/2021		19:31	4-6	.667	0-0	.000	3-4	.750	3	4	7	3.3	2	0	0	0	0	11	5.2	
Oklahoma St.	02/03/2021		14:54	3-7	.429	0-0	.000	2-3	.667	1	1	2	3.2	3	1	0	0	0	8	5.4	
Iowa St.	02/09/2021		16:42	3-6	.500	0-0	.000	3-4	.750	4	4	8	3.5	3	0	1	2	1	9	5.7	
at Texas	02/13/2021		17:58	2-3	.667	0-0	.000	0-0	.000	3	2	5	3.6	4	0	1	0	0	4	5.6	
Kansas St.	02/20/2021		12:27	1-1	1.000	0-0	.000	0-0	.000	1	1	2	3.5	1	0	0	0	0	2	5.4	
West Virginia	02/23/2021		10:48	2-3	.667	0-0	.000	0-0	.000	1	2	3	3.5	3	0	0	0	0	1	4	5.3
at Iowa St.	02/27/2021		17:48	1-2	.500	0-0	.000	3-3	1.000	4	2	6	3.6	3	0	0	0	0	2	5	5.3
at Texas Tech	03/02/2021		14:34	2-3	.667	0-0	.000	4-4	1.000	2	4	6	3.8	1	0	0	0	0	8	5.4	
at West Virginia	03/04/2021		19:22	7-10	.700	0-0	.000	6-8	.750	5	3	8	4.0	2	0	0	0	0	20	6.1	
Texas	03/07/2021		20:44	2-5	.400	0-0	.000	1-2	.500	1	2	3	3.9	2	0	2	0	1	5	6.0	
Totals		1	333:52	49-89	.551	0-4	.000	35-50	.700	40	46	86	3.9	46	6	12	3	6	133	6.0	

## Player Averages

Games Played	Minutes/ game	Points/ game	FG Pct	3FG Pct	FT Pct	Rebounds/ game	Assists/ game	Turnovers/ game	Assist/Turnover ratio	Steals/ game	Blocks/ game
22	15.2	6.0	55.1	0.0	70.0	3.9	0.3	0.5	0.5	0.3	0.1

# #3 | OWEN ASCHIERIS

6-2 | 175 | G | SR | SAN DIEGO, CALIF. | SANTA FE CHRISTIAN SCHOOL

## Highlights

A walk-on that was awarded a scholarship for this spring semester

**Prior to this season:** As a junior - Academic All-Big 12 Second Team... Played in nine games... Recorded first-career field goal, a 3-pointer, against Lamar (12/14/19)... Recorded first-career assist at Iowa State (2/25/20)... As a sophomore - Academic All-Big 12 Second Team... Played in 11 games... Totaled four points on the season, all against West Virginia (1/15/19)... Prior to TCU - Averaged 22.0 points and 4.0 assists as a senior at Santa Fe Christian School in San Diego, Calif... Helped his team make the CIF playoffs as a senior by winning the San Diego section... Was first-team all-league and second-team All-CIF as a senior.

**Personal:** Born Aug. 26, 1998... Son of Mike (father) and Mary (mother) Aschieris... Last name pronounced a-SHARE-iz... Majoring in pre-business... Brother, Ian Aschieris, played soccer at Notre Dame... Didn't play basketball until seventh grade... Was a member of the TCU women's basketball practice team as a freshman during the 2017-18 season... Was awarded a scholarship for the spring semester during his first season (2018-19) on the men's team... In September of 2019, ran the mile in a time of 4:56, the best a TCU basketball player has done since the timed mile first began in 2012 and the first to go sub-five minutes.



## GAME HIGHS

### Points

Season -  
Career 4 (1/15/19 vs. West Virginia)

### Rebounds

Season 1 (1/12/21 at Oklahoma)  
Career 2 (1/15/19 vs. West Virginia)

### Assists

Season 1 (12/9/20 vs. Providence)  
Career 1, 2x (last, 12/9/20 vs. Providence)

### Steals

Season -  
Career Same

### Blocks

Season -  
Career Same

### Field Goals

Season -  
Career 1 (12/14/19 vs. Lamar)

### Field Goal Attempts

Season -  
Career 2 (1/15/19 vs. West Virginia)

### 3-Point Field Goals:

Season -  
Career 1 (12/14/19 vs. Lamar)

### 3-Point Field Goal Attempts

Season -  
Career 2 (1/15/19 vs. West Virginia)

### Free Throws

Season -  
Career 4 (1/15/19 vs. West Virginia)

### Free Throw Attempts

Season -  
Career 4 (1/15/19 vs. West Virginia)

### Minutes

Season 2 (12/9/20 vs. Providence)  
Career 6 (1/15/19 vs. West Virginia)

## MISCELLANEOUS STATS

Year	Season	Career	W/L
20 + Points:	-	0-0	
10+ Points:	-	0-0	
10+ Rebs:	-	0-0	
Double-Doubles:	-	0-0	
5 + Assists:	-	0-0	
Led Team In Points:	-	0-0	
Led Team In Rebounds:	-	0-0	
Led Team In Assists:	-	0-0	

				Field Goals		3-Point		F-Throws		Rebounds										Scoring	
SEASON	TEAM	GP-GS	MIN/AVG	FG-FGA	FG%	3FG-FGA	3FG%	FT-FTA	FT%	OFF	DEF	TOT	AVG	PF-FO	AST	TO	BLK	STL	PTS	AVG	
2018-19	TCU	11-0	19/1.7	0-4	.000	0-4	.000	4-4	1.000	0	3	3	0.3	0-0	0	4	0	0	4	0.4	
2019-20	TCU	9-0	18/2.0	1-2	.500	1-2	.500	0-0	.000	0	2	2	0.2	2-0	1	0	0	0	3	0.3	
2020-21	TCU	4-0	3/0.8	0-0	.000	0-0	.000	0-0	.000	0	1	1	0.3	0-0	2	2	0	0	0	0.0	
TOTAL		24-0	40/1.7	1-6	.167	1-6	.167	4-4	1.000	0	6	6	0.3	2-0	3	6	0	0	7	0.3	

Opponent	Date	GS	MIN	Total		3-Pointers		Free throws		Rebounds				PF	A	T/O	BLK	STL	PTS	AVG
				FG-FGA	PCT	3FG-3FGA	PCT	FT-FTA	PCT	OFF	DEF	TOT	AVG							
Houston Baptist	11/25/2020		00:42	0-0	.000	0-0	.000	0-0	.000	0	0	0	0.0	0	0	0	0	0	0	0.0
Providence	12/09/2020		01:53	0-0	.000	0-0	.000	0-0	.000	0	0	0	0.0	0	1	2	0	0	0	0.0
at Oklahoma	01/12/2021		00:11	0-0	.000	0-0	.000	0-0	.000	0	1	1	0.3	0	0	0	0	0	0	0.0
Texas	03/07/2021		00:35	0-0	.000	0-0	.000	0-0	.000	0	0	0	0.3	0	1	0	0	0	0	0.0
Totals		0	03:21	0-0	.000	0-0	.000	0-0	.000	0	1	1	0.3	0	2	2	0	0	0	0.0

## Player Averages

Games Played	Minutes/ game	Points/ game	FG Pct	3FG Pct	FT Pct	Rebounds/ game	Assists/ game	Turnovers/ game	Assist/Turnover ratio	Steals/ game	Blocks/ game
4	0.8	0.0	0.0	0.0	0.0	0.3	0.5	0.5	1.0	0.0	0.0

# #34 KEVIN EASLEY JR.

6-7 | 225 | F | SO | INDIANAPOLIS, IND. | LAWRENCE NORTH HS (CHATTANOOGA)

## Highlights

**Prior to this season: As a freshman at Chattanooga** - Was the Southern Conference Freshman of the Year while at Chattanooga... Led the Mocs in scoring at 14.2 points per game while also averaging 6.7 rebounds and shooting 44.4 percent from the field and 39.7 percent from 3-point range... Tied for second on the team with 47 made 3-pointers... Set a Chattanooga freshman record for points (412), rebounds (193) and 3-pointers (50)... Scored 20 or more points 22 times including five during SoCon play... Scored a season-high 26 points against VMI (12/9/18), the most by a Mocs freshman since Feb. 4, 1980... Was SoCon Player of the Week (1/22/19) for his performances in wins over Mercer (11 pts/10 rebs) and The Citadel (22 pts/12 rebs)... Led the Mocs in scoring 11 times and in rebounds 18 times... Made multiple 3-pointers in 15 games... **Prior to Chattanooga** - A four-star prospect by ESPN and ranked as the No. 35 small forward nationally and No. 6 player overall in Indiana... Earned spot on Team Indiana for the prestigious 2018 Indiana-Kentucky All-Star contest... Was the 14th LNHS player to play in the game joining the likes of Eric Montross (1990), Michael Conley (2005) and Greg Oden (2006) among others... A 1,000-point scorer, averaged 18 points, eight rebounds and two blocks per game for the Wildcats... Lawrence North was 73-29 in his four seasons... Was named All-Marion County, All-MIC and IBCA "Supreme 15" All-State.

**Personal:** Born Dec. 10, 1999... Son of Kevin Easley Sr. and the late Shevale Easley.



## GAME HIGHS

### Points

Season 14 (12/30/20 vs. Prairie View)  
Career 26 (12/9/18 vs. Virginia Military)

### Rebounds

Season 11 (12/22/20 vs. North Dakota State)  
Career 12 (1/19/19 vs. East Tennessee State)

### Assists

Season 4 (12/22/20 vs. North Dakota State)  
Career 4, 2x (last, 12/22/20 vs. North Dakota St.)

### Steals

Season 1, 3x (last, 1/9/20 vs. Baylor)  
Career 3 (3/9/19 vs. East Tennessee State)

### Blocks

Season 2 (3/7/21 vs. Texas)  
Career 2, 2x (last, 3/7/21 vs. Texas)

### Field Goals

Season 5, 2x (last, 3/7/21 vs. Texas)  
Career 10, 2x (last 1/31/19 vs. Western Carolina)

### Field Goal Attempts

Season 10, 2x (last, 3/7/21 vs. Texas)  
Career 20 (1/31/19 vs. Western Carolina)

### 3-Point Field Goals:

Season 2, 2x (last, 12/12/20 vs. Texas A&M)  
Career 5, 2x (last, 11/23/18 at Michigan)

### 3-Point Field Goal Attempts

Season 5, 2x (last, 12/3/20 vs. Northwestern St.)  
Career 7, 3x (last, 11/17/18 vs. SE Mo. St.)

### Free Throws

Season 8 (1/2/20 at Kansas State)  
Career 8 (1/2/20 at Kansas State)

### Free Throw Attempts

Season 9 (1/2/20 at Kansas State)  
Career 9, 2x (last, 1/2/20 at Kansas State)

### Minutes

Season 33 (12/22/20 vs. North Dakota State)  
Career 34 (3/9/19 vs. East Tennessee State)

## MISCELLANEOUS STATS

Year	Season	Career	W/L
20+ Points:	7	0-0	
10+ Points:	3	25	2-1
10+ Rebs:	5	1-0	
Double-Doubles:	2	0-0	
5+ Assists:	-	0-0	
Led Team In Points:	-	0-0	
Led Team In Rebounds:	1	1	1-0
Led Team In Assists:	1	1	1-0

				Field Goals		3-Point		F-Throws		Rebounds			Scoring							
SEASON	TEAM	GP-GS	MIN/AVG	FG-FGA	FG%	3FG-FGA	3FG%	FT-FTA	FT%	OFF	DEF	TOT	AVG	PF-FO	AST	TO	BLK	STL	PTS	AVG
2018-19	UTC	29-28	811/28.0	154-347	.444	50-126	.397	54-83	.651	50	143	193	6.7	56-0	35	58	9	20	412	14.2
2020-21	TCU	25-13	494/19.8	40-101	.396	13-50	.260	21-28	.750	25	66	91	3.6	32-0	21	24	4	6	114	4.6
TOTAL FOR TCU		25-13	494/19.8	40-101	.396	13-50	.260	21-28	.750	25	66	91	3.6	32-0	21	24	4	6	114	4.6
TOTAL		54-41	1306/24.2	194-448	.433	63-176	.358	75-111	.676	75	209	284	5.3	88-0	56	82	13	26	526	9.7

Opponent	Date	GS	MIN	Total		3-Pointers		Free throws		Rebounds				PF	A	T/O	BLK	STL	PTS	AVG	
				FG-FGA	PCT	3FG-FGA	PCT	FT-FTA	PCT	OFF	DEF	TOT	AVG								
Houston Baptist	11/25/2020	*	18:47	4-7	.571	1-3	.333	0-0	.000	2	1	3	3.0	3	1	0	1	0	9	9.0	
vs Tulsa	11/28/2020	*	32:08	3-10	.300	2-5	.400	0-0	.000	5	1	6	4.5	1	3	1	0	0	8	8.5	
vs Liberty	11/29/2020	*	29:16	3-7	.429	0-2	.000	1-2	.500	0	7	7	5.3	1	0	1	0	0	7	8.0	
Northwestern St.	12/03/2020	*	16:39	1-5	.200	1-5	.200	0-0	.000	1	2	3	4.8	0	1	1	0	0	3	6.8	
Oklahoma	12/06/2020	*	16:16	0-4	.000	0-2	.000	0-0	.000	1	1	2	4.2	0	1	1	0	0	0	5.4	
Providence	12/09/2020	*	26:58	3-4	.750	1-2	.500	1-1	1.000	0	2	2	3.8	2	2	1	0	1	8	5.8	
vs Texas A&M	12/12/2020	*	18:45	2-5	.400	2-3	.667	0-0	.000	2	1	3	3.7	2	0	3	0	1	6	5.9	
at Oklahoma St.	12/16/2020	*	17:10	0-1	.000	0-1	.000	0-0	.000	0	6	6	4.0	3	0	2	1	0	0	5.1	
North Dakota St.	12/22/2020	*	33:02	2-6	.333	1-4	.250	0-1	.000	0	11	11	4.8	1	4	1	0	0	5	5.1	
Prairie View	12/30/2020	*	29:26	5-9	.556	1-4	.250	3-4	.750	0	2	2	4.5	1	3	2	0	0	14	6.0	
at Kansas St.	01/02/2021	*	28:38	2-6	.333	0-2	.000	8-9	.889	2	3	5	4.5	0	2	0	0	0	12	6.5	
Kansas	01/05/2021	*	21:49	1-3	.333	1-2	.500	0-0	.000	2	1	3	4.4	0	1	0	0	0	3	6.3	
Baylor	01/09/2021	*	28:05	1-4	.250	0-2	.000	0-0	.000	0	9	9	4.8	2	0	1	0	1	2	5.9	
at Oklahoma	01/12/2021	*	22:19	2-5	.400	1-4	.250	0-2	.000	2	2	4	4.7	1	0	1	0	0	5	5.9	
at Kansas	01/28/2021	*	18:42	1-1	1.000	0-0	.000	1-1	1.000	1	1	2	4.5	2	0	2	0	0	3	5.7	
at Missouri	01/30/2021	*	11:01	0-1	.000	0-0	.000	0-0	.000	0	2	2	4.4	1	1	1	0	1	0	5.3	
Oklahoma St.	02/03/2021	*	14:29	2-2	1.000	0-0	.000	2-2	1.000	3	1	4	4.4	1	0	0	0	0	6	5.4	
Iowa St.	02/09/2021	*	10:48	0-0	.000	0-0	.000	2-2	1.000	0	0	0	4.1	1	0	0	0	0	2	5.2	
at Texas	02/13/2021	*	05:45	0-0	.000	0-0	.000	0-0	.000	1	0	1	3.9	0	0	1	0	1	0	4.9	
Kansas St.	02/20/2021	*	15:00	1-3	.333	1-3	.333	0-0	.000	0	4	4	4.0	0	0	1	0	0	3	4.8	
West Virginia	02/23/2021	*	10:21	0-0	.000	0-0	.000	1-2	.500	0	1	1	3.8	2	1	0	0	0	1	4.6	
at Iowa St.	02/27/2021	*	14:09	0-2	.000	0-1	.000	0-0	.000	0	2	2	3.7	1	0	0	0	0	0	4.4	
at Texas Tech	03/02/2021	*	21:30	2-4	.500	0-1	.000	0-0	.000	1	1	2	3.7	3	1	2	0	1	4	4.4	
at West Virginia	03/04/2021	*	14:57	0-2	.000	0-1	.000	2-2	1.000	1	4	5	3.7	3	0	1	0	0	2	4.3	
Texas	03/07/2021	*	18:11	5-10	.500	1-3	.333	0-0	.000	1	1	2	3.6	1	0	1	2	0	11	4.6	
Totals			13	494:11	40-101	.396	13-50	.260	21-28	.750	25	66	91	3.6	32	21	24	4	6	114	4.6

## Player Averages

Games Played	Minutes/game	Points/game	FG Pct	3FG Pct	FT Pct	Rebounds/game	Assists/game	Turnovers/game	Assist/Turnover ratio	Steals/game	Blocks/game
25	19.8	4.6	39.6	26.0	75.0	3.6	0.8	1.0	0.9	0.2	0.2

## GM 1 | TCU 69 - HOUSTON BAPTIST 45

Official Basketball Box Score - Final  
Houston Baptist at TCU  
11/29/20 Ed and Rae Scholmaier Arena, Fort Worth  
2020-21 Men's Basketball

Game Time: 7:00 PM  
Game Duration: 1:47  
Attendance: 1,672

Officials: Job Henness, Marques Pettigrew, Craig Murley

## Houston Baptist - 45

Record: 0-1

NO. Name	Min	FG M-A	3P M-A	FT M-A	Rebounds OR DR TOT	Fouls PF FD	TP	AS	TO	ST	Blocks BS BA	+/-
50 Ryan Gomes	17:50	1-1	0-0	0-0	0 1 1	1 0	2	0	0	0	0	-6
4 Myles Pierre	G 20:11	2-7	0-1	0-0	0 4 4	0 1 4	3	3	1	0	1	-7
5 Hunter Janacek	G 31:23	4-11	2-7	0-0	1 5 6	1 4 10	1	2	0	0	1	-16
10 Ty Dalton	G 28:10	3-7	0-1	0-0	0 1 1	0 0 6	2	1	2	0	2	-18
21 Pedro Castro	G 34:09	5-13	1-1	2-2	2 8 10	0 2 13	1	2	0	1	0	-21
34 Zach Iyeyemi	22:10	2-5	0-0	4-5	3 0 3	3 6 8	0	0	0	1	0	-18
0 Jade Tse	17:58	0-6	0-1	0-0	1 2 3	4 1 1	0	1	2	0	0	-3
13 Philip McKenzie	06:27	1-2	0-0	0-0	0 1 1	0 0 2	2	0	0	0	0	-2
2 Za-ontay Boothman	11:30	0-3	0-2	0-0	0 0 0	0 0 0	0	1	1	1	0	-13
23 Darius Lee	08:26	0-1	0-0	0-0	0 1 1	0 0 0	0	0	1	0	0	-5
14 Andre Charles Jr.	01:46	0-0	0-0	0-0	0 0 0	0 0 0	0	0	0	0	0	2
Team					1 0 1	0		1				
Totals		18-56	3-13	6-7	8 23 31	9 14 45	11	13	4	2	7	-24

Technical Fouls: NONE

Shooting By Period
1st FG% 5-27 18.5%
3PT% 2-8 25.0%
2nd FG% 13-29 44.8%
3PT% 1-5 20.0%
FT% 2-2 100%
GM FG% 18-56 32.1%
3PT% 3-13 23.1%
FT% 6-7 85.7%
Dead Ball Rebounds: 0, 0

## TCU - 69

Record: 1-0

NO. Name		Min	FG M-A	3P M-A	FT M-A	Rebounds OR DR TOT	Fouls PF FD	TP	AS	TO	ST	Blocks BS BA	+/-	
5 Charles O'Bannon	F	21:15	3-8	1-4	4-5	2 7 9	2 2 2	11	0	1	2	1	0	21
34 Kevin Easley	F	18:47	4-7	1-3	0-0	2 1 3	3 0 9	1	0	1	0	0	1	23
21 Kevin Samuel	C	27:30	2-3	0-0	2-2	1 9 10	2 1 6	1	1	1	3	0	18	18
1 Mike Miles	G	21:00	6-12	1-3	0-0	0 1 1	0 1 13	5	1	3	0	1	0	22
3 Francisco Farabello	G	25:22	2-6	2-5	0-0	0 1 1	1 1 6	2	0	0	0	0	0	13
2 Mickey Pearson		18:18	1-4	0-2	0-2	0 2 2	0 1 2	1	2	1	1	0	0	6
10 Diante Smith		18:03	3-6	0-2	0-0	4 2 6	0 0 6	0	6	0	0	0	0	5
4 PJ Fuller		20:15	4-8	0-3	0-2	1 4 5	0 1 8	2	2	2	1	1	0	12
0 Eddie Lampkin		08:29	0-1	0-0	0-2	1 1 2	3 2 0	1	1	1	1	1	1	5
11 Taryn Todd		13:23	3-5	2-3	0-0	0 0 0	1 0 8	2	1	0	0	0	0	1
15 Terren Frank		06:56	0-1	0-1	0-0	0 0 0	0 0 2	0	0	0	0	0	0	-4
31 Owen Aschieris		00:42	0-0	0-0	0-0	0 0 0	0 0 0	0	0	0	0	0	0	-2
Team						2 3 5	0		0					
Totals			28-61	7-26	6-13	13 31 44	14 9 69	15	10	8	7	2	4	24

Technical Fouls: NONE

	HBU	TCU
Biggest lead	0 (1 <sup>st</sup> 20:00)	29 (2 <sup>nd</sup> 8:47)
Best Scoring Run	8 (2 <sup>nd</sup> 5:50)	15 (1 <sup>st</sup> 13:58)
Lead Changes	0	
Times Tied	0	
Time with Lead	00:00	39:10

Points from Turnovers	HBU	TCU
Paint	24	34
Second Chance	2	11
Fast Breaks	2	11
Bench	10	24

Period by Period Scoring	1st	2nd	TOT
HBU	16	29	45
TCU	38	31	69

## GM 2 | TCU 70 - TULSA 65

Official Basketball Box Score - Final  
Tulsa at TCU  
11/29/20 T-Mobile Center, Kansas City  
2020-21 Men's Basketball

Game Time: 6:30 PM  
Game Duration: 2:00

Officials: Ray Nail, Keith Kimble, Michael Greenstein

## Tulsa - 65

Record: 0-1

NO. Name	Min	FG M-A	3P M-A	FT M-A	Rebounds OR DR TOT	Fouls PF FD	TP	AS	TO	ST	Blocks BS BA	+/-
12 Emmanuel Ugboh	C 14:16	1-1	0-0	2-2	0 0 0	2 2 4	0	0	0	0	0	2
0 Curtis Haywood II	G 18:48	0-2	0-1	0-0	1 1 2	2 1 0	1	0	1	0	0	-12
1 Brandon Rachal	G 32:59	9-13	1-4	0-0	1 7 8	3 0 19	1	2	1	2	0	-2
2 Keshawn Embery-Simpson	G 33:38	6-13	2-7	0-0	1 1 2	1 0 14	1	1	0	0	0	-2
3 Elijah Joiner	G 33:44	4-10	1-3	1-4	1 6 7	4 3 10	5	3	3	0	0	-5
11 Darien Jackson	22:09	3-4	0-0	0-0	1 2 3	2 2 6	2	0	1	0	0	6
25 Rey Idowu	23:59	3-4	0-0	2-6	3 2 5	5 5 8	1	1	0	0	0	-5
4 Keshawn Williams	18:29	1-6	0-2	2-2	0 2 2	1 1 4	2	4	0	0	2	-4
32 Austin Richie	01:58	0-1	0-1	0-0	0 0 0	0 0 0	0	0	0	0	0	-3
Team					2 1 3	0		1				
Totals		27-54	4-18	7-14	10 22 32	20 14 65	13	12	6	2	2	-5

Technical Fouls: Embery-Simpson 1<sup>st</sup> 16:29

## TCU - 70

Record: 2-0

NO. Name	Min	FG M-A	3P M-A	FT M-A	Rebounds OR DR TOT	Fouls PF FD	TP	AS	TO	ST	Blocks BS BA	+/-
5 Charles O'Bannon	F 14:33	2-7	1-3	2-3	2 3 5	1 1 7	0	1	1	0	0	2
34 Kevin Easley	F 32:08	3-10	2-5	0-0	5 1 6	1 1 8	3	1	0	0	1	7
21 Kevin Samuel	C 35:27	5-8	0-0	6-11	8 12 3	2 2 7	16	0	1	2	1	7
3 Francisco Farabello	G 29:50	3-5	3-5	1-4	0 2 2	1 2 10	3	0	3	0	0	6
22 RJ Nemphard	G 35:36	2-11	1-4	3-4	0 0 0	0 3 8	2	4	0	0	0	7
10 Diante Smith	02:38	0-0	0-0	0-0	0 0 0	0 0 0	0	2	0	0	0	-4
1 Mike Miles	16:23	3-7	2-4	4-4	0 2 2	4 4 12	3	1	0	0	0	0
2 Mickey Pearson	09:15	0-2	0-1	0-0	0 0 0	1 0 0	0	0	0	0	0	-3
4 PJ Fuller	03:41	0-0	0-0	0-0	0 1 1	1 0 0	0	1	0	0	0	3
0 Eddie Lampkin	00:47	0-0	0-0	0-0	0 0 0	1 0 0	0	0	0	0	0	-1
11 Taryn Todd	18:19	2-5	2-5	3-4	0 2 2	1 3 9	2	1	1	0	0	1
15 Terren Frank	01:23	0-0	0-0	0-0	0 0 0	1 0 0	0	1	0	0	0	0
Team					3 0 3	0		1				
Totals		20-55	11-27	19-30	18 21 39	14 19 70	13	13	6	2	2	5

Technical Fouls: NONE

	Tulsa	TCU
Biggest lead	10 (1 <sup>st</sup> 11:03)	10 (2 <sup>nd</sup> 7:11)
Best Scoring Run	12 (1 <sup>st</sup> 13:23)	14 (1 <sup>st</sup> 5:17)
Lead Changes	2	
Times Tied	3	
Time with Lead	10:25	27:35

Points from Turnovers	Tulsa	TCU
Paint	38	18
Second Chance	8	18
Fast Breaks	9	9
Bench	18	21

Period by Period Scoring	1st	2nd	TOT
Tulsa	30	35	65
TCU	36	34	70

## GM 3 | TCU 56 - LIBERTY 52

Official Basketball Box Score - Final  
Liberty at TCU  
11/29/20 T-Mobile Center, Kansas City  
2020-21 Men's Basketball

Game Time: 2:30 PM  
Game Duration: 1:49

Officials: Gary Maxwell, Mike Roberts, Chance Moore

## Liberty - 52

Record: 2-2

NO. Name	Min	FG M-A	3P M-A	FT M-A	Rebounds OR DR TOT	Fouls PF FD	TP	AS	TO	ST	Blocks BS BA	+/-
22 Kyle Rode	F 18:41	0-4	0-3	0-0	1 2 3	1 1 0	0	1	0	0	0	-12
24 Micah Abil	F 17:07	2-7	1-3	1-3	0 2 2	1 4 6	0	0	0	0	0	1
1 Chris Parker	G 33:18	5-10	2-4	1-2	1 3 4	3 3 13	1	2	0	0	0	-2
2 Darius McChiee	G 33:10	6-16	2-10	1-1	1 8 9	0 1 15	1	1	2	1	0	0
10 Elijah Cuffee	G 36:15	3-7	0-0	0-0	0 4 4	3 2 6	1	2	0	0	1	-8
32 Blake Preston	18:12	2-3	0-0	1-2	0 4 4	2 2 5	2	1	0	0	0	-9
20 Keegan McDowell	26:53	2-6	1-5	0-0	0 3 3	3 0 5	1	1	2	1	0	9
33 Shilah Robinson	10:33	1-2	0-0	0-0	0 1 1	0 0 2	0	0	0	0	1	0
0 Drake Dobbs	05:50	0-0	0-0	0-0	0 0 0	0 0 0	0	0	0	0	0	-2
3 Isiah Warfield	00:01	0-0	0-0	0-0	0 0 0	0 0 0	0	0	0	0	0	-2
Team					0 0 0	0		1				
Totals		21-55	6-28	4-8	3 27 30	13 13 52	7	9	3	2	1	-4

Technical Fouls: NONE

Shooting By Period
1st FG% 11-27 40.7%
3PT% 4-15 26.7%
FT% 0-1 0%
2nd FG% 10-28 35.7%
3PT% 2-13 15.4%
FT% 4-7 57.1%
GM FG% 21-55 38.2%
3PT% 6-28 21.4%
FT% 4-8 50.0%
Dead Ball Rebounds: 3, 1

## TCU - 56

Record: 3-0

NO. Name	Min	FG M-A	3P M-A	FT M-A	Rebounds OR DR TOT	Fouls PF FD	TP	AS	TO	ST	Blocks BS BA	+/-
5 Charles O'Bannon	F 10:10	0-3	0-2	0-0	0 1 1	2 0 0	0	0	0	0	0	2
34 Kevin Easley	F 29:16	3-7	0-2	1-2	0 7 7	1 2 7	0	0	1	0	0	1
21 Kevin Samuel	C 26:01	4-7	0-0	0-0	1 4 5	3 0 8	0	1	1	1	0	9
3 Francisco Farabello	G 34:06	3-7	2-3	0-0	0 3 3	3 1 8	2	1	1	0	1	6
22 RJ Nemphard	G 32:28	3-10	0-4	8-9	1 5 6	1 6 14	4	3	1	0	0	6
2 Mickey Pearson	17:05	1-1	1-1	0-0	0 1 1	1 0 3	0	1	0	0	0	1
11 Taryn Todd	14:38	3-6	1-1	1-3	2 0 2	0 3 8	0	0	1	0	0	7
1 Mike Miles	27:25	3-6	0-1	0-0	0 7 7	1 0 6	0	3	0	0	0	-5
15 Terren Frank	01:00	0-0	0-0	0-0	0 0 0	0 0 0	0	0	0	0	0	-3
4 PJ Fuller	07:51	0-3	0-1	2-2	0 1 1	1 1 2	0	0	0	0	1	-4
Team					0 3 3	0		0				
Totals		20-50	4-15	12-16	4 32 36	13 13 56	6	10	4	1	2	4

Technical Fouls: NONE

	LIB	TCU
Biggest lead	1 (1 <sup>st</sup> 19:20)	9 (1 <sup>st</sup> 14:05)
Best Scoring Run	7 (2 <sup>nd</sup> 0:30)	10 (1 <sup>st</sup> 14:05)
Lead Changes	4	
Times Tied	2	
Time with Lead	01:24	37:12

Points from Turnovers	LIB	TCU
Paint	28	30
Second Chance	4	5
Fast Breaks	4	1
Bench	12	19

Period by Period Scoring	1st	2nd	TOT
LIB	26	26	52
TCU	27	29	56

## GM 4 | TCU 74 - NORTHWESTERN ST. 68

Official Basketball Box Score - Final  
Northwestern St. at TCU  
12/03/20 Ed and Rae Scholmaier Arena, Fort Worth  
2020-21 Men's Basketball

Game Time: 7:00 PM  
Game Duration: 1:46  
Attendance: 1,659

Officials: Keith Kimble, Darron George, Byron Jarrett

## Northwestern St. - 68

Record: 0-4

NO. Name	Min	FG M-A	3P M-A	FT M-A	Rebounds OR DR TOT	Fouls PF FD	TP	AS</
----------	-----	-----------	-----------	-----------	-----------------------	----------------	----	------



## GM 5 | OKLAHOMA 82 - TCU 78



Official Basketball Box Score - Final  
**Oklahoma at TCU**  
 12/06/20 Ed and Rae Schollmaier Arena, Fort Worth  
 2020-21 Men's Basketball

Game Time: 3:00 PM  
 Game Duration: 2:04  
 Attendance: 1,747

Officials: Gary Maxwell, Tony Padilla, Jeb Hartness

Oklahoma - 82

Record: 2-0 (1-0)

NO.	Name	Min	FG M-A	3P M-A	FT M-A	Rebounds OR DR TOT	Fouls PF FO	TP	AS	TO	ST	Blocks BS BA	+/-
35	Brady Manek	F 33:25	6-13	1-4	1-2	1 5 6	2 3	14	0	2	0	2 1 1	1
52	Kur Kuath	F 27:23	4-5	0-0	0-0	3 3 6	1 1	8	0	2	0	1 1 1	17
2	Umajo Gibson	G 20:42	1-4	0-3	0-0	0 1 1	2 1	2	1	1	2	0 0 9	9
12	Austin Reeves	G 36:00	7-16	2-4	16-18	1 5 6	0 10	32	9	1	0	0 2 3	3
15	Alondres Williams	G 17:39	2-3	1-1	1-2	2 3 5	3 1	6	4	0	0	0 1 15	15
11	De'Von Harmon	29:29	6-9	1-3	0-0	0 1 1	2 0	13	2	2	1	0 0 0	0
1	Jalen Hill	19:12	1-2	0-1	2-2	0 4 4	3 1	4	0	0	1	0 0 -10	10
3	Trey Phipps	16:10	1-2	1-2	0-0	0 1 1	0 0	3	1	0	0	0 0 -15	15
Team						1 0 1		0	0				
<b>Totals</b>			28-54	6-18	20-24	8 23 31	13 17	82	17	8	4	3 5 4	4

Technical Fouls: Gibson 2<sup>nd</sup> 17:18

Shooting By Period		
1 <sup>st</sup> FG%	15-30	50.0%
3PT%	2-9	22.2%
FT%	7-9	77.8%
2 <sup>nd</sup> FG%	13-24	54.2%
3PT%	4-9	44.4%
FT%	13-15	86.7%
GM FG%	28-54	51.9%
3PT%	6-18	33.3%
FT%	20-24	83.3%

Dead Ball Rebounds: 1 0

TCU - 78

Record: 4-1 (0-1)

NO.	Name	Min	FG M-A	3P M-A	FT M-A	Rebounds OR DR TOT	Fouls PF FO	TP	AS	TO	ST	Blocks BS BA	+/-
21	Kevin Easley	F 16:16	0-4	0-2	0-0	1 1 2	0 0	0	1	1	0	0 1 -8	8
21	Kevin Samuel	C 30:17	2-5	0-0	0-0	6 5 11	2 0	4	1	0	1	3 1 5	5
3	Francisco Farabello	C 18:31	2-6	0-0	0-0	0 2 2	2 0	6	0	0	0	0 0 -9	9
4	PJ Fuller	G 25:01	6-8	2-4	1-1	0 2 2	4 1	15	0	0	0	0 0 -3	3
22	RJ Nembhard	G 26:25	5-15	2-7	6-8	0 1 1	2 5 18	5	1	2	0	0 0 -4	4
2	Mickey Pearson	20:10	2-4	0-2	1-2	3 3 6	3 1	5	1	0	1	2 0 3	3
1	Mike Miles	32:57	8-15	3-5	2-2	0 2 2	1 3 21	3	2	0	0	0 0 -7	7
23	Jaedon LeDee	09:34	1-3	0-0	0-0	1 3 4	2 1	2	2	0	0	0 1 -9	9
10	Dante Smith	03:59	0-1	0-1	0-0	0 0 0	0 0	0	1	0	0	0 0 0	0
11	Taryn Todd	16:50	2-3	1-1	2-2	1 1 2	2 1	7	1	2	0	0 0 12	12
Team						0 1 1		0	2				
<b>Totals</b>			28-64	10-28	12-15	12 21 33	18 12	78	15	8	4	5 3 4	4

Technical Fouls: Fuller 2<sup>nd</sup> 17:18

	OU	TCU
Biggest lead	7 (2 <sup>nd</sup> 14:02)	9 (1 <sup>st</sup> 3:02)
Best Scoring Run	8 (2 <sup>nd</sup> 4:38)	8 (2 <sup>nd</sup> 11:58)
Lead Changes	12	
Times Tied	4	
Time with Lead	14:52	21:22

Points from	OU	TCU
Turnovers	12	9
Paint	36	32
Second Chance	11	16
Fast Breaks	13	9
Bench	20	35

Period by Period Scoring	1st	2nd	TOT
OU	39	43	82
TCU	42	36	78

## GM 6 | PROVIDENCE 79 - TCU 70



Official Basketball Box Score - Final  
**Providence at TCU**  
 12/09/20 Ed and Rae Schollmaier Arena, Fort Worth  
 2020-21 Men's Basketball

Game Time: 4:00 PM  
 Game Duration: 2:01  
 Attendance: 1,820

Officials: John Higgins, Kipp Kissinger, Clarence Armstrong

Providence - 79

Record: 4-2

NO.	Name	Min	FG M-A	3P M-A	FT M-A	Rebounds OR DR TOT	Fouls PF FO	TP	AS	TO	ST	Blocks BS BA	+/-
14	Noah Horchler	F 13:42	0-4	0-0	1-2	5 3 8	1 1	1	0	2	0	0 1 -3	3
0	Nate Watson	C 28:45	8-13	0-0	0-0	2-5	7 1 8	2 5	18	0	1	0 0 1 2	2
3	David Duke	G 39:11	11-19	5-8	1-4	0 1 1	2 7	28	7	3	2	0 2 9	9
4	Jared Bynum	G 23:54	1-6	0-3	0-0	0 1 1	3 0	2	8	1	1	0 1 6	6
11	A.J. Reeves	G 24:46	3-7	1-3	0-0	1 3 4	0 1	7	2	1	3	0 0 1	1
10	Alyn Breed	13:04	0-0	0-0	0-0	0 0 0	1 1	0	1	0	0	0 0 3	3
1	Greg Gantt	29:50	2-5	1-2	2-2	0 2 2	1 2	7	3	1	3	0 0 12	12
21	Ed Crosswell	11:15	4-5	0-0	0-0	0 1 1	2 0	8	0	0	0	1 0 7	7
5	Jimmy Nichols, Jr.	15:33	4-4	0-0	0-0	1 2 3	3 1	8	1	1	1	1 0 8	8
Team						4 1 5		0	2				
<b>Totals</b>			33-63	7-16	6-13	18 15 33	15 18	79	22	12	10	2 5 9	9

Technical Fouls: NONE

Shooting By Period		
1 <sup>st</sup> FG%	17-31	54.8%
3PT%	3-9	33.3%
FT%	6-13	46.2%
2 <sup>nd</sup> FG%	16-32	50.0%
3PT%	4-7	57.1%
FT%	0-0	0%
GM FG%	33-63	52.4%
3PT%	7-16	43.8%
FT%	6-13	46.2%

Dead Ball Rebounds: 3 0

TCU - 70

Record: 4-2

NO.	Name	Min	FG M-A	3P M-A	FT M-A	Rebounds OR DR TOT	Fouls PF FO	TP	AS	TO	ST	Blocks BS BA	+/-
2	Mickey Pearson	F 16:12	1-2	0-1	0-0	0 1 1	3 0	2	0	0	0	0 0 -4	4
23	Jaedon LeDee	F 19:09	0-2	0-1	2-2	0 1 1	2 4	2	1	1	0	1 0 -16	16
21	Kevin Samuel	C 25:04	5-6	0-0	0-2	2 4 6	2 4	10	0	0	2	3 0 1	1
1	Mike Miles	G 36:01	7-14	2-5	4-4	0 1 1	2 3	20	2	6	1	0 1 0	0
22	RJ Nembhard	G 38:28	11-17	3-5	0-1	1 6 7	1 1	25	7	6	1	0 1 -9	9
11	Taryn Todd	18:23	0-0	0-0	0-0	0 0 0	0 0	4	0	0	2	1 0 1	1
34	Kevin Easley	26:58	3-4	1-2	1-1	0 2 2	2 1	8	2	1	1	0 0 -1	1
5	Charles O'Bannon	17:52	0-0	0-0	3-4	0 1 1	2 2	3	2	2	1	0 0 -12	12
31	Owen Aschieris	01:53	0-0	0-0	0-0	0 0 0	0 0	0	1	2	0	0 0 -5	5
Team						1 0 1		0	1				
<b>Totals</b>			27-45	6-14	10-14	4 16 20	18 15	70	18	19	8	5 2 -9	9

Technical Fouls: NONE

	PU	TCU
Biggest lead	15 (2 <sup>nd</sup> 3:03)	2 (1 <sup>st</sup> 19:21)
Best Scoring Run	8 (1 <sup>st</sup> 10:45)	7 (1 <sup>st</sup> 14:07)
Lead Changes	3	
Times Tied	0	
Time with Lead	38:20	01:01

Points from	PU	TCU
Turnovers	26	12
Paint	42	38
Second Chance	17	3
Fast Breaks	10	15
Bench	23	11

Period by Period Scoring	1st	2nd	TOT
PU	43	36	79
TCU	32	38	70

## GM 7 | TCU 73 - TEXAS A&amp;M 55



Official Basketball Box Score - Final  
**Texas A&M at TCU**  
 12/12/20 Dickies Arena, Fort Worth  
 2020-21 Men's Basketball

Game Time: 2:00 PM  
 Game Duration: 1:58  
 Attendance: 1,588

Officials: Doug Simmons, Pat Adams, Barry Polard

Texas A&M - 55

Record: 3-1

NO.	Name	Min	FG M-A	3P M-A	FT M-A	Rebounds OR DR TOT	Fouls PF FO	TP	AS	TO	ST	Blocks BS BA	+/-
45	Kevin Marlo	F 15:01	1-1	0-0	1-2	1 0 1	2 1	2	3	1	1	0 0 10	10
0	Jay Jay Chandler	G 24:27	3-8	2-5	4-4	0 1 0	1 2	12	0	2	0	0 0 -16	16
1	Savion Flagg	G 32:20	2-6	0-3	0-0	2 5 7	1 2	4	3	2	2	1 1 -16	16
11	Hassan Diarra	G 21:50	3-7	2-4	1-2	0 2 2	4 1	9	3	1	3	0 0 5	5
20	Andre Gordon	G 24:39	1-5	0-1	2-3	1 0 1	0 2	4	2	4	1	0 1 -28	28
3	Quenton Jackson	28:09	4-10	0-2	3-4	1 1 2	4 4	11	1	5	1	0 0 -2	2
15	Jonathan Aku	04:52	0-0	0-0	0-0	0 0 0	4 0	0	0	3	0	0 0 -7	7
5	Emanuel Miller	33:41	3-7	0-1	4-6	3 6 9	2 3	10	1	2	2	0 0 -19	19
2	Hayden Hefner	09:54	1-3	0-1	0-0	0 0 0	0 0	2	0	0	0	0 0 -24	24
24	LaDarnie Bradford	05:07	0-0	0-0	0-0	0 2 2	1 1	0	0	0	0	0 0 7	7
Team						1 0 1		0	0				
<b>Totals</b>			18-47	4-17	15-21	9 17 26	18 17	55	11	20	10	1 2 -18	18

Technical Fouls: NONE

TCU - 73

Record: 5-2

NO.	Name	Min	FG M-A	3P M-A	FT M-A	Rebounds OR DR TOT	Fouls PF FO	TP	AS	TO	ST	Blocks BS BA	+/-
34	Kevin Easley	F 18:45	2-5	2-3	0-0	2 1 3	2 0	6	0	3	1	0 1 12	12
21	Kevin Samuel	C 24:14	4-5	0-0	0-0	3 6 9	3 2	8	2	1	2	0 0 19	19
1	Mike Miles	G 36:37	5-10	3-5	2-3	0 3 3	3 3	25	5	4	0	0 0 13	13
11	Taryn Todd	G 19:50	1-5	0-2	1-2	0 0 0	2 2	3	1	2	1	0 0 8	8
22	RJ Nembhard	G 32:34	6-10	2-5	2-2	0 4 4	2 4	16	9	4	3	0 0 23	23
4	PJ Fuller	30:59	4-9	2-5	3-3	0 2 2	2 3	13	4	2	1	0 0 10	10
5	Charles O'Bannon	19:10	2-4	1-3	3-5	0 4 4	1 3	8	0	0	1	0 0 9	9
23	Jaedon LeDee	15:46	2-2	0-0	0-1	3 3 6	2 4	1	0	0	0	0 0 -1	1
2	Mickey Pearson	02:05	0-0	0-0	0-0	0 0 0	0 0	0	0	0	0	0 0 -3	3
Team						1 1 2		0	2				
<b>Totals</b>			26-50	10-23	11-16	9 24 33	17 18	73	22	18	9	2 1 18	18

## GM 9 | TCU 89 - NORTH DAKOTA STATE 82



Official Basketball Box Score - Final  
**North Dakota St. at TCU**  
 12/22/20 Ed and Rae Schollmaier Arena, Fort Worth  
 2020-21 Men's Basketball

Game Time: 8:00 PM  
 Game Duration: 2:05  
 Attendance: 1,669

Officials: Gerry Polard, Antonio Petty, Brooks Wells

North Dakota St. - 82 Record: 2-6

NO.	Name		Min	FG M-A	3P M-A	FT M-A	OR Reb	DR Tot	PF Fouls	TP	AS	TO	ST	Blocks BS BA	+/-	
4	Grant Nelson	F	28:35	5-7	0-2	4-5	3	3 6	2 4	14	2	2	0	0	-3	
34	Rocky Kreuser	F	23:53	7-8	4-4	3-3	0	7 7	3 2	21	1	3	0	0	1	
5	Sam Griesel	G	35:21	1-7	0-1	2-4	0	5 5	3 5	4	12	3	1	0	-1	
11	Jarius Cook	G	32:55	7-15	4-11	4-4	0	6 6	3 2	22	0	4	0	0	4	
23	Maleck Harden-Hayes	G	19:39	3-9	1-3	0-0	0	2 2	3 0	7	1	1	1	0	-6	
2	Jaxon Knotek	G	23:26	3-8	3-7	0-0	0	1 1	0 2	9	1	1	1	1	-12	
21	Boden Skunberg		17:09	1-1	1-1	0-0	0	1 1	4 0	3	0	1	0	0	-10	
44	Tyler Witz		04:13	0-0	0-0	0-0	0	0 0	1 0	0	0	0	0	0	-4	
0	Dezmond McKinney		14:49	1-4	0-0	0-0	0	2 2	2 1	2	3	1	2	1	-5	
Team							3	1 4	0	0						
Totals				28-58	13-29	13-16	6	28 34	21 16	82	20	16	5	2	4	-7

Technical Fouls:NONE

Shooting By Period		
1 <sup>st</sup> FG%	13-26	50.0%
3PT%	9-16	56.3%
FT%	10-13	76.9%
2 <sup>nd</sup> FG%	15-32	46.9%
3PT%	4-13	30.8%
FT%	3-3	100%
GM FG%	28-58	48.3%
3PT%	13-29	44.8%
FT%	13-16	81.3%

Dead Ball Rebounds: 2, 0

TCU - 89 Record: 7-2

NO.	Name		Min	FG M-A	3P M-A	FT M-A	Rebounds OR DR TOT	Fouls PF FD	TP	AS	TO	ST	Blocks BS BA	+/-	
34	Kevin Easley	F	33:02	2-6	1-4	0-0	0 11 11	1 1	5	4	1	0	0	1	9
21	Kevin Samuel	C	27:24	7-9	0-0	0-2	3 3 6	2 2	14	4	2	0	1	0	9
1	Mike Miles	G	37:34	11-18	4-7	0-1	0 2 2	0 4	26	4	2	0	1	1	2
4	PJ Fuller	G	29:37	1-3	0-2	3-5	0 0 1	1 7	5	3	3	1	2	0	-1
22	RJ Nembhard	G	35:10	6-10	3-3	7-10	1 5 6	3 7	22	5	2	1	0	0	3
5	Charles O'Bannon		06:58	2-4	1-3	0-0	0 1 1	2 0	5	0	0	1	0	0	-2
23	Jaedon LeDee		11:29	2-2	0-0	0-0	0 1 1	3 0	4	0	0	1	0	0	-2
11	Taryn Todd		12:46	3-5	2-4	0-0	0 0 0	3 0	8	1	1	0	0	0	8
2	Mickey Pearson		06:00	0-1	0-1	0-0	0 0 0	1 0	2	0	0	0	0	0	9
Team							0 1 1		0		0				
Totals				34-58	11-24	10-19	4 25 29	16 21	89	23	11	4	4	2	7

Technical Fouls:NONE

Shooting By Period		
1 <sup>st</sup> FG%	18-29	62.1%
3PT%	8-15	53.3%
FT%	5-10	50.0%
2 <sup>nd</sup> FG%	16-29	55.2%
3PT%	3-9	33.3%
FT%	5-9	55.6%
GM FG%	34-58	58.6%
3PT%	11-24	45.8%
FT%	10-19	52.6%

Dead Ball Rebounds: 1, 0

	NDSU	TCU
Biggest lead	5 (2 <sup>nd</sup> 14:19)	17 (1 <sup>st</sup> 4:52)
Best Scoring Run	16 (1 <sup>st</sup> 1:15)	9 (1 <sup>st</sup> 6:48)
Lead Changes	12	
Times Tied	7	
Time with Lead	09:25	27:47

## GM 11 | TCU 67 - KSU 60



Official Basketball Box Score - Final  
**TCU at Kansas St.**  
 01/02/21 Brannigan Coliseum, Manhattan  
 2020-21 Men's Basketball

Game Time: 1:00 PM  
 Game Duration: 1:59  
 Attendance: 798

Officials: Gerry Polard, Brooks Wells, Rodrick Dixon

TCU - 67 Record: 9-2 (2-1)

NO.	Name	Min	FG	3P	FT	Rebounds		Fouls	TP	AS	TO	ST	Blocks		+/-		
			M-A	M-A	M-A	OR	DR	TOT					PF	FD		BS	BA
34	Kevin Easley	F 28:38	2-6	0-2	8-9	2	3	5	0	5	12	2	0	0	0	7	
21	Kevin Samuel	C 25:16	2-3	0-0	0-2	4	6	10	0	2	4	1	2	2	0	0	
1	Mike Miles	G 30:50	5-12	0-3	1-1	1	5	6	2	2	11	5	3	0	0	1	
4	PJ Fuller	G 17:13	0-0	0-0	0-0	0	1	1	4	0	0	4	1	0	0	-2	
22	RJ Nembhard	G 34:55	8-16	1-5	4-4	0	3	3	0	4	21	1	2	2	0	0	
11	Taryn Todd	13:47	0-0	0-0	0-0	0	1	1	1	0	0	2	0	1	0	0	
3	Francisco Farabello	23:46	3-5	2-2	0-0	0	5	5	1	2	8	0	0	1	0	9	
23	Jaedon LeDee	14:13	2-5	0-0	5-6	3	1	4	1	3	9	0	0	0	0	-7	
5	Charles O'Bannon	11:22	1-4	0-1	0-0	1	1	2	0	0	2	0	0	1	0	0	
Team						0	3	3			0		1				
Totals			23-51	3-13	18-22	11	29	40	9	18	67	11	12	8	2	1	7

Technical Fouls:NONE

Shooting By Period		
1 <sup>st</sup> FG%	11-34	32.4%
3PT%	2-8	25.0%
FT%	3-4	75%
2 <sup>nd</sup> FG%	7-25	28.0%
3PT%	1-5	20.0%
FT%	15-19	84.2%
GM FG%	23-51	45.1%
3PT%	3-13	23.1%
FT%	18-22	81.8%

Dead Ball Rebounds: 2, 0

Kansas St. - 60 Record: 5-6 (1-2)

NO.	Name		Min	FG M-A	3P M-A	FT M-A	Rebounds OR DR TOT	Fouls PF FD	TP	AS	TO	ST	Blocks BS BA	+/-	
2	Selton Miguel	F	28:25	0-6	0-3	0-0	0 2 2	4 0	0	2	1	0	0	0	-7
21	Davidon Bradford	C	29:22	6-10	0-0	2-2	4 5 9	4 3	14	0	2	0	0	1	-1
00	Mike McGuiri	G	37:33	5-17	3-8	0-0	2 2 4	3 1 13	6	4	1	0	1	0	-2
3	DaJuan Gordon	G	36:01	7-13	2-6	2-3	3 4 7	2 3	18	3	2	3	0	0	1
24	Nijel Pack	G	32:51	5-11	2-5	0-0	0 0 0	4 0	12	2	0	2	0	0	-5
5	Rudi Williams		20:35	1-4	0-2	0-0	0 3 3	0 1	2	1	0	0	0	0	-9
23	Montavious Murphy		06:39	0-0	0-0	0-0	1 0 1	0 0	0	0	0	0	0	0	-8
12	Carlton Lingard, Jr.		08:34	0-4	0-1	1-2	1 2 3	1 1	1	1	0	0	1	0	-4
Team							2 1 3		0	0	0				
Totals				24-65	7-25	5-7	13 19 32	18 9	60	15	9	6	1	2	-7

Technical Fouls:NONE

	TCU	KState
Biggest lead	18 (1 <sup>st</sup> 7:24)	0 (1 <sup>st</sup> 20:00)
Best Scoring Run	9 (1 <sup>st</sup> 7:59)	7 (1 <sup>st</sup> 3:43)
Lead Changes	0	
Times Tied	1	
Time with Lead	38:41	00:00

Points from	TCU	KState
Turnovers	8	13
Paint	34	30
Second Chance	11	10
Fast Breaks	8	4
Bench	19	3

Period by Period Scoring

1st 2nd TOT

TCU 36 31 67

KState 26 34 60

## GM 10 | TCU 66 - PRAIRIE VIEW A&amp;M 61



Official Basketball Box Score - Final  
**Prairie View at TCU**  
 12/30/20 Ed and Rae Schollmaier Arena, Fort Worth  
 2020-21 Men's Basketball

Game Time: 7:00 PM  
 Game Duration: 2:14  
 Attendance: 1,688

Officials: Kelly Self, Tyler Kump, Amy Bonner

Prairie View - 61 Record: 1-4

NO.	Name		Min	FG M-A	3P M-A	FT M-A	Rebounds OR DR TOT	Fouls PF FD	TP	AS	TO	ST	Blocks BS BA	+/-
0	Lenell Henry	F	35:35	3-9	0-2	0-0	2 6 8	4 2 6	1	3	0	3	0	-7
10	Jeremiah Gambrell	G	31:44	1-7	1-5	2-2	0 2 2	1 1 5	3	1	3	1	0	-4
15	Damaris Parris	G	19:19	1-3	0-1	0-0	1 1 2	1 0 2	2	2	2	1	0	-7
21	Jawuan Daniels	G	26:00	3-7	0-1	2-3	0 2 2	3 2 6	0	3	0	0	0	-2
32	Cam Mack	G	31:48	6-18	2-9	2-3	1 3 4	4 5 16	3	3	2	3	2	-13
4	D'Raill Roberts	G	21:25	6-16	1-6	1-2	3 2 5	5 1 14	1	1	2	0	1	1
14	Jerroda Briscoe		14:44	1-2	0-0	0-2	3 5 8	4 1 2	0	1	1	1	3	0
23	Dajour Joseph		01:39	0-0	0-0	0-0	1 1 1	0 0 0	0	0	0	0	0	0
2	Jack Hughes		17:46	3-4	2-2	0-0	1 6 7	3 0 8	0	1	1	0	0	7
Team							1 3 4	0		0				
Totals			24-66	6-26	7-12	12 31 43	25 12 61	10 15	10	8	4	-5		

Technical Fouls:NONE

Shooting By Period		
1 <sup>st</sup> FG%	11-30	36.7%
3PT%	4-12	33.3%
FT%	4-7	57.1%
2 <sup>nd</sup> FG%	13-36	36.1%
3PT%	2-14	14.3%
FT%	3-5	60%
GM FG%	24-66	36.4%
3PT%	6-26	23.1%
FT%	7-12	58.3%

Dead Ball Rebounds: 2, 0

TCU - 66 Record: 8-2

No.	Name	Min	FG M-A	3P M-A	FT M-A	Rebounds OR DR TOT	Fouls PF FD	TP	AS	TO	ST	Blocks BS BA	+/-	
34	Kevin Easley	F 29:25	5-9	1-4	3-4	0 2 2	1 3	14	3	2	0	0	0	-3
21	Kevin Samuel	C 27:59	6-9	0-0	0-2	7 7 14	3 2	12	0	1	2	2	1	2
1	Mike Miles	G 37:44	4-18	2-6	8-9	0 9 9	3 6	18	6	2	1	1	6	2
4	PJ Fuller	G 28:00	3-6	1-2	2-4	1 2 3	3 3	9	2	5	0	0	1	9
11	Taryn Todd	G 20:26	2-7	0-4	0-2	0 2 2	1 1	4	1	2	0	0	0	-2
3	Francisco Farabello	33:16	1-4	1-4	0-1	0 2 2	1 2	3	0	3	0	0	0	3
2	Mickey Pearson	01:44	0-0	0-0	0-0	0 0 0	0 0	0	0	0	0	0	0	2
5	Charles O'Bannon	09:51	0-3	0-0	2-4	1 3 4	0 5	2	1	2	1	1	0	6
23	Jaedon LeDee	11:35	1-2	0-0	2-4	2 3 5	0 3	4	0	0	0	0	0	6
Team						3 3 6		0		0				
Totals			22-58	5-20	17-30	14 33 47	12 25 66	16	14	7	4	8	5	

## GM 13 | BAYLOR 67 - TCU 49



Official Basketball Box Score - Final  
**Baylor at TCU**  
 01/09/21 Ed and Rae Schollmaier Arena, Fort Worth  
 2020-21 Men's Basketball

Game Time: 2:00 PM  
 Game Duration: 2:03  
 Attendance: 1,891

Officials: Gary Maxwell, Kelly Setf, James Breeding

Baylor - 67		Record: 11-0 (4-0)												
NO.	Name	Min	FG M-A	3P M-A	FT M-A	Rebounds OR DR TOT	Fouls PF FD	TP	AS	TO	ST	Blocks BS BA	+/-	
0	Flo Thamba	F 16:12	1-1	0-0	0-2	1 6 7	3 2	2	0	0	1	1 0	16	
11	Mark Vital	F 24:53	2-4	0-0	5-6	2 4 6	4 5	9	0	2	0	0 0	6	
12	Jared Butler	G 38:47	11-17	4-8	2-4	2 6 8	3 2	28	4	2	5	0 1	18	
31	MaCio Teague	G 31:17	5-14	2-6	0-0	2 0 2	0 1	12	2	1	1	0 0	23	
45	Davon Mitchell	G 37:51	3-9	0-4	4-6	0 0 0	4 4	10	6	3	1	0 1	21	
23	Jonathan Tchamwa Tchatchoua	20:09	2-6	0-0	0-0	2 1 3	3 0	4	1	1	1	0 1	11	
10	Adam Flagler	10:41	0-3	0-1	0-1	0 1 1	1 1	0	1	0	1	0 1	-1	
24	Matthew Mayer	15:12	1-1	0-0	0-0	0 2 2	2 1	2	3	1	0	1 0	-5	
4	LJ Cryer	04:58	0-0	0-0	0-0	0 0 0	0 0	0	0	0	0	0 0	1	
Team						0 3 3		0	0	0				
Totals			25-55	6-19	11-19	9 23 32	20 16	67	17	10	10	3 3	18	

Technical Fouls: NONE

TCU - 49		Record: 9-4 (2-3)												
NO. NAME	Min	FG M-A	3P M-A	FT M-A	Rebounds OR DR TOT	Fouls PF FD	TP	AS	TO	ST	Blocks BS BA	+/-		
34 Kevin Easley	F 28:05	1-4	0-2	0-0	0 9 9	2 1	2	0	1	1	0 0	-17		
21 Kevin Samuel	C 27:07	3-7	0-0	0-3	6 5 11	2 4	6	1	3	2	0 0	-15		
1 Mike Miles	G 38:59	3-11	3-8	8-8	0 2 2	1 6	17	3	5	1	0 1	-19		
4 PJ Fuller	G 25:09	0-2	0-1	0-0	0 0 0	3 0	0	1	4	1	0 0	-16		
22 RJ Nembhard	G 31:23	5-14	3-6	1-3	1 5 6	4 4	14	1	2	2	1 1	-24		
5 Charles O'Bannon	11:55	1-4	0-1	2-2	1 1 2	1 1	4	0	2	1	0 1	-1		
3 Francisco Farabello	11:17	1-1	0-0	0-0	0 0 0	1 2	2	1	2	0	0 0	5		
11 Taryn Todd	13:12	0-0	0-0	0-0	0 1 1	0 0	0	2	0	0	0 0	0		
23 Jaedon LeDee	12:53	1-2	0-1	2-2	1 1 2	2 2	4	1	1	0	0 0	-3		
Team					2 3 5		0	2						
Totals		15-45	6-19	13-18	11 27 38	16 20	49	10	22	8	3 3	-18		

Technical Fouls: NONE

		BU	TCU
Biggest lead		18 (2 <sup>nd</sup> 1:38)	4 (1 <sup>st</sup> 6:58)
Best Scoring Run		8 (1 <sup>st</sup> 2:59)	5 (1 <sup>st</sup> 12:22)
Lead Changes		6	
Times Tied		4	
Time with Lead		31:06	05:45

Points from Turnovers		BU	TCU
Paint		36	16
Second Chance		14	9
Fast Breaks		13	7
Bench		6	10

Period by Period Scoring			
	1st	2nd	TOT
BU	27	40	67
TCU	28	21	49

Shooting By Period	
1 <sup>st</sup> FG%	7-21 33.3%
3PT%	4-11 36.4%
FT%	10-13 76.9%
2 <sup>nd</sup> FG%	8-24 33.3%
3PT%	2-8 25.0%
FT%	3-5 60%
GM FG%	15-45 33.3%
FT%	6-19 31.6%
FT%	13-18 72.2%

Dead Ball Rebounds: 1.0

## GM 14 | OKLAHOMA 82 - TCU 46



Official Basketball Box Score - Final  
**TCU at Oklahoma**  
 01/12/21 Lloyd Noble Center, Norman  
 2020-21 Men's Basketball

Game Time: 6:30 PM  
 Game Duration: 2:28  
 Attendance: 1,921

Officials: John Higgins, Michael Greenstein, Amy Bonner

TCU - 46		Record: 9-5 (2-4)												
NO.	Name	Min	FG M-A	3P M-A	FT M-A	Rebounds OR DR TOT	Fouls PF FD	TP	AS	TO	ST	Blocks BS BA	+/-	
34	Kevin Easley	F 22:19	2-5	1-4	0-2	2 2 4	1 2	5	0	1	0	0 0	-12	
21	Kevin Samuel	C 23:13	4-7	0-0	0-4	5 2 7	2 3	8	0	0	0	0 1	-16	
1	Mike Miles	G 35:30	3-7	1-2	1-3	0 9 9	2 3	8	1	0	0	0 0	-35	
4	PJ Fuller	G 19:18	0-5	0-2	2-2	1 3 4	0 3	2	1	3	1	0 1	-13	
22	RJ Nembhard	G 35:24	4-14	1-4	1-2	0 5 5	1 1	10	2	5	0	0 2	-34	
23	Jaedon LeDee	17:51	3-5	0-0	1-2	0 1 1	1 2	7	0	2	0	0 1	-21	
11	Taryn Todd	16:02	0-2	0-2	0-0	0 0 0	0 0	1	0	2	2	0 0	-21	
2	Mickey Pearson	13:30	1-2	1-2	0-0	0 1 1	0 1	3	0	1	0	0 0	-10	
5	Charles O'Bannon	12:31	1-4	0-3	0-0	1 0 1	0 0	2	1	1	1	2 0	-16	
0	Eddie Lampkin	02:35	0-0	0-0	1-2	0 0 0	0 1	1	1	1	1	0 0	-3	
15	Terren Frank	01:25	0-1	0-0	0-0	0 0 0	0 0	0	0	0	0	1 1	-1	
13	Dylan Arnette	00:11	0-0	0-0	0-0	0 0 0	0 0	0	0	0	0	0 0	1	
31	Owen Aschieris	00:11	0-0	0-0	0-0	0 1 1	0 0	0	0	0	0	0 0	1	
Team						1 1 2		0						
Totals			18-52	4-19	6-17	10 25 35	9 16	46	7	16	3	4 5	-36	

Shooting By Period			
1st	FG%	10-29	34.5%
2nd	FG%	8-26	30.8%
3rd	FG%	8-23	34.8%
4th	FG%	4-11	36.4%
FT%	1-11	9.1%	36.4%
GM FG%	18-52	34.6%	
3PT%	4-19	21.1%	
FT%	6-17	35.3%	
Dead Ball Rebounds: 4, 0			

Technical Fouls: NONE

Oklahoma - 82		Record: 7-4 (3-3)												
NO.	Name	Min	FG M-A	3P M-A	FT M-A	Rebounds OR DR TOT	Fouls PF FD	TP	AS	TO	ST	Blocks BS BA	+/-	
52	Kur Kuath	F 20:25	3-8	1-2	2-2	4 3 7	3 2	9	1	1	0	2 0	7	
11	De'Vion Harmon	G 35:22	9-16	4-7	0-0	1 5 6	2 0	22	3	0	0	0 1	34	
12	Austin Reaves	G 34:47	4-9	1-3	2-2	0 3 3	3 1	11	7	2	0	0 1	28	
15	Alondres Williams	G 29:44	4-8	0-1	2-2	1 5 6	1 1	10	1	1	2	0 0	19	
24	Elijah Harkless	F 17:41	2-6	2-4	0-0	1 3 4	2 0	6	2	0	1	0 1	24	
2	Umoja Gibson	22:26	4-10	3-6	0-0	0 2 2	3 1	11	3	0	3	0 0	20	
0	Victor Iwuakor	17:17	4-5	0-0	0 1 3	4 3	8	3	0	0	1	0 0	28	
3	Trey Phipps	08:59	1-3	1-3	0-0	2 2 2	0 1	3	0	1	1	0 0	8	
20	Rick Izzanza	05:23	0-1	0-0	0-0	2 2 1	1 1	0	0	0	1	1 0	8	
13	Anyang Garang	02:16	0-1	0-1	0-0	0 0 0	0 0	0	0	0	0	0 0	5	
21	Josh O'Garra	01:25	0-0	0-0	0 0 0	0 0 0	0 0	0	0	0	0	0 0	1	
32	Reed Streller	01:25	0-0	0-0	0 0 0	0 0 0	0 0	0	0	0	0	0 0	1	
44	Blake Seacat	01:25	0-0	0-0	0 1 1	0 0 0	0 0	0	0	0	0	1 0	1	
45	Keller Casey	01:25	1-2	0-0	0-0	1 0 1	0 0	2	0	0	0	0 1	1	
Team						2 2 4		0	0	0				
Totals			32-69	12-27	6-6	11 31 42	16 9	82	20	5	8	5 4	36	

Shooting By Period	
1 <sup>st</sup> FG%	12-30 40.0%
3PT%	6-14 42.9%
FT%	4 4 100%
2 <sup>nd</sup> FG%	20-39 51.3%
3PT%	1-3 46.2%
FT%	2-2 100%
GM FG%	32-69 46.4%
3PT%	12-27 44.4%
FT%	6-6 100.0%
Dead Ball Rebounds: 1 0	

Technical Fouls: NONE

		TCU	OU
Biggest lead		4 (1 <sup>st</sup> 17:48)	37 (2 <sup>nd</sup> 0:32)
Best Scoring Run		8 (1 <sup>st</sup> 6:04)	14 (2 <sup>nd</sup> 14:57)
Lead Changes		1	
Times Tied		3	14
Time with Lead		02:07	36:18

Points from Turnovers		TCU	OU
Paint		20	32
Second Chance		8	15
Fast Breaks		3	14
Bench		13	24

Period by Period Scoring			
	1st	2nd	TOT
TCU	22	24	46
OU	34	48	82

## GM 15 | KANSAS 59 - TCU 51



Official Basketball Box Score - Final  
**TCU at Kansas**  
 01/28/21 Allen Fieldhouse, Lawrence  
 2020-21 Men's Basketball

Game Time: 7:00 PM  
 Game Duration: 1:56  
 Attendance: 2,500

Officials: Doug Simmons, Roger Ayers, Larry Spaulding

TCU - 51		Record: 9-6 (2-5)												
NO.	Name	Min	FG M-A	3P M-A	FT M-A	Rebounds OR DR TOT	Fouls PF FD	TP	AS	TO	ST	Blocks BS BA	+/-	
5	Charles O'Bannon	F 21:18	3-6	1-3	0-2	2 3 5	3 1	7	0	1	1	0 1	6	
21	Kevin Samuel	C 25:12	2-4	0-0	1-4	3 5 8	1 3	5	2	4	2	0 1	2	
1	Mike Miles	G 34:29	6-12	5-8	1-2	0 4 4	4 3	18	1	4	1	0 0	-2	
11	Taryn Todd	G 23:25	1-6	0-2	0-0	1 2 3	1 1	2	4	1	0	0 1	0	
22	RJ Nembhard	G 37:37	4-14	2-4	2-2	0 6 6	2 2	12	2	4	1	0 2	-8	
4	PJ Fuller	22:43	0-7	0-4	0-0	0 1 1	2 1	0	1	0	2	1 2	-11	
23	Jaedon LeDee	14:48	2-4	0-0	0-0	2 3 5	2 1	4	0	3	0	0 0	-10	
34	Kevin Easley	18:42	1-1	0-0	1-1	1 1 2	2 1	3	0	2	0	0 0	-14	
2	Mickey Pearson	01:46	0-0	0-0	0-0	0 0 0	0 0	0	0	0	0	0 0	-3	
Team						2 2 4		0	3					
Totals			19-54	8-21	5-11	11 27 38	17 13	51	10	22	7	1 7	-8	
Technical Fouls: NONE														

Technical Fouls: NONE

NO. Name		Min	FG M-A	3P M-A	FT M-A	Rebounds OR DR TOT	Fouls PF FD	TP	AS	TO	ST	Blocks BS BA	+/-
10	Jalen Wilson	F 18:35	0-6	0-3	0-0	0 4 4	1 0	0	1	2	0	0 0	
33	David McCormack	F 26:00	7-13	1-1	0-0	4 2 6	1 0	15	0	2	1	1 0	0
0	Marcus Garrett	G 33:57	3-7	0-1	2-4	0 7 7	3 4	8	2	4	2	2 1	6
2	Christian Braun	G 27:08	1-3	1-2	2-2	1 4 5	1 1	5	0	1	1	0	0
30	Ochal Abgaji	G 37:41	5-14	2-9	1-2	0 3 3	3 3	13	4	1	1	0	0
3	Dijuan Harris	G 33:00	2-10	0-2	0-0	1 2 3	1 2	7	0	1	0	0	9
13	Tristan Enaruna	G 03:49	0-1	0-0	0-0	0 0 0	0 0	0	1	1	0	0	5
44	Mitch Lightfoot	14:00	1-2	0-0	1	2 2 4	1 4	2	1	1	0	3	0
1	Tyion Grant-Foster	16:42	3-6	0-1	3-5	1 4 5	1 3	9	0	0	0	0	10
Team						0 0 0			0	0			
Totals			23-56	4-17	9-16	8 27 35	13 17	59	11	15	8	7 1	8

## GM 17 | TCU 81 - OKLAHOMA STATE 78



Official Basketball Box Score - Final  
**Oklahoma St. at TCU**  
02/03/21 Ed and Rae Schollmaier Arena, Fort Worth  
2020-21 Men's Basketball

Game Time: 8:00 PM  
Game Duration: 2:15  
Attendance: 2,481

Officials: John Higgins, Tony Padilla, Darron George

Oklahoma St. - 78 Record: 11-5 (4-5)

NO.	Name	Min	FG	3P	FT	Rebounds	Fouls	TP	AS	TO	ST	Blocks	+/-
			M-A	M-A	M-A	OR DR TOT	PF FO					BS BA	
12	Matthew-Alexander Moncrieffe	F 34:42	6-9	0-0	5-8	2 8 10	3 4	17	1	2	0	1 1	-1
22	Kaleb Boone	F 12:12	0-2	0-0	1-2	0 3 3	2 2	1	0	0	0	1 0	-12
0	Avery Anderson, III	G 35:44	2-5	0-1	0-0	0 2 2	5 2	4	3	1	1	2 1	2
2	Cade Cunningham	G 28:23	5-13	2-4	7-8	0 2 2	2 5	19	2	4	1	1 2	-6
13	Isaac Likekele	G 28:11	1-3	0-0	2-4	0 1 1	1 4	4	3	2	1	1 0	-9
5	Rondel Walker	26:19	4-6	3-4	5-6	0 3 3	2 3	16	0	1	1	0 1	3
14	Bryce Williams	26:31	4-8	1-3	2-4	0 2 2	4 2	11	6	1	1	2 1	3
31	Ferron Flavors Jr.	07:58	2-3	2-3	0-0	0 1 1	0 0	6	0	0	0	0 0	5
Team						3 1 4		0	0				
Totals			24-49	8-15	22-32	5 23 28	19 22	78	15	11	5	8 6	-3

Technical Fouls: NONE

TCU - 81 Record: 10-7 (3-5)

NO.	Name	Min	FG	3P	FT	Rebounds	Fouls	TP	AS	TO	ST	Blocks	+/-
			M-A	M-A	M-A	OR DR TOT	PF FO					BS BA	
5	Charles O'Bannon	F 25:31	5-6	2-3	3-3	2 5 7	2 1	15	1	1	0	1 0	5
21	Kevin Samuel	C 25:05	5-9	0-0	4-7	1 5 6	1 5	14	0	1	1	2 1	0
1	Mike Miles	G 36:23	7-17	2-6	2-3	2 2 4	3 2	18	5	4	2	1 4	-2
4	PJ Fuller	G 26:47	0-4	0-2	0-0	0 1 1	5 2	0	2	0	1	0 2	-1
22	RJ Nembhard	G 38:04	8-15	1-4	3-3	0 5 5	2 5	20	7	4	1	1 1	4
11	Taryn Todd	17:04	0-1	0-0	0-0	0 3 3	4 0	0	1	1	1	0 10	
23	Jaedon LeDee	14:55	3-7	0-0	2-3	1 1 2	3 2	8	1	0	0	0 0	3
34	Kevin Easley	14:29	2-2	0-0	2-2	3 1 4	1 2	6	0	0	0	0 0	-2
2	Mickey Pearson	01:42	0-0	0-0	0-0	0 0 0	1 0	0	0	1	0	0 0	-2
Team						2 1 3		0	1				
Totals			30-61	5-15	16-21	11 24 35	22 19	81	17	13	6	6 8	3

Technical Fouls: NONE

	OSU	TCU
Biggest lead	4 (1 <sup>st</sup> 3:12)	10 (2 <sup>nd</sup> 12:04)
Best Scoring Run	11 (1 <sup>st</sup> 8:34)	6 (1 <sup>st</sup> 17:53)
Lead Changes	11	6
Times Tied	10	6
Time with Lead	13:17	22:15
Points from Turnovers	OSU 23	TCU 15
Paint	OSU 30	TCU 42
Second Chance	OSU 6	TCU 15
Fast Breaks	OSU 14	TCU 11
Bench	OSU 33	TCU 14

Shooting By Period
1 <sup>st</sup> FG% 13-29 44.8%
3PT% 3-8 37.5%
FT% 5-7 71.4%
2 <sup>nd</sup> FG% 17-32 53.1%
3PT% 2-7 28.6%
FT% 11-14 78.6%
GM FG% 30-61 49.2%
3PT% 5-15 33.3%
FT% 16-21 76.2%

Dead Ball Rebounds: 2,0

## GM 18 | TCU 79 - IOWA STATE 76



Official Basketball Box Score - Final  
**Iowa St. at TCU**  
02/09/21 Ed and Rae Schollmaier Arena, Fort Worth  
2020-21 Men's Basketball

Game Time: 8:00 PM  
Game Duration: 2:19  
Attendance: 2,023

Officials: James Luckie, James Breeding, Amy Bonner

Iowa St. - 76 Record: 2-12 (0-9)

NO.	Name	Min	FG	3P	FT	Rebounds	Fouls	TP	AS	TO	ST	Blocks	+/-
			M-A	M-A	M-A	OR DR TOT	PF FO					BS BA	
13	Javan Johnson	F 37:06	2-10	1-5	4-4	1 2 3	2 2	9	5	1	0	2 3	-8
33	Solomon Young	F 20:27	2-7	0-0	1-1	0 2 2	4 2	5	0	1	0	2 1	1
5	Jalen Coleman-Lands	G 20:32	4-9	2-3	2-4	1 1 2	4 3	12	0	1	0	0 0	-4
21	Jaden Walker	G 28:05	4-7	2-3	0-0	0 5 5	4 1	10	1	3	2	0 0	-6
45	Rasir Bolton	G 34:23	6-14	1-4	13-13	1 5 6	4 6	26	5	2	2	0 0	0
3	Tre Jackson	30:22	2-7	0-5	0-0	1 4 5	2 0	4	1	0	1	0 1	4
4	George Condit	19:33	2-3	0-0	0-1	4 2 6	1 3	4	0	1	1	1 0	-4
1	Tyler Harris	09:04	2-5	1-3	1-1	0 0 0	0 1	6	1	0	0	0 0	2
2	Nate Jenkins	00:28	0-0	0-0	0-0	1 0 1	0 0	0	0	0	0	0 0	0
Team						2 2 4		0	0				
Totals			24-62	7-23	21-24	11 23 34	22 18	76	13	9	6	5 7	-3

Technical Fouls: NONE

TCU - 79 Record: 11-7 (4-5)

NO.	Name	Min	FG	3P	FT	Rebounds	Fouls	TP	AS	TO	ST	Blocks	+/-
			M-A	M-A	M-A	OR DR TOT	PF FO					BS BA	
5	Charles O'Bannon	F 29:12	2-5	1-3	2-2	2 5 7	2 1	7	1	0	0	2 0	8
21	Kevin Samuel	C 22:35	5-10	0-0	0-4	7 4 11	2 3	10	0	1	0	0 1	-1
4	PJ Fuller	G 23:45	4-9	2-3	1-1	2 3 5	4 2	11	1	2	0	1 0	-1
11	Taryn Todd	G 31:45	4-12	1-5	2-2	1 4 5	3 3	11	4	2	1	0 2	9
22	RJ Nembhard	G 40:00	4-16	1-5	11-13	0 6 6	2 8	20	7	4	1	1 1	3
2	Mickey Pearson	03:58	0-0	0-0	1-2	1 1 2	0 1	1	0	0	0	0 0	-7
23	Jaedon LeDee	16:42	3-6	0-0	3-4	4 4 8	3 2	9	0	1	1	2 0	1
34	Kevin Easley	10:48	0-0	0-0	2-2	0 0 0	1 1	2	0	0	0	0 0	-5
15	Terren Frank	20:32	3-7	2-3	0-1	2 2 4	1 1	8	1	0	1	1 1	10
0	Eddie Lampkin	00:43	0-0	0-0	0-0	0 0 0	0 0	0	0	0	0	0 0	3
Team						2 1 3		0	0				
Totals			25-65	7-19	22-31	21 30 51	19 22	79	14	10	4	7 5	3

Technical Fouls: Coach 2<sup>nd</sup> 13:49

	ISU	TCU
Biggest lead	9 (1 <sup>st</sup> 4:35)	7 (1 <sup>st</sup> 16:26)
Best Scoring Run	10 (1 <sup>st</sup> 14:19)	11 (2 <sup>nd</sup> 18:47)
Lead Changes	14	20
Times Tied	7	5
Time with Lead	23:51	10:10
Points from Turnovers	ISU 14	TCU 20
Paint	ISU 20	TCU 34
Second Chance	ISU 5	TCU 20
Fast Breaks	ISU 8	TCU 19
Bench	ISU 14	TCU 20

## GM 19 | TEXAS 70 - TCU 55



Official Basketball Box Score - Final  
**TCU at Texas**  
02/13/21 Frank Erwin Center, Austin, TX  
2020-21 Men's Basketball

Game Time: 1:00 PM  
Game Duration: 1:59  
Attendance: 2,431

Officials: Gerry Pollard, Chris Rastatter, Adriano Pety

TCU - 55 Record: 11-9 (4-5)

NO.	Name	Min	FG	3P	FT	Rebounds	Fouls	TP	AS	TO	ST	Blocks	+/-
			M-A	M-A	M-A	OR DR TOT	PF FO					BS BA	
5	Charles O'Bannon	F 12:49	1-4	1-2	0-0	0 0 0	1 1	3	1	1	0	0 0	-5
21	Kevin Samuel	C 22:02	1-3	0-0	1-2	0 3 3	3 2	3	0	3	2	1 1	-5
1	Mike Miles	G 33:40	4-13	0-5	2-2	0 3 3	0 4	10	2	2	1	1 1	-9
4	PJ Fuller	G 26:43	2-6	1-4	3-3	0 3 3	1 2	8	1	1	1	0 0	-11
22	RJ Nembhard	G 36:53	5-16	3-6	2-4	2 5 7	0 3	15	0	2	0	2 2	-13
34	Kevin Easley	05:45	0-0	0-0	0-0	1 0 1	0 0	0	0	1	1	0 0	-3
11	Taryn Todd	19:00	1-1	0-0	2-2	0 2 2	3 1	4	2	2	0	0 0	-10
23	Jaedon LeDee	17:58	2-3	0-0	0-0	3 2 5	4 1	4	0	1	0	0 0	-10
15	Terren Frank	25:10	3-6	2-4	0-0	0 2 2	1 0	8	0	1	0	0 0	-9
Team						2 3 5		0	1				
Totals			19-52	7-21	10-13	8 23 31	13 14	55	6	15	5	2 4	-15

Technical Fouls: NONE

Texas - 70 Record: 13-5 (7-4)

NO.	Name	Min	FG	3P	FT	Rebounds	Fouls	TP	AS	TO	ST	Blocks	+/-
			M-A	M-A	M-A	OR DR TOT	PF FO					BS BA	
4	Greg Brown	F 29:41	4-8	3-3	2-2	0 6 6	2 3	13	0	4	2	0 0	13
20	Jericho Sims	F 28:23	4-5	0-0	3-4	3 5 8	3 2	11	2	1	0	1 0	12
1	Andrew Jones	G 26:53	9-16	0-4	1-2	0 4 4	4 1	19	1	1	0	0 0	10
2	Matt Coleman III	G 34:06	6-8	2-3	1-3	1 3 4	2 4	15	4	3	1	0 0	14
3	Courtney Ramey	G 32:24	2-8	0-3	1-2	1 1 2	1 2	5	5	1	0	0 2	7
22	Kai Jones	27:13	3-7	1-4	0-0	0 0 0	1 1	7	1	0	1	1 0	15
30	Brock Cunningham	09:21	0-2	0-2	0-0	2 1 3	0 0	0	1	1	0	1 0	3
13	Jase Febres	10:28	0-3	0-2	0-0	1 1 2	1 0	0	1	0	2	1 0	1
33	Kamaka Hepa	01:31	0-0	0-0	0-0	0 1 1	0 0	0	0	0	0	0 0	0
Team						2 5 7		0	0				
Totals			28-57	6-21	8-13	10 27 37	14 13	70	15	11	6	4 2	15

Technical Fouls: NONE

	TCU	TEX
Biggest lead	5 (1 <sup>st</sup> 18:47)	15 (2 <sup>nd</sup> 5:21)
Best Scoring Run	6 (2 <sup>nd</sup> 14:56)	11 (2 <sup>nd</sup> 5:21)
Lead Changes	3	5
Times Tied	5	2
Time with Lead	03:41	32:28
Points from Turnovers	TCU 8	TEX 19
Paint	TCU 16	TEX 32
Second Chance	TCU 5	TEX 5
Fast Breaks	TCU 2	TEX 6
Bench	TCU 16	TEX 7

Shooting By Period
1 <sup>st</sup> FG% 15-29 51.7%
3PT% 4-12 33.3%
FT% 3-4 75%
2 <sup>nd</sup> FG% 13-28 46.4%
3PT% 2-9 22.2%
FT% 5-9 55.6%
GM FG% 28-57 49.1%
3PT% 6-21 28.6%
FT% 8-13 61.5%

Dead Ball Rebounds: 0,0

## GM 20 | KANSAS STATE 62 - TCU 54



Official Basketball Box Score - Final  
**Kansas St. at TCU**  
02/20/21 Ed and Rae Schollmaier Arena, Fort Worth  
2020-21 Men's Basketball

Game Time: 4:00 PM  
Game Duration: 2:05  
Attendance: 2,145

Officials: Kipo Kissinger, Darron George, Chance Moore

Kansas St. - 62 Record: 6-18 (2-13)

No.	Name	Min	FG M-A	3P M-A	FT M-A	Reb OR DR TOT	Fouls PF FO	TP	AS	TO	ST	Blocks BS BA	+/-	
2	Selton Miguel	F 36:04	3-7	1-2	2-2	0 5 5	3 2	9	2	1	2	0 1	13	
11	Antonio Gordon	F 29:36	2-4	0-1	0-0	1 4 5	1 0	4	2	1	0	0 0	10	
21	Davion Bradford	C 12:53	4-7	0-0	2-2	1 2 4	4 1	10	1	0	0	0 1	-5	
00	Mike McGuffi	G 36:26	6-14	2-5	2-2	2 7 9	3 3	16	5	4	0	0 0	9	
4	Nigel Pack	G 39:07	4-15	2-6	2-2	0 3 3	1 0	12	5	1	1	0 2	8	
21	Kasei Ezeogu	19:31	3-4	0-0	1-5	2 2 4	4 3 7	0	0	0	0	0 0	11	
2	Antonio Gordon	15:00	1-5	0-0	0-0	1 0 1	0 0 0	0	0	0	0	0 0	11	
22	Kyle Kasube	04:27	0-0	0-0	0-0	2 2 0	1 0 1	0	0	0	0	0 0	-1	
12	Carlton Liguard, Jr.	02:25	0-1	0-0	0-0	0 0 0	0 0 0	0	0	0	0	0 0	-4	
Team							6 6 6		0	1				
Totals			23:57	5-14	11-15	13	25	38	18	11	62	14	5 0 6	8



## GM 21 | WEST VIRGINIA 74 - TCU 66



Official Basketball Box Score - Final  
**West Virginia at TCU**  
 02/23/21 Ed and Rae Schollmaier Arena, Fort Worth  
 2020-21 Men's Basketball

Game Time: 6:00 PM  
 Game Duration: 2:16  
 Attendance: 1,877

Officials: Ron Groover, Roger Ayers, Brooks Wells

West Virginia - 74

Record: 16-6 (9-4)

NO.	Name	Min	FG	3P	FT	Rebounds		Fouls	TP	AS	TO	ST	Blocks	BS	+/-	
			M-A	M-A	M-A	OR	DR	TOT	PF	FD			BS	BA		
1	Derek Culver	F 28:23	6-12	0-0	6-14	3	11	14	2	11	18	2	2	1	0	3
2	Jalen Bridges	F 25:01	4-4	1-1	0-0	1	4	5	0	0	9	2	0	0	0	6
11	Emmitt Matthews Jr.	F 25:28	1-4	0-0	2-2	1	1	2	1	1	4	2	1	0	0	-1
4	Miles McBride	G 36:38	4-12	0-4	3-6	2	0	2	1	3	11	5	3	3	0	10
22	Sean McNeil	G 28:59	3-6	0-0	0-0	0	1	1	1	0	7	1	1	1	0	1
3	Gabe Osabuohien	G 11:36	0-0	0-0	0-2	2	2	4	4	1	0	3	0	2	0	5
12	Taz Sherman	23:25	6-15	3-10	8-9	1	1	2	3	6	23	3	1	1	0	14
5	Jordan McCabe	17:35	1-4	0-2	0-0	0	0	2	0	0	2	1	1	1	0	4
0	Kedrian Johnson	02:55	0-0	0-0	0-0	1	0	1	2	0	0	0	0	0	0	-2
Team						2 3 5			0		0					
Totals			25-57	5-21	19-33	13	25	38	14	22	74	19	9	9	1	2 8

Technical Fouls: Sherman 2<sup>nd</sup> 13:48

TCU - 66

Record: 11-10 (4-8)

NO.	Name	Min	FG M-A	3P M-A	FT M-A	Rebounds OR DR TOT	Fouls PF FD	TP	AS	TO	ST	Blocks BS BA	+/-	
5	Charles O'Bannon	F 11:03	2-4	1-2	0-0	0 1 1	1 0	3	5	0	1	0	0	-8
21	Kevin Samuel	C 28:35	4-6	0-0	3-5	2 8 10	3 5	11	1	1	0	1	0	-9
1	Mike Miles	G 36:24	3-9	1-4	0-0	0 2 2	2 1	7	5	2	3	0	0	-4
4	PJ Fuller	G 26:38	3-5	3-5	0-0	0 2 2	3 0	9	2	3	0	0	0	-13
22	RJ Nemphard	G 37:45	5-11	2-7	5-8	0 4 4	1 5	17	9	4	0	0	0	-10
23	Jaedon LeDee	10:48	2-3	0-0	0-0	1 2 3	3 0	4	0	0	1	0	0	1
11	Taryn Todd	17:28	3-4	1-2	1-2	0 0 0	5 1	8	0	2	2	1	0	1
34	Kevin Easley	10:21	0-0	0-0	1-2	0 1 1	2 1	1	1	0	0	0	0	-3
15	Tarren Frank	20:21	2-7	0-3	0-0	0 2 2	2 0	4	1	0	0	0	1	5
0	Eddie Lampkin	00:37	0-0	0-0	0-0	0 1 1	1 0	0	0	0	0	0	0	0
Team						0 4 4		0		0				
Totals			24-49	8-23	10-17	3 27 30	23 13	66	19	13	6	2	1	-8

Technical Fouls: Todd 2<sup>nd</sup> 13:48

	WVU	TCU
Biggest lead	16 (2 <sup>nd</sup> 11:15)	4 (1 <sup>st</sup> 16:44)
Best Scoring Run	11 (2 <sup>nd</sup> 17:54)	7 (2 <sup>nd</sup> 15:53)
Lead Changes	2	
Times Tied	3	
Time with Lead	37:03	02:03

Points from Turnovers	WVU	TCU
Paint	26	32
Second Chance	8	4
Fast Breaks	18	10
Bench	25	17

Period by Period Scoring	1st	2nd	TOT
WVU	37	37	74
TCU	31	35	66

## GM 22 | TCU 76 - IOWA STATE 72



Official Basketball Box Score - Final  
**TCU at Iowa State**  
 02/27/21 James H. Hilton Coliseum, Ames, IA  
 TCU at Iowa State

Game Time: 5:06 PM  
 Game Duration: 2:00  
 Attendance: 1,168

Officials: Ray Nalik, Anirio Petty, Chance Moore

TCU - 76

Record: 12-10 (5-8)

NO.	Name	Min	FG	3P	FT	Rebounds	Fouls	TP	AS	TO	ST	Blocks	BS BA	+/-
			M-A	M-A	M-A	OR DR TOT	PF FD							
5	Charles O'Bannon	F 24:16	3-7	3-5	2-2	2 1 3	1 1	11	0	0	2	1	0	4
21	Kevin Samuel	C 22:00	5-7	0-0	0-0	1 3 4	3 0	10	1	0	0	0	2	-5
1	Mike Miles	G 36:37	6-10	2-4	5-5	0 6 6	3 2	19	5	4	1	0	1	8
4	PJ Fuller	G 25:47	1-3	0-1	0-0	0 2 2	1 1	2	3	1	1	0	0	-8
22	RJ Nemphard	G 35:54	5-19	1-6	8-8	0 2 2	1 7	19	2	3	3	0	3	6
23	Jaedon LeDee	17:48	1-2	0-0	3-3	4 2 6	3 3	5	0	0	2	0	0	8
11	Taryn Todd	20:34	3-6	2-2	0-0	0 4 4	0 1	8	1	0	0	0	2	5
34	Kevin Easley	14:09	0-2	0-1	0-0	0 2 2	1 0	0	0	0	0	0	0	-3
15	Tarren Frank	02:55	1-1	0-0	0-0	0 0 0	0 0	0	0	0	0	0	0	0
Team						3 1 4		0		3				
Totals			25-57	8-19	18-18	10 23 33	13 15	76	12	12	9	1	8	4

Technical Fouls: NONE

Iowa State - 72

Record: 2-18 (0-15)

NO.	Name		Min	FG M-A	3P M-A	FT M-A	Rebounds OR DR TOT	Fouls PF TD	TP	AS	TO	ST	Blocks BS BA	+/-	
33	Solomon Young	F	22:22	3-4	0-0	4-4	1 3 4	2 6	10	2	2	1	3	0	0
5	Jalen Coleman-Lands	G	37:11	8-11	4-6	1-1	2 2 4	4 2	21	3	1	0	1	0	-1
23	Nate Schuster	G	02:00	0-2	0-0	0-0	0 0 0	0 0	0	0	0	0	0	1	-4
25	Eric Steyer	G	02:00	0-0	0-0	0-0	0 0 0	0 0	0	0	0	0	0	0	-4
45	Rasir Bolton	G	15:29	2-5	0-2	0-0	0 2 2	0 1	4	1	2	0	0	0	-7
1	Tyler Harris		26:47	3-9	1-6	0-0	1 2 3	5 1	7	2	3	1	0	0	-1
3	Tre Jackson		35:51	5-10	2-5	2-2	0 4 4	0 1	14	0	1	3	1	0	0
4	George Condit		17:38	1-4	0-0	0-0	2 2 4	1 0	2	2	0	0	0	2	-4
13	Javan Johnson		28:40	5-10	2-4	0-1	0 3 3	1 2	12	3	1	0	1	0	2
21	Jaden Walker		12:02	1-2	0-0	0-0	0 1 1	2 0	2	2	2	0	0	0	-1
Team							0 3 3		0	1					
Totals				28-57	9-23	7-8	6 22 28	15 13	72	15	13	5	8 1		-4

Technical Fouls: NONE

	TCU	ISU
Biggest lead	14 (1 <sup>st</sup> 4:00)	3 (2 <sup>nd</sup> 10:17)
Best Scoring Run	8 (1 <sup>st</sup> 4:00)	9 (1 <sup>st</sup> 1:01)
Lead Changes	2	
Times Tied	1	
Time with Lead	36:37	02:28

Points from Turnovers	TCU	ISU
Paint	30	28
Second Chance	9	9
Fast Breaks	14	6
Bench	15	37

Game Notes: Fouled Out: ISU #1 Harris (0:05.6) ♦

## GM 23 | TEXAS TECH 69 - TCU 49



Official Basketball Box Score - Final  
**TCU at Texas Tech**  
 03/02/21 Under Supermarkets Arena, Lubbock  
 2020-21 Men's Basketball

Game Time: 6:00 PM  
 Game Duration: 1:56  
 Attendance: 4,077

Officials: John Higgins, Tony Padilla, Jeb Hartness

TCU - 49

Record: 12-11 (5-9)

NO.	Name	Min	FG M-A	3P M-A	FT M-A	Reb OR DR TOT	Fouls PF FD	TP	AS	TO	ST	BS BA	+/-	
5	Charles O'Bannon	F 17:44	2-5	2-3	0-0	0 3 3	3 0	6	0	1	1	0	1	-22
21	Kevin Samuel	C 21:38	3-3	0-0	1-3	1 2 3	1 3	7	0	1	1	2	0	-11
1	Mike Miles	G 26:36	1-8	0-5	0-0	1 0 1	3 0	2	2	1	1	0	0	-21
4	PJ Fuller	G 30:14	3-8	0-3	0-1	2 2 4	1 4	6	2	3	2	0	2	-16
22	RJ Nemphard	G 31:02	4-12	1-3	1-1	3 1 4	1 1	10	2	4	0	1	1	-24
11	Taryn Todd	21:10	2-6	1-2	0-0	0 4 4	1 1	6	0	0	0	0	0	4
15	Tarren Frank	06:54	0-0	0-0	0-0	0 0 0	1 0	0	0	1	0	0	0	5
23	Jaedon LeDee	14:34	2-3	0-0	4-4	2 4 6	1 3	8	0	0	0	0	0	-4
34	Kevin Easley	21:30	2-4	0-1	0-0	1 1 2	3 1	4	1	2	1	0	0	2
0	Eddie Lampkin	03:48	0-0	0-0	0-0	1 0 1	0 1	0	0	0	0	0	0	-5
2	Mickey Pearson	04:50	0-0	0-0	0-0	0 0 0	0 0	0	0	0	0	0	0	-8
Team						0 0 0		0		2				
Totals			19-49	4-17	7-11	11 17 28	15 14	49	7	15	6	2	4	-20

Technical Fouls: NONE

Texas Tech - 69

Record: 16-8 (8-7)

NO.	Name	Min	FG	3P	FT	Rebounds	Fouls	TP	AS	TO	ST	Blocks	BS	+/-
			M-A	M-A	M-A	OR DR TOT	PF FD					BS	BA	
14	Marcus Santos-Silva	F 24:51	2-7	0-0	0-0	1 5 6	0 0	4	4	2	3	2	0	14
0	Mac McClung	G 17:47	2-4	0-1	0-0	0 1 1	2 1	4	6	1	0	0	0	5
5	Micha Peavy	G 24:44	3-7	0-0	1-2	3 4 7	1 3	7	2	2	1	0	0	22
11	Kyler Edwards	G 26:19	7-8	4-5	2-2	0 0 0	1 2	20	4	2	0	1	0	16
15	Kevin McCullar	G 26:02	4-8	1-3	0-1	1 4 5	3 3	9	2	1	1	1	1	16
1	Terrence Shannon, Jr.	22:08	3-7	1-2	1-2	0 0 0	1 2	8	2	0	1	1	0	12
3	Clarence Nadohly	14:51	1-3	0-1	0-0	0 2 2	1 1	2	0	0	0	0	1	9
10	Tyreek Smith	14:00	4-4	0-0	1-3	0 6 6	1 3	9	1	0	0	0	0	5
23	Chibuzo Agbo	12:13	2-4	0-1	0-0	1 0 1	1 0	4	1	0	0	0	0	7
50	Vladislav Goldin	07:08	1-3	0-0	0-0	1 0 1	1 0	2	0	0	1	0	0	-7
21	Avery Benson	09:57	0-1	0-0	0-0	0 0 0	2 0	0	0	0	0	0	0	1
Team							2 2 4			0	1			
Totals			29-56	6-13	5-10	13 20 33	14 15	69	22	9	7	4	2	20

Technical Fouls: NONE

# GM 25 | TEXAS 74 - TCU 64



Official Basketball Box Score - Final  
**Texas at TCU**  
 03/07/21 Ed and Rae Schollmaier Arena, Fort Worth  
 2020-21 Men's Basketball

Game Time: 6:00 PM  
 Game Duration: 1:56  
 Attendance: 2,229

Officials: Ray Natili, Kelly Self, Darron George

Texas - 76		Record: 17-7 (11-6)																				
NO.	Name	Min	FG M-A	3P M-A	FT M-A	Rebounds OR DR TOT	Fouls PF FO	TP	AS	TO	ST	Blocks BS BA	+/-	Shooting By Period								
4	Greg Brown	F 23:57	2-6	0-2	0-0	0 4 4	2 1	4	4	5	1	1 1	8	1 <sup>st</sup> FG%	14-27	51.9%	3PT%	3-8	37.5%	FT%	2-2	100%
20	Jericho Sims	F 26:24	6-7	0-0	1-2	0 3 3	2 3	13	1	2	0	1 0	13	2 <sup>nd</sup> FG%	16-29	55.2%	3PT%	8-15	53.3%	FT%	3-4	75%
1	Andrew Jones	G 29:03	5-7	4-4	2-2	0 5 5	3 1	16	3	2	0	0 0	9	GM FG%	30-56	53.6%	3PT%	11-23	47.8%	FT%	5-6	83.3%
2	Matt Coleman III	G 30:10	5-11	2-5	2-2	1 1 2	0 4	14	3	2	4	0 0	23	Dead Ball Rebounds: 1.1								
3	Courtney Ramey	G 33:00	5-9	3-5	0-0	1 4 5	1 3	13	6	3	0	1 8										
5	Royce Hamm Jr.	07:09	0-0	0-0	0-0	0 0 0	3 0	0	0	0	0	0 0	4									
22	Kai Jones	23:09	5-9	0-1	0-0	2 0 2	3 2	10	0	1	1	2 1	0									
13	Jase Febres	22:01	2-6	2-6	0-0	0 4 4	0 0	6	2	0	0	0 0	8									
30	Brock Cunningham	02:18	0-0	0-0	0-0	0 0 0	1 0	0	1	0	0	0 0	-7									
10	Donovan Williams	01:39	0-1	0-0	0-0	0 2 2	0 0	0	0	0	0	0 0	-2									
33	Kamaka Hepa	00:35	0-0	0-0	0-0	0 0 0	0 0	0	0	0	0	0 0	-2									
43	Andrew Deutser	00:35	0-0	0-0	0-0	0 0 0	0 0	0	0	0	0	0 0	-2									
Team						0 0 0		0		1												
Totals			30-56	11-23	5-6	4 23 27	15 14	76	20	16	9	4 3	12									

TCU - 64		Record: 12-13 (5-11)																				
NO.	Name	Min	FG M-A	3P M-A	FT M-A	Rebounds OR DR TOT	Fouls PF FO	TP	AS	TO	ST	Blocks BS BA	+/-	Shooting By Period								
5	Charles O'Bannon	F 21:14	2-5	2-5	0-0	0 2 2	1 0	6	2	0	1	1 0	-1	1 <sup>st</sup> FG%	10-24	41.7%	3PT%	4-9	44.4%	FT%	5-7	71.4%
21	Kevin Samuel	C 19:16	3-5	0-0	0-0	2 2 4	2 0	6	1	5	0	0 0	-12	2 <sup>nd</sup> FG%	14-27	51.9%	3PT%	4-12	33.3%	FT%	3-7	42.9%
1	Mike Miles	G 31:34	4-9	2-5	2-4	0 6 6	4 3	12	4	4	2	0 1	-9	GM FG%	24-51	47.1%	3PT%	8-21	38.1%	FT%	8-14	57.1%
4	PJ Fuller	G 27:40	3-6	1-3	0-1	0 2 2	3 3	7	3	2	0	0 0	-13	Dead Ball Rebounds: 3.0								
22	RJ Nembhard	G 35:59	3-8	2-4	5-7	1 1 2	0 4	13	4	5	0	1 -10										
23	Jaedon LeDee	20:44	2-5	0-0	1-2	1 2 3	2 3	5	0	2	1	0 0	0									
34	Kevin Easley	18:11	5-10	1-3	0-0	1 1 2	1 1	11	0	1	0	2 2	-13									
11	Taryn Todd	16:38	1-2	0-1	0-0	0 1 1	1 1	2	2	2	0	0 -4										
15	Terren Frank	06:59	1-1	0-0	0-0	1 2 3	0 0	2	1	0	0	0 -4										
13	Dylan Amette	00:35	0-0	0-0	0-0	0 0 0	0 0	0	0	0	0	0 2										
30	Harrison Young	00:35	0-0	0-0	0-0	0 0 0	0 0	0	0	0	0	0 2										
31	Owen Aschleris	00:35	0-0	0-0	0-0	0 0 0	0 0	0	1	0	0	0 2										
Team						0 3 3		0		1												
Totals			24-51	8-21	8-14	6 22 28	14 15	64	18	22	4	3 4	-12	Technical Fouls: NONE								

	UT	TCU	Points from	UT	TCU	Period by Period Scoring			
Biggest lead	18 (2 <sup>nd</sup> 2:49)	2 (1 <sup>st</sup> 18:37)	Turnovers	22	12	1st	2nd	TOT	
Best Scoring Run	8 (2 <sup>nd</sup> 10:43)	6 (1 <sup>st</sup> 5:26)	Paint	32	28	UT	33	43	76
Lead Changes	4		Second Chance	2	4		TCU	29	35
Times Tied	4		Fast Breaks	10	9				
Time with Lead	34:50	01:31	Bench	16	20				

## SPECIALTY STATS

### TCU/OPP

	In Paint	Off T/O	2nd Chance	Fast Break	Bench
Houston Baptist	34/24	16/6	11/2	11/2	24/10
Tulsa	18/38	18/8	18/8	9/9	21/18
Liberty	30/28	10/6	5/4	1/4	19/12
Northwestern St.	36/32	12/17	10/8	19/16	29/31
Oklahoma	32/36	9/12	16/11	9/13	35/20
Providence	38/42	12/26	3/17	15/10	11/23
Texas A&M	30/28	19/18	8/4	12/17	25/23
at Oklahoma State	42/50	10/27	12/15	10/18	19/35
North Dakota State	36/28	16/14	4/4	17/17	17/14
Prairie View A&M	32/30	11/17	7/5	11/13	9/24
at Kansas State	36/26	8/13	11/10	8/4	19/3
Kansas	32/46	12/13	2/10	12/14	32/21
Baylor	16/36	9/19	9/14	7/13	6/10
at Oklahoma	20/32	2/25	8/15	3/14	13/24
at Kansas	22/34	14/15	7/9	3/3	7/18
at Missouri	48/42	19/13	21/17	9/12	25/5
Oklahoma State	42/30	15/23	15/6	11/14	14/33
Iowa State	34/20	12/14	20/5	19/8	20/14
at Texas	16/32	8/19	5/5	2/6	16/7
Kansas State	16/30	9/10	8/9	8/4	9/11
West Virginia	32/26	11/15	4/8	10/18	17/25
at Iowa State	30/28	21/11	9/9	14/6	15/37
at Texas Tech	26/34	7/18	15/12	2/7	18/25
at West Virginia	30/20	10/15	12/11	7/19	24/4
Texas	28/33	12/22	4/2	9/10	20/16
Totals	756/805	302/196	244/220	238/262	464/463
Times Led	13/12	7/18	14/8	7/15	13/12

## CAREER DOUBLE-DOUBLES

### Kevin Samuel - 20

11 P, 10 R	West Virginia (2/23/21)
10 P, 11 R	Iowa State (2/9/21)
12 P, 14 R	Prairie View A&M (12/30/20)
12 P, 15 R	vs. Northwestern St. (12/3/20)
16 P, 18 R	vs. Tulsa (11/28/20)
11 P, 12 R	at Texas (2/19/20)
24 P, 18 R	at Arkansas (1/25/20)
11 P, 11 R	Texas Tech (1/21/20)
10 P, 15 R	at Kansas State (1/7/19)
14 P, 11 R	vs. Xavier (12/22/19)
10 P, 11 R	vs. Lamar (12/14/19)
17 P, 11 R	vs. USC (12/6/19)
11 P, 10 R	vs. Clemson (11/24/19)
19 P, 11 R	Air Force (11/18/19)
12 P, 12 R	Louisiana (11/12/19)
17 P, 12 R	Southwestern (11/7/19)
10 P, 12 R	at Texas Tech (1/28/19)
10 P, 13 R	vs. USC (12/7/18)
14 P, 10 R	vs. Fresno State (11/15/18)
11 P, 11 R	vs. Oral Roberts (11/11/18)

## GAME-BY-GAME STARTERS

Different starting lineups: 10

Players who have at least one start: 10

Opponent	Date	Score	W/L	Guard	Guard	Guard/Forward	Forward	Center	Record W/ Lineup
Houston Baptist	11/25/20	69-45	W	Farabello	Miles	O'Bannon	Easley	Samuel	1-0
vs. Tulsa	11/28/20	70-65	W	Farabello	Nembhard	O'Bannon	Easley	Samuel	-
vs. Liberty	11/29/20	56-52	W	Farabello	Nembhard	O'Bannon	Easley	Samuel	-
Northwestern St.	12/3/20	74-68	W	Farabello	Nembhard	O'Bannon	Easley	Samuel	3-0
Oklahoma	12/6/20	82-78	L	Farabello	Nembhard	Fuller	Easley	Samuel	0-1
Providence	12/9/20	79-70	L	Miles	Nembhard	Perason	LeDee	Samuel	0-1
vs. Texas A&M	12/12/20	73-55	W	Miles	Nembhard	Todd	Easley	Samuel	1-0
at Oklahoma St.	12/16/20	77-76	W	Miles	Nembhard	Fuller	Easley	Samuel	-
North Dakota St.	12/22/20	89-82	W	Miles	Nembhard	Fuller	Easley	Samuel	-
Prairie View A&M	12/30/20	66-61	W	Miles	Todd	Fuller	Easley	Samuel	1-0
at Kansas State	1/2/21	67-60	W	Miles	Nembhard	Fuller	Easley	Samuel	-
Kansas	1/5/21	93-64	L	Miles	Nembhard	Fuller	Easley	Samuel	-
Baylor	1/9/21	67-49	L	Miles	Nembhard	Fuller	Easley	Samuel	-
at Oklahoma	1/12/21	82-46	L	Miles	Nembhard	Fuller	Easley	Samuel	3-3
at Kansas	1/28/21	59-51	L	Miles	Nembhard	Todd	O'Bannon	Samuel	-
at Missouri	1/30/21	102-98 (OT)	L	Miles	Nembhard	Todd	O'Bannon	Samuel	0-2
Oklahoma State	2/3/21	81-78	W	Miles	Nembhard	Fuller	O'Bannon	Samuel	-
Iowa State	2/9/21	79-76	W	Nembhard	Fuller	Todd	O'Bannon	Samuel	1-0
at Texas	2/13/21	70-55	L	Miles	Nembhard	Fuller	O'Bannon	Samuel	-
Kansas State	2/20/21	62-54	L	Miles	Nembhard	Fuller	O'Bannon	Samuel	-
West Virginia	2/23/21	74-66	L	Miles	Nembhard	Fuller	O'Bannon	Samuel	-
at Iowa State	2/27/21	76-72	W	Miles	Nembhard	Fuller	O'Bannon	Samuel	-
at Texas Tech	3/2/21	69-49	L	Miles	Nembhard	Fuller	O'Bannon	Samuel	-
at West Virginia	3/4/21	76-67	L	Miles	Nembhard	Fuller	O'Bannon	Samuel	-
Texas	3/7/21	76-64	L	Miles	Nembhard	Fuller	O'Bannon	Samuel	2-6

## LAST TIME IT HAPPENED

### WON BY 30 POINTS

TCU +38 (98-65) vs. Louisiana (11/12/19)  
Opp. +36 (82-46) at Oklahoma (1/12/21)

### WON IN OVERTIME

TCU 67-60 vs. West Virginia (2/22/20)  
Opp. 102-98 at Missouri (1/30/21)

### WON IN DOUBLE OVERTIME

TCU 97-89 vs. UT Arlington (11/18/06)  
Opp. 99-98 at Texas (1/10/18)

### WON IN TRIPLE OVERTIME

TCU 108-99 vs. Texas State (11/24/09)  
Opp. 104-96 at West Virginia (2/26/19)

### 100 OR MORE POINTS

TCU 100 vs. Tennessee Tech (11/13/17)  
Opp. 102 at Missouri, OT (1/30/21)

### 50 OR FEWER POINTS

TCU 49 at Texas Tech (3/2/21)  
Opp. 42 at Texas Tech (2/10/20)

### 40 OR FEWER POINTS

TCU 40 at Baylor (1/12/13)  
Opp. 40 vs. Oklahoma State (1/11/20)

### 90 OR MORE POINTS IN A LOSS

TCU 98 (102-98, OT) at Missouri (1/30/21)  
Opp. 92 (94-92, OT) at Iowa (3/19/20)

### 60 OR FEWER POINTS IN A VICTORY

TCU 56 (56-52) vs. Liberty (11/29/20)  
Opp. 53 (53-49) vs. Kansas State (3/11/20)

### 60% OR BETTER FIELD GOALS

TCU .600 vs. Providence (12/9/20)  
Opp. .604 (32-53) at Texas Tech (2/10/20)

### 30% OR WORSE FIELD GOALS

TCU .267 (12-45) at Texas Tech (2/10/20)  
Opp. .229 (11-48) at Texas Tech (1/17/15)

### 90% OR BETTER FREE THROWS (MIN. 10 MADE)

TCU .909 (10-11) at Oklahoma State (2/18/19)  
Opp. .917 (11-12) at West Virginia (2/12/18)

### 40% OR WORSE FREE THROWS

TCU .333 (3-9) vs. Kansas (2/8/20)  
Opp. .250 (1-4) vs. Sam Houston State (3/20/19)

### 30 OR MORE FREE THROWS MADE

TCU 41 (24-41) vs. Wofford (12/10/16)  
Opp. 32 (32-44) vs. St. Bonaventure (11/25/17)

### 5 OR FEWER FREE THROWS MADE

TCU 5 (5-11) at Kansas (1/28/21)  
Opp. 1(1-4) vs. Sam Houston State (3/20/19)

### 0 FREE THROWS MADE

TCU 0, at Vanderbilt (1/27/18)  
Opp. 0, vs. Wichita State (12/8/08)

### 40 OR MORE FREE THROWS ATTEMPTED

TCU 30 (30-37) vs. SMU (12/5/17)  
Opp. 44 (32-44) vs. St. Bonaventure (11/25/17)

### 80%+ 3-POINTERS

TCU .875 (7-8) vs. Stephen F. Austin (12/8/03)  
Opp. .833 (10-12) vs. Washington (11/30/16)

### 70%+ 3-POINTERS

TCU .739 (17-23) at UNLV (3/13/08)  
Opp. .700 (7-10) vs. West Virginia (2/9/13)

### 60%+ 3-POINTERS

TCU .667 (6-9) at Rice (12/22/12)  
Opp. .600 (9-15) vs. Texas Tech (1/18/16)

### 0 3-POINTERS

TCU 0 (0-9) vs. Oklahoma State (2/14/15)  
Opp. 0 (0-10) vs. Prairie View A&M (12/11/15)

### 10+ 3-POINTERS

TCU 11, vs. North Dakota State (12/22/20)  
Opp. 11, vs. Texas (3/7/21)

### 15+ 3-POINTERS

TCU 15, vs. Kansas State (2/15/20)  
Opp. 15, at Baylor (2/2/19)

### 60 OR MORE REBOUNDS

TCU 63, vs. Grambling State (12/30/02)  
Opp. 61, at SMU (1/25/97)

### 50 OR MORE REBOUNDS

TCU 51, vs. Iowa State (2/9/21)  
Opp. 52, at West Virginia, 3OT (2/26/19)

### 20 OR MORE OFFENSIVE REBOUNDS

TCU 21, vs. Iowa State (2/9/21)  
Opp. 20, at SMU (12/5/18)

### 25 OR FEWER REBOUNDS

TCU 20, vs. Kansas (1/5/21)  
Opp. 23, at Texas (2/19/20)

### OUT-REBOUNDED OPPONENT BY 20+

TCU 22 (51-29) vs. Texas Southern (12/18/17)  
Opp. 21 (41-20) vs. Kansas (1/5/21)

### OUT-REBOUNDED OPPONENT BY 15+

TCU 17 51-34) vs. Iowa State (2/9/21)  
Opp. 21 (41-20) vs. Kansas (1/5/21)

### 20 OR MORE SECOND CHANCE POINTS

TCU 20, vs. Iowa State (2/9/21)  
Opp. 21, vs. Nebraska (3/24/19)

### 30+ ASSISTS

TCU 31, vs. Eastern Michigan (11/26/18)  
Opp. 34, at South Florida (1/5/02)

### 20+ ASSISTS

TCU 22, vs. Texas A&M (12/12/20)  
Opp. 20, vs. Texas (3/7/21)

### 20+ STEALS

TCU 30, vs. Arkansas-Pine Bluff (12/30/00)  
Opp. 20, vs. Air Force (1/21/10)

### 15+ STEALS

TCU 17, at West Virginia, 3OT (2/26/19)  
Opp. 15, at West Virginia (2/13/16)

### 10+ BLOCKED SHOTS

TCU 10, vs. Kansas (2/8/20)  
Opp. 10, vs. Oklahoma (3/7/20)

### 10 OR FEWER TURNOVERS

TCU 8, vs. Oklahoma (12/6/20)  
Opp. 9, vs. Iowa State (2/9/21)

### 5 OR FEWER TURNOVERS

TCU 4, vs. Iowa State (1/17/18)  
Opp. 5, at Oklahoma (1/12/21)

### 30+ TURNOVERS

TCU 31, at Houston (11/12/94)  
Opp. 35, vs. Austin College (11/11/11)

### 55+ POINTS IN A HALF

TCU 56 (2nd) at Iowa State (2/9/19)  
Opp. 57 (2nd) at Oklahoma State (1/23/17)

### 50+ POINTS IN A HALF

TCU 54 (2nd) vs. Baylor (2/29/20)  
Opp. 51 (2nd) at Missouri (1/30/21)

### 20+ POINT LEAD AT HALFTIME

TCU 22 (38-16) vs. Houston Baptist (11/25/20)  
Opp. 25 (45-20) at Texas Tech (2/10/20)

### 20 OR FEWER POINTS IN A HALF

TCU 19 (1st) at Kansas (1/28/21)  
Opp. 18 (1st) at Kansas (1/28/21)

### DID NOT ATTEMPT A FREE THROW IN A HALF

TCU 0 (1st) vs. Kansas State (2/15/20)  
Opp. 0 (1st) vs. Sam Houston State (3/20/19)

### 0 TURNOVERS IN A HALF

TCU Not since prior to the 2000-01 season  
Opp. 0 (2nd) at Texas Tech (2/23/16)

### PLAYER W/ 40+ POINTS

TCU 42, Junior Blount at Tulane (2/26/02)  
Opp. 41, Austin Reaves vs. Oklahoma (3/7/20)

### PLAYER W/ 30+ POINTS

TCU 31, RJ Nembhard vs. Iowa State (1/4/19)  
Opp. 32, Austin Reaves vs. Oklahoma (12/6/20)

### TWO PLAYERS W/ 20+ POINTS

TCU 26, Mike Miles; 22, RJ Nembhard vs. NDSU (12/22/20)  
Opp. 36, JXavier Penson; 33, Jeremiah Tilmon at MU (1/30/21)

### PLAYER W/ 20+ REBOUNDS

TCU 20, Adrick McKinney vs. Houston (12/4/12)  
Opp. 21, Derek Culver, at West Virginia, 3OT (2/26/19)

### PLAYER W/ 15+ REBOUNDS

TCU 15, Kevin Samuel vs. Northwestern St. (12/3/20)  
Opp. 17, Freddie Gillespie vs. Baylor (2/29/20)

### PLAYER W/ 8+ OFFENSIVE REBOUNDS

TCU 8, Kevin Samuel vs. Tulsa (11/28/20)  
Opp. 8, Udoka Azubuike at Kansas (3/4/20)

### PLAYER W/ 15+ ASSISTS

TCU 17, Alex Robinson vs. Iowa State (1/17/18)  
Opp. 17, Tito Maddux vs. Fresno State (1/10/01)

### PLAYER W/ 10+ ASSISTS

TCU 10, Desmond Bane vs. West Virginia (2/22/20)  
Opp. 11, Isaac Likekele at Oklahoma State (2/5/20)

### PLAYER W/ 10+ STEALS

TCU 12, Greedy Daniels vs. Arkansas-Pine Bluff (12/30/00)  
Opp. N/A

### PLAYER W/ 5+ STEALS

TCU 6, Kendrick Davis vs. Oklahoma (2/16/19)  
Opp. 5, Jarrett Culver vs. Texas Tech (3/2/19)

### PLAYER W/ 10+ BLOCKED SHOTS

TCU 11, Derrick Davenport at Alaska-Fairbanks (11/20/99)  
Opp. 12, Joel Anthony at UNLV (2/7/07)

### PLAYER W/ 5+ BLOCKED SHOTS

TCU 5, Kevin Samuel vs. Kansas State (2/20/21)  
Opp. 5, Udoka Azubuike vs. Kansas (2/8/20)

### PLAYER MADE 12 FIELD GOALS

TCU 12, Mike Miles at Missouri (1/30/21)  
Opp. 13, Jeremiah Tilmon at Missouri (1/30/21)

### PLAYER MADE 7+ 3-POINTERS

TCU 7, Desmond Bane vs. Louisiana (11/12/19)  
Opp. 8, Xavier Pinson at Missouri, OT (1/30/21)

### PLAYER MADE 6+ 3-POINTERS

TCU 6, Desmond Bane/Edirc Dennis at Kansas (3/4/20)  
Opp. 8, Xavier Pinson at Missouri, OT (1/30/21)

### PLAYER MADE 10 FREE THROWS

TCU 11 (11-13), RJ Nembhard vs. Iowa State (2/9/21)  
Opp. 16 (16-18), Austin Reaves vs. Oklahoma (12/6/20)

### SIX PLAYERS SCORED 10+ POINTS

TCU 6, Bane, Dennis, Fuller, Grayer, Nembhard, Samuel vs. Louisiana (11/12/19)



## TCU GAME-BY-GAME

				Total		3-Pointers		Free throws		Rebounds											
Opponent	Date	Score		FG-FGA	PCT	3FG-FGA	PCT	FT-FTA	PCT	OFF	DEF	TOT	AVG	PF	A	TO	BLK	STL	PTS	AVG	
Houston Baptist	11/25/2020	69-45	W	28-61	.459	7-26	.269	6-13	.462	13	31	44	44.0	14	15	10	7	8	69	69.0	
vs Tulsa	11/28/2020	70-65	W	20-55	.364	11-27	.407	19-30	.633	18	21	39	41.5	14	13	13	2	6	70	69.5	
vs Liberty	11/29/2020	56-52	W	20-50	.400	4-15	.267	12-16	.750	4	32	36	39.7	13	6	10	1	4	56	65.0	
Northwestern St.	12/03/2020	74-68	W	30-64	.469	7-26	.269	7-14	.500	11	33	44	40.8	13	18	13	6	6	74	67.3	
Oklahoma	12/06/2020	78-82	L	28-64	.438	10-28	.357	12-15	.800	12	21	33	39.2	18	15	8	5	4	78	69.4	
Providence	12/09/2020	70-79	L	27-45	.600	6-14	.429	10-14	.714	4	16	20	36.0	18	18	19	5	8	70	69.5	
vs Texas A&M	12/12/2020	73-55	W	26-50	.520	10-23	.435	11-16	.688	9	24	33	35.6	17	22	18	2	9	73	70.0	
at Oklahoma St.	12/16/2020	77-76	W	30-55	.545	8-17	.471	9-15	.600	7	29	36	35.6	19	12	20	9	5	77	70.9	
North Dakota St.	12/22/2020	89-82	W	34-58	.586	11-24	.458	10-19	.526	4	25	29	34.9	16	23	11	4	4	89	72.9	
Prairie View	12/30/2020	66-61	W	22-58	.379	5-20	.250	17-30	.567	14	33	47	36.1	12	16	14	4	7	66	72.2	
at Kansas St.	01/02/2021	67-60	W	23-51	.451	3-13	.231	18-22	.818	11	29	40	36.5	9	11	12	2	8	67	71.7	
Kansas	01/05/2021	64-93	L	24-56	.429	8-19	.421	6-10	.600	5	15	20	35.1	13	15	10	0	2	64	71.1	
Baylor	01/09/2021	49-67	L	15-45	.333	6-19	.316	13-18	.722	11	27	38	35.3	16	10	22	3	8	49	69.4	
at Oklahoma	01/12/2021	46-82	L	18-52	.346	4-19	.211	6-17	.353	10	25	35	35.3	9	7	16	4	3	46	67.7	
at Kansas	01/28/2021	51-59	L	19-54	.352	8-21	.381	5-11	.455	11	27	38	35.5	17	10	22	1	7	51	66.6	
at Missouri	01/30/2021	98-102	Lot	39-71	.549	7-16	.438	13-17	.765	10	21	31	35.2	23	12	8	1	8	98	68.6	
Oklahoma St.	02/03/2021	81-78	W	30-61	.492	5-15	.333	16-21	.762	11	24	35	35.2	22	17	13	6	6	81	69.3	
Iowa St.	02/09/2021	79-76	W	25-65	.385	7-19	.368	22-31	.710	21	30	51	36.1	18	14	10	7	4	79	69.8	
at Texas	02/13/2021	55-70	L	19-52	.365	7-21	.333	10-13	.769	8	23	31	35.8	13	6	15	2	5	55	69.1	
Kansas St.	02/20/2021	54-62	L	15-47	.319	4-18	.222	20-23	.870	9	23	32	35.6	12	6	14	6	7	54	68.3	
West Virginia	02/23/2021	66-74	L	24-49	.490	8-23	.348	10-17	.588	3	27	30	35.3	23	19	13	2	6	66	68.2	
at Iowa St.	02/27/2021	76-72	W	25-57	.439	8-19	.421	18-18	1.000	10	23	33	35.2	13	12	12	1	9	76	68.5	
at Texas Tech	03/02/2021	49-69	L	19-49	.388	4-17	.235	7-11	.636	11	17	28	34.9	15	7	15	2	6	49	67.7	
at West Virginia	03/04/2021	67-76	L	21-54	.389	5-19	.263	20-26	.769	11	24	35	34.9	23	10	14	2	5	67	67.7	
Texas	03/07/2021	64-76	L	24-51	.471	8-21	.381	8-14	.571	6	22	28	34.6	14	18	22	3	4	64	67.5	
Total		1688		605-1374	.440	171-499	.343	305-451	.676	244	622	866	34.6	394	332	354	87	149	1688	67.5	
Opponents		1781		656-1465	.448	170-507	.335	299-431	.694	256	600	856	34.2	408	389	288	92	173	1781	71.2	

### TCU Averages

Games Played	Points/game	FG Pct	3FG Pct	FT Pct	Rebounds/game	Assists/game	Turnovers/game	Assist/Turnover ratio	Steals/game	Blocks/game
25	67.5	44.0	34.3	67.6	34.6	13.3	14.2	0.9	6.0	3.5

## OPPONENT GAME-BY-GAME

				Total		3-Pointers		Free throws		Rebounds											
Opponent	Date	Score		FG-FGA	PCT	3FG-FGA	PCT	FT-FTA	PCT	OFF	DEF	TOT	AVG	PF	A	TO	BLK	STL	PTS	AVG	
Houston Baptist	11/25/2020	69-45	W	18-56	.321	3-13	.231	6-7	.857	8	23	31	31.0	9	11	13	2	4	45	45.0	
vs Tulsa	11/28/2020	70-65	W	27-54	.500	4-18	.222	7-14	.500	10	22	32	31.5	20	13	12	2	6	65	55.0	
vs Liberty	11/29/2020	56-52	W	21-55	.382	6-28	.214	4-8	.500	3	27	30	31.0	13	7	9	2	3	52	54.0	
Northwestern St.	12/03/2020	74-68	W	25-65	.385	5-20	.250	13-16	.813	8	27	35	32.0	14	16	10	3	10	68	57.5	
Oklahoma	12/06/2020	78-82	L	28-54	.519	6-18	.333	20-24	.833	8	23	31	31.8	13	17	8	3	4	82	62.4	
Providence	12/09/2020	70-79	L	33-63	.524	7-16	.438	6-13	.462	18	15	33	32.0	15	22	12	2	10	79	65.2	
vs Texas A&M	12/12/2020	73-55	W	18-47	.383	4-17	.235	15-21	.714	9	17	26	31.1	18	11	20	1	10	55	63.7	
at Oklahoma St.	12/16/2020	77-76	W	28-67	.418	3-17	.176	17-26	.654	15	22	37	31.9	17	13	13	2	11	76	65.3	
North Dakota St.	12/22/2020	89-82	W	28-58	.483	13-29	.448	13-16	.813	6	28	34	32.1	21	20	16	2	5	82	67.1	
Prairie View	12/30/2020	66-61	W	24-66	.364	6-26	.231	7-12	.583	12	31	43	33.2	25	10	15	8	10	61	66.5	
at Kansas St.	01/02/2021	67-60	W	24-65	.369	7-25	.280	5-7	.714	13	19	32	33.1	18	15	9	1	6	60	65.9	
Kansas	01/05/2021	64-93	L	35-62	.565	8-20	.400	15-20	.750	14	27	41	33.8	12	21	8	4	5	93	68.2	
Baylor	01/09/2021	49-67	L	25-55	.455	6-19	.316	11-19	.579	9	23	32	33.6	20	17	10	3	10	67	68.1	
at Oklahoma	01/12/2021	46-82	L	32-69	.464	12-27	.444	6-6	1.000	11	31	42	34.2	16	20	5	5	8	82	69.1	
at Kansas	01/28/2021	51-59	L	23-56	.411	4-17	.235	9-16	.563	8	27	35	34.3	13	11	15	7	8	59	68.4	
at Missouri	01/30/2021	98-102	Lot	35-61	.574	11-23	.478	21-35	.600	11	25	36	34.4	16	19	11	7	4	102	70.5	
Oklahoma St.	02/03/2021	81-78	W	24-49	.490	8-15	.533	22-32	.688	5	23	28	34.0	19	15	11	8	5	78	70.9	
Iowa St.	02/09/2021	79-76	W	24-62	.387	7-23	.304	21-24	.875	11	23	34	34.0	22	13	9	5	6	76	71.2	
at Texas	02/13/2021	55-70	L	28-57	.491	6-21	.286	8-13	.615	10	27	37	34.2	14	15	11	4	6	70	71.2	
Kansas St.	02/20/2021	54-62	L	23-57	.404	5-14	.357	11-15	.733	13	25	38	34.4	18	14	11	0	5	62	70.7	
West Virginia	02/23/2021	66-74	L	25-57	.439	5-21	.238	19-33	.576	13	25	38	34.5	14	19	9	1	9	74	70.9	
at Iowa St.	02/27/2021	76-72	W	28-57	.491	9-23	.391	7-8	.875	6	22	28	34.2	15	15	13	8	5	72	70.9	
at Texas Tech	03/02/2021	49-69	L	29-56	.518	6-13	.462	5-10	.500	13	20	33	34.2	14	22	9	4	7	69	70.8	
at West Virginia	03/04/2021	67-76	L	21-61	.344	8-21	.381	26-30	.867	18	25	43	34.5	17	13	13	4	7	76	71.0	
Texas	03/07/2021	64-76	L	30-56	.536	11-23	.478	5-6	.833	4	23	27	34.2	15	20	16	4	9	76	71.2	
Total		1781		656-1465	.448	170-507	.335	299-431	.694	256	600	856	34.2	408	389	288	92	173	1781	71.2	
TCU		1688		605-1374	.440	171-499	.343	305-451	.676	244	622	866	34.6	394	332	354	87	149	1688	67.5	

### Opponents Averages

Games Played	Points/game	FG Pct	3FG Pct	FT Pct	Rebounds/game	Assists/game	Turnovers/game	Assist/Turnover ratio	Steals/game	Blocks/game
25	71.2	44.8	33.5	69.4	34.2	15.6	11.5	1.4	6.9	3.7

## TCU TEAM HIGHS

### TCU - Game Highs

<b>POINTS</b>	98	at Missouri (01/30/2021)
	89	North Dakota St. (12/22/2020)
	81	Oklahoma St. (02/03/2021)
	79	Iowa St. (02/09/2021)
	78	Oklahoma (12/06/2020)
<b>FIELD GOALS MADE</b>	39	at Missouri (01/30/2021)
	34	North Dakota St. (12/22/2020)
<b>FIELD GOAL ATTEMPTS</b>	71	at Missouri (01/30/2021)
	65	Iowa St. (02/09/2021)
<b>FIELD GOAL PERCENTAGE</b>	.600 (27-45)	Providence (12/09/2020)
	.586 (34-58)	North Dakota St. (12/22/2020)
<b>3 PT FG MADE</b>	11	North Dakota St. (12/22/2020)
	11	vs Tulsa (N) (11/28/2020)
<b>3 PT FG ATTEMPTS</b>	28	Oklahoma (12/06/2020)
	27	vs Tulsa (N) (11/28/2020)
<b>3 PT FG PERCENTAGE</b>	.471 (8-17)	at Oklahoma St. (12/16/2020)
	.458 (11-24)	North Dakota St. (12/22/2020)
<b>FREE THROWS MADE</b>	22	Iowa St. (02/09/2021)
	20	at West Virginia (03/04/2021)
	20	Kansas St. (02/20/2021)
<b>FREE THROW ATTEMPTS</b>	31	Iowa St. (02/09/2021)
	30	Prairie View (12/30/2020)
	30	vs Tulsa (N) (11/28/2020)
<b>FREE THROW PERCENTAGE</b>	1.000 (18-18)	at Iowa St. (02/27/2021)
	.870 (20-23)	Kansas St. (02/20/2021)
<b>REBOUNDS</b>	51	Iowa St. (02/09/2021)
	47	Prairie View (12/30/2020)
<b>ASSISTS</b>	23	North Dakota St. (12/22/2020)
	22	vs Texas A&M (N) (12/12/2020)
<b>STEALS</b>	9	at Iowa St. (02/27/2021)
	9	vs Texas A&M (N) (12/12/2020)
<b>BLOCKED SHOTS</b>	9	at Oklahoma St. (12/16/2020)
	7	Iowa St. (02/09/2021)
	7	Houston Baptist (11/25/2020)
<b>TURNOVERS</b>	22	Texas (03/07/2021)
	22	at Kansas (01/28/2021)
	22	Baylor (01/09/2021)
<b>FOULS</b>	23	at West Virginia (03/04/2021)
	23	West Virginia (02/23/2021)
	23	at Missouri (01/30/2021)

## TCU TEAM LOWS

### TCU - Game Lows

<b>POINTS</b>	46	at Oklahoma (01/12/2021)
	49	at Texas Tech (03/02/2021)
	49	Baylor (01/09/2021)
	51	at Kansas (01/28/2021)
	54	Kansas St. (02/20/2021)
<b>FIELD GOALS MADE</b>	15	Kansas St. (02/20/2021)
	15	Baylor (01/09/2021)
<b>FIELD GOAL ATTEMPTS</b>	45	Baylor (01/09/2021)
	45	Providence (12/09/2020)
<b>FIELD GOAL PERCENTAGE</b>	.319 (15-47)	Kansas St. (02/20/2021)
	.333 (15-45)	Baylor (01/09/2021)
<b>3 PT FG MADE</b>	3	at Kansas St. (01/02/2021)
	4	at Texas Tech (03/02/2021)
	4	Kansas St. (02/20/2021)
	4	at Oklahoma (01/12/2021)
	4	vs Liberty (N) (11/29/2020)
<b>3 PT FG ATTEMPTS</b>	13	at Kansas St. (01/02/2021)
	14	Providence (12/09/2020)
<b>3 PT FG PERCENTAGE</b>	.211 (4-19)	at Oklahoma (01/12/2021)
	.222 (4-18)	Kansas St. (02/20/2021)
<b>FREE THROWS MADE</b>	5	at Kansas (01/28/2021)
	6	at Oklahoma (01/12/2021)
	6	Kansas (01/05/2021)
	6	Houston Baptist (11/25/2020)
<b>FREE THROW ATTEMPTS</b>	10	Kansas (01/05/2021)
	11	at Texas Tech (03/02/2021)
	11	at Kansas (01/28/2021)
<b>FREE THROW PERCENTAGE</b>	.353 (6-17)	at Oklahoma (01/12/2021)
	.455 (5-11)	at Kansas (01/28/2021)
<b>REBOUNDS</b>	20	Kansas (01/05/2021)
	20	Providence (12/09/2020)
<b>ASSISTS</b>	6	Kansas St. (02/20/2021)
	6	at Texas (02/13/2021)
	6	vs Liberty (N) (11/29/2020)
<b>STEALS</b>	2	Kansas (01/05/2021)
	3	at Oklahoma (01/12/2021)
<b>BLOCKED SHOTS</b>	0	Kansas (01/05/2021)
	1	at Iowa St. (02/27/2021)
	1	at Missouri (01/30/2021)
	1	at Kansas (01/28/2021)
	1	vs Liberty (N) (11/29/2020)
<b>TURNOVERS</b>	8	at Missouri (01/30/2021)
	8	Oklahoma (12/06/2020)
<b>FOULS</b>	9	at Oklahoma (01/12/2021)
	9	at Kansas St. (01/02/2021)

## OPPONENT TEAM HIGHS

### Opponent - Game Highs

<b>POINTS</b>	102	at Missouri (01/30/2021)
	93	Kansas (01/05/2021)
	82	at Oklahoma (01/12/2021)
	82	North Dakota St. (12/22/2020)
	82	Oklahoma (12/06/2020)
<b>FIELD GOALS MADE</b>	35	at Missouri (01/30/2021)
	35	Kansas (01/05/2021)
<b>FIELD GOAL ATTEMPTS</b>	69	at Oklahoma (01/12/2021)
	67	at Oklahoma St. (12/16/2020)
<b>FIELD GOAL PERCENTAGE</b>	.574 (35-61)	at Missouri (01/30/2021)
	.565 (35-62)	Kansas (01/05/2021)
<b>3 PT FG MADE</b>	13	North Dakota St. (12/22/2020)
	12	at Oklahoma (01/12/2021)
<b>3 PT FG ATTEMPTS</b>	29	North Dakota St. (12/22/2020)
	28	vs Liberty (N) (11/29/2020)
<b>3 PT FG PERCENTAGE</b>	.533 (8-15)	Oklahoma St. (02/03/2021)
	.478 (11-23)	Texas (03/07/2021)
	.478 (11-23)	at Missouri (01/30/2021)
<b>FREE THROWS MADE</b>	26	at West Virginia (03/04/2021)
	22	Oklahoma St. (02/03/2021)
<b>FREE THROW ATTEMPTS</b>	35	at Missouri (01/30/2021)
	33	West Virginia (02/23/2021)
<b>FREE THROW PERCENTAGE</b>	1.000 (6-6)	at Oklahoma (01/12/2021)
	.875 (21-24)	Iowa St. (02/09/2021)
	.875 (7-8)	at Iowa St. (02/27/2021)
<b>REBOUNDS</b>	43	at West Virginia (03/04/2021)
	43	Prairie View (12/30/2020)
<b>ASSISTS</b>	22	at Texas Tech (03/02/2021)
	22	Providence (12/09/2020)
<b>STEALS</b>	11	at Oklahoma St. (12/16/2020)
	10	Baylor (01/09/2021)
	10	Prairie View (12/30/2020)
	10	vs Texas A&M (N) (12/12/2020)
	10	Providence (12/09/2020)
	10	Northwestern St. (12/03/2020)
<b>BLOCKED SHOTS</b>	8	at Iowa St. (02/27/2021)
	8	Oklahoma St. (02/03/2021)
	8	Prairie View (12/30/2020)
<b>TURNOVERS</b>	20	vs Texas A&M (N) (12/12/2020)
	16	Texas (03/07/2021)
	16	North Dakota St. (12/22/2020)
<b>FOULS</b>	25	Prairie View (12/30/2020)
	22	Iowa St. (02/09/2021)

## OPPONENT TEAM LOWS

### Opponent - Game Lows

<b>POINTS</b>	45	Houston Baptist (11/25/2020)
	52	vs Liberty (N) (11/29/2020)
	55	vs Texas A&M (N) (12/12/2020)
	59	at Kansas (01/28/2021)
	60	at Kansas St. (01/02/2021)
<b>FIELD GOALS MADE</b>	18	vs Texas A&M (N) (12/12/2020)
	18	Houston Baptist (11/25/2020)
<b>FIELD GOAL ATTEMPTS</b>	47	vs Texas A&M (N) (12/12/2020)
	49	Oklahoma St. (02/03/2021)
<b>FIELD GOAL PERCENTAGE</b>	.321 (18-56)	Houston Baptist (11/25/2020)
	.344 (21-61)	at West Virginia (03/04/2021)
<b>3 PT FG MADE</b>	3	at Oklahoma St. (12/16/2020)
	3	Houston Baptist (11/25/2020)
<b>3 PT FG ATTEMPTS</b>	13	at Texas Tech (03/02/2021)
	13	Houston Baptist (11/25/2020)
<b>3 PT FG PERCENTAGE</b>	.176 (3-17)	at Oklahoma St. (12/16/2020)
	.214 (6-28)	vs Liberty (N) (11/29/2020)
<b>FREE THROWS MADE</b>	4	vs Liberty (N) (11/29/2020)
	5	Texas (03/07/2021)
	5	at Texas Tech (03/02/2021)
	5	at Kansas St. (01/02/2021)
<b>FREE THROW ATTEMPTS</b>	6	Texas (03/07/2021)
	6	at Oklahoma (01/12/2021)
<b>FREE THROW PERCENTAGE</b>	.462 (6-13)	Providence (12/09/2020)
	.500 (7-14)	vs Tulsa (N) (11/28/2020)
	.500 (5-10)	at Texas Tech (03/02/2021)
	.500 (4-8)	vs Liberty (N) (11/29/2020)
<b>REBOUNDS</b>	26	vs Texas A&M (N) (12/12/2020)
	27	Texas (03/07/2021)
<b>ASSISTS</b>	7	vs Liberty (N) (11/29/2020)
	10	Prairie View (12/30/2020)
<b>STEALS</b>	3	vs Liberty (N) (11/29/2020)
	4	at Missouri (01/30/2021)
	4	Oklahoma (12/06/2020)
	4	Houston Baptist (11/25/2020)
<b>BLOCKED SHOTS</b>	0	Kansas St. (02/20/2021)
	1	West Virginia (02/23/2021)
	1	at Kansas St. (01/02/2021)
	1	vs Texas A&M (N) (12/12/2020)
<b>TURNOVERS</b>	5	at Oklahoma (01/12/2021)
	8	Kansas (01/05/2021)
	8	Oklahoma (12/06/2020)
<b>FOULS</b>	9	Houston Baptist (11/25/2020)
	12	Kansas (01/05/2021)

## TCU INDIVIDUAL HIGHS

### TCU - Individual Game Highs

<b>POINTS</b>	28	Mike Miles at Missouri (01/30/2021)
	26	Mike Miles vs North Dakota St. (12/22/2020)
	25	RJ Nembhard vs Providence (12/09/2020)
	23	RJ Nembhard vs Northwestern St. (12/03/2020)
	22	RJ Nembhard vs North Dakota St. (12/22/2020)
<b>FIELD GOALS MADE</b>	12	Mike Miles at Missouri (01/30/2021)
	11	Mike Miles vs North Dakota St. (12/22/2020)
	11	RJ Nembhard vs Providence (12/09/2020)
<b>FIELD GOAL ATTEMPTS</b>	20	Mike Miles at Missouri (01/30/2021)
	19	RJ Nembhard at Iowa St. (02/27/2021)
<b>FIELD GOAL PERCENTAGE (min 5 made)</b>	.833 (5-6)	Charles O'Bannon vs Oklahoma St. (02/03/2021)
	.833 (5-6)	Kevin Samuel vs Providence (12/09/2020)
<b>3 PT FG MADE</b>	5	Mike Miles at Kansas (01/28/2021)
	4	Charles O'Bannon vs Kansas (01/05/2021)
	4	Mike Miles vs North Dakota St. (12/22/2020)
<b>3 PT FG ATTEMPTS</b>	8	Mike Miles at Kansas (01/28/2021)
	8	Mike Miles vs Baylor (01/09/2021)
<b>3 PT FG PERCENTAGE (min 2 made)</b>	1.000 (3-3)	RJ Nembhard vs North Dakota St. (12/22/2020)
	1.000 (2-2)	Taryn Todd at Iowa St. (02/27/2021)
	1.000 (2-2)	Francisco Farabello at Kansas St. (01/02/2021)
<b>FREE THROWS MADE</b>	11	RJ Nembhard vs Iowa St. (02/09/2021)
	8	RJ Nembhard at Iowa St. (02/27/2021)
	8	Mike Miles vs Baylor (01/09/2021)
	8	Kevin Easley at Kansas St. (01/02/2021)
	8	Mike Miles vs Prairie View (12/30/2020)
	8	RJ Nembhard vs Liberty (N) (11/29/2020)
<b>FREE THROW ATTEMPTS</b>	13	RJ Nembhard vs Iowa St. (02/09/2021)
	11	Kevin Samuel vs Tulsa (N) (11/28/2020)
<b>FREE THROW PERCENTAGE (min 3 made)</b>	1.000 (8-8)	RJ Nembhard at Iowa St. (02/27/2021)
	1.000 (8-8)	Mike Miles vs Baylor (01/09/2021)
	1.000 (7-7)	Mike Miles vs Kansas St. (02/20/2021)
	1.000 (5-5)	Mike Miles at Iowa St. (02/27/2021)
	1.000 (4-4)	PJ Fuller at West Virginia (03/04/2021)
	1.000 (4-4)	Mike Miles at West Virginia (03/04/2021)
	1.000 (4-4)	Jaedon LeDee at Texas Tech (03/02/2021)
	1.000 (4-4)	RJ Nembhard at Kansas St. (01/02/2021)
	1.000 (4-4)	Mike Miles vs Providence (12/09/2020)
	1.000 (4-4)	Mike Miles vs Tulsa (N) (11/28/2020)
	1.000 (3-3)	Jaedon LeDee at Iowa St. (02/27/2021)
	1.000 (3-3)	PJ Fuller at Texas (02/13/2021)
	1.000 (3-3)	RJ Nembhard vs Oklahoma St. (02/03/2021)
	1.000 (3-3)	Charles O'Bannon vs Oklahoma St. (02/03/2021)
	1.000 (3-3)	PJ Fuller vs Texas A&M (N) (12/12/2020)
<b>REBOUNDS</b>	18	Kevin Samuel vs Tulsa (N) (11/28/2020)
	15	Kevin Samuel vs Northwestern St. (12/03/2020)
<b>ASSISTS</b>	9	RJ Nembhard vs West Virginia (02/23/2021)
	9	RJ Nembhard vs Texas A&M (N) (12/12/2020)



## OPPONENT INDIVIDUAL HIGHS

### TCU - Individual Game Highs

<b>POINTS</b>	28	Mike Miles at Missouri (01/30/2021)
	26	Mike Miles vs North Dakota St. (12/22/2020)
	25	RJ Nembhard vs Providence (12/09/2020)
	23	RJ Nembhard vs Northwestern St. (12/03/2020)
	22	RJ Nembhard vs North Dakota St. (12/22/2020)
<b>FIELD GOALS MADE</b>	12	Mike Miles at Missouri (01/30/2021)
	11	Mike Miles vs North Dakota St. (12/22/2020)
	11	RJ Nembhard vs Providence (12/09/2020)
<b>FIELD GOAL ATTEMPTS</b>	20	Mike Miles at Missouri (01/30/2021)
	19	RJ Nembhard at Iowa St. (02/27/2021)
<b>FIELD GOAL PERCENTAGE (min 5 made)</b>	.833 (5-6)	Charles O'Bannon vs Oklahoma St. (02/03/2021)
	.833 (5-6)	Kevin Samuel vs Providence (12/09/2020)
<b>3 PT FG MADE</b>	5	Mike Miles at Kansas (01/28/2021)
	4	Charles O'Bannon vs Kansas (01/05/2021)
	4	Mike Miles vs North Dakota St. (12/22/2020)
<b>3 PT FG ATTEMPTS</b>	8	Mike Miles at Kansas (01/28/2021)
	8	Mike Miles vs Baylor (01/09/2021)
<b>3 PT FG PERCENTAGE (min 2 made)</b>	1.000 (3-3)	RJ Nembhard vs North Dakota St. (12/22/2020)
	1.000 (2-2)	Taryn Todd at Iowa St. (02/27/2021)
	1.000 (2-2)	Francisco Farabello at Kansas St. (01/02/2021)
<b>FREE THROWS MADE</b>	11	RJ Nembhard vs Iowa St. (02/09/2021)
	8	RJ Nembhard at Iowa St. (02/27/2021)
	8	Mike Miles vs Baylor (01/09/2021)
	8	Kevin Easley at Kansas St. (01/02/2021)
	8	Mike Miles vs Prairie View (12/30/2020)
	8	RJ Nembhard vs Liberty (N) (11/29/2020)
<b>FREE THROW ATTEMPTS</b>	13	RJ Nembhard vs Iowa St. (02/09/2021)
	11	Kevin Samuel vs Tulsa (N) (11/28/2020)
<b>FREE THROW PERCENTAGE (min 3 made)</b>	1.000 (8-8)	RJ Nembhard at Iowa St. (02/27/2021)
	1.000 (8-8)	Mike Miles vs Baylor (01/09/2021)
	1.000 (7-7)	Mike Miles vs Kansas St. (02/20/2021)
	1.000 (5-5)	Mike Miles at Iowa St. (02/27/2021)
	1.000 (4-4)	PJ Fuller at West Virginia (03/04/2021)
	1.000 (4-4)	Mike Miles at West Virginia (03/04/2021)
	1.000 (4-4)	Jaedon LeDee at Texas Tech (03/02/2021)
	1.000 (4-4)	RJ Nembhard at Kansas St. (01/02/2021)
	1.000 (4-4)	Mike Miles vs Providence (12/09/2020)
	1.000 (4-4)	Mike Miles vs Tulsa (N) (11/28/2020)
	1.000 (3-3)	Jaedon LeDee at Iowa St. (02/27/2021)
	1.000 (3-3)	PJ Fuller at Texas (02/13/2021)
	1.000 (3-3)	RJ Nembhard vs Oklahoma St. (02/03/2021)
	1.000 (3-3)	Charles O'Bannon vs Oklahoma St. (02/03/2021)
	1.000 (3-3)	PJ Fuller vs Texas A&M (N) (12/12/2020)
<b>REBOUNDS</b>	18	Kevin Samuel vs Tulsa (N) (11/28/2020)
	15	Kevin Samuel vs Northwestern St. (12/03/2020)
<b>ASSISTS</b>	9	RJ Nembhard vs West Virginia (02/23/2021)
	9	RJ Nembhard vs Texas A&M (N) (12/12/2020)



## SEASON - CAREER STATS

### Summary

Player	Season Statistics										Career Statistics									
	GP-GS	MIN/G	FG%	3FG%	FT%	R/G	A/G	STL	BLK	PTS/G	GP-GS	MIN/G	FG%	3FG%	FT%	R/G	A/G	STL	BLK	PTS/G
ARNETTE, Dylan	2-0	0.4	.000	.000	.000	0.0	0.0	0	0	0.0	6-0	0.6	.000	.000	.000	0.0	0.0	0	0	0.0
ASCHIERIS, Owen	4-0	0.8	.000	.000	.000	0.3	0.5	0	0	0.0	24-0	1.7	.167	.167	1.000	0.3	0.1	0	0	0.3
EASLEY, Kevin	25-13	19.8	.396	.260	.750	3.6	0.8	6	4	4.6	25-13	19.8	.396	.260	.750	3.6	0.8	6	4	4.6
FARABELLO, Francisco	9-5	24.5	.436	.448	.200	1.7	2.3	10	0	5.3	39-12	21.4	.417	.422	.667	1.5	2.2	34	4	4.1
FRANK, Terren	13-0	8.6	.385	.333	.000	0.9	0.3	1	2	1.8	13-0	8.6	.385	.333	.000	0.9	0.3	1	2	1.8
FULLER, PJ	24-17	23.5	.380	.304	.737	2.0	1.5	18	6	5.7	56-25	21.3	.375	.276	.775	1.9	1.5	37	21	5.7
LAMPKIN, Eddie	9-0	3.0	.333	.000	.250	0.8	0.1	3	1	0.3	9-0	3.0	.333	.000	.250	0.8	0.1	3	1	0.3
LEDEE, Jaedon	22-1	15.2	.551	.000	.700	3.9	0.3	6	3	6.0	52-1	13.1	.541	.000	.703	3.3	0.2	19	15	4.1
MILES, Mike	24-20	32.8	.420	.370	.833	3.5	3.2	22	5	13.8	24-20	32.8	.420	.370	.833	3.5	3.2	22	5	13.8
NEMBHARD, RJ	23-23	34.8	.401	.349	.776	4.3	4.0	24	5	15.9	94-59	25.4	.375	.317	.723	3.1	2.5	71	25	9.4
O'BANNON, Charles	24-15	17.7	.409	.375	.756	3.8	0.5	19	11	6.8	24-15	17.7	.409	.375	.756	3.8	0.5	19	11	6.8
PEARSON, Mickey	18-1	7.8	.409	.154	.375	1.0	0.3	1	2	1.3	18-1	7.8	.409	.154	.375	1.0	0.3	1	2	1.3
SAMUEL, Kevin	25-25	25.4	.631	.000	.392	8.0	0.7	26	43	9.1	94-94	26.1	.650	.000	.400	7.7	0.6	81	205	8.7
SMITH, Diante	5-0	5.8	.429	.000	.000	1.2	0.2	0	0	1.2	36-5	12.1	.264	.175	.519	1.8	0.6	8	5	2.3
TODD, Taryn	25-5	18.0	.406	.391	.565	1.6	1.4	13	5	4.5	25-5	18.0	.406	.391	.565	1.6	1.4	13	5	4.5
YOUNG, Harrison	1-0	0.6	.000	.000	.000	0.0	0.0	0	0	0.0	1-0	0.6	.000	.000	.000	0.0	0.0	0	0	0.0

# POINTS-REBOUNDS-ASSISTS

Opponent	Date	Score	0	1	2	3	4	5	10	11	13	15	21
			LAMPKIN, ED	MILES, MIKE	PEARSON, MI	FARABELLO, FULLER, PJ	O'BANNON, C	SMITH, DIAN	TODD, TARYN	ARNETTE, DY	FRANK, TERR	SAMUEL, KEV	
HBU	11/25/2020	69-45	W	0-2-1	13-1-5	2-2-1	6-1-2	8-5-2	11-9-0	6-6-0	8-0-2	DNP	0-0-0
vs Tulsa	11/28/2020	70-65	W	0-0-0	12-2-3	0-0-0	10-2-3	0-1-0	7-5-0	0-0-0	9-2-2	DNP	0-0-0
vs Lib	11/29/2020	56-52	W	DNP	6-7-0	3-1-0	8-3-2	2-1-0	0-1-0	DNP	8-2-0	DNP	0-0-0
NW	12/03/2020	74-68	W	DNP	5-2-4	0-4-0	0-0-7	13-1-2	7-8-0	0-0-0	0-0-0	DNP	DNP
OU	12/06/2020	78-82	L	DNP	21-2-3	5-6-1	6-2-0	15-2-0	DNP	0-0-1	7-2-1	DNP	DNP
PROV	12/09/2020	70-79	L	DNP	20-1-2	2-1-0	DNP	DNP	3-1-2	DNP	0-0-3	DNP	DNP
vs TA&M	12/12/2020	73-55	W	DNP	15-3-5	0-0-0	DNP	13-2-4	8-4-0	DNP	3-0-1	DNP	DNP
at OSU	12/16/2020	77-76	W	DNP	16-2-3	2-1-0	DNP	3-2-1	5-3-2	DNP	10-4-2	DNP	DNP
NDSU	12/22/2020	89-82	W	DNP	26-2-4	0-0-2	DNP	5-1-3	5-1-0	DNP	8-0-1	DNP	DNP
PVAM	12/30/2020	66-61	W	DNP	18-9-6	0-0-0	3-2-3	9-3-2	2-4-1	DNP	4-2-1	DNP	DNP
at KState	01/02/2021	67-60	W	DNP	11-6-5	DNP	8-5-0	0-1-0	2-2-0	DNP	0-1-2	DNP	DNP
KU	01/05/2021	64-93	L	0-1-0	0-1-1	2-0-1	5-0-3	5-1-3	18-6-0	DNP	3-1-0	DNP	0-1-0
Baylor	01/09/2021	49-67	L	DNP	17-2-3	DNP	2-0-1	0-0-1	4-2-0	DNP	0-1-2	DNP	DNP
at OU	01/12/2021	46-82	L	1-0-0	8-9-1	3-1-0	DNP	2-4-1	2-1-1	DNP	0-0-2	0-0-0	0-0-0
at KU	01/28/2021	51-59	L	DNP	18-4-1	0-0-0	DNP	0-1-1	7-5-0	DNP	2-3-4	DNP	DNP
at Mizzou	01/30/2021	98-102	Lot	2-2-0	28-5-5	2-0-0	DNP	10-0-1	17-5-1	DNP	7-1-1	DNP	DNP
OSU	02/03/2021	81-78	W	DNP	18-4-5	0-0-0	DNP	0-1-2	15-7-1	DNP	0-3-1	DNP	DNP
IowaSt	02/09/2021	79-76	W	0-0-0	DNP	1-2-0	DNP	11-5-1	7-7-1	DNP	11-5-4	DNP	8-4-1
at UT	02/13/2021	55-70	L	DNP	10-3-2	DNP	DNP	8-3-1	3-0-0	DNP	4-2-2	DNP	8-2-0
KState	02/20/2021	54-62	L	DNP	13-2-1	1-0-0	DNP	5-2-0	4-6-0	DNP	3-1-0	DNP	0-0-1
WVU	02/23/2021	66-74	L	0-1-0	7-2-5	DNP	DNP	9-2-2	5-1-0	DNP	8-0-0	DNP	4-2-1
at IowaSt	02/27/2021	76-72	W	DNP	19-6-5	DNP	DNP	2-2-3	11-3-0	DNP	8-4-1	DNP	2-0-0
at TTU	03/02/2021	49-69	L	0-1-0	2-1-2	0-0-0	DNP	6-4-2	6-3-0	0-0-0	6-4-0	DNP	0-0-0
at WVU	03/04/2021	67-76	L	0-0-0	15-2-2	DNP	DNP	4-2-2	7-5-1	DNP	2-0-0	DNP	0-0-0
UT	03/07/2021	64-76	L	DNP	12-6-4	DNP	DNP	7-2-3	6-2-2	DNP	2-1-2	0-0-0	2-3-1

Opponent	Date	Score	22	23	30	31	34
			NEMBARD, R	LEDEE, JAED	YOUNG, HARR	ASCHIERIS,	EASLEY, KEV
HBU	11/25/2020	69-45	W	DNP	DNP	0-0-0	9-3-1
vs Tulsa	11/28/2020	70-65	W	8-0-2	DNP	DNP	8-6-3
vs Lib	11/29/2020	56-52	W	14-6-4	DNP	DNP	7-7-0
NW	12/03/2020	74-68	W	23-8-3	11-3-0	DNP	3-3-1
OU	12/06/2020	78-82	L	18-1-5	2-4-2	DNP	0-2-1
PROV	12/09/2020	70-79	L	25-7-7	2-1-1	DNP	0-0-1
vs TA&M	12/12/2020	73-55	W	16-4-9	4-6-1	DNP	6-3-0
at OSU	12/16/2020	77-76	W	21-4-4	2-2-0	DNP	0-6-0
NDSU	12/22/2020	89-82	W	22-6-5	4-1-0	DNP	5-11-4
PVAM	12/30/2020	66-61	W	DNP	4-5-0	DNP	14-2-3
at KState	01/02/2021	67-60	W	21-3-1	9-4-0	DNP	12-5-2
KU	01/05/2021	64-93	L	14-2-6	4-2-0	DNP	3-3-1
Baylor	01/09/2021	49-67	L	14-6-1	4-2-1	DNP	2-9-0
at OU	01/12/2021	46-82	L	10-5-2	7-1-0	DNP	0-1-0
at KU	01/28/2021	51-59	L	12-6-2	4-5-0	DNP	3-2-0
at Mizzou	01/30/2021	98-102	Lot	15-4-3	11-7-0	DNP	0-2-1
OSU	02/03/2021	81-78	W	20-5-7	8-2-1	DNP	6-4-0
IowaSt	02/09/2021	79-76	W	20-6-7	9-8-0	DNP	2-0-0
at UT	02/13/2021	55-70	L	15-7-1	4-5-0	DNP	0-1-0
KState	02/20/2021	54-62	L	14-4-2	2-2-0	DNP	3-4-0
WVU	02/23/2021	66-74	L	17-4-9	4-3-0	DNP	1-1-1
at IowaSt	02/27/2021	76-72	W	19-2-2	5-6-0	DNP	0-2-0
at TTU	03/02/2021	49-69	L	10-4-2	8-6-0	DNP	4-2-1
at WVU	03/04/2021	67-76	L	5-3-5	20-8-0	DNP	2-5-0
UT	03/07/2021	64-76	L	13-2-4	5-3-0	0-0-0	0-0-1



# TCU IN THE BIG 12 CHAMPIONSHIP

Appearances: 8

Record in Championship: 5-8

Games	First Round	QF	SF	Final	Total
12	4-3	1-4	0-1	0-0	5-8

Date	TCU Seed	W/L	Score	Opponent	TCU High Scorer	TCU High Rebounder
3-11-20	#7	L	49-53	Kansas State	RJ Nembhard (19)	Desmond Bane, Kevin Samuel (9)
3-14-19	#8	L	61-70	Kansas State	Desmond Bane (19)	JD Miller, Kouat Noi, Alex Robinson (7)
3-13-19		W	73-70	Oklahoma State	Kouat Noi (20)	Kevin Samuel (9)
3-8-18	#5	L	64-66 (OT)	Kansas State	Kenrich Williams (20)	Kenrich Williams (10)
3-10-17	#8	L	63-84	Iowa State	Vlad Brodziansky, Jaylen Fisher (10)	Kenrich Williams (8)
3-9-17		W	85-82	Kansas	Kenrich Williams (18)	Kenrich Williams (8)
3-8-17		W	82-63	Oklahoma	Vlad Brodziansky (20)	Kenrich Williams (11)
3-10-16	#10	L	66-86	West Virginia	Chauncey Collins (18)	JD Miller (8)
3-9-16		W	67-62	Texas Tech	Chauncey Collins (19)	Vlad Brodziansky (10)
3-12-15	#9	L	59-64	Kansas	Trey Zeigler (20)	Chris Washburn (7)
3-11-15		W	67-65	Kansas State	Kyan Anderson, Chris Washburn (16)	Karviar Shepherd (9)
3-12-14	#10	L	68-76	Baylor	Karviar Shepherd (19)	Karviar Shepherd (7)
3-13-13	#10	L	57-70	Texas	Connell Crossland (11)	Devonta Abron (11)

## TCU Individual Highs

Points	20	Kouat Noi vs. Oklahoma State, 3-13-19
		Trey Zeigler vs. Kansas, 3-12-15
		Vlad Brodziansky vs. Oklahoma, 3-8-17
Rebounds	11	Devonta Abron vs. Texas, 3-13-13
		Kenrich Williams vs. Oklahoma, 3-8-17
FG%	.769 (10-13)	Vlad Brodziansky vs. Oklahoma, 3-8-17
FG made	10	Vlad Brodziansky vs. Oklahoma, 3-8-17
3FG%	.666	Chauncey Collins vs. Texas Tech, 3-9-16
3FG made	4	Chauncey Collins vs. Texas Tech, 3-9-16
		Kyan Anderson vs. Kansas, 3-13-15
FT%	.818 (9-11)	Chauncey Collins vs. West Virginia, 3-10-16
Assists	9	Alex Fisher vs. Oklahoma, 3-8-17
Turnovers	8	Trey Zeigler vs. Kansas, 3-12-15
Blocks	4	Kevin Samuel vs. Kansas State, 3-11-20
		Vlad Brodziansky vs. Texas Tech, 3-9-16
Steals	4	Desmond Bane vs. Oklahoma State, 3-13-19
		Chris Washburn vs. Kansas, 3-12-15

## TCU Team Highs

Points	85	vs. Kansas, 3-9-17
Rebounds	38	vs. Oklahoma State, 3-13-19
FG%	.600 (33-55)	vs. Oklahoma, 3-8-17
FG made	33	vs. Oklahoma, 3-8-17
3FG%	.480 (12-25)	vs. Iowa State, 3-10-17
3FG made	12	vs. Iowa State, 3-10-17
FT%	.815	vs. Kansas, 3-10-17
Assists	20	vs. Oklahoma, 3-8-17
Turnovers	18	vs. K-State, 3-14-19
		vs. Kansas, 3-9-17
Blocks	9	vs. Texas Tech, 3-9-16
Steals	12	vs. Baylor, 3-12-14
Fouls	25	vs. Kansas, 3-12-15

## TCU Team Lows

Points	49	vs. Kansas State, 3-11-20
FG%	.327 (17-52)	vs. Texas, 3-13-13
3FG%	.167 (1-6)	vs. Kansas, 3-12-15
FT%	.474 (9-19)	vs. Kansas, 3-12-15
Rebounds	22	vs. Baylor, 3-12-14
Assists	8	vs. Texas, 3-13-13
Turnovers	8	vs. Oklahoma, 3-8-17
Fouls	11	vs. Kansas State, 3-11-20

## TCU Opponent Individual Highs

Points	29	Frank Mason III (KU), 3-9-17
Rebounds	15	Zach Smith (TTU), 3-9-16
FG%	.700 (7-10)	Khadeem Lattin (OU), 3-8-17
FG made	8	Three Times
3FG%	.571 (4-7)	Julien Lewis (UT), 3-13-13
3FG made	4	Julien Lewis (UT), 3-13-13
		Svi Mykhailiuk (KU), 3-9-17
FT%	.923 (12-13)	Frank Mason III (KU), 3-9-17
Assists	6	Myck Kabongo (UT), 3-13-13
		Frank Mason III (KU), 3-9-17
Turnovers	4	Wayne Selden (KU), 3-12-15
		Landen Lucas (KU), 3-9-17
Blocks	7	Yor Anei (OSU), 3-13-19
Steals	4	Lindy Waters (OSU), 3-13-19

## TCU Opponent Team Highs

Points	86	West Virginia, 3-10-16
Rebounds	41	Kansas State, 3-11-15
FG%	.556 (30-54)	West Virginia, 3-10-16
FG made	31	Baylor, 3-12-14
3FG%	.480 (12-25)	Iowa State, 3-10-17
3FG made	12	Iowa State, 3-10-17
FT%	.781 (25-32)	Texas, 3-13-13
Assists	17	West Virginia, 3-10-16
Turnovers	17	K-State, 3-14-19
		West Virginia, 3-10-16
		Kansas, 3-12-15
Blocks	9	Kansas, 3-12-15
Steals	9	Kansas, 3-12-15
Fouls	26	West Virginia, 3-10-16

## TCU Opponent Team Lows

Points	53	Kansas State, 3-11-20
FG%	.389 (21-54)	Kansas State, 3-11-20
3FG%	.000 (0-8)	Kansas, 3-12-15
FT%	.621 (18-29)	Kansas, 3-12-15
Rebounds	30	Texas, 3-13-13
Assists	10	Kansas State, 3-11-20
		Texas, 3-13-13
Turnovers	6	Iowa State, 3-10-17
Fouls	11	Oklahoma, 3-8-17

# TCU IN THE BIG 12 CHAMPIONSHIP

## TCU Championship Statistics

Opponent/Year	FG-A	3PT	FT-A	O/D-RB	PF	TP	AS	TO	BL	ST	MIN
Kansas State/3-11-20	20-50	6-19	3-4	3/23-27	11	49	12	14	7	8	200
Kansas State/3-14-19	23-52	5-17	10-15	9/27-36	18	61	13	18	4	6	200
Oklahoma State/3-13-19	27-56	10-22	9-16	10/28-38	12	73	17	16	5	8	200
Kansas State/3-8-18	25-54	7-17	7-14	6/27-33	18	64	14	14	2	7	225
Iowa State/3-10-17	24-61	5-19	10-13	10/21-31	15	63	15	8	4	3	200
Kansas/3-9-17	31-63	6-16	17-22	10/26-36	21	85	14	15	2	12	200
Oklahoma/3-8-17	33-55	8-18	8-16	4/29-33	18	82	20	8	3	4	200
West Virginia/3-10-16	19-54	5-19	23-29	14/18-32	22	66	9	14	4	9	200
Texas Tech/3-9-16	20-47	10-21	17-23	8/26-34	15	67	12	14	9	9	200
Kansas/3-12-15	20-49	1-6	18-25	8/20-28	25	59	10	15	5	9	200
Kansas State/3-11-15	27-57	4-10	9-19	15/18-33	16	67	13	12	5	8	200
Baylor/3-12-14	24-53	8-19	12-19	9/13-22	12	68	17	9	1	12	200
Texas/3-13-13	17-52	6-21	17-22	15/15-30	22	57	8	10	2	5	200

## TCU Opponent Championship Statistics

Opponent/Year	FG-A	3PT	FT-A	O/D-RB	PF	TP	AS	TO	BL	ST	MIN
Kansas State/3-11-20	21-54	4-16	7-8	10/26-36	15	53	10	14	0	9	200
Kansas State/3-14-19	26-62	8-25	10-15	13/23-36	16	70	17	9	4	9	200
Oklahoma State/3-13-19	27-62	8-29	8-12	9/23-32	14	70	13	13	8	9	200
Kansas State/3-8-18	26-56	3-15	11-17	6/27-33	16	66	12	11	4	9	225
Iowa State/3-10-17	31-55	12-25	10-17	5/27-32	13	84	13	6	6	4	200
Kansas/3-9-17	25-56	10-30	22-27	7/24-31	17	82	15	15	7	5	200
Oklahoma/3-8-17	22-54	4-18	15-23	8/23-31	20	63	11	10	3	4	200
West Virginia/3-10-16	30-54	11-24	15-25	12/24-36	26	86	17	17	6	8	200
Texas Tech/3-9-16	25-63	5-18	7-11	15/22-37	21	62	14	11	1	7	200
Kansas/3-12-15	23-47	0-8	18-29	9/25-34	21	64	11	17	9	9	200
Kansas State/3-11-12	23-58	1-6	18-24	20/21-41	21	65	11	13	4	7	200
Baylor/3-12-14	31-57	4-13	10-13	15/24-39	18	76	15	13	6	6	200
Texas/3-13-13	20-39	5-12	25-32	7/23-30	20	70	10	8	5	5	200

# LAST BIG 12 CHAMPIONSHIP GAME

## KANSAS STATE 53 - TCU 49 // MARCH 11, 2020

KANSAS CITY, Mo. - TCU erased a 17-point deficit but ultimately fell short in a 53-49 loss to Kansas State in the opening round of the Phillips 66 Big 12 Championship on Wednesday night at Sprint Center.

Guards Desmond Bane and RJ Nembhard combined for 35 of TCU's 49 points. Bane had 16 points and Nembhard scored a game-high 19 points. Sophomore Kevin Samuel recorded game-highs in rebounds (9) and blocks (4).

The Frogs (16-16) started 4-of-17 from the field through the first 15 minutes of play, a stretch that included 10 forced turnovers from Kansas State (11-21). The Horned Frogs trailed by as many as 17 with 3:53 remaining in the first half. TCU closed the half on a 10-3 run, with all 10 points coming from Nembhard, to trim the deficit to 28-18 at the half.

TCU opened the second half making three of its first four 3-pointers and forced six KSU turnovers as part of a 17-7 run to tie the score at 35-35 with 11:37 remaining. TCU took its first lead of the game on a layup by Nembhard at 46-45 with 4:47 remaining. The Frogs stretched their lead to 49-45 with 3:36 remaining, their largest of the night, but TCU missed its final four shots as KSU went on an 8-0 run to close the game.



Official Basketball Box Score - Final  
**Kansas St. at TCU**  
 03/11/20 Sprint Center, Kansas City  
 2019-20 Men's Basketball

Game Time: 8:30 PM  
 Game Duration: 1:56  
 Attendance: 17,506

Officials: Doug Simons, Gerry Pollard, Kipp Kissinger

Kansas St. - 53

Record: 11-21

NO.	Name	Min	FG	3P	FT	Rebounds	Fouls	TP	AS	TO	ST	Blocks	+/-
			M-A	M-A	M-A	OR DR TOT	PF FD					BS BA	
14	Makol Mawien	F 24:18	3-7	0-0	0-0	2 3 5	3 2	6	0	4	3	0 2	5
20	Xavier Sneed	F 35:34	2-11	1-5	3-4	2 4 6	1 2	8	0	1	1	0 0	8
00	Mike McGuire	G 36:30	3-8	0-3	2-2	1 6 7	2 3	8	6	1	1	0 1	2
2	Cartier Djarra	G 36:50	5-14	1-4	2-2	0 3 3	2 2	13	3	4	3	0 2	2
3	DaJuan Gordon	G 20:01	1-3	1-2	0-0	0 3 3	2 0	3	0	1	1	0 0	2
4	David Sloan	26:49	4-7	1-2	0-0	0 5 5	2 1	9	0	1	0	0 2	6
34	Levi Stockard III	15:32	3-4	0-0	0-0	2 0 2	3 1	6	1	2	0	0 0	-1
24	Pierson McAttee	04:26	0-0	0-0	0-0	0 0 0	0 0	0	0	0	0	0 0	-4
Team						3 2 5				0	0		
<b>Totals</b>			21-54	4-16	7-8	10 26 36	15 11	53	10	14	9	0 7	4

Technical Fouls: NONE

TCU - 49

Record: 16-16

NO.	Name	Min	FG	3P	FT	Rebounds	Fouls	TP	AS	TO	ST	Blocks	+/-
			M-A	M-A	M-A	OR DR TOT	PF FD					BS BA	
21	Kevin Samuel	C 31:47	3-3	0-0	1-2	2 7 9	1 2	7	2	0	2	4 0	-14
1	Desmond Bane	G 40:00	7-17	2-4	0-0	2 7 9	0 1	16	3	5	2	2 0	-4
4	PJ Fuller	G 34:12	3-8	1-5	0-0	0 2 2	3 2	7	1	1	1	0 0	1
5	Jaire Grayer	G 08:54	0-3	0-2	0-0	0 2 2	0 0	0	0	3	0	0 0	-9
22	RJ Nembhard	G 34:12	7-14	3-7	2-2	0 3 3	1 6	19	4	3	1	0 0	2
10	Dante Smith	06:36	0-1	0-0	0-0	0 0 0	3 0	0	0	2	0	0 0	-1
3	Francisco Farabello	10:31	0-0	0-0	0-0	0 0 0	0 1	0	1	0	0	0 0	-6
23	Jaedon LeDee	08:12	0-0	0-0	0-0	0 1 1	1 1	0	0	0	0	0 0	10
2	Edric Dennis	25:36	0-4	0-1	0-0	0 1 1	2 2	0	1	0	2	0 0	1
Team						0 0 0				0	0		
<b>Totals</b>			20-50	6-19	3-4	4 23 27	11 15	49	12	14	8	7 0	-4

Technical Fouls: NONE

	KSU	TCU	Points from	KSU	TCU	Period by Period Scoring
Biggest lead	17 (1 <sup>st</sup> 3:53)	4 (2 <sup>nd</sup> 3:36)	Turnovers	9	6	
Best Scoring Run	9 (1 <sup>st</sup> 3:53)	12 (2 <sup>nd</sup> 12:31)	Paint	22	20	1st 2nd TOT
Lead Changes	2		Second Chance	5	4	KSU 28 25 53
Times Tied	2		Fast Breaks	4	6	TCU 18 31 49
Time with Lead	35:29	02:25	Bench	15	0	

Game Notes: 2020 Phillips 66 Big 12 Men's Basketball Tournament

# TCU VS. KSU THIS SEASON

## Game Records

Record	Overall	Home	Away	Neutral
ALL GAMES	1-1	0-1	1-0	0-0
CONFERENCE	1-1	0-1	1-0	0-0
NON-CONFERENCE	0-0	0-0	0-0	0-0

## Score by Periods

Team	1st	2nd	OT	TOT
TCU	65	56	0	121
Opponents	55	67	0	122

## Team Box Score

No. Player					Total		3-Point		F-Throw		Rebounds											
		GP-GS	MIN	AVG	FG-FGA	FG%	3FG-FGA	3FG%	FT-FTA	FT%	OFF	DEF	TOT	AVG	PF	DQ	A	TO	BLK	STL	PTS	AVG
22	NEMBHARD, RJ	2-2	70:42	35.4	11-27	.407	2-9	.222	11-12	.917	1	6	7	3.5	1	0	3	4	0	3	35	17.5
1	MILES, Mike	2-2	62:44	31.4	8-25	.320	0-7	.000	8-8	1.000	2	6	8	4.0	3	0	6	4	0	1	24	12.0
3	FARABELLO, Francisco	1-0	23:46	23.8	3-5	.600	2-2	1.000	0-0	.000	0	5	5	5.0	1	0	0	0	0	1	8	8.0
34	EASLEY, Kevin	2-1	43:38	21.8	3-9	.333	1-5	.200	8-9	.889	2	7	9	4.5	0	0	2	1	0	0	15	7.5
21	SAMUEL, Kevin	2-2	52:48	26.4	6-9	.667	0-0	.000	1-4	.250	6	13	19	9.5	3	0	3	4	7	3	13	6.5
23	LEDEE, Jaedon	2-0	26:41	13.3	3-6	.500	0-0	.000	5-6	.833	4	2	6	3.0	2	0	0	0	0	0	11	5.5
5	O'BANNON, Charles	2-1	33:42	16.9	2-11	.182	0-4	.000	2-2	1.000	3	5	8	4.0	0	0	0	1	1	1	6	3.0
4	FULLER, PJ	2-2	38:39	19.3	1-5	.200	1-3	.333	2-2	1.000	0	3	3	1.5	8	0	0	7	0	3	5	2.5
11	TODD, Taryn	2-0	30:17	15.1	1-1	1.000	1-1	1.000	0-0	.000	1	1	2	1.0	1	0	2	3	0	3	3	1.5
2	PEARSON, Mickey	1-0	03:39	3.7	0-0	.000	0-0	.000	1-2	.500	0	0	0	0.0	1	0	0	0	0	0	1	1.0
15	FRANK, Terren	1-0	13:24	13.4	0-0	.000	0-0	.000	0-0	.000	0	0	0	0.0	1	0	1	0	0	0	0	0.0
Team											1	4	5					2				
Total		2	400		38-98	.388	7-31	.226	38-45	.844	20	52	72	36.0	21	0	17	26	8	15	121	60.5
Opponents		2	400		47-122	.385	12-39	.308	16-22	.727	26	44	70	35.0	36	0	29	20	1	11	122	61.0

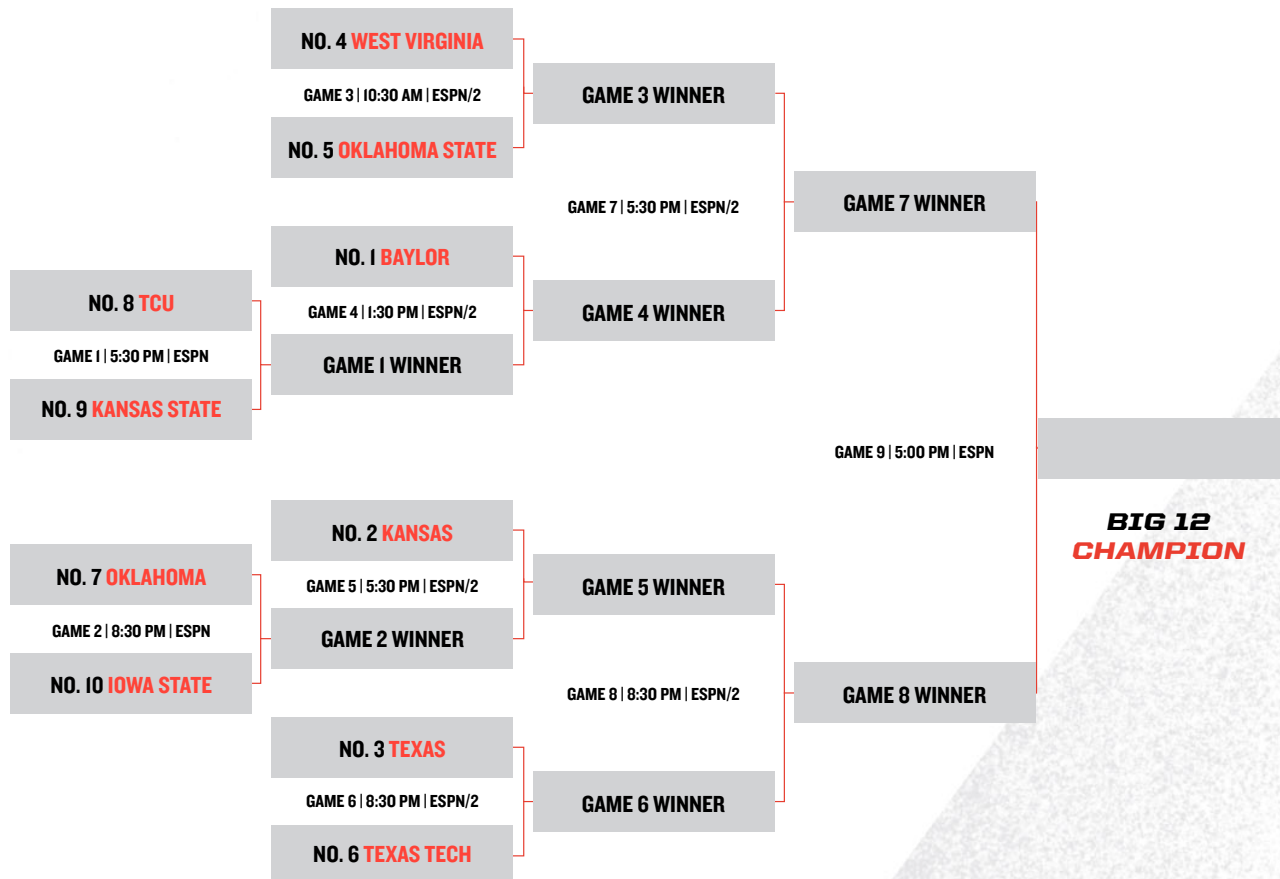
## BRACKET

**FIRST ROUND**  
WEDNESDAY  
MARCH 10

**QUARTERFINALS**  
THURSDAY  
MARCH 11

**SEMIFINALS**  
FRIDAY  
MARCH 12

**FINALS**  
SATURDAY  
MARCH 13



## CONFERENCE ONLY SEASON STATS

### Game Records

Record	Overall	Home	Away	Neutral
ALL GAMES	5-11	2-6	3-5	0-0
CONFERENCE	5-11	2-6	3-5	0-0
NON-CONFERENCE	0-0	0-0	0-0	0-0

### Score by Periods

Team	1st	2nd	OT	TOT
TCU	486	537	0	1023
Opponents	531	641	0	1172

### Team Box Score

No.	Player				Total		3-Point		F-Throw		Rebounds											
		GP-GS	MIN	AVG	FG-FGA	FG%	3FG-FGA	3FG%	FT-FTA	FT%	OFF	DEF	TOT	AVG	PF	DQ	A	TO	BLK	STL	PTS	AVG
22	NEMBARD, RJ	16-16	562:21	35.1	80-216	.370	26-77	.338	57-72	.792	8	56	64	4.0	24	1	60	56	4	16	243	15.2
1	MILES, Mike	15-14	509:39	34.0	62-165	.376	23-71	.324	40-47	.851	5	47	52	3.5	30	0	43	39	2	14	187	12.5
21	SAMUEL, Kevin	16-16	390:55	24.4	59-99	.596	0-0	.000	17-50	.340	46	67	113	7.1	35	0	10	24	26	14	135	8.4
5	O'BANNON, Charles	15-10	276:56	18.5	34-81	.420	19-49	.388	15-18	.833	14	39	53	3.5	22	0	8	12	8	12	102	6.8
23	LEDEE, Jaedon	16-0	240:47	15.0	35-67	.522	0-1	.000	27-35	.771	30	33	63	3.9	34	0	4	11	2	5	97	6.1
3	FARABELLO, Francisco	4-1	72:26	18.1	8-15	.533	5-10	.500	0-0	.000	0	7	7	1.8	5	0	4	3	0	1	21	5.3
4	FULLER, PJ	16-15	391:48	24.5	25-78	.321	11-38	.289	16-19	.842	7	27	34	2.1	42	1	23	31	3	14	77	4.8
11	TODD, Taryn	16-2	300:24	18.8	24-59	.407	10-24	.417	8-12	.667	4	28	32	2.0	28	1	23	25	3	7	66	4.1
34	EASLEY, Kevin	16-6	278:09	17.4	17-47	.362	4-22	.182	16-20	.800	15	37	52	3.3	20	0	6	13	3	3	54	3.4
15	FRANK, Terren	10-0	102:44	10.3	10-25	.400	4-11	.364	0-1	.000	3	9	12	1.2	6	0	4	3	2	1	24	2.4
2	PEARSON, Mickey	9-0	56:39	6.3	5-8	.625	1-4	.250	3-6	.500	5	5	10	1.1	6	0	2	2	2	1	14	1.6
0	LAMPKIN, Eddie	6-0	11:05	1.8	0-1	.000	0-0	.000	1-2	.500	1	2	3	0.5	2	0	0	1	0	1	1	0.2
10	SMITH, Diante	2-0	04:01	2.0	0-1	.000	0-1	.000	0-0	.000	0	0	0	0.0	0	0	1	0	0	0	0	0.0
30	YOUNG, Harrison	1-0	00:35	0.6	0-0	.000	0-0	.000	0-0	.000	0	0	0	0.0	0	0	0	0	0	0	0	0.0
13	ARNETTE, Dylan	2-0	00:46	0.4	0-0	.000	0-0	.000	0-0	.000	0	0	0	0.0	0	0	0	0	0	0	0	0.0
31	ASCHIERIS, Owen	2-0	00:46	0.4	0-0	.000	0-0	.000	0-0	.000	0	1	1	0.5	0	0	1	0	0	0	0	0.0
Team											19	28	47				18					
Total		16	3200		359-862	.416	103-308	.334	200-282	.709	157	386	543	33.9	254	3	189	238	55	89	1023	63.9
Opponents		16	3200		427-940	.454	111-317	.350	207-289	.716	171	385	556	34.8	257	3	260	170	63	111	1172	73.3

### Team Statistics

	TCU	OPP
<b>Scoring</b>	<b>1023</b>	<b>1172</b>
Points per game	63.9	73.3
Scoring margin	-9.3	-
<b>Field goals-att</b>	<b>359-862</b>	<b>427-940</b>
Field goal pct	.416	.454
<b>3 point fg-att</b>	<b>103-308</b>	<b>111-317</b>
3-point FG pct	.334	.350
3-pt FG made per game	6.4	6.9
<b>Free throws-att</b>	<b>200-282</b>	<b>207-289</b>
Free throw pct	.709	.716
F-Throws made per game	12.5	12.9
<b>Rebounds</b>	<b>543</b>	<b>556</b>
Rebounds per game	33.9	34.8
Rebounding margin	-0.8	-
<b>Assists</b>	<b>189</b>	<b>260</b>
Assists per game	11.8	16.3
<b>Turnovers</b>	<b>238</b>	<b>170</b>
Turnovers per game	14.9	10.6
Turnover margin	-4.3	-
Assist/turnover ratio	0.8	1.5
<b>Steals</b>	<b>89</b>	<b>111</b>
Steals per game	5.6	6.9
<b>Blocks</b>	<b>55</b>	<b>63</b>
Blocks per game	3.4	3.9
<b>Winning streak</b>	<b>0</b>	<b>-</b>
Home win streak	0	-
<b>Attendance</b>	<b>16287</b>	<b>19045</b>
Home games-Avg/Game	8-2036	8-2381
Neutral site-Avg/Game	-	0-0

### Team Results

Date	Opponent		Score	Att.
12/06/2020	Oklahoma	L	78-82	1747
12/16/2020	at Oklahoma St.	W	77-76	3350
01/02/2021	at Kansas St.	W	67-60	798
01/05/2021	Kansas	L	64-93	1894
01/09/2021	Baylor	L	49-67	1891
01/12/2021	at Oklahoma	L	46-82	1921
01/28/2021	at Kansas	L	51-59	2500
02/03/2021	Oklahoma St.	W	81-78	2481
02/09/2021	Iowa St.	W	79-76	2023
02/13/2021	at Texas	L	55-70	2431
02/20/2021	Kansas St.	L	54-62	2145
02/23/2021	West Virginia	L	66-74	1877
02/27/2021	at Iowa St.	W	76-72	1168
03/02/2021	at Texas Tech	L	49-69	4077
03/04/2021	at West Virginia	L	67-76	2800
03/07/2021	Texas	L	64-76	2229



## SEASON STATS

### Game Records

Record	Overall	Home	Away	Neutral
ALL GAMES	12-13	6-7	3-6	3-0
CONFERENCE	5-11	2-6	3-5	0-0
NON-CONFERENCE	7-2	4-1	0-1	3-0

### Score by Periods

Team	1st	2nd	OT	TOT
TCU	822	857	9	1688
Opponents	814	954	13	1781

### Team Box Score

No.	Player				Total		3-Point		F-Throw		Rebounds													
		GP-GS	MIN	AVG	FG-FGA	FG%	3FG-FGA	3FG%	FT-FTA	FT%	OFF	DEF	TOT	AVG	PF	DQ	A	TO	BLK	STL	PTS	AVG		
22	NEMBHARD, RJ	23-23	801:15	34.8	123-307	.401	37-106	.349	83-107	.776	12	87	99	4.3	37	1	93	82	5	24	366	15.9		
1	MILES, Mike	24-20	787:09	32.8	115-274	.420	40-108	.370	60-72	.833	7	77	84	3.5	45	0	77	60	5	22	330	13.8		
21	SAMUEL, Kevin	25-25	634:51	25.4	99-157	.631	0-0	.000	29-74	.392	76	123	199	8.0	57	1	18	33	43	26	227	9.1		
5	O'BANNON, Charles	24-15	425:60	17.7	52-127	.409	27-72	.375	31-41	.756	24	67	91	3.8	39	0	12	21	11	19	162	6.8		
23	LEDEE, Jaedon	22-1	333:52	15.2	49-89	.551	0-4	.000	35-50	.700	40	46	86	3.9	46	0	6	12	3	6	133	6.0		
4	FULLER, PJ	24-17	562:54	23.5	46-121	.380	17-56	.304	28-38	.737	9	39	48	2.0	58	2	37	46	6	18	137	5.7		
3	FARABELLO, Francisco	9-5	220:24	24.5	17-39	.436	13-29	.448	1-5	.200	0	15	15	1.7	11	0	21	4	0	10	48	5.3		
34	EASLEY, Kevin	25-13	494:11	19.8	40-101	.396	13-50	.260	21-28	.750	25	66	91	3.6	32	0	21	24	4	6	114	4.6		
11	TODD, Taryn	25-5	450:56	18.0	41-101	.406	18-46	.391	13-23	.565	7	32	39	1.6	41	1	34	32	5	13	113	4.5		
15	FRANK, Terren	13-0	112:03	8.6	10-26	.385	4-12	.333	0-1	.000	3	9	12	0.9	9	0	4	4	2	1	24	1.8		
2	PEARSON, Mickey	18-1	140:09	7.8	9-22	.409	2-13	.154	3-8	.375	5	13	18	1.0	12	0	5	5	2	1	23	1.3		
10	SMITH, Diante	5-0	29:08	5.8	3-7	.429	0-3	.000	0-0	.000	4	2	6	1.2	1	0	1	5	0	0	6	1.2		
0	LAMPKIN, Eddie	9-0	27:05	3.0	1-3	.333	0-0	.000	1-4	.250	3	4	7	0.8	6	0	1	2	1	3	3	0.3		
30	YOUNG, Harrison	1-0	00:35	0.6	0-0	.000	0-0	.000	0-0	.000	0	0	0	0.0	0	0	0	0	0	0	0	0.0		
13	ARNETTE, Dylan	2-0	00:46	0.4	0-0	.000	0-0	.000	0-0	.000	0	0	0	0.0	0	0	0	0	0	0	0	0.0		
31	ASCHIERIS, Owen	4-0	03:21	0.8	0-0	.000	0-0	.000	0-0	.000	0	1	1	0.3	0	0	2	2	0	0	0	0.0		
Team											29	41	70					22						
Total		25	5025		605-1374	.440	171-499	.343	305-451	.676	244	622	866	34.6	394	5	332	354	87	149	1688	67.5		
Opponents		25	5025		656-1465	.448	170-507	.335	299-431	.694	256	600	856	34.2	408	5	389	288	92	173	1781	71.2		

### Team Statistics

	TCU	OPP
<b>Scoring</b>	<b>1688</b>	<b>1781</b>
Points per game	67.5	71.2
Scoring margin	-3.7	-
<b>Field goals-att</b>	<b>605-1374</b>	<b>656-1465</b>
Field goal pct	.440	.448
<b>3 point fg-att</b>	<b>171-499</b>	<b>170-507</b>
3-point FG pct	.343	.335
3-pt FG made per game	6.8	6.8
<b>Free throws-att</b>	<b>305-451</b>	<b>299-431</b>
Free throw pct	.676	.694
F-Throws made per game	12.2	12.0
<b>Rebounds</b>	<b>866</b>	<b>856</b>
Rebounds per game	34.6	34.2
Rebounding margin	+0.4	-
<b>Assists</b>	<b>332</b>	<b>389</b>
Assists per game	13.3	15.6
<b>Turnovers</b>	<b>354</b>	<b>288</b>
Turnovers per game	14.2	11.5
Turnover margin	-2.6	-
Assist/turnover ratio	0.9	1.4
<b>Steals</b>	<b>149</b>	<b>173</b>
Steals per game	6.0	6.9
<b>Blocks</b>	<b>87</b>	<b>92</b>
Blocks per game	3.5	3.7
<b>Winning streak</b>	<b>0</b>	<b>-</b>
Home win streak	0	-
<b>Attendance</b>	<b>24595</b>	<b>22108</b>
Home games-Avg/Game	13-1892	9-2456
Neutral site-Avg/Game	-	3-414

### Team Results

Date	Opponent		Score	Att.
11/25/2020	Houston Baptist	W	69-45	1672
11/28/2020	vs Tulsa	W	70-65	0
11/29/2020	vs Liberty	W	56-52	0
12/03/2020	Northwestern St.	W	74-68	1659
12/06/2020	Oklahoma	L	78-82	1747
12/09/2020	Providence	L	70-79	1620
12/12/2020	vs Texas A&M	W	73-55	1242
12/16/2020	at Oklahoma St.	W	77-76	3350
12/22/2020	North Dakota St.	W	89-82	1669
12/30/2020	Prairie View	W	66-61	1688
01/02/2021	at Kansas St.	W	67-60	798
01/05/2021	Kansas	L	64-93	1894
01/09/2021	Baylor	L	49-67	1891
01/12/2021	at Oklahoma	L	46-82	1921
01/28/2021	at Kansas	L	51-59	2500
01/30/2021	at Missouri	Lot	98-102	3063
02/03/2021	Oklahoma St.	W	81-78	2481
02/09/2021	Iowa St.	W	79-76	2023
02/13/2021	at Texas	L	55-70	2431
02/20/2021	Kansas St.	L	54-62	2145
02/23/2021	West Virginia	L	66-74	1877
02/27/2021	at Iowa St.	W	76-72	1168
03/02/2021	at Texas Tech	L	49-69	4077
03/04/2021	at West Virginia	L	67-76	2800
03/07/2021	Texas	L	64-76	2229