

## GAME 23

### TCU HORNED FROGS (9-13, 9-13) vs. TEXAS LONGHORNS (16-8, 10-7)

Sunday, March 7, 2021 | 1 p.m. | Fort Worth, Texas | Ed and Rae Schollmaier Arena



**Head Coach:** Raegan Pebley  
**at TCU:** 126-91, 7th Season  
**Career:** 282-266, 18th Season

**Head Coach:** Vic Schaefer  
**at UT:** 16-8, 1st Season  
**Career:** 317-180, 16th Season

Ron Thulin  
Jada Butts

Jeff Williams

GoFrogs.com

@TCUWBasketball  
@TCUWBB

### 2020-21 SCHEDULE/RESULTS

OVERALL: 9-13 | BIG 12: 4-13

HOME: 8-5 | AWAY: 1-8 | NEUTRAL: 0-0

DATE	OPPONENT	TV	TIME/RESULTS
N25	INCARNATE WORD	ESPN+	W, 84-59
N28	CENTRAL ARKANSAS	ESPN+	W, 65-48
D2	#23 IOWA STATE*	ESPN+	L, 68-91
D6	at Missouri\$	SECN+	Canceled
D9	LAMAR	ESPN+	W, 79-53
D13	MIDDLE TENNESSEE	ESPN+	W, 83-77
D19	at Texas Tech*	ESPN+	L, 72-78
D22	ORAL ROBERTS	ESPN+	W, 62-48
J2	#7 BAYLOR*	ESPN+	L, 50-74
J6	OKLAHOMA STATE*	ESPN+	L, 53-78
J9	at Oklahoma State*	ESPN+	L, 50-69
J17	KANSAS*	ESPN+	W, 81-78 (OT)
J20	at Texas	LHN	L, 54-71
J23	TEXAS TECH*	ESPN+	W, 61-53
J26	at #9 Baylor*	TBA	L, 49-82
J30	#24 WEST VIRGINIA*	ESPN+	L, 70-79
F7	at Kansas*	TBA	L, 72-82
F10	KANSAS STATE*	ESPN+	W, 78-67
F13	at Iowa State*	ESPN+	L, 81-92
F20	at #19 West Virginia*	ESPN+	L, 78-81
F24	OKLAHOMA*	ESPN+	L, 60-76
M1	at Kansas State	ESPN+	L, 76-79
M4	at Oklahoma	FSOK	W, 83-79
M7	TEXAS*	ESPN+	1 p.m.

All times central | Home games in **BOLD**  
 \* - Big 12 conference game | \$ - SEC/Big 12 Challenge  
 ESPN+ - Big 12 Now on ESPN+ (subscription required)  
 FSOK - Game on Fox Sports Oklahoma  
 LHN - Longhorn Network

### FAST BREAKS

- The TCU Horned Frogs (9-13, 4-13) wrap-up the 2020-21 regular-season this Sunday, March 7, hosting the Texas Longhorns at Ed and Rae Schollmaier Arena. Tip-off between the Frogs and Longhorns is set for 1 p.m. and the contest will be televised live on Big 12 Now on ESPN+.
- Sunday's contest will close a three-game stretch where the Horned Frogs played over a span of seven days. TCU opened the three-game swing with road games at Kansas State this past Monday and at Oklahoma on Thursday.
- TCU picked up its first road win of the 2020-21 campaign downing Oklahoma, 83-79, Thursday evening at Lloyd Noble Center in Norman, Okla. The victory snapped an eight-game road losing streak, which was TCU's longest streak without a win on the road since a span of 10- straight losses from Feb. 24, 2016 - Jan. 28, 2017.
- Senior Lauren Heard registered one of the best all-around performances in school history, while guiding the Horned Frogs to a win at OU. Heard scored 31 points, registered a new single-game school record with 11 steals, and totaled nine rebounds - just a rebound shy of collecting a triple-double.
- Sophomore Tavy Diggs was back to double-digit scoring ways in the win at OU, pouring in 12 points for the Frogs. It marked the third time in the last four games she has posted a double-digit scoring effort.

### THE STARTING FIVE (PROJECTED STARTERS)




**20**  
**LAUREN HEARD**  
 G | 5-9 | Sr.  
 21.4 PPG



**15**  
**TAVY DIGGS**  
 G | 6-2 | So.  
 8.2 PPG



**1**  
**AAHLIYAH JACKSON**  
 G | 5-10 | Gr.  
 5.8 PPG



**23**  
**MICHELLE BERRY**  
 F | 6-2 | Sr.  
 9.1 PPG



**32**  
**PATRICIA MORRIS**  
 F/C | 6-7 | Jr.  
 3.2 PPG

### BY THE NUMBERS

**4**

Number of TCU players, including Lauren Heard, that has 1,500 points and 600 rebounds in a career.

**28.3**

Number of points Heard has averaged the past four games - having scored 30+ points in three of those four games.

**5**

Number of times TCU has made 10+ three-pointers in a game - the most since netting 10+ 3's six times in 2107-18.



## ROSTER BREAKDOWN

## BY CLASS

## Graduate Students (2)

Michelle Berry, Aahliyah Jackson

## Seniors (2)

Lauren Heard, Emma Schmidt

## Juniors (4)

Caroline Germond, Kayla Mokwuah, Patricia Morris, Yummy Morris

## Sophomores (2)

Tavy Diggs, Maddi Puli

## Freshmen (4)

Amari Conn, Aja Holmes, Aaliyah Morgan, Adhel Tac

## BY POSITION

## Guard (8)

Amari Conn, Tavy Diggs, Caroline Germond, Lauren Heard, Aja Holmes, Aahliyah Jackson, Maddi Puli, Emma Schmidt

## Forward (6)

Michelle Berry, Aaliyah Morgan, Maddi Puli, Patricia Morris, Yummy Morris, Adhel Tac

## Center (1)

Kayla Mokwuah

## BY HOME STATE/COUNTRY

## Arkansas (2)

Aahliyah Jackson, Yummy Morris

## Australia (1)

Maddi Puli

## California (1)

Patricia Morris

## Florida (1)

Michelle Berry

## France (1)

Caroline Germond

## Iowa (1)

Emma Schmidt

## Massachusetts (1)

Kayla Mokwuah

## Missouri (1)

Amari Conn

## Texas (5)

Tavy Diggs, Lauren Heard, Aja Holmes, Aaliyah Morgan, Adhel Tac

## NUMERICAL ROSTER

NO.	NAME	POS.	HT.	YR.	HOMETOWN (PREVIOUS SCHOOL)
0	Caroline Germond	G	5-7	Jr.	Angers, France (South Plains College)
1	Aahliyah Jackson	G	5-10	Gr.	Ft. Smith, Ark. (Texas A&M)
4	Amari Conn	G	5-7	Fr.	Kansas City, Mo. (Lincoln Prep)
5	Yummy Morris	F	6-3	Jr.	North Little Rock, Ark. (North Little Rock HS)
10	Emma Schmidt	G	5-9	Sr.	Waukee, Iowa (Waukee HS)
11	Maddi Puli	G/F	6-2	So.	Werribee, Australia (Mackillop College)
12	Aaliyah Morgan	F	6-1	Fr.	Tyler, Texas (Lee HS)
13	Tavy Diggs	G	6-2	So.	Richardson, Texas (Plano East HS)
15	Aja Holmes	G	5-8	Fr.	Cibolo, Texas (Steele HS)
20	Lauren Heard	G	5-9	Sr.	Denton, Texas (Guyer HS)
22	Kayla Mokwuah	C	6-4	Jr.	Longmeadow, Mass (George Washington)
23	Michelle Berry	F	6-2	Gr.	Miami, Fla. (Virginia Tech)
24	Adhel Tac	F	5-11	Fr.	Sachse, Texas (Sachse HS)
32	Patricia Morris	F	6-7	Jr.	Duarte, Calif. (Oregon State)

## ALPHABETICAL ROSTER

NO.	NAME	POS.	HT.	YR.	HOMETOWN (PREVIOUS SCHOOL)
23	Michelle Berry	F	6-2	Gr.	Miami, Fla. (Virginia Tech)
4	Amari Conn	G	5-7	Fr.	Kansas City, Mo. (Lincoln Prep)
13	Tavy Diggs	G	6-2	So.	Richardson, Texas (Plano East HS)
0	Caroline Germond	G	5-7	Jr.	Angers, France (South Plains College)
20	Lauren Heard	G	5-9	Sr.	Denton, Texas (Guyer HS)
15	Aja Holmes	G	5-8	Fr.	Cibolo, Texas (Steele HS)
1	Aahliyah Jackson	G	5-10	Gr.	Ft. Smith, Ark. (Texas A&M)
22	Kayla Mokwuah	C	6-4	Jr.	Longmeadow, Mass (George Washington)
12	Aaliyah Morgan	F	6-1	Fr.	Tyler, Texas (Lee HS)
32	Patricia Morris	F	6-7	Jr.	Duarte, Calif. (Oregon State)
5	Yummy Morris	F	6-3	Jr.	North Little Rock, Ark. (North Little Rock HS)
11	Maddi Puli	G/F	6-2	So.	Werribee, Australia (Mackillop College)
10	Emma Schmidt	G	5-9	Sr.	Waukee, Iowa (Waukee HS)
24	Adhel Tac	F	5-11	Fr.	Sachse, Texas (Sachse HS)

## COACHING &amp; SUPPORT STAFF

POSITION	NAME (YEAR AT TCU [ALMA MATER])
Head Coach	Raegan Pebley (7th Season) [Colorado, 97]
Associate Head Coach	Hanna Howard (7th Season) [Portland, 05]
Associate Coach	Britney Brown (5th Season) [Oklahoma, 07]
Assistant Coach	Abi Olajuwon (3rd Season) [Oklahoma, 10]
Player Development Coordinator	Leah Foster (3rd Season) [St. Edward's, 06]
Director of Operations	Angela Gonzaga
Graduate Assistant	Natascha Hartvich
Graduate Assistant	Karviar Shepherd
Strength & Conditioning Coach	Taylor Larson
Athletic Trainer	Alissa Schenk

## PRONUNCIATION GUIDE

Amari Conn	uh - MAR - ee
Tavy Diggs	TAH - vee (sounds like taffy)
Caroline Germond	jurr - MOND
Aja Holmes	AH - zha
Aahliyah Jackson	uh - LEE - uh
Kayla Mokwuah	mock - WUH
Maddi Puli	PEW - lie
Adhel Tac	TACK (like a thumb tack)



**THE MATCH-UP**

- Sunday will mark the 50th match-up between TCU and Texas in a series that dates back to 1983.
- Texas leads the all-time series 45-4, which includes a 71-54 victory over Texas earlier this season in Austin.
- TCU is just 3-19 all-time when facing the Longhorns in Fort Worth, with its last win coming back on Jan. 10, 2018.
- Texas has won 14 of the 18 meetings the two teams have played as Big 12 foes, but 11 of those contests have been decided by eight points or less. Five of those have been decided by five points or less - and three of those five games have been just two-point wins by either team.
- Sunday's contest marks the regular-season finale for both teams. TCU and Texas were originally scheduled to play back on Feb. 17, but the game was postponed due to inclement weather.

**SCOUTING THE LONGHORNS**

- Texas is coming off back-to-back losses to Oklahoma and Baylor, respectively. It marks the first two-game losing streak for the Longhorns this season.
- Texas ranks first in the Big 12 and among the top-25 nationally in both turnover margin (+5.8) and turnovers forced (19.9).
- The Longhorns have been foul prone this season, ranked last in the Big 12 and 322nd of 336 teams ranked with 446 fouls committed. Texas averages just under 19 fouls a game and opponents have averaged a little over 17 free throws against per game.
- Charli Collier continues to be the go-to player for the Longhorns, averaging 21.0 points per game and 12.2 rebounds per contest. She has totaled 16 double-doubles on the season, which ranks first in the Big 12 and No. 2 overall in the nation.

**LAST TIME OUT FOR THE FROGS**

- TCU snapped a three-game skid and picked up its first road win of the season with an 83-79 victory at Oklahoma on Thursday.
- OU led by a point after one quarter of play, TCU led by five points and the break and OU again led after the third quarter, up four points. Overall the contest had nine ties and 11 different lead changes.
- TCU took back the lead 73-71 at the 2:34 mark of the fourth quarter and managed to maintain at least a one-point advantage down the stretch.
- Senior Lauren Heard registered her fourth 30-point game of the season with 31 points and set a new single-game school record with 11 steals.
- The Frogs scored a season-high 35 points off turnovers in the game. It is the most since notching 33 points off turnovers in the season-opener against Incarnate Word.

**BIG 12 CONFERENCE THIS-AND-THAT**

- TCU was picked to finish ninth in the Big 12 in the preseason coaches poll.
- TCU is 67-94 all-time in Big 12 games, since moving to the league in 2012-13.
- The Horned Frogs are 41-39 in Big 12 games played in Fort Worth and 26-55 in league contests played

on the road.

- The Horned Frogs registered a program-best 13-5 record in Big 12 play last season, which led to TCU's highest finish in the Big 12 standings, finishing in second-place. The Frogs were picked to finish eighth in Big 12 play last year.

**WELCOME TO THE CLUB(S)**

- Senior Lauren Heard made her way into both the 1,500 points scored and 600 rebounds club this past Monday at Kansas State.
- She became just the eighth player in school history to score at least 1,500 points and 10th player all-time to pull down 600 boards.
- Heard is just the fourth player in school history to both score 1,500 points and pull down 600 rebounds in the same career. She joins Sandora Irvin, Helena Sverrisdottir and Jordan Moore as the only players to accomplish this particular feat.

PLAYER (YEARS)	PTS	REB
Sandora Irvin (2001-05)	1,892	1,370
Helena Sverrisdottir (2007-11)	1,764	826
Jordan Moore (2015-19)	1,514	892
Lauren Heard (2017-Present)	1,531	610

**LIKE TAKING CANDY FROM A BABY**

- Senior Lauren Heard became just the second player in school history to register at least 10 steals in a single game, on her way to setting a new single-game school record with 11 steals at OU on March 4.
- Heard became the first player to post 10 steals since Adrienne Ross totaled what was then a new school record 10 steals at UNLV back on Feb. 3, 2007.
- Heard has totaled 215 steals in her career at TCU, which currently ranks seventh-most all-time.

**BREAKING THE PACE**

- Lauren Heard heads into Sunday's game averaging 21.4 points per game, which is on pace to break the highest scoring average in school history.
- Emma Wilson owns the school record having scored 20.3 points per game back in 1996-97.
- Should Heard end up averaging 20+ points per game, she and Wilson would be the only two players in school history to do so.
- Heard averaged 18.4 points a season ago, which ranks No. 4 all-time in single-season history.

**NO FRESHMAN JITTERS HERE**

- True freshman Aja Holmes is averaging 6.0 points per game.
- Holmes is the first TCU freshman to average at least 6.0 points per game since Lauren Heard totaled 6.2 points per game her freshman campaign back in 2017-18.
- Holmes leads the team with 38 three-pointers made and is the first freshman to make at least 35 three's since Amber Ramirez totaled 39 three-pointers made as a freshman back in 2016-17.

**DOWNTOWN LIVING**

- TCU made 10 three-pointers against K-State on Monday, draining at least 10 three-pointers in a game for the fifth time this season.
- The Frogs average 6.7 three-pointers made per

**GENERAL INFORMATION**

Location	Fort Worth, Texas
Founded	1873
Enrollment	11,379
Colors	Purple and White
Nickname	Horned Frogs
Home Facility	Ed and Rae Schollmaier Arena
Opened	2015
Capacity	6,700
Conference	Big 12 Conference
Affiliation	NCAA Division I
Chancellor	Dr. Victor J. Boschini Jr.
Athletics Director	Jeremiah Donati
Senior Woman's Administrator	Kim Johnson
Faculty Athletics Rep.	Rhonda Hatcher
Athletics Department Phone	(817) 257-5658

**HISTORY**

First Season	1977-78 (44th season)
First NCAA DI Season	1982-83 (38th season)
Record All-Time	637-669 (.488)
Record in NCAA DI	562-595 (.486)
Regular Season Conference Championships	3
Conference Tournament Championships	3
Years in NCAA Championships (Last)	.9 (2010)
Record in NCAA Championships	5-9
Years in WNIT (Last)	.7 (2019)
Record in WNIT	13-7

**BASKETBALL COACHING STAFF**

Head Coach	Raegan Pebley (Colorado, 1997)
Record at TCU	126-91 (7th season)
Career Record	282-266 (18th season)
Associate Head Coach	Hanna Howard (7th season)
Associate Coach	Britney Brown (5th season)
Assistant Coach	Abi Olajuwon (3rd season)
Director of Ops	Angela Gonzaga (7th season)
Player Development	Leah Foster (3rd season)
GA's	Natascha Hartvich (3rd season)
	Karviar Shepherd (2nd season)
Administrative Assistant	Jodi Clifton
Office Phone Number	(817) 257-7962

**2019-20 REVIEW**

Overall Record	22-7
	Home: 13-3   Away: 9-4   Neutral: 0-0
Big 12 Record (Finish)	13-5 (2nd)
Conference Tournament	N/A
Postseason	N/A
Final AP/USA Today Ranking	RV/RV

**2020-21 PREVIEW**

Letterwinners Returning/Lost	5/8
Starters Returning/Lost	2/4
Returning Redshirts	0
Newcomers	9

**ATHLETICS COMMUNICATIONS**

Women's Basketball Contact	Dameon Myres
Cell Phone	(817) 897-5331
Office Phone	(817) 257-5367
Email	d.myres@tcu.edu



**TOP-25 POLLS**

**ASSOCIATED PRESS TOP-25 (March 1, 2021)**

No.	Team	Rec.	Pts.	Last
1	UConn (27)	20-1	747	1
2	Texas A&M (2)	22-1	703	3
3	NC State	17-2	687	2
4	Stanford (1)	22-2	672	4
5	Louisville	21-2	605	6
6	Baylor	19-2	604	7
7	South Carolina	19-4	575	5
8	Maryland	19-2	565	8
9	UCLA	14-4	500	10
10	Indiana	16-4	485	11
11	Arizona	15-4	431	9
12	Michigan	13-3	369	12
13	Arkansas	19-7	367	16
14	Tennessee	15-6	323	20
15	South Florida	14-2	304	13
16	Georgia	18-5	252	17
17	Kentucky	16-7	227	19
18	Gonzaga	21-3	224	21
19	Oregon	13-7	201	14
20	West Virginia	18-4	199	18
21	South Dakota State	21-2	163	22
22	Ohio State	13-6	158	15
23	Missouri State	18-2	147	23
24	Rutgers	12-3	120	25
25	DePaul	14-6	31	24

**OTHERS RECEIVING VOTES:** Florida Gulf Coast 22, Stephen F. Austin 16, Marquette 14, Oklahoma State 9, Oregon State 9, Iowa 6, Virginia Tech 6, Georgia Tech 5, Northwestern 4.

**USA TODAY COACHES TOP-25 (March 2, 2021)**

No.	Team (Record)	Pts.	Last	1st-Place Votes
1	Connecticut (21-1)	772	1	29
2	Texas A&M (22-1)	725	3	2
3	Stanford (22-2)	723	2	0
4	NC State (17-2)	671	4	0
5	Louisville (21-2)	652	5	0
6	Baylor (20-2)	619	7	0
7	South Carolina (19-4)	586	6	0
8	Maryland (19-2)	559	8	0
9	UCLA (14-4)	516	10	0
10	Indiana (16-4)	493	11	0
11	Arizona (15-4)	436	9	0
12	Michigan (13-3)	407	12	0
13	Arkansas (19-7)	369	16	0
14	South Florida (14-2)	318	13	0
15	Gonzaga (21-3)	280	19	0
16	Tennessee (15-6)	262	21	0
17	Missouri State (18-2)	243	19	0
18	Oregon (13-7)	240	15	0
19	Kentucky (16-7)	231	17	0
20	Ohio State (13-6)	220	14	0
21	Georgia (18-5)	219	18	0
22	South Dakota State (21-2)	143	24	0
23	West Virginia (18-4)	127	22	0
24	Florida Gulf Coast (21-2)	77	26	0
25	Northwestern (13-6)	58	25	0

**OTHERS RECEIVING VOTES:** Rutgers (12-3) 53; DePaul (14-7) 22; Rice (15-2) 12; Marquette (17-5) 11; Iowa (14-7) 7; Dayton (13-2) 6; North Carolina (13-9) 4; Oklahoma State (17-7) 3; Georgia Tech (14-7) 3; Oregon State (9-6) 2; Mississippi State (10-8) 2; Houston (15-5) 2; Seton Hall (14-6) 1; Central Florida (13-2) 1.

game this season, which ranks third-most in the Big 12 and 105th in the nation.

- TCU's 148 three-pointers made on the year ranks 75th overall in the nation.

**BIG 12 CHAMPIONSHIP SEEDING SCENARIOS**

- TCU heads into Sunday's game with a few different championship tournament seeding scenarios. The Horned Frogs could end as high as the No. 7 seed and as low as the No. 9 seed.
- A win over Texas would give TCU the No. 7 seed. The Frogs would be tied with Texas Tech at five conference wins each, but with the Frogs going 1-1 against OU, TCU would win the tiebreaker.
- A loss to Texas on Sunday, but a Kansas State loss at OU would give TCU the No. 8 seed. The Horned Frogs would end the season in sole-possession of eighth place, earning the No. 8 seed.
- A loss on Sunday, but a K-State win over OU would pit both teams in a tie at four wins each. Both teams earned a win over each other and both teams would have wins against the same teams (Texas Tech, Kansas and OU), thus resulting in a draw.
- According to Big 12 tie-breaking scenarios, a single slip of paper for each institution (with name or logo) will be placed into a container and will be drawn in order of seeding from highest to lowest.

**I HEARD SHE HAD A GREAT GAME**

- Senior Lauren Heard played one of the best all-around games the Horned Frogs have seen in recent memory, scoring 31 points, pulling down 9 rebounds and collecting 11 steals. She also drained 13 free throws on the evening.
- Heard is just the 23rd player to score at least 31 points in a game, while her 11 steals broke a single-game school record.
- Heard's 13 free throws made also ranks tied for seventh-most in a game, while her 17 attempts rank tied for fifth most in a single game.

**DON'T EVEN THINK OF 60**

- TCU has limited an opponent to under 60 points five times this season and are 5-0 in those games.
- Under head coach Raegan Pebley, the Horned Frogs are 56-3 (.949) all-time when limiting the opposing team to score 60 points or less.
- The Horned Frogs have won 14 straight games when limiting opposing teams to under 60 points.
- The last time a TCU team was defeated, limiting an opponent to under 60 points, came back on April 3, 2019, against Arizona in the WNIT Semifinals. Arizona won the game 59-53.

**CHARITY STRIPE GREATNESS**

- TCU has shot 90 percent or better from the free throw line in two home games this season.
- The Horned Frogs drained 10-of-11 (.909) against Texas Tech back on Jan. 23, and then on Jan. 30, against West Virginia, the Frogs were 19-of-20 (.950).
- TCU's .950 effort ranks as the second-best free throw shooting percentage in team single-game history (minimum of 15 free throws made).
- Only TCU's 22-of-22 (1.000) effort against Texas State back on Nov. 25, 2012, ranks higher.

- It is TCU's highest free throw shooting percentage in a game since going 23-of-25 (.920) from the free throw line against Arkansas back on March 28, 2019.

**FREE THROW LINE PERFECTION**

- Senior Lauren Heard and junior Patricia Morris were both perfect from the free throw line in TCU's 19-of-20 charity stripe effort against WVU.
- Heard went 9-of-9 from the charity stripe, while Morris converted 8-of-8 free throws on the day.
- For Heard, it was her second 100 percent effort from the free throw line this season and the sixth overall the past two seasons.
- Morris was seeing game action for the first time since Dec. 22, and all she did was set a new single-game career-high with eight free throws made.
- Morris' previous career-high at the free throw line was seven FT's made against Washington State back on March 5, 2020, when she was still a member of Oregon State.

**FASTEST TO 100**

- Lauren Heard, who scored 125 points through the first six games of the season, became the fifth different TCU player to pour in at least 100 points through her first six games of a season over the past 15 years.
- Zahna Medley is the last player to score 100+ points in six games, having done it in both 2015-16 and 2013-14. She scored 102 points in six games back in 2015-16 and notched 116 points in six games during the 2013-14 campaign.
- Heard joined the likes of Emily Carter (136, 2010-11), TK Lafleur (102, 2008-09) and Adrienne Ross (101, 2006-07) as the only other players to score 100+ points in six games in the past 15 seasons.

**YOU STOLE IT!**

- TCU tallied 21 steals in its season-opening win against Incarnate Word.
- The Horned Frogs totaled 20+ steals in a game for the first time in more than 16 seasons. It was the first 20-steal game since collecting 20 steals against Cornell back on Jan. 2, 2006.
- The 21 steals are tied for the fourth-most in a single game by a TCU team.
- The all-time record is 24 steals, which happened twice overall, but the last time coming against Southern Miss back in 2005.

**LEAGUE HONORS**

- Senior Lauren Heard was named the Big 12 Co-Player of the Week on Dec. 14, while Aja Holmes was tabbed the Freshman of the Week on Jan. 25.
- Heard earned Big 12 Player of the Week honors for the third time in her career, after collecting a pair of POW selections last season.
- She is the first TCU player to be named Big 12 Player of the Week three times in a career, surpassing Zahna Medley as the only other two-time Big 12 POW recipient. Medley was also tabbed a Big 12 Freshman of the Week four times.
- Holmes is the fourth different TCU freshman to earn Big 12 Freshman accolades and the first since Mikayla Christian, who earned the honor back on Dec. 27, 2016.

**SERIES BREAKDOWN**



VS.



Meeting ..... 50th  
 All-Time Series ..... Texas leads, 45-4  
 Date Series Began ..... Feb. 5, 1983  
 Last Game Played ..... Jan. 20, 2021  
 Current Winning Streak ..... Texas, won 2  
 TCU at Home ..... 3-19  
 TCU on the Road ..... 1-22  
 TCU on a Neutral Court ..... 0-4

**SINCE TCU JOINED THE BIG 12 CONFERENCE**

TCU Record in Series ..... 4-14  
 TCU at Home ..... 3-5  
 TCU on the Road ..... 1-7  
 TCU on a Neutral Court ..... 0-2

**LAST 10 GAMES**

Date	W/L	Score	Location
01/20/2021	L	54-71	Austin
02/26/2020	L	67-77	Fort Worth
01/03/2020	W	65-63	Austin
03/09/2019	L	64-66	Oklahoma City*
03/05/2019	L	48-62	Fort Worth
01/19/2019	L	67-73	Austin
02/03/2018	L	65-92	Austin
01/10/2018	W	79-77	Fort Worth
01/25/2017	L	69-77	Fort Worth
01/07/2017	L	54-83	Austin

\* - Big 12 Conference Tournament

**TALE OF THE TAPE**

	TCU	UT
<b>Record</b>	9-13	16-8
<b>Conference Record</b>	4-13	10-7
<b>Scoring</b>	68.6	69.9
<b>Opponent Scoring</b>	72.5	62.0
<b>Scoring Margin</b>	-3.9	+8.0
<b>Field Goal Percentage</b>	.404	.407
<b>Field Goal Percentage Defense</b>	.418	.424
<b>Three-Point Field Goal Percentage</b>	.315	.312
<b>Three-Point Field Goal Percentage Defense</b>	.316	.321
<b>Free Throw Percentage</b>	.717	.698
<b>Rebounding</b>	37.0	38.2
<b>Opponent Rebounding</b>	38.6	34.5
<b>Rebounding Margin</b>	-1.6	+3.6
<b>Assists</b>	14.7	12.4
<b>Turnovers</b>	15.2	14.2
<b>Steals</b>	7.0	8.9
<b>Blocks</b>	3.3	3.6

**TEAM LEADERS**

	--- TCU ---		--- UT ---	
<b>Scoring</b>	Heard	21.4 / gm	Collier	21.0 / gm
<b>Rebounding</b>	Heard	7.0 / gm	Collier	12.2 / gm
<b>Assists</b>	Heard	112	Lambert	64
<b>Steals</b>	Heard	53	Taylor	49
<b>Blocks</b>	Y. Morris	18	Collier	29

**HEARD'S PUSH FOR THE RECORD BOOKS**

**CAREER RECORDS**

**POINTS**

5. Lynn Davis	1978-91	1,683
6. Emily Carter	2007-11	1,563
<b>7. Lauren Heard</b>	<b>2017-Present</b>	<b>1,531</b>
8. Jordan Moore	2015-19	1,514

**FIELD GOALS MADE**

5. Helena Sverrisdottir	2007-11	562
6. Janice Dziuk	1986-90	545
<b>7. Lauren Heard</b>	<b>2017-Present</b>	<b>480</b>
Natalie Ventress	2012-15	480
9. Leah Garcia	1994-98	478

**FIELD GOAL ATTEMPTS**

4. Helena Sverrisdottir	2007-11	1,293
5. Natalie Ventress	2012-15	1,291
<b>6. Lauren Heard</b>	<b>2017-Present</b>	<b>1,268</b>
7. Leah Garcia	1994-98	1,262

**FREE THROWS MADE**

1. Sandora Irvin	2001-05	482
2. Helena Sverrisdottir	2007-11	469
<b>3. Lauren Heard</b>	<b>2017-Present</b>	<b>459</b>
4. Emily Carter	2007-11	398

**CAREER RECORDS (CONTINUED)**

**FREE THROW ATTEMPTS**

1. Sandora Irvin	2001-05	705
<b>2. Lauren Heard</b>	<b>2017-Present</b>	<b>637</b>
3. Helena Sverrisdottir	2007-11	599
4. Jordan Moore	2015-19	524

**ASSISTS**

3. Natasha Lacy	2003-06	461
4. Jill Sutton	1997-2001	445
<b>5. Lauren Heard</b>	<b>2017-Present</b>	<b>403</b>
Kianna Ray	2016-20	401
7. Adrienne Ross	2003-08	387

**STEALS**

4. Helena Sverrisdottir	2007-11	227
Natasha Lacy	2003-06	227
6. Sandora Irvin	2001-05	224
<b>7. Lauren Heard</b>	<b>2017-Present</b>	<b>215</b>
8. Kianna Ray	2016-20	205

**REBOUNDS**

7. Tiffany Evans	2000-04	676
8. Stacy Francis	1994-98	637
<b>9. Lauren Heard</b>	<b>2017-Present</b>	<b>610</b>
10. Amy Okonkwo	2016-19	606





## BIG 12 STANDINGS

TEAM	BIG 12	PCT.	H	A	Streak	OVERALL PCT.	H	A	N	Streak	
Baylor	15-1	0.938	7-1	8-0	W12	20-2	0.909	11-1	9-1	0-0	W12
West Virginia	13-4	0.765	7-2	6-2	W2	19-4	0.826	11-2	6-2	2-0	W2
Oklahoma State	13-5	0.722	8-1	5-4	L1	17-7	0.708	11-3	6-4	0-0	L1
Iowa State	12-6	0.667	7-2	5-4	W2	16-9	0.640	10-3	6-6	0-0	W2
Texas	10-7	0.588	6-3	4-4	L2	16-8	0.667	12-4	4-4	0-0	L2
Oklahoma	8-9	0.471	3-5	5-4	L1	11-11	0.500	6-6	5-5	0-0	L1
Texas Tech	5-13	0.278	4-5	1-8	L2	10-14	0.417	9-6	1-8	0-0	L2
TCU	4-13	0.235	3-5	1-8	W1	9-13	0.409	8-5	1-8	0-0	W1
Kansas State	3-14	0.176	3-6	0-8	L1	8-16	0.333	7-8	1-8	0-0	L1
Kansas	3-14	0.176	3-5	0-9	L7	7-16	0.304	7-6	0-10	0-0	L7

## BIG 12 PRESEASON HONORS

## PRESEASON PLAYER OF THE YEAR

NaLyssa Smith, Baylor, F, 6-2, Jr., Converse, Texas

## PRESEASON NEWCOMER OF THE YEAR

DiJonai Carrington, Baylor, G, 5-11, Gr., San Diego, Calif.

## PRESEASON FRESHMAN OF THE YEAR

Sarah Andrews, Baylor, G, 5-6, Irving, Texas

## PRESEASON ALL-BIG 12 TEAM

Queen Egbo, Baylor  
 DiDi Richards, Baylor  
 NaLyssa Smith\*, Baylor  
 Ashley Joens, Iowa State  
 Ayoka Lee, Kansas State  
 Taylor Robertson, Oklahoma  
 Natasha Mack, Oklahoma State

## Lauren Heard, TCU

Charli Collier, Texas  
 Vivian Gray, Texas Tech

## HONORABLE MENTION

Kristin Scott (Iowa State), Zakiyah Franklin (Kansas), Holly Kersgieter (Kansas), Rachel Ranke (Kansas State), Ana Llanusa (Oklahoma), Madi Williams (Oklahoma), Celeste Taylor (Texas), Chrislyn Carr (Texas Tech), Kysre Gondrezick (West Virginia) and Kari Niblack (West Virginia).

## BIG 12 PRESEASON POLL

1. Baylor (9)	81
2. Texas (1)	73
3. Iowa State	69
4. Kansas State	50
5. West Virginia	45
6. Texas Tech	36
7. Oklahoma	33
8. Oklahoma State	26
<b>9. TCU</b>	<b>23</b>
10. Kansas	14

## BIG 12 PLAYERS OF THE WEEK

DATE	PLAYER	SCHOOL
Nov. 30	Charli Collier	Texas
Dec. 7	Ashley Joens	Iowa State
<b>Dec. 14</b>	<b>Lauren Heard</b>	<b>TCU</b>
	Ashley Joens	Iowa State
Dec. 21	NaLyssa Smith	Baylor
Dec. 28	Natasha Mack	Oklahoma State
Jan. 4	Madi Williams	Oklahoma
Jan. 11	Natasha Mack	Oklahoma State
Jan. 18	Ashley Joens	Iowa State
Jan. 25	Charli Collier	Texas
Feb. 1	Kysre Gondrezick	West Virginia
Feb. 8	Natasha Mack	Oklahoma State
Feb. 15	Madi Williams	Oklahoma
Feb. 22	Vivian Gray	Texas Tech
Mar. 1	Taylor Robertson	Oklahoma
Mar. 9		

## BIG 12 FRESHMAN OF THE WEEK

DATE	PLAYER	SCHOOL
Nov. 30	Ioanna Chatzileonti	Kansas
Dec. 7	Ioanna Chatzileonti	Kansas
Dec. 14	Lexi Donarski	Iowa State
Dec. 21	Hannah Gusters	Baylor
	Lexy Keys	Oklahoma State
Dec. 28	Emily Ryan	Iowa State
Jan. 4	DeYona Gaston	Texas
Jan. 11	Lexi Donarski	Iowa State
Jan. 18	Emily Ryan	Iowa State
<b>Jan. 25</b>	<b>Aja Holmes</b>	<b>TCU</b>
Feb. 1	Kylie Feuerbach	Iowa State
Feb. 8	Lexy Keys	Oklahoma State
Feb. 15	Lexi Donarski	Iowa State
Feb. 22	Lexi Donarski	Iowa State
Mar. 1	Lexi Donarski	Iowa State
Mar. 9		

## TCU HONOR ROLL

## LAUREN HEARD

Preseason All-Big 12	Oct. 21
Lieberman Watch List	Nov. 9
Naismith Trophy Watch List	Nov. 17
TCU Student-Athlete of the Week	Dec. 2
Big 12 Player of the Week	Dec. 14
TCU Student-Athlete of the Week	Dec. 15
TCU Student-Athlete of the Week	Jan. 26
TCU Student-Athlete of the Week	Feb. 16
TCU Scholar-Athlete of the Month	Mar. 5

## YUMMY MORRIS


TCU Scholar-Athlete of the Month	Dec. 2
----------------------------------	--------

## AAHLIYAH JACKSON


TCU Scholar-Athlete of the Month	Jan. 19
----------------------------------	---------

## AJA HOLMES

Big 12 Freshman of the Week	Jan. 25
-----------------------------	---------



ED & RAE SCHOLLMAYER ARENA | OPENED 2015-16



TCU INSIDE SCHOLLMAYER ARENA

YEAR	NC	B12	PS	OVA	PCT.
2020-21	5-0	3-5	0-0	8-5	.615
2019-20	7-0	6-3	0-0	13-3	.812
2018-19	8-0	6-3	3-0	17-3	.850
2017-18	6-1	5-4	2-0	13-5	.722
2016-17	8-1	3-6	0-0	11-7	.611
2015-16*	1-0	5-4	2-0	8-4	.667
	<b>35-2</b>	<b>28-24</b>	<b>7-0</b>	<b>70-27</b>	<b>.721</b>

\* - **First Game:** \_\_\_\_\_ Dec. 20, 2015  
TCU 76, Southern Utah 47

NC - Non-Conference  
B12 - Big 12 Conference  
PS - Postseason

Previously known as the Daniel-Meyer Coliseum, the facility underwent a \$72 million renovation that was completed during the 2015-16 season. The Schollmaiers provided the lead gift of \$10 million. The Daniel-Meyer name is still prominent as the entire area is known as the Daniel-Meyer Athletic Complex.

The TCU men's and women's basketball programs received new locker rooms and team meeting rooms as well as an expanded sports medicine center. There is also locker rooms for visiting teams and a new video board.

The new building facade for the Ed and Rae Schollmaier Arena architecturally complements Amon G. Carter Stadium and the TCU campus. The interior has a lower playing surface to increase courtside seating and provide a more intimate atmosphere. Wider concourses and multiple public entries have helped ease congestion. The fan experience is further enhanced by new concession stands, a food court and restrooms as well as increased points of sale. A new courtside club lounge is also located on floor level. The facility also includes offices for the athletics administrative staff as well as coaches in various sports, allowing the Ed and Rae Schollmaier Arena to be the hub of TCU Athletics.

Additional features of the Ed and Rae Schollmaier Arena are the Jane & John Justin TCU Athletics Hall of Fame on the concourse level, offices for Olympic sports and administration and a larger main ticket office to support the arena and Amon G. Carter Stadium.

**ED AND RAE SCHOLLMAYER HISTORY**

Ed Schollmaier is the retired CEO of Alcon Laboratories, Inc., while the late Rae Schollmaier was a dedicated civic volunteer. Through the Schollmaier Foundation, they are longtime philanthropic leaders in Fort Worth.

A TCU Trustee since 1996, Ed Schollmaier chaired the Building and Grounds Committee and served on the Executive, Fiscal Affairs and Intercollegiate Athletics committees, as well as the Committee on Trusteeship.

Ed Schollmaier was a member of the Neeley School International Board of Visitors and the recipient of Neeley's Ike Harrison Award. He has been recognized as an Honorary Alumnus and an Honorary TCU Letterman. Rae Schollmaier served on the College of Fine Arts International Board of Visitors, the Fine Arts Task Force of The Commission on the Future of TCU and the KinderFrogs School Advisory Board. For their service and generous support, the Schollmaiers were honored with TCU's Horizon Award and the Royal Purple Award.

The Schollmaiers have also supported TCU Athletics through the Ed and Rae Schollmaier Basketball Complex, which opened in 2004.





HEAD COACH | RAEGAN PEBLEY | 7TH SEASON



Raegan Pebley is in her seventh season as TCU women's basketball head coach in 2020-21. Pebley led the Horned Frogs to four postseason appearances in her first five seasons, including WNIT Semifinals appearances in both 2017-18 and 2018-19. The 2019-20 squad was on the way to making a postseason

appearance prior to the NCAA Tournament being canceled due to the COVID-19 pandemic.

Pebley (pronounced Pee-blee) has had the Frogs on an upward trend over the past three seasons, as their 69 total wins during that stretch are ranked third among all Big 12 teams while its 32 conference victories also rank third.

The 2019-20 campaign saw the Frogs register a 22-7 overall record and a 13-5 mark in Big 12 play. It marked Pebley's third-consecutive 20-win season, while the 13 Big 12 wins rank most in school history. It also matches the most conference wins for TCU in any league (2000-01, WAC; 2007-08 and 2010-11, MWVC). TCU would go onto finish second-place in the Big 12 standings - the highest finish for the Frogs since joining the league in 2012-13.

The Frogs have been on an upward trend over the past three seasons. TCU notched a 24-11 record in 2018-19, coming up just one-win shy of the school's record 25 victories (2000-01, 2003-04). In addition, TCU also set program records with 17 home victories in 2018-19 and the 13 Big 12 Conference wins this past season. The Horned Frogs also managed to register its most road wins in the Pebley era, notching nine victories on the road in 2019-20.

TCU collected its first national ranking in 10 years during the 2017-18 campaign, as well, coming in as high as No. 22. The Frogs then made its way back into the WBCA Top-25 rankings during the 2019-20 season, coming in at No. 25, the week of Feb. 25.

TCU ranked among the Big 12's top teams this past season, ranking first in free throw attempts (621), third in free throws made (417), second in steals (274), first in steals per game (9.4), second in opponent three-point percentage (.273), and first in forced turnovers (18.62). Three different Horned Frogs would go onto earn All-Big 12 honors, giving TCU at least two players on the All-Big 12 team in four of its six seasons as a member of the Big 12 Conference.

Lauren Heard became just the third Horned Frog in program history to be named to the All-Big 12 First Team, joining Zahna Medley (2014, 2015, 2016) and Jordan Moore(2019). Kianna Ray would earn second team honors and Jayde Woods was named honorable mention. A total of 14 players have earned All-Big 12 honors under Pebley.

The 2019-20 campaign also saw Pebley record her 100th victory on the sidelines at TCU. She is just the second coach in school history to boast at least 100 victories at the helm of the Horned Frogs basketball program.

The Frogs went on a tear in the postseason for a second-consecutive year in 2018-19, winning four games in the WNIT before falling on the road to eventual champion Arizona in the semifinals. Pebley's squad dominated the early rounds of the tournament, winning its first four games by an average of 17 points, including three victories at home and an impressive road win at Arkansas.

TCU finished among the top-three teams in the Big 12 in several statistical categories in 2018-19, including scoring defense, blocked shots, assists, turnover margin and steals. The Frogs finished eighth in the NCAA in both total blocked shots (189) and blocked shots per game (5.4) and led the Big 12 in total steals (331), steals per game (9.5) and turnovers forced per game (17.34).

The 2018-19 season was a continuation of a successful

climb for TCU under Pebley. The Frogs won 18 games in each of her first two seasons with a WNIT Second Round appearance in 2014-15 followed by appearances in the WNIT Third Round and Semifinals in 2015-16 and 2017-18, respectively. TCU's WNIT victory in 2015 was its first postseason win in seven years.

During the 2017-18 campaign, the Frogs earned their first national ranking since 2010, claiming a spot in the top-25 for three weeks. The ranking came in the midst of a seven-game Big 12 winning streak, the Frogs' best conference winning streak since 2008. During the streak, the Frogs beat No. 7 Texas then knocked off No. 15 West Virginia on the road, marking just the second time in program history TCU won back-to-back games against ranked teams.

The Frogs went on to finish 9-9 in the Big 12 in 2017-18, capping the regular season with a win over Oklahoma in the Big 12 Championship quarterfinal and advancing to the first semifinal since the Frogs joined the Big 12.

TCU then played in its third WNIT under Pebley and made a deep run in the tournament, advancing to the semifinal where the Frogs fell on the road to eventual champion Indiana. Along the way, TCU won four games in the tournament, including a pair of road wins, pushing TCU's total to 10 wins away from home in 2017-18, the program's most since 2004-05.

In 2017-18, TCU was the only Big 12 team to finish in the Big 12's top three in field goal, 3-point and free throw percentage. The Frogs averaged 74.8 points and 16.5 assists per game, both the second best in program history, and posted a program-best 1.1 assist-turnover ratio.

Individually, numerous players have flourished in Pebley's system, perhaps none more than TCU's all-time leading scorer, Medley who earned three All-Big 12 First Team honors in her career - two under Pebley - and was the first three-time all-conference first team selection in program history.

Medley finished her career with TCU bests of 1,975 career points, a 15.6 points per game scoring average and 316 made 3-pointers. She finished second in TCU history with 633 made field goals and 510 assists.

Moore's progression throughout her TCU career is indicative of Pebley's teaching ability. The Round Rock, Texas, native finished her career as TCU's all-time leader in field goal percentage, shooting 54.7 percent in her four years in Fort Worth, as well as the single-season leader after shooting 59.0 percent in her senior campaign. She also finished seventh in the TCU record book with 1,514 points, second with 892 rebounds and third with 243 blocks.

Additionally, the Frogs have won both of their Big 12 individual awards under Pebley, most recently with Okonkwo earning the Sixth Man Award in 2017-18. Chelsea Prince was named the Big 12 Defensive Player of the Year in 2014-15, marking the fourth-straight such selection under Pebley.

Off the court, the Frogs have seen incredible success under Pebley. In her six seasons, TCU student-athletes have earned 27 Academic All-Big 12 honors, that after earning just four in the two years prior to Pebley's arrival.

Included in the 27 selections is a record four first-team selections in 2019-20. Jada Butts was one of the 2016-17 first team selections and became the first Frog to earn Academic All-Big 12 honors in four straight years, while Ray followed in her footsteps, taking home all-academic honors from 2016-20.

Pebley has not only served TCU, but also the women's basketball community as a whole. She is a member of the Kay Yow Cancer Fund Board of Directors, helping guide the Fund's mission to extend and improve the lives of all women battling cancer by raising money for research and assisting the underserved.

PEPLEY'S TIMELINE

1997-99:	George Mason	Assistant Coach
1999-2001:	Colorado State	Assistant Coach
2002-12:	Utah State	Head Coach
2012-14:	Fresno State	Head Coach
2014-present:	TCU	Head Coach

COACHING HIGHLIGHTS

HONORS (AT TCU)

- ▶ Four WNIT appearances
- ▶ 11 postseason wins
- ▶ 14 All-Big 12 selections
- ▶ Big 12 Defensive Player of the Year
- ▶ Big 12 Sixth Man of the Year
- ▶ 26 Academic All-Big 12 selections

HONORS (PRIOR TO TCU)

- ▶ Seven NCAA Tournaments (two as head coach, one as assistant coach, four as player)
- ▶ 12 overall postseason appearances (NCAA and WNIT)
- ▶ WBCA National Coach of the Year Finalist (2001)
- ▶ WAC Coach of the Year (2001)
- ▶ Rebuilt Utah State program that was reinstated in 2003 after 25-year hiatus

PLAYING HIGHLIGHTS

- ▶ 106-24 record, four NCAA Tournament appearances in four seasons at Colorado
- ▶ Elite Eight appearance as sophomore
- ▶ Two Sweet Sixteen appearances
- ▶ Finished all four seasons ranked in Associated Press Top 25; two AP top-five finishes
- ▶ 1,045 career points, 701 career rebounds
- ▶ Two-time all-conference, including second-team All-Big 12 in 1997
- ▶ 21st overall selection in 1997 WNBA Draft (Utah Starzz)
- ▶ Played in WNBA's first two seasons (Utah Starzz, Cleveland Rockers)

COACHING RECORD

YEAR	SCHOOL	OVERALL	CONF	FINISH
2003-04	Utah State	5-22	5-13	T-8th
2004-05	Utah State	14-14	9-9	6th
2005-06	Utah State	3-24	2-14	9th
2006-07	Utah State	11-18	7-9	6th
2007-08	Utah State	9-20	5-11	7th
2008-09	Utah State	16-15	9-7	T-5th
2009-10	Utah State	13-17	5-11	7th
2010-11	Utah State	18-15	10-6	3rd
2011-12	Utah State	21-10	11-3	2nd
2012-13	Fresno State	24-9	13-3	2nd
2013-14	Fresno State	22-11	13-5	2nd
2014-15	TCU	18-14	9-9	T-3rd
2015-16	TCU	18-15	8-10	T-6th
2016-17	TCU	12-18	4-14	9th
2017-18	TCU	23-13	9-9	5th
2018-19	TCU	24-11	10-8	6th
2019-20	TCU	22-7	13-5	2nd
2020-21	TCU	9-13	4-13	-

SCHOOL	YEARS	OVERALL	CONF
Utah State	9	110-155	63-94
Fresno State	2	46-20	26-8
TCU	7	126-91	57-68
	<b>18</b>	<b>282-266</b>	<b>146-170</b>



TCU



She is also a member of the Women's Basketball Coaches Association (WBCA) Board of Directors, helping the Association's mission to improve and advance the game of women's basketball.

TCU officially announced the hiring of Pebley as the program's seventh head coach on April 1, 2014.

Pebley arrived at TCU after spending the previous two seasons at Fresno State where she led the Bulldogs to Mountain West tournament titles and berths into the NCAA Tournament in each of her two seasons. Fresno State compiled a 46-20 (.697) overall record under the direction of Pebley, including a 26-8 (.765) mark in league play, while four Bulldogs earned All-Mountain West honors, including back-to-back Defensive Player of the Year selections.

Pebley's Fresno State squads featured one of the top defensive units in the country, as the 2012-13 Bulldogs ranked third in the NCAA in steals with 12.9 per game, doing so while only fouling 12.1 times per game to rank No. 7 nationally for the fewest fouls committed per game. The Bulldogs allowed a paltry 62.4 points per contest in the two seasons under Pebley.

The Orem, Utah, native faced a tall task in her first head coaching position, starting the Utah State women's basketball program after its reinstatement in 2003 following a 25-year hiatus. Pebley led the Aggies for nine seasons, building the program from scratch into back-to-back WNIT berths, marking the first postseason appearances in school history.

Pebley garnered WAC Coach of the Year accolades for the 2010-11 season after the Aggies advanced to their first WNIT, where they toppled Arizona, and was a WBCA National Coach of the Year finalist in 2012 after Utah State registered its first-ever 20-win season and returned to the WNIT.

In her nine seasons at Utah State, 12 Aggies earned all-conference honors, including Ashlee Brown, who was named the WAC Defensive Player of the Year in 2012, the first of four straight student-athletes to earn the league's top defensive awards under Pebley. Before taking over the Utah State program, Pebley served as an assistant coach at George Mason from 1997-99 under Jim Lewis and Debbie Taneyhill and at Colorado State from 1999-01 under Tom Collen.

At CSU, the Rams went 48-17 in her two seasons with the team reaching the second round of the NCAA Tournament in 2001 and the semifinals of the WNIT in 2000.

A standout at the University of Colorado, Pebley was selected with the 21st overall pick of the inaugural WNBA Draft in 1997, where she played two seasons with the Cleveland Rockers and Utah Starzz. She has since returned to a role within the league as she regularly serves as the color analyst on television broadcasts for the Dallas Wings.

During her collegiate career at Colorado, Pebley helped lead the Buffs to a 106-24 overall record and four conference championships, including winning the inaugural Big 12 tournament title in 1997. In her career, Pebley earned all-conference accolades twice, including a second team All-Big 12 selection in 1997. She is the first former All-Big 12 selection to return to coach in the league.

CU made two Sweet 16 appearances during her career, including a trip to the Elite Eight during her sophomore season, as the Buffs won a school-record 30 games (30-3 overall). Colorado won 25-straight games that season and finished the year ranked No. 2 in the final AP poll.

Pebley, whose maiden name is Scott, was one of nine players in CU history to score over 1,000 career points (1,045) and collect over 700 rebounds (701). Pebley played under legendary head coach Ceal Barry who was a 2018 inductee into the Women's Basketball Hall of Fame.

Pebley and her husband, Keith, have one son, Joseph, and one daughter, Harper.

## PEBLEY VS. OPPONENTS

Air Force	5-1	North Dakota State	1-1
Alabama	1-0	Northern Arizona	4-0
Alcorn State	2-0	Northern Colorado	0-2
American	0-1	Northwestern State	1-0
Arizona	2-1	Ohio	1-0
Arkansas	1-0	<b>Oklahoma</b>	<b>7-8</b>
Army	2-0	<b>Oklahoma State</b>	<b>6-8</b>
Asbury	1-0	Ole Miss	1-0
Auburn	1-0	<b>Oral Roberts</b>	<b>2-0</b>
<b>Baylor</b>	<b>0-15</b>	Oregon	0-1
Boise State	13-9	Pacific	2-5
Bowling Green	0-1	Pepperdine	0-1
Butler	1-1	Portland	3-3
BYU	0-7	Portland State	0-2
Cal Maritime	1-0	Prairie View A&M	3-0
Cal Poly	3-1	Robert Morris	1-0
Cal State Bakersfield	1-0	Saint Louis	0-2
Cal State Fullerton	2-3	Saint Mary's	2-0
Cal State Northridge	4-1	Sam Houston State	4-0
California	0-1	San Diego	0-1
<b>Central Arkansas</b>	<b>1-0</b>	San Diego Christian	1-0
Cincinnati	1-0	San Diego State	4-2
Colgate	1-0	San Francisco	2-2
Colorado	0-1	San Jose State	12-4
Colorado State	4-2	Santa Clara	1-1
Cornell	1-0	Seton Hall	0-1
Dixie State	0-1	South Dakota	1-0
Duquesne	1-0	Stephen F. Austin	2-0
Eastern Michigan	1-0	SMU	6-0
Eastern Washington	2-0	South Dakota State	1-1
Fresno State	2-14	Southeastern Louisiana	1-0
Georgia	0-1	Southern	1-0
Grambling	2-0	Southern Miss	0-1
Hampton	1-0	Southern Utah	6-1
Hawaii	6-8	Stanford	0-2
Houston Baptist	1-0	<b>Texas</b>	<b>3-12</b>
Idaho	11-10	Texas A&M	0-6
Idaho State	2-7	Texas Southern	2-0
Illinois	0-1	Texas State	3-0
<b>Incarnate Word</b>	<b>2-0</b>	<b>Texas Tech</b>	<b>9-6</b>
Indiana	0-1	UC Irvine	4-3
<b>Iowa State</b>	<b>8-7</b>	UC Merced	1-0
IPFW	0-1	UC Riverside	3-2
<b>Kansas</b>	<b>12-3</b>	UC Santa Barbara	0-4
<b>Kansas State</b>	<b>8-6</b>	ULM	1-0
<b>Lamar</b>	<b>3-0</b>	UNLV	6-1
Liberty	1-0	USC	1-1
Long Beach State	1-4	UT Arlington	2-0
Louisiana Tech	2-14	Utah	1-3
LSU	0-1	Utah State	1-0
Massachusetts	0-1	Utah Valley	5-3
McNeese	1-0	UTEP	0-1
<b>Middle Tennessee</b>	<b>1-1</b>	UTRGV	2-0
Mississippi Valley State	1-0	Washington State	1-1
<b>Missouri</b>	<b>0-0</b>	Weber State	4-4
Missouri State	2-0	<b>West Virginia</b>	<b>5-9</b>
Monmouth	0-1	Western Michigan	0-1
Montana	0-4	Wyoming	3-5
Montana State	2-4	Yale	0-1
Montana State Northern	1-0		
Montana Western	1-0		
Nevada	11-10		
New Mexico	4-0		
New Mexico State	9-6		
New Orleans	1-0		
Nebraska	0-1		
Nicholls State	1-0		
Notre Dame	0-2		

## 2020-21 Opponents in Bold



## TCU RECORD BREAKDOWN

	2020-21 RECORD	PEBLEY ERA
Overall	9-13	126-91
Big 12	4-13	57-68
Home	8-5	92-31
Away	1-8	31-53
Neutral	0-0	4-7
vs Top 25	0-5	8-44
vs Top 10	0-2	1-22
Overtime games	1-1	2-2
November	2-0	34-7
December	3-2	27-13
January	2-6	29-30
February	1-4	23-29
March	1-1	16-12
April	0-0	0-1

## SCORING

TCU leads after 1st quarter	5-1	73-23*
Opponent leads after 1st quarter	4-11	31-49*
Tied after 1st quarter	0-1	4-5*
TCU leads at halftime	5-2	102-16
Opponent leads at halftime	4-11	23-69
Tied at halftime	0-0	1-6
TCU leads after 3rd quarter	5-1	90-11*
Opponent leads after 3rd quarter	3-12	17-65*
Tied after 3rd quarter	1-0	1-1*
TCU scores less than 60	0-5	8-28
TCU scores 60-69	3-2	24-28
TCU scores 70-79	2-5	48-30
TCU scores 80+	4-1	46-5
Opponent scores less than 60	5-0	56-3
Opponent scores 60-69	1-1	44-12
Opponent scores 70-79	3-7	23-36
Opponent scores 80+	0-5	4-40
Games decided by 6 points or less	3-3	31-23

## REBOUNDING

TCU out-rebounds opponent	6-2	83-10
Opponent has equal/more rebounds	3-11	43-81

## FIELD GOALS

TCU has higher FG%	7-3	97-13
TCU has equal/lower FG%	2-10	29-79
TCU shoots higher than 40%	8-5	100-30
TCU shoots lower than 40%	1-8	26-60
Opponent shoots higher than 40%	4-11	45-83
Opponent shoots lower than 40%	5-2	81-8

## THREE-POINT FIELD GOALS

TCU makes 7 or more 3-pointers	4-8	79-44
TCU makes 6 or fewer 3-pointers	5-5	47-47
TCU has higher 3PT FG%	6-4	92-26
TCU has lower 3PT FG%	3-9	34-65

## FREE THROWS

TCU attempts more FT's	7-4	89-26
TCU attempts equal/fewer FT's	2-9	37-65

\* - Does not include 2014-15 season when only halves were played

## TCU PERFORMANCE LIST

SCORING LEADER	SEASON	CAREER
Lauren Heard	16	38
Yummy Morris	2	3
Tavy Diggs	2	2
Michelle Berry	1	2
Aja Holmes	1	1

REBOUNDING LEADER	SEASON	CAREER
Lauren Heard	10	28
Michelle Berry	11	17
Yummy Morris	2	8
Tavy Diggs	1	1
Kayla Mokwuah	1	1

ASSISTS LEADER	SEASON	CAREER
Lauren Heard	16	50
Caroline Germond	5	5
Michelle Berry	2	2
Tavy Diggs	1	1

10+ POINTS	SEASON	CAREER
Lauren Heard	20	63
Michelle Berry	10	13
Yummy Morris	4	10
Tavy Diggs	7	7
Aahliyah Jackson	5	5
Aja Holmes	4	4
Caroline Germond	1	1
Kayla Mokwuah	1	1
Patricia Morris	1	1

15+ POINTS	SEASON	CAREER
Lauren Heard	17	41
Yummy Morris	4	5
Tavy Diggs	4	4
Michelle Berry	1	3
Aja Holmes	1	1

20+ POINTS	SEASON	CAREER
Lauren Heard	11	27
Yummy Morris	2	2
Aja Holmes	1	1

30+ POINTS	SEASON	CAREER
Lauren Heard	4	4

3+ 3-POINTERS	SEASON	CAREER
Lauren Heard	5	12
Aja Holmes	6	6
Michelle Berry	5	6
Aahliyah Jackson	4	4

10+ REBOUNDS	SEASON	CAREER
Lauren Heard	3	9
Michelle Berry	4	7

15+ REBOUNDS	SEASON	CAREER
Lauren Heard	- -	1

5+ ASSISTS	SEASON	CAREER
Lauren Heard	14	34
Caroline Germond	4	4
Michelle Berry	2	2

3+ STEALS	SEASON	CAREER
Lauren Heard	8	29
Michelle Berry	2	4
Aahliyah Jackson	2	2
Caroline Germond	2	2
Yummy Morris	- -	1

3+ BLOCKS	SEASON	CAREER
Yummy Morris	3	8
Kayla Mokwuah	1	1

DOUBLE-DOUBLES	SEASON	CAREER
Lauren Heard	4	8
Michelle Berry	2	4

## TCU STREAKS

TEAM	
Overall	1
vs. Ranked Teams	0
vs. Unranked Teams	1
Home	0
Home vs. Big 12	0
Home vs. Non-Conference	28
Home vs. Ranked	0
Home vs. Unranked	0
Home vs. Unranked Non-Conference	28
Road	1
Road vs. Big 12	1
Road vs. Non-Conference	0
Road vs. Ranked	0
Road vs. Unranked	1
Road vs. Unranked Non-Conference	0
Neutral	0
Neutral vs. Ranked	0
Neutral vs. Unranked	0

## CONSECUTIVE GAMES 10+ POINTS

Lauren Heard	2
Aja Holmes	1
Tavy Diggs	1

## CONSECUTIVE STARTS

Lauren Heard	78
Tavy Diggs	4
Aahliyah Jackson	3
Aja Holmes	3
Kayla Mokwuah	1

## CONSECUTIVE GAMES PLAYED

Lauren Heard	122
Michelle Berry	52
Yummy Morris	52
Tavy Diggs	23
Caroline Germond	22
Aja Holmes	22
Kayla Mokwuah	22
Patricia Morris	8
Aahliyah Jackson	3
Amari Conn	3



## TCU 2020-21 HIGHS/LOWS

## MOST 1ST QUARTER POINTS

TCU	25	vs Kansas	01/17/21
OPP	28	vs Iowa State	12/02/20

## FEWEST 1ST QUARTER POINTS

TCU	8	at Oklahoma State	01/09/21
OPP	5	vs Oral Roberts	12/22/20

## MOST 2ND QUARTER POINTS

TCU	23	at Oklahoma	03/04/21
OPP	26	vs Iowa State	12/02/20

## FEWEST 2ND QUARTER POINTS

TCU	6	vs Central Arkansas	11/28/20
OPP	9	vs Oral Roberts	12/22/20

## MOST FIRST HALF POINTS

TCU	41	at Oklahoma	03/04/21
OPP	54	vs Iowa State	12/02/20

## FEWEST FIRST HALF POINTS

TCU	20	vs Texas Tech	01/23/21
OPP	14	vs Oral Roberts	12/22/20

## MOST 3RD QUARTER POINTS

TCU	28	vs Kansas State	02/10/21
OPP	28	vs Oklahoma State	01/06/21

## FEWEST 3RD QUARTER POINTS

TCU	10	vs West Virginia	01/30/21
OPP	10	vs Central Arkansas	11/28/20

## MOST 4TH QUARTER POINTS

TCU	27 (2x) last, at Oklahoma	03/04/21
OPP	30 at Kansas	02/07/21

## FEWEST 4TH QUARTER POINTS

TCU	12 vs Baylor	01/02/21
OPP	6 at Oklahoma State	01/09/21

## MOST POINTS IN A GAME

TCU	84 vs Incarnate Word	11/25/20
OPP	92 at Iowa State	02/13/21

## FEWEST POINTS IN A GAME

TCU	49 at Baylor	01/26/21
OPP	48 (2x) last, vs Oral Roberts	12/22/20

## BIGGEST WIN MARGIN

TCU	26 vs Lamar	12/09/20
OPP	33 at Baylor	01/26/21

## CLOSEST WIN MARGIN

TCU	3 vs Kansas	01/17/21
OPP	3 (2x) last, at Kansas State	03/01/21

## SPECIALTY STATISTICS COMPARISON (TCU-OPP)

OPPONENT	OFF T/O	IN PAINT	2ND-CHANCE	FAST BREAK	BENCH
INCARNATE WORD	33-7	60-16	11-3	20-12	16-29
CENTRAL ARKANSAS	29-13	32-24	3-7	8-7	17-21
IOWA STATE	12-17	34-38	8-17	9-12	24-28
at Missouri	-	-	canceled	-	-
LAMAR	12-7	52-14	10-6	19-12	22-12
MIDDLE TENNESSEE	24-14	30-30	10-16	23-7	21-12
at Texas Tech	20-16	28-28	8-3	8-3	14-18
ORAL ROBERTS	19-18	30-18	10-8	8-13	11-15
BAYLOR	11-13	18-24	9-16	4-9	11-18
OKLAHOMA STATE	14-23	20-40	12-13	2-19	23-6
at Oklahoma State	0-15	12-38	5-8	0-15	10-4
KANSAS	14-17	30-40	12-11	9-9	16-20
at Texas	9-24	22-28	4-13	5-0	10-10
TEXAS TECH	6-13	26-28	7-4	22-8	16-8
at Baylor	10-24	24-46	11-11	7-15	17-30
WEST VIRGINIA	6-16	28-26	2-7	7-13	15-10
at Kansas	7-18	26-20	9-13	3-4	29-36
KANSAS STATE	20-8	16-28	13-6	7-7	30-8
at Iowa State	13-11	26-26	10-16	4-6	26-8
at West Virginia	20-15	28-42	10-8	5-26	11-18
OKLAHOMA	9-17	28-26	14-9	3-5	23-10
at Kansas State	16-15	24-36	11-11	9-2	18-7
at Oklahoma	35-19	42-32	9-4	24-12	22-15
TEXAS					

## TCU STARTERS

OPPONENT	G	G	G/F	F	F/C	RECORD
INCARNATE WORD	Heard	Germond	Jackson	Berry	Y. Morris	1-0
CENTRAL ARKANSAS	Heard	Germond	Jackson	Berry	Y. Morris	2-0
IOWA STATE	Heard	Germond	Jackson	Berry	Y. Morris	2-1
at Missouri	-	-	canceled	-	-	-
LAMAR	Heard	Diggs	Jackson	Berry	Y. Morris	1-0
MIDDLE TENNESSEE	Heard	Diggs	Jackson	Berry	Y. Morris	2-0
at Texas Tech	Heard	Diggs	Jackson	Berry	Y. Morris	2-1
ORAL ROBERTS	Heard	Jackson	Berry	Y. Morris	Mokwuah	1-0
BAYLOR	Heard	Jackson	Berry	Y. Morris	Mokwuah	1-1
OKLAHOMA STATE	Heard	Diggs	Jackson	Berry	Y. Morris	2-2
at Oklahoma State	Heard	Germond	Jackson	Berry	Mokwuah	0-1
KANSAS	Heard	Germond	Jackson	Berry	Y. Morris	3-1
at Texas	Heard	Germond	Jackson	Berry	Y. Morris	3-2
TEXAS TECH	Heard	Germond	Jackson	Berry	Y. Morris	4-2
at Baylor	Heard	Germond	Jackson	Diggs	Berry	0-1
WEST VIRGINIA	Heard	Germond	Jackson	Berry	Y. Morris	4-3
at Kansas	Heard	Germond	Jackson	Berry	Y. Morris	4-4
KANSAS STATE	Heard	Germond	Jackson	Berry	P. Morris	1-1
at Iowa State	Heard	Germond	Jackson	Berry	P. Morris	1-1
at West Virginia	Heard	Germond	Diggs	Berry	P. Morris	0-1
OKLAHOMA	Heard	Diggs	Jackson	Berry	Holmes	0-1
at Kansas State	Heard	Diggs	Jackson	Holmes	P. Morris	0-1
at Oklahoma	Heard	Diggs	Jackson	Holmes	Mokwuah	1-0
TEXAS						



**THE LAST TIME**

**... A TCU TEAM**

Scored 100+ points	W, 112-62 vs. Southeastern La. (12/10/17)
Scored 100+ points in non-overtime game	W, 112-62 vs. Southeastern La. (12/10/17)
Scored 100+ points in a conference game	W, 100-96 (4OT) at Utah (2/10/10)
Scored 100+ points in a Big 12 game	None
Scored 90+ points	W, 96-71, vs. Oklahoma (03/04/20)
Scored 90+ points in a conference game	W, 96-71, vs. Oklahoma (03/04/20)
Played an overtime game	L, 76-79 (OT), at Kansas State (03/01/21)
Won an overtime game	W, 81-78 (OT), vs Kansas (01/17/21)
Played a two overtime game	W, 87-73 (2OT), vs SMU (11/17/10)
Played a three overtime game	L, 111-121 (3OT), vs Hardin-Simmons (11/28/81)
Played a four overtime game	W, 100-96 (4OT), at Utah (02/10/10)
Played consecutive overtime games	None
Held a team to 40 points or less	W, 49-37, vs. Oklahoma State (02/23/20)
Held a team to 20 points or less in a half	14 (1st Half), vs. Oral Roberts (12/22/20)
Shot 60+ percent FG	60.8 (31-51), vs Lamar (03/15/18)
Shot 60+ percent FG in a half	60.0 (21-35) 1st Half, at Kansas (02/08/20)
Held a team to 20 percent FG	15.7 (8-of-51), vs Sam Houston State (11/15/16)
Held a team to 20 percent FG in a half	18.5 (5-of-27) (1st Half), vs Oral Roberts (12/22/20)
Made 10+ 3-pointers	10, at Kansas State (03/01/21)
Made 15+ 3-pointers	18, vs Southeastern La. (12/10/17)
Did not make a 3-pointer	(0-of-9), vs UTRGV (01/05/12)
Held a team to zero 3-pointers	<i>Active streak of 297 games with a 3-pointer</i> (0-of-1), at LSU (12/04/16)
Shot 90 percent FT (min. 10 att.)	95.0 (19-of-20), vs West Virginia (01/30/21)
Attempted 35+ free throws	39, vs Oklahoma (03/03/18)
Made 30+ free throws	32, vs Oklahoma (03/03/18)
Had 30+ assists	33, vs. Southeastern La. (12/10/17)
Had 25+ assists	29, vs. Oklahoma (03/04/20)
Forced 30+ turnovers	30, vs Alcorn State (12/29/18)
Forced 25+ turnovers	28, vs Kansas State (02/01/20)
Had 20+ steals	21, vs Incarnate Word (11/25/20)
Had 15+ steals	21, vs Incarnate Word (11/25/20)
Had 15+ blocks	19, vs UAB (01/16/05)* *NCAA Record
Had 10+ blocks	11, vs. Oral Roberts (12/22/20)
Overcame a 10-point deficit to win	vs Texas Tech (01/23/21)
Overcame a 15-point deficit to win	Trailed by 13, 24-11, with 4:28 left in 2Q, won 61-53 at Texas Tech (02/06/19)
Overcame a 20-point deficit to win	Trailed by 15, 50-35, with 4:29 left in 3Q, won 70-63 vs Iowa State (10/07/15)
Had six players score in double figures	Trailed by 24, 51-27, with 16:21 left in second half, won 86-84 vs Texas Tech (01/07/18)
Had five players score in double figures	Jordan Moore (18), Amy Okonkwo (17), Kianna Ray (13), Toree Thompson (13), Lauren Heard (12), Amber Ramirez (10) vs. Kansas (01/17/21)
Had two players score 20+ points	Lauren Heard (19), Yummy Morris (16), Aahliyah Jackson (13), Michelle Berry (10), Tavy Diggs (10) vs Kansas State (02/10/21)
Had three players score 20+ points	Lauren Heard (27), Aja Holmes (20) vs Stephen F. Austin (03/19/15)
Had two players record double-doubles	Jada Butts (21), Veja Hamilton (21), Chelsea Prince (20) vs Texas Tech (01/23/21)
Beat a ranked team	Lauren Heard (23 pts, 11 reb), Michelle Berry (14 pts, 13 reb) W, 73-60, vs #25 West Virginia (01/26/20)
Beat a top-10 team	W, 79-77, vs #7 Texas (01/10/18)
Beat a top-5 team	W, 82-73, at #3 California (12/07/08)
Beat a ranked team on the road	W, 65-63, at #25 Texas (01/03/20)
Won consecutive games against ranked teams	W, 76-74 (OT), at #15 West Virginia (1/13/18), W, 79-77, vs #7 Texas (01/10/18)
Was ranked in AP Poll	No. 25 (02/24/20)
Was ranked in Coaches Poll	No. 25 (02/24/20)
Highest AP Poll ranking	13th (02/23/04)
Highest Coaches Poll ranking	15th (03/01/04)
Received votes in AP Poll	Received (2) votes (01/25/21)
Received votes in Coaches Poll	Received (7) votes (03/02/20)



**THE LAST TIME**

**... A TCU PLAYER**

Scored 40+ points	43, Emily Carter vs. SMU (11/17/10)
Scored 30+ points	31, Lauren Heard at Oklahoma (03/04/21)
Scored 20+ points	31, Lauren Heard at Oklahoma (03/04/21)
Scored 20+ points in half	21 (1st half), 31 (total), Lauren Heard at Oklahoma (03/04/21)
Scored 10+ points in 10 or more consecutive games	10, Lauren Heard at Oklahoma State (01/09/21) thru at West Virginia (02/20/21)
Scored 10+ points in 15 or more consecutive games	21, Lauren Heard at SMU (11/20/19) thru at Kansas State (02/19/20)
Scored 20+ points in consecutive games	2, Lauren Heard 35, at Kansas State (03/01/21) thru 31, at Oklahoma (03/04/21)
Scored 20+ points in three or more consecutive games	3, Lauren Heard 27, vs Kansas State (02/10/21) thru 38, at West Virginia (02/20/21)
Scored 20+ points in five or more consecutive games	5, Sandora Irvin vs Oklahoma (12/09/04) thru vs Grambling (12/29/04)
Made 10+ field goals	12, 35, Lauren Heard at Kansas State (03/01/21)
Shot 100% FG (min. 5 att.)	5-of-5, Aahliyah Jackson vs Central Arkansas (11/28/20)
Made 8+ 3-pointers	11, Amber Ramirez vs Southeastern La. (12/10/17)
Made 5+ 3-pointers	5, Lauren Heard at Kansas State (03/01/21)
Made 15+ free throws	16, Emily Carter vs SMU (11/17/10)
Made 10+ free throws	13, Lauren Heard at Oklahoma (03/04/21)
Had 20+ rebounds	21, Sandora Irvin vs USF (02/09/11)
Had 15+ rebounds	15, Lauren Heard vs. Oklahoma State (02/23/20)
Had a double-double	Lauren Heard [31 points, 11 steals] at Oklahoma (03/04/21)
Had consecutive double-doubles	3, Amy Okonkwo 36 pts, 14 reb at Arkansas (3/28/19) thru (22 pts, 11 reb) at Arizona (04/03/19)
Had double-double in three or more consecutive games	3, Amy Okonkwo 36 pts, 14 reb at Arkansas (3/28/19) thru (22 pts, 11 reb) at Arizona (04/03/19)
Had double-double in four or more consecutive games	4, Sandora Irvin at Utah (12/19/04) thru vs UT Arlington (01/02/05)
Had double-double in five or more consecutive games	15, Sandora Irvin vs Cincinnati (1/25/04) thru vs Georgia (03/22/04)
Had a triple-double	Helena Sverrisdottir (16 pts, 11 st, 10 reb) vs Oral Roberts (03/17/11) (Three in TCU history)
Had 13+ assists	13, Zahna Medley vs Oklahoma (01/09/13)
Had 10+ assists	10, Kianna Ray vs Duquesne (11/06/18)
Had 7+ steals	11, Lauren Heard at Oklahoma (03/04/21)
Had 5+ steals	11, Lauren Heard at Oklahoma (03/04/21)
Had 10+ blocks	10, Latrica Lovings vs Stephen F. Austin (12/04/13)
Had 5+ blocks	5, Jordan Moore vs Kansas State (02/23/19)
Played every minute in a game	Lauren Heard (40:00), at Iowa State (02/13/21)
Played more than 40 min.	Lauren Heard (41:52), at Kansas State (03/01/21)



## LEAD/DEFICIT BREAKDOWNS

	1Q SCORE TCU-OPP	HT SCORE TCU-OPP	3Q SCORE TCU-OPP	FINAL TCU-OPP	LARGEST LEAD	LARGEST DEFICIT	TIMES TIED	LEAD CHANGES
Incarnate Word	17-19 (-2)	38-35 (+3)	61-47 (+14)	84-59 (+25)	25 (84-59, :25, 4Q)	4 (15-19, :09, 1Q)	7	4
Central Arkansas	20-12 (+8)	26-31 (-5)	50-41 (+9)	65-48 (+17)	17 (65-48, :42, 4Q)	7 (26-33, 9:47, 3Q)	6	4
Iowa State	10-28 (-18)	32-54 (-22)	52-75 (-23)	68-91 (-23)	0 (0-0, 10:00, 1Q)	27 (18-45, 4:17, 2Q)	0	0
Lamar	15-11 (+4)	33-27 (+6)	54-45 (+9)	79-53 (+26)	26 (79-53, :24, 4Q)	2 (15-17, 8:11, 2Q)	3	2
Middle Tennessee	12-18 (-6)	34-35 (-1)	61-61 (0)	83-77 (+6)	9 (72-63, 6:56, 4Q)	11 (41-52, 6:25, 3Q)	8	8
at Texas Tech	20-13 (+7)	36-31 (+5)	50-51 (-1)	27-78 (-6)	16 (20-4, 2:13, 1Q)	7 (52-59, 7:06, 4Q)	4	8
Oral Roberts	9-5 (+4)	24-14 (+10)	44-33 (+11)	62-48 (+14)	18 (32-14, 7:48, 3Q)	1 (0-1, 9:23, 1Q)	0	1
Baylor	10-20 (-10)	23-35 (-12)	38-50 (-12)	50-74 (-24)	1 (5-4, 5:47, 1Q)	24 (50-74, 0:04, 4Q)	0	2
Oklahoma State	16-22 (-6)	25-37 (+12)	40-65 (-25)	53-78 (-25)	0 (0-0, 10:00, 1Q)	30 (43-73, 6:32, 4Q)	0	0
at Oklahoma State	8-22 (-14)	22-37 (+15)	36-63 (-27)	50-69 (-19)	0 (0-0, 10:00, 1Q)	27 (36-63, 0:06, 4Q)	3	0
Kansas	25-15 (+10)	36-30 (+6)	49-54 (-5)	81-78, OT (+3)	10 (25-15, 0:03, 1Q)	7 (49-56, 9:40, 4Q)	5	3
at Texas	14-16 (-2)	24-38 (-14)	39-55 (-16)	54-71 (-17)	5 (12-7, 3:31, 1Q)	18 (44-62, 6:46, 4Q)	6	3
Texas Tech	9-10 (-1)	20-24 (-4)	34-39 (-5)	61-53 (+8)	8 (61-53, 0:14, 4Q)	13 (11-24, 4:28, 2Q)	2	5
at Baylor	13-23 (-10)	23-36 (-13)	35-60 (-25)	49-82 (-33)	0 (0-0, 10:00, 1Q)	36 (40-76, 4:32, 4Q)	2	0
West Virginia	17-18 (-1)	35-38 (-3)	45-56 (-11)	70-79 (-9)	7 (11-4, 7:09, 1Q)	14 (42-56, 0:51, 3Q)	7	12
at Kansas	11-11 (0)	33-25 (+8)	55-52 (+3)	72-82 (-10)	13 (31-18, 3:21, 2Q)	11 (77-66, 0:31, 4Q)	2	2
Kansas State	16-14 (+2)	29-34 (-5)	57-49 (+8)	78-67 (+11)	11 (78-67, 0:21, 4Q)	8 (24-32, 1:33, 2Q)	6	9
at Iowa State	18-22 (-4)	39-41 (-2)	64-68 (-4)	81-92 (-11)	8 (11-3, 6:17, 1Q)	16 (76-92, 1:34, 4Q)	8	9
at West Virginia	19-24 (-5)	38-42 (-4)	57-62 (-5)	78-81 (-3)	8 (19-11, 3:01, 1Q)	14 (42-56, 6:22, 3Q)	4	4
Oklahoma	13-16 (-3)	21-39 (-18)	39-55 (-16)	60-76 (-16)	2 (6-4, 5:55, 1Q)	26 (25-51, 6:09, 3Q)	2	2
at Kansas State	14-21 (-7)	27-37 (-10)	50-55 (-5)	76-79 (-3)	2 (61-59, 3:58, 4Q)	16 (20-36, 3:06, 2Q)	5	8
at Oklahoma	18-19 (-1)	41-36 (+5)	56-60 (-4)	83-79 (+4)	8 (41-33, 0:26, 2Q)	8 (52-60, 0:59, 3Q)	9	11
Texas								



# CAROLINE GERMOND

5-7 | G | JR.

ANGERS, FRANCE | SOUTH PLAINS COLLEGE



## 2020-21 GAME-BY-GAME STATISTICS

DATE	OPPONENT	MIN	FG	%	3FG	%	FT	%	O	D	T	PF	A	TO	B	S	PT
N25	Incarnate Word	28	4-12	.333	1-4	.250	0-0	.000	0	2	2	4	3	1	0	6	9
N28	Central Arkansas	25	1-5	.200	1-3	.333	0-0	.000	1	0	1	3	2	2	0	3	3
D2	Iowa State	28	2-5	.400	1-3	.333	1-2	.500	1	2	3	3	4	0	0	1	6
D9	Lamar	18	1-2	.500	0-1	.000	0-0	.000	0	1	1	3	4	0	0	0	2
D13	Middle Tennessee	31	4-10	.400	2-4	.500	0-0	.000	0	1	1	2	7	2	0	1	10
D19	at Texas Tech	30	1-7	.143	1-5	.200	0-0	.000	2	1	3	4	4	1	0	0	3
D22	Oral Roberts	27	3-6	.500	0-1	.000	0-0	.000	1	2	3	2	5	3	0	2	6
J2	Baylor	24	1-5	.200	0-1	.000	0-0	.000	0	0	0	2	3	0	0	0	2
J6	Oklahoma State	23	0-3	.000	0-2	.000	0-0	.000	0	2	2	2	2	1	1	1	0
J9	at Oklahoma State	20	0-4	.000	0-2	.000	0-0	.000	0	2	2	0	2	4	0	0	0
J17	Kansas	28	3-10	.300	1-5	.200	0-0	.000	0	2	2	4	8	2	1	0	7
J20	at Texas	39	2-8	.250	0-2	.000	2-2	1.000	1	3	4	2	3	6	0	0	6
J23	Texas Tech	30	2-9	.222	0-4	.000	0-0	.000	0	5	5	4	4	1	1	1	4
J26	at Baylor	17	1-3	.333	0-1	.000	0-0	.000	1	1	2	3	3	1	0	1	2
J30	West Virginia	23	1-4	.250	0-1	.000	0-0	.000	0	0	0	3	4	3	0	1	2
F7	at Kansas	26	2-6	.333	1-2	.500	0-0	.000	1	2	3	4	1	3	0	0	5
F10	Kansas State	16	0-4	.000	0-3	.000	0-0	.000	0	1	1	2	2	0	0	0	0
F13	at Iowa State	25	2-6	.333	1-3	.333	0-0	.000	0	1	1	3	4	0	0	1	5
F20	at West Virginia	23	1-4	.250	1-3	.333	1-2	.500	1	2	3	2	7	4	0	0	4
F24	Oklahoma	17	1-3	.333	1-2	.500	0-0	.000	0	2	2	2	0	2	0	0	3
M1	at Kansas State	14	1-4	.250	0-2	.000	1-2	.500	0	2	2	1	2	0	0	0	3
M4	at Oklahoma	11	2-2	1.000	1-1	1.000	1-2	.500	0	4	4	2	0	1	0	0	6
M7	Texas																

## SEASON/CAREER HIGHS

POINTS	
2020-21:	10 Middle Tennessee (12/13/20)
Career:	10 Middle Tennessee (12/13/20)
MINUTES	
2020-21:	39 at Texas (01/20/21)
Career:	39 at Texas (01/20/21)
FIELD GOALS	
2020-21:	4 (2x) last, Middle Tennessee (12/13/20)
Career:	4 (2x) last, Middle Tennessee (12/13/20)
3-POINT FIELD GOALS	
2020-21:	2 Middle Tennessee (12/13/20)
Career:	2 Middle Tennessee (12/13/20)
FREE THROWS	
2020-21:	2 at Texas (01/20/21)
Career:	2 at Texas (01/20/21)
REBOUNDS	
2020-21:	5 Texas Tech (01/23/21)
Career:	5 Texas Tech (01/23/21)
ASSISTS	
2020-21:	8 Kansas (01/17/21)
Career:	8 Kansas (01/17/21)
BLOCKS	
2020-21:	1 (3x) last, Texas Tech (01/23/21)
Career:	1 (3x) last, Texas Tech (01/23/21)
STEALS	
2020-21:	6 Incarnate Word (11/25/20)
Career:	6 Incarnate Word (11/25/20)

## CAROLINE GERMOND'S CAREER STATISTICS

	GP	GS	MIN	AVG. FG	ATT	PCT	3FG	ATT	PCT	FT	ATT	PCT	OFF	DEF	TOT	AVG.	PF	D	AST	A/G	TO	B	S	TP	AVG.	
2020-21	22	13	523	23.8	35	122	.287	12	55	.218	6	10	.600	9	38	47	2.1	57	0	74	3.4	37	3	18	88	4.0
<b>TOTAL</b>	<b>22</b>	<b>13</b>	<b>523</b>	<b>23.8</b>	<b>35</b>	<b>122</b>	<b>.287</b>	<b>12</b>	<b>55</b>	<b>.218</b>	<b>6</b>	<b>10</b>	<b>.600</b>	<b>9</b>	<b>38</b>	<b>47</b>	<b>2.1</b>	<b>57</b>	<b>0</b>	<b>74</b>	<b>3.4</b>	<b>37</b>	<b>3</b>	<b>18</b>	<b>88</b>	<b>4.0</b>



# AAHLIYAH JACKSON

5-10 | G | GR.

FT. SMITH, ARK. | NORTHSIDE HIGH SCHOOL (TEXAS A&M)

# 1



### 2020-21 GAME-BY-GAME STATISTICS

DATE	OPPONENT	MIN	FG	%	3FG	%	FT	%	O	D	T	PF	A	TO	B	S	PT
N25	Incarnate Word	29	2-7	.286	0-1	.000	3-3	1.000	2	1	3	1	3	2	0	3	7
N28	Central Arkansas	25	5-5	1.000	1-1	1.000	2-6	.333	1	1	2	4	2	1	1	1	13
D2	Iowa State	28	1-6	.167	1-2	.500	0-0	.000	0	4	4	2	3	2	1	0	3
D9	Lamar	29	4-6	.667	0-0	.000	5-6	.833	1	3	4	2	0	1	2	1	13
D13	Middle Tennessee	24	0-5	.000	0-2	.000	1-2	.500	1	1	2	4	2	2	0	1	1
D19	at Texas Tech	21	1-5	.200	0-1	.000	0-0	.000	0	1	1	4	1	1	0	0	2
D22	Oral Roberts	24	2-4	.500	1-1	1.000	0-2	.000	0	0	0	1	1	1	2	2	5
J2	Baylor	32	1-6	.167	1-4	.250	2-2	1.000	1	3	4	2	0	4	0	3	5
J6	Oklahoma State	26	1-7	.143	1-5	.200	0-0	.000	0	1	1	0	1	1	0	0	3
J9	at Oklahoma State	13	1-5	.200	1-4	.250	0-0	.000	1	1	2	2	0	1	0	0	3
J17	Kansas	39	4-12	.333	4-11	.364	1-2	.500	1	3	4	4	4	1	1	2	13
J20	at Texas	20	1-2	.500	1-2	.500	2-4	.500	0	2	2	3	1	1	0	0	5
J23	Texas Tech	36	1-8	.125	0-3	.000	0-0	.000	2	6	8	3	0	0	0	0	2
J26	at Baylor	28	0-4	.000	0-2	.000	0-0	.000	1	5	6	1	1	1	0	0	0
J30	West Virginia	37	3-6	.500	3-4	.750	0-0	.000	1	5	6	3	1	1	1	1	9
F7	at Kansas	25	3-5	.600	3-5	.600	1-2	.500	0	0	0	3	1	1	0	0	10
F10	Kansas State	35	1-6	.167	1-6	.167	0-0	.000	0	2	2	0	1	2	1	1	3
F13	at Iowa State	23	3-7	.429	3-7	.429	1-2	.500	1	3	4	5	0	1	1	1	10
F20	at West Virginia	-	-	-	-	-	-	-	DNP	-	-	-	-	-	-	-	-
F24	Oklahoma	21	2-7	.286	1-3	.333	0-2	.000	1	4	5	3	2	1	0	0	5
M1	at Kansas State	37	2-6	.333	2-4	.500	1-2	.500	0	3	3	3	0	0	1	2	7
M4	at Oklahoma	33	1-7	.143	1-5	.200	0-0	.000	0	3	3	3	1	3	0	0	3
M7	Texas																

### SEASON/CAREER HIGHS

POINTS	2020-21:	13 (3x)	last, Kansas (01/17/21)
Career:	13 (3x)	last, Kansas (01/17/21)	

MINUTES	2020-21:	39	Kansas (01/17/21)
Career:	39	Kansas (01/17/21)	

FIELD GOALS	2020-21:	5	Central Arkansas (11/28/20)
Career:	5	Central Arkansas (11/28/20)	

3-POINT FIELD GOALS	2020-21:	4	Kansas (01/17/21)
Career:	4	Kansas (01/17/21)	

FREE THROWS	2020-21:	5	Lamar (12/09/20)
Career:	7	PVAMU (12/21/18)*	

REBOUNDS	2020-21:	8	Texas Tech (01/23/21)
Career:	8	Texas Tech (01/23/21)	

ASSISTS	2020-21:	4	Kansas (01/17/21)
Career:	4	Kansas (01/17/21)	

BLOCKS	2020-21:	2 (2x)	last, Oral Roberts (12/22/20)
Career:	2 (2x)	last, Oral Roberts (12/22/20)	

STEALS	2020-21:	3 (2x)	last, Baylor (01/02/21)
Career:	3 (3x)	last, Baylor (01/02/21)	

\* - at Texas A&M

### AAHLIYAH JACKSON'S CAREER STATISTICS (TCU STATISTICS ONLY)

	GP	GS	MIN	AVG. FG	ATT	PCT	3FG	ATT	PCT	FT	ATT	PCT	OFF	DEF	TOT	AVG.	PF	D	AST	A/G	TO	B	S	TP	AVG.
2020-21	21	21	585	27.9	39	.310	25	73	.342	19	35	.543	14	52	66	3.1	53	1	25	1.2	28	11	18	122	5.8
<b>TOTAL</b>	<b>21</b>	<b>21</b>	<b>585</b>	<b>27.9</b>	<b>39</b>	<b>.310</b>	<b>25</b>	<b>73</b>	<b>.342</b>	<b>19</b>	<b>35</b>	<b>.543</b>	<b>14</b>	<b>52</b>	<b>66</b>	<b>3.1</b>	<b>53</b>	<b>1</b>	<b>25</b>	<b>1.2</b>	<b>28</b>	<b>11</b>	<b>18</b>	<b>122</b>	<b>5.8</b>



# AMARI CONN

5-7 | G | FR.

KANSAS CITY, MO. | LINCOLN PREP

# 4



### 2020-21 GAME-BY-GAME STATISTICS

DATE	OPPONENT	MIN	FG	%	3FG	%	FT	%	O	D	T	PF	A	TO	B	S	PT
N25	Incarinate Word	5	1-2	.500	0-1	.000	0-0	.000	0	1	1	0	0	1	0	0	2
N28	Central Arkansas	3	1-1	1.000	0-0	.000	0-0	.000	0	2	2	0	0	0	0	0	2
D2	Iowa State	-	-	-	-	-	-	-	DNP	-	-	-	-	-	-	-	-
D9	Lamar	2	1-1	1.000	1-1	1.000	0-0	.000	0	0	0	0	0	1	0	0	3
D13	Middle Tennessee	-	-	-	-	-	-	-	DNP	-	-	-	-	-	-	-	-
D19	at Texas Tech	-	-	-	-	-	-	-	DNP	-	-	-	-	-	-	-	-
D22	Oral Roberts	1	0-0	.000	0-0	.000	0-0	.000	0	1	1	0	0	0	0	0	0
J2	Baylor	-	-	-	-	-	-	-	DNP	-	-	-	-	-	-	-	-
J6	Oklahoma State	10	1-3	.333	1-3	.333	0-0	.000	0	2	2	0	1	2	1	1	3
J9	at Oklahoma State	13	2-3	.667	2-3	.667	0-0	.000	0	1	1	1	0	1	0	0	6
J17	Kansas	-	-	-	-	-	-	-	DNP	-	-	-	-	-	-	-	-
J20	at Texas	-	-	-	-	-	-	-	DNP	-	-	-	-	-	-	-	-
J23	Texas Tech	-	-	-	-	-	-	-	DNP	-	-	-	-	-	-	-	-
J26	at Baylor	5	0-0	.000	0-0	.000	0-0	.000	0	0	0	1	0	0	0	0	0
J30	West Virginia	-	-	-	-	-	-	-	DNP	-	-	-	-	-	-	-	-
F7	at Kansas	1	0-0	.000	0-0	.000	0-0	.000	0	0	0	0	0	0	0	0	0
F10	Kansas State	-	-	-	-	-	-	-	DNP	-	-	-	-	-	-	-	-
F13	at Iowa State	-	-	-	-	-	-	-	DNP	-	-	-	-	-	-	-	-
F20	at West Virginia	4	0-1	.000	0-0	.000	0-0	.000	0	0	0	1	0	0	0	1	0
F24	Oklahoma	17	1-1	1.000	1-1	1.000	1-2	.500	0	0	0	0	0	0	0	0	4
M1	at Kansas State	3	0-0	.000	0-0	.000	0-0	.000	0	0	0	0	0	0	0	0	0
M4	at Oklahoma	1	0-0	.000	0-0	.000	0-0	.000	0	0	0	0	0	0	0	0	0
M7	Texas	-	-	-	-	-	-	-	-	-	-	-	-	-	-	-	-

### SEASON/CAREER HIGHS

POINTS	2020-21:	6	at Oklahoma State (01/09/21)
Career:	6	at Oklahoma State (01/09/21)	

MINUTES	2020-21:	17	Oklahoma (02/24/21)
Career:	17	Oklahoma (02/24/21)	

FIELD GOALS	2020-21:	2	at Oklahoma State (01/09/21)
Career:	2	at Oklahoma State (01/09/21)	

3-POINT FIELD GOALS	2020-21:	2	at Oklahoma State (01/09/21)
Career:	2	at Oklahoma State (01/09/21)	

FREE THROWS	2020-21:	1	Oklahoma (02/24/21)
Career:	1	Oklahoma (02/24/21)	

REBOUNDS	2020-21:	2 (2x)	last, Oklahoma State (01/06/21)
Career:	2 (2x)	last, Oklahoma State (01/06/21)	

ASSISTS	2020-21:	1	Oklahoma State (01/06/21)
Career:	1	Oklahoma State (01/06/21)	

BLOCKS	2020-21:	1	Oklahoma State (01/06/21)
Career:	1	Oklahoma State (01/06/21)	

STEALS	2020-21:	1 (2x)	last, at West Virginia (02/20/21)
Career:	1 (2x)	last, at West Virginia (02/20/21)	

### AMARI CONN'S CAREER STATISTICS

	GP	GS	MIN	AVG. FG	ATT	PCT	3FG	ATT	PCT	FT	ATT	PCT	OFF	DEF	TOT	AVG.	PF	D	AST	A/G	TO	B	S	TP	AVG.	
2020-21	12	0	65	5.4	7	12	.583	5	9	.556	1	2	.500	0	7	7	0.6	3	0	1	0.1	5	1	2	20	1.7
<b>TOTAL</b>	<b>12</b>	<b>0</b>	<b>65</b>	<b>5.4</b>	<b>7</b>	<b>12</b>	<b>.583</b>	<b>5</b>	<b>9</b>	<b>.556</b>	<b>1</b>	<b>2</b>	<b>.500</b>	<b>0</b>	<b>7</b>	<b>7</b>	<b>0.6</b>	<b>3</b>	<b>0</b>	<b>1</b>	<b>0.1</b>	<b>5</b>	<b>1</b>	<b>2</b>	<b>20</b>	<b>1.7</b>



# YUMMY MORRIS

6-3 | F | JR.

NORTH LITTLE ROCK, ARK. | NORTH LITTLE ROCK HIGH SCHOOL

# 5



### 2019-20 GAME-BY-GAME STATISTICS

DATE	OPPONENT	MIN	FG	%	3FG	%	FT	%	O	D	T	PF	A	TO	B	S	PT
N25	Incarnate Word	26	12-17	.706	0-0	.000	2-2	1.000	2	4	6	3	0	1	0	2	26
N28	Central Arkansas	22	3-5	.600	0-0	.000	0-0	.000	4	5	9	2	2	2	1	1	6
D2	Iowa State	16	0-4	.000	0-0	.000	2-2	1.000	0	3	3	1	0	2	3	0	2
D9	Lamar	23	8-11	.727	0-0	.000	4-6	.667	2	2	4	1	0	2	0	0	20
D13	Middle Tennessee	28	1-4	.250	0-0	.000	3-4	.750	3	3	6	3	1	0	2	0	5
D19	at Texas Tech	18	3-8	.375	0-0	.000	0-0	.000	2	5	7	1	1	2	1	0	6
D22	Oral Roberts	23	7-15	.467	0-0	.000	1-1	1.000	1	7	8	2	3	2	4	0	15
J2	Baylor	20	4-6	.667	0-0	.000	0-0	.000	1	2	3	4	0	2	0	0	8
J6	Oklahoma State	25	2-7	.286	0-0	.000	2-2	1.000	1	6	7	1	2	3	1	0	6
J9	at Oklahoma State	16	1-4	.250	0-0	.000	0-0	.000	0	1	1	4	1	3	0	1	2
J17	Kansas	34	6-10	.600	0-0	.000	4-4	1.000	2	6	8	4	0	3	2	1	16
J20	at Texas	14	3-4	.750	0-0	.000	0-0	.000	1	1	2	4	0	2	0	1	6
J23	Texas Tech	10	1-2	.500	0-0	.000	0-0	.000	0	3	3	0	0	0	0	0	2
J26	at Baylor	22	3-7	.429	0-0	.000	0-0	.000	2	3	5	1	0	2	0	0	6
J30	West Virginia	18	4-6	.667	0-0	.000	0-0	.000	0	4	4	3	1	1	0	0	8
F7	at Kansas	15	2-4	.500	0-0	.000	0-0	.000	2	4	6	3	0	2	3	1	4
F10	Kansas State	12	2-4	.500	0-0	.000	0-0	.000	1	2	3	3	1	1	0	1	4
F13	at Iowa State	7	1-4	.250	0-0	.000	2-2	1.000	1	2	3	1	0	1	0	0	4
F20	at West Virginia	17	1-3	.333	0-0	.000	0-0	.000	0	1	1	2	2	2	1	1	2
F24	Oklahoma	13	2-5	.400	0-0	.000	3-3	1.000	3	1	4	0	0	1	0	0	7
M1	at Kansas State	19	0-1	.000	0-0	.000	2-2	1.000	0	1	1	5	1	3	0	0	2
M4	at Oklahoma	10	1-3	.333	0-0	.000	0-0	.000	2	1	3	1	1	0	0	0	2
M7	Texas																

### SEASON/CAREER HIGHS

<b>POINTS</b>	2020-21: 26	Incarnate Word (11/25/20)
Career: 26	Incarnate Word (11/25/20)	
<b>MINUTES</b>	2020-21: 34	Kansas (01/17/21)
Career: 34	Kansas (01/17/21)	
<b>FIELD GOALS</b>	2020-21: 12	Incarnate Word (11/25/20)
Career: 12	Incarnate Word (11/25/20)	
<b>3-POINT FIELD GOALS</b>	2020-21: --	--
Career: --	--	
<b>FREE THROWS</b>	2020-21: 4 (2x)	last, Kansas (01/17/21)
Career: 6	Southern (12/16/18)	
<b>REBOUNDS</b>	2020-21: 9	Central Arkansas (11/28/20)
Career: 9 (2x)	last, Central Arkansas (11/28/20)	
<b>ASSISTS</b>	2020-21: 3	Oral Roberts (12/22/20)
Career: 3	Oral Roberts (12/22/20)	
<b>BLOCKS</b>	2020-21: 4	Oral Roberts (12/22/20)
Career: 4 (2x)	Oral Roberts (12/22/20)	
<b>STEALS</b>	2020-21: 2	Incarnate Word (11/25/20)
Career: 3	MVSU (11/11/18)	

### YUMMY MORRIS' CAREER STATISTICS

	GP	GS	MIN	AVG. FG	ATT	PCT	3FG	ATT	PCT	FT	ATT	PCT	OFF	DEF	TOT	AVG.	PF	D	AST	A/G	TO	B	S	TP	AVG.	
2018-19	25	0	170	6.8	24	51	.471	0	0	.000	30	41	.732	19	34	53	2.1	26	0	3	0.1	22	18	6	78	3.1
2019-20	29	0	255	8.8	37	86	.430	0	0	.000	14	20	.700	37	39	76	2.6	46	0	7	0.2	27	16	13	88	3.0
2020-21	22	14	408	18.5	67	134	.500	0	0	.000	25	28	.893	30	67	97	4.4	49	1	16	0.7	37	18	9	159	7.2
<b>TOTAL</b>	<b>76</b>	<b>14</b>	<b>833</b>	<b>11.0</b>	<b>128</b>	<b>271</b>	<b>.472</b>	<b>0</b>	<b>0</b>	<b>.000</b>	<b>69</b>	<b>89</b>	<b>.775</b>	<b>86</b>	<b>140</b>	<b>226</b>	<b>3.0</b>	<b>121</b>	<b>1</b>	<b>26</b>	<b>0.3</b>	<b>86</b>	<b>52</b>	<b>28</b>	<b>325</b>	<b>4.3</b>



# EMMA SCHMIDT

5-9 | G | SR.

WAUKEE, IOWA | WAUKEE HIGH SCHOOL

# 10



### 2020-21 GAME-BY-GAME STATISTICS

DATE	OPPONENT	MIN	FG	%	3FG	%	FT	%	O	D	T	PF	A	TO	B	S	PT
N25	Incarinate Word	2	0-0	.000	0-0	.000	0-0	.000	0	0	0	1	0	0	0	0	0
N28	Central Arkansas	1	0-0	.000	0-0	.000	0-2	.000	0	2	2	0	0	0	0	0	0
D2	Iowa State	-	-	-	-	-	-	-	DNP	-	-	-	-	-	-	-	-
D9	Lamar	1	0-0	.000	0-0	.000	0-0	.000	1	0	1	0	0	0	0	0	0
D13	Middle Tennessee	-	-	-	-	-	-	-	DNP	-	-	-	-	-	-	-	-
D19	at Texas Tech	-	-	-	-	-	-	-	DNP	-	-	-	-	-	-	-	-
D22	Oral Roberts	-	-	-	-	-	-	-	DNP	-	-	-	-	-	-	-	-
J2	Baylor	-	-	-	-	-	-	-	DNP	-	-	-	-	-	-	-	-
J6	Oklahoma State	-	-	-	-	-	-	-	DNP	-	-	-	-	-	-	-	-
J9	at Oklahoma State	-	-	-	-	-	-	-	DNP	-	-	-	-	-	-	-	-
J17	Kansas	-	-	-	-	-	-	-	DNP	-	-	-	-	-	-	-	-
J20	at Texas	-	-	-	-	-	-	-	DNP	-	-	-	-	-	-	-	-
J23	Texas Tech	-	-	-	-	-	-	-	DNP	-	-	-	-	-	-	-	-
J26	at Baylor	-	-	-	-	-	-	-	DNP	-	-	-	-	-	-	-	-
J30	West Virginia	-	-	-	-	-	-	-	DNP	-	-	-	-	-	-	-	-
F7	at Kansas	-	-	-	-	-	-	-	DNP	-	-	-	-	-	-	-	-
F10	Kansas State	-	-	-	-	-	-	-	DNP	-	-	-	-	-	-	-	-
F13	at Iowa State	-	-	-	-	-	-	-	DNP	-	-	-	-	-	-	-	-
F13	at Iowa State	-	-	-	-	-	-	-	DNP	-	-	-	-	-	-	-	-
F20	at West Virginia	-	-	-	-	-	-	-	DNP	-	-	-	-	-	-	-	-
F24	Oklahoma	1	0-1	.000	0-1	.000	0-0	.000	0	0	0	0	0	0	0	0	0
M1	at Kansas State	-	-	-	-	-	-	-	DNP	-	-	-	-	-	-	-	-
M4	at Oklahoma	-	-	-	-	-	-	-	DNP	-	-	-	-	-	-	-	-
M7	Texas	-	-	-	-	-	-	-	DNP	-	-	-	-	-	-	-	-

### SEASON/CAREER HIGHS

<b>POINTS</b>	2020-21: --	--
Career: --	--	--
<b>MINUTES</b>	2020-21: 2	Incarinate Word (11/25/20)
Career: 2	2	Incarinate Word (11/25/20)
<b>FIELD GOALS</b>	2020-21: --	--
Career: --	--	--
<b>3-POINT FIELD GOALS</b>	2020-21: --	--
Career: --	--	--
<b>FREE THROWS</b>	2020-21: --	--
Career: --	--	--
<b>REBOUNDS</b>	2020-21: 2	Central Arkansas (11/28/20)
Career: 2	2	Central Arkansas (11/28/20)
<b>ASSISTS</b>	2020-21: --	--
Career: --	--	--
<b>BLOCKS</b>	2020-21: --	--
Career: --	--	--
<b>STEALS</b>	2020-21: --	--
Career: --	--	--

### EMMA SCHMIDT'S CAREER STATISTICS

	GP	GS	MIN	AVG. FG	ATT	PCT	3FG	ATT	PCT	FT	ATT	PCT	OFF	DEF	TOT	AVG.	PF	D	AST	A/G	TO	B	S	TP	AVG.
2020-21	4	0	5	1.3	0	1	.000	0	1	.000	0	2	.000	1	2	3	0.8	1	0	0	0.0	0	0	0	0.0
<b>TOTAL</b>	<b>4</b>	<b>0</b>	<b>5</b>	<b>1.3</b>	<b>0</b>	<b>1</b>	<b>.000</b>	<b>0</b>	<b>1</b>	<b>.000</b>	<b>0</b>	<b>2</b>	<b>.000</b>	<b>1</b>	<b>2</b>	<b>3</b>	<b>0.8</b>	<b>1</b>	<b>0</b>	<b>0</b>	<b>0.0</b>	<b>0</b>	<b>0</b>	<b>0</b>	<b>0.0</b>



# AALIYAH MORGAN

6-1 | F | FR.

TYLER, TEXAS | LEE HIGH SCHOOL

# 12



## 2020-21 GAME-BY-GAME STATISTICS

DATE	OPPONENT	MIN	FG	%	3FG	%	FT	%	O	D	T	PF	A	TO	B	S	PT
N25	Incarnate Word	6	0-0	.000	0-0	.000	0-0	.000	0	2	2	0	1	1	0	0	0
N28	Central Arkansas	3	0-0	.000	0-0	.000	0-0	.000	0	0	0	1	0	1	0	0	0
D2	Iowa State	2	0-0	.000	0-0	.000	0-0	.000	0	0	0	0	0	0	0	0	0
D9	Lamar	4	0-0	.000	0-0	.000	0-0	.000	0	2	2	0	1	0	0	0	0
D13	Middle Tennessee	-	-	-	-	-	-	-	DNP	-	-	-	-	-	-	-	-
D19	at Texas Tech	-	-	-	-	-	-	-	DNP	-	-	-	-	-	-	-	-
D22	Oral Roberts	-	-	-	-	-	-	-	DNP	-	-	-	-	-	-	-	-
J2	Baylor	-	-	-	-	-	-	-	DNP	-	-	-	-	-	-	-	-
J6	Oklahoma State	-	-	-	-	-	-	-	DNP	-	-	-	-	-	-	-	-
J9	at Oklahoma State	-	-	-	-	-	-	-	DNP	-	-	-	-	-	-	-	-
J17	Kansas	-	-	-	-	-	-	-	DNP	-	-	-	-	-	-	-	-
J20	at Texas	-	-	-	-	-	-	-	DNP	-	-	-	-	-	-	-	-
J23	Texas Tech	-	-	-	-	-	-	-	DNP	-	-	-	-	-	-	-	-
J26	at Baylor	6	0-2	.000	0-2	.000	0-0	.000	0	0	0	0	1	0	0	0	0
J30	West Virginia	-	-	-	-	-	-	-	DNP	-	-	-	-	-	-	-	-
F7	at Kansas	-	-	-	-	-	-	-	DNP	-	-	-	-	-	-	-	-
F10	Kansas State	-	-	-	-	-	-	-	DNP	-	-	-	-	-	-	-	-
F13	at Iowa State	-	-	-	-	-	-	-	DNP	-	-	-	-	-	-	-	-
F20	at West Virginia	1	0-0	.000	0-0	.000	0-0	.000	0	0	0	0	0	0	0	0	0
F24	Oklahoma	1	0-0	.000	0-0	.000	0-0	.000	0	0	0	0	0	0	0	0	0
M1	at Kansas State	-	-	-	-	-	-	-	DNP	-	-	-	-	-	-	-	-
M4	at Oklahoma	-	-	-	-	-	-	-	DNP	-	-	-	-	-	-	-	-
M7	Texas	-	-	-	-	-	-	-	DNP	-	-	-	-	-	-	-	-

## SEASON/CAREER HIGHS

**POINTS**

2020-21:	--	--
Career:	--	--

**MINUTES**

2020-21:	6 (2x)	last, at Baylor (01/26/21)
Career:	6 (2x)	last, at Baylor (01/26/21)

**FIELD GOALS**

2020-21:	--	--
Career:	--	--

**3-POINT FIELD GOALS**

2020-21:	--	--
Career:	--	--

**FREE THROWS**

2020-21:	--	--
Career:	--	--

**REBOUNDS**

2020-21:	2 (2x)	last, Lamar (12/09/20)
Career:	2 (2x)	last, Lamar (12/09/20)

**ASSISTS**

2020-21:	1 (3x)	last, at Baylor (01/26/21)
Career:	1 (3x)	last, at Baylor (01/26/21)

**BLOCKS**

2020-21:	--	--
Career:	--	--

**STEALS**

2020-21:	--	--
Career:	--	--

## AALIYAH MORGAN'S CAREER STATISTICS

	GP	GS	MIN	AVG. FG	ATT	PCT	3FG	ATT	PCT	FT	ATT	PCT	OFF	DEF	TOT	AVG.	PF	D	AST	A/G	TO	B	S	TP	AVG.	
2020-21	7	0	23	3.3	0	2	.000	0	2	.000	0	0	.000	0	4	4	0.6	1	0	3	0.4	2	0	0	0	0.0
<b>TOTAL</b>	<b>7</b>	<b>0</b>	<b>23</b>	<b>3.3</b>	<b>0</b>	<b>2</b>	<b>.000</b>	<b>0</b>	<b>2</b>	<b>.000</b>	<b>0</b>	<b>0</b>	<b>.000</b>	<b>0</b>	<b>4</b>	<b>4</b>	<b>0.6</b>	<b>1</b>	<b>0</b>	<b>3</b>	<b>0.4</b>	<b>2</b>	<b>0</b>	<b>0</b>	<b>0</b>	<b>0.0</b>



# TAVY DIGGS

6-2 | G/F | SO.

RICHARDSON, TEXAS | PLANO EAST HIGH SCHOOL

# 13



### 2019-20 GAME-BY-GAME STATISTICS

DATE	OPPONENT	MIN	FG	%	3FG	%	FT	%	O	D	T	PF	A	TO	B	S	PT
N25	Incarinate Word	16	4-5	.800	0-0	.000	1-2	.500	2	6	8	4	4	2	0	1	9
N28	Central Arkansas	21	3-5	.600	0-0	.000	1-1	1.000	2	4	6	1	3	2	0	1	7
D2	Iowa State	35	9-17	.529	0-0	.000	1-1	1.000	2	0	2	5	2	2	1	1	19
D9	Lamar	30	2-6	.333	0-0	.000	0-0	.000	0	7	7	0	4	2	2	0	4
D13	Middle Tennessee	26	8-14	.571	2-2	1.000	0-0	.000	0	4	4	2	0	1	0	1	18
D19	at Texas Tech	28	4-10	.400	0-1	.000	1-2	.500	0	1	1	4	2	1	0	1	9
D22	Oral Roberts	17	0-1	.000	0-0	.000	1-2	.500	0	4	4	1	0	0	0	2	1
J2	Baylor	15	2-8	.250	0-1	.000	1-1	1.000	1	1	2	4	2	1	2	1	5
J6	Oklahoma State	31	4-10	.400	0-0	.000	0-2	.000	1	4	5	0	1	1	0	0	8
J9	at Oklahoma State	14	1-4	.250	0-0	.000	0-0	.000	3	1	4	2	1	1	0	0	2
J17	Kansas	16	5-7	.714	0-1	.000	0-0	.000	0	2	2	2	0	4	0	0	10
J20	at Texas	20	2-6	.333	0-1	.000	3-4	.750	2	3	5	5	1	0	0	0	7
J23	Texas Tech	16	1-1	1.000	0-0	.000	0-0	.000	0	2	2	3	0	2	0	1	2
J26	at Baylor	13	2-4	.500	0-0	.000	0-0	.000	1	1	2	4	0	2	0	0	4
J30	West Virginia	4	0-0	.000	0-0	.000	0-0	.000	0	0	0	1	0	1	0	0	0
F7	at Kansas	14	4-10	.400	0-2	.000	0-0	.000	1	1	2	4	2	1	0	1	8
F10	Kansas State	5	1-3	.333	0-0	.000	0-0	.000	0	1	1	0	3	0	0	1	2
F13	at Iowa State	22	7-11	.636	0-0	.000	2-4	.500	1	2	3	5	0	1	0	0	16
F20	at West Virginia	30	6-9	.667	0-0	.000	1-2	.500	2	5	7	3	2	2	0	0	13
F24	Oklahoma	34	7-10	.700	0-1	.000	3-4	.750	1	3	4	0	4	3	0	1	17
M1	at Kansas State	20	4-9	.444	0-1	.000	0-0	.000	0	3	3	2	1	0	0	1	8
M4	at Oklahoma	21	6-7	.857	0-0	.000	0-0	.000	2	0	2	4	2	1	0	0	12
M7	Texas																

### SEASON/CAREER HIGHS

<b>POINTS</b>		
2020-21:	19	Iowa State (12/02/20)
Career:	19	Iowa State (12/02/20)
<b>MINUTES</b>		
2020-21:	35	Iowa State (12/02/20)
Career:	35	Iowa State (12/02/20)
<b>FIELD GOALS</b>		
2020-21:	9	Iowa State (12/02/20)
Career:	9	Iowa State (12/02/20)
<b>3-POINT FIELD GOALS</b>		
2020-21:	2	Middle Tennessee (12/13/20)
Career:	2	Middle Tennessee (12/13/20)
<b>FREE THROWS</b>		
2020-21:	3 (2x)	last, Oklahoma (02/24/21)
Career:	3 (2x)	last, Oklahoma (02/24/21)
<b>REBOUNDS</b>		
2020-21:	8	Incarinate Word (11/25/20)
Career:	8	Incarinate Word (11/25/20)
<b>ASSISTS</b>		
2020-21:	4 (3x)	last, Oklahoma (02/24/21)
Career:	4 (3x)	last, Oklahoma (02/24/21)
<b>BLOCKS</b>		
2020-21:	2 (2x)	last, Baylor (01/02/21)
Career:	2 (2x)	last, Baylor (01/02/21)
<b>STEALS</b>		
2020-21:	2	Oral Roberts (12/22/20)
Career:	2	Oral Roberts (12/22/20)

### TAVY DIGGS' CAREER STATISTICS

	GP	GS	MIN	AVG. FG	ATT	PCT	3FG	ATT	PCT	FT	ATT	PCT	OFF	DEF	TOT	AVG.	PF	D	AST	A/G	TO	B	S	TP	AVG.	
2019-20	12	0	40	3.3	5	11	.455	0	0	.000	1	3	.333	2	12	14	1.2	6	0	0	0.0	8	1	1	11	0.9
2020-21	22	9	448	20.4	82	157	.522	2	10	.200	15	25	.600	21	55	76	3.5	56	3	34	1.5	30	5	13	181	8.2
<b>TOTAL</b>	<b>34</b>	<b>9</b>	<b>488</b>	<b>14.4</b>	<b>87</b>	<b>168</b>	<b>.518</b>	<b>2</b>	<b>10</b>	<b>.200</b>	<b>16</b>	<b>28</b>	<b>.571</b>	<b>23</b>	<b>67</b>	<b>90</b>	<b>2.6</b>	<b>62</b>	<b>3</b>	<b>34</b>	<b>1.0</b>	<b>38</b>	<b>6</b>	<b>14</b>	<b>192</b>	<b>5.6</b>



# AJA HOLMES

5-8 | G | FR.

CIBOLO, TEXAS | STEELE HIGH SCHOOL

# 15



### 2020-21 GAME-BY-GAME STATISTICS

DATE	OPPONENT	MIN	FG	%	3FG	%	FT	%	O	D	T	PF	A	TO	B	S	PT
N25	Incarnate Word	17	0-3	.000	0-3	.000	0-0	.000	0	1	1	0	0	0	0	1	0
N28	Central Arkansas	17	0-6	.000	0-5	.000	0-0	.000	0	1	1	1	0	1	0	2	0
D2	Iowa State	14	0-2	.000	0-2	.000	0-0	.000	0	2	2	1	1	1	0	0	0
D9	Lamar	9	1-2	.500	0-1	.000	0-0	.000	0	0	0	0	1	0	0	1	2
D13	Middle Tennessee	12	3-6	.500	3-6	.500	0-0	.000	0	0	0	2	1	0	0	0	9
D19	at Texas Tech	7	1-2	.500	1-2	.500	0-0	.000	0	0	0	1	0	0	0	0	3
D22	Oral Roberts	9	0-2	.000	0-2	.000	0-0	.000	0	0	0	1	0	0	0	0	0
J2	Baylor	15	1-2	.500	1-2	.500	0-0	.000	0	0	0	0	0	0	0	0	3
J6	Oklahoma State	24	5-11	.455	4-10	.400	0-0	.000	0	3	3	4	2	2	0	0	14
J9	at Oklahoma State	16	0-4	.000	0-4	.000	0-0	.000	0	1	1	0	0	0	0	0	0
J17	Kansas	13	2-3	.667	2-3	.667	0-0	.000	0	0	0	0	0	1	0	0	6
J20	at Texas	12	1-3	.333	1-3	.333	0-0	.000	0	0	0	0	0	0	0	0	3
J23	Texas Tech	23	4-7	.571	4-7	.571	2-2	1.000	1	1	2	1	0	1	0	0	14
J26	at Baylor	25	1-4	.250	1-3	.333	0-0	.000	0	1	1	0	0	1	0	1	3
J30	West Virginia	19	1-6	.167	1-6	.167	2-3	.667	0	1	1	1	0	1	0	0	5
F7	at Kansas	25	3-6	.500	3-6	.500	0-0	.000	0	2	2	3	0	0	0	0	9
F10	Kansas State	28	6-12	.500	6-12	.500	2-2	1.000	0	0	0	2	0	0	0	0	20
F13	at Iowa State	32	2-5	.400	2-4	.500	0-0	.000	0	1	1	2	0	1	0	0	6
F20	at West Virginia	33	2-7	.286	2-7	.286	3-3	1.000	0	0	0	1	4	2	0	2	9
F24	Oklahoma	27	2-11	.182	2-11	.182	0-0	.000	0	1	1	1	1	1	1	0	6
M1	at Kansas State	32	3-9	.333	2-7	.286	0-0	.000	0	2	2	2	0	1	0	0	8
M4	at Oklahoma	32	5-10	.500	3-8	.375	0-0	.000	0	0	0	3	1	1	0	0	13
M7	Texas																

### SEASON/CAREER HIGHS

POINTS	2020-21:	20	Kansas State (02/10/21)
Career:	20	Kansas State (02/10/21)	

MINUTES	2020-21:	32	at Iowa State (02/13/21)
Career:	32	at Iowa State (02/13/21)	

FIELD GOALS	2020-21:	6	Kansas State (02/10/21)
Career:	6	Kansas State (02/10/21)	

3-POINT FIELD GOALS	2020-21:	6	Kansas State (02/10/21)
Career:	6	Kansas State (02/10/21)	

FREE THROWS	2020-21:	3	at West Virginia (02/20/21)
Career:	3	at West Virginia (02/20/21)	

REBOUNDS	2020-21:	3	Oklahoma State (01/06/21)
Career:	3	Oklahoma State (01/06/21)	

ASSISTS	2020-21:	4	at West Virginia (02/20/21)
Career:	4	at West Virginia (02/20/21)	

BLOCKS	2020-21:	1	Oklahoma (02/24/21)
Career:	1	Oklahoma (02/24/21)	

STEALS	2020-21:	2 (2x)	last, at West Virginia (02/20/21)
Career:	2 (2x)	last, at West Virginia (02/20/21)	

### AJA HOLMES' CAREER STATISTICS

	GP	GS	MIN	AVG. FG	ATT	PCT	3FG	ATT	PCT	FT	ATT	PCT	OFF	DEF	TOT	AVG.	PF	D	AST	A/G	TO	B	S	TP	AVG.	
2020-21	22	3	441	20.0	43	123	.350	38	114	.333	9	10	.900	1	17	18	0.8	26	0	11	0.5	14	1	7	133	6.0
<b>TOTAL</b>	<b>22</b>	<b>3</b>	<b>441</b>	<b>20.0</b>	<b>43</b>	<b>123</b>	<b>.350</b>	<b>38</b>	<b>114</b>	<b>.333</b>	<b>9</b>	<b>10</b>	<b>.900</b>	<b>1</b>	<b>17</b>	<b>18</b>	<b>0.8</b>	<b>26</b>	<b>0</b>	<b>11</b>	<b>0.5</b>	<b>14</b>	<b>1</b>	<b>7</b>	<b>133</b>	<b>6.0</b>



# LAUREN HEARD

5-9 | G | SR.

DENTON, TEXAS | GUYER HIGH SCHOOL

# 20



### 2019-20 GAME-BY-GAME STATISTICS

DATE	OPPONENT	MIN	FG	%	3FG	%	FT	%	O	D	T	PF	A	TO	B	S	PT
N25	Incarnate Word	30	8-17	.471	1-4	.250	5-5	1.000	0	3	3	2	5	4	0	5	22
N28	Central Arkansas	33	5-15	.333	0-4	.000	7-9	.778	1	2	3	3	7	5	1	3	17
D2	Iowa State	31	5-14	.357	1-3	.333	7-12	.583	0	6	6	4	5	3	0	1	18
D9	Lamar	33	5-11	.455	2-3	.667	4-5	.800	1	9	10	1	5	2	0	1	16
D13	Middle Tennessee	36	8-13	.615	1-2	.500	8-9	.889	2	5	7	2	4	4	0	2	25
D19	at Texas Tech	39	8-18	.444	3-6	.500	8-9	.889	1	11	12	3	5	3	0	2	27
D22	Oral Roberts	33	3-11	.273	1-2	.500	9-14	.643	6	3	9	2	5	1	0	1	16
J2	Baylor	32	2-15	.133	1-1	1.000	9-14	.643	2	3	5	4	4	3	0	4	14
J6	Oklahoma State	24	2-12	.167	1-5	.200	1-2	.500	1	2	3	1	4	3	0	0	6
J9	at Oklahoma State	38	9-23	.391	4-11	.364	0-0	.000	0	7	7	3	5	2	0	1	22
J17	Kansas	43	6-16	.375	1-6	.167	6-11	.545	1	5	6	2	7	2	1	2	19
J20	at Texas	32	5-13	.385	2-5	.400	1-2	.500	0	5	5	2	2	7	0	3	13
J23	Texas Tech	38	8-22	.364	0-6	.000	7-7	1.000	0	11	11	0	6	2	1	0	23
J26	at Baylor	37	4-22	.182	1-6	.167	5-10	.500	2	7	9	3	4	7	0	3	14
J30	West Virginia	39	12-16	.750	1-2	.500	9-9	1.000	0	4	4	3	5	5	0	1	34
F7	at Kansas	38	6-19	.316	0-2	.000	7-11	.636	2	2	4	4	7	4	0	1	19
F10	Kansas State	39	9-16	.563	4-8	.500	5-6	.833	0	8	8	2	9	2	0	5	27
F13	at Iowa State	40	10-14	.714	0-1	.000	6-8	.750	0	7	7	0	9	3	0	1	26
F20	at West Virginia	33	12-20	.600	4-5	.800	10-15	.667	2	7	9	5	5	3	0	0	38
F24	Oklahoma	39	4-11	.364	0-2	.000	1-1	1.000	1	8	9	0	4	8	0	4	9
M1	at Kansas State	42	12-27	.444	5-13	.385	6-7	.857	2	4	6	1	3	3	0	2	35
M4	at Oklahoma	36	9-18	.500	0-3	.000	13-18	.722	3	6	9	1	2	4	0	11	31
M7	Texas																

### SEASON/CAREER HIGHS

<b>POINTS</b>	2020-21: 38	at West Virginia (02/20/21)
Career: 38	at West Virginia (02/20/21)	
<b>MINUTES</b>	2020-21: 43	Kansas (01/17/21)
Career: 43	Kansas (01/17/21)	
<b>FIELD GOALS</b>	2020-21: 12 (3x)	last, at Kansas State (03/01/21)
Career: 12 (3x)	last, at Kansas State (03/01/21)	
<b>3-POINT FIELD GOALS</b>	2020-21: 5	at Kansas State (03/01/21)
Career: 5 (3x)	last, at Kansas State (03/01/21)	
<b>FREE THROWS</b>	2020-21: 13	at Oklahoma (03/04/21)
Career: 14	at Oklahoma State (01/29/20)	
<b>REBOUNDS</b>	2020-21: 12	at Texas Tech (12/19/20)
Career: 15	Oklahoma State (02/23/20)	
<b>ASSISTS</b>	2020-21: 9 (2x)	last, at Iowa State (02/13/21)
Career: 9 (2x)	last, at Iowa State (02/13/21)	
<b>BLOCKS</b>	2020-21: 1(3x)	last, Texas Tech (01/23/21)
Career: 1(9x)	last, Texas Tech (01/23/21)	
<b>STEALS</b>	2020-21: 11	at Oklahoma (03/04/21)
Career: 11	at Oklahoma (03/04/21)	

### LAUREN HEARD'S CAREER STATISTICS

	GP	GS	MIN	AVG. FG	ATT	PCT	3FG	ATT	PCT	FT	ATT	PCT	OFF	DEF	TOT	AVG.	PF	D	AST	A/G	TO	B	S	TP	AVG.	
2017-18	36	6	709	19.7	70	.187	.374	20	.61	.328	63	.86	.733	26	81	107	3.0	75	0	61	1.7	56	1	37	223	6.2
2018-19	35	34	993	28.4	92	.293	.314	28	.107	.262	91	.140	.650	33	126	159	4.5	75	1	113	3.2	84	2	63	303	8.7
2019-20	29	29	893	30.8	166	.425	.391	31	.86	.360	171	.227	.753	58	134	192	6.6	80	1	117	4.0	111	3	62	534	18.4
2020-21	22	22	785	35.7	152	.363	.419	33	1.00	.330	134	.184	.728	27	125	152	6.9	48	1	112	5.1	80	3	53	471	21.4
<b>TOTAL</b>	<b>122</b>	<b>91</b>	<b>3380</b>	<b>27.7</b>	<b>480</b>	<b>.268</b>	<b>.379</b>	<b>112</b>	<b>.354</b>	<b>.316</b>	<b>459</b>	<b>.637</b>	<b>.721</b>	<b>144</b>	<b>466</b>	<b>610</b>	<b>5.0</b>	<b>278</b>	<b>3</b>	<b>403</b>	<b>3.3</b>	<b>331</b>	<b>9</b>	<b>215</b>	<b>1531</b>	<b>12.5</b>



**KAYLA MOKWUAH**

**6-4 | G | JR.**

**LONGMEADOW, MASS. | WILBRAHAM & MONSON ACADEMY (GEORGE WASHINGTON)**

**22**



**2020-21 GAME-BY-GAME STATISTICS**

DATE	OPPONENT	MIN	FG	%	3FG	%	FT	%	O	D	T	PF	A	TO	B	S	PT
N25	Incarnate Word	9	2-4	.500	0-0	.000	1-2	.500	3	0	3	4	0	0	0	1	5
N28	Central Arkansas	14	3-6	.500	0-0	.000	0-0	.000	1	0	1	1	1	0	1	0	6
D2	Iowa State	8	1-2	.500	0-0	.000	0-0	.000	1	0	1	0	0	0	0	0	2
D9	Lamar	6	3-7	.429	0-0	.000	1-1	1.000	1	1	2	4	0	1	0	0	7
D13	Middle Tennessee	7	1-1	1.000	0-0	.000	0-0	.000	0	1	1	2	0	0	0	0	2
D19	at Texas Tech	16	3-5	.600	0-0	.000	2-2	1.000	2	1	3	2	2	3	2	0	8
D22	Oral Roberts	18	5-9	.556	0-0	.000	0-0	.000	2	1	3	4	2	5	2	2	10
J2	Baylor	21	2-7	.286	0-0	.000	0-0	.000	1	5	6	2	0	2	1	0	4
J6	Oklahoma State	6	1-4	.250	0-0	.000	0-0	.000	2	0	2	5	1	0	0	0	2
J9	at Oklahoma State	16	3-9	.333	0-0	.000	0-0	.000	1	0	1	1	0	3	0	0	6
J17	Kansas	11	0-1	.000	0-0	.000	0-0	.000	0	1	1	2	0	1	2	1	0
J20	at Texas	21	0-3	.000	0-0	.000	0-0	.000	0	4	4	4	0	1	1	0	0
J23	Texas Tech	4	0-0	.000	0-0	.000	0-0	.000	1	1	2	2	0	1	0	0	0
J26	at Baylor	13	4-7	.571	0-0	.000	0-0	.000	3	2	5	1	0	0	0	1	8
J30	West Virginia	7	1-2	.500	0-0	.000	0-0	.000	0	1	1	2	0	3	1	0	2
F7	at Kansas	4	1-1	1.000	0-0	.000	0-0	.000	1	1	2	2	0	1	0	0	2
F10	Kansas State	10	2-3	.667	0-0	.000	0-0	.000	0	0	0	2	1	0	1	0	4
F13	at Iowa State	3	0-1	.000	0-0	.000	0-0	.000	0	0	0	1	0	0	0	0	0
F20	at West Virginia	5	0-1	.000	0-0	.000	0-0	.000	0	0	0	1	0	0	0	0	0
F24	Oklahoma	13	3-3	1.000	0-0	.000	2-5	.400	1	1	2	0	0	1	0	0	8
M1	at Kansas State	14	1-4	.250	0-0	.000	2-2	1.000	2	2	4	4	0	0	3	1	4
M4	at Oklahoma	9	1-2	.500	0-0	.000	0-0	.000	1	2	3	3	0	1	0	0	2
M7	Texas																

**SEASON/CAREER HIGHS**

POINTS	MINUTES	FIELD GOALS	3-POINT FIELD GOALS	FREE THROWS	REBOUNDS	ASSISTS	BLOCKS	STEALS
2020-21: 10	2020-21: 21 (2x)	2020-21: 5	2020-21: --	2020-21: 2 (3x)	2020-21: 6	2020-21: 2 (2x)	2020-21: 3	2020-21: 2
Career: 18 (2x)	Career: 27	Career: 9 (2x)	Career: --	Career: 7	Career: 16	Career: 4	Career: 3	Career: 4
Oral Roberts (12/22/20)	last, at Texas (01/20/21)	Oral Roberts (12/22/20)	last, Rhode Island (02/25/20)*	last, at Kansas State (03/01/21)	Baylor (01/02/21)	last, Oral Roberts (12/22/20)	at Kansas State (03/01/21)	Oral Roberts (12/22/20)
last, Rhode Island (02/25/20)*	Georgetown (11/24/19)*	last, Rhode Island (02/25/20)*	--	at UMass (02/20/19)	at UMass (02/20/19)	at George Mason (01/04/20)	at Kansas State (03/01/21)	at Memphis (11/17/19)*

\* - at George Washington

**KAYLA MOKWUAH'S CAREER STATISTICS (TCU STATISTICS ONLY)**

OVERALL	GP	GS	MIN	AVG.	FG	ATT	PCT	3FG	ATT	PCT	FT	ATT	PCT	OFF	DEF	TOT	AVG.	PF	D	AST	A/G	TO	B	S	TP	AVG.
2020-21	22	4	235	10.7	37	82	.451	0	0	.000	8	12	.667	23	24	47	2.1	49	1	7	0.3	23	14	6	82	3.7
<b>TOTAL</b>	<b>22</b>	<b>4</b>	<b>235</b>	<b>10.7</b>	<b>37</b>	<b>82</b>	<b>.451</b>	<b>0</b>	<b>0</b>	<b>.000</b>	<b>8</b>	<b>12</b>	<b>.667</b>	<b>23</b>	<b>24</b>	<b>47</b>	<b>2.1</b>	<b>49</b>	<b>1</b>	<b>7</b>	<b>0.3</b>	<b>23</b>	<b>14</b>	<b>6</b>	<b>82</b>	<b>3.7</b>



# MICHELLE BERRY

6-2 | F | SR.

MIAMI, FLA. | MIAMI COUNTRY DAY (VIRGINIA TECH)

# 23



### 2019-20 GAME-BY-GAME STATISTICS

DATE	OPPONENT	MIN	FG	%	3FG	%	FT	%	O	D	T	PF	A	TO	B	S	PT
N25	Incarinate Word	29	2-7	.286	0-1	.000	0-0	.000	1	2	3	4	1	3	0	2	4
N28	Central Arkansas	29	4-9	.444	1-2	.500	0-0	.000	0	5	5	1	2	2	0	1	9
D2	Iowa State	31	4-10	.400	2-5	.400	5-5	1.000	2	7	9	3	0	2	0	1	15
D9	Lamar	34	2-6	.333	0-2	.000	0-0	.000	3	7	10	4	3	6	0	0	4
D13	Middle Tennessee	36	4-11	.364	3-6	.500	2-2	1.000	2	6	8	1	2	2	0	0	13
D19	at Texas Tech	37	5-10	.500	2-6	.333	2-2	1.000	2	7	9	5	4	1	0	1	14
D22	Oral Roberts	40	1-2	.500	0-0	.000	3-4	.750	1	8	9	0	2	1	1	2	5
J2	Baylor	31	3-10	.300	2-5	.400	0-1	.000	1	4	5	3	0	4	1	1	8
J6	Oklahoma State	28	2-9	.222	0-2	.000	3-4	.750	3	4	7	0	1	3	0	0	7
J9	at Oklahoma State	38	3-9	.333	3-8	.375	0-0	.000	0	8	8	0	1	1	0	2	9
J17	Kansas	41	4-9	.444	2-6	.333	0-0	.000	2	11	13	2	3	0	2	0	10
J20	at Texas	39	5-15	.333	4-8	.500	0-0	.000	1	6	7	0	2	0	0	0	14
J23	Texas Tech	40	5-14	.357	3-5	.600	1-2	.500	5	8	13	1	1	4	0	0	14
J26	at Baylor	33	4-12	.333	1-7	.143	3-3	1.000	0	4	4	3	0	1	0	2	12
J30	West Virginia	38	1-10	.100	0-7	.000	0-0	.000	2	6	8	1	1	1	0	0	2
F7	at Kansas	34	2-7	.286	1-4	.250	0-0	.000	2	8	10	1	0	1	0	2	5
F10	Kansas State	37	5-13	.385	2-4	.500	3-5	.600	2	4	6	0	5	3	0	3	15
F13	at Iowa State	37	4-9	.444	3-7	.429	2-2	1.000	0	5	5	3	2	2	0	4	13
F20	at West Virginia	37	4-9	.444	2-6	.333	0-0	.000	0	4	4	1	0	1	0	2	10
F24	Oklahoma	14	0-4	.000	0-1	.000	0-0	.000	1	0	1	1	0	0	0	0	0
M1	at Kansas State	37	4-10	.400	1-6	.167	0-0	.000	1	4	5	2	4	4	0	1	9
M4	at Oklahoma	36	3-10	.300	1-5	.200	2-2	1.000	1	4	5	1	5	2	0	2	9
M7	Texas																

### SEASON/CAREER HIGHS

POINTS	MINUTES	FIELD GOALS	3-POINT FIELD GOALS	FREE THROWS	REBOUNDS	ASSISTS	BLOCKS	STEALS
2020-21: 15 (2x) last, Kansas State (02/10/21)	2020-21: 41 Kansas (01/17/21)	2020-21: 5 (4x) last, Kansas State (02/10/21)	2020-21: 4 at Texas (01/20/21)	2020-21: 5 Iowa State (12/02/20)	2020-21: 13 (2x) last, Texas Tech (01/23/21)	2020-21: 5 (2x) last, at Oklahoma (03/04/21)	2020-21: 2 Kansas (01/17/21)	2020-21: 4 at Iowa State (02/13/21)
Career: 38 Portland State (11/13/15)*	Career: 42 Wyoming (11/24/15)*	Career: 13 Portland State (11/13/15)*	Career: 4 at Texas (01/20/21)	Career: 9 Portland State (11/13/15)*	Career: 14 Cal Poly (02/18/16)*	Career: 6 at LBSU (01/20/16)*	Career: 2 Kansas (01/17/21)	Career: 5 at Pepperdine (11/20/15)*

\* - at Cal State Fullerton

### MICHELLE BERRY'S CAREER STATISTICS (TCU STATISTICS ONLY)

	GP	GS	MIN	AVG. FG	ATT	PCT	3FG	ATT	PCT	FT	ATT	PCT	OFF	DEF	TOT	AVG.	PF	D	AST	A/G	TO	B	S	TP	AVG.	
2019-20	29	1	606	20.9	62	155	.400	18	55	.327	19	30	.633	43	111	154	5.3	46	0	25	0.9	35	5	18	161	5.6
2020-21	22	20	756	34.4	71	205	.346	33	103	.320	26	32	.813	32	122	154	7.0	37	1	39	1.8	44	4	26	201	9.1
<b>TOTAL</b>	<b>51</b>	<b>21</b>	<b>1362</b>	<b>26.7</b>	<b>133</b>	<b>360</b>	<b>.369</b>	<b>51</b>	<b>158</b>	<b>.323</b>	<b>45</b>	<b>62</b>	<b>.726</b>	<b>75</b>	<b>233</b>	<b>308</b>	<b>6.0</b>	<b>83</b>	<b>1</b>	<b>64</b>	<b>1.3</b>	<b>79</b>	<b>9</b>	<b>44</b>	<b>362</b>	<b>7.1</b>



**ADHEL  
TAC**

**5-11 | F | FR.**

**GARLAND, TEXAS | SACHSE HIGH SCHOOL**

**24**



**2020-21 GAME-BY-GAME STATISTICS**

DATE	OPPONENT	MIN	FG	%	3FG	%	FT	%	O	D	T	PF	A	TO	B	S	PT
N25	Incarnate Word	3	0-1	.000	0-0	.000	0-0	.000	0	2	2	0	0	0	1	0	0
N28	Central Arkansas	3	0-0	.000	0-0	.000	0-0	.000	0	1	1	1	1	1	0	0	0
12/2	Iowa State	4	1-2	.500	0-1	.000	0-0	.000	0	1	1	1	0	0	0	0	2
D9	Lamar	3	1-1	1.000	0-0	.000	0-2	.000	0	2	2	2	0	1	0	0	2
D13	Middle Tennessee	-	-	-	-	-	-	-	DNP	-	-	-	-	-	-	-	-
D19	at Texas Tech	-	-	-	-	-	-	-	DNP	-	-	-	-	-	-	-	-
D22	Oral Roberts	3	1-1	1.000	0-0	.000	0-0	.000	0	0	0	0	0	0	0	0	2
J2	Baylor	10	0-2	.000	0-0	.000	1-2	.500	0	2	2	0	0	0	0	1	1
J6	Oklahoma State	3	2-2	1.000	0-0	.000	0-0	.000	2	0	2	0	0	0	0	0	4
J9	at Oklahoma State	16	0-3	.000	0-1	.000	0-0	.000	3	4	7	2	0	1	0	1	0
J17	Kansas	-	-	-	-	-	-	-	DNP	-	-	-	-	-	-	-	-
J20	at Texas	3	0-0	.000	0-0	.000	0-0	.000	0	1	1	1	0	0	0	0	0
J23	Texas Tech	3	0-0	.000	0-0	.000	0-0	.000	0	1	1	1	0	1	0	0	0
J26	at Baylor	1	0-0	.000	0-0	.000	0-0	.000	0	0	0	0	0	0	0	0	0
J30	West Virginia	-	-	-	-	-	-	-	DNP	-	-	-	-	-	-	-	-
F7	at Kansas	-	-	-	-	-	-	-	DNP	-	-	-	-	-	-	-	-
F10	Kansas State	-	-	-	-	-	-	-	DNP	-	-	-	-	-	-	-	-
F13	at Iowa State	-	-	-	-	-	-	-	DNP	-	-	-	-	-	-	-	-
F20	at West Virginia	0	0-0	.000	0-0	.000	0-0	.000	0	0	0	0	0	0	0	0	0
F24	Oklahoma	1	0-0	.000	0-0	.000	0-0	.000	0	0	0	1	0	0	0	0	0
M1	at Kansas State	-	-	-	-	-	-	-	DNP	-	-	-	-	-	-	-	-
M4	at Oklahoma	-	-	-	-	-	-	-	DNP	-	-	-	-	-	-	-	-
M7	Texas	-	-	-	-	-	-	-	DNP	-	-	-	-	-	-	-	-

**SEASON/CAREER HIGHS**

<b>POINTS</b>	2020-21: 4	Oklahoma State (01/06/21)
Career: 4	Oklahoma State (01/06/21)	
<b>MINUTES</b>	2020-21: 16	at Oklahoma State (01/09/21)
Career: 16	at Oklahoma State (01/09/21)	
<b>FIELD GOALS</b>	2020-21: 2	Oklahoma State (01/06/21)
Career: 2	Oklahoma State (01/06/21)	
<b>3-POINT FIELD GOALS</b>	2020-21: --	--
Career: --	--	
<b>FREE THROWS</b>	2020-21: 1	Baylor (01/02/21)
Career: 1	Baylor (01/02/21)	
<b>REBOUNDS</b>	2020-21: 7	at Oklahoma State (01/09/21)
Career: 7	at Oklahoma State (01/09/21)	
<b>ASSISTS</b>	2020-21: 1	Central Arkansas (11/28/20)
Career: 1	Central Arkansas (11/28/20)	
<b>BLOCKS</b>	2020-21: 1	Incarnate Word (11/25/20)
Career: 1	Incarnate Word (11/25/20)	
<b>STEALS</b>	2020-21: 1(2x)	last, at Oklahoma State (01/09/21)
Career: 1(2x)	last, at Oklahoma State (01/09/21)	

**ADHEL TAC'S CAREER STATISTICS**

	GP	GS	MIN	AVG. FG	ATT	PCT	3FG	ATT	PCT	FT	ATT	PCT	OFF	DEF	TOT	AVG.	PF	D	AST	A/G	TO	B	S	TP	AVG.	
2020-21	13	0	53	4.1	5	12	.417	0	2	.000	1	4	.250	5	14	19	1.5	9	0	1	0.1	4	1	2	11	0.8
<b>TOTAL</b>	<b>13</b>	<b>0</b>	<b>53</b>	<b>4.1</b>	<b>5</b>	<b>12</b>	<b>.417</b>	<b>0</b>	<b>2</b>	<b>.000</b>	<b>1</b>	<b>4</b>	<b>.250</b>	<b>5</b>	<b>14</b>	<b>19</b>	<b>1.5</b>	<b>9</b>	<b>0</b>	<b>1</b>	<b>0.1</b>	<b>4</b>	<b>1</b>	<b>2</b>	<b>11</b>	<b>0.8</b>



# PATRICIA MORRIS

6-7 | F | JR.

DUARTE, CALIF. | DUARTE HIGH SCHOOL (OREGON STATE)

# 32



### 2020-21 GAME-BY-GAME STATISTICS

DATE	OPPONENT	MIN	FG	%	3FG	%	FT	%	O	D	T	PF	A	TO	B	S	PT
N25	Incarnate Word	-	-	-	-	-	-	-	DNP	-	-	-	-	-	-	-	-
N28	Central Arkansas	4	0-1	.000	0-0	.000	2-2	1.000	1	2	3	3	0	3	0	0	2
D2	Iowa State	3	0-0	.000	0-0	.000	1-2	.500	0	0	0	1	0	0	0	0	1
D9	Lamar	8	3-4	.750	0-0	.000	0-0	.000	0	3	3	2	0	0	1	0	6
D13	Middle Tennessee	-	-	-	-	-	-	-	DNP	-	-	-	-	-	-	-	-
D19	at Texas Tech	4	0-0	.000	0-0	.000	0-0	.000	0	0	0	1	0	0	0	0	0
D22	Oral Roberts	5	1-2	.500	0-0	.000	0-0	.000	0	1	1	5	0	4	2	0	2
J2	Baylor	-	-	-	-	-	-	-	DNP	-	-	-	-	-	-	-	-
J6	Oklahoma State	-	-	-	-	-	-	-	DNP	-	-	-	-	-	-	-	-
J9	at Oklahoma State	-	-	-	-	-	-	-	DNP	-	-	-	-	-	-	-	-
J17	Kansas	-	-	-	-	-	-	-	DNP	-	-	-	-	-	-	-	-
J20	at Texas	-	-	-	-	-	-	-	DNP	-	-	-	-	-	-	-	-
J23	Texas Tech	-	-	-	-	-	-	-	DNP	-	-	-	-	-	-	-	-
J26	at Baylor	-	-	-	-	-	-	-	DNP	-	-	-	-	-	-	-	-
J30	West Virginia	15	0-0	.000	0-0	.000	8-8	1.000	0	2	2	4	0	3	2	0	8
F7	at Kansas	18	4-6	.667	0-0	.000	2-2	1.000	1	3	4	3	0	1	3	0	10
F10	Kansas State	18	1-2	.500	0-0	.000	1-1	1.000	3	1	4	4	0	1	0	0	3
F13	at Iowa State	11	0-1	.000	0-0	.000	1-2	.500	2	1	3	1	0	2	0	1	1
F20	at West Virginia	17	1-1	1.000	0-0	.000	0-0	.000	0	3	3	2	0	1	1	0	2
F24	Oklahoma	2	0-0	.000	0-0	.000	1-2	.500	0	0	0	2	0	1	0	0	1
M1	at Kansas State	7	0-1	.000	0-0	.000	0-0	.000	0	3	3	5	0	0	1	0	0
M4	at Oklahoma	11	2-3	.667	0-0	.000	1-1	1.000	1	1	2	1	0	2	1	0	5
M7	Texas	-	-	-	-	-	-	-	-	-	-	-	-	-	-	-	-

### SEASON/CAREER HIGHS

POINTS	2020-21:	10	at Kansas (02/07/21)
Career:	13	California (01/17/20)*	

MINUTES	2020-21:	18	at Kansas (02/07/21)
Career:	18	at Kansas (02/07/21)	

FIELD GOALS	2020-21:	4	at Kansas (02/07/21)
Career:	6	California (01/17/20)*	

3-POINT FIELD GOALS	2020-21:	--	--
Career:	--	--	

FREE THROWS	2020-21:	8	West Virginia (01/30/21)
Career:	8	West Virginia (01/30/21)	

REBOUNDS	2020-21:	4 (2x)	last, Kansas State (02/10/21)
Career:	5 (2x)	last, vs. Washington St. (03/05/20)*	

ASSISTS	2020-21:	--	--
Career:	--	--	

BLOCKS	2020-21:	3	at Kansas (02/07/21)
Career:	3 (2x)	last, at Kansas (02/07/21)	

STEALS	2020-21:	1	at Iowa State (02/13/21)
Career:	1 (2x)	last, at Iowa State (02/13/21)	

\* - at Oregon State

### PATRICIA MORRIS' CAREER STATISTICS (TCU STATISTICS ONLY)

	GP	GS	MIN	AVG. FG	ATT	PCT	3FG	ATT	PCT	FT	ATT	PCT	OFF	DEF	TOT	AVG.	PF	D	AST	A/G	TO	B	S	TP	AVG.
2020-21	13	4	123	9.5	12	.571	0	0	.000	17	20	.850	8	20	28	2.2	34	2	0	0.0	18	11	1	41	3.2
<b>TOTAL</b>	<b>13</b>	<b>4</b>	<b>123</b>	<b>9.5</b>	<b>12</b>	<b>.571</b>	<b>0</b>	<b>0</b>	<b>.000</b>	<b>17</b>	<b>20</b>	<b>.850</b>	<b>8</b>	<b>20</b>	<b>28</b>	<b>2.2</b>	<b>34</b>	<b>2</b>	<b>0</b>	<b>0.0</b>	<b>18</b>	<b>11</b>	<b>1</b>	<b>41</b>	<b>3.2</b>



TCU BASKETBALL COMBINED STATISTICS



2020-21 TCU Women's Basketball  
Combined Team Statistics  
All games

Game Records

Record	Overall	Home	Away	Neutral
ALL GAMES	9-13	8-5	1-8	0-0
CONFERENCE	4-13	3-5	1-8	0-0
NON-CONFERENCE	5-0	5-0	0-0	0-0

Score by Periods

Team	1st	2nd	3rd	4th	OT	TOT
TCU	324	335	407	418	25	1509
Opponents	379	377	440	373	25	1594

Team Box Score

No.	Player	Total			3-Point		F-Throw		Rebounds				Other									
		GP-GS	MIN	AVG	FG-FGA	FG%	3FG-FGA	3FG%	FT-FTA	FT%	OFF	DEF	TOT	AVG	PF	DQ	A	TO	BLK	STL	PTS	AVG
20	HEARD, Lauren	22-22	785:41	35.7	152-364	.418	33-101	.327	134-184	.728	28	125	153	7.0	48	1	112	80	3	53	471	21.4
23	BERRY, Michelle	22-20	760:39	34.6	71-205	.346	33-103	.320	26-32	.813	32	122	154	7.0	37	1	39	44	4	26	201	9.1
13	DIGGS, Tavy	22-9	447:52	20.4	82-157	.522	2-10	.200	15-25	.600	21	55	76	3.5	56	3	34	31	5	13	181	8.2
5	MORRIS, Yummy	22-14	408:14	18.6	67-134	.500	0-0	.000	25-28	.893	30	67	97	4.4	49	1	16	37	18	9	159	7.2
15	HOLMES, Aja	22-3	439:22	20.0	43-123	.350	38-114	.333	9-10	.900	1	17	18	0.8	26	0	11	14	1	7	133	6.0
1	JACKSON, Aahliyah	21-21	585:03	27.9	39-126	.310	25-73	.342	19-35	.543	14	52	66	3.1	53	1	25	28	11	18	122	5.8
0	GERMOND, Caroline	22-13	521:20	23.7	35-122	.287	12-55	.218	6-10	.600	9	38	47	2.1	57	0	74	37	3	18	88	4.0
22	MOKWUAH, Kayla	22-4	233:39	10.6	37-82	.451	0-0	.000	8-12	.667	23	24	47	2.1	49	1	7	23	14	6	82	3.7
32	MORRIS, Patricia	13-4	124:59	9.6	12-21	.571	0-0	.000	17-20	.850	8	20	28	2.2	34	2	0	18	11	1	41	3.2
4	CONN, Amari	12-0	64:10	5.3	7-12	.583	5-9	.556	1-2	.500	0	7	7	0.6	3	0	1	5	1	2	20	1.7
24	TAC, Adhel	13-0	52:22	4.0	5-12	.417	0-2	.000	1-4	.250	5	14	19	1.5	9	0	1	4	1	2	11	0.8
10	SCHMIDT, Emma	4-0	05:12	1.3	0-1	.000	0-1	.000	0-2	.000	1	2	3	0.8	1	0	0	0	0	0	0	0.0
12	MORGAN, Aaliyah	7-0	21:26	3.1	0-2	.000	0-2	.000	0-0	.000	0	4	4	0.6	1	0	3	2	0	0	0	0.0
Team											48	47	95					11				
<b>Total</b>		<b>22</b>	<b>4450</b>		<b>550-1361</b>	<b>.404</b>	<b>148-470</b>	<b>.315</b>	<b>261-364</b>	<b>.717</b>	<b>220</b>	<b>594</b>	<b>814</b>	<b>37.0</b>	<b>423</b>	<b>10</b>	<b>323</b>	<b>334</b>	<b>72</b>	<b>155</b>	<b>1509</b>	<b>68.6</b>
<b>Opponents</b>		<b>22</b>	<b>4450</b>		<b>567-1357</b>	<b>.418</b>	<b>146-462</b>	<b>.316</b>	<b>314-409</b>	<b>.768</b>	<b>219</b>	<b>630</b>	<b>849</b>	<b>38.6</b>	<b>359</b>	<b>6</b>	<b>353</b>	<b>332</b>	<b>92</b>	<b>161</b>	<b>1594</b>	<b>72.5</b>

Team Statistics

	TCU	OPP
<b>Scoring</b>	<b>1509</b>	<b>1594</b>
Points per game	68.6	72.5
Scoring margin	-3.9	-
<b>Field goals-att</b>	<b>550-1361</b>	<b>567-1357</b>
Field goal pct	.404	.418
<b>3 point fg-att</b>	<b>148-470</b>	<b>146-462</b>
3-point FG pct	.315	.316
3-pt FG made per game	6.7	6.6
<b>Free throws-att</b>	<b>261-364</b>	<b>314-409</b>
Free throw pct	.717	.768
F-Throws made per game	11.9	14.3
<b>Rebounds</b>	<b>814</b>	<b>849</b>
Rebounds per game	37.0	38.6
Rebounding margin	-1.6	-
<b>Assists</b>	<b>323</b>	<b>353</b>
Assists per game	14.7	16.0
<b>Turnovers</b>	<b>334</b>	<b>332</b>
Turnovers per game	15.2	15.1
Turnover margin	-0.1	-
Assist/turnover ratio	1.0	1.1
<b>Steals</b>	<b>155</b>	<b>161</b>
Steals per game	7.0	7.3
<b>Blocks</b>	<b>72</b>	<b>92</b>
Blocks per game	3.3	4.2
<b>Winning streak</b>	<b>1</b>	<b>-</b>
Home win streak	0	-
<b>Attendance</b>	<b>11732</b>	<b>9208</b>
Home games-Avg/Game	13-902	9-1023
Neutral site-Avg/Game	-	0-0

Team Results

Date	Opponent	Score	Att.
11/25/2020	Incarnate Word	W 84-59	844
11/28/2020	Central Ark.	W 65-48	802
12/02/2020	Iowa St.	L 68-91	715
12/09/2020	Lamar University	W 79-53	768
12/13/2020	Middle Tenn.	W 83-77	736
12/19/2020	at Texas Tech	L 72-78	2612
12/22/2020	Oral Roberts	W 62-48	841
01/02/2021	Baylor	L 50-74	1605
01/06/2021	Oklahoma St.	L 53-78	760
01/09/2021	at Oklahoma St.	L 50-69	1059
01/17/2021	Kansas	Wot 81-78	914
01/20/2021	at Texas	L 54-71	0
01/23/2021	Texas Tech	W 61-53	1165
01/26/2021	at Baylor	L 49-82	2261
01/30/2021	West Virginia	L 70-79	904
02/07/2021	at Kansas	L 72-82	352
02/10/2021	Kansas St.	W 78-67	824
02/13/2021	at Iowa St.	L 81-92	762
02/20/2021	at West Virginia	L 78-81	1236
02/24/2021	Oklahoma	L 60-76	854
03/01/2021	at Kansas St.	Lot 76-79	503
03/04/2021	at Oklahoma	W 83-79	423



**OVERALL STATISTICS**

**Game Records**

Record	Overall	Home	Away	Neutral
ALL GAMES	9-13	8-5	1-8	0-0
CONFERENCE	4-13	3-5	1-8	0-0
NON-CONFERENCE	5-0	5-0	0-0	0-0

**Team Box Score**

No.	Player	Total			3-Point		F-Throw		Rebounds				Other				PTS	AVG				
		GP-GS	MIN	AVG	FG-FGA	FG%	3FG-FGA	3FG%	FT-FTA	FT%	OFF	DEF	TOT	AVG	PF	DQ			A	TO	BLK	STL
20	HEARD, Lauren	22-22	785:41	35.7	152-364	.418	33-101	.327	134-184	.728	28	125	153	7.0	48	1	112	80	3	53	471	21.4
23	BERRY, Michelle	22-20	760:39	34.6	71-205	.346	33-103	.320	26-32	.813	32	122	154	7.0	37	1	39	44	4	26	201	9.1
13	DIGGS, Tavy	22-9	447:52	20.4	82-157	.522	2-10	.200	15-25	.600	21	55	76	3.5	56	3	34	31	5	13	181	8.2
5	MORRIS, Yummy	22-14	408:14	18.6	67-134	.500	0-0	.000	25-28	.893	30	67	97	4.4	49	1	16	37	18	9	159	7.2
15	HOLMES, Aja	22-3	439:22	20.0	43-123	.350	38-114	.333	9-10	.900	1	17	18	0.8	26	0	11	14	1	7	133	6.0
1	JACKSON, Aahliyah	21-21	585:03	27.9	39-126	.310	25-73	.342	19-35	.543	14	52	66	3.1	53	1	25	28	11	18	122	5.8
0	GERMOND, Caroline	22-13	521:20	23.7	35-122	.287	12-55	.218	6-10	.600	9	38	47	2.1	57	0	74	37	3	18	88	4.0
22	MOKWUAH, Kayla	22-4	233:39	10.6	37-82	.451	0-0	.000	8-12	.667	23	24	47	2.1	49	1	7	23	14	6	82	3.7
32	MORRIS, Patricia	13-4	124:59	9.6	12-21	.571	0-0	.000	17-20	.850	8	20	28	2.2	34	2	0	18	11	1	41	3.2
4	CONN, Amari	12-0	64:10	5.3	7-12	.583	5-9	.556	1-2	.500	0	7	7	0.6	3	0	1	5	1	2	20	1.7
24	TAC, Adhel	13-0	52:22	4.0	5-12	.417	0-2	.000	1-4	.250	5	14	19	1.5	9	0	1	4	1	2	11	0.8
10	SCHMIDT, Emma	4-0	05:12	1.3	0-1	.000	0-1	.000	0-2	.000	1	2	3	0.8	1	0	0	0	0	0	0	0.0
12	MORGAN, Aaliyah	7-0	21:26	3.1	0-2	.000	0-2	.000	0-0	.000	0	4	4	0.6	1	0	3	2	0	0	0	0.0
Team											48	47	95				11					
<b>Total</b>		<b>22</b>	<b>4450</b>		<b>550-1361</b>	<b>.404</b>	<b>148-470</b>	<b>.315</b>	<b>261-364</b>	<b>.717</b>	<b>220</b>	<b>594</b>	<b>814</b>	<b>37.0</b>	<b>423</b>	<b>10</b>	<b>323</b>	<b>334</b>	<b>72</b>	<b>155</b>	<b>1509</b>	<b>68.6</b>
<b>Opponents</b>		<b>22</b>	<b>4450</b>		<b>567-1357</b>	<b>.418</b>	<b>146-462</b>	<b>.316</b>	<b>314-409</b>	<b>.768</b>	<b>219</b>	<b>630</b>	<b>849</b>	<b>38.6</b>	<b>359</b>	<b>6</b>	<b>353</b>	<b>332</b>	<b>92</b>	<b>161</b>	<b>1594</b>	<b>72.5</b>

**Score by Periods**

Team	1st	2nd	3rd	4th	OT	TOT
TCU	324	335	407	418	25	1509
Opponents	379	377	440	373	25	1594

**BIG 12 ONLY STATISTICS**

**Game Records**

Record	Overall	Home	Away	Neutral
ALL GAMES	4-13	3-5	1-8	0-0
CONFERENCE	4-13	3-5	1-8	0-0
NON-CONFERENCE	0-0	0-0	0-0	0-0

**Team Box Score**

No.	Player	Total			3-Point		F-Throw		Rebounds				Other				PTS	AVG				
		GP-GS	MIN	AVG	FG-FGA	FG%	3FG-FGA	3FG%	FT-FTA	FT%	OFF	DEF	TOT	AVG	PF	DQ			A	TO	BLK	STL
20	HEARD, Lauren	17-17	620:36	36.5	123-297	.414	28-86	.326	101-142	.711	18	103	121	7.1	38	1	86	64	2	41	375	22.1
23	BERRY, Michelle	17-15	591:34	34.8	58-170	.341	29-92	.315	21-26	.808	25	94	119	7.0	27	1	29	30	3	21	166	9.8
13	DIGGS, Tavy	17-7	339:42	20.0	65-126	.516	0-8	.000	12-20	.600	17	30	47	2.8	48	3	23	24	3	8	142	8.4
15	HOLMES, Aja	17-3	375:02	22.1	39-104	.375	35-97	.361	9-10	.900	1	15	16	0.9	22	0	9	13	1	3	122	7.2
1	JACKSON, Aahliyah	16-16	453:51	28.4	26-99	.263	23-68	.338	8-16	.500	9	46	55	3.4	41	1	17	21	6	10	83	5.2
5	MORRIS, Yummy	17-9	285:34	16.8	36-82	.439	0-0	.000	15-15	1.000	18	46	64	3.8	38	1	10	30	11	6	87	5.1
0	GERMOND, Caroline	17-11	393:26	23.1	22-87	.253	8-42	.190	6-10	.600	7	32	39	2.3	43	0	53	29	3	6	58	3.4
32	MORRIS, Patricia	10-4	105:58	10.6	8-14	.571	0-0	.000	15-18	.833	7	14	21	2.1	24	1	0	11	8	1	31	3.1
22	MOKWUAH, Kayla	17-3	181:30	10.7	23-55	.418	0-0	.000	6-9	.667	16	21	37	2.2	34	1	4	17	11	3	52	3.1
4	CONN, Amari	8-0	52:28	6.6	4-8	.500	4-7	.571	1-2	.500	0	3	3	0.4	3	0	1	3	1	2	13	1.6
24	TAC, Adhel	9-0	40:19	4.5	3-9	.333	0-2	.000	1-2	.500	5	9	14	1.6	6	0	0	2	0	2	7	0.8
10	SCHMIDT, Emma	1-0	00:51	0.9	0-1	.000	0-1	.000	0-0	.000	0	0	0	0.0	0	0	0	0	0	0	0	0.0
12	MORGAN, Aaliyah	4-0	09:10	2.3	0-2	.000	0-2	.000	0-0	.000	0	0	0	0.0	0	0	1	0	0	0	0	0.0
Team											42	34	76				8					
<b>Total</b>		<b>17</b>	<b>3450</b>		<b>407-1054</b>	<b>.386</b>	<b>127-405</b>	<b>.314</b>	<b>195-270</b>	<b>.722</b>	<b>165</b>	<b>447</b>	<b>612</b>	<b>36.0</b>	<b>324</b>	<b>9</b>	<b>233</b>	<b>252</b>	<b>49</b>	<b>103</b>	<b>1136</b>	<b>66.8</b>
<b>Opponents</b>		<b>17</b>	<b>3450</b>		<b>465-1062</b>	<b>.438</b>	<b>110-343</b>	<b>.321</b>	<b>269-341</b>	<b>.789</b>	<b>169</b>	<b>508</b>	<b>677</b>	<b>39.8</b>	<b>259</b>	<b>4</b>	<b>293</b>	<b>225</b>	<b>77</b>	<b>127</b>	<b>1309</b>	<b>77.0</b>

**Score by Periods**

Team	1st	2nd	3rd	4th	OT	TOT
TCU	251	253	292	315	25	1136
Opponents	314	300	355	315	25	1309



## TCU BASKETBALL SEASON/CAREER STATISTICS



2020-21 TCU Women's Basketball  
Season/Career Statistics  
All games

Page 1/1  
as of Mar 05, 2021

## Summary

Player	Season Statistics										Career Statistics									
	GP-GS	MIN/G	FG%	3FG%	FT%	R/G	A/G	STL	BLK	PTS/G	GP-GS	MIN/G	FG%	3FG%	FT%	R/G	A/G	STL	BLK	PTS/G
BERRY, Michelle	22-20	34.6	.346	.320	.813	7.0	1.8	26	4	9.1	51-21	26.8	.369	.323	.726	6.0	1.3	44	9	7.1
CONN, Amari	12-0	5.3	.583	.556	.500	0.6	0.1	2	1	1.7	12-0	5.3	.583	.556	.500	0.6	0.1	2	1	1.7
DIGGS, Tavy	22-9	20.4	.522	.200	.600	3.5	1.5	13	5	8.2	34-9	14.4	.518	.200	.571	2.6	1.0	14	6	5.6
GERMOND, Caroline	22-13	23.7	.287	.218	.600	2.1	3.4	18	3	4.0	22-13	23.7	.287	.218	.600	2.1	3.4	18	3	4.0
HEARD, Lauren	22-22	35.7	.418	.327	.728	7.0	5.1	53	3	21.4	122-91	27.7	.378	.315	.721	5.0	3.3	215	9	12.5
HOLMES, Aja	22-3	20.0	.350	.333	.900	0.8	0.5	7	1	6.0	22-3	20.0	.350	.333	.900	0.8	0.5	7	1	6.0
JACKSON, Aahliyah	21-21	27.9	.310	.342	.543	3.1	1.2	18	11	5.8	21-21	27.9	.310	.342	.543	3.1	1.2	18	11	5.8
MOKWUAH, Kayla	22-4	10.6	.451	.000	.667	2.1	0.3	6	14	3.7	22-4	10.6	.451	.000	.667	2.1	0.3	6	14	3.7
MORGAN, Aaliyah	7-0	3.1	.000	.000	.000	0.6	0.4	0	0	0.0	7-0	3.1	.000	.000	.000	0.6	0.4	0	0	0.0
MORRIS, Patricia	13-4	9.6	.571	.000	.850	2.2	0.0	1	11	3.2	13-4	9.6	.571	.000	.850	2.2	0.0	1	11	3.2
MORRIS, Yummy	22-14	18.6	.500	.000	.893	4.4	0.7	9	18	7.2	76-14	11.0	.472	.000	.775	3.0	0.3	28	52	4.3
SCHMIDT, Emma	4-0	1.3	.000	.000	.000	0.8	0.0	0	0	0.0	4-0	1.3	.000	.000	.000	0.8	0.0	0	0	0.0
TAC, Adhel	13-0	4.0	.417	.000	.250	1.5	0.1	2	1	0.8	13-0	4.0	.417	.000	.250	1.5	0.1	2	1	0.8

## Scoring

Player	Season Statistics								Career Statistics							
	FG-FGA	FG%	3FG-3FGA	3FG%	FT-FTA	FT%	PTS	PTS/G	FG-FGA	FG%	3FG-3FGA	3FG%	FT-FTA	FT%	PTS	PTS/G
BERRY, Michelle	71-205	.346	33-103	.320	26-32	.813	201	9.1	133-360	.369	51-158	.323	45-62	.726	362	7.1
CONN, Amari	7-12	.583	5-9	.556	1-2	.500	20	1.7	7-12	.583	5-9	.556	1-2	.500	20	1.7
DIGGS, Tavy	82-157	.522	2-10	.200	15-25	.600	181	8.2	87-168	.518	2-10	.200	16-28	.571	192	5.6
GERMOND, Caroline	35-122	.287	12-55	.218	6-10	.600	88	4.0	35-122	.287	12-55	.218	6-10	.600	88	4.0
HEARD, Lauren	152-364	.418	33-101	.327	134-184	.728	471	21.4	480-1269	.378	112-355	.315	459-637	.721	1531	12.5
HOLMES, Aja	43-123	.350	38-114	.333	9-10	.900	133	6.0	43-123	.350	38-114	.333	9-10	.900	133	6.0
JACKSON, Aahliyah	39-126	.310	25-73	.342	19-35	.543	122	5.8	39-126	.310	25-73	.342	19-35	.543	122	5.8
MOKWUAH, Kayla	37-82	.451	0-0	.000	8-12	.667	82	3.7	37-82	.451	0-0	.000	8-12	.667	82	3.7
MORGAN, Aaliyah	0-2	.000	0-2	.000	0-0	.000	0	0.0	0-2	.000	0-2	.000	0-0	.000	0	0.0
MORRIS, Patricia	12-21	.571	0-0	.000	17-20	.850	41	3.2	12-21	.571	0-0	.000	17-20	.850	41	3.2
MORRIS, Yummy	67-134	.500	0-0	.000	25-28	.893	159	7.2	128-271	.472	0-0	.000	69-89	.775	325	4.3
SCHMIDT, Emma	0-1	.000	0-1	.000	0-2	.000	0	0.0	0-1	.000	0-1	.000	0-2	.000	0	0.0
TAC, Adhel	5-12	.417	0-2	.000	1-4	.250	11	0.8	5-12	.417	0-2	.000	1-4	.250	11	0.8

## Totals

Player	Season Statistics									Career Statistics						
	O-REB	D-REB	TOTAL	PF	FO	A	TO	A/TO	O-REB	D-REB	TOTAL	PF	FO	A	TO	A/TO
BERRY, Michelle	32	122	154	37	1	39	44	0.9	75	233	308	83	1	64	79	0.8
CONN, Amari	0	7	7	3	0	1	5	0.2	0	7	7	3	0	1	5	0.2
DIGGS, Tavy	21	55	76	56	3	34	31	1.1	23	67	90	62	3	34	39	0.9
GERMOND, Caroline	9	38	47	57	0	74	37	2.0	9	38	47	57	0	74	37	2.0
HEARD, Lauren	28	125	153	48	1	112	80	1.4	145	466	611	278	3	403	331	1.2
HOLMES, Aja	1	17	18	26	0	11	14	0.8	1	17	18	26	0	11	14	0.8
JACKSON, Aahliyah	14	52	66	53	1	25	28	0.9	14	52	66	53	1	25	28	0.9
MOKWUAH, Kayla	23	24	47	49	1	7	23	0.3	23	24	47	49	1	7	23	0.3
MORGAN, Aaliyah	0	4	4	1	0	3	2	1.5	0	4	4	1	0	3	2	1.5
MORRIS, Patricia	8	20	28	34	2	0	18	0.0	8	20	28	34	2	0	18	0.0
MORRIS, Yummy	30	67	97	49	1	16	37	0.4	86	140	226	121	1	26	86	0.3
SCHMIDT, Emma	1	2	3	1	0	0	0	0.0	1	2	3	1	0	0	0	0.0
TAC, Adhel	5	14	19	9	0	1	4	0.3	5	14	19	9	0	1	4	0.3



## TCU BASKETBALL GAME-BY-GAME STATISTICS



2020-21 TCU Women's Basketball  
Team Game-by-Game  
All games

Page 1/1  
as of Mar 05, 2021

Opponent	Date	Score		Total		3-Pointers		Free throws		Rebounds				PF	A	TO	BLK	STL	PTS	AVG
				FG-FGA	PCT	3FG-FGA	PCT	FT-FTA	PCT	OFF	DEF	TOT	AVG							
Incarnate Word	11/25/2020	84-59	W	35-75	.467	2-14	.143	12-14	.857	13	26	39	39.0	23	17	15	1	21	84	84.0
Central Ark.	11/28/2020	65-48	W	25-58	.431	3-15	.200	12-20	.600	12	29	41	40.0	21	20	20	4	12	65	74.5
Iowa St.	12/02/2020	68-91	L	23-62	.371	5-16	.313	17-24	.708	8	27	35	38.3	21	15	12	5	4	68	72.3
Lamar University	12/09/2020	79-53	W	31-57	.544	3-8	.375	14-20	.700	9	39	48	40.8	19	18	16	5	3	79	74.0
Middle Tenn.	12/13/2020	83-77	W	29-64	.453	11-22	.500	14-17	.824	10	25	35	39.6	18	17	11	2	5	83	75.8
at Texas Tech	12/19/2020	72-78	L	26-66	.394	7-22	.318	13-15	.867	11	30	41	39.8	25	19	13	3	4	72	75.2
Oral Roberts	12/22/2020	62-48	W	23-53	.434	2-6	.333	14-23	.609	11	28	39	39.7	18	18	20	11	11	62	73.3
Baylor	01/02/2021	50-74	L	16-61	.262	5-14	.357	13-20	.650	11	22	33	38.9	21	9	17	4	10	50	70.4
Oklahoma St.	01/06/2021	53-78	L	20-68	.294	7-27	.259	6-10	.600	14	26	40	39.0	13	15	17	3	2	53	68.4
at Oklahoma St.	01/09/2021	50-69	L	20-68	.294	10-33	.303	0-0	.000	15	29	44	39.5	15	10	17	0	5	50	66.6
Kansas	01/17/2021	81-78	Wot	30-68	.441	10-32	.313	11-17	.647	10	31	41	39.6	20	22	14	9	6	81	67.9
at Texas	01/20/2021	54-71	L	19-54	.352	8-21	.381	8-12	.667	9	26	35	39.3	21	9	18	1	4	54	66.8
Texas Tech	01/23/2021	61-53	W	22-63	.349	7-25	.280	10-11	.909	9	38	47	39.8	15	11	14	2	2	61	66.3
at Baylor	01/26/2021	49-82	L	19-65	.292	3-21	.143	8-13	.615	11	25	36	39.6	17	9	16	0	8	49	65.1
West Virginia	01/30/2021	70-79	L	23-50	.460	5-20	.250	19-20	.950	6	23	29	38.9	21	12	19	4	3	70	65.4
at Kansas	02/07/2021	72-82	L	27-64	.422	8-21	.381	10-15	.667	13	24	37	38.8	27	11	15	6	5	72	65.8
Kansas St.	02/10/2021	78-67	W	27-63	.429	13-33	.394	11-14	.786	8	20	28	38.1	15	22	9	2	11	78	66.5
at Iowa St.	02/13/2021	81-92	L	29-58	.500	9-22	.409	14-20	.700	5	23	28	37.6	21	15	11	1	8	81	67.3
at West Virginia	02/20/2021	78-81	L	27-55	.491	9-21	.429	15-22	.682	6	25	31	37.2	18	20	15	2	6	78	67.9
Oklahoma	02/24/2021	60-76	L	22-56	.393	5-22	.227	11-19	.579	9	23	32	37.0	10	11	18	1	5	60	67.5
at Kansas St.	03/01/2021	76-79	Lot	27-71	.380	10-33	.303	12-15	.800	8	32	40	37.1	25	11	11	5	7	76	67.9
at Oklahoma	03/04/2021	83-79	W	30-62	.484	6-22	.273	17-23	.739	12	23	35	37.0	19	12	16	1	13	83	68.6
<b>Total</b>		<b>1509</b>		<b>550-1361</b>	<b>.404</b>	<b>148-470</b>	<b>.315</b>	<b>261-364</b>	<b>.717</b>	<b>220</b>	<b>594</b>	<b>814</b>	<b>37.0</b>	<b>423</b>	<b>323</b>	<b>334</b>	<b>72</b>	<b>155</b>	<b>1509</b>	<b>68.6</b>
Opponents		1594		567-1357	.418	146-462	.316	314-409	.768	219	630	849	38.6	359	353	332	92	161	1594	72.5

## TCU Averages

Games Played	Points/game	FG Pct	3FG Pct	FT Pct	Rebounds/game	Assists/game	Turnovers/game	Assist/Turnover ratio	Steals/game	Blocks/game
22	68.6	40.4	31.5	71.7	37.0	14.7	15.2	1.0	7.0	3.3



## TCU BASKETBALL OPPONENT GAME-BY-GAME STATISTICS



2020-21 TCU Women's Basketball  
Opponents Game-by-Game  
All games

Page 1/1  
as of Mar 05, 2021

Opponent	Date	Score		Total		3-Pointers		Free throws		Rebounds				PF	A	TO	BLK	STL	PTS	AVG
				FG-FGA	PCT	3FG-FGA	PCT	FT-FTA	PCT	OFF	DEF	TOT	AVG							
Incarnate Word	11/25/2020	84-59	W	20-47	.426	7-23	.304	12-20	.600	2	27	29	29.0	14	14	29	1	7	59	59.0
Central Ark.	11/28/2020	65-48	W	19-53	.358	4-14	.286	6-9	.667	5	27	32	30.5	24	14	27	0	10	48	53.5
Iowa St.	12/02/2020	68-91	L	31-71	.437	11-35	.314	18-20	.900	12	33	45	35.3	18	18	12	7	6	91	66.0
Lamar University	12/09/2020	79-53	W	18-69	.261	8-27	.296	9-14	.643	13	20	33	34.8	22	6	10	5	6	53	62.8
Middle Tenn.	12/13/2020	83-77	W	28-69	.406	11-36	.306	10-13	.769	18	25	43	36.4	18	15	19	3	5	77	65.6
at Texas Tech	12/19/2020	72-78	L	24-56	.429	6-20	.300	24-30	.800	4	31	35	36.2	13	15	11	5	5	78	67.7
Oral Roberts	12/22/2020	62-48	W	17-57	.298	6-19	.316	8-12	.667	12	23	35	36.0	22	11	22	6	6	48	64.9
Baylor	01/02/2021	50-74	L	28-65	.431	4-7	.571	14-19	.737	16	36	52	38.0	20	17	17	7	7	74	66.0
Oklahoma St.	01/06/2021	53-78	L	31-70	.443	5-13	.385	11-15	.733	12	34	46	38.9	11	22	10	12	12	78	67.3
at Oklahoma St.	01/09/2021	50-69	L	28-61	.459	2-11	.182	11-15	.733	6	31	37	38.7	7	17	9	4	11	69	67.5
Kansas	01/17/2021	81-78	Wot	29-77	.377	7-29	.241	13-19	.684	19	32	51	39.8	19	17	14	1	7	78	68.5
at Texas	01/20/2021	54-71	L	23-66	.348	6-25	.240	19-24	.792	17	29	46	40.3	12	12	10	4	8	71	68.7
Texas Tech	01/23/2021	61-53	W	23-70	.329	4-23	.174	3-7	.429	9	31	40	40.3	16	15	10	4	4	53	67.5
at Baylor	01/26/2021	49-82	L	33-67	.493	4-14	.286	12-18	.667	12	36	48	40.9	12	21	12	7	12	82	68.5
West Virginia	01/30/2021	70-79	L	27-60	.450	5-18	.278	20-23	.870	12	21	33	40.3	19	21	11	2	9	79	69.2
at Kansas	02/07/2021	72-82	L	25-59	.424	7-18	.389	25-31	.806	13	25	38	40.2	16	11	12	7	4	82	70.0
Kansas St.	02/10/2021	78-67	W	24-50	.480	6-16	.375	13-15	.867	5	29	34	39.8	14	21	19	4	4	67	69.8
at Iowa St.	02/13/2021	81-92	L	29-58	.500	15-33	.455	19-20	.950	6	27	33	39.4	13	14	13	2	6	92	71.1
at West Virginia	02/20/2021	78-81	L	32-61	.525	6-11	.545	11-19	.579	7	26	33	39.1	16	22	15	4	6	81	71.6
Oklahoma	02/24/2021	60-76	L	28-57	.491	10-30	.333	10-10	1.000	5	28	33	38.8	19	17	15	4	11	76	71.8
at Kansas St.	03/01/2021	76-79	Lot	23-61	.377	4-19	.211	29-34	.853	8	37	45	39.1	15	18	13	3	7	79	72.1
at Oklahoma	03/04/2021	83-79	W	27-53	.509	8-21	.381	17-22	.773	6	22	28	38.6	19	15	22	0	8	79	72.5
<b>Total</b>		<b>1594</b>		<b>567-1357</b>	<b>.418</b>	<b>146-462</b>	<b>.316</b>	<b>314-409</b>	<b>.768</b>	<b>219</b>	<b>630</b>	<b>849</b>	<b>38.6</b>	<b>359</b>	<b>353</b>	<b>332</b>	<b>92</b>	<b>161</b>	<b>1594</b>	<b>72.5</b>
TCU		1509		550-1361	.404	148-470	.315	261-364	.717	220	594	814	37.0	423	323	334	72	155	1509	68.6

## Opponents Averages

Games Played	Points/game	FG Pct	3FG Pct	FT Pct	Rebounds/game	Assists/game	Turnovers/game	Assist/Turnover ratio	Steals/game	Blocks/game
22	72.5	41.8	31.6	76.8	38.6	16.0	15.1	1.1	7.3	4.2



**0 | CAROLINE GERMOND**  
JR | 5-7 | G  
Angers, France



**1 | AAHLIYAH JACKSON**  
GR | 5-10 | G  
Ft. Smith, Ark.



**4 | AMARI CONN**  
FR | 5-7 | G  
Kansas City, Mo.



**5 | YUMMY MORRIS**  
JR | 6-3 | F  
North Little Rock, Ark.



**10 | EMMA SCHMIDT**  
SR | 5-9 | G  
Waukee, Iowa



**11 | MADDI PULI**  
SO | 6-2 | G/F  
Werrabee, Australia



**12 | AALIYAH MORGAN**  
FR | 6-11 | F  
Tyler, Texas



**13 | TAVY DIGGS**  
SO | 6-2 | G  
Richardson, Texas



**15 | AJA HOLMES**  
FR | 5-8 | G  
Cibolo, Texas



**20 | LAUREN HEARD**  
SR | 5-9 | G  
Denton, Texas



**22 | KAYLA MOKWUAH**  
JR | 6-4 | C  
Longmeadow, Mass.



**23 | MICHELLE BERRY**  
GR | 6-2 | F  
Miami, Fla.



**24 | ADHEL TAC**  
FR | 5-11 | F  
Garland, Texas



**32 | PATRICIA MORRIS**  
JR | 6-7 | F  
Duarte, Calif.


**COACHING STAFF**



**RAEGAN PEBLEY**  
Head Coach  
7th Season



**HANNA HOWARD**  
Associate Head Coach  
7th Season



**BRITNEY BROWN**  
Associate Coach  
5th Season



**ABI OLAJUWON**  
Assistant Coach  
3rd Season



**LEAH FOSTER**  
Player Development  
3rd Season



**ANGELA GONZAGA**  
Director of Operations  
7th Season



**NATASCHA HARTVICH**  
Graduate Assistant  
3rd Season



**KARVIAR SHEPHERD**  
Graduate Assistant  
2nd Season



**KIANNA RAY**  
Volunteer Student Assistant  
1st Season