

## BIG 12 CHAMPIONSHIP | FIRST ROUND

### #8 TCU HORNED FROGS (9-14, 4-14) vs. #9 KANSAS JAYHAWKS (7-17, 3-15)

Thursday, March 11, 2021 | 5 p.m. | Kansas City, Mo. | Municipal Auditorium



**Head Coach:** Raegan Pebley  
**at TCU:** 126-92, 7th Season  
**Career:** 282-267, 18th Season

**Head Coach:** Brandon Schneider  
**at KU:** 61-114, 6th Season  
**Career:** 462-252, 23rd Season



**Chuckie Kempf**  
**Brenda VanLengen**

**Jeff Williams**

**GoFrogs.com**  
**Big12Sports.com**

**@TCUWBasketball**  
**@TCUWBB**

### 2020-21 SCHEDULE/RESULTS

**OVERALL: 9-14 | BIG 12: 4-14**

**HOME: 8-6 | AWAY: 1-8 | NEUTRAL: 0-0**



DATE	OPPONENT	TV	TIME/RESULTS
N25	INCARNATE WORD	ESPN+	W, 84-59
N28	CENTRAL ARKANSAS	ESPN+	W, 65-48
D2	#23 IOWA STATE*	ESPN+	L, 68-91
D6	at Missouri\$	SECN+	Canceled
D9	LAMAR	ESPN+	W, 79-53
D13	MIDDLE TENNESSEE	ESPN+	W, 83-77
D19	at Texas Tech*	ESPN+	L, 72-78
D22	ORAL ROBERTS	ESPN+	W, 62-48
J2	#7 BAYLOR*	ESPN+	L, 50-74
J6	OKLAHOMA STATE*	ESPN+	L, 53-78
J9	at Oklahoma State*	ESPN+	L, 50-69
J17	KANSAS*	ESPN+	W, 81-78 (OT)
J20	at Texas	LHN	L, 54-71
J23	TEXAS TECH*	ESPN+	W, 61-53
J26	at #9 Baylor*	TBA	L, 49-82
J30	#24 WEST VIRGINIA*	ESPN+	L, 70-79
F7	at Kansas*	ESPN+	L, 72-82
F10	KANSAS STATE*	ESPN+	W, 78-67
F13	at Iowa State*	ESPN+	L, 81-92
F20	at #19 West Virginia*	ESPN+	L, 78-81
F24	OKLAHOMA*	ESPN+	L, 60-76
M1	at Kansas State	ESPN+	L, 76-79
M4	at Oklahoma	FSOK	W, 83-79
M7	TEXAS*	ESPN+	L, 60-69
M11	vs. Kansas#	ESPN+	5 p.m.

All times central | Home games in **BOLD**  
 \* - Big 12 conference game | \$ - SEC/Big 12 Challenge  
 # - Big 12 Championship Game

### FAST BREAKS

- The TCU Horned Frogs (9-14, 4-14) have earned the league's No. 8 seed and will play the No. 9-seeded Kansas Jayhawks (7-17, 3-15) in First Round action of the 2021 Phillips 66 Big 12 Women's Basketball Championship, this Thursday, March 11, in Kansas City, Mo. Tip-off between the Horned Frogs and Jayhawks is set for 5 p.m. and the contest will be televised live on Big 12 Now and ESPN+.
- TCU and Kansas split its season series in 2020-21. The Horned Frogs picked up an 81-78 overtime-win over the Jayhawks back on Jan. 17, in Fort Worth. The Jayhawks then traded the favor with an 82-72 win over the Frogs on Super Bowl Sunday, Feb. 7, in Lawrence, Kan.
- The Horned Frogs are 2-6 all-time in Big 12 Championship Tournament games. Last season TCU earned the No. 2 seed in the tournament - the program's highest seed in the event since becoming a member of the league - but the championship was canceled due to the COVID-19 pandemic. Most recently, TCU's last game played in a Big 12 Championship game, the No. 6-seeded Frogs fell to No. 3-seeded Texas, 66-64, in the quarterfinals back in 2019 in Oklahoma City.
- Senior Lauren Heard was named this week's Big 12 Player of the Week after averaging 31.3 points, 8.3 rebounds and 6.3 steals. Heard notched two 30-point games, registered a pair of double-doubles and set a new single-game school record with 11 steals at Oklahoma. Heard was named POW for a second time this season and fourth time overall in her career.

### THE STARTING FIVE (PROJECTED STARTERS)



**20**  
**LAUREN HEARD**  
 G | 5-9 | Sr.  
 21.7 PPG



**15**  
**TAVY DIGGS**  
 G | 6-2 | So.  
 8.6 PPG



**1**  
**AAHLIYAH JACKSON**  
 G | 5-10 | Gr.  
 5.7 PPG



**15**  
**AJA HOLMES**  
 G | 5-8 | Fr.  
 5.8 PPG



**22**  
**KAYLA MOKWUAH**  
 C | 6-4 | Jr.  
 3.7 PPG

### BY THE NUMBERS

**4**

Number of TCU players, including Lauren Heard, that has 1,500 points and 600 rebounds in a career.

**31.3**

Number of points Heard averaged the final week of the season, on the way to a Big 12 POW honor.

**5**

Number of times TCU has made 10+ three-pointers in a game - the most since netting 10+ 3's six times in 2107-18.

**TCU BIG 12 CHAMPIONSHIP HISTORY**

<b>OVERALL RECORD</b> .....	2-6
<b>IN DALLAS</b> .....	0-2
<b>IN OKLAHOMA CITY</b> .....	2-4
<b>IN KANSAS CITY</b> .....	0-0

<b>AS #1 SEED (N/A)</b> .....	0-0
<b>AS #2 SEED (2020)</b> .....	0-0
<b>AS #3 SEED (2015)</b> .....	0-1
<b>AS #4 SEED (N/A)</b> .....	0-0
<b>AS #5 SEED (2018)</b> .....	1-1
<b>AS #6 SEED (2019)</b> .....	0-1
<b>AS #7 SEED (2014, 16)</b> .....	1-2
<b>AS #8 SEED (2021)</b> .....	0-0
<b>AS #9 SEED (2017)</b> .....	0-0
<b>AS #10 SEED (2013)</b> .....	0-1

**TCU IN THE BIG 12 TOURNAMENT**

RND	DATE	SITE (VENUE)	OPPONENT	W/L	SCORE
1ST	03/08/13	Dallas, Texas (American Airlines Center)	#7 Kansas	L	61-83
1ST	03/07/14	Oklahoma City, Okla. (Chesapeake Energy Arena)	#10 Texas Tech	W	75-59
QF	03/08/14	Oklahoma City, Okla. (Chesapeake Energy Arena)	#2 West Virginia	L	59-67
QF	03/07/15	Dallas, Texas (American Airlines Center)	#6 Texas	L	61-67
1ST	03/04/16	Oklahoma City, Okla. (Chesapeake Energy Arena)	#10 Kansas	L	64-81
1ST	03/03/17	Oklahoma City, Okla. (Chesapeake Energy Arena)	#8 Texas Tech	L	58-76
QF	03/03/18	Oklahoma City, Okla. (Chesapeake Energy Arena)	#4 Oklahoma	W	90-83
SF	03/04/18	Oklahoma City, Okla. (Chesapeake Energy Arena)	#1 Baylor	L	48-94
1ST	03/09/19	Oklahoma City, Okla. (Chesapeake Energy Arena)	#3 Texas	L	64-66
1ST	03/13/20	Kansas City, Mo. (Municipal Auditorium)	<i>Canceled due to COVID19</i>		
1ST	03/11/21	Kansas City, Mo. (Municipal Auditorium)	#9 Kansas	- -	- -

**TCU vs:**

Baylor: 0-1 | Kansas: 0-2 | Oklahoma: 1-0 | Texas: 0-1 | Texas Tech: 1-1 | West Virginia: 0-1

**ALL-TIME CONFERENCE CHAMPIONSHIP RECORDS**
**TEAM RECORDS**
**TCU**

Points	90	Oklahoma	03/03/18
FGM	31	Charlotte	03/05/05
FGA	74 (2x)	last: Hawaii	03/10/01
FG Pct.	.545 (30-55)	Cincinnati	03/09/03
3FGM	12	San Jose State	03/07/01
3FGA	30	UNLV	03/11/09
3FG Pct. (8 made)	.500 (10-20)	Oklahoma	03/03/18
FTM	32	Oklahoma	03/03/18
FTA	39	Oklahoma	03/03/18
FT Pct. (15 made)	.941 (16-17)	Hawaii	03/03/97
Rebounds	53	USF	03/04/05
Assists	25	San Jose State	03/07/01
Blocked Shots	11 (2x)	last: Oklahoma	03/03/18
Steals	15	Tulane	03/03/02
Turnovers	33	Texas Tech	03/08/95

**INDIVIDUAL RECORDS**
**TCU PLAYERS**

Points	32	Zahna Medley	West Virginia	03/08/14
FGM	13	Amy Bumsted	Texas Tech	03/10/93
FGA	25	Jackie Jenkins	Texas	03/06/96
FG Pct. (5 made)	.875	Latricia Lovings	Texas Tech	03/07/14
3-Point FGM	6	Zahna Medley	West Virginia	03/08/14
3-Point FGA	14	Jill Sutton	UTEP	03/02/98
3FG Pct. (4 made)	1.000 (4-4)	Kati Safaritova	Saint Louis	03/02/02
FTM	10 (3x)	last: Zahna Medley	West Virginia	03/08/14
FTA	14	Candace Baldwin	Tulane	03/07/03
FT Pct. (7 made)	1.000 (10-10)	Sandora Irvin	Charlotte	03/05/04
Rebounds	19	Sandora Irvin	Cincinnati	03/09/03
Assists	10 (2x)	last: Natasha Lacy	Houston	03/07/04
Blocked Shots	8	Sandora Irvin	Charlotte	03/05/04
Steals	7	Nicole Perdue	Texas Tech	03/09/94
Turnovers	10	Leah Garcia	Texas Tech	03/08/95

**ALL-TIME INDIVIDUAL RECORDS  
(BIG 12 CHAMPIONSHIP ONLY)**
**POINTS**

1.	Zahna Medley	vs. West Virginia	03/08/14	32
2.	Amy Okonkwo	vs. Texas	03/09/19	21
	Amy Okonkwo	vs. Oklahoma	03/03/18	21
	Zahna Medley	vs. Kansas	03/08/13	21

**FIELD GOALS MADE**

1.	Amy Okonkwo	vs. Texas	03/09/19	9
	Amy Okonkwo	vs. Oklahoma	03/03/18	9
3.	Zahna Medley	vs. West Virginia	03/08/14	8

**3-POINT FIELD GOALS MADE**

1.	Zahna Medley	vs. West Virginia	03/08/14	6
2.	Kianna Ray	vs. Texas	03/09/19	4
3.	Four Players	- -	- -	3

**FREE THROWS MADE**

1.	Zahna Medley	vs. West Virginia	03/08/14	10
2.	Amber Ramirez	vs. Oklahoma	03/03/18	9
3.	Kianna Ray	vs. Oklahoma	03/03/18	8

**REBOUNDS**

1.	Amy Okonkwo	vs. Texas	03/09/19	16
2.	Jordan Moore	vs. Oklahoma	03/03/18	11
	Jordan Moore	vs. Texas Tech	03/03/17	11
	Latricia Lovings	vs. Kansas	03/08/13	11

**ASSISTS**

1.	AJ Aliz	vs. Texas Tech	03/03/17	9
2.	Kianna Ray	vs. Oklahoma	03/03/18	7
3.	Zahna Medley	vs. Kansas	03/04/16	6

**BLOCKS**

1.	Latricia Lovings	vs. West Virginia	03/08/14	7
2.	Latricia Lovings	vs. Kansas	03/08/13	4
3.	Three Players	- -	- -	3

**STEALS**

1.	Latricia Lovings	vs. Texas Tech	03/07/14	4
	Veja Hamilton	vs. Kansas	03/08/13	4
3.	Six Players	- -	- -	3

**ROSTER BREAKDOWN**
**BY CLASS**
**Graduate Students (2)**

Michelle Berry, Aahliyah Jackson

**Seniors (2)**

Lauren Heard, Emma Schmidt

**Juniors (4)**

Caroline Germond, Kayla Mokwuah, Patricia Morris, Yummy Morris

**Sophomores (2)**

Tavy Diggs, Maddi Puli

**Freshmen (4)**

Amari Conn, Aja Holmes, Aaliyah Morgan, Adhel Tac

**BY POSITION**
**Guard (8)**

Amari Conn, Tavy Diggs, Caroline Germond, Lauren Heard, Aja Holmes, Aahliyah Jackson, Maddi Puli, Emma Schmidt

**Forward (6)**

Michelle Berry, Aaliyah Morgan, Maddi Puli, Patricia Morris, Yummy Morris, Adhel Tac

**Center (1)**

Kayla Mokwuah

**BY HOME STATE/COUNTRY**
**Arkansas (2)**

Aahliyah Jackson, Yummy Morris

**Australia (1)**

Maddi Puli

**California (1)**

Patricia Morris

**Florida (1)**

Michelle Berry

**France (1)**

Caroline Germond

**Iowa (1)**

Emma Schmidt

**Massachusetts (1)**

Kayla Mokwuah

**Missouri (1)**

Amari Conn

**Texas (5)**

Tavy Diggs, Lauren Heard, Aja Holmes, Aaliyah Morgan, Adhel Tac

**NUMERICAL ROSTER**

NO.	NAME	POS.	HT.	YR.	HOMETOWN (PREVIOUS SCHOOL)
0	Caroline Germond	G	5-7	Jr.	Angers, France (South Plains College)
1	Aahliyah Jackson	G	5-10	Gr.	Ft. Smith, Ark. (Texas A&M)
4	Amari Conn	G	5-7	Fr.	Kansas City, Mo. (Lincoln Prep)
5	Yummy Morris	F	6-3	Jr.	North Little Rock, Ark. (North Little Rock HS)
10	Emma Schmidt	G	5-9	Sr.	Waukee, Iowa (Waukee HS)
11	Maddi Puli	G/F	6-2	So.	Werribee, Australia (Mackillop College)
12	Aaliyah Morgan	F	6-1	Fr.	Tyler, Texas (Lee HS)
13	Tavy Diggs	G	6-2	So.	Richardson, Texas (Plano East HS)
15	Aja Holmes	G	5-8	Fr.	Cibolo, Texas (Steele HS)
20	Lauren Heard	G	5-9	Sr.	Denton, Texas (Guyer HS)
22	Kayla Mokwuah	C	6-4	Jr.	Longmeadow, Mass (George Washington)
23	Michelle Berry	F	6-2	Gr.	Miami, Fla. (Virginia Tech)
24	Adhel Tac	F	5-11	Fr.	Sachse, Texas (Sachse HS)
32	Patricia Morris	F	6-7	Jr.	Duarte, Calif. (Oregon State)

**ALPHABETICAL ROSTER**

NO.	NAME	POS.	HT.	YR.	HOMETOWN (PREVIOUS SCHOOL)
23	Michelle Berry	F	6-2	Gr.	Miami, Fla. (Virginia Tech)
4	Amari Conn	G	5-7	Fr.	Kansas City, Mo. (Lincoln Prep)
13	Tavy Diggs	G	6-2	So.	Richardson, Texas (Plano East HS)
0	Caroline Germond	G	5-7	Jr.	Angers, France (South Plains College)
20	Lauren Heard	G	5-9	Sr.	Denton, Texas (Guyer HS)
15	Aja Holmes	G	5-8	Fr.	Cibolo, Texas (Steele HS)
1	Aahliyah Jackson	G	5-10	Gr.	Ft. Smith, Ark. (Texas A&M)
22	Kayla Mokwuah	C	6-4	Jr.	Longmeadow, Mass (George Washington)
12	Aaliyah Morgan	F	6-1	Fr.	Tyler, Texas (Lee HS)
32	Patricia Morris	F	6-7	Jr.	Duarte, Calif. (Oregon State)
5	Yummy Morris	F	6-3	Jr.	North Little Rock, Ark. (North Little Rock HS)
11	Maddi Puli	G/F	6-2	So.	Werribee, Australia (Mackillop College)
10	Emma Schmidt	G	5-9	Sr.	Waukee, Iowa (Waukee HS)
24	Adhel Tac	F	5-11	Fr.	Sachse, Texas (Sachse HS)

**COACHING & SUPPORT STAFF**

POSITION	NAME (YEAR AT TCU [ALMA MATER])
Head Coach	Raegan Pebley (7th Season) [Colorado, 97]
Associate Head Coach	Hanna Howard (7th Season) [Portland, 05]
Associate Coach	Britney Brown (5th Season) [Oklahoma, 07]
Assistant Coach	Abi Olajuwon (3rd Season) [Oklahoma, 10]
Player Development Coordinator	Leah Foster (3rd Season) [St. Edward's, 06]
Director of Operations	Angela Gonzaga
Graduate Assistant	Natascha Hartvich
Graduate Assistant	Karviar Shepherd
Strength & Conditioning Coach	Taylor Larson
Athletic Trainer	Alissa Schenk

**PRONUNCIATION GUIDE**

Amari Conn	uh - MAR - ee
Tavy Diggs	TAH - vee (sounds like taffy)
Caroline Germond	jurr - MOND
Aja Holmes	AH - zha
Aahliyah Jackson	uh - LEE - uh
Kayla Mokwuah	mock - WUH
Maddi Puli	PEW - lie
Adhel Tac	TACK (like a thumb tack)

**THE MATCH-UP**

- TCU and Kansas will meet for the third time this season, but for the 22nd time overall in a series that dates back to Nov. 28, 2009.
- TCU leads the all-time series 14-7, and despite its most recent loss in Lawrence, the Frogs have won six of the past seven and eight of the past 10 games between the two teams.
- TCU is just 1-2 all-time against KU when playing the Jayhawks on a neutral court. Most recently, KU downed TCU in the 2016 Big 12 Tournament, 81-64, in Oklahoma City. TCU's other loss to KU on a neutral court also came in the Big 12 Tournament, an 83-61 defeat in Dallas back in 2013.
- TCU's lone neutral court win against the Jayhawks was the first-ever meeting between the two teams when the Frogs picked up a 74-69 win in the Junkaroo Jam in Freeport, Bahamas.
- In TCU and Kansas' first meeting this season, the game was forced into overtime. It marked TCU's first overtime game since a 76-74 win at West Virginia back on Jan. 13, 2018. It also marked the first overtime game for TCU at home since taking SMU into extra frames back on Nov. 17, 2010.

**TCU IN THE BIG 12 CHAMPIONSHIP**

- TCU is 2-6 all-time in Big 12 Championship games, which includes an 0-2 record in games played in Dallas and a 2-4 mark in games played in Oklahoma City.
- TCU is seeded No. 8 in the Big 12 Championship for the first time since becoming a member of the league.
- The Horned Frogs will be facing Kansas for the third time in the championship. TCU is 0-2 against KU in the tournament, having fell to the Jayhawks back in 2013 and 2016.
- KU is the only team in the league to have a pair of wins over the Horned Frogs in the tournament.

**ANOTHER POW HONOR FOR HEARD**

- Senior Lauren Heard was named the Big 12 Player of the Week following a three-game stretch where she averaged 31.3 points, 8.3 rebounds and 6.3 steals per game.
- Heard collected back-to-back double-doubles to end the regular-season, with one of the double-doubles coming on 31 points scored and collecting 11 steals.
- The 11 steals ranks as the second-most steals in a single women's NCAA game this season and it also set a new single-game school record in the process.
- This marks the second Big 12 Player of the Week honor for Heard this season and the fourth overall in her career.
- She is the first player at TCU to earn Big 12 weekly honors four times in one season and is the first player since Helena Sverrisdottir to earn a weekly honor at least four times in a career in any conference.

**BIG 12 CONFERENCE THIS-AND-THAT**

- TCU was picked to finish ninth in the Big 12 in the preseason coaches poll. The Frogs finished 4-14 in Big 12 play, finishing in sole-possession of eighth place in the league.

- TCU is 67-95 all-time in Big 12 games, since moving to the league in 2012-13.
- The Horned Frogs are 41-40 in Big 12 games played in Fort Worth and 26-55 in league contests played on the road.
- The Horned Frogs registered a program-best 13-5 record in Big 12 play last season, which led to TCU's highest finish in the Big 12 standings, finishing in second-place. The Frogs were picked to finish eighth in Big 12 play last year.

**WELCOME TO THE CLUB(S)**

- Senior Lauren Heard made her way into both the 1,500 points scored and 600 rebounds club last week against Kansas State.
- She became just the eighth player in school history to score at least 1,500 points and 10th player all-time to pull down 600 boards.
- Heard is just the fourth player in school history to both score 1,500 points and pull down 600 rebounds in the same career. She joins Sandora Irvin, Helena Sverrisdottir and Jordan Moore as the only players to accomplish this particular feat.

PLAYER (YEARS)	PTS	REB
Sandora Irvin (2001-05)	1,892	1,370
Helena Sverrisdottir (2007-11)	1,764	826
Jordan Moore (2015-19)	1,514	892
Lauren Heard (2017-Present)	1,559	620

**LIKE TAKING CANDY FROM A BABY**

- Senior Lauren Heard became just the second player in school history to register at least 10 steals in a single game, on her way to setting a new single-game school record with 11 steals at OU on March 4.
- Heard became the first player to post 10 steals since Adrienne Ross totaled what was then a new school record 10 steals at UNLV back on Feb. 3, 2007.
- Heard has totaled 215 steals in her career at TCU, which currently ranks seventh-most all-time.

**BREAKING THE PACE**

- Lauren Heard heads into Wednesday's game averaging 21.7 points per game, which is on pace to break the highest scoring average in school history.
- Emma Wilson owns the school record having scored 20.3 points per game back in 1996-97.
- Should Heard end up averaging 20+ points per game, she and Wilson would be the only two players in school history to do so.
- Heard averaged 18.4 points a season ago, which ranks No. 4 all-time in single-season history.

**NO FRESHMAN JITTERS HERE**

- True freshman Aja Holmes is averaging 5.8 points per game.
- Holmes is the first TCU freshman to average at least 5.0 points per game since Lauren Heard totaled 6.2 points per game her freshman campaign back in 2017-18.
- Holmes leads the team with 38 three-pointers made and is the first freshman to make at least 35 three's since Amber Ramirez totaled 39 three-pointers made as a freshman back in 2016-17.

**GENERAL INFORMATION**

Location	Fort Worth, Texas
Founded	1873
Enrollment	11,379
Colors	Purple and White
Nickname	Horned Frogs
Home Facility	Ed and Rae Schollmaier Arena
Opened	2015
Capacity	6,700
Conference	Big 12 Conference
Affiliation	NCAA Division I
Chancellor	Dr. Victor J. Boschini Jr.
Athletics Director	Jeremiah Donati
Senior Woman's Administrator	Kim Johnson
Faculty Athletics Rep.	Rhonda Hatcher
Athletics Department Phone	(817) 257-5658

**HISTORY**

First Season	1977-78 (44th season)
First NCAA DI Season	1982-83 (38th season)
Record All-Time	637-670 (.488)
Record in NCAA DI	562-596 (.486)
Regular Season Conference Championships	3
Conference Tournament Championships	3
Years in NCAA Championships (Last)	.9 (2010)
Record in NCAA Championships	5-9
Years in WNIT (Last)	.7 (2019)
Record in WNIT	13-7

**BASKETBALL COACHING STAFF**

Head Coach	Raegan Pebley (Colorado, 1997)
Record at TCU	126-92 (7th season)
Career Record	282-267 (18th season)
Associate Head Coach	Hanna Howard (7th season)
Associate Coach	Britney Brown (5th season)
Assistant Coach	Abi Olajuwon (3rd season)
Director of Ops	Angela Gonzaga (7th season)
Player Development	Leah Foster (3rd season)
GA's	Natascha Hartvich (3rd season)
	Karviar Shepherd (2nd season)
Administrative Assistant	Jodi Clifton
Office Phone Number	(817) 257-7962

**2019-20 REVIEW**

Overall Record	22-7
Home	13-3
Away	9-4
Neutral	0-0
Big 12 Record (Finish)	13-5 (2nd)
Conference Tournament	N/A
Postseason	N/A
Final AP/USA Today Ranking	RV/RV

**2020-21 PREVIEW**

Letterwinners Returning/Lost	5/8
Starters Returning/Lost	2/4
Returning Redshirts	0
Newcomers	9

**ATHLETICS COMMUNICATIONS**

Women's Basketball Contact	Dameon Myres
Cell Phone	(817) 897-5331
Office Phone	(817) 257-5367
Email	d.myres@tcu.edu

**TOP-25 POLLS**
**ASSOCIATED PRESS TOP-25 (March 8, 2021)**

No.	Team	Rec.	Pts.	Last
1	UConn (22)	23-1	716	1
2	Stanford (5)	25-2	678	4
3	NC State (2)	20-2	676	3
4	Texas A&M	23-2	609	2
5	South Carolina	22-4	598	7
6	Baylor	21-2	596	6
T-7	Louisville	23-3	557	5
T-7	Maryland	21-2	557	8
9	Indiana	18-4	479	10
10	UCLA	16-5	470	9
11	Arizona	16-5	410	11
12	Georgia	20-6	408	16
13	Michigan	14-4	332	12
14	Tennessee	16-7	325	14
15	Arkansas	19-8	260	13
16	Gonzaga	21-3	249	18
17	West Virginia	19-4	248	20
18	Kentucky	17-8	240	17
19	Rutgers	14-3	224	24
20	South Florida	15-3	196	15
21	Missouri State	20-2	179	23
22	Ohio State	13-7	82	22
23	Oregon	13-8	73	19
24	Florida Gulf Coast	23-2	54	NR
25	South Dakota State	21-3	53	21

**OTHERS RECEIVING VOTES:** Marquette 52, Stephen F. Austin 34, Oregon State 22, Oklahoma State 15, Georgia Tech 11, Virginia Tech 10, Iowa 5, DePaul 5, UCF 2

**USA TODAY COACHES TOP-25 (March 9, 2021)**

No.	Team (Record)	Pts.	Last	1st-Place Votes
1	Connecticut (24-1)	771	1	27
2	Stanford (25-2)	745	3	4
3	NC State (20-2)	704	4	0
4	Texas A&M (23-2)	650	2	0
5	South Carolina (22-4)	642	7	0
6	Baylor (22-2)	627	6	0
7	Louisville (23-3)	611	5	0
8	Maryland (21-2)	579	8	0
9	Indiana (18-4)	508	10	0
10	UCLA (16-5)	505	9	0
11	Arizona (16-5)	419	11	0
12	Michigan (14-4)	401	12	0
13	Georgia (20-6)	354	21	0
14	Gonzaga (22-3)	352	15	0
15	Tennessee (16-7)	319	16	0
16	Arkansas (19-8)	282	13	0
17	Missouri State (20-2)	267	17	0
18	South Florida (15-3)	256	14	0
19	Kentucky (17-8)	217	19	0
20	West Virginia (19-5)	185	23	0
21	Florida Gulf Coast (23-2)	143	24	0
22	Oregon (13-8)	128	18	0
23	Rutgers (14-3)	115	26	0
24	Ohio State (13-7)	104	20	0
25	South Dakota State (21-3)	59	22	0

**OTHERS RECEIVING VOTES:** Northwestern (13-7) 26; Marquette (19-6) 20; Dayton (13-2) 15; Iowa (15-8) 13; Oklahoma State (17-7) 11; Mississippi State (10-9) 9; DePaul (14-8) 9; Central Florida (14-3) 8; Brigham Young (18-4) 5; Delaware (19-3) 4; Stephen F. Austin (22-2) 3; Rice (16-3) 3; Georgia Tech (15-8) 3; Oregon State (11-7) 2; Houston (15-6) 1.

**DOWNTOWN LIVING**

- TCU made 10 three-pointers against K-State on Monday, draining at least 10 three-pointers in a game for the fifth time this season.
- The Frogs average 6.7 three-pointers made per game this season, which ranks third-most in the Big 12 and 105th in the nation.
- TCU's 148 three-pointers made on the year ranks 75th overall in the nation.

**CAN YOU DIGGS IT**

- Sophomore Tavy Diggs has made a habit of scoring in double-digits over the past few weeks. The Richardson, Texas, native has poured in 10+ scoring efforts in five of the last six games of the season.
- Diggs has scored 12 points or more in all five of those games and is averaging 13.6 points per contest in the six-game span.
- Prior to these past six games, Diggs was averaging just 6.7 points per game. She heads into the week now averaging 8.6 points per game.

**I HEARD SHE HAD A GREAT GAME**

- Senior Lauren Heard played one of the best all-around games the Horned Frogs have seen in recent memory, scoring 31 points, pulling down 9 rebounds and collecting 11 steals. She also drained 13 free throws on the evening.
- Heard is just the 23rd player to score at least 31 points in a game, while her 11 steals broke a single-game school record.
- Heard's 13 free throws made also ranks tied for seventh-most in a game, while her 17 attempts rank tied for fifth most in a single game.

**SPEAKING OF ALL-AROUND PERFORMANCES**

- In addition to the great game she had at Oklahoma, senior Lauren Heard actually had an all-around great season.
- Heard is the only player in the Big 12 to rank among the top-10 players in points, rebounds, assists and steals.
- In Big 12-only games, Heard ranked second in points (22.4), ninth in rebounds (7.3), assists (5.0) and steals (2.6).

**DON'T EVEN THINK OF 60**

- TCU has limited an opponent to under 60 points five times this season and are 5-0 in those games.
- Under head coach Raegan Pebley, the Horned Frogs are 56-3 (.949) all-time when limiting the opposing team to score 60 points or less.
- The Horned Frogs have won 14 straight games when limiting opposing teams to under 60 points.
- The last time a TCU team was defeated, limiting an opponent to under 60 points, came back on April 3, 2019, against Arizona in the WNIT Semifinals. Arizona won the game 59-53.

**CHARITY STRIPE GREATNESS**

- TCU has shot 90 percent or better from the free throw line in two home games this season.
- The Horned Frogs drained 10-of-11 (.909) against Texas Tech back on Jan. 23, and then on Jan. 30, against West Virginia, the Frogs were 19-of-20 (.950).

- TCU's .950 effort ranks as the second-best free throw shooting percentage in team single-game history (minimum of 15 free throws made).
- Only TCU's 22-of-22 (1.000) effort against Texas State back on Nov. 25, 2012, ranks higher.
- It is TCU's highest free throw shooting percentage in a game since going 23-of-25 (.920) from the free throw line against Arkansas back on March 28, 2019.

**FREE THROW LINE PERFECTION**

- Senior Lauren Heard and junior Patricia Morris were both perfect from the free throw line in TCU's 19-of-20 charity stripe effort against WVU.
- Heard went 9-of-9 from the charity stripe, while Morris converted 8-of-8 free throws on the day.
- For Heard, it was her second 100 percent effort from the free throw line this season and the sixth overall the past two seasons.
- Morris was seeing game action for the first time since Dec. 22, and all she did was set a new single-game career-high with eight free throws made.
- Morris' previous career-high at the free throw line was seven FT's made against Washington State back on March 5, 2020, when she was still a member of Oregon State.

**FASTEST TO 100**

- Lauren Heard, who scored 125 points through the first six games of the season, became the fifth different TCU player to pour in at least 100 points through her first six games of a season over the past 15 years.
- Zahna Medley is the last player to score 100+ points in six games, having done it in both 2015-16 and 2013-14. She scored 102 points in six games back in 2015-16 and notched 116 points in six games during the 2013-14 campaign.
- Heard joined the likes of Emily Carter (136, 2010-11), TK Lafleur (102, 2008-09) and Adrienne Ross (101, 2006-07) as the only other players to score 100+ points in six games in the past 15 seasons.

**YOU STOLE IT!**

- TCU tallied 21 steals in its season-opening win against Incarnate Word.
- The Horned Frogs totaled 20+ steals in a game for the first time in more than 16 seasons. It was the first 20-steal game since collecting 20 steals against Cornell back on Jan. 2, 2006.
- The 21 steals are tied for the fourth-most in a single game by a TCU team.
- The all-time record is 24 steals, which happened twice overall, but the last time coming against Southern Miss back in 2005.

**THE COMEBACK TRAIL**

- TCU has erased double-digit deficits over both Middle Tennessee (11 points down) and Texas Tech (13 points) this season.
- TCU has overcome deficits of 10 points or more four times in the past two seasons.
- The Horned Frogs wiped out a 10-point deficit to Iowa State and a 12-point deficit to Kansas State last season. Both wins came on the road.
- TCU has trailed by at least one point in all nine of its wins during the 2020-21 season.

**SERIES BREAKDOWN**



VS.



Meeting ..... 22nd  
 All-Time Series ..... TCU leads, 14-7  
 Date Series Began ..... Nov. 28, 2009  
 Last Game Played ..... Feb. 7, 2021  
 Current Winning Streak ..... KU, won 1  
 TCU at Home ..... 8-1  
 TCU on the Road ..... 5-4  
 TCU on a Neutral Court ..... 1-2

**SINCE TCU JOINED THE BIG 12 CONFERENCE**

TCU Record in Series ..... 13-7  
 TCU at Home ..... 8-1  
 TCU on the Road ..... 5-4  
 TCU on a Neutral Court ..... 0-2

**LAST 10 GAMES**

Date	W/L	Score	Location
02/17/2021	L	72-82	Lawrence
01/17/2021	W	81-78 (OT)	Fort Worth
02/08/2020	W	87-74	Lawrence
01/12/2020	W	73-59	Fort Worth
02/27/2019	W	76-66	Lawrence
01/27/2019	W	58-53	Fort Worth
01/20/2018	W	76-66	Fort Worth
12/31/2017	L	77-86	Lawrence
02/05/2017	W	80-68	Lawrence
01/22/2017	W	83-68	Fort Worth

**TALE OF THE TAPE**

	TCU	KU
Record	9-14	7-17
Conference Record	4-14	3-15
Scoring	68.2	69.9
Opponent Scoring	72.3	62.0
Scoring Margin	-4.1	+8.0
Field Goal Percentage	.405	.407
Field Goal Percentage Defense	.420	.424
Three-Point Field Goal Percentage	.313	.312
Three-Point Field Goal Percentage Defense	.319	.321
Free Throw Percentage	.715	.698
Rebounding	36.3	38.2
Opponent Rebounding	38.7	34.5
Rebounding Margin	-2.4	+3.6
Assists	14.6	12.4
Turnovers	15.0	14.2
Steals	7.2	8.9
Blocks	3.3	3.6

**TEAM LEADERS**

	--- TCU ---		--- KU ---	
Scoring	Heard	21.7 / gm	Collier	21.0 / gm
Rebounding	Heard	7.0 / gm	Collier	12.2 / gm
Assists	Heard	116	Lambert	64
Steals	Heard	59	Taylor	49
Blocks	Y. Morris	18	Collier	29

**HEARD'S PUSH FOR THE RECORD BOOKS**

CAREER RECORDS			
<b>POINTS</b>			
5.	Lynn Davis	1978-91	1,683
6.	Emily Carter	2007-11	1,563
7.	<b>Lauren Heard</b>	<b>2017-Present</b>	<b>1,559</b>
8.	Jordan Moore	2015-19	1,514
<b>FIELD GOALS MADE</b>			
5.	Helena Sverrisdottir	2007-11	562
6.	Janice Dziuk	1986-90	545
7.	<b>Lauren Heard</b>	<b>2017-Present</b>	<b>490</b>
	Natalie Ventress	2012-15	480
9.	Leah Garcia	1994-98	478
<b>FIELD GOAL ATTEMPTS</b>			
4.	Helena Sverrisdottir	2007-11	1,293
5.	Natalie Ventress	2012-15	1,291
6.	<b>Lauren Heard</b>	<b>2017-Present</b>	<b>1,289</b>
7.	Leah Garcia	1994-98	1,262
<b>FREE THROWS MADE</b>			
1.	Sandora Irvin	2001-05	482
2.	Helena Sverrisdottir	2007-11	469
3.	<b>Lauren Heard</b>	<b>2017-Present</b>	<b>467</b>
4.	Emily Carter	2007-11	398

**CAREER RECORDS (CONTINUED)**

<b>FREE THROW ATTEMPTS</b>			
1.	Sandora Irvin	2001-05	705
2.	<b>Lauren Heard</b>	<b>2017-Present</b>	<b>649</b>
3.	Helena Sverrisdottir	2007-11	599
4.	Jordan Moore	2015-19	524
<b>ASSISTS</b>			
3.	Natasha Lacy	2003-06	461
4.	Jill Sutton	1997-2001	445
5.	<b>Lauren Heard</b>	<b>2017-Present</b>	<b>407</b>
	Kianna Ray	2016-20	401
7.	Adrienne Ross	2003-08	387
<b>STEALS</b>			
4.	Helena Sverrisdottir	2007-11	227
	Natasha Lacy	2003-06	227
6.	Sandora Irvin	2001-05	224
7.	<b>Lauren Heard</b>	<b>2017-Present</b>	<b>221</b>
8.	Kianna Ray	2016-20	205
<b>REBOUNDS</b>			
7.	Tiffany Evans	2000-04	676
8.	Stacy Francis	1994-98	637
9.	<b>Lauren Heard</b>	<b>2017-Present</b>	<b>620</b>
10.	Amy Okonkwo	2016-19	606



**FINAL BIG 12 STANDINGS**

TEAM	BIG 12	PCT.	H	A	Streak	OVERALL PCT.	H	A	N	Streak	
Baylor	17-1	0.944	8-1	9-0	W14	22-2	0.917	12-1	10-1	0-0	W14
West Virginia	13-5	0.722	7-2	6-3	L1	19-5	0.792	11-2	6-3	2-0	L1
Oklahoma State	13-5	0.722	8-1	5-4	L1	17-7	0.708	11-3	6-4	0-0	L1
Iowa State	12-6	0.667	7-2	5-4	W2	16-9	0.640	10-3	6-6	0-0	W2
Texas	11-7	0.611	6-3	5-4	W1	17-8	0.680	12-4	5-4	0-0	W1
Oklahoma	9-9	0.500	4-5	5-4	W1	12-11	0.522	7-6	5-5	0-0	W1
Texas Tech	5-13	0.278	4-5	1-8	L2	10-14	0.417	9-6	1-8	0-0	L2
<b>TCU</b>	<b>4-14</b>	<b>0.222</b>	<b>3-6</b>	<b>1-8</b>	<b>L1</b>	<b>9-14</b>	<b>0.391</b>	<b>8-6</b>	<b>1-8</b>	<b>0-0</b>	<b>L1</b>
Kansas State	3-15	0.167	3-6	0-9	L2	8-17	0.320	7-8	1-9	0-0	L2
Kansas	3-15	0.167	3-6	0-9	L8	7-17	0.292	7-7	0-10	0-0	L8

**BIG 12 PRESEASON HONORS**

**PRESEASON PLAYER OF THE YEAR**

NaLyssa Smith, Baylor, F, 6-2, Jr., Converse, Texas

**PRESEASON NEWCOMER OF THE YEAR**

DiJonai Carrington, Baylor, G, 5-11, Gr., San Diego, Calif.

**PRESEASON FRESHMAN OF THE YEAR**

Sarah Andrews, Baylor, G, 5-6, Irving, Texas

**PRESEASON ALL-BIG 12 TEAM**

Queen Egbo, Baylor  
 DiDi Richards, Baylor  
 NaLyssa Smith\*, Baylor  
 Ashley Joens, Iowa State  
 Ayoka Lee, Kansas State  
 Taylor Robertson, Oklahoma  
 Natasha Mack, Oklahoma State

**Lauren Heard, TCU**

Charli Collier, Texas  
 Vivian Gray, Texas Tech

**HONORABLE MENTION**

Kristin Scott (Iowa State), Zakiyah Franklin (Kansas), Holly Kersgieter (Kansas), Rachel Ranke (Kansas State), Ana Llanusa (Oklahoma), Madi Williams (Oklahoma), Celeste Taylor (Texas), Chrislyn Carr (Texas Tech), Kysre Gondrezick (West Virginia) and Kari Niblack (West Virginia).

**BIG 12 PRESEASON POLL**

- Baylor (9) 81
- Texas (1) 73
- Iowa State 69
- Kansas State 50
- West Virginia 45
- Texas Tech 36
- Oklahoma 33
- Oklahoma State 26
- TCU 23**
- Kansas 14

**BIG 12 PLAYERS OF THE WEEK**

DATE	PLAYER	SCHOOL
Nov. 30	Charli Collier	Texas
Dec. 7	Ashley Joens	Iowa State
<b>Dec. 14</b>	<b>Lauren Heard</b>	<b>TCU</b>
	Ashley Joens	Iowa State
Dec. 21	NaLyssa Smith	Baylor
Dec. 28	Natasha Mack	Oklahoma State
Jan. 4	Madi Williams	Oklahoma
Jan. 11	Natasha Mack	Oklahoma State
Jan. 18	Ashley Joens	Iowa State
Jan. 25	Charli Collier	Texas
Feb. 1	Kysre Gondrezick	West Virginia
Feb. 8	Natasha Mack	Oklahoma State
Feb. 15	Madi Williams	Oklahoma
Feb. 22	Vivian Gray	Texas Tech
Mar. 1	Taylor Robertson	Oklahoma
<b>Mar. 9</b>	<b>Lauren Heard</b>	<b>TCU</b>

**BIG 12 FRESHMAN OF THE WEEK**

DATE	PLAYER	SCHOOL
Nov. 30	Ioanna Chatzileonti	Kansas
Dec. 7	Ioanna Chatzileonti	Kansas
Dec. 14	Lexi Donarski	Iowa State
Dec. 21	Hannah Gusters	Baylor
	Lexy Keys	Oklahoma State
Dec. 28	Emily Ryan	Iowa State
Jan. 4	DeYona Gaston	Texas
Jan. 11	Lexi Donarski	Iowa State
Jan. 18	Emily Ryan	Iowa State
<b>Jan. 25</b>	<b>Aja Holmes</b>	<b>TCU</b>
Feb. 1	Kylie Feuerbach	Iowa State
Feb. 8	Lexy Keys	Oklahoma State
Feb. 15	Lexi Donarski	Iowa State
Feb. 22	Lexi Donarski	Iowa State
Mar. 1	Lexi Donarski	Iowa State
Mar. 9	Kylie Feuerbach	Iowa State

**TCU HONOR ROLL**

**LAUREN HEARD**

Preseason All-Big 12	Oct. 21
Lieberman Watch List	Nov. 9
Naismith Trophy Watch List	Nov. 17
TCU Student-Athlete of the Week	Dec. 2
Big 12 Player of the Week	Dec. 14
TCU Student-Athlete of the Week	Dec. 15
TCU Student-Athlete of the Week	Jan. 26
TCU Student-Athlete of the Week	Feb. 16
TCU Scholar-Athlete of the Month	Mar. 5
Big 12 Player of the Week	Mar. 9
All-Big 12 First Team	Mar. 10
Big 12 All-Defensive Team	Mar. 10

**YUMMY MORRIS**


TCU Scholar-Athlete of the Month	Dec. 2
----------------------------------	--------

**AAHLIYAH JACKSON**

TCU Scholar-Athlete of the Month	Jan. 19
----------------------------------	---------

**AJA HOLMES**

Big 12 Freshman of the Week	Jan. 25
-----------------------------	---------



ED & RAE SCHOLLMAIER ARENA | OPENED 2015-16



TCU INSIDE SCHOLLMAIER ARENA

YEAR	NC	B12	PS	OVA	PCT.
2020-21	5-0	3-6	0-0	8-6	.571
2019-20	7-0	6-3	0-0	13-3	.812
2018-19	8-0	6-3	3-0	17-3	.850
2017-18	6-1	5-4	2-0	13-5	.722
2016-17	8-1	3-6	0-0	11-7	.611
2015-16*	1-0	5-4	2-0	8-4	.667
	<b>35-2</b>	<b>28-25</b>	<b>7-0</b>	<b>70-28</b>	<b>.714</b>

\* - First Game: \_\_\_\_\_ Dec. 20, 2015  
TCU 76, Southern Utah 47

NC - Non-Conference  
B12 - Big 12 Conference  
PS - Postseason

Previously known as the Daniel-Meyer Coliseum, the facility underwent a \$72 million renovation that was completed during the 2015-16 season. The Schollmaiers provided the lead gift of \$10 million. The Daniel-Meyer name is still prominent as the entire area is known as the Daniel-Meyer Athletic Complex.

The TCU men's and women's basketball programs received new locker rooms and team meeting rooms as well as an expanded sports medicine center. There is also locker rooms for visiting teams and a new video board.

The new building facade for the Ed and Rae Schollmaier Arena architecturally complements Amon G. Carter Stadium and the TCU campus. The interior has a lower playing surface to increase courtside seating and provide a more intimate atmosphere. Wider concourses and multiple public entries have helped ease congestion. The fan experience is further enhanced by new concession stands, a food court and restrooms as well as increased points of sale. A new courtside club lounge is also located on floor level. The facility also includes offices for the athletics administrative staff as well as coaches in various sports, allowing the Ed and Rae Schollmaier Arena to be the hub of TCU Athletics.

Additional features of the Ed and Rae Schollmaier Arena are the Jane & John Justin TCU Athletics Hall of Fame on the concourse level, offices for Olympic sports and administration and a larger main ticket office to support the arena and Amon G. Carter Stadium.

**ED AND RAE SCHOLLMAIER HISTORY**

Ed Schollmaier is the retired CEO of Alcon Laboratories, Inc., while the late Rae Schollmaier was a dedicated civic volunteer. Through the Schollmaier Foundation, they are longtime philanthropic leaders in Fort Worth.

A TCU Trustee since 1996, Ed Schollmaier chaired the Building and Grounds Committee and served on the Executive, Fiscal Affairs and Intercollegiate Athletics committees, as well as the Committee on Trusteeship.

Ed Schollmaier was a member of the Neeley School International Board of Visitors and the recipient of Neeley's Ike Harrison Award. He has been recognized as an Honorary Alumnus and an Honorary TCU Letterman. Rae Schollmaier served on the College of Fine Arts International Board of Visitors, the Fine Arts Task Force of The Commission on the Future of TCU and the KinderFrogs School Advisory Board. For their service and generous support, the Schollmaiers were honored with TCU's Horizon Award and the Royal Purple Award.

The Schollmaiers have also supported TCU Athletics through the Ed and Rae Schollmaier Basketball Complex, which opened in 2004.



HEAD COACH | RAEGAN PEBLEY | 7TH SEASON



Raegan Pebley is in her seventh season as TCU women's basketball head coach in 2020-21. Pebley led the Horned Frogs to four postseason appearances in her first five seasons, including WNIT Semifinals appearances in both 2017-18 and 2018-19. The 2019-20 squad was on the way to making a postseason

appearance prior to the NCAA Tournament being canceled due to the COVID-19 pandemic.

Pebley (pronounced Pee-blee) has had the Frogs on an upward trend over the past three seasons, as their 69 total wins during that stretch are ranked third among all Big 12 teams while its 32 conference victories also rank third.

The 2019-20 campaign saw the Frogs register a 22-7 overall record and a 13-5 mark in Big 12 play. It marked Pebley's third-consecutive 20-win season, while the 13 Big 12 wins rank most in school history. It also matches the most conference wins for TCU in any league (2000-01, WAC; 2007-08 and 2010-11, MWVC). TCU would go onto finish second-place in the Big 12 standings - the highest finish for the Frogs since joining the league in 2012-13.

The Frogs have been on an upward trend over the past three seasons. TCU notched a 24-11 record in 2018-19, coming up just one-win shy of the school's record 25 victories (2000-01, 2003-04). In addition, TCU also set program records with 17 home victories in 2018-19 and the 13 Big 12 Conference wins this past season. The Horned Frogs also managed to register its most road wins in the Pebley era, notching nine victories on the road in 2019-20.

TCU collected its first national ranking in 10 years during the 2017-18 campaign, as well, coming in as high as No. 22. The Frogs then made its way back into the WBCA Top-25 rankings during the 2019-20 season, coming in at No. 25, the week of Feb. 25.

TCU ranked among the Big 12's top teams this past season, ranking first in free throw attempts (621), third in free throws made (417), second in steals (274), first in steals per game (9.4), second in opponent three-point percentage (.273), and first in forced turnovers (18.62). Three different Horned Frogs would go onto earn All-Big 12 honors, giving TCU at least two players on the All-Big 12 team in four of its six seasons as a member of the Big 12 Conference.

Lauren Heard became just the third Horned Frog in program history to be named to the All-Big 12 First Team, joining Zahna Medley (2014, 2015, 2016) and Jordan Moore(2019). Kianna Ray would earn second team honors and Jayde Woods was named honorable mention. A total of 14 players have earned All-Big 12 honors under Pebley.

The 2019-20 campaign also saw Pebley record her 100th victory on the sidelines at TCU. She is just the second coach in school history to boast at least 100 victories at the helm of the Horned Frogs basketball program.

The Frogs went on a tear in the postseason for a second-consecutive year in 2018-19, winning four games in the WNIT before falling on the road to eventual champion Arizona in the semifinals. Pebley's squad dominated the early rounds of the tournament, winning its first four games by an average of 17 points, including three victories at home and an impressive road win at Arkansas.

TCU finished among the top-three teams in the Big 12 in several statistical categories in 2018-19, including scoring defense, blocked shots, assists, turnover margin and steals. The Frogs finished eighth in the NCAA in both total blocked shots (189) and blocked shots per game (5.4) and led the Big 12 in total steals (331), steals per game (9.5) and turnovers forced per game (17.34).

The 2018-19 season was a continuation of a successful

climb for TCU under Pebley. The Frogs won 18 games in each of her first two seasons with a WNIT Second Round appearance in 2014-15 followed by appearances in the WNIT Third Round and Semifinals in 2015-16 and 2017-18, respectively. TCU's WNIT victory in 2015 was its first postseason win in seven years.

During the 2017-18 campaign, the Frogs earned their first national ranking since 2010, claiming a spot in the top-25 for three weeks. The ranking came in the midst of a seven-game Big 12 winning streak, the Frogs' best conference winning streak since 2008. During the streak, the Frogs beat No. 7 Texas then knocked off No. 15 West Virginia on the road, marking just the second time in program history TCU won back-to-back games against ranked teams.

The Frogs went on to finish 9-9 in the Big 12 in 2017-18, capping the regular season with a win over Oklahoma in the Big 12 Championship quarterfinal and advancing to the first semifinal since the Frogs joined the Big 12.

TCU then played in its third WNIT under Pebley and made a deep run in the tournament, advancing to the semifinal where the Frogs fell on the road to eventual champion Indiana. Along the way, TCU won four games in the tournament, including a pair of road wins, pushing TCU's total to 10 wins away from home in 2017-18, the program's most since 2004-05.

In 2017-18, TCU was the only Big 12 team to finish in the Big 12's top three in field goal, 3-point and free throw percentage. The Frogs averaged 74.8 points and 16.5 assists per game, both the second best in program history, and posted a program-best 1.1 assist-turnover ratio.

Individually, numerous players have flourished in Pebley's system, perhaps none more than TCU's all-time leading scorer, Medley who earned three All-Big 12 First Team honors in her career - two under Pebley - and was the first three-time all-conference first team selection in program history.

Medley finished her career with TCU bests of 1,975 career points, a 15.6 points per game scoring average and 316 made 3-pointers. She finished second in TCU history with 633 made field goals and 510 assists.

Moore's progression throughout her TCU career is indicative of Pebley's teaching ability. The Round Rock, Texas, native finished her career as TCU's all-time leader in field goal percentage, shooting 54.7 percent in her four years in Fort Worth, as well as the single-season leader after shooting 59.0 percent in her senior campaign. She also finished seventh in the TCU record book with 1,514 points, second with 892 rebounds and third with 243 blocks.

Additionally, the Frogs have won both of their Big 12 individual awards under Pebley, most recently with Okonkwo earning the Sixth Man Award in 2017-18. Chelsea Prince was named the Big 12 Defensive Player of the Year in 2014-15, marking the fourth-straight such selection under Pebley.

Off the court, the Frogs have seen incredible success under Pebley. In her six seasons, TCU student-athletes have earned 27 Academic All-Big 12 honors, that after earning just four in the two years prior to Pebley's arrival.

Included in the 27 selections is a record four first-team selections in 2019-20. Jada Butts was one of the 2016-17 first team selections and became the first Frog to earn Academic All-Big 12 honors in four straight years, while Ray followed in her footsteps, taking home all-academic honors from 2016-20.

Pebley has not only served TCU, but also the women's basketball community as a whole. She is a member of the Kay Yow Cancer Fund Board of Directors, helping guide the Fund's mission to extend and improve the lives of all women battling cancer by raising money for research and assisting the underserved.

PEPLEY'S TIMELINE

1997-99:	George Mason	Assistant Coach
1999-2001:	Colorado State	Assistant Coach
2002-12:	Utah State	Head Coach
2012-14:	Fresno State	Head Coach
2014-present:	TCU	Head Coach

COACHING HIGHLIGHTS

HONORS (AT TCU)

- ▶ Four WNIT appearances
- ▶ 11 postseason wins
- ▶ 14 All-Big 12 selections
- ▶ Big 12 Defensive Player of the Year
- ▶ Big 12 Sixth Man of the Year
- ▶ 26 Academic All-Big 12 selections

HONORS (PRIOR TO TCU)

- ▶ Seven NCAA Tournaments (two as head coach, one as assistant coach, four as player)
- ▶ 12 overall postseason appearances (NCAA and WNIT)
- ▶ WBCA National Coach of the Year Finalist (2001)
- ▶ WAC Coach of the Year (2001)
- ▶ Rebuilt Utah State program that was reinstated in 2003 after 25-year hiatus

PLAYING HIGHLIGHTS

- ▶ 106-24 record, four NCAA Tournament appearances in four seasons at Colorado
- ▶ Elite Eight appearance as sophomore
- ▶ Two Sweet Sixteen appearances
- ▶ Finished all four seasons ranked in Associated Press Top 25; two AP top-five finishes
- ▶ 1,045 career points, 701 career rebounds
- ▶ Two-time all-conference, including second-team All-Big 12 in 1997
- ▶ 21st overall selection in 1997 WNBA Draft (Utah Starzz)
- ▶ Played in WNBA's first two seasons (Utah Starzz, Cleveland Rockers)

COACHING RECORD

YEAR	SCHOOL	OVERALL	CONF	FINISH
2003-04	Utah State	5-22	5-13	T-8th
2004-05	Utah State	14-14	9-9	6th
2005-06	Utah State	3-24	2-14	9th
2006-07	Utah State	11-18	7-9	6th
2007-08	Utah State	9-20	5-11	7th
2008-09	Utah State	16-15	9-7	T-5th
2009-10	Utah State	13-17	5-11	7th
2010-11	Utah State	18-15	10-6	3rd
2011-12	Utah State	21-10	11-3	2nd
2012-13	Fresno State	24-9	13-3	2nd
2013-14	Fresno State	22-11	13-5	2nd
2014-15	TCU	18-14	9-9	T-3rd
2015-16	TCU	18-15	8-10	T-6th
2016-17	TCU	12-18	4-14	9th
2017-18	TCU	23-13	9-9	5th
2018-19	TCU	24-11	10-8	6th
2019-20	TCU	22-7	13-5	2nd
2020-21	TCU	9-14	4-14	8th

SCHOOL	YEARS	OVERALL	CONF
Utah State	9	110-155	63-94
Fresno State	2	46-20	26-8
TCU	7	126-92	57-69
	<b>18</b>	<b>282-267</b>	<b>146-171</b>

She is also a member of the Women's Basketball Coaches Association (WBCA) Board of Directors, helping the Association's mission to improve and advance the game of women's basketball.

TCU officially announced the hiring of Pebley as the program's seventh head coach on April 1, 2014.

Pebley arrived at TCU after spending the previous two seasons at Fresno State where she led the Bulldogs to Mountain West tournament titles and berths into the NCAA Tournament in each of her two seasons. Fresno State compiled a 46-20 (.697) overall record under the direction of Pebley, including a 26-8 (.765) mark in league play, while four Bulldogs earned All-Mountain West honors, including back-to-back Defensive Player of the Year selections.

Pebley's Fresno State squads featured one of the top defensive units in the country, as the 2012-13 Bulldogs ranked third in the NCAA in steals with 12.9 per game, doing so while only fouling 12.1 times per game to rank No. 7 nationally for the fewest fouls committed per game. The Bulldogs allowed a paltry 62.4 points per contest in the two seasons under Pebley.

The Orem, Utah, native faced a tall task in her first head coaching position, starting the Utah State women's basketball program after its reinstatement in 2003 following a 25-year hiatus. Pebley led the Aggies for nine seasons, building the program from scratch into back-to-back WNIT berths, marking the first postseason appearances in school history.

Pebley garnered WAC Coach of the Year accolades for the 2010-11 season after the Aggies advanced to their first WNIT, where they toppled Arizona, and was a WBCA National Coach of the Year finalist in 2012 after Utah State registered its first-ever 20-win season and returned to the WNIT.

In her nine seasons at Utah State, 12 Aggies earned all-conference honors, including Ashlee Brown, who was named the WAC Defensive Player of the Year in 2012, the first of four straight student-athletes to earn the league's top defensive awards under Pebley. Before taking over the Utah State program, Pebley served as an assistant coach at George Mason from 1997-99 under Jim Lewis and Debbie Taneyhill and at Colorado State from 1999-01 under Tom Collen.

At CSU, the Rams went 48-17 in her two seasons with the team reaching the second round of the NCAA Tournament in 2001 and the semifinals of the WNIT in 2000.

A standout at the University of Colorado, Pebley was selected with the 21st overall pick of the inaugural WNBA Draft in 1997, where she played two seasons with the Cleveland Rockers and Utah Starzz. She has since returned to a role within the league as she regularly serves as the color analyst on television broadcasts for the Dallas Wings.

During her collegiate career at Colorado, Pebley helped lead the Buffs to a 106-24 overall record and four conference championships, including winning the inaugural Big 12 tournament title in 1997. In her career, Pebley earned all-conference accolades twice, including a second team All-Big 12 selection in 1997. She is the first former All-Big 12 selection to return to coach in the league.

CU made two Sweet 16 appearances during her career, including a trip to the Elite Eight during her sophomore season, as the Buffs won a school-record 30 games (30-3 overall). Colorado won 25-straight games that season and finished the year ranked No. 2 in the final AP poll.

Pebley, whose maiden name is Scott, was one of nine players in CU history to score over 1,000 career points (1,045) and collect over 700 rebounds (701). Pebley played under legendary head coach Ceal Barry who was a 2018 inductee into the Women's Basketball Hall of Fame.

Pebley and her husband, Keith, have one son, Joseph, and one daughter, Harper.

## PEBLEY VS. OPPONENTS

Air Force	5-1	North Dakota State	1-1
Alabama	1-0	Northern Arizona	4-0
Alcorn State	2-0	Northern Colorado	0-2
American	0-1	Northwestern State	1-0
Arizona	2-1	Ohio	1-0
Arkansas	1-0	<b>Oklahoma</b>	<b>7-8</b>
Army	2-0	<b>Oklahoma State</b>	<b>6-8</b>
Asbury	1-0	Ole Miss	1-0
Auburn	1-0	<b>Oral Roberts</b>	<b>2-0</b>
<b>Baylor</b>	<b>0-15</b>	Oregon	0-1
Boise State	13-9	Pacific	2-5
Bowling Green	0-1	Pepperdine	0-1
Butler	1-1	Portland	3-3
BYU	0-7	Portland State	0-2
Cal Maritime	1-0	Prairie View A&M	3-0
Cal Poly	3-1	Robert Morris	1-0
Cal State Bakersfield	1-0	Saint Louis	0-2
Cal State Fullerton	2-3	Saint Mary's	2-0
Cal State Northridge	4-1	Sam Houston State	4-0
California	0-1	San Diego	0-1
<b>Central Arkansas</b>	<b>1-0</b>	San Diego Christian	1-0
Cincinnati	1-0	San Diego State	4-2
Colgate	1-0	San Francisco	2-2
Colorado	0-1	San Jose State	12-4
Colorado State	4-2	Santa Clara	1-1
Cornell	1-0	Seton Hall	0-1
Dixie State	0-1	South Dakota	1-0
Duquesne	1-0	Stephen F. Austin	2-0
Eastern Michigan	1-0	SMU	6-0
Eastern Washington	2-0	South Dakota State	1-1
Fresno State	2-14	Southeastern Louisiana	1-0
Georgia	0-1	Southern	1-0
Grambling	2-0	Southern Miss	0-1
Hampton	1-0	Southern Utah	6-1
Hawaii	6-8	Stanford	0-2
Houston Baptist	1-0	<b>Texas</b>	<b>3-13</b>
Idaho	11-10	Texas A&M	0-6
Idaho State	2-7	Texas Southern	2-0
Illinois	0-1	Texas State	3-0
<b>Incarnate Word</b>	<b>2-0</b>	<b>Texas Tech</b>	<b>9-6</b>
Indiana	0-1	UC Irvine	4-3
<b>Iowa State</b>	<b>8-7</b>	UC Merced	1-0
IPFW	0-1	UC Riverside	3-2
<b>Kansas</b>	<b>12-3</b>	UC Santa Barbara	0-4
<b>Kansas State</b>	<b>8-6</b>	ULM	1-0
<b>Lamar</b>	<b>3-0</b>	UNLV	6-1
Liberty	1-0	USC	1-1
Long Beach State	1-4	UT Arlington	2-0
Louisiana Tech	2-14	Utah	1-3
LSU	0-1	Utah State	1-0
Massachusetts	0-1	Utah Valley	5-3
McNeese	1-0	UTEP	0-1
<b>Middle Tennessee</b>	<b>1-1</b>	UTRGV	2-0
Mississippi Valley State	1-0	Washington State	1-1
<b>Missouri</b>	<b>0-0</b>	Weber State	4-4
Missouri State	2-0	<b>West Virginia</b>	<b>5-9</b>
Monmouth	0-1	Western Michigan	0-1
Montana	0-4	Wyoming	3-5
Montana State	2-4	Yale	0-1
Montana State Northern	1-0		
Montana Western	1-0		
Nevada	11-10		
New Mexico	4-0		
New Mexico State	9-6		
New Orleans	1-0		
Nebraska	0-1		
Nicholls State	1-0		
Notre Dame	0-2		

### 2020-21 Opponents in Bold

**TCU RECORD BREAKDOWN**

	2020-21 RECORD	PEBLEY ERA
Overall	9-14	126-92
Big 12	4-14	57-69
Home	8-6	92-32
Away	1-8	31-53
Neutral	0-0	4-7
vs Top 25	0-5	8-44
vs Top 10	0-2	1-22
Overtime games	1-1	2-2
November	2-0	34-7
December	3-2	27-13
January	2-6	29-30
February	1-4	23-29
March	1-2	16-13
April	0-0	0-1

**SCORING**

TCU leads after 1st quarter	5-1	73-23*
Opponent leads after 1st quarter	4-12	31-50*
Tied after 1st quarter	0-1	4-5*
TCU leads at halftime	5-2	102-16
Opponent leads at halftime	4-12	23-70
Tied at halftime	0-0	1-6
TCU leads after 3rd quarter	5-1	90-11*
Opponent leads after 3rd quarter	3-13	17-66*
Tied after 3rd quarter	1-0	1-1*
TCU scores less than 60	0-5	8-28
TCU scores 60-69	3-3	24-29
TCU scores 70-79	2-5	48-30
TCU scores 80+	4-1	46-5
Opponent scores less than 60	5-0	56-3
Opponent scores 60-69	1-2	44-13
Opponent scores 70-79	3-7	23-36
Opponent scores 80+	0-5	4-40
Games decided by 6 points or less	3-3	31-23

**REBOUNDING**

TCU out-rebounds opponent	6-2	83-10
Opponent has equal/more rebounds	3-12	43-82

**FIELD GOALS**

TCU has higher FG%	7-3	97-13
TCU has equal/lower FG%	2-11	29-80
TCU shoots higher than 40%	8-6	100-31
TCU shoots lower than 40%	1-8	26-60
Opponent shoots higher than 40%	4-12	45-84
Opponent shoots lower than 40%	5-2	81-8

**THREE-POINT FIELD GOALS**

TCU makes 7 or more 3-pointers	4-8	79-44
TCU makes 6 or fewer 3-pointers	5-6	47-48
TCU has higher 3PT FG%	6-4	92-26
TCU has lower 3PT FG%	3-10	34-66

**FREE THROWS**

TCU attempts more FT's	7-5	89-27
TCU attempts equal/fewer FT's	2-9	37-65

\* - Does not include 2014-15 season when only halves were played

**TCU PERFORMANCE LIST**

SCORING LEADER	SEASON	CAREER
Lauren Heard	17	39
Yummy Morris	2	3
Tavy Diggs	2	2
Michelle Berry	1	2
Aja Holmes	1	1

REBOUNDING LEADER	SEASON	CAREER
Lauren Heard	11	29
Michelle Berry	11	17
Yummy Morris	2	8
Tavy Diggs	1	1
Kayla Mokwuah	1	1

ASSISTS LEADER	SEASON	CAREER
Lauren Heard	17	51
Caroline Germond	5	5
Michelle Berry	2	2
Tavy Diggs	1	1

10+ POINTS	SEASON	CAREER
Lauren Heard	21	64
Michelle Berry	10	13
Yummy Morris	4	10
Tavy Diggs	8	8
Aahliyah Jackson	5	5
Aja Holmes	4	4
Caroline Germond	1	1
Kayla Mokwuah	1	1
Patricia Morris	1	1

15+ POINTS	SEASON	CAREER
Lauren Heard	18	42
Yummy Morris	4	5
Tavy Diggs	5	5
Michelle Berry	1	3
Aja Holmes	1	1

20+ POINTS	SEASON	CAREER
Lauren Heard	12	28
Yummy Morris	2	2
Aja Holmes	1	1

30+ POINTS	SEASON	CAREER
Lauren Heard	4	4

3+ 3-POINTERS	SEASON	CAREER
Lauren Heard	5	12
Aja Holmes	6	6
Michelle Berry	5	6
Aahliyah Jackson	4	4

10+ REBOUNDS	SEASON	CAREER
Lauren Heard	4	10
Michelle Berry	4	7

15+ REBOUNDS	SEASON	CAREER
Lauren Heard	- -	1

5+ ASSISTS	SEASON	CAREER
Lauren Heard	14	34
Caroline Germond	4	4
Michelle Berry	2	2

3+ STEALS	SEASON	CAREER
Lauren Heard	9	30
Michelle Berry	2	4
Aahliyah Jackson	2	2
Caroline Germond	2	2
Yummy Morris	- -	1

3+ BLOCKS	SEASON	CAREER
Yummy Morris	3	8
Kayla Mokwuah	1	1

DOUBLE-DOUBLES	SEASON	CAREER
Lauren Heard	5	9
Michelle Berry	2	4

**TCU STREAKS**

TEAM	
Overall	0
vs. Ranked Teams	0
vs. Unranked Teams	0
Home	0
Home vs. Big 12	0
Home vs. Non-Conference	28
Home vs. Ranked	0
Home vs. Unranked	0
Home vs. Unranked Non-Conference	28
Road	1
Road vs. Big 12	1
Road vs. Non-Conference	0
Road vs. Ranked	0
Road vs. Unranked	1
Road vs. Unranked Non-Conference	0
Neutral	0
Neutral vs. Ranked	0
Neutral vs. Unranked	0

**CONSECUTIVE GAMES 10+ POINTS**

Lauren Heard	3
Tavy Diggs	2

**CONSECUTIVE STARTS**

Lauren Heard	79
Tavy Diggs	5
Aahliyah Jackson	4
Aja Holmes	4
Kayla Mokwuah	2

**CONSECUTIVE GAMES PLAYED**

Lauren Heard	123
Michelle Berry	53
Yummy Morris	53
Tavy Diggs	24
Caroline Germond	23
Aja Holmes	23
Kayla Mokwuah	23
Patricia Morris	9
Aahliyah Jackson	4

**TCU 2020-21 HIGHS/LOWS**
**MOST 1ST QUARTER POINTS**

TCU	25	vs Kansas	01/17/21
OPP	28	vs Iowa State	12/02/20

**FEWEST 1ST QUARTER POINTS**

TCU	8	at Oklahoma State	01/09/21
OPP	5	vs Oral Roberts	12/22/20

**MOST 2ND QUARTER POINTS**

TCU	23	at Oklahoma	03/04/21
OPP	26	vs Iowa State	12/02/20

**FEWEST 2ND QUARTER POINTS**

TCU	6	vs Central Arkansas	11/28/20
OPP	9	vs Oral Roberts	12/22/20

**MOST FIRST HALF POINTS**

TCU	41	at Oklahoma	03/04/21
OPP	54	vs Iowa State	12/02/20

**FEWEST FIRST HALF POINTS**

TCU	20	vs Texas Tech	01/23/21
OPP	14	vs Oral Roberts	12/22/20

**MOST 3RD QUARTER POINTS**

TCU	28	vs Kansas State	02/10/21
OPP	28	vs Oklahoma State	01/06/21

**FEWEST 3RD QUARTER POINTS**

TCU	10	vs West Virginia	01/30/21
OPP	10	vs Central Arkansas	11/28/20

**MOST 4TH QUARTER POINTS**

TCU	27 (2x) last,	at Oklahoma	03/04/21
OPP	30	at Kansas	02/07/21

**FEWEST 4TH QUARTER POINTS**

TCU	12	vs Baylor	01/02/21
OPP	6	at Oklahoma State	01/09/21

**MOST POINTS IN A GAME**

TCU	84	vs Incarnate Word	11/25/20
OPP	92	at Iowa State	02/13/21

**FEWEST POINTS IN A GAME**

TCU	49	at Baylor	01/26/21
OPP	48 (2x) last,	vs Oral Roberts	12/22/20

**BIGGEST WIN MARGIN**

TCU	26	vs Lamar	12/09/20
OPP	33	at Baylor	01/26/21

**CLOSEST WIN MARGIN**

TCU	3	vs Kansas	01/17/21
OPP	3 (2x) last,	at Kansas State	03/01/21

**SPECIALTY STATISTICS COMPARISON (TCU-OPP)**

OPPONENT	OFF T/O	IN PAINT	2ND-CHANCE	FAST BREAK	BENCH
INCARNATE WORD	33-7	60-16	11-3	20-12	16-29
CENTRAL ARKANSAS	29-13	32-24	3-7	8-7	17-21
IOWA STATE	12-17	34-38	8-17	9-12	24-28
at Missouri	-	-	canceled	-	-
LAMAR	12-7	52-14	10-6	19-12	22-12
MIDDLE TENNESSEE	24-14	30-30	10-16	23-7	21-12
at Texas Tech	20-16	28-28	8-3	8-3	14-18
ORAL ROBERTS	19-18	30-18	10-8	8-13	11-15
BAYLOR	11-13	18-24	9-16	4-9	11-18
OKLAHOMA STATE	14-23	20-40	12-13	2-19	23-6
at Oklahoma State	0-15	12-38	5-8	0-15	10-4
KANSAS	14-17	30-40	12-11	9-9	16-20
at Texas	9-24	22-28	4-13	5-0	10-10
TEXAS TECH	6-13	26-28	7-4	22-8	16-8
at Baylor	10-24	24-46	11-11	7-15	17-30
WEST VIRGINIA	6-16	28-26	2-7	7-13	15-10
at Kansas	7-18	26-20	9-13	3-4	29-36
KANSAS STATE	20-8	16-28	13-6	7-7	30-8
at Iowa State	13-11	26-26	10-16	4-6	26-8
at West Virginia	20-15	28-42	10-8	5-26	11-18
OKLAHOMA	9-17	28-26	14-9	3-5	23-10
at Kansas State	16-15	24-36	11-11	9-2	18-7
at Oklahoma	35-19	42-32	9-4	24-12	22-15
TEXAS	15-17	38-32	6-7	10-0	9-3
vs. Kansas					

**TCU STARTERS**

OPPONENT	G	G	G/F	F	F/C	RECORD
INCARNATE WORD	Heard	Germond	Jackson	Berry	Y. Morris	1-0
CENTRAL ARKANSAS	Heard	Germond	Jackson	Berry	Y. Morris	2-0
IOWA STATE	Heard	Germond	Jackson	Berry	Y. Morris	2-1
at Missouri	-	-	canceled	-	-	-
LAMAR	Heard	Diggs	Jackson	Berry	Y. Morris	1-0
MIDDLE TENNESSEE	Heard	Diggs	Jackson	Berry	Y. Morris	2-0
at Texas Tech	Heard	Diggs	Jackson	Berry	Y. Morris	2-1
ORAL ROBERTS	Heard	Jackson	Berry	Y. Morris	Mokwuah	1-0
BAYLOR	Heard	Jackson	Berry	Y. Morris	Mokwuah	1-1
OKLAHOMA STATE	Heard	Diggs	Jackson	Berry	Y. Morris	2-2
at Oklahoma State	Heard	Germond	Jackson	Berry	Mokwuah	0-1
KANSAS	Heard	Germond	Jackson	Berry	Y. Morris	3-1
at Texas	Heard	Germond	Jackson	Berry	Y. Morris	3-2
TEXAS TECH	Heard	Germond	Jackson	Berry	Y. Morris	4-2
at Baylor	Heard	Germond	Jackson	Diggs	Berry	0-1
WEST VIRGINIA	Heard	Germond	Jackson	Berry	Y. Morris	4-3
at Kansas	Heard	Germond	Jackson	Berry	Y. Morris	4-4
KANSAS STATE	Heard	Germond	Jackson	Berry	P. Morris	1-1
at Iowa State	Heard	Germond	Jackson	Berry	P. Morris	1-1
at West Virginia	Heard	Germond	Diggs	Berry	P. Morris	0-1
OKLAHOMA	Heard	Diggs	Jackson	Berry	Holmes	0-1
at Kansas State	Heard	Diggs	Jackson	Holmes	P. Morris	0-1
at Oklahoma	Heard	Diggs	Jackson	Holmes	Mokwuah	1-0
TEXAS	Heard	Diggs	Jackson	Holmes	Mokwuah	1-1
vs. Kansas						

**THE LAST TIME**
**... A TCU TEAM**

Scored 100+ points	W, 112-62 vs. Southeastern La. (12/10/17)
Scored 100+ points in non-overtime game	W, 112-62 vs. Southeastern La. (12/10/17)
Scored 100+ points in a conference game	W, 100-96 (4OT) at Utah (2/10/10)
Scored 100+ points in a Big 12 game	None
Scored 90+ points	W, 96-71, vs. Oklahoma (03/04/20)
Scored 90+ points in a conference game	W, 96-71, vs. Oklahoma (03/04/20)
Played an overtime game	L, 76-79 (OT), at Kansas State (03/01/21)
Won an overtime game	W, 81-78 (OT), vs Kansas (01/17/21)
Played a two overtime game	W, 87-73 (2OT), vs SMU (11/17/10)
Played a three overtime game	L, 111-121 (3OT), vs Hardin-Simmons (11/28/81)
Played a four overtime game	W, 100-96 (4OT), at Utah (02/10/10)
Played consecutive overtime games	None
Held a team to 40 points or less	W, 49-37, vs. Oklahoma State (02/23/20)
Held a team to 20 points or less in a half	14 (1st Half), vs. Oral Roberts (12/22/20)
Shot 60+ percent FG	60.8 (31-51), vs Lamar (03/15/18)
Shot 60+ percent FG in a half	60.0 (21-35) 1st Half, at Kansas (02/08/20)
Held a team to 20 percent FG	15.7 (8-of-51), vs Sam Houston State (11/15/16)
Held a team to 20 percent FG in a half	18.5 (5-of-27) (1st Half), vs Oral Roberts (12/22/20)
Made 10+ 3-pointers	10, at Kansas State (03/01/21)
Made 15+ 3-pointers	18, vs Southeastern La. (12/10/17)
Did not make a 3-pointer	(0-of-9), vs UTRGV (01/05/12)
Held a team to zero 3-pointers	<i>Active streak of 298 games with a 3-pointer</i> (0-of-1), at LSU (12/04/16)
Shot 90 percent FT (min. 10 att.)	95.0 (19-of-20), vs West Virginia (01/30/21)
Attempted 35+ free throws	39, vs Oklahoma (03/03/18)
Made 30+ free throws	32, vs Oklahoma (03/03/18)
Had 30+ assists	33, vs. Southeastern La. (12/10/17)
Had 25+ assists	29, vs. Oklahoma (03/04/20)
Forced 30+ turnovers	30, vs Alcorn State (12/29/18)
Forced 25+ turnovers	28, vs Kansas State (02/01/20)
Had 20+ steals	21, vs Incarnate Word (11/25/20)
Had 15+ steals	21, vs Incarnate Word (11/25/20)
Had 15+ blocks	19, vs UAB (01/16/05)* *NCAA Record
Had 10+ blocks	11, vs. Oral Roberts (12/22/20)
Overcame a 10-point deficit to win	vs Texas Tech (01/23/21)
Overcame a 15-point deficit to win	Trailed by 13, 24-11, with 4:28 left in 2Q, won 61-53 at Texas Tech (02/06/19)
Overcame a 20-point deficit to win	Trailed by 15, 50-35, with 4:29 left in 3Q, won 70-63 vs Iowa State (10/07/15)
Had six players score in double figures	Trailed by 24, 51-27, with 16:21 left in second half, won 86-84 vs Texas Tech (01/07/18)
Had five players score in double figures	Jordan Moore (18), Amy Okonkwo (17), Kianna Ray (13), Toree Thompson (13), Lauren Heard (12), Amber Ramirez (10) vs. Kansas (01/17/21)
Had two players score 20+ points	Lauren Heard (19), Yummy Morris (16), Aahliyah Jackson (13), Michelle Berry (10), Tavy Diggs (10) vs Kansas State (02/10/21)
Had three players score 20+ points	Lauren Heard (27), Aja Holmes (20) vs Stephen F. Austin (03/19/15)
Had two players record double-doubles	Jada Butts (21), Veja Hamilton (21), Chelsea Prince (20) vs Texas Tech (01/23/21)
Beat a ranked team	Lauren Heard (23 pts, 11 reb), Michelle Berry (14 pts, 13 reb) W, 73-60, vs #25 West Virginia (01/26/20)
Beat a top-10 team	W, 79-77, vs #7 Texas (01/10/18)
Beat a top-5 team	W, 82-73, at #3 California (12/07/08)
Beat a ranked team on the road	W, 65-63, at #25 Texas (01/03/20)
Won consecutive games against ranked teams	W, 76-74 (OT), at #15 West Virginia (1/13/18), W, 79-77, vs #7 Texas (01/10/18)
Was ranked in AP Poll	No. 25 (02/24/20)
Was ranked in Coaches Poll	No. 25 (02/24/20)
Highest AP Poll ranking	13th (02/23/04)
Highest Coaches Poll ranking	15th (03/01/04)
Received votes in AP Poll	Received (2) votes (01/25/21)
Received votes in Coaches Poll	Received (7) votes (03/02/20)

**THE LAST TIME**

**... A TCU PLAYER**

Scored 40+ points	43, Emily Carter vs. SMU (11/17/10)
Scored 30+ points	31, Lauren Heard at Oklahoma (03/04/21)
Scored 20+ points	28, Lauren Heard vs Texas (03/07/21)
Scored 20+ points in half	21 (1st half), 31 (total), Lauren Heard at Oklahoma (03/04/21)
Scored 10+ points in 10 or more consecutive games	10, Lauren Heard at Oklahoma State (01/09/21) thru at West Virginia (02/20/21)
Scored 10+ points in 15 or more consecutive games	21, Lauren Heard at SMU (11/20/19) thru at Kansas State (02/19/20)
Scored 20+ points in consecutive games	2, Lauren Heard 35, at Kansas State (03/01/21) thru 31, at Oklahoma (03/04/21)
Scored 20+ points in three or more consecutive games	3, Lauren Heard 27, vs Kansas State (02/10/21) thru 38, at West Virginia (02/20/21)
Scored 20+ points in five or more consecutive games	5, Sandora Irvin vs Oklahoma (12/09/04) thru vs Grambling (12/29/04)
Made 10+ field goals	10, Lauren Heard vs Texas (03/07/21)
Shot 100% FG (min. 5 att.)	5-of-5, Aahliyah Jackson vs Central Arkansas (11/28/20)
Made 8+ 3-pointers	11, Amber Ramirez vs Southeastern La. (12/10/17)
Made 5+ 3-pointers	5, Lauren Heard at Kansas State (03/01/21)
Made 15+ free throws	16, Emily Carter vs SMU (11/17/10)
Made 10+ free throws	13, Lauren Heard at Oklahoma (03/04/21)
Had 20+ rebounds	21, Sandora Irvin vs USF (02/09/11)
Had 15+ rebounds	15, Lauren Heard vs. Oklahoma State (02/23/20)
Had a double-double	Lauren Heard [28 points, 10 rebounds] vs Texas (03/07/21)
Had consecutive double-doubles	3, Amy Okonkwo 36 pts, 14 reb at Arkansas (3/28/19) thru (22 pts, 11 reb) at Arizona (04/03/19)
Had double-double in three or more consecutive games	3, Amy Okonkwo 36 pts, 14 reb at Arkansas (3/28/19) thru (22 pts, 11 reb) at Arizona (04/03/19)
Had double-double in four or more consecutive games	4, Sandora Irvin at Utah (12/19/04) thru vs UT Arlington (01/02/05)
Had double-double in five or more consecutive games	15, Sandora Irvin vs Cincinnati (1/25/04) thru vs Georgia (03/22/04)
Had a triple-double	Helena Sverrisdottir [16 points, 11 assists, 10 rebounds] vs Oral Roberts (03/17/11) (Three in TCU history)
Had 13+ assists	13, Zahna Medley vs Oklahoma (01/09/13)
Had 10+ assists	10, Kianna Ray vs Duquesne (11/06/18)
Had 10+ steals	11, Lauren Heard at Oklahoma (03/04/21)
Had 7+ steals	11, Lauren Heard at Oklahoma (03/04/21)
Had 5+ steals	11, Lauren Heard at Oklahoma (03/04/21)
Had 10+ blocks	10, Latrica Lovings vs Stephen F. Austin (12/04/13)
Had 5+ blocks	5, Jordan Moore vs Kansas State (02/23/19)
Played every minute in a game	Lauren Heard (40:00), at Iowa State (02/13/21)
Played more than 40 min.	Lauren Heard (41:52), at Kansas State (03/01/21)

**LEAD/DEFICIT BREAKDOWNS**

	<b>1Q SCORE TCU-OPP</b>	<b>HT SCORE TCU-OPP</b>	<b>3Q SCORE TCU-OPP</b>	<b>FINAL TCU-OPP</b>	<b>LARGEST LEAD</b>	<b>LARGEST DEFICIT</b>	<b>TIMES TIED</b>	<b>LEAD CHANGES</b>
Incarnate Word	17-19 (-2)	38-35 (+3)	61-47 (+14)	84-59 (+25)	25 (84-59, :25, 4Q)	4 (15-19, :09, 1Q)	7	4
Central Arkansas	20-12 (+8)	26-31 (-5)	50-41 (+9)	65-48 (+17)	17 (65-48, :42, 4Q)	7 (26-33, 9:47, 3Q)	6	4
Iowa State	10-28 (-18)	32-54 (-22)	52-75 (-23)	68-91 (-23)	0 (0-0, 10:00, 1Q)	27 (18-45, 4:17, 2Q)	0	0
Lamar	15-11 (+4)	33-27 (+6)	54-45 (+9)	79-53 (+26)	26 (79-53, :24, 4Q)	2 (15-17, 8:11, 2Q)	3	2
Middle Tennessee	12-18 (-6)	34-35 (-1)	61-61 (0)	83-77 (+6)	9 (72-63, 6:56, 4Q)	11 (41-52, 6:25, 3Q)	8	8
at Texas Tech	20-13 (+7)	36-31 (+5)	50-51 (-1)	27-78 (-6)	16 (20-4, 2:13, 1Q)	7 (52-59, 7:06, 4Q)	4	8
Oral Roberts	9-5 (+4)	24-14 (+10)	44-33 (+11)	62-48 (+14)	18 (32-14, 7:48, 3Q)	1 (0-1, 9:23, 1Q)	0	1
Baylor	10-20 (-10)	23-35 (-12)	38-50 (-12)	50-74 (-24)	1 (5-4, 5:47, 1Q)	24 (50-74, 0:04, 4Q)	0	2
Oklahoma State	16-22 (-6)	25-37 (+12)	40-65 (-25)	53-78 (-25)	0 (0-0, 10:00, 1Q)	30 (43-73, 6:32, 4Q)	0	0
at Oklahoma State	8-22 (-14)	22-37 (+15)	36-63 (-27)	50-69 (-19)	0 (0-0, 10:00, 1Q)	27 (36-63, 0:06, 4Q)	3	0
Kansas	25-15 (+10)	36-30 (+6)	49-54 (-5)	81-78, OT (+3)	10 (25-15, 0:03, 1Q)	7 (49-56, 9:40, 4Q)	5	3
at Texas	14-16 (-2)	24-38 (-14)	39-55 (-16)	54-71 (-17)	5 (12-7, 3:31, 1Q)	18 (44-62, 6:46, 4Q)	6	3
Texas Tech	9-10 (-1)	20-24 (-4)	34-39 (-5)	61-53 (+8)	8 (61-53, 0:14, 4Q)	13 (11-24, 4:28, 2Q)	2	5
at Baylor	13-23 (-10)	23-36 (-13)	35-60 (-25)	49-82 (-33)	0 (0-0, 10:00, 1Q)	36 (40-76, 4:32, 4Q)	2	0
West Virginia	17-18 (-1)	35-38 (-3)	45-56 (-11)	70-79 (-9)	7 (11-4, 7:09, 1Q)	14 (42-56, 0:51, 3Q)	7	12
at Kansas	11-11 (0)	33-25 (+8)	55-52 (+3)	72-82 (-10)	13 (31-18, 3:21, 2Q)	11 (77-66, 0:31, 4Q)	2	2
Kansas State	16-14 (+2)	29-34 (-5)	57-49 (+8)	78-67 (+11)	11 (78-67, 0:21, 4Q)	8 (24-32, 1:33, 2Q)	6	9
at Iowa State	18-22 (-4)	39-41 (-2)	64-68 (-4)	81-92 (-11)	8 (11-3, 6:17, 1Q)	16 (76-92, 1:34, 4Q)	8	9
at West Virginia	19-24 (-5)	38-42 (-4)	57-62 (-5)	78-81 (-3)	8 (19-11, 3:01, 1Q)	14 (42-56, 6:22, 3Q)	4	4
Oklahoma	13-16 (-3)	21-39 (-18)	39-55 (-16)	60-76 (-16)	2 (6-4, 5:55, 1Q)	26 (25-51, 6:09, 3Q)	2	2
at Kansas State	14-21 (-7)	27-37 (-10)	50-55 (-5)	76-79 (-3)	2 (61-59, 3:58, 4Q)	16 (20-36, 3:06, 2Q)	5	8
at Oklahoma	18-19 (-1)	41-36 (+5)	56-60 (-4)	83-79 (+4)	8 (41-33, 0:26, 2Q)	8 (52-60, 0:59, 3Q)	9	11
Texas	10-21 (-11)	27-43 (-16)	40-58 (-18)	60-69 (-9)	2 (2-0, 9:27, 1Q)	20 (40-60, 9:39, 4Q)	0	1



# CAROLINE GERMOND

5-7 | G | JR.

ANGERS, FRANCE | SOUTH PLAINS COLLEGE



## 2020-21 GAME-BY-GAME STATISTICS

DATE	OPPONENT	MIN	FG	%	3FG	%	FT	%	O	D	T	PF	A	TO	B	S	PT
N25	Incarnate Word	28	4-12	.333	1-4	.250	0-0	.000	0	2	2	4	3	1	0	6	9
N28	Central Arkansas	25	1-5	.200	1-3	.333	0-0	.000	1	0	1	3	2	2	0	3	3
D2	Iowa State	28	2-5	.400	1-3	.333	1-2	.500	1	2	3	3	4	0	0	1	6
D9	Lamar	18	1-2	.500	0-1	.000	0-0	.000	0	1	1	3	4	0	0	0	2
D13	Middle Tennessee	31	4-10	.400	2-4	.500	0-0	.000	0	1	1	2	7	2	0	1	10
D19	at Texas Tech	30	1-7	.143	1-5	.200	0-0	.000	2	1	3	4	4	1	0	0	3
D22	Oral Roberts	27	3-6	.500	0-1	.000	0-0	.000	1	2	3	2	5	3	0	2	6
J2	Baylor	24	1-5	.200	0-1	.000	0-0	.000	0	0	0	2	3	0	0	0	2
J6	Oklahoma State	23	0-3	.000	0-2	.000	0-0	.000	0	2	2	2	2	1	1	1	0
J9	at Oklahoma State	20	0-4	.000	0-2	.000	0-0	.000	0	2	2	0	2	4	0	0	0
J17	Kansas	28	3-10	.300	1-5	.200	0-0	.000	0	2	2	4	8	2	1	0	7
J20	at Texas	39	2-8	.250	0-2	.000	2-2	1.000	1	3	4	2	3	6	0	0	6
J23	Texas Tech	30	2-9	.222	0-4	.000	0-0	.000	0	5	5	4	4	1	1	1	4
J26	at Baylor	17	1-3	.333	0-1	.000	0-0	.000	1	1	2	3	3	1	0	1	2
J30	West Virginia	23	1-4	.250	0-1	.000	0-0	.000	0	0	0	3	4	3	0	1	2
F7	at Kansas	26	2-6	.333	1-2	.500	0-0	.000	1	2	3	4	1	3	0	0	5
F10	Kansas State	16	0-4	.000	0-3	.000	0-0	.000	0	1	1	2	2	0	0	0	0
F13	at Iowa State	25	2-6	.333	1-3	.333	0-0	.000	0	1	1	3	4	0	0	1	5
F20	at West Virginia	23	1-4	.250	1-3	.333	1-2	.500	1	2	3	2	7	4	0	0	4
F24	Oklahoma	17	1-3	.333	1-2	.500	0-0	.000	0	2	2	2	0	2	0	0	3
M1	at Kansas State	14	1-4	.250	0-2	.000	1-2	.500	0	2	2	1	2	0	0	0	3
M4	at Oklahoma	11	2-2	1.000	1-1	1.000	1-2	.500	0	4	4	2	0	1	0	0	6
M7	Texas	14	0-1	.000	0-0	.000	0-0	.000	0	1	1	2	1	1	0	0	0

## SEASON/CAREER HIGHS

POINTS	2020-21:	10	Middle Tennessee (12/13/20)
Career:	10	Middle Tennessee (12/13/20)	

MINUTES	2020-21:	39	at Texas (01/20/21)
Career:	39	at Texas (01/20/21)	

FIELD GOALS	2020-21:	4 (2x) last, Middle Tennessee (12/13/20)
Career:	4 (2x) last, Middle Tennessee (12/13/20)	

3-POINT FIELD GOALS	2020-21:	2	Middle Tennessee (12/13/20)
Career:	2	Middle Tennessee (12/13/20)	

FREE THROWS	2020-21:	2	at Texas (01/20/21)
Career:	2	at Texas (01/20/21)	

REBOUNDS	2020-21:	5	Texas Tech (01/23/21)
Career:	5	Texas Tech (01/23/21)	

ASSISTS	2020-21:	8	Kansas (01/17/21)
Career:	8	Kansas (01/17/21)	

BLOCKS	2020-21:	1 (3x) last, Texas Tech (01/23/21)
Career:	1 (3x) last, Texas Tech (01/23/21)	

STEALS	2020-21:	6	Incarnate Word (11/25/20)
Career:	6	Incarnate Word (11/25/20)	

## CAROLINE GERMOND'S CAREER STATISTICS

	GP	GS	MIN	AVG.	FG	ATT	PCT	3FG	ATT	PCT	FT	ATT	PCT	OFF	DEF	TOT	AVG.	PF	D	AST	A/G	TO	B	S	TP	AVG.
2020-21	23	13	537	23.3	35	123	.285	12	55	.218	6	10	.600	9	39	48	2.1	59	0	75	3.3	38	3	18	88	3.8
<b>TOTAL</b>	<b>23</b>	<b>13</b>	<b>537</b>	<b>23.3</b>	<b>35</b>	<b>123</b>	<b>.285</b>	<b>12</b>	<b>55</b>	<b>.218</b>	<b>6</b>	<b>10</b>	<b>.600</b>	<b>9</b>	<b>39</b>	<b>48</b>	<b>2.1</b>	<b>59</b>	<b>0</b>	<b>75</b>	<b>3.3</b>	<b>38</b>	<b>3</b>	<b>18</b>	<b>88</b>	<b>3.8</b>



# AAHLYAH JACKSON

5-10 | G | GR.

FT. SMITH, ARK. | NORTHSIDE HIGH SCHOOL (TEXAS A&M)

1



## 2020-21 GAME-BY-GAME STATISTICS

DATE	OPPONENT	MIN	FG	%	3FG	%	FT	%	O	D	T	PF	A	TO	B	S	PT
N25	Incarinate Word	29	2-7	.286	0-1	.000	3-3	1.000	2	1	3	1	3	2	0	3	7
N28	Central Arkansas	25	5-5	1.000	1-1	1.000	2-6	.333	1	1	2	4	2	1	1	1	13
D2	Iowa State	28	1-6	.167	1-2	.500	0-0	.000	0	4	4	2	3	2	1	0	3
D9	Lamar	29	4-6	.667	0-0	.000	5-6	.833	1	3	4	2	0	1	2	1	13
D13	Middle Tennessee	24	0-5	.000	0-2	.000	1-2	.500	1	1	2	4	2	2	0	1	1
D19	at Texas Tech	21	1-5	.200	0-1	.000	0-0	.000	0	1	1	4	1	1	0	0	2
D22	Oral Roberts	24	2-4	.500	1-1	1.000	0-2	.000	0	0	0	1	1	1	2	2	5
J2	Baylor	32	1-6	.167	1-4	.250	2-2	1.000	1	3	4	2	0	4	0	3	5
J6	Oklahoma State	26	1-7	.143	1-5	.200	0-0	.000	0	1	1	0	1	1	0	0	3
J9	at Oklahoma State	13	1-5	.200	1-4	.250	0-0	.000	1	1	2	2	0	1	0	0	3
J17	Kansas	39	4-12	.333	4-11	.364	1-2	.500	1	3	4	4	4	1	1	2	13
J20	at Texas	20	1-2	.500	1-2	.500	2-4	.500	0	2	2	3	1	1	0	0	5
J23	Texas Tech	36	1-8	.125	0-3	.000	0-0	.000	2	6	8	3	0	0	0	0	2
J26	at Baylor	28	0-4	.000	0-2	.000	0-0	.000	1	5	6	1	1	1	0	0	0
J30	West Virginia	37	3-6	.500	3-4	.750	0-0	.000	1	5	6	3	1	1	1	1	9
F7	at Kansas	25	3-5	.600	3-5	.600	1-2	.500	0	0	0	3	1	1	0	0	10
F10	Kansas State	35	1-6	.167	1-6	.167	0-0	.000	0	2	2	0	1	2	1	1	3
F13	at Iowa State	23	3-7	.429	3-7	.429	1-2	.500	1	3	4	5	0	1	1	1	10
F20	at West Virginia	-	-	-	-	-	-	-	DNP	-	-	-	-	-	-	-	-
F24	Oklahoma	21	2-7	.286	1-3	.333	0-2	.000	1	4	5	3	2	1	0	0	5
M1	at Kansas State	37	2-6	.333	2-4	.500	1-2	.500	0	3	3	3	0	0	1	2	7
M4	at Oklahoma	33	1-7	.143	1-5	.200	0-0	.000	0	3	3	3	1	3	0	0	3
M7	Texas	31	1-3	.333	0-1	.000	1-2	.500	0	0	0	4	2	1	0	2	3

## SEASON/CAREER HIGHS

POINTS	2020-21:	13 (3x)	last, Kansas (01/17/21)
Career:	13 (3x)	last, Kansas (01/17/21)	

MINUTES	2020-21:	39	Kansas (01/17/21)
Career:	39	Kansas (01/17/21)	

FIELD GOALS	2020-21:	5	Central Arkansas (11/28/20)
Career:	5	Central Arkansas (11/28/20)	

3-POINT FIELD GOALS	2020-21:	4	Kansas (01/17/21)
Career:	4	Kansas (01/17/21)	

FREE THROWS	2020-21:	5	Lamar (12/09/20)
Career:	7	PVAMU (12/21/18)*	

REBOUNDS	2020-21:	8	Texas Tech (01/23/21)
Career:	8	Texas Tech (01/23/21)	

ASSISTS	2020-21:	4	Kansas (01/17/21)
Career:	4	Kansas (01/17/21)	

BLOCKS	2020-21:	2 (2x)	last, Oral Roberts (12/22/20)
Career:	2 (2x)	last, Oral Roberts (12/22/20)	

STEALS	2020-21:	3 (2x)	last, Baylor (01/02/21)
Career:	3 (3x)	last, Baylor (01/02/21)	

\* - at Texas A&M

## AAHLYAH JACKSON'S CAREER STATISTICS (TCU STATISTICS ONLY)

	GP	GS	MIN	AVG. FG	ATT	PCT	3FG	ATT	PCT	FT	ATT	PCT	OFF	DEF	TOT	AVG.	PF	D	AST	A/G	TO	B	S	TP	AVG.
2020-21	22	22	616	28.0	40	.310	25	74	.338	20	37	.541	14	52	66	3.0	57	1	27	1.2	29	11	20	125	5.7
<b>TOTAL</b>	<b>22</b>	<b>22</b>	<b>616</b>	<b>28.0</b>	<b>40</b>	<b>.310</b>	<b>25</b>	<b>74</b>	<b>.338</b>	<b>20</b>	<b>37</b>	<b>.541</b>	<b>14</b>	<b>52</b>	<b>66</b>	<b>3.0</b>	<b>57</b>	<b>1</b>	<b>27</b>	<b>1.2</b>	<b>29</b>	<b>11</b>	<b>20</b>	<b>125</b>	<b>5.7</b>



# AMARI CONN

5-7 | G | FR.

KANSAS CITY, MO. | LINCOLN PREP

# 4



## 2020-21 GAME-BY-GAME STATISTICS

DATE	OPPONENT	MIN	FG	%	3FG	%	FT	%	O	D	T	PF	A	TO	B	S	PT
N25	Incarinate Word	5	1-2	.500	0-1	.000	0-0	.000	0	1	1	0	0	1	0	0	2
N28	Central Arkansas	3	1-1	1.000	0-0	.000	0-0	.000	0	2	2	0	0	0	0	0	2
D2	Iowa State	-	-	-	-	-	-	-	DNP	-	-	-	-	-	-	-	-
D9	Lamar	2	1-1	1.000	1-1	1.000	0-0	.000	0	0	0	0	0	1	0	0	3
D13	Middle Tennessee	-	-	-	-	-	-	-	DNP	-	-	-	-	-	-	-	-
D19	at Texas Tech	-	-	-	-	-	-	-	DNP	-	-	-	-	-	-	-	-
D22	Oral Roberts	1	0-0	.000	0-0	.000	0-0	.000	0	1	1	0	0	0	0	0	0
J2	Baylor	-	-	-	-	-	-	-	DNP	-	-	-	-	-	-	-	-
J6	Oklahoma State	10	1-3	.333	1-3	.333	0-0	.000	0	2	2	0	1	2	1	1	3
J9	at Oklahoma State	13	2-3	.667	2-3	.667	0-0	.000	0	1	1	1	0	1	0	0	6
J17	Kansas	-	-	-	-	-	-	-	DNP	-	-	-	-	-	-	-	-
J20	at Texas	-	-	-	-	-	-	-	DNP	-	-	-	-	-	-	-	-
J23	Texas Tech	-	-	-	-	-	-	-	DNP	-	-	-	-	-	-	-	-
J26	at Baylor	5	0-0	.000	0-0	.000	0-0	.000	0	0	0	1	0	0	0	0	0
J30	West Virginia	-	-	-	-	-	-	-	DNP	-	-	-	-	-	-	-	-
F7	at Kansas	1	0-0	.000	0-0	.000	0-0	.000	0	0	0	0	0	0	0	0	0
F10	Kansas State	-	-	-	-	-	-	-	DNP	-	-	-	-	-	-	-	-
F13	at Iowa State	-	-	-	-	-	-	-	DNP	-	-	-	-	-	-	-	-
F20	at West Virginia	4	0-1	.000	0-0	.000	0-0	.000	0	0	0	1	0	0	0	1	0
F24	Oklahoma	17	1-1	1.000	1-1	1.000	1-2	.500	0	0	0	0	0	0	0	0	4
M1	at Kansas State	3	0-0	.000	0-0	.000	0-0	.000	0	0	0	0	0	0	0	0	0
M4	at Oklahoma	1	0-0	.000	0-0	.000	0-0	.000	0	0	0	0	0	0	0	0	0
M7	Texas	-	-	-	-	-	-	-	DNP	-	-	-	-	-	-	-	-

## SEASON/CAREER HIGHS

**POINTS**  
 2020-21: 6 at Oklahoma State (01/09/21)  
 Career: 6 at Oklahoma State (01/09/21)

**MINUTES**  
 2020-21: 17 Oklahoma (02/24/21)  
 Career: 17 Oklahoma (02/24/21)

**FIELD GOALS**  
 2020-21: 2 at Oklahoma State (01/09/21)  
 Career: 2 at Oklahoma State (01/09/21)

**3-POINT FIELD GOALS**  
 2020-21: 2 at Oklahoma State (01/09/21)  
 Career: 2 at Oklahoma State (01/09/21)

**FREE THROWS**  
 2020-21: 1 Oklahoma (02/24/21)  
 Career: 1 Oklahoma (02/24/21)

**REBOUNDS**  
 2020-21: 2 (2x) last, Oklahoma State (01/06/21)  
 Career: 2 (2x) last, Oklahoma State (01/06/21)

**ASSISTS**  
 2020-21: 1 Oklahoma State (01/06/21)  
 Career: 1 Oklahoma State (01/06/21)

**BLOCKS**  
 2020-21: 1 Oklahoma State (01/06/21)  
 Career: 1 Oklahoma State (01/06/21)

**STEALS**  
 2020-21: 1 (2x) last, at West Virginia (02/20/21)  
 Career: 1 (2x) last, at West Virginia (02/20/21)

## AMARI CONN'S CAREER STATISTICS

	GP	GS	MIN	AVG. FG	ATT	PCT	3FG	ATT	PCT	FT	ATT	PCT	OFF	DEF	TOT	AVG.	PF	D	AST	A/G	TO	B	S	TP	AVG.	
2020-21	12	0	65	5.4	7	12	.583	5	9	.556	1	2	.500	0	7	7	0.6	3	0	1	0.1	5	1	2	20	1.7
<b>TOTAL</b>	<b>12</b>	<b>0</b>	<b>65</b>	<b>5.4</b>	<b>7</b>	<b>12</b>	<b>.583</b>	<b>5</b>	<b>9</b>	<b>.556</b>	<b>1</b>	<b>2</b>	<b>.500</b>	<b>0</b>	<b>7</b>	<b>7</b>	<b>0.6</b>	<b>3</b>	<b>0</b>	<b>1</b>	<b>0.1</b>	<b>5</b>	<b>1</b>	<b>2</b>	<b>20</b>	<b>1.7</b>



# YUMMY MORRIS

6-3 | F | JR.

NORTH LITTLE ROCK, ARK. | NORTH LITTLE ROCK HIGH SCHOOL

# 5



### 2019-20 GAME-BY-GAME STATISTICS

DATE	OPPONENT	MIN	FG	%	3FG	%	FT	%	O	D	T	PF	A	TO	B	S	PT
N25	Incarnate Word	26	12-17	.706	0-0	.000	2-2	1.000	2	4	6	3	0	1	0	2	26
N28	Central Arkansas	22	3-5	.600	0-0	.000	0-0	.000	4	5	9	2	2	2	1	1	6
D2	Iowa State	16	0-4	.000	0-0	.000	2-2	1.000	0	3	3	1	0	2	3	0	2
D9	Lamar	23	8-11	.727	0-0	.000	4-6	.667	2	2	4	1	0	2	0	0	20
D13	Middle Tennessee	28	1-4	.250	0-0	.000	3-4	.750	3	3	6	3	1	0	2	0	5
D19	at Texas Tech	18	3-8	.375	0-0	.000	0-0	.000	2	5	7	1	1	2	1	0	6
D22	Oral Roberts	23	7-15	.467	0-0	.000	1-1	1.000	1	7	8	2	3	2	4	0	15
J2	Baylor	20	4-6	.667	0-0	.000	0-0	.000	1	2	3	4	0	2	0	0	8
J6	Oklahoma State	25	2-7	.286	0-0	.000	2-2	1.000	1	6	7	1	2	3	1	0	6
J9	at Oklahoma State	16	1-4	.250	0-0	.000	0-0	.000	0	1	1	4	1	3	0	1	2
J17	Kansas	34	6-10	.600	0-0	.000	4-4	1.000	2	6	8	4	0	3	2	1	16
J20	at Texas	14	3-4	.750	0-0	.000	0-0	.000	1	1	2	4	0	2	0	1	6
J23	Texas Tech	10	1-2	.500	0-0	.000	0-0	.000	0	3	3	0	0	0	0	0	2
J26	at Baylor	22	3-7	.429	0-0	.000	0-0	.000	2	3	5	1	0	2	0	0	6
J30	West Virginia	18	4-6	.667	0-0	.000	0-0	.000	0	4	4	3	1	1	0	0	8
F7	at Kansas	15	2-4	.500	0-0	.000	0-0	.000	2	4	6	3	0	2	3	1	4
F10	Kansas State	12	2-4	.500	0-0	.000	0-0	.000	1	2	3	3	1	1	0	1	4
F13	at Iowa State	7	1-4	.250	0-0	.000	2-2	1.000	1	2	3	1	0	1	0	0	4
F20	at West Virginia	17	1-3	.333	0-0	.000	0-0	.000	0	1	1	2	2	2	1	1	2
F24	Oklahoma	13	2-5	.400	0-0	.000	3-3	1.000	3	1	4	0	0	1	0	0	7
M1	at Kansas State	19	0-1	.000	0-0	.000	2-2	1.000	0	1	1	5	1	3	0	0	2
M4	at Oklahoma	10	1-3	.333	0-0	.000	0-0	.000	2	1	3	1	1	0	0	0	2
M7	Texas	22	0-4	.000	0-0	.000	2-2	1.000	1	1	2	2	1	0	0	0	2

### SEASON/CAREER HIGHS

POINTS	MINUTES	FIELD GOALS	3-POINT FIELD GOALS	FREE THROWS	REBOUNDS	ASSISTS	BLOCKS	STEALS
2020-21: 26	2020-21: 34	2020-21: 12	2020-21: --	2020-21: 4 (2x)	2020-21: 9	2020-21: 3	2020-21: 4	2020-21: 2
Career: 26	Career: 34	Career: 12	Career: --	Career: 6	Career: 9 (2x)	Career: 3	Career: 4 (2x)	Career: 3
Incarnate Word (11/25/20)	Kansas (01/17/21)	Incarnate Word (11/25/20)	--	last, Kansas (01/17/21)	Central Arkansas (11/28/20)	Oral Roberts (12/22/20)	Oral Roberts (12/22/20)	Incarnate Word (11/25/20)
Incarnate Word (11/25/20)	Kansas (01/17/21)	Incarnate Word (11/25/20)	--	Southern (12/16/18)	last, Central Arkansas (11/28/20)	Oral Roberts (12/22/20)	Oral Roberts (12/22/20)	MVSU (11/11/18)

### YUMMY MORRIS' CAREER STATISTICS

	GP	GS	MIN	AVG.	FG	ATT	PCT	3FG	ATT	PCT	FT	ATT	PCT	OFF	DEF	TOT	AVG.	PF	D	AST	A/G	TO	B	S	TP	AVG.
2018-19	25	0	170	6.8	24	51	.471	0	0	.000	30	41	.732	19	34	53	2.1	26	0	3	0.1	22	18	6	78	3.1
2019-20	29	0	255	8.8	37	86	.430	0	0	.000	14	20	.700	37	39	76	2.6	46	0	7	0.2	27	16	13	88	3.0
2020-21	23	14	430	18.7	67	138	.486	0	0	.000	27	30	.900	31	68	99	4.3	51	1	17	0.7	37	18	9	161	7.0
<b>TOTAL</b>	<b>77</b>	<b>14</b>	<b>855</b>	<b>11.1</b>	<b>128</b>	<b>275</b>	<b>.465</b>	<b>0</b>	<b>0</b>	<b>.000</b>	<b>71</b>	<b>91</b>	<b>.780</b>	<b>87</b>	<b>141</b>	<b>228</b>	<b>3.0</b>	<b>123</b>	<b>1</b>	<b>27</b>	<b>0.4</b>	<b>86</b>	<b>52</b>	<b>28</b>	<b>327</b>	<b>4.2</b>



# EMMA SCHMIDT

5-9 | G | SR.

WAUKEE, IOWA | WAUKEE HIGH SCHOOL

# 10



### 2020-21 GAME-BY-GAME STATISTICS

DATE	OPPONENT	MIN	FG	%	3FG	%	FT	%	O	D	T	PF	A	TO	B	S	PT
N25	Incarnate Word	2	0-0	.000	0-0	.000	0-0	.000	0	0	0	1	0	0	0	0	0
N28	Central Arkansas	1	0-0	.000	0-0	.000	0-2	.000	0	2	2	0	0	0	0	0	0
D2	Iowa State	-	-	-	-	-	-	-	DNP	-	-	-	-	-	-	-	-
D9	Lamar	1	0-0	.000	0-0	.000	0-0	.000	1	0	1	0	0	0	0	0	0
D13	Middle Tennessee	-	-	-	-	-	-	-	DNP	-	-	-	-	-	-	-	-
D19	at Texas Tech	-	-	-	-	-	-	-	DNP	-	-	-	-	-	-	-	-
D22	Oral Roberts	-	-	-	-	-	-	-	DNP	-	-	-	-	-	-	-	-
J2	Baylor	-	-	-	-	-	-	-	DNP	-	-	-	-	-	-	-	-
J6	Oklahoma State	-	-	-	-	-	-	-	DNP	-	-	-	-	-	-	-	-
J9	at Oklahoma State	-	-	-	-	-	-	-	DNP	-	-	-	-	-	-	-	-
J17	Kansas	-	-	-	-	-	-	-	DNP	-	-	-	-	-	-	-	-
J20	at Texas	-	-	-	-	-	-	-	DNP	-	-	-	-	-	-	-	-
J23	Texas Tech	-	-	-	-	-	-	-	DNP	-	-	-	-	-	-	-	-
J26	at Baylor	-	-	-	-	-	-	-	DNP	-	-	-	-	-	-	-	-
J30	West Virginia	-	-	-	-	-	-	-	DNP	-	-	-	-	-	-	-	-
F7	at Kansas	-	-	-	-	-	-	-	DNP	-	-	-	-	-	-	-	-
F10	Kansas State	-	-	-	-	-	-	-	DNP	-	-	-	-	-	-	-	-
F13	at Iowa State	-	-	-	-	-	-	-	DNP	-	-	-	-	-	-	-	-
F13	at Iowa State	-	-	-	-	-	-	-	DNP	-	-	-	-	-	-	-	-
F20	at West Virginia	-	-	-	-	-	-	-	DNP	-	-	-	-	-	-	-	-
F24	Oklahoma	1	0-1	.000	0-1	.000	0-0	.000	0	0	0	0	0	0	0	0	0
M1	at Kansas State	-	-	-	-	-	-	-	DNP	-	-	-	-	-	-	-	-
M4	at Oklahoma	-	-	-	-	-	-	-	DNP	-	-	-	-	-	-	-	-
M7	Texas	-	-	-	-	-	-	-	DNP	-	-	-	-	-	-	-	-

### SEASON/CAREER HIGHS

<b>POINTS</b>	2020-21: --	--
Career: --	--	--
<b>MINUTES</b>	2020-21: 2	Incarnate Word (11/25/20)
Career: 2	2	Incarnate Word (11/25/20)
<b>FIELD GOALS</b>	2020-21: --	--
Career: --	--	--
<b>3-POINT FIELD GOALS</b>	2020-21: --	--
Career: --	--	--
<b>FREE THROWS</b>	2020-21: --	--
Career: --	--	--
<b>REBOUNDS</b>	2020-21: 2	Central Arkansas (11/28/20)
Career: 2	2	Central Arkansas (11/28/20)
<b>ASSISTS</b>	2020-21: --	--
Career: --	--	--
<b>BLOCKS</b>	2020-21: --	--
Career: --	--	--
<b>STEALS</b>	2020-21: --	--
Career: --	--	--

### EMMA SCHMIDT'S CAREER STATISTICS

	GP	GS	MIN	AVG. FG	ATT	PCT	3FG	ATT	PCT	FT	ATT	PCT	OFF	DEF	TOT	AVG.	PF	D	AST	A/G	TO	B	S	TP	AVG.
2020-21	4	0	5	1.3	0	1	.000	0	1	.000	0	2	.000	1	2	3	0.8	1	0	0	0.0	0	0	0	0.0
<b>TOTAL</b>	<b>4</b>	<b>0</b>	<b>5</b>	<b>1.3</b>	<b>0</b>	<b>1</b>	<b>.000</b>	<b>0</b>	<b>1</b>	<b>.000</b>	<b>0</b>	<b>2</b>	<b>.000</b>	<b>1</b>	<b>2</b>	<b>3</b>	<b>0.8</b>	<b>1</b>	<b>0</b>	<b>0</b>	<b>0.0</b>	<b>0</b>	<b>0</b>	<b>0</b>	<b>0.0</b>



# AALIYAH MORGAN

6-1 | F | FR.

TYLER, TEXAS | LEE HIGH SCHOOL

# 12



## 2020-21 GAME-BY-GAME STATISTICS

DATE	OPPONENT	MIN	FG	%	3FG	%	FT	%	O	D	T	PF	A	TO	B	S	PT
N25	Incarnate Word	6	0-0	.000	0-0	.000	0-0	.000	0	2	2	0	1	1	0	0	0
N28	Central Arkansas	3	0-0	.000	0-0	.000	0-0	.000	0	0	0	1	0	1	0	0	0
D2	Iowa State	2	0-0	.000	0-0	.000	0-0	.000	0	0	0	0	0	0	0	0	0
D9	Lamar	4	0-0	.000	0-0	.000	0-0	.000	0	2	2	0	1	0	0	0	0
D13	Middle Tennessee	-	-	-	-	-	-	-	DNP	-	-	-	-	-	-	-	-
D19	at Texas Tech	-	-	-	-	-	-	-	DNP	-	-	-	-	-	-	-	-
D22	Oral Roberts	-	-	-	-	-	-	-	DNP	-	-	-	-	-	-	-	-
J2	Baylor	-	-	-	-	-	-	-	DNP	-	-	-	-	-	-	-	-
J6	Oklahoma State	-	-	-	-	-	-	-	DNP	-	-	-	-	-	-	-	-
J9	at Oklahoma State	-	-	-	-	-	-	-	DNP	-	-	-	-	-	-	-	-
J17	Kansas	-	-	-	-	-	-	-	DNP	-	-	-	-	-	-	-	-
J20	at Texas	-	-	-	-	-	-	-	DNP	-	-	-	-	-	-	-	-
J23	Texas Tech	-	-	-	-	-	-	-	DNP	-	-	-	-	-	-	-	-
J26	at Baylor	6	0-2	.000	0-2	.000	0-0	.000	0	0	0	0	1	0	0	0	0
J30	West Virginia	-	-	-	-	-	-	-	DNP	-	-	-	-	-	-	-	-
F7	at Kansas	-	-	-	-	-	-	-	DNP	-	-	-	-	-	-	-	-
F10	Kansas State	-	-	-	-	-	-	-	DNP	-	-	-	-	-	-	-	-
F13	at Iowa State	-	-	-	-	-	-	-	DNP	-	-	-	-	-	-	-	-
F20	at West Virginia	1	0-0	.000	0-0	.000	0-0	.000	0	0	0	0	0	0	0	0	0
F24	Oklahoma	1	0-0	.000	0-0	.000	0-0	.000	0	0	0	0	0	0	0	0	0
M1	at Kansas State	-	-	-	-	-	-	-	DNP	-	-	-	-	-	-	-	-
M4	at Oklahoma	-	-	-	-	-	-	-	DNP	-	-	-	-	-	-	-	-
M7	Texas	-	-	-	-	-	-	-	DNP	-	-	-	-	-	-	-	-

## SEASON/CAREER HIGHS

<b>POINTS</b>	2020-21: --	--
Career: --	--	--
<b>MINUTES</b>	2020-21: 6 (2x)	last, at Baylor (01/26/21)
Career: 6 (2x)	last, at Baylor (01/26/21)	
<b>FIELD GOALS</b>	2020-21: --	--
Career: --	--	--
<b>3-POINT FIELD GOALS</b>	2020-21: --	--
Career: --	--	--
<b>FREE THROWS</b>	2020-21: --	--
Career: --	--	--
<b>REBOUNDS</b>	2020-21: 2 (2x)	last, Lamar (12/09/20)
Career: 2 (2x)	last, Lamar (12/09/20)	
<b>ASSISTS</b>	2020-21: 1 (3x)	last, at Baylor (01/26/21)
Career: 1 (3x)	last, at Baylor (01/26/21)	
<b>BLOCKS</b>	2020-21: --	--
Career: --	--	--
<b>STEALS</b>	2020-21: --	--
Career: --	--	--

## AALIYAH MORGAN'S CAREER STATISTICS

	GP	GS	MIN	AVG. FG	ATT	PCT	3FG	ATT	PCT	FT	ATT	PCT	OFF	DEF	TOT	AVG.	PF	D	AST	A/G	TO	B	S	TP	AVG.	
2020-21	7	0	23	3.3	0	2	.000	0	2	.000	0	0	.000	0	4	4	0.6	1	0	3	0.4	2	0	0	0	0.0
<b>TOTAL</b>	<b>7</b>	<b>0</b>	<b>23</b>	<b>3.3</b>	<b>0</b>	<b>2</b>	<b>.000</b>	<b>0</b>	<b>2</b>	<b>.000</b>	<b>0</b>	<b>0</b>	<b>.000</b>	<b>0</b>	<b>4</b>	<b>4</b>	<b>0.6</b>	<b>1</b>	<b>0</b>	<b>3</b>	<b>0.4</b>	<b>2</b>	<b>0</b>	<b>0</b>	<b>0</b>	<b>0.0</b>



# TAVY DIGGS

6-2 | G/F | SO.

RICHARDSON, TEXAS | PLANO EAST HIGH SCHOOL

# 13



## 2019-20 GAME-BY-GAME STATISTICS

DATE	OPPONENT	MIN	FG	%	3FG	%	FT	%	O	D	T	PF	A	TO	B	S	PT
N25	Incarnate Word	16	4-5	.800	0-0	.000	1-2	.500	2	6	8	4	4	2	0	1	9
N28	Central Arkansas	21	3-5	.600	0-0	.000	1-1	1.000	2	4	6	1	3	2	0	1	7
D2	Iowa State	35	9-17	.529	0-0	.000	1-1	1.000	2	0	2	5	2	2	1	1	19
D9	Lamar	30	2-6	.333	0-0	.000	0-0	.000	0	7	7	0	4	2	2	0	4
D13	Middle Tennessee	26	8-14	.571	2-2	1.000	0-0	.000	0	4	4	2	0	1	0	1	18
D19	at Texas Tech	28	4-10	.400	0-1	.000	1-2	.500	0	1	1	4	2	1	0	1	9
D22	Oral Roberts	17	0-1	.000	0-0	.000	1-2	.500	0	4	4	1	0	0	0	2	1
J2	Baylor	15	2-8	.250	0-1	.000	1-1	1.000	1	1	2	4	2	1	2	1	5
J6	Oklahoma State	31	4-10	.400	0-0	.000	0-2	.000	1	4	5	0	1	1	0	0	8
J9	at Oklahoma State	14	1-4	.250	0-0	.000	0-0	.000	3	1	4	2	1	1	0	0	2
J17	Kansas	16	5-7	.714	0-1	.000	0-0	.000	0	2	2	2	0	4	0	0	10
J20	at Texas	20	2-6	.333	0-1	.000	3-4	.750	2	3	5	5	1	0	0	0	7
J23	Texas Tech	16	1-1	1.000	0-0	.000	0-0	.000	0	2	2	3	0	2	0	1	2
J26	at Baylor	13	2-4	.500	0-0	.000	0-0	.000	1	1	2	4	0	2	0	0	4
J30	West Virginia	4	0-0	.000	0-0	.000	0-0	.000	0	0	0	1	0	1	0	0	0
F7	at Kansas	14	4-10	.400	0-2	.000	0-0	.000	1	1	2	4	2	1	0	1	8
F10	Kansas State	5	1-3	.333	0-0	.000	0-0	.000	0	1	1	0	3	0	0	1	2
F13	at Iowa State	22	7-11	.636	0-0	.000	2-4	.500	1	2	3	5	0	1	0	0	16
F20	at West Virginia	30	6-9	.667	0-0	.000	1-2	.500	2	5	7	3	2	2	0	0	13
F24	Oklahoma	34	7-10	.700	0-1	.000	3-4	.750	1	3	4	0	4	3	0	1	17
M1	at Kansas State	20	4-9	.444	0-1	.000	0-0	.000	0	3	3	2	1	0	0	1	8
M4	at Oklahoma	21	6-7	.857	0-0	.000	0-0	.000	2	0	2	4	2	1	0	0	12
M7	Texas	34	7-12	.583	0-0	.000	2-3	.667	1	1	2	4	1	5	1	2	16

## SEASON/CAREER HIGHS

POINTS	2020-21:	19	Iowa State (12/02/20)
Career:	19	Iowa State (12/02/20)	

MINUTES	2020-21:	35	Iowa State (12/02/20)
Career:	35	Iowa State (12/02/20)	

FIELD GOALS	2020-21:	9	Iowa State (12/02/20)
Career:	9	Iowa State (12/02/20)	

3-POINT FIELD GOALS	2020-21:	2	Middle Tennessee (12/13/20)
Career:	2	Middle Tennessee (12/13/20)	

FREE THROWS	2020-21:	3 (2x)	last, Oklahoma (02/24/21)
Career:	3 (2x)	last, Oklahoma (02/24/21)	

REBOUNDS	2020-21:	8	Incarnate Word (11/25/20)
Career:	8	Incarnate Word (11/25/20)	

ASSISTS	2020-21:	4 (3x)	last, Oklahoma (02/24/21)
Career:	4 (3x)	last, Oklahoma (02/24/21)	

BLOCKS	2020-21:	2 (2x)	last, Baylor (01/02/21)
Career:	2 (2x)	last, Baylor (01/02/21)	

STEALS	2020-21:	2 (2x)	last, Texas (03/07/21)
Career:	2 (2x)	last, Texas (03/07/21)	

## TAVY DIGGS' CAREER STATISTICS

	GP	GS	MIN	AVG. FG	ATT	PCT	3FG	ATT	PCT	FT	ATT	PCT	OFF	DEF	TOT	AVG.	PF	D	AST	A/G	TO	B	S	TP	AVG.	
2019-20	12	0	40	3.3	5	11	.455	0	0	.000	1	3	.333	2	12	14	1.2	6	0	0	0.0	8	1	1	11	0.9
2020-21	23	10	482	21.0	89	169	.527	2	10	.200	17	28	.607	22	56	78	3.4	60	3	35	1.5	35	6	15	197	8.6
<b>TOTAL</b>	<b>35</b>	<b>10</b>	<b>522</b>	<b>14.9</b>	<b>94</b>	<b>180</b>	<b>.522</b>	<b>2</b>	<b>10</b>	<b>.200</b>	<b>18</b>	<b>31</b>	<b>.581</b>	<b>24</b>	<b>68</b>	<b>92</b>	<b>2.6</b>	<b>66</b>	<b>3</b>	<b>35</b>	<b>1.0</b>	<b>43</b>	<b>7</b>	<b>16</b>	<b>208</b>	<b>5.9</b>



# AJA HOLMES

5-8 | G | FR.

CIBOLO, TEXAS | STEELE HIGH SCHOOL

# 15



## 2020-21 GAME-BY-GAME STATISTICS

DATE	OPPONENT	MIN	FG	%	3FG	%	FT	%	O	D	T	PF	A	TO	B	S	PT
N25	Incarnate Word	17	0-3	.000	0-3	.000	0-0	.000	0	1	1	0	0	0	0	1	0
N28	Central Arkansas	17	0-6	.000	0-5	.000	0-0	.000	0	1	1	1	0	1	0	2	0
D2	Iowa State	14	0-2	.000	0-2	.000	0-0	.000	0	2	2	1	1	1	0	0	0
D9	Lamar	9	1-2	.500	0-1	.000	0-0	.000	0	0	0	0	1	0	0	1	2
D13	Middle Tennessee	12	3-6	.500	3-6	.500	0-0	.000	0	0	0	2	1	0	0	0	9
D19	at Texas Tech	7	1-2	.500	1-2	.500	0-0	.000	0	0	0	1	0	0	0	0	3
D22	Oral Roberts	9	0-2	.000	0-2	.000	0-0	.000	0	0	0	1	0	0	0	0	0
J2	Baylor	15	1-2	.500	1-2	.500	0-0	.000	0	0	0	0	0	0	0	0	3
J6	Oklahoma State	24	5-11	.455	4-10	.400	0-0	.000	0	3	3	4	2	2	0	0	14
J9	at Oklahoma State	16	0-4	.000	0-4	.000	0-0	.000	0	1	1	0	0	0	0	0	0
J17	Kansas	13	2-3	.667	2-3	.667	0-0	.000	0	0	0	0	0	1	0	0	6
J20	at Texas	12	1-3	.333	1-3	.333	0-0	.000	0	0	0	0	0	0	0	0	3
J23	Texas Tech	23	4-7	.571	4-7	.571	2-2	1.000	1	1	2	1	0	1	0	0	14
J26	at Baylor	25	1-4	.250	1-3	.333	0-0	.000	0	1	1	0	0	1	0	1	3
J30	West Virginia	19	1-6	.167	1-6	.167	2-3	.667	0	1	1	1	0	1	0	0	5
F7	at Kansas	25	3-6	.500	3-6	.500	0-0	.000	0	2	2	3	0	0	0	0	9
F10	Kansas State	28	6-12	.500	6-12	.500	2-2	1.000	0	0	0	2	0	0	0	0	20
F13	at Iowa State	32	2-5	.400	2-4	.500	0-0	.000	0	1	1	2	0	1	0	0	6
F20	at West Virginia	33	2-7	.286	2-7	.286	3-3	1.000	0	0	0	1	4	2	0	2	9
F24	Oklahoma	27	2-11	.182	2-11	.182	0-0	.000	0	1	1	1	1	1	1	0	6
M1	at Kansas State	32	3-9	.333	2-7	.286	0-0	.000	0	2	2	2	0	1	0	0	8
M4	at Oklahoma	32	5-10	.500	3-8	.375	0-0	.000	0	0	0	3	1	1	0	0	13
M7	Texas	8	0-0	.000	0-0	.000	0-0	.000	0	1	1	0	0	0	0	0	0

## SEASON/CAREER HIGHS

<b>POINTS</b>		
2020-21:	20	Kansas State (02/10/21)
Career:	20	Kansas State (02/10/21)
<b>MINUTES</b>		
2020-21:	32	at Iowa State (02/13/21)
Career:	32	at Iowa State (02/13/21)
<b>FIELD GOALS</b>		
2020-21:	6	Kansas State (02/10/21)
Career:	6	Kansas State (02/10/21)
<b>3-POINT FIELD GOALS</b>		
2020-21:	6	Kansas State (02/10/21)
Career:	6	Kansas State (02/10/21)
<b>FREE THROWS</b>		
2020-21:	3	at West Virginia (02/20/21)
Career:	3	at West Virginia (02/20/21)
<b>REBOUNDS</b>		
2020-21:	3	Oklahoma State (01/06/21)
Career:	3	Oklahoma State (01/06/21)
<b>ASSISTS</b>		
2020-21:	4	at West Virginia (02/20/21)
Career:	4	at West Virginia (02/20/21)
<b>BLOCKS</b>		
2020-21:	1	Oklahoma (02/24/21)
Career:	1	Oklahoma (02/24/21)
<b>STEALS</b>		
2020-21:	2 (2x)	last, at West Virginia (02/20/21)
Career:	2 (2x)	last, at West Virginia (02/20/21)

## AJA HOLMES' CAREER STATISTICS

	GP	GS	MIN	AVG. FG	ATT	PCT	3FG	ATT	PCT	FT	ATT	PCT	OFF	DEF	TOT	AVG.	PF	D	AST	A/G	TO	B	S	TP	AVG.	
2020-21	23	4	449	19.5	43	123	.350	38	114	.333	9	10	.900	1	18	19	0.8	26	0	11	0.5	14	1	7	133	5.8
<b>TOTAL</b>	<b>23</b>	<b>4</b>	<b>449</b>	<b>19.5</b>	<b>43</b>	<b>123</b>	<b>.350</b>	<b>38</b>	<b>114</b>	<b>.333</b>	<b>9</b>	<b>10</b>	<b>.900</b>	<b>1</b>	<b>18</b>	<b>19</b>	<b>0.8</b>	<b>26</b>	<b>0</b>	<b>11</b>	<b>0.5</b>	<b>14</b>	<b>1</b>	<b>7</b>	<b>133</b>	<b>5.8</b>



# LAUREN HEARD

5-9 | G | SR.

DENTON, TEXAS | GUYER HIGH SCHOOL

# 20



### 2019-20 GAME-BY-GAME STATISTICS

DATE	OPPONENT	MIN	FG	%	3FG	%	FT	%	O	D	T	PF	A	TO	B	S	PT
N25	Incarnate Word	30	8-17	.471	1-4	.250	5-5	1.000	0	3	3	2	5	4	0	5	22
N28	Central Arkansas	33	5-15	.333	0-4	.000	7-9	.778	1	2	3	3	7	5	1	3	17
D2	Iowa State	31	5-14	.357	1-3	.333	7-12	.583	0	6	6	4	5	3	0	1	18
D9	Lamar	33	5-11	.455	2-3	.667	4-5	.800	1	9	10	1	5	2	0	1	16
D13	Middle Tennessee	36	8-13	.615	1-2	.500	8-9	.889	2	5	7	2	4	4	0	2	25
D19	at Texas Tech	39	8-18	.444	3-6	.500	8-9	.889	1	11	12	3	5	3	0	2	27
D22	Oral Roberts	33	3-11	.273	1-2	.500	9-14	.643	6	3	9	2	5	1	0	1	16
J2	Baylor	32	2-15	.133	1-1	1.000	9-14	.643	2	3	5	4	4	3	0	4	14
J6	Oklahoma State	24	2-12	.167	1-5	.200	1-2	.500	1	2	3	1	4	3	0	0	6
J9	at Oklahoma State	38	9-23	.391	4-11	.364	0-0	.000	0	7	7	3	5	2	0	1	22
J17	Kansas	43	6-16	.375	1-6	.167	6-11	.545	1	5	6	2	7	2	1	2	19
J20	at Texas	32	5-13	.385	2-5	.400	1-2	.500	0	5	5	2	2	7	0	3	13
J23	Texas Tech	38	8-22	.364	0-6	.000	7-7	1.000	0	11	11	0	6	2	1	0	23
J26	at Baylor	37	4-22	.182	1-6	.167	5-10	.500	2	7	9	3	4	7	0	3	14
J30	West Virginia	39	12-16	.750	1-2	.500	9-9	1.000	0	4	4	3	5	5	0	1	34
F7	at Kansas	38	6-19	.316	0-2	.000	7-11	.636	2	2	4	4	7	4	0	1	19
F10	Kansas State	39	9-16	.563	4-8	.500	5-6	.833	0	8	8	2	9	2	0	5	27
F13	at Iowa State	40	10-14	.714	0-1	.000	6-8	.750	0	7	7	0	9	3	0	1	26
F20	at West Virginia	33	12-20	.600	4-5	.800	10-15	.667	2	7	9	5	5	3	0	0	38
F24	Oklahoma	39	4-11	.364	0-2	.000	1-1	1.000	1	8	9	0	4	8	0	4	9
M1	at Kansas State	42	12-27	.444	5-13	.385	6-7	.857	2	4	6	1	3	3	0	2	35
M4	at Oklahoma	36	9-18	.500	0-3	.000	13-18	.722	3	6	9	1	2	4	0	11	31
M7	Texas	38	10-21	.476	0-2	.000	8-12	.667	1	9	10	4	4	4	0	6	28

### SEASON/CAREER HIGHS

**POINTS**

2020-21:	38	at West Virginia (02/20/21)
Career:	38	at West Virginia (02/20/21)

**MINUTES**

2020-21:	43	Kansas (01/17/21)
Career:	43	Kansas (01/17/21)

**FIELD GOALS**

2020-21:	12 (3x)	last, at Kansas State (03/01/21)
Career:	12 (3x)	last, at Kansas State (03/01/21)

**3-POINT FIELD GOALS**

2020-21:	5	at Kansas State (03/01/21)
Career:	5 (3x)	last, at Kansas State (03/01/21)

**FREE THROWS**

2020-21:	13	at Oklahoma (03/04/21)
Career:	14	at Oklahoma State (01/29/20)

**REBOUNDS**

2020-21:	12	at Texas Tech (12/19/20)
Career:	15	Oklahoma State (02/23/20)

**ASSISTS**

2020-21:	9 (2x)	last, at Iowa State (02/13/21)
Career:	9 (2x)	last, at Iowa State (02/13/21)

**BLOCKS**

2020-21:	1(3x)	last, Texas Tech (01/23/21)
Career:	1(9x)	last, Texas Tech (01/23/21)

**STEALS**

2020-21:	11	at Oklahoma (03/04/21)
Career:	11	at Oklahoma (03/04/21)

### LAUREN HEARD'S CAREER STATISTICS

	GP	GS	MIN	AVG. FG	ATT	PCT	3FG	ATT	PCT	FT	ATT	PCT	OFF	DEF	TOT	AVG.	PF	D	AST	A/G	TO	B	S	TP	AVG.	
2017-18	36	6	709	19.7	70	.187	.374	20	.61	.328	63	.86	.733	26	81	107	3.0	75	0	61	1.7	56	1	37	223	6.2
2018-19	35	34	993	28.4	92	.293	.314	28	107	.262	91	140	.650	33	126	159	4.5	75	1	113	3.2	84	2	63	303	8.7
2019-20	29	29	893	30.8	166	.425	.391	31	86	.360	171	227	.753	58	134	192	6.6	80	1	117	4.0	111	3	62	534	18.4
2020-21	23	23	823	35.8	162	.384	.422	33	102	.324	142	196	.724	28	134	162	7.0	52	1	116	5.0	84	3	59	499	21.7
<b>TOTAL</b>	<b>123</b>	<b>92</b>	<b>3418</b>	<b>27.8</b>	<b>490</b>	<b>.289</b>	<b>.380</b>	<b>112</b>	<b>356</b>	<b>.315</b>	<b>467</b>	<b>649</b>	<b>.720</b>	<b>145</b>	<b>475</b>	<b>620</b>	<b>5.0</b>	<b>282</b>	<b>3</b>	<b>407</b>	<b>3.3</b>	<b>335</b>	<b>9</b>	<b>221</b>	<b>1559</b>	<b>12.7</b>



# KAYLA MOKWUAH

6-4 | G | JR.

LONGMEADOW, MASS. | WILBRAHAM & MONSON ACADEMY (GEORGE WASHINGTON)

# 22



## 2020-21 GAME-BY-GAME STATISTICS

DATE	OPPONENT	MIN	FG	%	3FG	%	FT	%	O	D	T	PF	A	TO	B	S	PT
N25	Incarnate Word	9	2-4	.500	0-0	.000	1-2	.500	3	0	3	4	0	0	0	1	5
N28	Central Arkansas	14	3-6	.500	0-0	.000	0-0	.000	1	0	1	1	1	0	1	0	6
D2	Iowa State	8	1-2	.500	0-0	.000	0-0	.000	1	0	1	0	0	0	0	0	2
D9	Lamar	6	3-7	.429	0-0	.000	1-1	1.000	1	1	2	4	0	1	0	0	7
D13	Middle Tennessee	7	1-1	1.000	0-0	.000	0-0	.000	0	1	1	2	0	0	0	0	2
D19	at Texas Tech	16	3-5	.600	0-0	.000	2-2	1.000	2	1	3	2	2	3	2	0	8
D22	Oral Roberts	18	5-9	.556	0-0	.000	0-0	.000	2	1	3	4	2	5	2	2	10
J2	Baylor	21	2-7	.286	0-0	.000	0-0	.000	1	5	6	2	0	2	1	0	4
J6	Oklahoma State	6	1-4	.250	0-0	.000	0-0	.000	2	0	2	5	1	0	0	0	2
J9	at Oklahoma State	16	3-9	.333	0-0	.000	0-0	.000	1	0	1	1	0	3	0	0	6
J17	Kansas	11	0-1	.000	0-0	.000	0-0	.000	0	1	1	2	0	1	2	1	0
J20	at Texas	21	0-3	.000	0-0	.000	0-0	.000	0	4	4	4	0	1	1	0	0
J23	Texas Tech	4	0-0	.000	0-0	.000	0-0	.000	1	1	2	2	0	1	0	0	0
J26	at Baylor	13	4-7	.571	0-0	.000	0-0	.000	3	2	5	1	0	0	0	1	8
J30	West Virginia	7	1-2	.500	0-0	.000	0-0	.000	0	1	1	2	0	3	1	0	2
F7	at Kansas	4	1-1	1.000	0-0	.000	0-0	.000	1	1	2	2	0	1	0	0	2
F10	Kansas State	10	2-3	.667	0-0	.000	0-0	.000	0	0	0	2	1	0	1	0	4
F13	at Iowa State	3	0-1	.000	0-0	.000	0-0	.000	0	0	0	1	0	0	0	0	0
F20	at West Virginia	5	0-1	.000	0-0	.000	0-0	.000	0	0	0	1	0	0	0	0	0
F24	Oklahoma	13	3-3	1.000	0-0	.000	2-5	.400	1	1	2	0	0	1	0	0	8
M1	at Kansas State	14	1-4	.250	0-0	.000	2-2	1.000	2	2	4	4	0	0	3	1	4
M4	at Oklahoma	9	1-2	.500	0-0	.000	0-0	.000	1	2	3	3	0	1	0	0	2
M7	Texas	10	2-6	.333	0-0	.000	0-0	.000	1	0	1	1	0	0	1	0	4

## SEASON/CAREER HIGHS

POINTS	MINUTES	FIELD GOALS	3-POINT FIELD GOALS	FREE THROWS	REBOUNDS	ASSISTS	BLOCKS	STEALS
2020-21: 10	2020-21: 21 (2x)	2020-21: 5	2020-21: --	2020-21: 2 (3x)	2020-21: 6	2020-21: 2 (2x)	2020-21: 3	2020-21: 2
Career: 18 (2x)	Career: 27	Career: 9 (2x)	Career: --	Career: 7	Career: 16	Career: 4	Career: 3	Career: 4
Oral Roberts (12/22/20)	last, at Texas (01/20/21)	Oral Roberts (12/22/20)	last, at Kansas State (03/01/21)	last, at Kansas State (03/01/21)	Baylor (01/02/21)	last, Oral Roberts (12/22/20)	at Kansas State (03/01/21)	Oral Roberts (12/22/20)
last, Rhode Island (02/25/20)*	Georgetown (11/24/19)*	last, Rhode Island (02/25/20)*	--	at UMass (02/20/19)	at UMass (02/20/19)	at George Mason (01/04/20)	at Kansas State (03/01/21)	at Memphis (11/17/19)*

\* - at George Washington

## KAYLA MOKWUAH'S CAREER STATISTICS (TCU STATISTICS ONLY)

OVERALL	GP	GS	MIN	AVG.	FG	ATT	PCT	3FG	ATT	PCT	FT	ATT	PCT	OFF	DEF	TOT	AVG.	PF	D	AST	A/G	TO	B	S	TP	AVG.
2020-21	23	5	245	10.7	39	88	.443	0	0	.000	8	12	.667	24	24	48	2.1	50	1	7	0.3	23	15	6	86	3.7
<b>TOTAL</b>	<b>23</b>	<b>5</b>	<b>245</b>	<b>10.7</b>	<b>39</b>	<b>88</b>	<b>.443</b>	<b>0</b>	<b>0</b>	<b>.000</b>	<b>8</b>	<b>12</b>	<b>.667</b>	<b>24</b>	<b>24</b>	<b>48</b>	<b>2.1</b>	<b>50</b>	<b>1</b>	<b>7</b>	<b>0.3</b>	<b>23</b>	<b>15</b>	<b>6</b>	<b>86</b>	<b>3.7</b>



# MICHELLE BERRY

6-2 | F | SR.

MIAMI, FLA. | MIAMI COUNTRY DAY (VIRGINIA TECH)

# 23



### 2019-20 GAME-BY-GAME STATISTICS

DATE	OPPONENT	MIN	FG	%	3FG	%	FT	%	O	D	T	PF	A	TO	B	S	PT
N25	Incarinate Word	29	2-7	.286	0-1	.000	0-0	.000	1	2	3	4	1	3	0	2	4
N28	Central Arkansas	29	4-9	.444	1-2	.500	0-0	.000	0	5	5	1	2	2	0	1	9
D2	Iowa State	31	4-10	.400	2-5	.400	5-5	1.000	2	7	9	3	0	2	0	1	15
D9	Lamar	34	2-6	.333	0-2	.000	0-0	.000	3	7	10	4	3	6	0	0	4
D13	Middle Tennessee	36	4-11	.364	3-6	.500	2-2	1.000	2	6	8	1	2	2	0	0	13
D19	at Texas Tech	37	5-10	.500	2-6	.333	2-2	1.000	2	7	9	5	4	1	0	1	14
D22	Oral Roberts	40	1-2	.500	0-0	.000	3-4	.750	1	8	9	0	2	1	1	2	5
J2	Baylor	31	3-10	.300	2-5	.400	0-1	.000	1	4	5	3	0	4	1	1	8
J6	Oklahoma State	28	2-9	.222	0-2	.000	3-4	.750	3	4	7	0	1	3	0	0	7
J9	at Oklahoma State	38	3-9	.333	3-8	.375	0-0	.000	0	8	8	0	1	1	0	2	9
J17	Kansas	41	4-9	.444	2-6	.333	0-0	.000	2	11	13	2	3	0	2	0	10
J20	at Texas	39	5-15	.333	4-8	.500	0-0	.000	1	6	7	0	2	0	0	0	14
J23	Texas Tech	40	5-14	.357	3-5	.600	1-2	.500	5	8	13	1	1	4	0	0	14
J26	at Baylor	33	4-12	.333	1-7	.143	3-3	1.000	0	4	4	3	0	1	0	2	12
J30	West Virginia	38	1-10	.100	0-7	.000	0-0	.000	2	6	8	1	1	1	0	0	2
F7	at Kansas	34	2-7	.286	1-4	.250	0-0	.000	2	8	10	1	0	1	0	2	5
F10	Kansas State	37	5-13	.385	2-4	.500	3-5	.600	2	4	6	0	5	3	0	3	15
F13	at Iowa State	37	4-9	.444	3-7	.429	2-2	1.000	0	5	5	3	2	2	0	4	13
F20	at West Virginia	37	4-9	.444	2-6	.333	0-0	.000	0	4	4	1	0	1	0	2	10
F24	Oklahoma	14	0-4	.000	0-1	.000	0-0	.000	1	0	1	1	0	0	0	0	0
M1	at Kansas State	37	4-10	.400	1-6	.167	0-0	.000	1	4	5	2	4	4	0	1	9
M4	at Oklahoma	36	3-10	.300	1-5	.200	2-2	1.000	1	4	5	1	5	2	0	2	9
M7	Texas	35	2-6	.333	1-4	.250	0-0	.000	0	3	3	0	3	0	0	0	5

### SEASON/CAREER HIGHS

**POINTS**  
 2020-21: 15 (2x) last, Kansas State (02/10/21)  
 Career: 38 Portland State (11/13/15)\*

**MINUTES**  
 2020-21: 41 Kansas (01/17/21)  
 Career: 42 Wyoming (11/24/15)\*

**FIELD GOALS**  
 2020-21: 5 (4x) last, Kansas State (02/10/21)  
 Career: 13 Portland State (11/13/15)\*

**3-POINT FIELD GOALS**  
 2020-21: 4 at Texas (01/20/21)  
 Career: 4 at Texas (01/20/21)

**FREE THROWS**  
 2020-21: 5 Iowa State (12/02/20)  
 Career: 9 Portland State (11/13/15)\*

**REBOUNDS**  
 2020-21: 13 (2x) last, Texas Tech (01/23/21)  
 Career: 14 Cal Poly (02/18/16)\*

**ASSISTS**  
 2020-21: 5 (2x) last, at Oklahoma (03/04/21)  
 Career: 6 at LBSU (01/20/16)\*

**BLOCKS**  
 2020-21: 2 Kansas (01/17/21)  
 Career: 2 Kansas (01/17/21)

**STEALS**  
 2020-21: 4 at Iowa State (02/13/21)  
 Career: 5 at Pepperdine (11/20/15)\*

\* - at Cal State Fullerton

### MICHELLE BERRY'S CAREER STATISTICS (TCU STATISTICS ONLY)

	GP	GS	MIN	AVG. FG	ATT	PCT	3FG	ATT	PCT	FT	ATT	PCT	OFF	DEF	TOT	AVG.	PF	D	AST	A/G	TO	B	S	TP	AVG.	
2019-20	29	1	606	20.9	62	155	.400	18	55	.327	19	30	.633	43	111	154	5.3	46	0	25	0.9	35	5	18	161	5.6
2020-21	23	20	791	34.4	73	211	.346	34	107	.318	26	32	.813	32	125	157	6.8	37	1	42	1.8	44	4	26	206	9.0
<b>TOTAL</b>	<b>52</b>	<b>21</b>	<b>1397</b>	<b>26.9</b>	<b>135</b>	<b>366</b>	<b>.369</b>	<b>52</b>	<b>162</b>	<b>.321</b>	<b>45</b>	<b>62</b>	<b>.726</b>	<b>75</b>	<b>236</b>	<b>311</b>	<b>6.0</b>	<b>83</b>	<b>1</b>	<b>67</b>	<b>1.3</b>	<b>79</b>	<b>9</b>	<b>44</b>	<b>367</b>	<b>7.1</b>



**ADHEL  
TAC**

5-11 | F | FR.

GARLAND, TEXAS | SACHSE HIGH SCHOOL

**24**



**2020-21 GAME-BY-GAME STATISTICS**

DATE	OPPONENT	MIN	FG	%	3FG	%	FT	%	O	D	T	PF	A	TO	B	S	PT
N25	Incarnate Word	3	0-1	.000	0-0	.000	0-0	.000	0	2	2	0	0	0	1	0	0
N28	Central Arkansas	3	0-0	.000	0-0	.000	0-0	.000	0	1	1	1	1	1	0	0	0
12/2	Iowa State	4	1-2	.500	0-1	.000	0-0	.000	0	1	1	1	0	0	0	0	2
D9	Lamar	3	1-1	1.000	0-0	.000	0-2	.000	0	2	2	2	0	1	0	0	2
D13	Middle Tennessee	-	-	-	-	-	-	-	DNP	-	-	-	-	-	-	-	-
D19	at Texas Tech	-	-	-	-	-	-	-	DNP	-	-	-	-	-	-	-	-
D22	Oral Roberts	3	1-1	1.000	0-0	.000	0-0	.000	0	0	0	0	0	0	0	0	2
J2	Baylor	10	0-2	.000	0-0	.000	1-2	.500	0	2	2	0	0	0	0	1	1
J6	Oklahoma State	3	2-2	1.000	0-0	.000	0-0	.000	2	0	2	0	0	0	0	0	4
J9	at Oklahoma State	16	0-3	.000	0-1	.000	0-0	.000	3	4	7	2	0	1	0	1	0
J17	Kansas	-	-	-	-	-	-	-	DNP	-	-	-	-	-	-	-	-
J20	at Texas	3	0-0	.000	0-0	.000	0-0	.000	0	1	1	1	0	0	0	0	0
J23	Texas Tech	3	0-0	.000	0-0	.000	0-0	.000	0	1	1	1	0	1	0	0	0
J26	at Baylor	1	0-0	.000	0-0	.000	0-0	.000	0	0	0	0	0	0	0	0	0
J30	West Virginia	-	-	-	-	-	-	-	DNP	-	-	-	-	-	-	-	-
F7	at Kansas	-	-	-	-	-	-	-	DNP	-	-	-	-	-	-	-	-
F10	Kansas State	-	-	-	-	-	-	-	DNP	-	-	-	-	-	-	-	-
F13	at Iowa State	-	-	-	-	-	-	-	DNP	-	-	-	-	-	-	-	-
F20	at West Virginia	0	0-0	.000	0-0	.000	0-0	.000	0	0	0	0	0	0	0	0	0
F24	Oklahoma	1	0-0	.000	0-0	.000	0-0	.000	0	0	0	1	0	0	0	0	0
M1	at Kansas State	-	-	-	-	-	-	-	DNP	-	-	-	-	-	-	-	-
M4	at Oklahoma	-	-	-	-	-	-	-	DNP	-	-	-	-	-	-	-	-
M7	Texas	-	-	-	-	-	-	-	DNP	-	-	-	-	-	-	-	-

**SEASON/CAREER HIGHS**

<b>POINTS</b>	2020-21: 4	Oklahoma State (01/06/21)
Career: 4	Oklahoma State (01/06/21)	
<b>MINUTES</b>	2020-21: 16	at Oklahoma State (01/09/21)
Career: 16	at Oklahoma State (01/09/21)	
<b>FIELD GOALS</b>	2020-21: 2	Oklahoma State (01/06/21)
Career: 2	Oklahoma State (01/06/21)	
<b>3-POINT FIELD GOALS</b>	2020-21: --	--
Career: --	--	--
<b>FREE THROWS</b>	2020-21: 1	Baylor (01/02/21)
Career: 1	Baylor (01/02/21)	
<b>REBOUNDS</b>	2020-21: 7	at Oklahoma State (01/09/21)
Career: 7	at Oklahoma State (01/09/21)	
<b>ASSISTS</b>	2020-21: 1	Central Arkansas (11/28/20)
Career: 1	Central Arkansas (11/28/20)	
<b>BLOCKS</b>	2020-21: 1	Incarnate Word (11/25/20)
Career: 1	Incarnate Word (11/25/20)	
<b>STEALS</b>	2020-21: 1(2x) last, at Oklahoma State (01/09/21)	
Career: 1(2x) last, at Oklahoma State (01/09/21)		

**ADHEL TAC'S CAREER STATISTICS**

	GP	GS	MIN	AVG. FG	ATT	PCT	3FG	ATT	PCT	FT	ATT	PCT	OFF	DEF	TOT	AVG.	PF	D	AST	A/G	TO	B	S	TP	AVG.	
2020-21	13	0	53	4.1	5	12	.417	0	2	.000	1	4	.250	5	14	19	1.5	9	0	1	0.1	4	1	2	11	0.8
<b>TOTAL</b>	<b>13</b>	<b>0</b>	<b>53</b>	<b>4.1</b>	<b>5</b>	<b>12</b>	<b>.417</b>	<b>0</b>	<b>2</b>	<b>.000</b>	<b>1</b>	<b>4</b>	<b>.250</b>	<b>5</b>	<b>14</b>	<b>19</b>	<b>1.5</b>	<b>9</b>	<b>0</b>	<b>1</b>	<b>0.1</b>	<b>4</b>	<b>1</b>	<b>2</b>	<b>11</b>	<b>0.8</b>



# PATRICIA MORRIS

6-7 | F | JR.

DUARTE, CALIF. | DUARTE HIGH SCHOOL (OREGON STATE)

# 32



## 2020-21 GAME-BY-GAME STATISTICS

DATE	OPPONENT	MIN	FG	%	3FG	%	FT	%	O	D	T	PF	A	TO	B	S	PT
N25	Incarnate Word	-	-	-	-	-	-	-	DNP	-	-	-	-	-	-	-	-
N28	Central Arkansas	4	0-1	.000	0-0	.000	2-2	1.000	1	2	3	3	0	3	0	0	2
D2	Iowa State	3	0-0	.000	0-0	.000	1-2	.500	0	0	0	1	0	0	0	0	1
D9	Lamar	8	3-4	.750	0-0	.000	0-0	.000	0	3	3	2	0	0	1	0	6
D13	Middle Tennessee	-	-	-	-	-	-	-	DNP	-	-	-	-	-	-	-	-
D19	at Texas Tech	4	0-0	.000	0-0	.000	0-0	.000	0	0	0	1	0	0	0	0	0
D22	Oral Roberts	5	1-2	.500	0-0	.000	0-0	.000	0	1	1	5	0	4	2	0	2
J2	Baylor	-	-	-	-	-	-	-	DNP	-	-	-	-	-	-	-	-
J6	Oklahoma State	-	-	-	-	-	-	-	DNP	-	-	-	-	-	-	-	-
J9	at Oklahoma State	-	-	-	-	-	-	-	DNP	-	-	-	-	-	-	-	-
J17	Kansas	-	-	-	-	-	-	-	DNP	-	-	-	-	-	-	-	-
J20	at Texas	-	-	-	-	-	-	-	DNP	-	-	-	-	-	-	-	-
J23	Texas Tech	-	-	-	-	-	-	-	DNP	-	-	-	-	-	-	-	-
J26	at Baylor	-	-	-	-	-	-	-	DNP	-	-	-	-	-	-	-	-
J30	West Virginia	15	0-0	.000	0-0	.000	8-8	1.000	0	2	2	4	0	3	2	0	8
F7	at Kansas	18	4-6	.667	0-0	.000	2-2	1.000	1	3	4	3	0	1	3	0	10
F10	Kansas State	18	1-2	.500	0-0	.000	1-1	1.000	3	1	4	4	0	1	0	0	3
F13	at Iowa State	11	0-1	.000	0-0	.000	1-2	.500	2	1	3	1	0	2	0	1	1
F20	at West Virginia	17	1-1	1.000	0-0	.000	0-0	.000	0	3	3	2	0	1	1	0	2
F24	Oklahoma	2	0-0	.000	0-0	.000	1-2	.500	0	0	0	2	0	1	0	0	1
M1	at Kansas State	7	0-1	.000	0-0	.000	0-0	.000	0	3	3	5	0	0	1	0	0
M4	at Oklahoma	11	2-3	.667	0-0	.000	1-1	1.000	1	1	2	1	0	2	1	0	5
M7	Texas	8	1-1	1.000	0-0	.000	0-0	.000	0	1	1	2	0	1	1	0	2

## SEASON/CAREER HIGHS

POINTS	2020-21:	10	at Kansas (02/07/21)
Career:	13	California (01/17/20)*	

MINUTES	2020-21:	18	at Kansas (02/07/21)
Career:	18	at Kansas (02/07/21)	

FIELD GOALS	2020-21:	4	at Kansas (02/07/21)
Career:	6	California (01/17/20)*	

3-POINT FIELD GOALS	2020-21:	--	--
Career:	--	--	

FREE THROWS	2020-21:	8	West Virginia (01/30/21)
Career:	8	West Virginia (01/30/21)	

REBOUNDS	2020-21:	4 (2x)	last, Kansas State (02/10/21)
Career:	5 (2x)	last, vs. Washington St. (03/05/20)*	

ASSISTS	2020-21:	--	--
Career:	--	--	

BLOCKS	2020-21:	3	at Kansas (02/07/21)
Career:	3 (2x)	last, at Kansas (02/07/21)	

STEALS	2020-21:	1	at Iowa State (02/13/21)
Career:	1 (2x)	last, at Iowa State (02/13/21)	

\* - at Oregon State

## PATRICIA MORRIS' CAREER STATISTICS (TCU STATISTICS ONLY)

	GP	GS	MIN	AVG. FG	ATT	PCT	3FG	ATT	PCT	FT	ATT	PCT	OFF	DEF	TOT	AVG.	PF	D	AST	A/G	TO	B	S	TP	AVG.	
2020-21	14	4	131	9.4	13	22	.591	0	0	.000	17	20	.850	8	21	29	2.1	36	2	0	0.0	19	12	1	43	3.1
<b>TOTAL</b>	<b>14</b>	<b>4</b>	<b>131</b>	<b>9.4</b>	<b>13</b>	<b>22</b>	<b>.591</b>	<b>0</b>	<b>0</b>	<b>.000</b>	<b>17</b>	<b>20</b>	<b>.850</b>	<b>8</b>	<b>21</b>	<b>29</b>	<b>2.1</b>	<b>36</b>	<b>2</b>	<b>0</b>	<b>0.0</b>	<b>19</b>	<b>12</b>	<b>1</b>	<b>43</b>	<b>3.1</b>

TCU BASKETBALL COMBINED STATISTICS



2020-21 TCU Women's Basketball  
Combined Team Statistics  
All games

Game Records

Record	Overall	Home	Away	Neutral
ALL GAMES	9-14	8-6	1-8	0-0
CONFERENCE	4-14	3-6	1-8	0-0
NON-CONFERENCE	5-0	5-0	0-0	0-0

Score by Periods

Team	1st	2nd	3rd	4th	OT	TOT
TCU	334	352	420	438	25	1569
Opponents	400	399	455	384	25	1663

Team Box Score

No.	Player	Total			3-Point		F-Throw		Rebounds				Other									
		GP-GS	MIN	AVG	FG-FGA	FG%	3FG-FGA	3FG%	FT-FTA	FT%	OFF	DEF	TOT	AVG	PF	DQ	A	TO	BLK	STL	PTS	AVG
20	HEARD, Lauren	23-23	823:35	35.8	162-385	.421	33-103	.320	142-196	.724	29	134	163	7.1	52	1	116	84	3	59	499	21.7
23	BERRY, Michelle	23-20	795:47	34.6	73-211	.346	34-107	.318	26-32	.813	32	125	157	6.8	37	1	42	44	4	26	206	9.0
13	DIGGS, Tavy	23-10	481:18	20.9	89-169	.527	2-10	.200	17-28	.607	22	56	78	3.4	60	3	35	36	6	15	197	8.6
5	MORRIS, Yummy	23-14	430:08	18.7	67-138	.486	0-0	.000	27-30	.900	31	68	99	4.3	51	1	17	37	18	9	161	7.0
15	HOLMES, Aja	23-4	448:23	19.5	43-123	.350	38-114	.333	9-10	.900	1	18	19	0.8	26	0	11	14	1	7	133	5.8
1	JACKSON, Aahliyah	22-22	615:19	28.0	40-129	.310	25-74	.338	20-37	.541	14	52	66	3.0	57	1	27	29	11	20	125	5.7
0	GERMOND, Caroline	23-13	535:35	23.3	35-123	.285	12-55	.218	6-10	.600	9	39	48	2.1	59	0	75	38	3	18	88	3.8
22	MOKWUAH, Kayla	23-5	243:59	10.6	39-88	.443	0-0	.000	8-12	.667	24	24	48	2.1	50	1	7	23	15	6	86	3.7
32	MORRIS, Patricia	14-4	132:45	9.5	13-22	.591	0-0	.000	17-20	.850	8	21	29	2.1	36	2	0	19	12	1	43	3.1
4	CONN, Amari	12-0	64:10	5.3	7-12	.583	5-9	.556	1-2	.500	0	7	7	0.6	3	0	1	5	1	2	20	1.7
24	TAC, Adhel	13-0	52:22	4.0	5-12	.417	0-2	.000	1-4	.250	5	14	19	1.5	9	0	1	4	1	2	11	0.8
10	SCHMIDT, Emma	4-0	05:12	1.3	0-1	.000	0-1	.000	0-2	.000	1	2	3	0.8	1	0	0	0	0	0	0	0.0
12	MORGAN, Aaliyah	7-0	21:26	3.1	0-2	.000	0-2	.000	0-0	.000	0	4	4	0.6	1	0	3	2	0	0	0	0.0
Team											49	47	96					12				
<b>Total</b>		<b>23</b>	<b>4650</b>		<b>573-1415</b>	<b>.405</b>	<b>149-477</b>	<b>.312</b>	<b>274-383</b>	<b>.715</b>	<b>225</b>	<b>611</b>	<b>836</b>	<b>36.3</b>	<b>442</b>	<b>10</b>	<b>335</b>	<b>347</b>	<b>75</b>	<b>165</b>	<b>1569</b>	<b>68.2</b>
<b>Opponents</b>		<b>23</b>	<b>4650</b>		<b>594-1413</b>	<b>.420</b>	<b>151-474</b>	<b>.319</b>	<b>324-423</b>	<b>.766</b>	<b>231</b>	<b>658</b>	<b>889</b>	<b>38.7</b>	<b>374</b>	<b>6</b>	<b>367</b>	<b>353</b>	<b>94</b>	<b>163</b>	<b>1663</b>	<b>72.3</b>

Team Statistics

	TCU	OPP
<b>Scoring</b>	<b>1569</b>	<b>1663</b>
Points per game	68.2	72.3
Scoring margin	-4.1	-
<b>Field goals-att</b>	<b>573-1415</b>	<b>594-1413</b>
Field goal pct	.405	.420
<b>3 point fg-att</b>	<b>149-477</b>	<b>151-474</b>
3-point FG pct	.312	.319
3-pt FG made per game	6.5	6.6
<b>Free throws-att</b>	<b>274-383</b>	<b>324-423</b>
Free throw pct	.715	.766
F-Throws made per game	11.9	14.1
<b>Rebounds</b>	<b>836</b>	<b>889</b>
Rebounds per game	36.3	38.7
Rebounding margin	-2.3	-
<b>Assists</b>	<b>335</b>	<b>367</b>
Assists per game	14.6	16.0
<b>Turnovers</b>	<b>347</b>	<b>353</b>
Turnovers per game	15.1	15.3
Turnover margin	+0.3	-
Assist/turnover ratio	1.0	1.0
<b>Steals</b>	<b>165</b>	<b>163</b>
Steals per game	7.2	7.1
<b>Blocks</b>	<b>75</b>	<b>94</b>
Blocks per game	3.3	4.1
<b>Winning streak</b>	<b>0</b>	<b>-</b>
Home win streak	0	-
<b>Attendance</b>	<b>12823</b>	<b>9208</b>
Home games-Avg/Game	14-916	9-1023
Neutral site-Avg/Game	-	0-0

Team Results

Date	Opponent	Score	Att.
11/25/2020	Incarnate Word	W 84-59	844
11/28/2020	Central Ark.	W 65-48	802
12/02/2020	Iowa St.	L 68-91	715
12/09/2020	Lamar University	W 79-53	768
12/13/2020	Middle Tenn.	W 83-77	736
12/19/2020	at Texas Tech	L 72-78	2612
12/22/2020	Oral Roberts	W 62-48	841
01/02/2021	Baylor	L 50-74	1605
01/06/2021	Oklahoma St.	L 53-78	760
01/09/2021	at Oklahoma St.	L 50-69	1059
01/17/2021	Kansas	Wot 81-78	914
01/20/2021	at Texas	L 54-71	0
01/23/2021	Texas Tech	W 61-53	1165
01/26/2021	at Baylor	L 49-82	2261
01/30/2021	West Virginia	L 70-79	904
02/07/2021	at Kansas	L 72-82	352
02/10/2021	Kansas St.	W 78-67	824
02/13/2021	at Iowa St.	L 81-92	762
02/20/2021	at West Virginia	L 78-81	1236
02/24/2021	Oklahoma	L 60-76	854
03/01/2021	at Kansas St.	Lot 76-79	503
03/04/2021	at Oklahoma	W 83-79	423
03/07/2021	Texas	L 60-69	1091

OVERALL STATISTICS

Game Records

Record	Overall	Home	Away	Neutral
ALL GAMES	9-14	8-6	1-8	0-0
CONFERENCE	4-14	3-6	1-8	0-0
NON-CONFERENCE	5-0	5-0	0-0	0-0

Team Box Score

No.	Player	Total			3-Point		F-Throw		Rebounds				PF		DQ		A		TO		BLK		STL		PTS		AVG
		GP-GS	MIN	AVG	FG-FGA	FG%	3FG-FGA	3FG%	FT-FTA	FT%	OFF	DEF	TOT	AVG	P	D	A	TO	BLK	STL	PTS	AVG					
20	HEARD, Lauren	23-23	823:35	35.8	162-385	.421	33-103	.320	142-196	.724	29	134	163	7.1	52	1	116	84	3	59	499	21.7					
23	BERRY, Michelle	23-20	795:47	34.6	73-211	.346	34-107	.318	26-32	.813	32	125	157	6.8	37	1	42	44	4	26	206	9.0					
13	DIGGS, Tavy	23-10	481:18	20.9	89-169	.527	2-10	.200	17-28	.607	22	56	78	3.4	60	3	35	36	6	15	197	8.6					
5	MORRIS, Yummy	23-14	430:08	18.7	67-138	.486	0-0	.000	27-30	.900	31	68	99	4.3	51	1	17	37	18	9	161	7.0					
15	HOLMES, Aja	23-4	448:23	19.5	43-123	.350	38-114	.333	9-10	.900	1	18	19	0.8	26	0	11	14	1	7	133	5.8					
1	JACKSON, Aahliyah	22-22	615:19	28.0	40-129	.310	25-74	.338	20-37	.541	14	52	66	3.0	57	1	27	29	11	20	125	5.7					
0	GERMOND, Caroline	23-13	535:35	23.3	35-123	.285	12-55	.218	6-10	.600	9	39	48	2.1	59	0	75	38	3	18	88	3.8					
22	MOKWUAH, Kayla	23-5	243:59	10.6	39-88	.443	0-0	.000	8-12	.667	24	24	48	2.1	50	1	7	23	15	6	86	3.7					
32	MORRIS, Patricia	14-4	132:45	9.5	13-22	.591	0-0	.000	17-20	.850	8	21	29	2.1	36	2	0	19	12	1	43	3.1					
4	CONN, Amari	12-0	64:10	5.3	7-12	.583	5-9	.556	1-2	.500	0	7	7	0.6	3	0	1	5	1	2	20	1.7					
24	TAC, Adhel	13-0	52:22	4.0	5-12	.417	0-2	.000	1-4	.250	5	14	19	1.5	9	0	1	4	1	2	11	0.8					
10	SCHMIDT, Emma	4-0	05:12	1.3	0-1	.000	0-1	.000	0-2	.000	1	2	3	0.8	1	0	0	0	0	0	0	0.0					
12	MORGAN, Aaliyah	7-0	21:26	3.1	0-2	.000	0-2	.000	0-0	.000	0	4	4	0.6	1	0	3	2	0	0	0	0.0					
Team											49	47	96				12										
<b>Total</b>		<b>23</b>	<b>4650</b>		<b>573-1415</b>	<b>.405</b>	<b>149-477</b>	<b>.312</b>	<b>274-383</b>	<b>.715</b>	<b>225</b>	<b>611</b>	<b>836</b>	<b>36.3</b>	<b>442</b>	<b>10</b>	<b>335</b>	<b>347</b>	<b>75</b>	<b>165</b>	<b>1569</b>	<b>68.2</b>					
<b>Opponents</b>		<b>23</b>	<b>4650</b>		<b>594-1413</b>	<b>.420</b>	<b>151-474</b>	<b>.319</b>	<b>324-423</b>	<b>.766</b>	<b>231</b>	<b>658</b>	<b>889</b>	<b>38.7</b>	<b>374</b>	<b>6</b>	<b>367</b>	<b>353</b>	<b>94</b>	<b>163</b>	<b>1663</b>	<b>72.3</b>					

Score by Periods

Team	1st	2nd	3rd	4th	OT	TOT
TCU	334	352	420	438	25	1569
Opponents	400	399	455	384	25	1663

BIG 12 ONLY STATISTICS

Game Records

Record	Overall	Home	Away	Neutral
ALL GAMES	4-14	3-6	1-8	0-0
CONFERENCE	4-14	3-6	1-8	0-0
NON-CONFERENCE	0-0	0-0	0-0	0-0

Team Box Score

No.	Player	Total			3-Point		F-Throw		Rebounds				PF		DQ		A		TO		BLK		STL		PTS		AVG
		GP-GS	MIN	AVG	FG-FGA	FG%	3FG-FGA	3FG%	FT-FTA	FT%	OFF	DEF	TOT	AVG	P	D	A	TO	BLK	STL	PTS	AVG					
20	HEARD, Lauren	18-18	658:30	36.6	133-318	.418	28-88	.318	109-154	.708	19	112	131	7.3	42	1	90	68	2	47	403	22.4					
23	BERRY, Michelle	18-15	626:42	34.8	60-176	.341	30-96	.313	21-26	.808	25	97	122	6.8	27	1	32	30	3	21	171	9.5					
13	DIGGS, Tavy	18-8	373:08	20.7	72-138	.522	0-8	.000	14-23	.609	18	31	49	2.7	52	3	24	29	4	10	158	8.8					
15	HOLMES, Aja	18-4	384:03	21.3	39-104	.375	35-97	.361	9-10	.900	1	16	17	0.9	22	0	9	13	1	3	122	6.8					
1	JACKSON, Aahliyah	17-17	484:07	28.5	27-102	.265	23-69	.333	9-18	.500	9	46	55	3.2	45	1	19	22	6	12	86	5.1					
5	MORRIS, Yummy	18-9	307:28	17.1	36-86	.419	0-0	.000	17-17	1.000	19	47	66	3.7	40	1	11	30	11	6	89	4.9					
0	GERMOND, Caroline	18-11	407:41	22.6	22-88	.250	8-42	.190	6-10	.600	7	33	40	2.2	45	0	54	30	3	6	58	3.2					
22	MOKWUAH, Kayla	18-4	191:50	10.7	25-61	.410	0-0	.000	6-9	.667	17	21	38	2.1	35	1	4	17	12	3	56	3.1					
32	MORRIS, Patricia	11-4	113:44	10.3	9-15	.600	0-0	.000	15-18	.833	7	15	22	2.0	26	1	0	12	9	1	33	3.0					
4	CONN, Amari	8-0	52:28	6.6	4-8	.500	4-7	.571	1-2	.500	0	3	3	0.4	3	0	1	3	1	2	13	1.6					
24	TAC, Adhel	9-0	40:19	4.5	3-9	.333	0-2	.000	1-2	.500	5	9	14	1.6	6	0	0	2	0	2	7	0.8					
10	SCHMIDT, Emma	1-0	00:51	0.9	0-1	.000	0-1	.000	0-0	.000	0	0	0	0.0	0	0	0	0	0	0	0	0.0					
12	MORGAN, Aaliyah	4-0	09:10	2.3	0-2	.000	0-2	.000	0-0	.000	0	0	0	0.0	0	0	1	0	0	0	0	0.0					
Team											43	34	77				9										
<b>Total</b>		<b>18</b>	<b>3650</b>		<b>430-1108</b>	<b>.388</b>	<b>128-412</b>	<b>.311</b>	<b>208-289</b>	<b>.720</b>	<b>170</b>	<b>464</b>	<b>634</b>	<b>35.2</b>	<b>343</b>	<b>9</b>	<b>245</b>	<b>265</b>	<b>52</b>	<b>113</b>	<b>1196</b>	<b>66.4</b>					
<b>Opponents</b>		<b>18</b>	<b>3650</b>		<b>492-1118</b>	<b>.440</b>	<b>115-355</b>	<b>.324</b>	<b>279-355</b>	<b>.786</b>	<b>181</b>	<b>536</b>	<b>717</b>	<b>39.8</b>	<b>274</b>	<b>4</b>	<b>307</b>	<b>246</b>	<b>79</b>	<b>129</b>	<b>1378</b>	<b>76.6</b>					

Score by Periods

Team	1st	2nd	3rd	4th	OT	TOT
TCU	261	270	305	335	25	1196
Opponents	335	322	370	326	25	1378

TCU BASKETBALL SEASON/CAREER STATISTICS



2020-21 TCU Women's Basketball  
Season/Career Statistics  
All games

Summary

Player	Season Statistics										Career Statistics									
	GP-GS	MIN/G	FG%	3FG%	FT%	R/G	A/G	STL	BLK	PTS/G	GP-GS	MIN/G	FG%	3FG%	FT%	R/G	A/G	STL	BLK	PTS/G
BERRY, Michelle	23-20	34.6	.346	.318	.813	6.8	1.8	26	4	9.0	52-21	27.0	.369	.321	.726	6.0	1.3	44	9	7.1
CONN, Amari	12-0	5.3	.583	.556	.500	0.6	0.1	2	1	1.7	12-0	5.3	.583	.556	.500	0.6	0.1	2	1	1.7
DIGGS, Tavy	23-10	20.9	.527	.200	.607	3.4	1.5	15	6	8.6	35-10	14.9	.522	.200	.581	2.6	1.0	16	7	5.9
GERMOND, Caroline	23-13	23.3	.285	.218	.600	2.1	3.3	18	3	3.8	23-13	23.3	.285	.218	.600	2.1	3.3	18	3	3.8
HEARD, Lauren	23-23	35.8	.421	.320	.724	7.1	5.0	59	3	21.7	123-92	27.8	.380	.314	.720	5.0	3.3	221	9	12.7
HOLMES, Aja	23-4	19.5	.350	.333	.900	0.8	0.5	7	1	5.8	23-4	19.5	.350	.333	.900	0.8	0.5	7	1	5.8
JACKSON, Aahliyah	22-22	28.0	.310	.338	.541	3.0	1.2	20	11	5.7	22-22	28.0	.310	.338	.541	3.0	1.2	20	11	5.7
MOKWUAH, Kayla	23-5	10.6	.443	.000	.667	2.1	0.3	6	15	3.7	23-5	10.6	.443	.000	.667	2.1	0.3	6	15	3.7
MORGAN, Aaliyah	7-0	3.1	.000	.000	.000	0.6	0.4	0	0	0.0	7-0	3.1	.000	.000	.000	0.6	0.4	0	0	0.0
MORRIS, Patricia	14-4	9.5	.591	.000	.850	2.1	0.0	1	12	3.1	14-4	9.5	.591	.000	.850	2.1	0.0	1	12	3.1
MORRIS, Yummy	23-14	18.7	.486	.000	.900	4.3	0.7	9	18	7.0	77-14	11.1	.465	.000	.780	3.0	0.4	28	52	4.2
SCHMIDT, Emma	4-0	1.3	.000	.000	.000	0.8	0.0	0	0	0.0	4-0	1.3	.000	.000	.000	0.8	0.0	0	0	0.0
TAC, Adhel	13-0	4.0	.417	.000	.250	1.5	0.1	2	1	0.8	13-0	4.0	.417	.000	.250	1.5	0.1	2	1	0.8

Scoring

Player	Season Statistics								Career Statistics							
	FG-FGA	FG%	3FG-3FGA	3FG%	FT-FTA	FT%	PTS	PTS/G	FG-FGA	FG%	3FG-3FGA	3FG%	FT-FTA	FT%	PTS	PTS/G
BERRY, Michelle	73-211	.346	34-107	.318	26-32	.813	206	9.0	135-366	.369	52-162	.321	45-62	.726	367	7.1
CONN, Amari	7-12	.583	5-9	.556	1-2	.500	20	1.7	7-12	.583	5-9	.556	1-2	.500	20	1.7
DIGGS, Tavy	89-169	.527	2-10	.200	17-28	.607	197	8.6	94-180	.522	2-10	.200	18-31	.581	208	5.9
GERMOND, Caroline	35-123	.285	12-55	.218	6-10	.600	88	3.8	35-123	.285	12-55	.218	6-10	.600	88	3.8
HEARD, Lauren	162-385	.421	33-103	.320	142-196	.724	499	21.7	490-1290	.380	112-357	.314	467-649	.720	1559	12.7
HOLMES, Aja	43-123	.350	38-114	.333	9-10	.900	133	5.8	43-123	.350	38-114	.333	9-10	.900	133	5.8
JACKSON, Aahliyah	40-129	.310	25-74	.338	20-37	.541	125	5.7	40-129	.310	25-74	.338	20-37	.541	125	5.7
MOKWUAH, Kayla	39-88	.443	0-0	.000	8-12	.667	86	3.7	39-88	.443	0-0	.000	8-12	.667	86	3.7
MORGAN, Aaliyah	0-2	.000	0-2	.000	0-0	.000	0	0.0	0-2	.000	0-2	.000	0-0	.000	0	0.0
MORRIS, Patricia	13-22	.591	0-0	.000	17-20	.850	43	3.1	13-22	.591	0-0	.000	17-20	.850	43	3.1
MORRIS, Yummy	67-138	.486	0-0	.000	27-30	.900	161	7.0	128-275	.465	0-0	.000	71-91	.780	327	4.2
SCHMIDT, Emma	0-1	.000	0-1	.000	0-2	.000	0	0.0	0-1	.000	0-1	.000	0-2	.000	0	0.0
TAC, Adhel	5-12	.417	0-2	.000	1-4	.250	11	0.8	5-12	.417	0-2	.000	1-4	.250	11	0.8

Totals

Player	Season Statistics									Career Statistics								
	O-REB	D-REB	TOTAL	PF	FO	A	TO	A/TO	O-REB	D-REB	TOTAL	PF	FO	A	TO	A/TO		
BERRY, Michelle	32	125	157	37	1	42	44	1.0	75	236	311	83	1	67	79	0.8		
CONN, Amari	0	7	7	3	0	1	5	0.2	0	7	7	3	0	1	5	0.2		
DIGGS, Tavy	22	56	78	60	3	35	36	1.0	24	68	92	66	3	35	44	0.8		
GERMOND, Caroline	9	39	48	59	0	75	38	2.0	9	39	48	59	0	75	38	2.0		
HEARD, Lauren	29	134	163	52	1	116	84	1.4	146	475	621	282	3	407	335	1.2		
HOLMES, Aja	1	18	19	26	0	11	14	0.8	1	18	19	26	0	11	14	0.8		
JACKSON, Aahliyah	14	52	66	57	1	27	29	0.9	14	52	66	57	1	27	29	0.9		
MOKWUAH, Kayla	24	24	48	50	1	7	23	0.3	24	24	48	50	1	7	23	0.3		
MORGAN, Aaliyah	0	4	4	1	0	3	2	1.5	0	4	4	1	0	3	2	1.5		
MORRIS, Patricia	8	21	29	36	2	0	19	0.0	8	21	29	36	2	0	19	0.0		
MORRIS, Yummy	31	68	99	51	1	17	37	0.5	87	141	228	123	1	27	86	0.3		
SCHMIDT, Emma	1	2	3	1	0	0	0	0.0	1	2	3	1	0	0	0	0.0		
TAC, Adhel	5	14	19	9	0	1	4	0.3	5	14	19	9	0	1	4	0.3		

TCU BASKETBALL GAME-BY-GAME STATISTICS



2020-21 TCU Women's Basketball  
Team Game-by-Game  
All games

Opponent	Date	Score	W	Total		3-Pointers		Free throws		Rebounds				PF	A	TO	BLK	STL	PTS	AVG
				FG-FGA	PCT	3FG-FGA	PCT	FT-FTA	PCT	OFF	DEF	TOT	AVG							
Incarnate Word	11/25/2020	84-59	W	35-75	.467	2-14	.143	12-14	.857	13	26	39	39.0	23	17	15	1	21	84	84.0
Central Ark.	11/28/2020	65-48	W	25-58	.431	3-15	.200	12-20	.600	12	29	41	40.0	21	20	20	4	12	65	74.5
Iowa St.	12/02/2020	68-91	L	23-62	.371	5-16	.313	17-24	.708	8	27	35	38.3	21	15	12	5	4	68	72.3
Lamar University	12/09/2020	79-53	W	31-57	.544	3-8	.375	14-20	.700	9	39	48	40.8	19	18	16	5	3	79	74.0
Middle Tenn.	12/13/2020	83-77	W	29-64	.453	11-22	.500	14-17	.824	10	25	35	39.6	18	17	11	2	5	83	75.8
at Texas Tech	12/19/2020	72-78	L	26-66	.394	7-22	.318	13-15	.867	11	30	41	39.8	25	19	13	3	4	72	75.2
Oral Roberts	12/22/2020	62-48	W	23-53	.434	2-6	.333	14-23	.609	11	28	39	39.7	18	18	20	11	11	62	73.3
Baylor	01/02/2021	50-74	L	16-61	.262	5-14	.357	13-20	.650	11	22	33	38.9	21	9	17	4	10	50	70.4
Oklahoma St.	01/06/2021	53-78	L	20-68	.294	7-27	.259	6-10	.600	14	26	40	39.0	13	15	17	3	2	53	68.4
at Oklahoma St.	01/09/2021	50-69	L	20-68	.294	10-33	.303	0-0	.000	15	29	44	39.5	15	10	17	0	5	50	66.6
Kansas	01/17/2021	81-78	Wot	30-68	.441	10-32	.313	11-17	.647	10	31	41	39.6	20	22	14	9	6	81	67.9
at Texas	01/20/2021	54-71	L	19-54	.352	8-21	.381	8-12	.667	9	26	35	39.3	21	9	18	1	4	54	66.8
Texas Tech	01/23/2021	61-53	W	22-63	.349	7-25	.280	10-11	.909	9	38	47	39.8	15	11	14	2	2	61	66.3
at Baylor	01/26/2021	49-82	L	19-65	.292	3-21	.143	8-13	.615	11	25	36	39.6	17	9	16	0	8	49	65.1
West Virginia	01/30/2021	70-79	L	23-50	.460	5-20	.250	19-20	.950	6	23	29	38.9	21	12	19	4	3	70	65.4
at Kansas	02/07/2021	72-82	L	27-64	.422	8-21	.381	10-15	.667	13	24	37	38.8	27	11	15	6	5	72	65.8
Kansas St.	02/10/2021	78-67	W	27-63	.429	13-33	.394	11-14	.786	8	20	28	38.1	15	22	9	2	11	78	66.5
at Iowa St.	02/13/2021	81-92	L	29-58	.500	9-22	.409	14-20	.700	5	23	28	37.6	21	15	11	1	8	81	67.3
at West Virginia	02/20/2021	78-81	L	27-55	.491	9-21	.429	15-22	.682	6	25	31	37.2	18	20	15	2	6	78	67.9
Oklahoma	02/24/2021	60-76	L	22-56	.393	5-22	.227	11-19	.579	9	23	32	37.0	10	11	18	1	5	60	67.5
at Kansas St.	03/01/2021	76-79	Lot	27-71	.380	10-33	.303	12-15	.800	8	32	40	37.1	25	11	11	5	7	76	67.9
at Oklahoma	03/04/2021	83-79	W	30-62	.484	6-22	.273	17-23	.739	12	23	35	37.0	19	12	16	1	13	83	68.6
Texas	03/07/2021	60-69	L	23-54	.426	1-7	.143	13-19	.684	5	17	22	36.3	19	12	13	3	10	60	68.2
<b>Total</b>		<b>1569</b>		<b>573-1415</b>	<b>.405</b>	<b>149-477</b>	<b>.312</b>	<b>274-383</b>	<b>.715</b>	<b>225</b>	<b>611</b>	<b>836</b>	<b>36.3</b>	<b>442</b>	<b>335</b>	<b>347</b>	<b>75</b>	<b>165</b>	<b>1569</b>	<b>68.2</b>
Opponents		1663		594-1413	.420	151-474	.319	324-423	.766	231	658	889	38.7	374	367	353	94	163	1663	72.3

TCU Averages

Games Played	Points/game	FG Pct	3FG Pct	FT Pct	Rebounds/game	Assists/game	Turnovers/game	Assist/Turnover ratio	Steals/game	Blocks/game
23	68.2	40.5	31.2	71.5	36.3	14.6	15.1	1.0	7.2	3.3

TCU BASKETBALL OPPONENT GAME-BY-GAME STATISTICS



2020-21 TCU Women's Basketball  
Opponents Game-by-Game  
All games

Opponent	Date	Score		Total		3-Pointers		Free throws		Rebounds				PF	A	TO	BLK	STL	PTS	AVG
				FG-FGA	PCT	3FG-FGA	PCT	FT-FTA	PCT	OFF	DEF	TOT	AVG							
Incarnate Word	11/25/2020	84-59	W	20-47	.426	7-23	.304	12-20	.600	2	27	29	29.0	14	14	29	1	7	59	59.0
Central Ark.	11/28/2020	65-48	W	19-53	.358	4-14	.286	6-9	.667	5	27	32	30.5	24	14	27	0	10	48	53.5
Iowa St.	12/02/2020	68-91	L	31-71	.437	11-35	.314	18-20	.900	12	33	45	35.3	18	18	12	7	6	91	66.0
Lamar University	12/09/2020	79-53	W	18-69	.261	8-27	.296	9-14	.643	13	20	33	34.8	22	6	10	5	6	53	62.8
Middle Tenn.	12/13/2020	83-77	W	28-69	.406	11-36	.306	10-13	.769	18	25	43	36.4	18	15	19	3	5	77	65.6
at Texas Tech	12/19/2020	72-78	L	24-56	.429	6-20	.300	24-30	.800	4	31	35	36.2	13	15	11	5	5	78	67.7
Oral Roberts	12/22/2020	62-48	W	17-57	.298	6-19	.316	8-12	.667	12	23	35	36.0	22	11	22	6	6	48	64.9
Baylor	01/02/2021	50-74	L	28-65	.431	4-7	.571	14-19	.737	16	36	52	38.0	20	17	17	7	7	74	66.0
Oklahoma St.	01/06/2021	53-78	L	31-70	.443	5-13	.385	11-15	.733	12	34	46	38.9	11	22	10	12	12	78	67.3
at Oklahoma St.	01/09/2021	50-69	L	28-61	.459	2-11	.182	11-15	.733	6	31	37	38.7	7	17	9	4	11	69	67.5
Kansas	01/17/2021	81-78	Wot	29-77	.377	7-29	.241	13-19	.684	19	32	51	39.8	19	17	14	1	7	78	68.5
at Texas	01/20/2021	54-71	L	23-66	.348	6-25	.240	19-24	.792	17	29	46	40.3	12	12	10	4	8	71	68.7
Texas Tech	01/23/2021	61-53	W	23-70	.329	4-23	.174	3-7	.429	9	31	40	40.3	16	15	10	4	4	53	67.5
at Baylor	01/26/2021	49-82	L	33-67	.493	4-14	.286	12-18	.667	12	36	48	40.9	12	21	12	7	12	82	68.5
West Virginia	01/30/2021	70-79	L	27-60	.450	5-18	.278	20-23	.870	12	21	33	40.3	19	21	11	2	9	79	69.2
at Kansas	02/07/2021	72-82	L	25-59	.424	7-18	.389	25-31	.806	13	25	38	40.2	16	11	12	7	4	82	70.0
Kansas St.	02/10/2021	78-67	W	24-50	.480	6-16	.375	13-15	.867	5	29	34	39.8	14	21	19	4	4	67	69.8
at Iowa St.	02/13/2021	81-92	L	29-58	.500	15-33	.455	19-20	.950	6	27	33	39.4	13	14	13	2	6	92	71.1
at West Virginia	02/20/2021	78-81	L	32-61	.525	6-11	.545	11-19	.579	7	26	33	39.1	16	22	15	4	6	81	71.6
Oklahoma	02/24/2021	60-76	L	28-57	.491	10-30	.333	10-10	1.000	5	28	33	38.8	19	17	15	4	11	76	71.8
at Kansas St.	03/01/2021	76-79	Lot	23-61	.377	4-19	.211	29-34	.853	8	37	45	39.1	15	18	13	3	7	79	72.1
at Oklahoma	03/04/2021	83-79	W	27-53	.509	8-21	.381	17-22	.773	6	22	28	38.6	19	15	22	0	8	79	72.5
Texas	03/07/2021	60-69	L	27-56	.482	5-12	.417	10-14	.714	12	28	40	38.7	15	14	21	2	2	69	72.3
<b>Total</b>		<b>1663</b>		<b>594-1413</b>	<b>.420</b>	<b>151-474</b>	<b>.319</b>	<b>324-423</b>	<b>.766</b>	<b>231</b>	<b>658</b>	<b>889</b>	<b>38.7</b>	<b>374</b>	<b>367</b>	<b>353</b>	<b>94</b>	<b>163</b>	<b>1663</b>	<b>72.3</b>
TCU		1569		573-1415	.405	149-477	.312	274-383	.715	225	611	836	36.3	442	335	347	75	165	1569	68.2

Opponents Averages

Games Played	Points/game	FG Pct	3FG Pct	FT Pct	Rebounds/game	Assists/game	Turnovers/game	Assist/Turnover ratio	Steals/game	Blocks/game
23	72.3	42.0	31.9	76.6	38.7	16.0	15.3	1.0	7.1	4.1




**0 | CAROLINE GERMOND**  
JR | 5-7 | G  
Angers, France



**1 | AAHLIYAH JACKSON**  
GR | 5-10 | G  
Ft. Smith, Ark.



**4 | AMARI CONN**  
FR | 5-7 | G  
Kansas City, Mo.




**5 | YUMMY MORRIS**  
JR | 6-3 | F  
North Little Rock, Ark.



**10 | EMMA SCHMIDT**  
SR | 5-9 | G  
Waukee, Iowa



**11 | MADDI PULI**  
SO | 6-2 | G/F  
Werrabee, Australia



**12 | AALIYAH MORGAN**  
FR | 6-1 | F  
Tyler, Texas



**13 | TAVY DIGGS**  
SO | 6-2 | G  
Richardson, Texas



**15 | AJA HOLMES**  
FR | 5-8 | G  
Cibolo, Texas



**20 | LAUREN HEARD**  
SR | 5-9 | G  
Denton, Texas




**22 | KAYLA MOKWUAH**  
JR | 6-4 | C  
Longmeadow, Mass.



**23 | MICHELLE BERRY**  
GR | 6-2 | F  
Miami, Fla.



**24 | ADHEL TAC**  
FR | 5-11 | F  
Garland, Texas



**32 | PATRICIA MORRIS**  
JR | 6-7 | F  
Duarte, Calif.

**COACHING STAFF**



**RAEGAN PEBLEY**  
Head Coach  
7th Season



**HANNA HOWARD**  
Associate Head Coach  
7th Season



**BRITNEY BROWN**  
Associate Coach  
5th Season



**ABI OLAJUWON**  
Assistant Coach  
3rd Season



**LEAH FOSTER**  
Player Development  
3rd Season



**ANGELA GONZAGA**  
Director of Operations  
7th Season



**NATASCHA HARTVICH**  
Graduate Assistant  
3rd Season



**KARVIAR SHEPHERD**  
Graduate Assistant  
2nd Season



**KIANNA RAY**  
Volunteer Student Assistant  
1st Season