



TCU HORNED FROGS (7-8, 2-8) at KANSAS JAYHAWKS (6-9, 2-7)

Sunday, Feb. 7, 2021 | 1:30 p.m. | Lawrence, Kan. | Allen Fieldhouse

Head Coach: Raegan Pebley
at TCU: 124-86, 7th Season
Career: 280-261, 18th Season

Head Coach: Brandon Schneider
at KU: 60-106, 6th Season
Career: 561-244, 23rd Season



XI NOW ESPN+
 Steven Davis
 Jill Dorsey-Hall

KTC
 THE CHOICE • FM 88.7
 Jeff Williams

statbroadcast
 GoFrogs.com
 KUAthletics.com

@TCUWBBasketball
 @TCUWBB

2020-21 SCHEDULE/RESULTS

OVERALL: 7-8 | BIG 12: 2-8
HOME: 7-4 | AWAY: 0-4 | NEUTRAL: 0-0

DATE	OPPONENT	TV	TIME/RESULTS
N25	INCARNATE WORD	ESPN+	W, 84-59
N28	CENTRAL ARKANSAS	ESPN+	W, 65-48
D2	#23 IOWA STATE*	ESPN+	L, 68-91
D6	at Missouri\$	SECN+	Canceled
D9	LAMAR	ESPN+	W, 79-53
D13	MIDDLE TENNESSEE	ESPN+	W, 83-77
D19	at Texas Tech*	ESPN+	L, 72-78
D22	ORAL ROBERTS	ESPN+	W, 62-48
J2	#7 BAYLOR*	ESPN+	L, 50-74
J6	OKLAHOMA STATE*	ESPN+	L, 53-78
J9	at Oklahoma*	- -	PPD
J9	at Oklahoma State*	ESPN+	L, 50-69
J14	at Kansas State*	- -	PPD
J17	KANSAS*	ESPN+	W, 81-78 (OT)
J20	at Texas	LHN	L, 54-71
J23	TEXAS TECH*	ESPN+	W, 61-53
J26	at #9 Baylor*	TBA	L, 49-82
J30	#24 WEST VIRGINIA*	ESPN+	L, 70-79
F7	at Kansas*	TBA	1:30 p.m.
F10	KANSAS STATE*	ESPN+	6:30 p.m.
F13	at Iowa State*	TBA	7 p.m.
F17	TEXAS*	ESPN+	6:30 p.m.
F20	at West Virginia*	ESPN+	1 p.m.
F24	OKLAHOMA*	ESPN+	6:30 p.m.

All times central | Home games in **BOLD**
 * - Big 12 conference game | \$ - SEC/Big 12 Challenge
 ESPN+ - Big 12 Now on ESPN+ (subscription required)
 FSOK - Game on Fox Sports Oklahoma
 LHN - Longhorn Network

FAST BREAKS

- After seven full days of break in game action, TCU (7-8, 2-8) will be back on the court this weekend taking on the Kansas Jayhawks (6-9, 2-7) on the road at Allen Fieldhouse this Sunday, Feb. 7. Tip-off is set for 1:30 p.m. and the contest will be televised live on the Big 12 Now on ESPN+.
- TCU is playing on Super Bowl Sunday for the seventh time overall and for the first time since the 2018-19 season. The Horned Frogs are 4-2 all-time when playing games on Super Bowl Sunday.
- Lauren Heard became the first TCU player to score 30+ points in a game since March 28, 2019, when Amy Okonkwo notched 36 points at Arkansas. Heard drained 12 field goals and was a perfect 9-of-9 from the free throw line, on the way to setting a new career-high with 34 points against West Virginia this past Saturday.
- Heard continues to rank as one of the league's most prolific players, ranking sixth in the Big 12 with 19.1 points per game, sixth overall with 1.9 steals per game and third in the conference with 4.9 assists per game.
- TCU will begin a stretch of games where they will play five of its last eight regular-season games on the road. Due to a pair of road games that were postponed earlier in the season, the Frogs will be on the road for three of its last four games, and will then turnaround and make its way to Kansas City for the Phillips 66 Big 12 Women's Basketball Championship (March 11-14).

THE STARTING FIVE (PROJECTED STARTERS)



20
LAUREN HEARD
 G | 5-9 | Sr.
 19.1 PPG



0
CAROLINE GERMOND
 G | 5-7 | Jr.
 4.1 PPG



1
AAHLIYAH JACKSON
 G | 5-10 | Gr.
 5.6 PPG



23
MICHELLE BERRY
 F | 6-2 | Sr.
 9.3 PPG



5
YUMMY MORRIS
 F | 6-3 | Jr.
 8.9 PPG

TCU ON SUPER BOWL SUNDAY

DATE	OPPONENT	RESULT	SUPER BOWL	SUPER BOWL RESULT
01/31/1999	Rice	L, 71-80	XXXIII	Denver 34, Atlanta 19
02/03/2002	at UAB	W, 68-64	XXXVI	New England 20, St. Louis 17
01/26/2003	Charlotte	L, 61-64	XXXVII	Tampa Bay 48, Oakland 21
02/01/2015	#14 Texas	W, 64-59	XLIX	New England 28, Seattle 24
02/05/2017	at Kansas	W, 80-68	LI	New England 34, Atlanta 28
02/03/2019	Oklahoma State	W, 69-55	LIII	New England 13, LA Rams 3

**ROSTER BREAKDOWN****BY CLASS****Graduate Students (2)**

Michelle Berry, Aahliyah Jackson

Seniors (2)

Lauren Heard, Emma Schmidt

Juniors (4)

Caroline Germond, Kayla Mokwuah, Patricia Morris, Yummy Morris

Sophomores (2)

Tavy Diggs, Maddi Puli

Freshmen (4)

Amari Conn, Aja Holmes, Aaliyah Morgan, Adhel Tac

BY POSITION**Guard (8)**

Amari Conn, Tavy Diggs, Caroline Germond, Lauren Heard, Aja Holmes, Aahliyah Jackson, Maddi Puli, Emma Schmidt

Forward (6)

Michelle Berry, Aaliyah Morgan, Maddi Puli, Patricia Morris, Yummy Morris, Adhel Tac

Center (1)

Kayla Mokwuah

BY HOME STATE/COUNTRY**Arkansas (2)**

Aahliyah Jackson, Yummy Morris

Australia (1)

Maddi Puli

California (1)

Patricia Morris

Florida (1)

Michelle Berry

France (1)

Caroline Germond

Iowa (1)

Emma Schmidt

Massachusetts (1)

Kayla Mokwuah

Missouri (1)

Amari Conn

Texas (5)

Tavy Diggs, Lauren Heard, Aja Holmes, Aaliyah Morgan, Adhel Tac

NUMERICAL ROSTER

NO.	NAME	POS.	HT.	YR.	HOMETOWN (PREVIOUS SCHOOL)
0	Caroline Germond	G	5-7	Jr.	Angers, France (South Plains College)
1	Aahliyah Jackson	G	5-10	Gr.	Ft. Smith, Ark. (Texas A&M)
4	Amari Conn	G	5-7	Fr.	Kansas City, Mo. (Lincoln Prep)
5	Yummy Morris	F	6-3	Jr.	North Little Rock, Ark. (North Little Rock HS)
10	Emma Schmidt	G	5-9	Sr.	Waukeee, Iowa (Waukeee HS)
11	Maddi Puli	G/F	6-2	So.	Werribee, Australia (Mackillop College)
12	Aaliyah Morgan	F	6-1	Fr.	Tyler, Texas (Lee HS)
13	Tavy Diggs	G	6-2	So.	Richardson, Texas (Plano East HS)
15	Aja Holmes	G	5-8	Fr.	Cibolo, Texas (Steele HS)
20	Lauren Heard	G	5-9	Sr.	Denton, Texas (Guyer HS)
22	Kayla Mokwuah	C	6-4	Jr.	Longmeadow, Mass (George Washington)
23	Michelle Berry	F	6-2	Gr.	Miami, Fla. (Virginia Tech)
24	Adhel Tac	F	5-11	Fr.	Sachse, Texas (Sachse HS)
32	Patricia Morris	F	6-7	Jr.	Duarte, Calif. (Oregon State)

ALPHABETICAL ROSTER

NO.	NAME	POS.	HT.	YR.	HOMETOWN (PREVIOUS SCHOOL)
23	Michelle Berry	F	6-2	Gr.	Miami, Fla. (Virginia Tech)
4	Amari Conn	G	5-7	Fr.	Kansas City, Mo. (Lincoln Prep)
13	Tavy Diggs	G	6-2	So.	Richardson, Texas (Plano East HS)
0	Caroline Germond	G	5-7	Jr.	Angers, France (South Plains College)
20	Lauren Heard	G	5-9	Sr.	Denton, Texas (Guyer HS)
15	Aja Holmes	G	5-8	Fr.	Cibolo, Texas (Steele HS)
1	Aahliyah Jackson	G	5-10	Gr.	Ft. Smith, Ark. (Texas A&M)
22	Kayla Mokwuah	C	6-4	Jr.	Longmeadow, Mass (George Washington)
12	Aaliyah Morgan	F	6-1	Fr.	Tyler, Texas (Lee HS)
32	Patricia Morris	F	6-7	Jr.	Duarte, Calif. (Oregon State)
5	Yummy Morris	F	6-3	Jr.	North Little Rock, Ark. (North Little Rock HS)
11	Maddi Puli	G/F	6-2	So.	Werribee, Australia (Mackillop College)
10	Emma Schmidt	G	5-9	Sr.	Waukeee, Iowa (Waukeee HS)
24	Adhel Tac	F	5-11	Fr.	Sachse, Texas (Sachse HS)

COACHING & SUPPORT STAFF

POSITION	NAME (YEAR AT TCU [ALMA MATER])
Head Coach	Raegan Pebley (7th Season) [Colorado, 97]
Associate Head Coach	Hanna Howard (7th Season) [Portland, 05]
Associate Coach	Britney Brown (5th Season) [Oklahoma, 07]
Assistant Coach	Abi Olajuwon (3rd Season) [Oklahoma, 10]
Player Development Coordinator	Leah Foster (3rd Season) [St. Edward's, 06]
Director of Operations	Angela Gonzaga
Graduate Assistant	Natascha Hartvich
Graduate Assistant	Karviar Shepherd
Strength & Conditioning Coach	Taylor Larson
Athletic Trainer	Alissa Schenk

PRONUNCIATION GUIDE

Amari Conn	uh - MAR - ee
Tavy Diggs	TAH - vee (sounds like taffy)
Caroline Germond	jurr - MOND
Aja Holmes	AH - zha
Aahliyah Jackson	uh - LEE - uh
Kayla Mokwuah	mock - WUH
Maddi Puli	PEW - lie
Adhel Tac	TACK (like a thumb tack)

THE MATCH-UP

- TCU and Kansas will meet for the 21st time overall in a series that dates back to the 2009-10 season.
- The Horned Frogs won the opening contest of the 2020-21 season series with a come-from-behind overtime victory in Fort Worth back on Jan. 17.
- TCU trailed by as many as seven points early in the fourth quarter, only to later outscore the Jayhawks 15-10 over the final seven minutes to tie the game and send it into overtime.
- KU would score the first four points of OT, but TCU countered with back-to-back three-pointers and did not trail again on the way to a three-point victory.
- TCU leads the all-time series, 14-6, and have won six straight.
- The Frogs have won two straight and three of the last four games played at Allen Fieldhouse. TCU is 5-3 all-time when facing Kansas on the road.

SCOUTING THE JAYHAWKS

- West Virginia is coming off a 73-53 road win at Texas Tech on Wednesday. The Mountaineers have won seven straight games dating back to Dec. 21.
- WVU's current win streak, which ranks as the longest in the Big 12 at the time, includes a Big 12-best six straight wins over league teams.
- WVU's last Big 12 loss was a 78-73 road defeat to Oklahoma State back on Dec. 18. The Mountaineers also have a home loss to then No. 7-ranked Baylor (Dec. 10).
- WVU ranks among the top-three teams in the Big 12 and top-20 teams in the nation in free throw attempts and free throws made. The Mountaineers are No. 3 in the conference and No. 17 in the nation in attempts (303) and makes (216).
- The Mountaineers' +7.3 rebounding margin ranks No. 2 in the league and No. 37 in the nation.
- Esmery Martinez has a team-leading 175 rebounds on the year, which also ranks third in the Big 12 and No. 3 overall in the nation. Only Oklahoma State's Natasha Mack (187) and Texas' Charli Collier (184) have more rebounds on the season.
- Martinez has posted double-digit rebounding efforts in 10 of 14 games, including two games of 20+ boards.

LAST TIME OUT FOR THE FROGS

- TCU fell 79-70 at home to No. 24-ranked West Virginia last Saturday.
- Lauren Heard scored a career-high 34 points on TCU's Senior Day, but it wasn't enough as WVU countered with a 30-point effort from Kysre Gondrezick and Esmery Martinez pitching in with 23 points.
- TCU shot 46 percent from the field - the team's best shooting percentage overall since a 54.4 percent effort against Lamar back on Dec. 9 - but, WVU still managed to shoot 45 percent, netting four more field goals in the game overall.

BIG 12 CONFERENCE THIS-AND-THAT

- TCU was picked to finish ninth in the Big 12 in the preseason coaches poll.
- TCU is 65-89 all-time in Big 12 games, since moving to the league in 2012-13.
- The Horned Frogs are 40-38 in Big 12 games played

in Fort Worth.

- The Horned Frogs registered a program-best 13-5 record in Big 12 play last season, which led to TCU's highest finish in the Big 12 standings, coming in second-place. The Frogs were picked to finish eighth in Big 12 play last year.

SUPER (BOWL) FROGS

- TCU will play on Super Bowl Sunday for the seventh time, when the Frogs square-off with Kansas at Allen Fieldhouse on Sunday.
- TCU is 4-2 all-time on Super Bowl Sundays, which includes a 2-0 record in games played on the road.
- The Frogs are playing on Super Bowl Sunday for the first time since Feb. 3, 2019, when New England defeated the LA Rams, 13-3, in Super Bowl LIII. TCU downed Oklahoma State that day, 69-55, in Fort Worth.
- This will mark the second time that TCU and Kansas will face-off on Super Bowl Sunday. The Frogs won the last meeting on the road in 2017.
- A complete look at TCU's history on Super Bowl Sunday can be found at the bottom of page 1 of these notes.

GETTING OVER THE HUMP

- Heading into TCU's game against West Virginia, Lauren Heard had scored 20 points or more 21 times in her career, which included netting her previous career-high of 28 points on two separate occasions.
- Heard had never hit the 3-0 mark, but she finally eclipsed a 30-point game with a career-high 34 points against the Mountaineers.
- Heard became the first TCU player to score 30 points or more in a game since Amy Okonkwo torched Arkansas for 36 points back on March 28, 2019.
- The 34-point effort is tied for the ninth-most points scored in single-game history at TCU, tying Jill Sutton's 34-point game against San Jose State back on Jan. 8, 1998.

BACK-AND-FORTH WE GO

- There were 12 different lead changes in the TCU/West Virginia game last Saturday.
- It marked the most lead changes in a game for TCU since eight different lead changes in a game at Texas Tech back on Dec. 19.
- The 12 different lead changes also ranked as the most in a game for TCU since 20 different lead changes between the Frogs and Oklahoma State back on Jan. 29, 2020, in Stillwater.

OFFICIALLY TOP-10

- In addition to Lauren Heard notching her first 30-point game last Saturday, the senior also moved into TCU's all-time top-10 list in scoring.
- Heard surpassed Amy Okonkwo's total of 1,324 points and currently ranks No. 10 all-time with 1,346 points.
- Heard is now 84 points shy of Natalie Ventress, who ranks No. 9 all-time with 1,430 points.

HEARD CLOSES IN ON OTHER TOP MARKS

- In addition to ranking among the top-10 all-time in scoring, senior Lauren Heard also ranks among the

GENERAL INFORMATION

Location.....	Fort Worth, Texas
Founded.....	1873
Enrollment.....	11,379
Colors.....	Purple and White
Nickname.....	Horned Frogs
Home Facility.....	Ed and Rae Schollmaier Arena
Opened.....	2015
Capacity.....	6,700
Conference.....	Big 12 Conference
Affiliation.....	NCAA Division I
Chancellor.....	Dr. Victor J. Boschini Jr.
Athletics Director.....	Jeremiah Donati
Senior Woman's Administrator.....	Kim Johnson
Faculty Athletics Rep.....	Rhonda Hatcher
Athletics Department Phone.....	(817) 257-5658

HISTORY

First Season.....	1977-78 (44th season)
First NCAA DI Season.....	1982-83 (38th season)
Record All-Time.....	635-664 (.489)
Record in NCAA DI.....	560-590 (.486)
Regular Season Conference Championships.....	3
Conference Tournament Championships.....	3
Years in NCAA Championships (Last).....	.9 (2010)
Record in NCAA Championships.....	5-9
Years in WNIT (Last).....	.7 (2019)
Record in WNIT.....	13-7

BASKETBALL COACHING STAFF

Head Coach.....	Raegan Pebley (Colorado, 1997)
Record at TCU.....	124-86 (7th season)
Career Record.....	280-261 (18th season)
Associate Head Coach.....	Hanna Howard (7th season)
Associate Coach.....	Britney Brown (5th season)
Assistant Coach.....	Abi Olajuwon (3rd season)
Director of Ops.....	Angela Gonzaga (7th season)
Player Development.....	Leah Foster (3rd season)
GA's.....	Natascha Hartvich (3rd season)
.....	Karviar Shepherd (2nd season)
Administrative Assistant.....	Jodi Clifton
Office Phone Number.....	(817) 257-7962

2019-20 REVIEW

Overall Record.....	22-7
.....	Home: 13-3 Away: 9-4 Neutral: 0-0
Big 12 Record (Finish).....	13-5 (2nd)
Conference Tournament.....	N/A
Postseason.....	N/A
Final AP/USA Today Ranking.....	RV/RV

2020-21 PREVIEW

Letterwinners Returning/Lost.....	5/8
Starters Returning/Lost.....	2/4
Returning Redshirts.....	0
Newcomers.....	9

ATHLETICS COMMUNICATIONS

Women's Basketball Contact.....	Dameon Myres
Cell Phone.....	(817) 897-5331
Office Phone.....	(817) 257-5367
Email.....	d.myres@tcu.edu

TOP-25 POLLS

ASSOCIATED PRESS TOP-25 (Feb. 1, 2021)

No.	Team	Rec.	Pts.	Last
1	Louisville (26)	16-0	746	1
2	South Carolina (4)	14-1	721	4
3	Connecticut	11-1	648	3
4	North Carolina State	11-1	646	2
5	UCLA	10-2	642	5
6	Stanford	15-2	597	6
7	Texas A&M	16-1	593	8
8	Baylor	12-2	535	9
9	Arizona	11-2	488	10
10	Maryland	12-2	478	7
11	Ohio State	10-1	462	14
12	Oregon	11-3	412	11
13	Michigan	10-1	388	12
14	South Florida	10-1	340	13
15	Kentucky	13-4	312	15
16	Arkansas	13-6	258	19
17	Indiana	10-4	257	16
18	Tennessee	12-3	221	20
19	Gonzaga	15-2	218	18
20	DePaul	9-4	160	17
21	West Virginia	13-2	144	24
22	Northwestern	9-3	106	23
23	South Dakota State	13-2	86	25
24	Mississippi State	8-5	85	21
25	Georgia	13-4	73	22

OTHERS RECEIVING VOTES: Missouri State 64, Georgia Tech 25, Syracuse 20, Iowa State 9, Rice 5, South Dakota 3, Stephen F. Austin 3, Texas 2, LSU 2, Virginia Tech 1

USA TODAY COACHES TOP-25 (Feb. 2, 2021)

No.	Team (Record)	Pts.	Last	1st-Place Votes
1	South Carolina (14-1)	781	3	20
2	NC State (12-1)	759	2	7
3	Louisville (16-1)	743	1	5
4	UCLA (10-2)	671	5	0
5	Connecticut (11-1)	659	4	0
6	Stanford (15-2)	658	6	0
7	Texas A&M (16-1)	642	7	0
8	Baylor (12-2)	574	8	0
9	Arizona (11-2)	541	9	0
10	Maryland (12-2)	518	10	0
11	Oregon (11-3)	452	12	0
12	Michigan (10-1)	418	13	0
13	Ohio State (10-2)	412	11	0
14	Kentucky (13-4)	400	14	0
15	Arkansas (13-6)	314	18	0
16	South Florida (10-1)	305	16	0
17	Indiana (10-4)	277	15	0
18	Gonzaga (15-2)	268	17	0
19	Tennessee (12-3)	189	22	0
20	Northwestern (10-3)	178	23	0
21	DePaul (9-4)	121	20	0
22	Mississippi State (8-5)	109	19	0
23	Missouri State (11-2)	101	25	0
24	West Virginia (13-2)	79	NR	0
25	Georgia (13-4)	61	21	0

OTHERS RECEIVING VOTES: Texas (12-4) 50; Syracuse (9-3) 45; South Dakota State (13-2) 37; Florida Gulf Coast (13-2) 19; Iowa (10-4) 8; Southern California (7-7) 3; Dayton (7-1) 3; Oklahoma State (12-5) 2; Iowa State (11-6) 1; Georgia Tech (9-3) 1; Alabama (12-4) 1.

top-10 in multiple career statistical categories.

- The Denton, Texas, native heads into the weekend ranked No. 3 with 411 career free throws made, No. 7 with 364 career assists and No. 9 with 191 career steals.

DON'T EVEN THINK OF 60

- TCU has limited an opponent to under 60 points five times this season and are now 5-0 in those games.
- Under head coach Raegan Pebley, the Horned Frogs are 56-3 (.949) all-time when limiting the opposing team to score 60 points or less.
- The Horned Frogs have won 14 straight games when limiting opposing teams to under 60 points.
- The last time a TCU team was defeated, limiting an opponent to under 60 points, came back on April 3, 2019, against Arizona in the WNIT Semifinals. Arizona won the game 59-53.

CHARITY STRIPE GREATNESS

- TCU has shot 90 percent or better from the free throw line in its past two home games.
- The Horned Frogs drained 10-of-11 (.909) a few weeks ago against Texas Tech, and then this past week against West Virginia, the Frogs were 19-of-20 (.950).
- TCU's .950 effort ranks as the second-best free throw shooting percentage in team single-game history (minimum of 15 free throws made).
- Only TCU's 22-of-22 (1.000) effort against Texas State back on Nov. 25, 2012, ranks higher.
- It is TCU's highest free throw shooting percentage in a game since going 23-of-25 (.920) from the free throw line against Arkansas back on March 28, 2019.

FREE THROW LINE PERFECTION

- Senior Lauren Heard and junior Patricia Morris were both perfect from the free throw line in TCU's 19-of-20 charity stripe effort last week.
- Heard went 9-of-9 from the charity stripe, while Morris converted 8-of-8 free throws on the day.
- For Heard, it was her second 100 percent effort from the free throw line this season and the sixth overall the past two seasons.
- Morris was seeing game action for the first time since Dec. 22, and all she did was set a new single-game career-high with eight free throws made.
- Morris' previous career-high at the free throw line was seven FT's made against Washington State back on March 5, 2020, when she was still a member of Oregon State.

FASTEST TO 100

- Lauren Heard, who scored 125 points through the first six games of the season, became the fifth different TCU player to pour in at least 100 points through her first six games of a season over the past 15 years.
- Zahna Medley is the last player to score 100+ points in six games, having done it in both 2015-16 and 2013-14. She scored 102 points in six games back in 2015-16 and notched 116 points in six games during the 2013-14 campaign.
- Heard joined the likes of Emily Carter (136, 2010-11), TK Lafleur (102, 2008-09) and Adrienne Ross (101,

2006-07) as the only other players to score 100+ points in six games in the past 15 seasons.

JACKSON FIVE-FOR-FIVE

- Graduate transfer Aahliyah Jackson registered a 5-of-5 effort from the field in a win over Central Arkansas back on Nov. 28.
- Jackson became the first TCU player to shoot 1.000 from the field with at least five attempts since Jordan Moore was 8-of-8 against West Virginia back on Feb. 16, 2019.
- In her first season with the Horned Frogs, Jackson has notched new single-game career-highs in minutes (29), points (13, twice), field goals (5) and steals (3).

THE COMEBACK TRAIL

- TCU has now erased double-digit deficits over both Middle Tennessee (11 points down) and Texas Tech (13 points) this season.
- TCU has overcome deficits of 10 points or more four times in the past two seasons.
- The Horned Frogs wiped out a 10-point deficit to Iowa State and a 12-point deficit to Kansas State last season. Both wins came on the road.
- TCU has trailed by at least one point in all seven of its wins during the 2020-21 season.

YOU STOLE IT!

- TCU tallied 21 steals in its season-opening win against Incarnate Word.
- The Horned Frogs totaled 20+ steals in a game for the first time in more than 16 seasons. It was the first 20-steal game since collecting 20 steals against Cornell back on Jan. 2, 2006.
- The 21 steals are tied for the fourth-most in a single game by a TCU team.
- The all-time record is 24 steals, which happened twice overall, but the last time coming against Southern Miss back in 2005.


LEAGUE HONORS

- Senior Lauren Heard was named the Big 12 Co-Player of the Week on Dec. 14, while Aja Holmes was tabbed the Freshman of the Week on Jan. 25.
- Heard earned Big 12 Player of the Week honors for the third time in her career, after collecting a pair of POW selections last season.
- She is the first TCU player to be named Big 12 Player of the Week three times in a career, surpassing Zahna Medley as the only other two-time Big 12 POW recipient. Medley was also tabbed a Big 12 Freshman of the Week four times.
- Holmes is the fourth different TCU freshman to earn Big 12 Freshman accolades and the first since Mikayla Christian, who earned the honor back on Dec. 27, 2016.

A LOOK AHEAD

- TCU returns home on Wednesday, Feb. 10, to host Kansas State. Tip-off between the Horned Frogs and Wildcats is set for 6:30 p.m. inside Schollmaier Arena.

SERIES BREAKDOWN



Meeting21st
All-Time Series TCU leads, 14-6
Date Series Began Nov. 28, 2009
Last Game Played Jan. 17, 2021
Current Winning StreakTCU, won 6
TCU at Home8-1
TCU on the Road5-3
TCU on a Neutral Court1-2

SINCE TCU JOINED THE BIG 12 CONFERENCE

TCU Record in Series..... 13-6
TCU at Home8-1
TCU on the Road5-3
TCU on a Neutral Court 0-2

LAST 10 GAMES

Date	W/L	Score	Location
01/17/2021	W	81-78 (OT)	Fort Worth
02/08/2020	W	87-74	Lawrence
01/12/2020	W	73-59	Fort Worth
02/27/2019	W	76-66	Lawrence
01/27/2019	W	58-53	Fort Worth
01/20/2018	W	76-66	Fort Worth
12/31/2017	L	77-86	Lawrence
02/05/2017	W	80-68	Lawrence
01/22/2017	W	83-68	Fort Worth
03/04/2016	L	64-81	Oklahoma City

TALE OF THE TAPE

	TCU	KU
Record	7-8	12-2
Conference. Record	2-8	6-2
Scoring	65.4	76.1
Opponent Scoring	69.2	62.9
Scoring Margin	-3.8	+13.2
Field Goal Percentage	.388	.451
Field Goal Percentage Defense	.396	.394
Three-Point Field Goal Percentage	.298	.375
Three-Point Field Goal Percentage Defense	.287	.287
Free Throw Percentage	.725	.713
Rebounding	38.8	39.9
Opponent Rebounding	40.3	32.6
Rebounding Margin	-1.5	+7.3
Assists	14.7	15.9
Turnovers	15.9	15.5
Steals	6.7	7.2
Blocks	3.6	4.1

TEAM LEADERS

	--- TCU ---		--- KU ---	
Scoring	Heard	18.1 / gm	Gondrezick	20.8 / gm
Rebounding	Berry	7.9 / gm	Martinez	12.5 / gm
Assists	Heard	73	Gondrezick	58
Steals	Heard	29	Gondrezick	24
Blocks	Y. Morris	14	Niblack	25

HEARD'S PUSH FOR THE RECORD BOOKS

CAREER RECORDS

POINTS

8.			
9.	Natalie Ventress	2011-15	1,430
10.	Lauren Heard	2017-Present	1,346
11.	Amy Okonkwo	2016-19	1,324
12.	Jill Sutton	1997-2001	1,300

FIELD GOALS MADE

8.	Leah Garcia	1994-98	478
9.	Amy Okonkwo	2016-19	477
10.	Emily Carter	2007-11	474
--	Lauren Heard	2017-Present	418

FIELD GOAL ATTEMPTS

6.			
7.	Emily Carter	2007-11	1,174
8.	Lauren Heard	2017-Present	1,143
9.	Janice Dziuk	1986-90	1,137
10.	Jill Sutton	1997-01	1,087

FREE THROWS MADE

1.	Sandora Irvin	2001-05	482
2.	Helena Sverrisdottir	2007-11	469
3.	Lauren Heard	2017-Present	411
4.	Emily Carter	2007-11	398
5.	Zahna Medley	2012-16	393

CAREER RECORDS (CONTINUED)

FREE THROW ATTEMPTS

1.	Sandora Irvin	2001-05	705
2.	Helena Sverrisdottir	2007-11	599
3.	Lauren Heard	2017-Present	571
4.	Jordan Moore	2015-19	524
5.	Janice Dziuk	1986-90	511

ASSISTS

5.	Kianna Ray	2016-20	401
6.	Adrienne Ross	2003-08	387
7.	Lauren Heard	2017-Present	364
8.	Moneka Knight	2004-08	348
9.	Amy Sutton	1997-2001	304
	Leah Garcia	1994-98	304

STEALS

7.	Kianna Ray	2016-20	205
8.	Andrea Boris	1989-93	195
9.	Lauren Heard	2017-Present	191
10.	Lorie Butler-Rayford	2004-08	183





BIG 12 STANDINGS

TEAM	BIG 12	PCT.	H	A	Streak	OVERALL PCT.	H	A	N	Streak	
Baylor	6-1	0.857	3-1	3-0	W3	11-2	0.846	7-1	4-1	0-0	W3
West Virginia	6-2	0.750	4-1	2-1	W6	12-2	0.857	8-1	2-1	2-0	W7
Iowa State	6-2	0.750	3-1	3-1	L1	10-5	0.667	6-2	4-3	0-0	L1
Oklahoma State	7-3	0.700	4-1	3-2	W2	11-5	0.688	7-3	4-2	0-0	W2
Texas	5-3	0.625	3-0	2-3	L1	11-4	0.733	9-1	2-3	0-0	L1
Kansas	2-4	0.333	2-1	0-3	L1	6-6	0.500	6-2	0-4	0-0	L1
Texas Tech	3-7	0.300	2-3	1-4	L2	8-8	0.500	7-4	1-4	0-0	L2
Oklahoma	2-5	0.286	1-2	1-3	W1	5-7	0.417	4-3	1-4	0-0	W1
TCU	2-7	0.222	2-3	0-4	L1	7-7	0.500	7-3	0-4	0-0	L1
Kansas State	0-5	0.000	0-2	0-3	L5	5-7	0.417	4-4	1-3	0-0	L5

BIG 12 PRESEASON HONORS

PRESEASON PLAYER OF THE YEAR

NaLyssa Smith, Baylor, F, 6-2, Jr., Converse, Texas

PRESEASON NEWCOMER OF THE YEAR

DiJonai Carrington, Baylor, G, 5-11, Gr., San Diego, Calif.

PRESEASON FRESHMAN OF THE YEAR

Sarah Andrews, Baylor, G, 5-6, Irving, Texas

PRESEASON ALL-BIG 12 TEAM

Queen Egbo, Baylor
 DiDi Richards, Baylor
 NaLyssa Smith*, Baylor
 Ashley Joens, Iowa State
 Ayoka Lee, Kansas State
 Taylor Robertson, Oklahoma
 Natasha Mack, Oklahoma State

Lauren Heard, TCU

Charli Collier, Texas
 Vivian Gray, Texas Tech

HONORABLE MENTION

Kristin Scott (Iowa State), Zakiyah Franklin (Kansas), Holly Kersgieter (Kansas), Rachel Ranke (Kansas State), Ana Llanusa (Oklahoma), Madi Williams (Oklahoma), Celeste Taylor (Texas), Chrislyn Carr (Texas Tech), Kysre Gondrezick (West Virginia) and Kari Niblack (West Virginia).

BIG 12 PRESEASON POLL

1. Baylor (9)	81
2. Texas (1)	73
3. Iowa State	69
4. Kansas State	50
5. West Virginia	45
6. Texas Tech	36
7. Oklahoma	33
8. Oklahoma State	26
9. TCU	23
10. Kansas	14

BIG 12 PLAYERS OF THE WEEK

DATE	PLAYER	SCHOOL
Nov. 30	Charli Collier	Texas
Dec. 7	Ashley Joens	Iowa State
Dec. 14	Lauren Heard	TCU
	Ashley Joens	Iowa State
Dec. 21	NaLyssa Smith	Baylor
Dec. 28	Natasha Mack	Oklahoma State
Jan. 4	Madi Williams	Oklahoma
Jan. 11	Natasha Mack	Oklahoma State
Jan. 18	Ashley Joens	Iowa State
Jan. 25	Charli Collier	Texas
Feb. 1	Kysre Gondrezick	West Virginia

TCU HONOR ROLL

LAUREN HEARD

Preseason All-Big 12	Oct. 21
Lieberman Watch List	Nov. 9
Naismith Trophy Watch List	Nov. 17
TCU Student-Athlete of the Week	Dec. 2
Big 12 Player of the Week	Dec. 14
TCU Student-Athlete of the Week	Dec. 15
TCU Student-Athlete of the Week	Jan. 26

YUMMY MORRIS

TCU Scholar-Athlete of the Month	Dec. 2
----------------------------------	--------

AAHLIYAH JACKSON


TCU Scholar-Athlete of the Month	Jan. 19
----------------------------------	---------

AJA HOLMES


Big 12 Freshman of the Week	Jan. 25
-----------------------------	---------

BIG 12 FRESHMAN OF THE WEEK

DATE	PLAYER	SCHOOL
Nov. 30	Ioanna Chatzileonti	Kansas
Dec. 7	Ioanna Chatzileonti	Kansas
Dec. 14	Lexi Donarski	Iowa State
Dec. 21	Hannah Gusters	Baylor
	Lexy Keys	Oklahoma State
Dec. 28	Emily Ryan	Iowa State
Jan. 4	DeYona Gaston	Texas
Jan. 11	Lexi Donarski	Iowa State
Jan. 18	Emily Ryan	Iowa State
Jan. 25	Aja Holmes	TCU
Feb. 1	Kylie Feuerbach	Iowa State



ED & RAE SCHOLLMAYER ARENA | OPENED 2015-16



TCU INSIDE SCHOLLMAYER ARENA

YEAR	NC	B12	PS	OVA	PCT.
2020-21	5-0	2-4	0-0	7-4	.636
2019-20	7-0	6-3	0-0	13-3	.812
2018-19	8-0	6-3	3-0	17-3	.850
2017-18	6-1	5-4	2-0	13-5	.722
2016-17	8-1	3-6	0-0	11-7	.611
2015-16*	1-0	5-4	2-0	8-4	.667
	35-2	27-23	7-0	69-26	.726

* - **First Game:** _____ Dec. 20, 2015
TCU 76, Southern Utah 47

NC - Non-Conference
B12 - Big 12 Conference
PS - Postseason

Previously known as the Daniel-Meyer Coliseum, the facility underwent a \$72 million renovation that was completed during the 2015-16 season. The Schollmaiers provided the lead gift of \$10 million. The Daniel-Meyer name is still prominent as the entire area is known as the Daniel-Meyer Athletic Complex.

The TCU men's and women's basketball programs received new locker rooms and team meeting rooms as well as an expanded sports medicine center. There is also locker rooms for visiting teams and a new video board.

The new building facade for the Ed and Rae Schollmaier Arena architecturally complements Amon G. Carter Stadium and the TCU campus. The interior has a lower playing surface to increase courtside seating and provide a more intimate atmosphere. Wider concourses and multiple public entries have helped ease congestion. The fan experience is further enhanced by new concession stands, a food court and restrooms as well as increased points of sale. A new courtside club lounge is also located on floor level. The facility also includes offices for the athletics administrative staff as well as coaches in various sports, allowing the Ed and Rae Schollmaier Arena to be the hub of TCU Athletics.

Additional features of the Ed and Rae Schollmaier Arena are the Jane & John Justin TCU Athletics Hall of Fame on the concourse level, offices for Olympic sports and administration and a larger main ticket office to support the arena and Amon G. Carter Stadium.

ED AND RAE SCHOLLMAYER HISTORY

Ed Schollmaier is the retired CEO of Alcon Laboratories, Inc., while the late Rae Schollmaier was a dedicated civic volunteer. Through the Schollmaier Foundation, they are longtime philanthropic leaders in Fort Worth.

A TCU Trustee since 1996, Ed Schollmaier chaired the Building and Grounds Committee and served on the Executive, Fiscal Affairs and Intercollegiate Athletics committees, as well as the Committee on Trusteeship.

Ed Schollmaier was a member of the Neeley School International Board of Visitors and the recipient of Neeley's Ike Harrison Award. He has been recognized as an Honorary Alumnus and an Honorary TCU Letterman. Rae Schollmaier served on the College of Fine Arts International Board of Visitors, the Fine Arts Task Force of The Commission on the Future of TCU and the KinderFrogs School Advisory Board. For their service and generous support, the Schollmaiers were honored with TCU's Horizon Award and the Royal Purple Award.

The Schollmaiers have also supported TCU Athletics through the Ed and Rae Schollmaier Basketball Complex, which opened in 2004.





HEAD COACH | RAEGAN PEBLEY | 7TH SEASON



Raegan Pebley is in her seventh season as TCU women's basketball head coach in 2020-21. Pebley led the Horned Frogs to four postseason appearances in her first five seasons, including WNIT Semifinals appearances in both 2017-18 and 2018-19. The 2019-20 squad was on the way to making a postseason

appearance prior to the NCAA Tournament being canceled due to the COVID-19 pandemic.

Pebley (pronounced Pee-blee) has had the Frogs on an upward trend over the past three seasons, as their 69 total wins during that stretch are ranked third among all Big 12 teams while its 32 conference victories also rank third.

The 2019-20 campaign saw the Frogs register a 22-7 overall record and a 13-5 mark in Big 12 play. It marked Pebley's third-consecutive 20-win season, while the 13 Big 12 wins rank most in school history. It also matches the most conference wins for TCU in any league (2000-01, WAC; 2007-08 and 2010-11, MWVC). TCU would go onto finish second-place in the Big 12 standings - the highest finish for the Frogs since joining the league in 2012-13.

The Frogs have been on an upward trend over the past three seasons. TCU notched a 24-11 record in 2018-19, coming up just one-win shy of the school's record 25 victories (2000-01, 2003-04). In addition, TCU also set program records with 17 home victories in 2018-19 and the 13 Big 12 Conference wins this past season. The Horned Frogs also managed to register its most road wins in the Pebley era, notching nine victories on the road in 2019-20.

TCU collected its first national ranking in 10 years during the 2017-18 campaign, as well, coming in as high as No. 22. The Frogs then made its way back into the WBCA Top-25 rankings during the 2019-20 season, coming in at No. 25, the week of Feb. 25.

TCU ranked among the Big 12's top teams this past season, ranking first in free throw attempts (621), third in free throws made (417), second in steals (274), first in steals per game (9.4), second in opponent three-point percentage (.273), and first in forced turnovers (18.62). Three different Horned Frogs would go onto earn All-Big 12 honors, giving TCU at least two players on the All-Big 12 team in four of its six seasons as a member of the Big 12 Conference.

Lauren Heard became just the third Horned Frog in program history to be named to the All-Big 12 First Team, joining Zahna Medley (2014, 2015, 2016) and Jordan Moore(2019). Kianna Ray would earn second team honors and Jayde Woods was named honorable mention. A total of 14 players have earned All-Big 12 honors under Pebley.

The 2019-20 campaign also saw Pebley record her 100th victory on the sidelines at TCU. She is just the second coach in school history to boast at least 100 victories at the helm of the Horned Frogs basketball program.

The Frogs went on a tear in the postseason for a second-consecutive year in 2018-19, winning four games in the WNIT before falling on the road to eventual champion Arizona in the semifinals. Pebley's squad dominated the early rounds of the tournament, winning its first four games by an average of 17 points, including three victories at home and an impressive road win at Arkansas.

TCU finished among the top-three teams in the Big 12 in several statistical categories in 2018-19, including scoring defense, blocked shots, assists, turnover margin and steals. The Frogs finished eighth in the NCAA in both total blocked shots (189) and blocked shots per game (5.4) and led the Big 12 in total steals (331), steals per game (9.5) and turnovers forced per game (17.34).

The 2018-19 season was a continuation of a successful

climb for TCU under Pebley. The Frogs won 18 games in each of her first two seasons with a WNIT Second Round appearance in 2014-15 followed by appearances in the WNIT Third Round and Semifinals in 2015-16 and 2017-18, respectively. TCU's WNIT victory in 2015 was its first postseason win in seven years.

During the 2017-18 campaign, the Frogs earned their first national ranking since 2010, claiming a spot in the top-25 for three weeks. The ranking came in the midst of a seven-game Big 12 winning streak, the Frogs' best conference winning streak since 2008. During the streak, the Frogs beat No. 7 Texas then knocked off No. 15 West Virginia on the road, marking just the second time in program history TCU won back-to-back games against ranked teams.

The Frogs went on to finish 9-9 in the Big 12 in 2017-18, capping the regular season with a win over Oklahoma in the Big 12 Championship quarterfinal and advancing to the first semifinal since the Frogs joined the Big 12.

TCU then played in its third WNIT under Pebley and made a deep run in the tournament, advancing to the semifinal where the Frogs fell on the road to eventual champion Indiana. Along the way, TCU won four games in the tournament, including a pair of road wins, pushing TCU's total to 10 wins away from home in 2017-18, the program's most since 2004-05.

In 2017-18, TCU was the only Big 12 team to finish in the Big 12's top three in field goal, 3-point and free throw percentage. The Frogs averaged 74.8 points and 16.5 assists per game, both the second best in program history, and posted a program-best 1.1 assist-turnover ratio.

Individually, numerous players have flourished in Pebley's system, perhaps none more than TCU's all-time leading scorer, Medley who earned three All-Big 12 First Team honors in her career - two under Pebley - and was the first three-time all-conference first team selection in program history.

Medley finished her career with TCU bests of 1,975 career points, a 15.6 points per game scoring average and 316 made 3-pointers. She finished second in TCU history with 633 made field goals and 510 assists.

Moore's progression throughout her TCU career is indicative of Pebley's teaching ability. The Round Rock, Texas, native finished her career as TCU's all-time leader in field goal percentage, shooting 54.7 percent in her four years in Fort Worth, as well as the single-season leader after shooting 59.0 percent in her senior campaign. She also finished seventh in the TCU record book with 1,514 points, second with 892 rebounds and third with 243 blocks.

Additionally, the Frogs have won both of their Big 12 individual awards under Pebley, most recently with Okonkwo earning the Sixth Man Award in 2017-18. Chelsea Prince was named the Big 12 Defensive Player of the Year in 2014-15, marking the fourth-straight such selection under Pebley.

Off the court, the Frogs have seen incredible success under Pebley. In her six seasons, TCU student-athletes have earned 27 Academic All-Big 12 honors, that after earning just four in the two years prior to Pebley's arrival.

Included in the 27 selections is a record four first-team selections in 2019-20. Jada Butts was one of the 2016-17 first team selections and became the first Frog to earn Academic All-Big 12 honors in four straight years, while Ray followed in her footsteps, taking home all-academic honors from 2016-20.

Pebley has not only served TCU, but also the women's basketball community as a whole. She is a member of the Kay Yow Cancer Fund Board of Directors, helping guide the Fund's mission to extend and improve the lives of all women battling cancer by raising money for research and assisting the underserved.

PEBLEY'S TIMELINE

1997-99:	George Mason	Assistant Coach
1999-2001:	Colorado State	Assistant Coach
2002-12:	Utah State	Head Coach
2012-14:	Fresno State	Head Coach
2014-present:	TCU	Head Coach

COACHING HIGHLIGHTS

HONORS (AT TCU)

- ▶ Four WNIT appearances
- ▶ 11 postseason wins
- ▶ 14 All-Big 12 selections
- ▶ Big 12 Defensive Player of the Year
- ▶ Big 12 Sixth Man of the Year
- ▶ 26 Academic All-Big 12 selections

HONORS (PRIOR TO TCU)

- ▶ Seven NCAA Tournaments (two as head coach, one as assistant coach, four as player)
- ▶ 12 overall postseason appearances (NCAA and WNIT)
- ▶ WBCA National Coach of the Year Finalist (2001)
- ▶ WAC Coach of the Year (2001)
- ▶ Rebuilt Utah State program that was reinstated in 2003 after 25-year hiatus

PLAYING HIGHLIGHTS

- ▶ 106-24 record, four NCAA Tournament appearances in four seasons at Colorado
- ▶ Elite Eight appearance as sophomore
- ▶ Two Sweet Sixteen appearances
- ▶ Finished all four seasons ranked in Associated Press Top 25; two AP top-five finishes
- ▶ 1,045 career points, 701 career rebounds
- ▶ Two-time all-conference, including second-team All-Big 12 in 1997
- ▶ 21st overall selection in 1997 WNBA Draft (Utah Starzz)
- ▶ Played in WNBA's first two seasons (Utah Starzz, Cleveland Rockers)

COACHING RECORD

YEAR	SCHOOL	OVERALL	CONF	FINISH
2003-04	Utah State	5-22	5-13	T-8th
2004-05	Utah State	14-14	9-9	6th
2005-06	Utah State	3-24	2-14	9th
2006-07	Utah State	11-18	7-9	6th
2007-08	Utah State	9-20	5-11	7th
2008-09	Utah State	16-15	9-7	T-5th
2009-10	Utah State	13-17	5-11	7th
2010-11	Utah State	18-15	10-6	3rd
2011-12	Utah State	21-10	11-3	2nd
2012-13	Fresno State	24-9	13-3	2nd
2013-14	Fresno State	22-11	13-5	2nd
2014-15	TCU	18-14	9-9	T-3rd
2015-16	TCU	18-165	8-10	T-6th
2016-17	TCU	12-18	4-14	9th
2017-18	TCU	23-13	9-9	5th
2018-19	TCU	24-11	10-8	6th
2019-20	TCU	22-7	13-5	2nd
2020-21	TCU	7-8	2-8	-

SCHOOL	YEARS	OVERALL	CONF
Utah State	9	110-155	63-94
Fresno State	2	46-20	26-8
TCU	7	124-86	55-63
TOTAL	18	280-261	144-165



She is also a member of the Women's Basketball Coaches Association (WBCA) Board of Directors, helping the Association's mission to improve and advance the game of women's basketball.

TCU officially announced the hiring of Pebley as the program's seventh head coach on April 1, 2014.

Pebley arrived at TCU after spending the previous two seasons at Fresno State where she led the Bulldogs to Mountain West tournament titles and berths into the NCAA Tournament in each of her two seasons. Fresno State compiled a 46-20 (.697) overall record under the direction of Pebley, including a 26-8 (.765) mark in league play, while four Bulldogs earned All-Mountain West honors, including back-to-back Defensive Player of the Year selections.

Pebley's Fresno State squads featured one of the top defensive units in the country, as the 2012-13 Bulldogs ranked third in the NCAA in steals with 12.9 per game, doing so while only fouling 12.1 times per game to rank No. 7 nationally for the fewest fouls committed per game. The Bulldogs allowed a paltry 62.4 points per contest in the two seasons under Pebley.

The Orem, Utah, native faced a tall task in her first head coaching position, starting the Utah State women's basketball program after its reinstatement in 2003 following a 25-year hiatus. Pebley led the Aggies for nine seasons, building the program from scratch into back-to-back WNIT berths, marking the first postseason appearances in school history.

Pebley garnered WAC Coach of the Year accolades for the 2010-11 season after the Aggies advanced to their first WNIT, where they toppled Arizona, and was a WBCA National Coach of the Year finalist in 2012 after Utah State registered its first-ever 20-win season and returned to the WNIT.

In her nine seasons at Utah State, 12 Aggies earned all-conference honors, including Ashlee Brown, who was named the WAC Defensive Player of the Year in 2012, the first of four straight student-athletes to earn the league's top defensive awards under Pebley. Before taking over the Utah State program, Pebley served as an assistant coach at George Mason from 1997-99 under Jim Lewis and Debbie Taneyhill and at Colorado State from 1999-01 under Tom Collen.

At CSU, the Rams went 48-17 in her two seasons with the team reaching the second round of the NCAA Tournament in 2001 and the semifinals of the WNIT in 2000.

A standout at the University of Colorado, Pebley was selected with the 21st overall pick of the inaugural WNBA Draft in 1997, where she played two seasons with the Cleveland Rockers and Utah Starzz. She has since returned to a role within the league as she regularly serves as the color analyst on television broadcasts for the Dallas Wings.

During her collegiate career at Colorado, Pebley helped lead the Buffs to a 106-24 overall record and four conference championships, including winning the inaugural Big 12 tournament title in 1997. In her career, Pebley earned all-conference accolades twice, including a second team All-Big 12 selection in 1997. She is the first former All-Big 12 selection to return to coach in the league.

CU made two Sweet 16 appearances during her career, including a trip to the Elite Eight during her sophomore season, as the Buffs won a school-record 30 games (30-3 overall). Colorado won 25-straight games that season and finished the year ranked No. 2 in the final AP poll.

Pebley, whose maiden name is Scott, was one of nine players in CU history to score over 1,000 career points (1,045) and collect over 700 rebounds (701). Pebley played under legendary head coach Ceal Barry who was a 2018 inductee into the Women's Basketball Hall of Fame.

Pebley and her husband, Keith, have one son, Joseph, and one daughter, Harper.

PEBLEY VS. OPPONENTS

Air Force	5-1	North Dakota State	1-1
Alabama	1-0	Northern Arizona	4-0
Alcorn State	2-0	Northern Colorado	0-2
American	0-1	Northwestern State	1-0
Arizona	2-1	Ohio	1-0
Arkansas	1-0	Oklahoma	6-7
Army	2-0	Oklahoma State	6-8
Asbury	1-0	Ole Miss	1-0
Auburn	1-0	Oral Roberts	2-0
Baylor	0-15	Oregon	0-1
Boise State	13-9	Pacific	2-5
Bowling Green	0-1	Pepperdine	0-1
Butler	1-1	Portland	3-3
BYU	0-7	Portland State	0-2
Cal Maritime	1-0	Prairie View A&M	3-0
Cal Poly	3-1	Robert Morris	1-0
Cal State Bakersfield	1-0	Saint Louis	0-2
Cal State Fullerton	2-3	Saint Mary's	2-0
Cal State Northridge	4-1	Sam Houston State	4-0
California	0-1	San Diego	0-1
Central Arkansas	1-0	San Diego Christian	1-0
Cincinnati	1-0	San Diego State	4-2
Colgate	1-0	San Francisco	2-2
Colorado	0-1	San Jose State	12-4
Colorado State	4-2	Santa Clara	1-1
Cornell	1-0	Seton Hall	0-1
Dixie State	0-1	South Dakota	1-0
Duquesne	1-0	Stephen F. Austin	2-0
Eastern Michigan	1-0	SMU	6-0
Eastern Washington	2-0	South Dakota State	1-1
Fresno State	2-14	Southeastern Louisiana	1-0
Georgia	0-1	Southern	1-0
Grambling	2-0	Southern Miss	0-1
Hampton	1-0	Southern Utah	6-1
Hawaii	6-8	Stanford	0-2
Houston Baptist	1-0	Texas	3-12
Idaho	11-10	Texas A&M	0-6
Idaho State	2-7	Texas Southern	2-0
Illinois	0-1	Texas State	3-0
Incarnate Word	2-0	Texas Tech	9-6
Indiana	0-1	UC Irvine	4-3
Iowa State	8-6	UC Merced	1-0
IPFW	0-1	UC Riverside	3-2
Kansas	12-2	UC Santa Barbara	0-4
Kansas State	7-5	ULM	1-0
Lamar	3-0	UNLV	6-1
Liberty	1-0	USC	1-1
Long Beach State	1-4	UT Arlington	2-0
Louisiana Tech	2-14	Utah	1-3
LSU	0-1	Utah State	1-0
Massachusetts	0-1	Utah Valley	5-3
McNeese	1-0	UTEP	0-1
Middle Tennessee	1-1	UTRGV	2-0
Mississippi Valley State	1-0	Washington State	1-1
Missouri	0-0	Weber State	4-4
Missouri State	2-0	West Virginia	5-8
Monmouth	0-1	Western Michigan	0-1
Montana	0-4	Wyoming	3-5
Montana State	2-4	Yale	0-1
Montana State Northern	1-0		
Montana Western	1-0		
Nevada	11-10		
New Mexico	4-0		
New Mexico State	9-6		
New Orleans	1-0		
Nebraska	0-1		
Nicholls State	1-0		
Notre Dame	0-2		

2020-21 Opponents in Bold



TCU RECORD BREAKDOWN

	2020-21 RECORD	PEBLEY ERA
Overall	7-8	124-86
Big 12	2-8	55-63
Home	7-4	91-30
Away	0-4	30-49
Neutral	0-0	4-7
vs Top 25	0-4	8-43
vs Top 10	0-2	1-22
Overtime games	1-0	2-1
November	2-0	34-7
December	3-2	27-13
January	2-6	29-30
February	0-0	22-25
March	0-0	15-11
April	0-0	0-1

SCORING

TCU leads after 1st quarter	4-1	72-23*
Opponent leads after 1st quarter	3-7	30-45*
Tied after 1st quarter	0-0	4-4*
TCU leads at halftime	4-1	101-15
Opponent leads at halftime	3-7	22-65
Tied at halftime	0-0	1-6
TCU leads after 3rd quarter	4-0	89-10*
Opponent leads after 3rd quarter	2-8	16-61*
Tied after 3rd quarter	1-0	1-1*
TCU scores less than 60	0-5	8-28
TCU scores 60-69	3-1	24-27
TCU scores 70-79	1-2	47-27
TCU scores 80+	3-0	45-4
Opponent scores less than 60	5-0	56-3
Opponent scores 60-69	0-1	43-12
Opponent scores 70-79	2-5	22-34
Opponent scores 80+	0-2	4-37
Games decided by 6 points or less	2-1	30-21

REBOUNDING

TCU out-rebounds opponent	5-2	82-10
Opponent has equal/more rebounds	2-6	42-76

FIELD GOALS

TCU has higher FG%	7-2	97-12
TCU has lower FG%	0-6	27-74
TCU shoots higher than 40%	6-2	98-27
TCU shoots lower than 40%	1-6	26-58
Opponent shoots higher than 40%	2-7	43-79
Opponent shoots lower than 40%	5-1	81-7

THREE-POINT FIELD GOALS

TCU makes 7 or more 3-pointers	3-4	78-40
TCU makes 6 or fewer 3-pointers	4-4	46-46
TCU has higher 3PT FG%	5-3	91-25
TCU has lower 3PT FG%	2-5	33-61

FREE THROWS

TCU attempts more FT's	6-2	88-24
TCU attempts equal/fewer FT's	1-65	36-62

* - Does not include 2014-15 season when only halves were played

TCU PERFORMANCE LIST

SCORING LEADER	SEASON	CAREER
Lauren Heard	10	32
Yummy Morris	2	3
Michelle Berry	1	2
Tavy Diggs	1	1
Aja Holmes	1	1

REBOUNDING LEADER	SEASON	CAREER
Lauren Heard	4	22
Michelle Berry	10	16
Yummy Morris	2	8
Tavy Diggs	1	1
Kayla Mokwuah	1	1

ASSISTS LEADER	SEASON	CAREER
Lauren Heard	12	46
Caroline Germond	4	4

10+ POINTS	SEASON	CAREER
Lauren Heard	14	57
Yummy Morris	4	10
Michelle Berry	7	10
Aahliyah Jackson	3	3
Tavy Diggs	3	3
Aja Holmes	2	2
Caroline Germond	1	1
Kayla Mokwuah	1	1

15+ POINTS	SEASON	CAREER
Lauren Heard	11	35
Yummy Morris	4	5
Michelle Berry	1	3
Tavy Diggs	2	2

20+ POINTS	SEASON	CAREER
Lauren Heard	6	22
Yummy Morris	2	2

30+ POINTS	SEASON	CAREER
Lauren Heard	1	1

3+ 3-POINTERS	SEASON	CAREER
Lauren Heard	2	9
Michelle Berry	4	5
Aja Holmes	3	3
Aahliyah Jackson	2	2

10+ REBOUNDS	SEASON	CAREER
Lauren Heard	3	9
Michelle Berry	3	6

15+ REBOUNDS	SEASON	CAREER
Lauren Heard	--	1

5+ ASSISTS	SEASON	CAREER
Lauren Heard	10	30
Caroline Germond	3	3

10+ ASSISTS	SEASON	CAREER
--	--	--

3+ STEALS	SEASON	CAREER
Lauren Heard	5	26
Aahliyah Jackson	2	2
Caroline Germond	2	2
Michelle Berry	--	2
Yummy Morris	--	1

3+ BLOCKS	SEASON	CAREER
Yummy Morris	2	7

DOUBLE-DOUBLES	SEASON	CAREER
Lauren Heard	3	7
Michelle Berry	2	4

TCU STREAKS

TEAM

Overall	0
vs. Ranked Teams	0
vs. Unranked Teams	1
Home	0
Home vs. Big 12	0
Home vs. Non-Conference	28
Home vs. Ranked	0
Home vs. Unranked	2
Home vs. Unranked Non-Conference	28
Road	0
Road vs. Big 12	0
Road vs. Non-Conference	0
Road vs. Ranked	0
Road vs. Unranked	0
Road vs. Unranked Non-Conference	0
Neutral	0
Neutral vs. Ranked	0
Neutral vs. Unranked	0

CONSECUTIVE GAMES 10+ POINTS

Lauren Heard	6
--------------	---

CONSECUTIVE STARTS

Lauren Heard	72
Michelle Berry	15
Aahliyah Jackson	15
Caroline Germond	6
Yummy Morris	1

CONSECUTIVE GAMES PLAYED

Lauren Heard	115
Michelle Berry	44
Yummy Morris	44
Tavy Diggs	16
Caroline Germond	15
Aja Holmes	15
Aahliyah Jackson	15
Kayla Mokwuah	15
Patricia Morris	1



TCU 2020-21 HIGHS/LOWS

MOST 1ST QUARTER POINTS

TCU	25	vs Kansas	01/17/21
OPP	28	vs Iowa State	12/02/20

FEWEST 1ST QUARTER POINTS

TCU	8	at Oklahoma State	01/09/21
OPP	5	vs Oral Roberts	12/22/20

MOST 2ND QUARTER POINTS

TCU	22	vs Middle Tennessee	12/13/20
OPP	26	vs Iowa State	12/02/20

FEWEST 2ND QUARTER POINTS

TCU	6	vs Central Arkansas	11/28/20
OPP	9	vs Oral Roberts	12/22/20

MOST FIRST HALF POINTS

TCU	38	vs Incarnate Word	11/25/20
OPP	54	vs Iowa State	12/02/20

FEWEST FIRST HALF POINTS

TCU	20	vs Texas Tech	01/23/21
OPP	14	vs Oral Roberts	12/22/20

MOST 3RD QUARTER POINTS

TCU	27	vs Middle Tennessee	12/13/20
OPP	28	vs Oklahoma State	01/06/21

FEWEST 3RD QUARTER POINTS

TCU	10	vs West Virginia	01/30/21
OPP	10	vs Central Arkansas	11/28/20

MOST 4TH QUARTER POINTS

TCU	27	vs Texas Tech	01/23/21
OPP	27	at Texas Tech	12/19/20

FEWEST 4TH QUARTER POINTS

TCU	12	vs Baylor	01/02/21
OPP	6	at Oklahoma State	01/09/21

MOST POINTS IN A GAME

TCU	84	vs Incarnate Word	11/25/20
OPP	91	vs Iowa State	12/02/20

FEWEST POINTS IN A GAME

TCU	49	at Baylor	01/26/21
OPP	48 (2x)	last, vs Oral Roberts	12/22/20

BIGGEST WIN MARGIN

TCU	26	vs Lamar	12/09/20
OPP	33	at Baylor	01/26/21

CLOSEST WIN MARGIN

TCU	3	vs Kansas	01/17/21
OPP	6	at Texas Tech	12/19/20

SPECIALTY STATISTICS COMPARISON (TCU-OPP)

OPPONENT	OFF T/O	IN PAINT	2ND-CHANCE	FAST BREAK	BENCH
INCARNATE WORD	33-7	60-16	11-3	20-12	16-29
CENTRAL ARKANSAS	29-13	32-24	3-7	8-7	17-21
IOWA STATE	12-17	34-38	8-17	9-12	24-28
at Missouri	-	-	canceled	-	-
LAMAR	12-7	52-14	10-6	19-12	22-12
MIDDLE TENNESSEE	24-14	30-30	10-16	23-7	21-12
at Texas Tech	20-16	28-28	8-3	8-3	14-18
ORAL ROBERTS	19-18	30-18	10-8	8-13	11-15
BAYLOR	11-13	18-24	9-16	4-9	11-18
OKLAHOMA STATE	14-23	20-40	12-13	2-19	23-6
at Oklahoma State	0-15	12-38	5-8	0-15	10-4
KANSAS	14-17	30-40	12-11	9-9	16-20
at Texas	9-24	22-28	4-13	5-0	10-10
TEXAS TECH	6-13	26-28	7-4	22-8	16-8
at Baylor	10-24	24-46	11-11	7-15	17-30
WEST VIRGINIA	6-16	28-26	2-7	7-13	15-10
at Oklahoma State					
at Kansas					
KANSAS STATE					
at Iowa State					
TEXAS					
at West Virginia					
OKLAHOMA					

TCU STARTERS

OPPONENT	G	G	G/F	F	F/C	RECORD
INCARNATE WORD	Heard	Germond	Jackson	Berry	Y. Morris	1-0
CENTRAL ARKANSAS	Heard	Germond	Jackson	Berry	Y. Morris	2-0
IOWA STATE	Heard	Germond	Jackson	Berry	Y. Morris	2-1
at Missouri	-	-	canceled	-	-	-
LAMAR	Heard	Diggs	Jackson	Berry	Y. Morris	1-0
MIDDLE TENNESSEE	Heard	Diggs	Jackson	Berry	Y. Morris	2-0
at Texas Tech	Heard	Diggs	Jackson	Berry	Y. Morris	2-1
ORAL ROBERTS	Heard	Jackson	Berry	Y. Morris	Mokwuah	1-0
BAYLOR	Heard	Jackson	Berry	Y. Morris	Mokwuah	1-1
OKLAHOMA STATE	Heard	Diggs	Jackson	Berry	Y. Morris	2-2
at Oklahoma State	Heard	Germond	Jackson	Berry	Mokwuah	0-1
KANSAS	Heard	Germond	Jackson	Berry	Y. Morris	3-1
at Texas	Heard	Germond	Jackson	Berry	Y. Morris	3-2
TEXAS TECH	Heard	Germond	Jackson	Berry	Y. Morris	4-2
at Baylor	Heard	Germond	Jackson	Diggs	Berry	0-1
WEST VIRGINIA	Heard	Germond	Jackson	Berry	Y. Morris	4-3
at Oklahoma State						
at Kansas						
KANSAS STATE						
at Iowa State						
TEXAS						
at West Virginia						
OKLAHOMA						



THE LAST TIME

... A TCU TEAM

Scored 100+ points	W, 112-62 vs. Southeastern La. (12/10/17)
Scored 100+ points in non-overtime game	W, 112-62 vs. Southeastern La. (12/10/17)
Scored 100+ points in a conference game	W, 100-96 (4OT) at Utah (2/10/10)
Scored 100+ points in a Big 12 game	None
Scored 90+ points	W, 96-71, vs. Oklahoma (03/04/20)
Scored 90+ points in a conference game	W, 96-71, vs. Oklahoma (03/04/20)
Played an overtime game	W, 81-78 (OT) vs. Kansas (01/17/21)
Won an overtime game	W, 81-78 (OT) vs. Kansas (01/17/21)
Played a two overtime game	W, 87-73 (2OT) vs. SMU (11/17/10)
Played a three overtime game	L, 111-121 (3OT) vs Hardin-Simmons (11/28/81)
Played a four overtime game	W, 100-96 (4OT) at Utah (02/10/10)
Played consecutive overtime games	None
Held a team to 40 points or less	W, 49-37, vs. Oklahoma State (02/23/20)
Held a team to 20 points or less in a half	14 (1st Half), vs. Oral Roberts (12/22/20)
Shot 60+ percent FG	60.8 (31-51), vs Lamar (03/15/18)
Shot 60+ percent FG in a half	60.0 (21-35) 1st Half, at Kansas (02/08/20)
Held a team to 20 percent FG	15.7 (8-of-51), vs Sam Houston State (11/15/16)
Held a team to 20 percent FG in a half	18.5 (5-of-27) (1st Half), vs Oral Roberts (12/22/20)
Made 10+ 3-pointers	10, vs. Kansas (01/17/21)
Made 15+ 3-pointers	18, vs. Southeastern La. (12/10/17)
Did not make a 3-pointer	(0-of-9), vs UTRGV (01/05/12)
Held a team to zero 3-pointers	<i>Active streak of 290 games with a 3-pointer</i> (0-of-1), at LSU (12/04/16)
Shot 90 percent FT (min. 10 att.)	95.0 (19-of-20), vs West Virginia (01/30/21)
Attempted 35+ free throws	39, vs Oklahoma (03/03/18)
Made 30+ free throws	32, vs Oklahoma (03/03/18)
Had 30+ assists	33, vs. Southeastern La. (12/10/17)
Had 25+ assists	29, vs. Oklahoma (03/04/20)
Forced 30+ turnovers	30, vs Alcorn State (12/29/18)
Forced 25+ turnovers	28, vs Kansas State (02/01/20)
Had 20+ steals	21, vs Incarnate Word (11/25/20)
Had 15+ steals	21, vs Incarnate Word (11/25/20)
Had 15+ blocks	19, vs UAB (01/16/05)* *NCAA Record
Had 10+ blocks	11, vs. Oral Roberts (12/22/20)
Overcame a 10-point deficit to win	vs Texas Tech (01/23/21)
Overcame a 15-point deficit to win	Trailed by 13, 24-11, with 4:28 left in 2Q, won 61-53 at Texas Tech (02/06/19)
Overcame a 20-point deficit to win	Trailed by 15, 50-35, with 4:29 left in 3Q, won 70-63 vs Iowa State (10/07/15)
Had six players score in double figures	Trailed by 24, 51-27, with 16:21 left in second half, won 86-84 vs Texas Tech (01/07/18)
Had five players score in double figures	Jordan Moore (18), Amy Okonkwo (17), Kianna Ray (13), Toree Thompson (13), Lauren Heard (12), Amber Ramirez (10) vs. Kansas (01/17/21)
Had two players score 20+ points	Lauren Heard (19), Yummy Morris (16), Aahliyah Jackson (13), Michelle Berry (10), Tavy Diggs (10) vs Incarnate Word (11/25/20)
Had three players score 20+ points	Yummy Morris (26), Lauren Heard (22) vs Stephen F. Austin (03/19/15)
Had two players record double-doubles	Jada Butts (21), Veja Hamilton (21), Chelsea Prince (20) vs Texas Tech (01/23/21)
Beat a ranked team	Lauren Heard (23 pts, 11 reb), Michelle Berry (14 pts, 13 reb) W, 73-60, vs #25 West Virginia (01/26/20)
Beat a top-10 team	W, 79-77, vs #7 Texas (01/10/18)
Beat a top-5 team	W, 82-73, at #3 California (12/07/08)
Beat a ranked team on the road	W, 65-63, at #25 Texas (01/03/20)
Won consecutive games against ranked teams	W, 76-74 (OT), at #15 West Virginia (1/13/18), W, 79-77, vs #7 Texas (01/10/18)
Was ranked in AP Poll	No. 25 (02/24/20)
Was ranked in Coaches Poll	No. 25 (02/24/20)
Highest AP Poll ranking	13th (02/23/04)
Highest Coaches Poll ranking	15th (03/01/04)
Received votes in AP Poll	Received (2) votes (01/25/21)
Received votes in Coaches Poll	Received (7) votes (03/02/20)



THE LAST TIME

... A TCU PLAYER

Scored 40+ points	43, Emily Carter vs. SMU (11/17/10)
Scored 30+ points	34, Lauren Heard vs West Virginia (01/30/21)
Scored 20+ points	34, Lauren Heard vs West Virginia (01/30/21)
Scored 20+ points in half	21 (2nd half), Lauren Heard vs West Virginia (01/30/21)
Scored 10+ points in 10 or more consecutive games	12, Lauren Heard vs Texas (02/26/20) thru vs. Baylor (01/02/21)
Scored 10+ points in 15 or more consecutive games	21, Lauren Heard at SMU (11/20/19) thru at Kansas State (02/19/20)
Scored 20+ points in consecutive games	2, Lauren Heard vs Middle Tennessee (12/13/20) thru 27, at Texas Tech (12/19/20)
Scored 20+ points in three or more consecutive games	4, Lauren Heard at Texas Tech (03/01/20) thru 22, vs Incarnate Word (11/25/20)
Scored 20+ points in five or more consecutive games	5, Sandora Irvin vs Oklahoma (12/09/04) thru vs Grambling (12/29/04)
Made 10+ field goals	12, Lauren Heard vs West Virginia (01/30/21)
Shot 100% FG (min. 5 att.)	5-of-5, Aahliyah Jackson vs Central Arkansas (11/28/20)
Made 8+ 3-pointers	11, Amber Ramirez vs. Southeastern La. (12/10/17)
Made 5+ 3-pointers	5, Lauren Heard at Iowa State (01/15/20)
Made 15+ free throws	16, Emily Carter vs SMU (11/17/10)
Made 10+ free throws	14, Lauren Heard [14-of-15] at Oklahoma State (12/07/19)
Had 20+ rebounds	21, Sandora Irvin vs USF (2/9/11)
Had 15+ rebounds	15, Lauren Heard vs. Oklahoma State (02/23/20)
Had a double-double	Lauren Heard [23 points, 11 rebounds] and Michelle Berry [14 points, 13 rebounds], vs. Texas Tech (01/23/21)
Had consecutive double-doubles	3, Amy Okonkwo 36 pts, 14 reb at Arkansas (3/28/19) thru (22 pts, 11 reb) at Arizona (04/03/19)
Had double-double in three or more consecutive games	3, Amy Okonkwo 36 pts, 14 reb at Arkansas (3/28/19) thru (22 pts, 11 reb) at Arizona (04/03/19)
Had double-double in four or more consecutive games	4, Sandora Irvin at Utah (12/19/04) thru vs UT Arlington (1/2/05)
Had double-double in five or more consecutive games	15, Sandora Irvin vs Cincinnati (1/25/04) thru vs Georgia (3/22/04)
Had a triple-double	Helena Sverrisdottir (16 pts, 11 st, 10 reb) vs Oral Roberts (3/17/11) (Three in TCU history)
Had 13+ assists	13, Zahna Medley vs Oklahoma (1/9/13)
Had 10+ assists	10, Kianna Ray vs Duquesne (11/6/18)
Had 7+ steals	8, Lauren Heard at West Virginia (2/16/19)
Had 5+ steals	6, Caroline Germond, vs Incarnate Word (11/25/20)
Had 10+ blocks	10, Latrica Lovings vs Stephen F. Austin (12/4/13)
Had 5+ blocks	5, Jordan Moore vs Kansas State (2/23/19)
Played every minute in a game	Michelle Berry (40:00), vs Texas Tech (01/23/21)
Played more than 40 min.	Lauren Heard (43:21), Michelle Berry (41:25), vs. Kansas (01/17/21)



LEAD/DEFICIT BREAKDOWNS

	1Q SCORE TCU-OPP	HT SCORE TCU-OPP	3Q SCORE TCU-OPP	FINAL TCU-OPP	LARGEST LEAD	LARGEST DEFICIT	TIMES TIED	LEAD CHANGES
Incarnate Word	17-19 (-2)	38-35 (+3)	61-47 (+14)	84-59 (+25)	25 (84-59, :25, 4Q)	4 (15-19, :09, 1Q)	7	4
Central Arkansas	20-12 (+8)	26-31 (-5)	50-41 (+9)	65-48 (+17)	17 (65-48, :42, 4Q)	7 (26-33, 9:47, 3Q)	6	4
Iowa State	10-28 (-18)	32-54 (-22)	52-75 (-23)	68-91 (-23)	0 (0-0, 10:00, 1Q)	27 (18-45, 4:17, 2Q)	0	0
Lamar	15-11 (+4)	33-27 (+6)	54-45 (+9)	79-53 (+26)	26 (79-53, :24, 4Q)	2 (15-17, 8:11, 2Q)	3	2
Middle Tennessee	12-18 (-6)	34-35 (-1)	61-61 (0)	83-77 (+6)	9 (72-63, 6:56, 4Q)	11 (41-52, 6:25, 3Q)	8	8
at Texas Tech	20-13 (+7)	36-31 (+5)	50-51 (-1)	27-78 (-6)	16 (20-4, 2:13, 1Q)	7 (52-59, 7:06, 4Q)	4	8
Oral Roberts	9-5 (+4)	24-14 (+10)	44-33 (+11)	62-48 (+14)	18 (32-14, 7:48, 3Q)	1 (0-1, 9:23, 1Q)	0	1
Baylor	10-20 (-10)	23-35 (-12)	38-50 (-12)	50-74 (-24)	1 (5-4, 5:47, 1Q)	24 (50-74, 0:04, 4Q)	0	2
Oklahoma State	16-22 (-6)	25-37 (12)	40-65 (-25)	53-78 (-25)	0 (0-0, 10:00, 1Q)	30 (43-73, 6:32, 4Q)	0	0
at Oklahoma State	8-22 (-14)	22-37 (15)	36-63 (-27)	50-69 (-19)	0 (0-0, 10:00, 1Q)	27 (36-63, 0:06, 4Q)	3	0
Kansas	25-15 (+10)	36-30 (+6)	49-54 (-5)	81-78, OT (+3)	10 (25-15, 0:03, 1Q)	7 (49-56, 9:40, 4Q)	5	3
at Texas	14-16 (-2)	24-38 (-14)	39-55 (-16)	54-71 (-17)	5 (12-7, 3:31, 1Q)	18 (44-62, 6:46, 4Q)	6	3
Texas Tech	9-10 (-1)	20-24 (-4)	34-39 (-5)	61-53 (+8)	8 (61-53, 0:14, 4Q)	13 (11-24, 4:28, 2Q)	2	5
at Baylor	13-23 (-10)	23-36 (-13)	35-60 (-25)	49-82 (-33)	0 (0-0, 10:00, 1Q)	36 (40-76, 4:32, 4Q)	2	0
West Virginia	17-18 (-1)	35-38 (-3)	45-56 (-11)	70-79 (-9)	7 (11-4, 7:09, 1Q)	14 (42-56, 0:51, 3Q)	7	12
at Oklahoma State								
at Kansas								
Kansas State								
at Iowa State								
Texas								
at West Virginia								
Oklahoma								



CAROLINE GERMOND

5-7 | G | JR.

ANGERS, FRANCE | SOUTH PLAINS COLLEGE



2020-21 GAME-BY-GAME STATISTICS

DATE	OPPONENT	MIN	FG	%	3FG	%	FT	%	O	D	T	PF	A	TO	B	S	PT
N25	Incarnate Word	28	4-12	.333	1-4	.250	0-0	.000	0	2	2	4	3	1	0	6	9
N28	Central Arkansas	25	1-5	.200	1-3	.333	0-0	.000	1	0	1	3	2	2	0	3	3
D2	Iowa State	28	2-5	.400	1-3	.333	1-2	.500	1	2	3	3	4	0	0	1	6
D9	Lamar	18	1-2	.500	0-1	.000	0-0	.000	0	1	1	3	4	0	0	0	2
D13	Middle Tennessee	31	4-10	.400	2-4	.500	0-0	.000	0	1	1	2	7	2	0	1	10
D19	at Texas Tech	30	1-7	.143	1-5	.200	0-0	.000	2	1	3	4	4	1	0	0	3
D22	Oral Roberts	27	3-6	.500	0-1	.000	0-0	.000	1	2	3	2	5	3	0	2	6
J2	Baylor	24	1-5	.200	0-1	.000	0-0	.000	0	0	0	2	3	0	0	0	2
J6	Oklahoma State	23	0-3	.000	0-2	.000	0-0	.000	0	2	2	2	2	1	1	1	0
J9	at Oklahoma State	20	0-4	.000	0-2	.000	0-0	.000	0	2	2	0	2	4	0	0	0
J17	Kansas	28	3-10	.300	1-5	.200	0-0	.000	0	2	2	4	8	2	1	0	7
J20	at Texas	39	2-8	.250	0-2	.000	2-2	1.000	1	3	4	2	3	6	0	0	6
J23	Texas Tech	30	2-9	.222	0-4	.000	0-0	.000	0	5	5	4	4	1	1	1	4
J26	at Baylor	17	1-3	.333	0-1	.000	0-0	.000	1	1	2	3	3	1	0	1	2
J30	West Virginia	23	1-4	.250	0-1	.000	0-0	.000	0	0	0	3	4	3	0	1	2
F3	at Oklahoma State																
F6	at Kansas																
F10	Kansas State																
F13	at Iowa State																
F17	Texas																
F20	at West Virginia																
F24	at Oklahoma																

SEASON/CAREER HIGHS

POINTS		
2020-21:	10	Middle Tennessee (12/13/20)
Career:	10	Middle Tennessee (12/13/20)
MINUTES		
2020-21:	39	at Texas (01/20/21)
Career:	39	at Texas (01/20/21)
FIELD GOALS		
2020-21:	4 (2x)	last, Middle Tennessee (12/13/20)
Career:	4 (2x)	last, Middle Tennessee (12/13/20)
3-POINT FIELD GOALS		
2020-21:	2	Middle Tennessee (12/13/20)
Career:	2	Middle Tennessee (12/13/20)
FREE THROWS		
2020-21:	2	at Texas (01/20/21)
Career:	2	at Texas (01/20/21)
REBOUNDS		
2020-21:	5	Texas Tech (01/23/21)
Career:	5	Texas Tech (01/23/21)
ASSISTS		
2020-21:	8	Kansas (01/17/21)
Career:	8	Kansas (01/17/21)
BLOCKS		
2020-21:	1 (3x)	last, Texas Tech (01/23/21)
Career:	1 (3x)	last, Texas Tech (01/23/21)
STEALS		
2020-21:	6	Incarnate Word (11/25/20)
Career:	6	Incarnate Word (11/25/20)

CAROLINE GERMOND'S CAREER STATISTICS

	GP	GS	MIN	AVG.	FG	ATT	PCT	3FG	ATT	PCT	FT	ATT	PCT	OFF	DEF	TOT	AVG.	PF	D	AST	A/G	TO	B	S	TP	AVG.
2020-21	15	9	391	26.1	26	93	.280	7	39	.179	3	4	.750	7	24	31	2.1	41	0	58	3.9	27	3	17	62	4.1
TOTAL	15	9	391	26.1	26	93	.280	7	39	.179	3	4	.750	7	24	31	2.1	41	0	58	3.9	27	3	17	62	4.1



AAHLYAH JACKSON

5-10 | G | GR.

FT. SMITH, ARK. | NORTHSIDE HIGH SCHOOL (TEXAS A&M)

1**2020-21 GAME-BY-GAME STATISTICS**

DATE	OPPONENT	MIN	FG	%	3FG	%	FT	%	O	D	T	PF	A	TO	B	S	PT
N25	Incarnate Word	29	2-7	.286	0-1	.000	3-3	1.000	2	1	3	1	3	2	0	3	7
N28	Central Arkansas	25	5-5	1.000	1-1	1.000	2-6	.333	1	1	2	4	2	1	1	1	13
D2	Iowa State	28	1-6	.167	1-2	.500	0-0	.000	0	4	4	2	3	2	1	0	3
D9	Lamar	29	4-6	.667	0-0	.000	5-6	.833	1	3	4	2	0	1	2	1	13
D13	Middle Tennessee	24	0-5	.000	0-2	.000	1-2	.500	1	1	2	4	2	2	0	1	1
D19	at Texas Tech	21	1-5	.200	0-1	.000	0-0	.000	0	1	1	4	1	1	0	0	2
D22	Oral Roberts	24	2-4	.500	1-1	1.000	0-2	.000	0	0	0	1	1	1	2	2	5
J2	Baylor	32	1-6	.167	1-4	.250	2-2	1.000	1	3	4	2	0	4	0	3	5
J6	Oklahoma State	26	1-7	.143	1-5	.200	0-0	.000	0	1	1	0	1	1	0	0	3
J9	at Oklahoma State	13	1-5	.200	1-4	.250	0-0	.000	1	1	2	2	0	1	0	0	3
J17	Kansas	39	4-12	.333	4-11	.364	1-2	.500	1	3	4	4	4	1	1	2	13
J20	at Texas	20	1-2	.500	1-2	.500	2-4	.500	0	2	2	3	1	1	0	0	5
J23	Texas Tech	36	1-8	.125	0-3	.000	0-0	.000	2	6	8	3	0	0	0	0	2
J26	at Baylor	28	0-4	.000	0-2	.000	0-0	.000	1	5	6	1	1	1	0	0	0
J30	West Virginia	37	3-6	.500	3-4	.750	0-0	.000	1	5	6	3	1	1	1	1	9
F3	at Oklahoma State																
F6	at Kansas																
F10	Kansas State																
F13	at Iowa State																
F17	Texas																
F20	at West Virginia																
F24	at Oklahoma																

SEASON/CAREER HIGHS**POINTS**

2020-21: 13 (3x) last, Kansas (01/17/21)
 Career: 13 (3x) last, Kansas (01/17/21)

MINUTES

2020-21: 39 Kansas (01/17/21)
 Career: 39 Kansas (01/17/21)

FIELD GOALS

2020-21: 5 Central Arkansas (11/28/20)
 Career: 5 Central Arkansas (11/28/20)

3-POINT FIELD GOALS

2020-21: 4 Kansas (01/17/21)
 Career: 4 Kansas (01/17/21)

FREE THROWS

2020-21: 5 Lamar (12/09/20)
 Career: 7 PVAMU (12/21/18)*

REBOUNDS

2020-21: 8 Texas Tech (01/23/21)
 Career: 8 Texas Tech (01/23/21)

ASSISTS

2020-21: 4 Kansas (01/17/21)
 Career: 4 Kansas (01/17/21)

BLOCKS

2020-21: 2 (2x) last, Oral Roberts (12/22/20)
 Career: 2 (2x) last, Oral Roberts (12/22/20)

STEALS

2020-21: 3 (2x) last, Baylor (01/02/21)
 Career: 3 (3x) last, Baylor (01/02/21)

* - at Texas A&M

AAHLYAH JACKSON'S CAREER STATISTICS (TCU STATISTICS ONLY)

	GP	GS	MIN	AVG. FG	ATT	PCT	3FG	ATT	PCT	FT	ATT	PCT	OFF	DEF	TOT	AVG.	PF	D	AST	A/G	TO	B	S	TP	AVG.	
2020-21	15	15	411	27.4	27	88	.307	14	43	.326	16	27	.593	12	37	49	3.3	36	0	20	1.3	20	8	14	84	5.6
TOTAL	15	15	411	27.4	27	88	.307	14	43	.326	16	27	.593	12	37	49	3.3	36	0	20	1.3	20	8	14	84	5.6



AMARI CONN

5-7 | G | FR.

KANSAS CITY, MO. | LINCOLN PREP

4



2020-21 GAME-BY-GAME STATISTICS

DATE	OPPONENT	MIN	FG	%	3FG	%	FT	%	O	D	T	PF	A	TO	B	S	PT
N25	Incarinate Word	5	1-2	.500	0-1	.000	0-0	.000	0	1	1	0	0	1	0	0	2
N28	Central Arkansas	3	1-1	1.000	0-0	.000	0-0	.000	0	2	2	0	0	0	0	0	2
D2	Iowa State	-	-	-	-	-	-	-	DNP	-	-	-	-	-	-	-	-
D9	Lamar	2	1-1	1.000	1-1	1.000	0-0	.000	0	0	0	0	0	1	0	0	3
D13	Middle Tennessee	-	-	-	-	-	-	-	DNP	-	-	-	-	-	-	-	-
D19	at Texas Tech	-	-	-	-	-	-	-	DNP	-	-	-	-	-	-	-	-
D22	Oral Roberts	1	0-0	.000	0-0	.000	0-0	.000	0	1	1	0	0	0	0	0	0
J2	Baylor	-	-	-	-	-	-	-	DNP	-	-	-	-	-	-	-	-
J6	Oklahoma State	10	1-3	.333	1-3	.333	0-0	.000	0	2	2	0	1	2	1	1	3
J9	at Oklahoma State	13	2-3	.667	2-3	.667	0-0	.000	0	1	1	1	0	1	0	0	6
J17	Kansas	-	-	-	-	-	-	-	DNP	-	-	-	-	-	-	-	-
J20	at Texas	-	-	-	-	-	-	-	DNP	-	-	-	-	-	-	-	-
J23	Texas Tech	-	-	-	-	-	-	-	DNP	-	-	-	-	-	-	-	-
J26	at Baylor	5	0-0	.000	0-0	.000	0-0	.000	0	0	0	1	0	0	0	0	0
J30	West Virginia	-	-	-	-	-	-	-	DNP	-	-	-	-	-	-	-	-
F3	at Oklahoma State	-	-	-	-	-	-	-	-	-	-	-	-	-	-	-	-
F6	at Kansas	-	-	-	-	-	-	-	-	-	-	-	-	-	-	-	-
F10	Kansas State	-	-	-	-	-	-	-	-	-	-	-	-	-	-	-	-
F13	at Iowa State	-	-	-	-	-	-	-	-	-	-	-	-	-	-	-	-
F17	Texas	-	-	-	-	-	-	-	-	-	-	-	-	-	-	-	-
F20	at West Virginia	-	-	-	-	-	-	-	-	-	-	-	-	-	-	-	-
F24	at Oklahoma	-	-	-	-	-	-	-	-	-	-	-	-	-	-	-	-

SEASON/CAREER HIGHS

POINTS	2020-21:	6	at Oklahoma State (01/09/21)
Career:	6	at Oklahoma State (01/09/21)	

MINUTES	2020-21:	13	at Oklahoma State (01/09/21)
Career:	13	at Oklahoma State (01/09/21)	

FIELD GOALS	2020-21:	2	at Oklahoma State (01/09/21)
Career:	2	at Oklahoma State (01/09/21)	

3-POINT FIELD GOALS	2020-21:	2	at Oklahoma State (01/09/21)
Career:	2	at Oklahoma State (01/09/21)	

FREE THROWS	2020-21:	--	--
Career:	--	--	

REBOUNDS	2020-21:	2 (2x)	last, Oklahoma State (01/06/21)
Career:	2 (2x)	last, Oklahoma State (01/06/21)	

ASSISTS	2020-21:	1	Oklahoma State (01/06/21)
Career:	1	Oklahoma State (01/06/21)	

BLOCKS	2020-21:	1	Oklahoma State (01/06/21)
Career:	1	Oklahoma State (01/06/21)	

STEALS	2020-21:	1	Oklahoma State (01/06/21)
Career:	1	Oklahoma State (01/06/21)	

AMARI CONN'S CAREER STATISTICS

	GP	GS	MIN	AVG. FG	ATT	PCT	3FG	ATT	PCT	FT	ATT	PCT	OFF	DEF	TOT	AVG.	PF	D	AST	A/G	TO	B	S	TP	AVG.	
2020-21	7	0	39	5.6	6	10	.600	4	8	.500	0	0	.000	0	7	7	1.0	2	0	1	0.1	5	1	1	16	2.3
TOTAL	7	0	39	5.6	6	10	.600	4	8	.500	0	0	.000	0	7	7	1.0	2	0	1	0.1	5	1	1	16	2.3



YUMMY MORRIS

6-3 | F | JR.

NORTH LITTLE ROCK, ARK. | NORTH LITTLE ROCK HIGH SCHOOL

5



2019-20 GAME-BY-GAME STATISTICS

DATE	OPPONENT	MIN	FG	%	3FG	%	FT	%	O	D	T	PF	A	TO	B	S	PT
N25	Incarnate Word	26	12-17	.706	0-0	.000	2-2	1.000	2	4	6	3	0	1	0	2	26
N28	Central Arkansas	22	3-5	.600	0-0	.000	0-0	.000	4	5	9	2	2	2	1	1	6
D2	Iowa State	16	0-4	.000	0-0	.000	2-2	1.000	0	3	3	1	0	2	3	0	2
D9	Lamar	23	8-11	.727	0-0	.000	4-6	.667	2	2	4	1	0	2	0	0	20
D13	Middle Tennessee	28	1-4	.250	0-0	.000	3-4	.750	3	3	6	3	1	0	2	0	5
D19	at Texas Tech	18	3-8	.375	0-0	.000	0-0	.000	2	5	7	1	1	2	1	0	6
D22	Oral Roberts	23	7-15	.467	0-0	.000	1-1	1.000	1	7	8	2	3	2	4	0	15
J2	Baylor	20	4-6	.667	0-0	.000	0-0	.000	1	2	3	4	0	2	0	0	8
J6	Oklahoma State	25	2-7	.286	0-0	.000	2-2	1.000	1	6	7	1	2	3	1	0	6
J9	at Oklahoma State	16	1-4	.250	0-0	.000	0-0	.000	0	1	1	4	1	3	0	1	2
J17	Kansas	34	6-10	.600	0-0	.000	4-4	1.000	2	6	8	4	0	3	2	1	16
J20	at Texas	14	3-4	.750	0-0	.000	0-0	.000	1	1	2	4	0	2	0	1	6
J23	Texas Tech	10	1-2	.500	0-0	.000	0-0	.000	0	3	3	0	0	0	0	0	2
J26	at Baylor	22	3-7	.429	0-0	.000	0-0	.000	2	3	5	1	0	2	0	0	6
J30	West Virginia	18	4-6	.667	0-0	.000	0-0	.000	0	4	4	3	1	1	0	0	8
F3	at Oklahoma State																
F6	at Kansas																
F10	Kansas State																
F13	at Iowa State																
F17	Texas																
F20	at West Virginia																
F24	at Oklahoma																

SEASON/CAREER HIGHS

POINTS		
2020-21:	26	Incarnate Word (11/25/20)
Career:	26	Incarnate Word (11/25/20)
MINUTES		
2020-21:	34	Kansas (01/17/21)
Career:	34	Kansas (01/17/21)
FIELD GOALS		
2020-21:	12	Incarnate Word (11/25/20)
Career:	12	Incarnate Word (11/25/20)
3-POINT FIELD GOALS		
2020-21:	--	--
Career:	--	--
FREE THROWS		
2020-21:	4 (2x)	last, Kansas (01/17/21)
Career:	6	Southern (12/16/18)
REBOUNDS		
2020-21:	9	Central Arkansas (11/28/20)
Career:	9 (2x)	last, Central Arkansas (11/28/20)
ASSISTS		
2020-21:	3	Oral Roberts (12/22/20)
Career:	3	Oral Roberts (12/22/20)
BLOCKS		
2020-21:	4	Oral Roberts (12/22/20)
Career:	4 (2x)	Oral Roberts (12/22/20)
STEALS		
2020-21:	2	Incarnate Word (11/25/20)
Career:	3	MVSU (11/11/18)

YUMMY MORRIS' CAREER STATISTICS

	GP	GS	MIN	AVG.	FG	ATT	PCT	3FG	ATT	PCT	FT	ATT	PCT	OFF	DEF	TOT	AVG.	PF	D	AST	A/G	TO	B	S	TP	AVG.
2018-19	25	0	170	6.8	24	51	.471	0	0	.000	30	41	.732	19	34	53	2.1	26	0	3	0.1	22	18	6	78	3.1
2019-20	29	0	255	8.8	37	86	.430	0	0	.000	14	20	.700	37	39	76	2.6	46	0	7	0.2	27	16	13	88	3.0
2020-21	15	13	315	21.0	58	110	.527	0	0	.000	18	21	.857	21	55	76	5.1	34	0	11	0.7	27	14	6	134	8.9
TOTAL	69	13	740	10.7	119	247	.482	0	0	.000	62	82	.756	77	128	205	3.0	106	0	21	0.3	76	48	25	300	4.3



EMMA SCHMIDT

5-9 | G | SR.

WAUKEE, IOWA | WAUKEE HIGH SCHOOL

10



2020-21 GAME-BY-GAME STATISTICS

DATE	OPPONENT	MIN	FG	%	3FG	%	FT	%	O	D	T	PF	A	TO	B	S	PT
N25	Incarnate Word	2	0-0	.000	0-0	.000	0-0	.000	0	0	0	1	0	0	0	0	0
N28	Central Arkansas	1	0-0	.000	0-0	.000	0-2	.000	0	2	2	0	0	0	0	0	0
D2	Iowa State	-	-	-	-	-	-	-	DNP	-	-	-	-	-	-	-	-
D9	Lamar	1	0-0	.000	0-0	.000	0-0	.000	1	0	1	0	0	0	0	0	0
D13	Middle Tennessee	-	-	-	-	-	-	-	DNP	-	-	-	-	-	-	-	-
D19	at Texas Tech	-	-	-	-	-	-	-	DNP	-	-	-	-	-	-	-	-
D22	Oral Roberts	-	-	-	-	-	-	-	DNP	-	-	-	-	-	-	-	-
J2	Baylor	-	-	-	-	-	-	-	DNP	-	-	-	-	-	-	-	-
J6	Oklahoma State	-	-	-	-	-	-	-	DNP	-	-	-	-	-	-	-	-
J9	at Oklahoma State	-	-	-	-	-	-	-	DNP	-	-	-	-	-	-	-	-
J17	Kansas	-	-	-	-	-	-	-	DNP	-	-	-	-	-	-	-	-
J20	at Texas	-	-	-	-	-	-	-	DNP	-	-	-	-	-	-	-	-
J23	Texas Tech	-	-	-	-	-	-	-	DNP	-	-	-	-	-	-	-	-
J26	at Baylor	-	-	-	-	-	-	-	DNP	-	-	-	-	-	-	-	-
J30	West Virginia	-	-	-	-	-	-	-	DNP	-	-	-	-	-	-	-	-
F3	at Oklahoma State	-	-	-	-	-	-	-	-	-	-	-	-	-	-	-	-
F6	at Kansas	-	-	-	-	-	-	-	-	-	-	-	-	-	-	-	-
F10	Kansas State	-	-	-	-	-	-	-	-	-	-	-	-	-	-	-	-
F13	at Iowa State	-	-	-	-	-	-	-	-	-	-	-	-	-	-	-	-
F17	Texas	-	-	-	-	-	-	-	-	-	-	-	-	-	-	-	-
F20	at West Virginia	-	-	-	-	-	-	-	-	-	-	-	-	-	-	-	-
F24	at Oklahoma	-	-	-	-	-	-	-	-	-	-	-	-	-	-	-	-

SEASON/CAREER HIGHS

POINTS		
2020-21:	--	--
Career:	--	--
MINUTES		
2020-21:	2	Incarnate Word (11/25/20)
Career:	2	Incarnate Word (11/25/20)
FIELD GOALS		
2020-21:	--	--
Career:	--	--
3-POINT FIELD GOALS		
2020-21:	--	--
Career:	--	--
FREE THROWS		
2020-21:	--	--
Career:	--	--
REBOUNDS		
2020-21:	2	Central Arkansas (11/28/20)
Career:	2	Central Arkansas (11/28/20)
ASSISTS		
2020-21:	--	--
Career:	--	--
BLOCKS		
2020-21:	--	--
Career:	--	--
STEALS		
2020-21:	--	--
Career:	--	--

EMMA SCHMIDT'S CAREER STATISTICS

	GP	GS	MIN	AVG. FG	ATT	PCT	3FG	ATT	PCT	FT	ATT	PCT	OFF	DEF	TOT	AVG.	PF	D	AST	A/G	TO	B	S	TP	AVG.
2020-21	3	0	4	1.3	0	0	.000	0	0	.000	0	2	.000	1	2	3	1.0	1	0	0	0.0	0	0	0	0.0
TOTAL	3	0	4	1.3	0	0	.000	0	0	.000	0	2	.000	1	2	3	1.0	1	0	0	0.0	0	0	0	0.0



AALIYAH MORGAN

6-1 | F | FR.

TYLER, TEXAS | LEE HIGH SCHOOL

12



2020-21 GAME-BY-GAME STATISTICS

DATE	OPPONENT	MIN	FG	%	3FG	%	FT	%	O	D	T	PF	A	TO	B	S	PT
N25	Incarinate Word	6	0-0	.000	0-0	.000	0-0	.000	0	2	2	0	1	1	0	0	0
N28	Central Arkansas	3	0-0	.000	0-0	.000	0-0	.000	0	0	0	1	0	1	0	0	0
D2	Iowa State	2	0-0	.000	0-0	.000	0-0	.000	0	0	0	0	0	0	0	0	0
D9	Lamar	4	0-0	.000	0-0	.000	0-0	.000	0	2	2	0	1	0	0	0	0
D13	Middle Tennessee	-	-	-	-	-	-	-	DNP	-	-	-	-	-	-	-	-
D19	at Texas Tech	-	-	-	-	-	-	-	DNP	-	-	-	-	-	-	-	-
D22	Oral Roberts	-	-	-	-	-	-	-	DNP	-	-	-	-	-	-	-	-
J2	Baylor	-	-	-	-	-	-	-	DNP	-	-	-	-	-	-	-	-
J6	Oklahoma State	-	-	-	-	-	-	-	DNP	-	-	-	-	-	-	-	-
J9	at Oklahoma State	-	-	-	-	-	-	-	DNP	-	-	-	-	-	-	-	-
J17	Kansas	-	-	-	-	-	-	-	DNP	-	-	-	-	-	-	-	-
J20	at Texas	-	-	-	-	-	-	-	DNP	-	-	-	-	-	-	-	-
J23	Texas Tech	-	-	-	-	-	-	-	DNP	-	-	-	-	-	-	-	-
J26	at Baylor	6	0-2	.000	0-2	.000	0-0	.000	0	0	0	0	1	0	0	0	0
J30	West Virginia	-	-	-	-	-	-	-	DNP	-	-	-	-	-	-	-	-
F3	at Oklahoma State	-	-	-	-	-	-	-	-	-	-	-	-	-	-	-	-
F6	at Kansas	-	-	-	-	-	-	-	-	-	-	-	-	-	-	-	-
F10	Kansas State	-	-	-	-	-	-	-	-	-	-	-	-	-	-	-	-
F13	at Iowa State	-	-	-	-	-	-	-	-	-	-	-	-	-	-	-	-
F17	Texas	-	-	-	-	-	-	-	-	-	-	-	-	-	-	-	-
F20	at West Virginia	-	-	-	-	-	-	-	-	-	-	-	-	-	-	-	-
F24	at Oklahoma	-	-	-	-	-	-	-	-	-	-	-	-	-	-	-	-

SEASON/CAREER HIGHS

POINTS	2020-21: --	Career: --
MINUTES	2020-21: 6 (2x) last, at Baylor (01/26/21)	Career: 6 (2x) last, at Baylor (01/26/21)
FIELD GOALS	2020-21: --	Career: --
3-POINT FIELD GOALS	2020-21: --	Career: --
FREE THROWS	2020-21: --	Career: --
REBOUNDS	2020-21: 2 (2x) last, Lamar (12/09/20)	Career: 2 (2x) last, Lamar (12/09/20)
ASSISTS	2020-21: 1 (3x) last, at Baylor (01/26/21)	Career: 1 (3x) last, at Baylor (01/26/21)
BLOCKS	2020-21: --	Career: --
STEALS	2020-21: --	Career: --

AALIYAH MORGAN'S CAREER STATISTICS

	GP	GS	MIN	AVG. FG	ATT	PCT	3FG	ATT	PCT	FT	ATT	PCT	OFF	DEF	TOT	AVG.	PF	D	AST	A/G	TO	B	S	TP	AVG.	
2020-21	4	0	15	3.8	0	0	.000	0	0	.000	0	0	.000	0	4	4	1.0	1	0	2	0.5	2	0	0	0	0.0
TOTAL	4	0	15	3.8	0	0	.000	0	0	.000	0	0	.000	0	4	4	1.0	1	0	2	0.5	2	0	0	0	0.0



TAVY DIGGS

6-2 | G/F | SO.

RICHARDSON, TEXAS | PLANO EAST HIGH SCHOOL

13



2019-20 GAME-BY-GAME STATISTICS

DATE	OPPONENT	MIN	FG	%	3FG	%	FT	%	O	D	T	PF	A	TO	B	S	PT
N25	Incarinate Word	16	4-5	.800	0-0	.000	1-2	.500	2	6	8	4	4	2	0	1	9
N28	Central Arkansas	21	3-5	.600	0-0	.000	1-1	1.000	2	4	6	1	3	2	0	1	7
D2	Iowa State	35	9-17	.529	0-0	.000	1-1	1.000	2	0	2	5	2	2	1	1	19
D9	Lamar	30	2-6	.333	0-0	.000	0-0	.000	0	7	7	0	4	2	2	0	4
D13	Middle Tennessee	26	8-14	.571	2-2	1.000	0-0	.000	0	4	4	2	0	1	0	1	18
D19	at Texas Tech	28	4-10	.400	0-1	.000	1-2	.500	0	1	1	4	2	1	0	1	9
D22	Oral Roberts	17	0-1	.000	0-0	.000	1-2	.500	0	4	4	1	0	0	0	2	1
J2	Baylor	15	2-8	.250	0-1	.000	1-1	1.000	1	1	2	4	2	1	2	1	5
J6	Oklahoma State	31	4-10	.400	0-0	.000	0-2	.000	1	4	5	0	1	1	0	0	8
J9	at Oklahoma State	14	1-4	.250	0-0	.000	0-0	.000	3	1	4	2	1	1	0	0	2
J17	Kansas	16	5-7	.714	0-1	.000	0-0	.000	0	2	2	2	0	4	0	0	10
J20	at Texas	20	2-6	.333	0-1	.000	3-4	.750	2	3	5	5	1	0	0	0	7
J23	Texas Tech	16	1-1	1.000	0-0	.000	0-0	.000	0	2	2	3	0	2	0	1	2
J26	at Baylor	13	2-4	.500	0-0	.000	0-0	.000	1	1	2	4	0	2	0	0	4
J30	West Virginia	4	0-0	.000	0-0	.000	0-0	.000	0	0	0	1	0	1	0	0	0
F3	at Oklahoma State																
F6	at Kansas																
F10	Kansas State																
F13	at Iowa State																
F17	Texas																
F20	at West Virginia																
F24	at Oklahoma																

SEASON/CAREER HIGHS

POINTS	MINUTES	FIELD GOALS	3-POINT FIELD GOALS	FREE THROWS	REBOUNDS	ASSISTS	BLOCKS	STEALS
2020-21: 19	2020-21: 35	2020-21: 9	2020-21: 2	2020-21: 3	2020-21: 8	2020-21: 4 (2x)	2020-21: 2 (2x)	2020-21: 2
Career: 19	Career: 35	Career: 9	Career: 2	Career: 3	Career: 8	Career: 4 (2x)	Career: 2 (2x)	Career: 2
Iowa State (12/02/20)	Iowa State (12/02/20)	Iowa State (12/02/20)	Middle Tennessee (12/13/20)	at Texas (01/20/21)	Incarinate Word (11/25/20)	last, Lamar (12/09/20)	last, Baylor (01/02/21)	Oral Roberts (12/22/20)
Iowa State (12/02/20)	Iowa State (12/02/20)	Iowa State (12/02/20)	Middle Tennessee (12/13/20)	at Texas (01/20/21)	Incarinate Word (11/25/20)	last, Lamar (12/09/20)	last, Baylor (01/02/21)	Oral Roberts (12/22/20)

TAVY DIGGS' CAREER STATISTICS

	GP	GS	MIN	AVG. FG	ATT	PCT	3FG	ATT	PCT	FT	ATT	PCT	OFF	DEF	TOT	AVG.	PF	D	AST	A/G	TO	B	S	TP	AVG.	
2019-20	12	0	40	3.3	5	11	.455	0	0	.000	1	3	.333	2	12	14	1.2	6	0	0	0.0	8	1	1	11	0.9
2020-21	15	5	302	20.1	47	98	.480	2	6	.333	9	15	.600	14	40	54	3.6	38	2	20	1.3	22	5	9	105	7.0
TOTAL	27	5	342	12.7	52	109	.477	2	6	.333	10	18	.556	16	52	68	2.5	44	2	20	0.7	30	6	10	116	4.3



AJA HOLMES

5-8 | G | FR.

CIBOLO, TEXAS | STEELE HIGH SCHOOL

15



2020-21 GAME-BY-GAME STATISTICS

DATE	OPPONENT	MIN	FG	%	3FG	%	FT	%	O	D	T	PF	A	TO	B	S	PT
N25	Incarinate Word	17	0-3	.000	0-3	.000	0-0	.000	0	1	1	0	0	0	0	1	0
N28	Central Arkansas	17	0-6	.000	0-5	.000	0-0	.000	0	1	1	1	0	1	0	2	0
D2	Iowa State	14	0-2	.000	0-2	.000	0-0	.000	0	2	2	1	1	1	0	0	0
D9	Lamar	9	1-2	.500	0-1	.000	0-0	.000	0	0	0	0	1	0	0	1	2
D13	Middle Tennessee	12	3-6	.500	3-6	.500	0-0	.000	0	0	0	2	1	0	0	0	9
D19	at Texas Tech	7	1-2	.500	1-2	.500	0-0	.000	0	0	0	1	0	0	0	0	3
D22	Oral Roberts	9	0-2	.000	0-2	.000	0-0	.000	0	0	0	1	0	0	0	0	0
J2	Baylor	15	1-2	.500	1-2	.500	0-0	.000	0	0	0	0	0	0	0	0	3
J6	Oklahoma State	24	5-11	.455	4-10	.400	0-0	.000	0	3	3	4	2	2	0	0	14
J9	at Oklahoma State	16	0-4	.000	0-4	.000	0-0	.000	0	1	1	0	0	0	0	0	0
J17	Kansas	13	2-3	.667	2-3	.667	0-0	.000	0	0	0	0	0	1	0	0	6
J20	at Texas	12	1-3	.333	1-3	.333	0-0	.000	0	0	0	0	0	0	0	0	3
J23	Texas Tech	23	4-7	.571	4-7	.571	2-2	1.000	1	1	2	1	0	1	0	1	14
J26	at Baylor	25	1-4	.250	1-3	.333	0-0	.000	0	1	1	0	0	1	0	1	3
J30	West Virginia	19	1-6	.167	1-6	.167	2-3	.667	0	1	1	1	0	1	0	0	5
F3	at Oklahoma State																
F6	at Kansas																
F10	Kansas State																
F13	at Iowa State																
F17	Texas																
F20	at West Virginia																
F24	at Oklahoma																

SEASON/CAREER HIGHS

POINTS

2020-21: 14 (2x) last, Texas Tech (01/23/21)
 Career: 14 (2x) last, Texas Tech (01/23/21)

MINUTES

2020-21: 24 Oklahoma State (01/06/21)
 Career: 24 Oklahoma State (01/06/21)

FIELD GOALS

2020-21: 5 Oklahoma State (01/06/21)
 Career: 5 Oklahoma State (01/06/21)

3-POINT FIELD GOALS

2020-21: 4 (2x) last, Texas Tech (01/23/21)
 Career: 4 (2x) last, Texas Tech (01/23/21)

FREE THROWS

2020-21: 2 Texas Tech (01/23/21)
 Career: 2 Texas Tech (01/23/21)

REBOUNDS

2020-21: 3 Oklahoma State (01/06/21)
 Career: 3 Oklahoma State (01/06/21)

ASSISTS

2020-21: 2 (2x) last, West Virginia (01/30/21)
 Career: 2 (2x) last, West Virginia (01/30/21)

BLOCKS

2020-21: -- --
 Career: -- --

STEALS

2020-21: 2 Central Arkansas (11/28/20)
 Career: 2 Central Arkansas (11/28/20)

AJA HOLMES' CAREER STATISTICS

	GP	GS	MIN	AVG. FG	ATT	PCT	3FG	ATT	PCT	FT	ATT	PCT	OFF	DEF	TOT	AVG.	PF	D	AST	A/G	TO	B	S	TP	AVG.	
2020-21	15	0	232	15.5	20	.63	.317	18	.59	.305	4	.5	.800	1	11	12	0.8	12	0	5	0.3	8	0	5	62	4.1
TOTAL	15	0	232	15.5	20	.63	.317	18	.59	.305	4	.5	.800	1	11	12	0.8	12	0	5	0.3	8	0	5	62	4.1



LAUREN HEARD

5-9 | G | SR.

DENTON, TEXAS | GUYER HIGH SCHOOL

20



2019-20 GAME-BY-GAME STATISTICS

DATE	OPPONENT	MIN	FG	%	3FG	%	FT	%	O	D	T	PF	A	TO	B	S	PT
N25	Incarinate Word	30	8-17	.471	1-4	.250	5-5	1.000	0	3	3	2	5	4	0	5	22
N28	Central Arkansas	33	5-15	.333	0-4	.000	7-9	.778	1	2	3	3	7	5	1	3	17
D2	Iowa State	31	5-14	.357	1-3	.333	7-12	.583	0	6	6	4	5	3	0	1	18
D9	Lamar	33	5-11	.455	2-3	.667	4-5	.800	1	9	10	1	5	2	0	1	16
D13	Middle Tennessee	36	8-13	.615	1-2	.500	8-9	.889	2	5	7	2	4	4	0	2	25
D19	at Texas Tech	39	8-18	.444	3-6	.500	8-9	.889	1	11	12	3	5	3	0	2	27
D22	Oral Roberts	33	3-11	.273	1-2	.500	9-14	.643	6	3	9	2	5	1	0	1	16
J2	Baylor	32	2-15	.133	1-1	1.000	9-14	.643	2	3	5	4	4	3	0	4	14
J6	Oklahoma State	24	2-12	.167	1-5	.200	1-2	.500	1	2	3	1	4	3	0	0	6
J9	at Oklahoma State	38	9-23	.391	4-11	.364	0-0	.000	0	7	7	3	5	2	0	1	22
J17	Kansas	43	6-16	.375	1-6	.167	6-11	.545	1	5	6	2	7	2	1	2	19
J20	at Texas	32	5-13	.385	2-5	.400	1-2	.500	0	5	5	2	2	7	0	3	13
J23	Texas Tech	38	8-22	.364	0-6	.000	7-7	1.000	0	11	11	0	6	2	1	0	23
J26	at Baylor	37	4-22	.182	1-6	.167	5-10	.500	2	7	9	3	4	7	0	3	14
J30	West Virginia	39	12-16	.750	1-2	.500	9-9	1.000	0	4	4	3	5	5	0	1	34
F3	at Oklahoma State																
F6	at Kansas																
F10	Kansas State																
F13	at Iowa State																
F17	Texas																
F20	at West Virginia																
F24	at Oklahoma																

SEASON/CAREER HIGHS

POINTS		
2020-21:	34	West Virginia (01/30/21)
Career:	34	West Virginia (01/30/21)
MINUTES		
2020-21:	43	Kansas (01/17/21)
Career:	43	Kansas (01/17/21)
FIELD GOALS		
2020-21:	12	West Virginia (01/30/21)
Career:	12	West Virginia (01/30/21)
3-POINT FIELD GOALS		
2020-21:	4	at Oklahoma State (01/09/21)
Career:	5 (2x)	last, at Iowa State (01/15/20)
FREE THROWS		
2020-21:	9 (3x)	last, West Virginia (01/30/21)
Career:	14	at Oklahoma State (01/29/20)
REBOUNDS		
2020-21:	12	at Texas Tech (12/19/20)
Career:	15	Oklahoma State (02/23/20)
ASSISTS		
2020-21:	7 (2x)	last, Kansas (01/17/21)
Career:	7 (5x)	last, Kansas (01/17/21)
BLOCKS		
2020-21:	1 (3x)	last, Texas Tech (01/23/21)
Career:	1 (9x)	last, Texas Tech (01/23/21)
STEALS		
2020-21:	5	Incarinate Word (11/25/20)
Career:	8	at West Virginia (02/16/19)

LAUREN HEARD'S CAREER STATISTICS

	GP	GS	MIN	AVG. FG	ATT	PCT	3FG	ATT	PCT	FT	ATT	PCT	OFF	DEF	TOT	AVG.	PF	D	AST	A/G	TO	B	S	TP	AVG.	
2017-18	36	6	709	19.7	70	.187	.374	20	.61	.328	63	.86	.733	26	81	107	3.0	75	0	61	1.7	56	1	37	223	6.2
2018-19	35	34	993	28.4	92	.293	.314	28	.107	.262	91	.140	.650	33	126	159	4.5	75	1	113	3.2	84	2	63	303	8.7
2019-20	29	29	893	30.8	166	.425	.391	31	.86	.360	171	.227	.753	58	134	192	6.6	80	1	117	4.0	111	3	62	534	18.4
2020-21	15	15	518	34.5	90	.238	.378	20	.66	.303	86	.118	.729	17	83	100	6.7	35	0	73	4.9	53	3	29	286	19.1
TOTAL	115	84	3113	27.1	418	.1143	.366	99	.320	.309	411	.571	.720	134	424	558	4.9	265	2	364	3.2	304	9	191	1346	11.7



KAYLA MOKWUAH

6-4 | G | JR.**LONGMEADOW, MASS. | WILBRAHAM & MONSON ACADEMY (GEORGE WASHINGTON)**

22



2020-21 GAME-BY-GAME STATISTICS

DATE	OPPONENT	MIN	FG	%	3FG	%	FT	%	O	D	T	PF	A	TO	B	S	PT
N25	Incarinate Word	9	2-4	.500	0-0	.000	1-2	.500	3	0	3	4	0	0	0	1	5
N28	Central Arkansas	14	3-6	.500	0-0	.000	0-0	.000	1	0	1	1	1	0	1	0	6
D2	Iowa State	8	1-2	.500	0-0	.000	0-0	.000	1	0	1	0	0	0	0	0	2
D9	Lamar	6	3-7	.429	0-0	.000	1-1	1.000	1	1	2	4	0	1	0	0	7
D13	Middle Tennessee	7	1-1	1.000	0-0	.000	0-0	.000	0	1	1	2	0	0	0	0	2
D19	at Texas Tech	16	3-5	.600	0-0	.000	2-2	1.000	2	1	3	2	2	3	2	0	8
D22	Oral Roberts	18	5-9	.556	0-0	.000	0-0	.000	2	1	3	4	2	5	2	2	10
J2	Baylor	21	2-7	.286	0-0	.000	0-0	.000	1	5	6	2	0	2	1	0	4
J6	Oklahoma State	6	1-4	.250	0-0	.000	0-0	.000	2	0	2	5	1	0	0	0	2
J9	at Oklahoma State	16	3-9	.333	0-0	.000	0-0	.000	1	0	1	1	0	3	0	0	6
J17	Kansas	11	0-1	.000	0-0	.000	0-0	.000	0	1	1	2	0	1	2	1	0
J20	at Texas	21	0-3	.000	0-0	.000	0-0	.000	0	4	4	4	0	1	1	0	0
J23	Texas Tech	4	0-0	.000	0-0	.000	0-0	.000	1	1	2	2	0	1	0	0	0
J26	at Baylor	13	4-7	.571	0-0	.000	0-0	.000	3	2	5	1	0	0	0	1	8
J30	West Virginia	7	1-2	.500	0-0	.000	0-0	.000	0	1	1	2	0	3	1	0	2
F3	at Oklahoma State																
F6	at Kansas																
F10	Kansas State																
F13	at Iowa State																
F17	Texas																
F20	at West Virginia																
F24	at Oklahoma																

SEASON/CAREER HIGHS

POINTS

2020-21: 10 Oral Roberts (12/22/20)
 Career: 18 (2x) last, Rhode Island (02/25/20)*

MINUTES

2020-21: 21 (2x) last, at Texas (01/20/21)
 Career: 27 Georgetown (11/24/19)*

FIELD GOALS

2020-21: 5 Oral Roberts (12/22/20)
 Career: 9 (2x) last, Rhode Island (02/25/20)*

3-POINT FIELD GOALS

2020-21: -- --
 Career: -- --

FREE THROWS

2020-21: 2 at Texas Tech (12/19/20)
 Career: 7 at UMass (02/20/19)

REBOUNDS

2020-21: 6 Baylor (01/02/21)
 Career: 16 at UMass (02/20/19)

ASSISTS

2020-21: 2 (2x) last, Oral Roberts (12/22/20)
 Career: 4 at George Mason (01/04/20)

BLOCKS

2020-21: 2 (3x) last, Kansas (01/17/21)
 Career: 2 (6x) last, Kansas (01/17/21)

STEALS

2020-21: 2 Oral Roberts (12/22/20)
 Career: 4 at Memphis (11/17/19)*

* - at George Washington

KAYLA MOKWUAH'S CAREER STATISTICS (TCU STATISTICS ONLY)

OVERALL	GP	GS	MIN	AVG.	FG	ATT	PCT	3FG	ATT	PCT	FT	ATT	PCT	OFF	DEF	TOT	AVG.	PF	D	AST	A/G	TO	B	S	TP	AVG.
2020-21	15	3	177	11.8	29	67	.433	0	0	.000	4	5	.800	18	18	36	2.4	36	1	6	0.4	20	10	5	62	4.1
TOTAL	15	3	177	11.8	29	67	.433	0	0	.000	4	5	.800	18	18	36	2.4	36	1	6	0.4	20	10	5	62	4.1



MICHELLE BERRY

6-2 | F | SR.

MIAMI, FLA. | MIAMI COUNTRY DAY (VIRGINIA TECH)

23



2019-20 GAME-BY-GAME STATISTICS

DATE	OPPONENT	MIN	FG	%	3FG	%	FT	%	O	D	T	PF	A	TO	B	S	PT
N25	Incarinate Word	29	2-7	.286	0-1	.000	0-0	.000	1	2	3	4	1	3	0	2	4
N28	Central Arkansas	29	4-9	.444	1-2	.500	0-0	.000	0	5	5	1	2	2	0	1	9
D2	Iowa State	31	4-10	.400	2-5	.400	5-5	1.000	2	7	9	3	0	2	0	1	15
D9	Lamar	34	2-6	.333	0-2	.000	0-0	.000	3	7	10	4	3	6	0	0	4
D13	Middle Tennessee	36	4-11	.364	3-6	.500	2-2	1.000	2	6	8	1	2	2	0	0	13
D19	at Texas Tech	37	5-10	.500	2-6	.333	2-2	1.000	2	7	9	5	4	1	0	1	14
D22	Oral Roberts	40	1-2	.500	0-0	.000	3-4	.750	1	8	9	0	2	1	1	2	5
J2	Baylor	31	3-10	.300	2-5	.400	0-1	.000	1	4	5	3	0	4	1	1	8
J6	Oklahoma State	28	2-9	.222	0-2	.000	3-4	.750	3	4	7	0	1	3	0	0	7
J9	at Oklahoma State	38	3-9	.333	3-8	.375	0-0	.000	0	8	8	0	1	1	0	2	9
J17	Kansas	41	4-9	.444	2-6	.333	0-0	.000	2	11	13	2	3	0	2	0	10
J20	at Texas	39	5-15	.333	4-8	.500	0-0	.000	1	6	7	0	2	0	0	0	14
J23	Texas Tech	40	5-14	.357	3-5	.600	1-2	.500	5	8	13	1	1	4	0	0	14
J26	at Baylor	33	4-12	.333	1-7	.143	3-3	1.000	0	4	4	3	0	1	0	2	12
J30	West Virginia	38	1-10	.100	0-7	.000	0-0	.000	2	6	8	1	1	1	0	0	2
F3	at Oklahoma State																
F6	at Kansas																
F10	Kansas State																
F13	at Iowa State																
F17	Texas																
F20	at West Virginia																
F24	at Oklahoma																

SEASON/CAREER HIGHS

POINTS

2020-21:	15	Iowa State (12/02/20)
Career:	38	Portland State (11/13/15)*

MINUTES

2020-21:	41	Kansas (01/17/21)
Career:	42	Wyoming (11/24/15)*

FIELD GOALS

2020-21:	5 (3x)	last, Texas Tech (01/23/21)
Career:	13	Portland State (11/13/15)*

3-POINT FIELD GOALS

2020-21:	4	at Texas (01/20/21)
Career:	4	at Texas (01/20/21)

FREE THROWS

2020-21:	5	Iowa State (12/02/20)
Career:	9	Portland State (11/13/15)*

REBOUNDS

2020-21:	13 (2x)	last, Texas Tech (01/23/21)
Career:	14	Cal Poly (02/18/16)*

ASSISTS

2020-21:	4	at Texas Tech (12/19/20)
Career:	6	at LBSU (01/20/16)*

BLOCKS

2020-21:	2	Kansas (01/17/21)
Career:	2	Kansas (01/17/21)

STEALS

2020-21:	2 (4x)	last, at Baylor (01/26/21)
Career:	5	at Pepperdine (11/20/15)*

* - at Cal State Fullerton

MICHELLE BERRY'S CAREER STATISTICS (TCU STATISTICS ONLY)

	GP	GS	MIN	AVG.	FG	ATT	PCT	3FG	ATT	PCT	FT	ATT	PCT	OFF	DEF	TOT	AVG.	PF	D	AST	A/G	TO	B	S	TP	AVG.
2019-20	29	1	606	20.9	62	155	.400	18	55	.327	19	30	.633	43	111	154	5.3	46	0	25	0.9	35	5	18	161	5.6
2020-21	15	15	524	34.9	49	143	.343	23	70	.329	19	23	.826	25	93	118	7.9	28	1	23	1.5	31	4	12	140	9.3
TOTAL	44	16	1130	25.7	111	298	.372	41	125	.328	38	53	.717	68	204	272	6.2	74	1	48	1.1	66	9	30	301	6.8



**ADHEL
TAC**

5-11 | F | FR.

GARLAND, TEXAS | SACHSE HIGH SCHOOL

24



2020-21 GAME-BY-GAME STATISTICS

DATE	OPPONENT	MIN	FG	%	3FG	%	FT	%	O	D	T	PF	A	TO	B	S	PT
N25	Incarate Word	3	0-1	.000	0-0	.000	0-0	.000	0	2	2	0	0	0	1	0	0
N28	Central Arkansas	3	0-0	.000	0-0	.000	0-0	.000	0	1	1	1	1	1	0	0	0
12/2	Iowa State	4	1-2	.500	0-1	.000	0-0	.000	0	1	1	1	0	0	0	0	2
D9	Lamar	3	1-1	1.000	0-0	.000	0-2	.000	0	2	2	2	0	1	0	0	2
D13	Middle Tennessee	-	-	-	-	-	-	-	DNP	-	-	-	-	-	-	-	-
D19	at Texas Tech	-	-	-	-	-	-	-	DNP	-	-	-	-	-	-	-	-
D22	Oral Roberts	3	1-1	1.000	0-0	.000	0-0	.000	0	0	0	0	0	0	0	0	2
J2	Baylor	10	0-2	.000	0-0	.000	1-2	.500	0	2	2	0	0	0	0	1	1
J6	Oklahoma State	3	2-2	1.000	0-0	.000	0-0	.000	2	0	2	0	0	0	0	0	4
J9	at Oklahoma State	16	0-3	.000	0-1	.000	0-0	.000	3	4	7	2	0	1	0	1	0
J17	Kansas	-	-	-	-	-	-	-	DNP	-	-	-	-	-	-	-	-
J20	at Texas	3	0-0	.000	0-0	.000	0-0	.000	0	1	1	1	0	0	0	0	0
J23	Texas Tech	3	0-0	.000	0-0	.000	0-0	.000	0	1	1	1	0	1	0	0	0
J26	at Baylor	1	0-0	.000	0-0	.000	0-0	.000	0	0	0	0	0	0	0	0	0
J30	West Virginia	-	-	-	-	-	-	-	DNP	-	-	-	-	-	-	-	-
F3	at Oklahoma State																
F6	at Kansas																
F10	Kansas State																
F13	at Iowa State																
F17	Texas																
F20	at West Virginia																
F24	at Oklahoma																

SEASON/CAREER HIGHS

POINTS

2020-21:	4	Oklahoma State (01/06/21)
Career:	4	Oklahoma State (01/06/21)

MINUTES

2020-21:	16	at Oklahoma State (01/09/21)
Career:	16	at Oklahoma State (01/09/21)

FIELD GOALS

2020-21:	2	Oklahoma State (01/06/21)
Career:	2	Oklahoma State (01/06/21)

3-POINT FIELD GOALS

2020-21:	--	--
Career:	--	--

FREE THROWS

2020-21:	1	Baylor (01/02/21)
Career:	1	Baylor (01/02/21)

REBOUNDS

2020-21:	7	at Oklahoma State (01/09/21)
Career:	7	at Oklahoma State (01/09/21)

ASSISTS

2020-21:	1	Central Arkansas (11/28/20)
Career:	1	Central Arkansas (11/28/20)

BLOCKS

2020-21:	1	Incarate Word (11/25/20)
Career:	1	Incarate Word (11/25/20)

STEALS

2020-21:	1(2x) last, at Oklahoma State (01/09/21)
Career:	1(2x) last, at Oklahoma State (01/09/21)

ADHEL TAC'S CAREER STATISTICS

	GP	GS	MIN	AVG. FG	ATT	PCT	3FG	ATT	PCT	FT	ATT	PCT	OFF	DEF	TOT	AVG.	PF	D	AST	A/G	TO	B	S	TP	AVG.	
2020-21	11	0	52	4.7	5	12	.417	0	2	.000	1	4	.250	5	14	19	1.7	8	0	1	0.1	4	1	2	11	1.0
TOTAL	11	0	52	4.7	5	12	.417	0	2	.000	1	4	.250	5	14	19	1.7	8	0	1	0.1	4	1	2	11	1.0



PATRICIA MORRIS

6-7 | F | JR.

DUARTE, CALIF. | DUARTE HIGH SCHOOL (OREGON STATE)

32



2020-21 GAME-BY-GAME STATISTICS

DATE	OPPONENT	MIN	FG	%	3FG	%	FT	%	O	D	T	PF	A	TO	B	S	PT
N25	Incarnat Word	-	-	-	-	-	-	-	DNP	-	-	-	-	-	-	-	-
N28	Central Arkansas	4	0-1	.000	0-0	.000	2-2	1.000	1	2	3	3	0	3	0	0	2
D2	Iowa State	3	0-0	.000	0-0	.000	1-2	.500	0	0	0	1	0	0	0	0	1
D9	Lamar	8	3-4	.750	0-0	.000	0-0	.000	0	3	3	2	0	0	1	0	6
D13	Middle Tennessee	-	-	-	-	-	-	-	DNP	-	-	-	-	-	-	-	-
D19	at Texas Tech	4	0-0	.000	0-0	.000	0-0	.000	0	0	0	1	0	0	0	0	0
D22	Oral Roberts	5	1-2	.500	0-0	.000	0-0	.000	0	1	1	5	0	4	2	0	2
J2	Baylor	-	-	-	-	-	-	-	DNP	-	-	-	-	-	-	-	-
J6	Oklahoma State	-	-	-	-	-	-	-	DNP	-	-	-	-	-	-	-	-
J9	at Oklahoma State	-	-	-	-	-	-	-	DNP	-	-	-	-	-	-	-	-
J17	Kansas	-	-	-	-	-	-	-	DNP	-	-	-	-	-	-	-	-
J20	at Texas	-	-	-	-	-	-	-	DNP	-	-	-	-	-	-	-	-
J23	Texas Tech	-	-	-	-	-	-	-	DNP	-	-	-	-	-	-	-	-
J26	at Baylor	-	-	-	-	-	-	-	DNP	-	-	-	-	-	-	-	-
J30	West Virginia	15	0-0	.000	0-0	.000	8-8	1.000	0	2	2	4	0	3	2	0	8
F3	at Oklahoma State	-	-	-	-	-	-	-	-	-	-	-	-	-	-	-	-
F6	at Kansas	-	-	-	-	-	-	-	-	-	-	-	-	-	-	-	-
F10	Kansas State	-	-	-	-	-	-	-	-	-	-	-	-	-	-	-	-
F13	at Iowa State	-	-	-	-	-	-	-	-	-	-	-	-	-	-	-	-
F17	Texas	-	-	-	-	-	-	-	-	-	-	-	-	-	-	-	-
F20	at West Virginia	-	-	-	-	-	-	-	-	-	-	-	-	-	-	-	-
F24	at Oklahoma	-	-	-	-	-	-	-	-	-	-	-	-	-	-	-	-

SEASON/CAREER HIGHS

POINTS	2020-21: 8	West Virginia (01/30/21)
Career: 13	California (01/17/20)*	
MINUTES	2020-21: 15	West Virginia (01/30/21)
Career: 15 (2x)	last, West Virginia (01/30/21)	
FIELD GOALS	2020-21: 3	Lamar (12/09/20)
Career: 6	California (01/17/20)*	
3-POINT FIELD GOALS	2020-21: --	--
Career: --	--	
FREE THROWS	2020-21: 8	West Virginia (01/30/21)
Career: West Virginia (01/30/21)		
REBOUNDS	2020-21: 3 (2x)	last, Lamar (12/09/20)
Career: 5 (2x)	last, vs. Washington St. (03/05/20)*	
ASSISTS	2020-21: --	--
Career: --	--	
BLOCKS	2020-21: 2 (2x)	last, West Virginia (01/30/21)
Career: 3	Hawaii (12/06/19)*	
STEALS	2020-21: --	--
Career: 1	CSU Bakersfield (12/29/18)*	

* - at Oregon State

PATRICIA MORRIS' CAREER STATISTICS (TCU STATISTICS ONLY)

	GP	GS	MIN	AVG. FG	ATT	PCT	3FG	ATT	PCT	FT	ATT	PCT	OFF	DEF	TOT	AVG.	PF	D	AST	A/G	TO	B	S	TP	AVG.	
2020-21	6	0	39	6.5	4	7	.571	0	0	.000	11	12	.917	1	8	9	1.5	16	1	0	0.0	10	5	0	19	3.2
TOTAL	6	0	39	6.5	4	7	.571	0	0	.000	11	12	.917	1	8	9	1.5	16	1	0	0.0	10	5	0	19	3.2



TCU BASKETBALL COMBINED STATISTICS



2020-21 TCU Women's Basketball
Combined Team Statistics
All games

Game Records

Record	Overall	Home	Away	Neutral
ALL GAMES	7-8	7-4	0-4	0-0
CONFERENCE	2-8	2-4	0-4	0-0
NON-CONFERENCE	5-0	5-0	0-0	0-0

Score by Periods

Team	1st	2nd	3rd	4th	OT	TOT
TCU	215	216	257	280	13	981
Opponents	252	250	293	233	10	1038

Team Box Score

No.	Player	GP-GS			Total		3-Point		F-Throw		Rebounds				PF DQ A TO BLK STL PTS AVG								
		GP	GS	MIN	AVG	FG-FGA	FG%	3FG-FGA	3FG%	FT-FTA	FT%	OFF	DEF	TOT	AVG	PF	DQ	A	TO	BLK	STL	PTS	AVG
20	HEARD, Lauren	15	15	518:34	34.6	90-239	.377	20-67	.299	86-118	.729	18	83	101	6.7	35	0	73	53	3	29	286	19.1
23	BERRY, Michelle	15	15	529:37	35.3	49-143	.343	23-70	.329	19-23	.826	25	93	118	7.9	28	1	23	31	4	12	140	9.3
5	MORRIS, Yummy	15	13	316:05	21.1	58-110	.527	0-0	.000	18-21	.857	21	55	76	5.1	34	0	11	27	14	6	134	8.9
13	DIGGS, Tavy	15	5	299:58	20.0	47-98	.480	2-6	.333	9-15	.600	14	40	54	3.6	38	2	20	23	5	9	105	7.0
1	JACKSON, Aahliyah	15	15	410:44	27.4	27-88	.307	14-43	.326	16-27	.593	12	37	49	3.3	36	0	20	20	8	14	84	5.6
22	MOKWUAH, Kayla	15	3	175:30	11.7	29-67	.433	0-0	.000	4-5	.800	18	18	36	2.4	36	1	6	20	10	5	62	4.1
15	HOLMES, Aja	15	0	229:44	15.3	20-63	.317	18-59	.305	4-5	.800	1	11	12	0.8	12	0	5	8	0	5	62	4.1
0	GERMOND, Caroline	15	9	388:43	25.9	26-93	.280	7-39	.179	3-4	.750	7	24	31	2.1	41	0	58	27	3	17	62	4.1
32	MORRIS, Patricia	6	0	40:49	6.8	4-7	.571	0-0	.000	11-12	.917	1	8	9	1.5	16	1	0	10	5	0	19	3.2
4	CONN, Amari	7	0	39:51	5.7	6-10	.600	4-8	.500	0-0	.000	0	7	7	1.0	2	0	1	5	1	1	16	2.3
24	TAC, Adhel	11	0	51:01	4.6	5-12	.417	0-2	.000	1-4	.250	5	14	19	1.7	8	0	1	4	1	2	11	1.0
10	SCHMIDT, Emma	3	0	04:21	1.5	0-0	.000	0-0	.000	0-2	.000	1	2	3	1.0	1	0	0	0	0	0	0	0.0
12	MORGAN, Aaliyah	5	0	20:02	4.0	0-2	.000	0-2	.000	0-0	.000	0	4	4	0.8	1	0	3	2	0	0	0	0.0
Team												36	28	64					9				
Total		15		3025		361-932	.387	88-296	.297	171-236	.725	159	424	583	38.9	288	5	221	239	54	100	981	65.4
Opponents		15		3025		379-958	.396	90-314	.287	190-258	.736	169	436	605	40.3	247	5	235	223	68	115	1038	69.2

Team Statistics

	TCU	OPP
Scoring	981	1038
Points per game	65.4	69.2
Scoring margin	-3.8	-
Field goals-att	361-932	379-958
Field goal pct	.387	.396
3 point fg-att	88-296	90-314
3-point FG pct	.297	.287
3-pt FG made per game	5.9	6.0
Free throws-att	171-236	190-258
Free throw pct	.725	.736
F-Throws made per game	11.4	12.7
Rebounds	583	605
Rebounds per game	38.9	40.3
Rebounding margin	-1.5	-
Assists	221	235
Assists per game	14.7	15.7
Turnovers	239	223
Turnovers per game	15.9	14.9
Turnover margin	-1.1	-
Assist/turnover ratio	0.9	1.1
Steals	100	115
Steals per game	6.7	7.7
Blocks	54	68
Blocks per game	3.6	4.5
Winning streak	0	-
Home win streak	0	-
Attendance	10054	5932
Home games-Avg/Game	11-914	4-1483
Neutral site-Avg/Game	-	0-0

Team Results

Date	Opponent	Score	Att.
11/25/2020	Incarnate Word	W 84-59	844
11/28/2020	Central Ark.	W 65-48	802
12/02/2020	Iowa St.	L 68-91	715
12/09/2020	Lamar University	W 79-53	768
12/13/2020	Middle Tenn.	W 83-77	736
12/19/2020	at Texas Tech	L 72-78	2612
12/22/2020	Oral Roberts	W 62-48	841
01/02/2021	Baylor	L 50-74	1605
01/06/2021	Oklahoma St.	L 53-78	760
01/09/2021	at Oklahoma St.	L 50-69	1059
01/17/2021	Kansas	Wot 81-78	914
01/20/2021	at Texas	L 54-71	0
01/23/2021	Texas Tech	W 61-53	1165
01/26/2021	at Baylor	L 49-82	2261
01/30/2021	West Virginia	L 70-79	904



OVERALL STATISTICS

Game Records

Record	Overall	Home	Away	Neutral
ALL GAMES	7-8	7-4	0-4	0-0
CONFERENCE	2-8	2-4	0-4	0-0
NON-CONFERENCE	5-0	5-0	0-0	0-0

Team Box Score

No.	Player				Total		3-Point		F-Throw		Rebounds											
		GP-GS	MIN	AVG	FG-FGA	FG%	3FG-FGA	3FG%	FT-FTA	FT%	OFF	DEF	TOT	AVG	PF	DQ	A	TO	BLK	STL	PTS	AVG
20	HEARD, Lauren	15-15	518:34	34.6	90-239	.377	20-67	.299	86-118	.729	18	83	101	6.7	35	0	73	53	3	29	286	19.1
23	BERRY, Michelle	15-15	529:37	35.3	49-143	.343	23-70	.329	19-23	.826	25	93	118	7.9	28	1	23	31	4	12	140	9.3
5	MORRIS, Yummy	15-13	316:05	21.1	58-110	.527	0-0	.000	18-21	.857	21	55	76	5.1	34	0	11	27	14	6	134	8.9
13	DIGGS, Tavy	15-5	299:58	20.0	47-98	.480	2-6	.333	9-15	.600	14	40	54	3.6	38	2	20	23	5	9	105	7.0
1	JACKSON, Aahliyah	15-15	410:44	27.4	27-88	.307	14-43	.326	16-27	.593	12	37	49	3.3	36	0	20	20	8	14	84	5.6
22	MOKWUAH, Kayla	15-3	175:30	11.7	29-67	.433	0-0	.000	4-5	.800	18	18	36	2.4	36	1	6	20	10	5	62	4.1
15	HOLMES, Aja	15-0	229:44	15.3	20-63	.317	18-59	.305	4-5	.800	1	11	12	0.8	12	0	5	8	0	5	62	4.1
0	GERMOND, Caroline	15-9	388:43	25.9	26-93	.280	7-39	.179	3-4	.750	7	24	31	2.1	41	0	58	27	3	17	62	4.1
32	MORRIS, Patricia	6-0	40:49	6.8	4-7	.571	0-0	.000	11-12	.917	1	8	9	1.5	16	1	0	10	5	0	19	3.2
4	CONN, Amari	7-0	39:51	5.7	6-10	.600	4-8	.500	0-0	.000	0	7	7	1.0	2	0	1	5	1	1	16	2.3
24	TAC, Adhel	11-0	51:01	4.6	5-12	.417	0-2	.000	1-4	.250	5	14	19	1.7	8	0	1	4	1	2	11	1.0
10	SCHMIDT, Emma	3-0	04:21	1.5	0-0	.000	0-0	.000	0-2	.000	1	2	3	1.0	1	0	0	0	0	0	0	0.0
12	MORGAN, Aaliyah	5-0	20:02	4.0	0-2	.000	0-2	.000	0-0	.000	0	4	4	0.8	1	0	3	2	0	0	0	0.0
Team											36	28	64					9				
Total		15	3025		361-932	.387	88-296	.297	171-236	.725	159	424	583	38.9	288	5	221	239	54	100	981	65.4
Opponents		15	3025		379-958	.396	90-314	.287	190-258	.736	169	436	605	40.3	247	5	235	223	68	115	1038	69.2

Score by Periods

Team	1st	2nd	3rd	4th	OT	TOT
TCU	215	216	257	280	13	981
Opponents	252	250	293	233	10	1038

BIG 12 ONLY STATISTICS

Game Records

Record	Overall	Home	Away	Neutral
ALL GAMES	2-8	2-4	0-4	0-0
CONFERENCE	2-8	2-4	0-4	0-0
NON-CONFERENCE	0-0	0-0	0-0	0-0

Team Box Score

No.	Player				Total		3-Point		F-Throw		Rebounds											
		GP-GS	MIN	AVG	FG-FGA	FG%	3FG-FGA	3FG%	FT-FTA	FT%	OFF	DEF	TOT	AVG	PF	DQ	A	TO	BLK	STL	PTS	AVG
20	HEARD, Lauren	10-10	353:29	35.3	61-172	.355	15-52	.288	53-76	.697	8	61	69	6.9	25	0	47	37	2	17	190	19.0
23	BERRY, Michelle	10-10	360:33	36.1	36-108	.333	19-59	.322	14-17	.824	18	65	83	8.3	18	1	13	17	3	7	105	10.5
13	DIGGS, Tavy	10-3	191:48	19.2	30-67	.448	0-4	.000	6-10	.600	10	15	25	2.5	30	2	9	16	3	4	66	6.6
5	MORRIS, Yummy	10-8	193:24	19.3	27-58	.466	0-0	.000	8-8	1.000	9	34	43	4.3	23	0	5	20	7	3	62	6.2
15	HOLMES, Aja	10-0	165:24	16.5	16-44	.364	15-42	.357	4-5	.800	1	9	10	1.0	8	0	3	7	0	1	51	5.1
1	JACKSON, Aahliyah	10-10	279:32	28.0	14-61	.230	12-38	.316	5-8	.625	7	31	38	3.8	24	0	12	13	3	6	45	4.5
22	MOKWUAH, Kayla	10-2	123:21	12.3	15-40	.375	0-0	.000	2-2	1.000	11	15	26	2.6	21	1	3	14	7	2	32	3.2
0	GERMOND, Caroline	10-7	260:48	26.1	13-58	.224	3-26	.115	3-4	.750	5	18	23	2.3	27	0	37	19	3	5	32	3.2
32	MORRIS, Patricia	3-0	21:48	7.3	0-0	.000	0-0	.000	9-10	.900	0	2	2	0.7	6	0	0	3	2	0	9	3.0
4	CONN, Amari	3-0	28:09	9.4	3-6	.500	3-6	.500	0-0	.000	0	3	3	1.0	2	0	1	3	1	1	9	3.0
24	TAC, Adhel	7-0	38:59	5.6	3-9	.333	0-2	.000	1-2	.500	5	9	14	2.0	5	0	0	2	0	2	7	1.0
12	MORGAN, Aaliyah	2-0	07:46	3.9	0-2	.000	0-2	.000	0-0	.000	0	0	0	0.0	0	0	1	0	0	0	0	0.0
Team											30	15	45					6				
Total		10	2025		218-625	.349	67-231	.290	105-142	.739	104	277	381	38.1	189	4	131	157	31	48	608	60.8
Opponents		10	2025		277-663	.418	54-195	.277	145-190	.763	119	314	433	43.3	147	3	175	116	53	81	753	75.3

Score by Periods

Team	1st	2nd	3rd	4th	OT	TOT
TCU	142	134	142	177	13	608
Opponents	187	173	208	175	10	753



TCU BASKETBALL SEASON/CAREER STATISTICS



2020-21 TCU Women's Basketball
Season/Career Statistics
All games

Summary

Player	Season Statistics										Career Statistics									
	GP-GS	MIN/G	FG%	3FG%	FT%	R/G	A/G	STL	BLK	PTS/G	GP-GS	MIN/G	FG%	3FG%	FT%	R/G	A/G	STL	BLK	PTS/G
BERRY, Michelle	15-15	35.3	.343	.329	.826	7.9	1.5	12	4	9.3	44-16	25.8	.372	.328	.717	6.2	1.1	30	9	6.8
CONN, Amari	7-0	5.7	.600	.500	.000	1.0	0.1	1	1	2.3	7-0	5.7	.600	.500	.000	1.0	0.1	1	1	2.3
DIGGS, Tavy	15-5	20.0	.480	.333	.600	3.6	1.3	9	5	7.0	27-5	12.6	.477	.333	.556	2.5	0.7	10	6	4.3
GERMOND, Caroline	15-9	25.9	.280	.179	.750	2.1	3.9	17	3	4.1	15-9	25.9	.280	.179	.750	2.1	3.9	17	3	4.1
HEARD, Lauren	15-15	34.6	.377	.299	.729	6.7	4.9	29	3	19.1	115-84	27.1	.365	.308	.720	4.9	3.2	191	9	11.7
HOLMES, Aja	15-0	15.3	.317	.305	.800	0.8	0.3	5	0	4.1	15-0	15.3	.317	.305	.800	0.8	0.3	5	0	4.1
JACKSON, Aahliyah	15-15	27.4	.307	.326	.593	3.3	1.3	14	8	5.6	15-15	27.4	.307	.326	.593	3.3	1.3	14	8	5.6
MOKWUAH, Kayla	15-3	11.7	.433	.000	.800	2.4	0.4	5	10	4.1	15-3	11.7	.433	.000	.800	2.4	0.4	5	10	4.1
MORGAN, Aaliyah	5-0	4.0	.000	.000	.000	0.8	0.6	0	0	0.0	5-0	4.0	.000	.000	.000	0.8	0.6	0	0	0.0
MORRIS, Patricia	6-0	6.8	.571	.000	.917	1.5	0.0	0	5	3.2	6-0	6.8	.571	.000	.917	1.5	0.0	0	5	3.2
MORRIS, Yummy	15-13	21.1	.527	.000	.857	5.1	0.7	6	14	8.9	69-13	10.8	.482	.000	.756	3.0	0.3	25	48	4.3
SCHMIDT, Emma	3-0	1.5	.000	.000	.000	1.0	0.0	0	0	0.0	3-0	1.5	.000	.000	.000	1.0	0.0	0	0	0.0
TAC, Adhel	11-0	4.6	.417	.000	.250	1.7	0.1	2	1	1.0	11-0	4.6	.417	.000	.250	1.7	0.1	2	1	1.0

Scoring

Player	Season Statistics								Career Statistics							
	FG-FGA	FG%	3FG-3FGA	3FG%	FT-FTA	FT%	PTS	PTS/G	FG-FGA	FG%	3FG-3FGA	3FG%	FT-FTA	FT%	PTS	PTS/G
BERRY, Michelle	49-143	.343	23-70	.329	19-23	.826	140	9.3	111-298	.372	41-125	.328	38-53	.717	301	6.8
CONN, Amari	6-10	.600	4-8	.500	0-0	.000	16	2.3	6-10	.600	4-8	.500	0-0	.000	16	2.3
DIGGS, Tavy	47-98	.480	2-6	.333	9-15	.600	105	7.0	52-109	.477	2-6	.333	10-18	.556	116	4.3
GERMOND, Caroline	26-93	.280	7-39	.179	3-4	.750	62	4.1	26-93	.280	7-39	.179	3-4	.750	62	4.1
HEARD, Lauren	90-239	.377	20-67	.299	86-118	.729	286	19.1	418-1144	.365	99-321	.308	411-571	.720	1346	11.7
HOLMES, Aja	20-63	.317	18-59	.305	4-5	.800	62	4.1	20-63	.317	18-59	.305	4-5	.800	62	4.1
JACKSON, Aahliyah	27-88	.307	14-43	.326	16-27	.593	84	5.6	27-88	.307	14-43	.326	16-27	.593	84	5.6
MOKWUAH, Kayla	29-67	.433	0-0	.000	4-5	.800	62	4.1	29-67	.433	0-0	.000	4-5	.800	62	4.1
MORGAN, Aaliyah	0-2	.000	0-2	.000	0-0	.000	0	0.0	0-2	.000	0-2	.000	0-0	.000	0	0.0
MORRIS, Patricia	4-7	.571	0-0	.000	11-12	.917	19	3.2	4-7	.571	0-0	.000	11-12	.917	19	3.2
MORRIS, Yummy	58-110	.527	0-0	.000	18-21	.857	134	8.9	119-247	.482	0-0	.000	62-82	.756	300	4.3
SCHMIDT, Emma	0-0	.000	0-0	.000	0-2	.000	0	0.0	0-0	.000	0-0	.000	0-2	.000	0	0.0
TAC, Adhel	5-12	.417	0-2	.000	1-4	.250	11	1.0	5-12	.417	0-2	.000	1-4	.250	11	1.0

Totals

Player	Season Statistics									Career Statistics						
	O-REB	D-REB	TOTAL	PF	FO	A	TO	A/TO	O-REB	D-REB	TOTAL	PF	FO	A	TO	A/TO
BERRY, Michelle	25	93	118	28	1	23	31	0.7	68	204	272	74	1	48	66	0.7
CONN, Amari	0	7	7	2	0	1	5	0.2	0	7	7	2	0	1	5	0.2
DIGGS, Tavy	14	40	54	38	2	20	23	0.9	16	52	68	44	2	20	31	0.6
GERMOND, Caroline	7	24	31	41	0	58	27	2.1	7	24	31	41	0	58	27	2.1
HEARD, Lauren	18	83	101	35	0	73	53	1.4	135	424	559	265	2	364	304	1.2
HOLMES, Aja	1	11	12	12	0	5	8	0.6	1	11	12	12	0	5	8	0.6
JACKSON, Aahliyah	12	37	49	36	0	20	20	1.0	12	37	49	36	0	20	20	1.0
MOKWUAH, Kayla	18	18	36	36	1	6	20	0.3	18	18	36	36	1	6	20	0.3
MORGAN, Aaliyah	0	4	4	1	0	3	2	1.5	0	4	4	1	0	3	2	1.5
MORRIS, Patricia	1	8	9	16	1	0	10	0.0	1	8	9	16	1	0	10	0.0
MORRIS, Yummy	21	55	76	34	0	11	27	0.4	77	128	205	106	0	21	76	0.3
SCHMIDT, Emma	1	2	3	1	0	0	0	0.0	1	2	3	1	0	0	0	0.0
TAC, Adhel	5	14	19	8	0	1	4	0.3	5	14	19	8	0	1	4	0.3



TCU BASKETBALL GAME-BY-GAME STATISTICS

2020-21 TCU Women's Basketball
Team Game-by-Game
All gamesPage 1/1
as of Feb 01, 2021

Opponent	Date	Score	Total		3-Pointers		Free throws		Rebounds				PF	A	TO	BLK	STL	PTS	AVG
			FG-FGA	PCT	3FG-FGA	PCT	FT-FTA	PCT	OFF	DEF	TOT	AVG							
Incarnate Word	11/25/2020	84-59 W	35-75	.467	2-14	.143	12-14	.857	13	26	39	39.0	23	17	15	1	21	84	84.0
Central Ark.	11/28/2020	65-48 W	25-58	.431	3-15	.200	12-20	.600	12	29	41	40.0	21	20	20	4	12	65	74.5
Iowa St.	12/02/2020	68-91 L	23-62	.371	5-16	.313	17-24	.708	8	27	35	38.3	21	15	12	5	4	68	72.3
Lamar University	12/09/2020	79-53 W	31-57	.544	3-8	.375	14-20	.700	9	39	48	40.8	19	18	16	5	3	79	74.0
Middle Tenn.	12/13/2020	83-77 W	29-64	.453	11-22	.500	14-17	.824	10	25	35	39.6	18	17	11	2	5	83	75.8
at Texas Tech	12/19/2020	72-78 L	26-66	.394	7-22	.318	13-15	.867	11	30	41	39.8	25	19	13	3	4	72	75.2
Oral Roberts	12/22/2020	62-48 W	23-53	.434	2-6	.333	14-23	.609	11	28	39	39.7	18	18	20	11	11	62	73.3
Baylor	01/02/2021	50-74 L	16-61	.262	5-14	.357	13-20	.650	11	22	33	38.9	21	9	17	4	10	50	70.4
Oklahoma St.	01/06/2021	53-78 L	20-68	.294	7-27	.259	6-10	.600	14	26	40	39.0	13	15	17	3	2	53	68.4
at Oklahoma St.	01/09/2021	50-69 L	20-68	.294	10-33	.303	0-0	.000	15	29	44	39.5	15	10	17	0	5	50	66.6
Kansas	01/17/2021	81-78 Wot	30-68	.441	10-32	.313	11-17	.647	10	31	41	39.6	20	22	14	9	6	81	67.9
at Texas	01/20/2021	54-71 L	19-54	.352	8-21	.381	8-12	.667	9	26	35	39.3	21	9	18	1	4	54	66.8
Texas Tech	01/23/2021	61-53 W	22-63	.349	7-25	.280	10-11	.909	9	38	47	39.8	15	11	14	2	2	61	66.3
at Baylor	01/26/2021	49-82 L	19-65	.292	3-21	.143	8-13	.615	11	25	36	39.6	17	9	16	0	8	49	65.1
West Virginia	01/30/2021	70-79 L	23-50	.460	5-20	.250	19-20	.950	6	23	29	38.9	21	12	19	4	3	70	65.4
Total		981	361-932	.387	88-296	.297	171-236	.725	159	424	583	38.9	288	221	239	54	100	981	65.4
Opponents		1038	379-958	.396	90-314	.287	190-258	.736	169	436	605	40.3	247	235	223	68	115	1038	69.2

TCU Averages

Games Played	Points/game	FG Pct	3FG Pct	FT Pct	Rebounds/game	Assists/game	Turnovers/game	Assist/Turnover ratio	Steals/game	Blocks/game
15	65.4	38.7	29.7	72.5	38.9	14.7	15.9	0.9	6.7	3.6

TCU BASKETBALL OPPONENT GAME-BY-GAME STATISTICS

2020-21 TCU Women's Basketball
Opponents Game-by-Game
All gamesPage 1/1
as of Feb 01, 2021

Opponent	Date	Score	Total		3-Pointers		Free throws		Rebounds				PF	A	TO	BLK	STL	PTS	AVG
			FG-FGA	PCT	3FG-FGA	PCT	FT-FTA	PCT	OFF	DEF	TOT	AVG							
Incarnate Word	11/25/2020	84-59 W	20-47	.426	7-23	.304	12-20	.600	2	27	29	29.0	14	14	29	1	7	59	59.0
Central Ark.	11/28/2020	65-48 W	19-53	.358	4-14	.286	6-9	.667	5	27	32	30.5	24	14	27	0	10	48	53.5
Iowa St.	12/02/2020	68-91 L	31-71	.437	11-35	.314	18-20	.900	12	33	45	35.3	18	18	12	7	6	91	66.0
Lamar University	12/09/2020	79-53 W	18-69	.261	8-27	.296	9-14	.643	13	20	33	34.8	22	6	10	5	6	53	62.8
Middle Tenn.	12/13/2020	83-77 W	28-69	.406	11-36	.306	10-13	.769	18	25	43	36.4	18	15	19	3	5	77	65.6
at Texas Tech	12/19/2020	72-78 L	24-56	.429	6-20	.300	24-30	.800	4	31	35	36.2	13	15	11	5	5	78	67.7
Oral Roberts	12/22/2020	62-48 W	17-57	.298	6-19	.316	8-12	.667	12	23	35	36.0	22	11	22	6	6	48	64.9
Baylor	01/02/2021	50-74 L	28-65	.431	4-7	.571	14-19	.737	16	36	52	38.0	20	17	17	7	7	74	66.0
Oklahoma St.	01/06/2021	53-78 L	31-70	.443	5-13	.385	11-15	.733	12	34	46	38.9	11	22	10	12	12	78	67.3
at Oklahoma St.	01/09/2021	50-69 L	28-61	.459	2-11	.182	11-15	.733	6	31	37	38.7	7	17	9	4	11	69	67.5
Kansas	01/17/2021	81-78 Wot	29-77	.377	7-29	.241	13-19	.684	19	32	51	39.8	19	17	14	1	7	78	68.5
at Texas	01/20/2021	54-71 L	23-66	.348	6-25	.240	19-24	.792	17	29	46	40.3	12	12	10	4	8	71	68.7
Texas Tech	01/23/2021	61-53 W	23-70	.329	4-23	.174	3-7	.429	9	31	40	40.3	16	15	10	4	4	53	67.5
at Baylor	01/26/2021	49-82 L	33-67	.493	4-14	.286	12-18	.667	12	36	48	40.9	12	21	12	7	12	82	68.5
West Virginia	01/30/2021	70-79 L	27-60	.450	5-18	.278	20-23	.870	12	21	33	40.3	19	21	11	2	9	79	69.2
Total		1038	379-958	.396	90-314	.287	190-258	.736	169	436	605	40.3	247	235	223	68	115	1038	69.2
TCU		981	361-932	.387	88-296	.297	171-236	.725	159	424	583	38.9	288	221	239	54	100	981	65.4

Opponents Averages

Games Played	Points/game	FG Pct	3FG Pct	FT Pct	Rebounds/game	Assists/game	Turnovers/game	Assist/Turnover ratio	Steals/game	Blocks/game
15	69.2	39.6	28.7	73.6	40.3	15.7	14.9	1.1	7.7	4.5



0 | CAROLINE GERMOND
JR | 5-7 | G
Angers, France



1 | AAHLIYAH JACKSON
GR | 5-10 | G
Ft. Smith, Ark.



4 | AMARI CONN
FR | 5-7 | G
Kansas City, Mo.



5 | YUMMY MORRIS
JR | 6-3 | F
North Little Rock, Ark.



10 | EMMA SCHMIDT
SR | 5-9 | G
Waukee, Iowa



11 | MADDI PULI
SO | 6-2 | G/F
Werrabee, Australia



12 | AALIYAH MORGAN
FR | 6-1 | F
Tyler, Texas



13 | TAVY DIGGS
SO | 6-2 | G
Richardson, Texas



15 | AJA HOLMES
FR | 5-8 | G
Cibolo, Texas



20 | LAUREN HEARD
SR | 5-9 | G
Denton, Texas



22 | KAYLA MOKWUAH
JR | 6-4 | C
Longmeadow, Mass.



23 | MICHELLE BERRY
GR | 6-2 | F
Miami, Fla.



24 | ADHEL TAC
FR | 5-11 | F
Garland, Texas



32 | PATRICIA MORRIS
JR | 6-7 | F
Duarte, Calif.

COACHING STAFF



RAEGAN PEBLEY
Head Coach
7th Season



HANNA HOWARD
Associate Head Coach
7th Season



BRITNEY BROWN
Associate Coach
5th Season



ABI OLAJUWON
Assistant Coach
3rd Season



LEAH FOSTER
Player Development
3rd Season



ANGELA GONZAGA
Director of Operations
7th Season



NATASCHA HARTVICH
Graduate Assistant
3rd Season



KARVIAR SHEPHERD
Graduate Assistant
2nd Season



KIANNA RAY
Volunteer Student Assistant
1st Season