



HORNED FROGS

Dameon Myres | Assistant Director of Athletics Communications Office: 817.257.5367 | Cell: 817.897.5331 | E-mail: d.myres@tcu.edu

GAME 8 | TEXAS A&M

2021-22 SCHEDULE/RESULTS

OVERALL: 3-4 | BIG 12: 0-0

HOME: 2-2 | AWAY: 1-1 | NEUTRAL: 0-1

DATE	OPPONENT	TIME/RESULTS
N9	HOUSTON BAPTIST	W, 78-48
N17	at Tulane	L, 78-88 (2OT)
N21	NORTH CAROLINA!	L, 46-79
N26	at Saint Mary's (Calif.)^	W, 72-68
N/27	vs. California Baptist^	L, 77-91
D1	SOUTHEASTERN LOUISIANA	W, 55-46
D5	FLORIDA\$	L, 54-63
D12	#18 TEXAS A&M	1 P.M.
D19	INCARNATE WORD	1 P.M.
D21	UC RIVERSIDE	1 P.M.
D29	DAVIDSON	6:30 P.M.
J2	KANSAS*	1 P.M.
J5	at Baylor*	7 p.m.
J8	at Iowa State*	1 p.m.
J12	OKLAHOMA STATE*	6:30 P.M.
J15	at Oklahoma*	1:30 p.m.
J19	TEXAS TECH*	6:30 P.M.
J22	TEXAS*	1 P.M.
J29	at Kansas State*	6:30 p.m.
F2	WEST VIRGINIA*	6:30 P.M.
F6w	at Kansas*	2 p.m.
F9	at Oklahoma State*	6:30 p.m.
F12	IOWA STATE*	1 P.M.
F16	at West Virginia*	6 p.m.
F19	BAYLOR*	1 P.M.
F23	OKLAHOMA*	6:30 P.M.
F26	at Texas*	7 p.m.
M2	at Texas Tech*	7 p.m.
M5	KANSAS STATE*	1 P.M.

All times central | Home games in BOLD

* - Big 12 Conference Game | ! - Maggie Dixon Classic

^ - St. Mary's Thanksgiving Classic | \$ - Big 12/SEC Challenge



TCU (3-4, 0-0) vs. #18/15 TEXAS A&M (9-1, 0-0)

Dec. 12, 2021 | 1 p.m.

Ed and Rae Schollmaier Arena
Fort Worth, Texas



TV: Big 12 Now on ESPN+ | Talent: Ron Thulin, Fred Williams

Radio: KTCU | Talent: Jeff Williams

Live Stats: GoFrogs.com

Social Media: Twitter, @TCUWBasketball; Instagram, @TCUWBB

FAST BREAKS

- TCU continues its stretch of playing seven straight home games, hosting the No. 18-ranked Texas A&M Aggies this Sunday, Dec. 12. Tip-off is set for 1 p.m. inside Schollmaier Arena.
- TCU and Texas A&M will meet for the 42nd time overall, but for the first time since the 2019-20 season. Sunday's contest marks the first time the Aggies and Horned Frogs have squared off in Fort Worth since the 2016-17 campaign.
- TCU is facing teams from the SEC in back-to-back contests for the third time in the past five seasons. All three instances of facing teams from the SEC in consecutive games has involved squaring off with Texas A&M.
- Super Senior **Lauren Heard** was named one of 30 Senior CLASS Award candidates earlier this week. Heard is one of three candidates from the Big 12.
- Senior **Okako Adika** has registered double-digit scoring efforts in three straight games for the Horned Frogs. She leads the team with a .500 field goal shooting percentage, which includes a team-best .389 shooting percentage from beyond the three-point arc.
- Super Senior **Aahliyah Jackson** will be facing her former team for the first time since transferring from College Station prior to the 2020-21 season.

TCU	TALE OF THE TAPE	TEXAS A&M
65.7	PPG	76.1
69.0	OPP. PPG	56.3
.364	FG PCT.	.448
.399	OPP. FG PCT.	.327
.253	3PT FG PCT.	.451
.317	OPP. 3PT FG PCT.	.236
.686	FT PCT.	.711
40.3	REBOUNDS/GAME	42.8
42.4	OPP. REBOUNDS/GAME	35.0
-2.1	REB. MARGIN	+7.8
13.9	ASSISTS/GAME	15.1
8.1	STEALS/GAME	7.1
2.3	BLOCKS/GAME	3.3


TCU'S PROJECTED STARTERS (based on last game)



1 | AAHLIYAH JACKSON

5-10 | G | Gr.
Ft. Smith, Ark.

PTS	REB	AST	STL
4.0	1.1	17	9



4 | OKAKO "KOKO" ADIKA

6-0 | G/F | Sr.
Holstebro, Denmark

PTS	REB	FG%	3FG%
8.0	4.3	.500	.389



32 | PATRICIA MORRIS

6-7 | F | Sr.
Duarte, Calif.

PTS	REB	FG%	BLK
3.0	2.1	.500	3



20 | LAUREN HEARD

5-10 | G | Gr.
Denton, Texas

PTS	REB	AST	STL
16.3	7.9	26	12



23 | MICHELLE BERRY

6-2 | F | Gr.
Miami, Fla.

PTS	REB	AST	STL
6.4	6.1	12	7

TEXAS A&M PROJECTED STARTERS			
3	Destiny Pitts	G	Gr. 11.2
5	Jordan Nixon	G	Jr. 14.7
11	Kayla Wells	G	Gr. 17.2
32	Aaliyah Patty	F	Sr. 4.3
44	Sydnee Roby	C	Jr. 5.9



**ROSTER BREAKDOWN****BY CLASS****Graduate Students (3)**

Michelle Berry, Lauren Heard, Aahliyah Jackson

Seniors (5)

Okako Adika, Caroline Germond, Kayla Mokwuah, Patricia Morris, Yummy Morris

Juniors (2)

Tavy Diggs, Tara Manumaleuga

Sophomores (1)

Aja Holmes

Freshmen (4)

Paige Bradley, Evie Goetz, Mariah Roberts, DaiJa Turner

BY HOME STATE/COUNTRY**Arkansas (2)**

Aahliyah Jackson, Yummy Morris

Australia (1)

Tara Manumaleuga

Denmark (1)

Okako Adika

California (1)

Patricia Morris

Florida (1)

Michelle Berry

France (1)

Caroline Germond

Massachusetts (1)

Kayla Mokwuah

North Carolina (1)

DaiJa Turner

Texas (6)

Paige Bradley, Tavy Diggs, Evie Goetz, Lauren Heard, Aja Holmes, Mariah Roberts

NUMERICAL ROSTER

NO.	NAME	P	H	Y	HOMETOWN (PREVIOUS SCHOOL)
0	Caroline Germond	G	5-7	Sr.	Angers, France (South Plains College)
1	Aahliyah Jackson	G	5-10	Gr.	Ft. Smith, Ark. (Texas A&M)
2	Tara Manumaleuga	G	5-10	Jr.	Queensland, Australia (Arizona)
3	Mariah Roberts	G	5-8	Fr.	Arlington, Texas (Martin HS)
4	Okako "Koko" Adika	G/F	6-0	Sr.	Holstebro, Denmark (Butler)
5	Yummy Morris	F	6-3	Sr.	North Little Rock, Ark. (North Little Rock HS)
10	Paige Bradley	G	5-10	Fr.	Dallas, Texas (Bishop Lynch HS)
13	Tavy Diggs	G	6-2	Jr.	Richardson, Texas (Plano East HS)
14	Evie Goetz	F	6-1	Fr.	Denton, Texas (Guyer HS)
15	Aja Holmes	G	5-8	So.	Cibolo, Texas (Steele HS)
20	Lauren Heard	G	5-9	Gr.	Denton, Texas (Guyer HS)
21	DaiJa Turner	F	6-3	Fr.	Fayetteville, N.C. (Village Christian Academy)
23	Michelle Berry	F	6-2	Gr.	Miami, Fla. (Virginia Tech)
24	Kayla Mokwuah	C	6-4	Sr.	Longmeadow, Mass (George Washington)
32	Patricia Morris	F	6-7	Sr.	Duarte, Calif. (Oregon State)

ALPHABETICAL ROSTER

NO.	NAME	P	H	Y	HOMETOWN (PREVIOUS SCHOOL)
4	Okako "Koko" Adika	G/F	6-0	Sr.	Holstebro, Denmark (Butler)
23	Michelle Berry	F	6-2	Gr.	Miami, Fla. (Virginia Tech)
10	Paige Bradley	G	5-10	Fr.	Dallas, Texas (Bishop Lynch HS)
13	Tavy Diggs	G	6-2	Jr.	Richardson, Texas (Plano East HS)
0	Caroline Germond	G	5-7	Sr.	Angers, France (South Plains College)
14	Evie Goetz	F	6-1	Fr.	Denton, Texas (Guyer HS)
20	Lauren Heard	G	5-9	Gr.	Denton, Texas (Guyer HS)
15	Aja Holmes	G	5-8	So.	Cibolo, Texas (Steele HS)
1	Aahliyah Jackson	G	5-10	Gr.	Ft. Smith, Ark. (Texas A&M)
2	Tara Manumaleuga	G	5-10	Jr.	Queensland, Australia (Arizona)
24	Kayla Mokwuah	C	6-4	Sr.	Longmeadow, Mass (George Washington)
32	Patricia Morris	F	6-7	Sr.	Duarte, Calif. (Oregon State)
5	Yummy Morris	F	6-3	Sr.	North Little Rock, Ark. (North Little Rock HS)
3	Mariah Roberts	G	5-8	Fr.	Arlington, Texas (Martin HS)
21	DaiJa Turner	F	6-3	Fr.	Fayetteville, N.C. (Village Christian Academy)

COACHING STAFF

POSITION	NAME (YEAR AT TCU) [ALMA MATER]
Head Coach	Raegan Pebley (8th Season) [Colorado, 97]
Associate Head Coach	Hanna Howard (8th Season) [Portland, 05]
Associate Coach	Britney Brown (6th Season) [Oklahoma, 07]
Assistant Coach	Abi Olajuwon (4th Season) [Oklahoma, 10]
Player Development Coordinator	Leah Foster (4th Season) [St. Edward's, 06]
Assistant AD, Director of Operations	Angela Gonzaga
Graduate Assistant	Kianna Ray
Graduate Assistant	Adeola Akomolafe
Strength & Conditioning Coach	Taylor Larson
Athletic Trainer	Alissa Schenk

PRONUNCIATION GUIDE


Okako Adika	oh - CAH - coe	uh - DEE - kay
Tavy Diggs	TA - vee (like TAFFY)	
Caroline Germond	juhr - MOND	
Evie Goetz	EH - vee	GETS
Aja Holmes	AH - zhuh	

Aahliyah Jackson	uhh - LEE - yuh	
Tara Manumaleuga	TAR - uh	MAH - new - mal - eh - OON - yuh
Kayla Mokwuah	MOCK - wah	
Raegan Pebley	RAY - guhn	pea - BLEE



**0 | CAROLINE GERMOND | 5-7 | G | SR.**

- Transferred to TCU from South Plains College prior to the 2020-21 season
- Drained a pair of three-pointers and totaled seven points against Southeastern Louisiana
- Owns more than 70 pairs of shoes
- Favorite foods include sushi and seafood

**1 | AAHLIYAH JACKSON | 5-10 | G | GR.**


- Transferred to TCU from Texas A&M prior to the 2020-21 season
- Tied a career-high with two blocked shots against Southeastern Louisiana
- Has already earned her MBA from TCU
- Favorite place to eat in Fort Worth is Pappadeaux

**2 | TARA MANUMALEUGA | 5-10 | G | JR.**

- Transfers to TCU following two years at Arizona
- Started for the first time as a Horned Frog in TCU's home game against North Carolina
- Named to 2019-20 Pac-12 Academic Honor Roll
- Played tennis when she was younger
- Favorite place she has visited is Fiji

**3 | MARIAH ROBERTS | 5-8 | G | FR.**

- In her first season with the Horned Frogs
- Was ranked the No. 93 overall prospect by PrepGirlsHoops.com following a prep career at Arlington-Martin High School
- She is one of 77 different grandkids in her family
- Says Christmas is her favorite time of year

**4 | OKAKO "KOKO" ADIKA | 6-0 | G/F | SR.**


- Transfers to TCU prior to the 2021-22 season following a year at Butler
- Set a new season-high with 15 points in home win over Southeastern Louisiana
- Scored a season-high 13 points against CBU
- Can speak five different languages

**5 | YUMMY MORRIS | 6-3 | F | SR.**

- Enters her fourth season with the Horned Frogs
- Scored new season-high with 18 points against CBU
- Was named to 2020-21 Big 12 All-Academic team
- Her name, Yo'Myris, means "Nubian Beauty"
- Has to put on her right sock before the left

**10 | PAIGE BRADLEY | 5-10 | G | FR.**


- Highly touted freshman that was ranked No. 72 overall and No. 7 player out of Texas by ESPN
- Drained a three-pointer for first career collegiate bucket and finished with five points at Tulane
- Her mom, Amie, played basketball at Texas and was associate head coach at SMU

**13 | TAVY DIGGS | 6-2 | G | JR.**

- Enters her third season at TCU
- Got back into double-digits in scoring with 13 points against CBU
- Registered her first career double-double with 15 points and 11 rebounds at Tulane
- Her favorite place to shop is at the Lego Store

**14 | EVIE GOETZ | 6-1 | F | FR.**

- True freshman for the Frogs
- Played prep career at both Flower Mound Marcus and Denton Guyer, and was ranked the No. 6 player in Texas following her senior campaign
- Two-time TABC and TGCA all-state selection
- Taught herself how to juggle

**15 | AJA HOLMES | 5-8 | G | SO.**

- Enters her second season at TCU following a freshman season that saw her average 5.6 points per game
- Scored 13 points in her season debut at Tulane
- Was named Big 12 Freshman of the Week (1/25)
- Has met her real-life-hero, Kevin Durant

**20 | LAUREN HEARD | 5-9 | G | GR.**

- TCU's most-seasoned veteran, entering her fifth season with the Frogs
- Notched her 11th career double-double against CBU, with season-highs of 26 points, 13 rebounds
- Has tallied two 20-point efforts this season
- Has recently overcome her fear of roller coasters

**21 | DAIJA TURNER | 6-3 | F | FR.**

- One of four freshmen for the Frogs in 2021-22
- Enjoyed a prep career at Village Christian Academy in Fayetteville, N.C.
- Two-time all-state selection
- Set a state record with 260 blocked shots
- Has lived in three different countries

**23 | MICHELLE BERRY | 6-2 | F | GR.**

- Transferred to TCU from Virginia Tech prior to the 2019-20 season
- Began her career at Cal State Fullerton
- Scored all-time high at TCU with 16 points at St. Mary's
- Is a fan of the CBS show "Criminal Minds"

**24 | KAYLA MOKWUAH | 6-4 | C | SR.**

- Transferred to TCU from George Washington prior to the 2020-21 season
- Set new TCU career-high with 12 points in season-opener against Houston Baptist
- One of her bucket list items is to sky dive
- Has visited Nigeria and is addicted to coffee

**32 | PATRICIA MORRIS | 6-7 | F | SR.**

- Transferred to TCU from Oregon State prior to the 2020-21 season
- Tied a career-high with five rebounds at Tulane
- Led the squad with two blocked shots at Tulane
- Serves as the only player on the team that hails from the state of California

HORNED FROGS™

BASKETBALL



**HORNE FROGS CONTINUE STRETCH OF SEVEN STRAIGHT HOME GAMES**

- TCU is in the midst of a seven-game home stand, which began with last Wednesday's home contest against Southeastern Louisiana and will continue through its first Big 12 Conference game against Kansas on Jan. 2.
- TCU's seven-game home stand covers a total span of 33 days as TCU will not play another road game until 2022 (Jan. 5, at Baylor).
- The seven-game home swing marks the longest home stand for the team since playing eight consecutive home dates back in the 1997-98 season.
- Entering Sunday's contest against Texas A&M, TCU has tallied a record of 1-2 in the home stand.

SCOUTING REPORT: THE AGGIES

- Texas A&M bounced back from its only loss of the season with a home win over Texas Southern this past Thursday in College Station.
- Prior to Thursday's win, the Aggies fell for the first time this season, with a 76-60 home defeat to then No. 14-ranked Texas.
- Sunday will mark the first true road game for the Aggies. Texas A&M has played three neutral site games away from College Station, to go along with seven home contests.
- Texas A&M has won 11 consecutive non-conference road games, dating back to the 2016-17 season. The Aggies' last defeat to a non-conference road team was against SMU back on Dec. 5, 2016.

HOME SWEET SCHOLLMAYER ARENA

- TCU has tallied an overall record of 72-30 (.705) inside Schollmaier Arena since opening back on Dec. 20, 2015.
- TCU is an impressive 37-4 (.902) overall in all non-conference games played inside Schollmaier Arena.
- The Horned Frogs are 28-26 (.518) against Big 12 opponents and undefeated at 7-0 in postseason games played inside Schollmaier Arena.

NON-CONFERENCE CHALK TALK

- TCU snapped a 30-game home winning streak to non-conference opponents with its loss to North Carolina back on Nov. 21 - a streak that dated back to the 2017-18 season.
- The win streak included wins against all non-conference foes played in the regular season, as well as home victories against opponents played in WNIT games.
- The Horned Frogs' last home loss to a non-conference opponent had been exactly four years from the day it lost to UNC - back on Nov. 21, 2017, in a defeat to Yale.
- TCU is 61-18 (.772) in regular-season non-conference play and 73-28 (.722) overall

against non-conference teams in the Pebley era - which includes games in the Big 12 Tournament and WNIT.

- Under Pebley, the Frogs have gone 58-6 (.906) in all games played against non-conference foes at home.

NON-CONFERENCE PLAY IN PEBLEY ERA*

SEASON	RECORD	PCT.	H	A	N
2021-22	3-4	.428	2-2	1-1	0-1
2020-21	5-0	1.000	5-0	0-0	0-0
2019-20	9-2	.818	7-0	2-2	0-0
2018-19	10-1	.909	8-0	2-0	0-1
2017-18	10-2	.833	7-1	1-1	2-0
2016-17	8-3	.727	8-1	0-2	0-0
2015-16	8-3	.727	7-1	1-2	0-0
2014-15	8-3	.727	7-1	0-1	1-1
OVERALL	61-18	.772	51-6	7-9	3-3

* - Regular-season contests only

HEARD NETS PRESEASON HONORS

- Lauren Heard was a unanimous selection named to the Preseason All-Big 12 team. She was one of seven unanimous selections on a preseason team that totaled 12 players.
- Heard was also named to the Lieberman Award, Wooden and Naismith Preseason Player of the Year Award watch lists. She was the only player from the Big 12 named to the Lieberman watch list.
- Just this past week, Heard was named a finalist for the Senior CLASS Award.

MOVING ON UP

- Lauren Heard has moved up to No. 5 all-time in career scoring at TCU. She has tallied 1,705 career points.
- She surpassed Lynn Davis, who tallied 1,683 point from 1978-81.
- Heard is now 20 points shy of moving up to No. 4 all-time and surpassing Adrienne Ross, who totaled 1,725 points from 2003-08.

WELCOME TO THE CLUB(S)

- Lauren Heard has made her way into a few select clubs, both at TCU and among the nation's best players.
- Heard has joined both the 1,600 points scored and 600 rebounds clubs.
- She becomes just the sixth player in school history to score at least 1,600 points and 10th player all-time to pull down 600 boards.
- Heard is just the third player in school history to register both 1,600 points and 600 rebounds in a career. She joins Sandora Irvin and Helena Sverrisdottir as the only other players to accomplish this particular feat.
- Lauren Heard led the Horned Frogs in all four major statistical categories last season, registering 21.2 points, 7.0 rebounds, 4.8 assists and 2.5 steals per game.
- Heard was the only player in the Big 12 to rank among the top-10 in all four categories last season.
- Heard was the only NCAA Division I player

GENERAL INFORMATION

Location	Fort Worth, Texas
Founded	1873
Enrollment	11,379
Colors	Purple and White
Nickname	Horned Frogs
Home Facility	Ed and Rae Schollmaier Arena
Opened	2015
Capacity	6,700
Conference	Big 12 Conference
Affiliation	NCAA Division I
Chancellor	Dr. Victor J. Boschini Jr.
Athletics Director	Jeremiah Donati
SWA	Kim Johnson
Faculty Athletics Rep.	Rhonda Hatcher
Athletics Dept. Phone	(817) 257-5658

HISTORY

First Season	1977-78 (45th Yr.)
First NCAA DI Season	1982-83 (40th Yr.)
Record All-Time641-675 (.487)
Record in NCAA DI566-601 (.485)
Regular Season Conf. Championships	3
Conf. Tournament Championships	3
NCAA Appearances (Last)	9 (2010)
Record in NCAA Championships	5-9
Years in WNIT (Last)	7 (2019)
Record in WNIT	13-7

BASKETBALL COACHING STAFF

Head Coach ..	Raegan Pebley (Colorado, 1997)
Record at TCU130-97 (8th Yr.)
Career Record	286-272 (19th Yr.)
Associate Head Coach ..	Hanna Howard (7th)
Associate Coach	Britney Brown (5th)
Assistant Coach	Abi Olajuwon (3rd)
Director of Ops.	Angela Gonzaga (7th)
Player Development	Leah Foster (3rd)
GA's	Adeola Akomolafe (1st)
.....	Kianna Ray (1st)
Administrative Assistant	Jodi Clifton
Office Phone Number	(817) 257-7962

2020-21 REVIEW

Overall Record	10-15
Big 12 Record (Finish)	4-14 (8th)
Conference Tournament	QF's
Postseason	N/A
Final AP/USA Today Ranking	N/A

2021-22 PREVIEW

Letterwinners Returning/Lost	10/4
Starters Returning/Lost	5/0
Newcomers	6

ATHLETICS COMMUNICATIONS

WBB Contact	Dameon Myres
Cell Phone	(817) 897-5331
Office Phone	(817) 257-5367
Email	d.myres@tcu.edu





TOP-25 POLLS

ASSOCIATED PRESS TOP-25 (Dec. 5, 2021)

No.	Team	Rec.	Pts.	Last
1	South Carolina (30)	9-0	750	1
2	NC State	8-1	708	2
3	UConn	5-1	700	2
4	Stanford	5-2	624	4
5	Baylor	8-1	600	5
6	Arizona	7-0	587	7
7	Louisville	7-1	551	10
8	Maryland	8-2	541	8
9	Tennessee	8-0	529	11
10	Indiana	5-2	526	6
11	Texas	6-1	450	15
12	Iowa	5-1	380	9
13	Michigan	8-1	377	12
14	Kentucky	6-1	350	16
15	Iowa State	8-1	309	14
16	BYU	8-0	275	21
17	South Florida	5-3	230	13
18	Texas A&M	8-1	229	17
19	Duke	8-0	203	NR
20	Ohio State	6-1	150	18
21	Georgia	7-1	112	20
22	Notre Dame	7-2	90	24
23	Oregon State	4-2	76	23
24	LSU	6-1	64	NR
25	Colorado	8-0	52	NR

OTHERS RECEIVING VOTES: Florida Gulf Coast 51, Oregon 48, Florida State 40, North Carolina 32, Georgia Tech 29, UCLA 26, Gonzaga 15, Virginia Tech 11, Nebraska 11, West Virginia 7, Oklahoma 6, DePaul 4, Washington State 4, Missouri 3

USA TODAY COACHES TOP-25 (Dec. 7, 2021)

No.	Team (Record)	Pts.	Last	1-PV
1	South Carolina (9-0)	800	1	32
2	Connecticut (5-1)	752	2	0
3	NC State (8-1)	748	3	0
4	Stanford (5-2)	688	4	0
5	Louisville (7-1)	669	5	0
6	Baylor (8-1)	611	7	0
7	Maryland (8-2)	574	8	0
8	Indiana (6-2)	572	6	0
9	Tennessee (8-0)	549	10	0
10	Arizona (7-0)	541	11	0
11	Michigan (8-1)	484	9	0
12	Texas (6-1)	451	14	0
13	Iowa (5-1)	383	12	0
14	Kentucky (6-1)	348	18	0
15	Texas A&M (8-1)	329	15	0
16	Iowa State (8-1)	316	13	0
17	Georgia (7-1)	219	19	0
18	Brigham Young (8-0)	219	23	0
19	South Florida (5-3)	158	17	0
20	Oregon State (4-2)	144	21	0
21	Ohio State (6-1)	131	20	0
22	Oregon (4-3)	122	16	0
23	Notre Dame (7-2)	100	25	0
24	North Carolina (8-0)	88	NR	0
25	UCLA (5-2)	66	24	0

OTHERS RECEIVING VOTES: Florida Gulf Coast (7-1) 59; Gonzaga (7-1) 54; Duke (8-0) 50; Georgia Tech (6-2) 39; Colorado (8-0) 32; Central Florida (6-1) 20; Florida State (6-2) 18; Oklahoma (7-1) 14; Virginia Tech (7-2) 13; Washington State (6-1) 9; Kansas State (7-2) 6; Nebraska (9-0) 6; West Virginia (4-2) 6; LSU (6-1) 5; Long Beach State (7-0) 3; Coastal Carolina (7-0) 2; Missouri State (6-2) 1; Princeton (6-2) 1.

to average at least 21 points, 7 rebounds, 4.5 assists and 2.5 steals last season.

- In fact, she was only the fourth NCAA Division 1 player in the past 21 years to average these totals.

- She became the first player since Middle Tennessee's Chrissy Givens totaled 21.5 points, 7.0 rebounds, 4.8 assists and 3.1 steals back in the 2005-06 season.

- She also joined Tulsa's Allison Curtin (2002-03) and Texas' Edwina Brown (1999-00) on this list.

PLAYER (YEARS)

	PTS	REB
Sandora Irvin (2001-05)	1,892	1,370
Helena Sverrisdottir (2007-11)	1,764	826
Lauren Heard (2017-Present)	1,705	689

SCORING IN FASHION

- Senior Yummy Morris, a fashion designing major at TCU, scored a season-high 18 points against Cal Baptist in the second game of the St. Mary's Thanksgiving Classic.

- It marked the most points Morris has scored in a game since a 20-point effort against Lamar back on Dec. 9, 2020.

- In addition to her 18-point effort against CBU, she also poured in 11 points against St. Mary's.

- Morris led the team from the field, netting a .550 shooting percentage over the two-game tournament.

FEELS LIKE THE FIRST TIME

- Junior Tavy Diggs is no stranger to double-digit scoring efforts. The Richardson native tallied a 15-point performance at Tulane, giving her double-digit scoring efforts in six straight games dating back to last season.

- However, Diggs has never posted double-digit rebounds and/or collected a double-double, until she accomplished the feat on Wednesday.

- Diggs set a new career-high, pulling down 11 rebounds, while also registering her first career double-double (15 points, 11 rebounds).

- Diggs' previous career-high was eight boards she collected in TCU's season-opener last season against Incarnate Word.

A PAIGE FROM HER BOOK

- TCU freshman Paige Bradley made her TCU debut at Tulane on Wednesday.

- The true freshman just missed on her first collegiate field goal attempt, but then just a few moments later, she drained a three-pointer from the corner - marking her first-career field goal and three-point bucket.

- Bradley finished with five points, as she also went a perfect 2-of-2 from the free throw line. She also totaled a pair of rebounds, two assists and a steal in her debut.

ACTIVE CAREER LEADERS

- Lauren Heard currently ranks No. 12 among active career leaders with 1,705 points.

- Her 438 career assists also ranks No. 14 overall against current active leaders.

- The Denton native is No. 12 with 238 career steals.

- Heard's 518 free throws made are ranked No. 2 overall, trailing only Arkansas-Pine Bluff's Joyce Kennerson's total of 536 free throws made.

DOWN ON THE 'BOARD'WALK

- TCU registered 58 rebounds in its season-opening contest against Houston Baptist on Nov. 9. The Horned Frogs would go onto out-rebound the Huskies 58-35, for a +23 rebounding margin.

- TCU notched 50+ total rebounds as a team for the seventh time under head coach Raegan Pebley. It marked the first 50+ rebounding effort by the Frogs since grabbing 54 boards against Nicholls State on Nov. 14, 2019.

- The 57 rebounds are the most in a game for the Horned Frogs since collecting 64 boards against SMU back on Nov. 17, 2010.

- The +23 rebounding margin is TCU's second-largest margin under Pebley and the most since netting a +28 margin (47-19) against Alcorn State back on Dec. 20, 2016.

- TCU's only other 20+ rebounding margin games under Pebley came back on Dec. 16, 2018, against Southern (47-26, +21) and on Dec. 20, 2017, against Hampton (42-20, +22).

WOMEN'S HOOPS LOCKER ROOM NAMED IN HONOR OF FORMER HORNEFROG

- TCU's women's locker room has been named "The Zahna Medley Kindred Women's Basketball Locker Room".

- The renaming of the locker room was given by the Nancy Tartaglino Richards family, who recognized Medley Kindred for her contributions to TCU, both on the court and off.

- The Zahna Medley Kindred Women's Basketball Locker Room is among the first spaces at TCU named after a woman of color.

- Medley Kindred was a four-year letterwinner for the Horned Frogs from 2012-16.

- She closed out her career at TCU as the program's all-time leading scorer with 1,975 points.

REMEMBERING A LEGEND

- TCU lost an iconic figure when Ed Schollmaier passed away on Sept. 16, 2021.

- Schollmaier, along with his wife, the late Rae Schollmaier, will forever be a part of TCU Athletics. Both Ed and Rae provided the lead gift for the arena renovation project.

- The Schollmaier's generous gift of \$10 million made this beautiful \$72 million arena a reality and provided the spark that helped create the centerpiece of the Daniel-Meyer Athletic Complex.





SERIES BREAKDOWN



VS.



Meeting 42nd
 All-Time Series TAMU leads, 37-4
 Date Series Began Jan. 28, 1981
 Last Game Played Dec. 11, 2019
 Last Meeting TAMU won, 70-68
 Current Win Streak TAMU, won 8
 TCU at Home 3-15
 TCU on the Road 0-21
 TCU on a Neutral Court 1-1

SERIES UNDER COACH PEBLEY

TCU Record in Series 0-5
 TCU at Home 0-2
 TCU on the Road 0-3
 TCU on a Neutral Court 0-0

LAST 5 GAMES

Date	W/L	Score	Location
12/11/2019	L	68-70	College Station
12/06/2017	L	58-71	College Station
12/08/2016	L	67-75	Fort Worth
11/21/2015	L	78-82	College Station
12/07/2014	L	71-82	Fort Worth

SERIES TIDBITS

- TCU and Texas A&M will meet for the first time since Dec. 11, 2019, but will meet for the 42nd time overall when the two teams square-off on Sunday.
- Texas A&M leads the all-time series 37-4, which includes having won eight straight games against the Horned Frogs.
- TCU's last win against the Aggies came back on Dec. 12, 2009. The Horned Frogs defeated Texas A&M, 56-54, in Fort Worth.
- TCU is 3-15 all-time when facing the Aggies in Fort Worth.
- The Horned Frogs came within striking distance of the Aggies the last time the two teams played. TCU erased a seven-point deficit in the first half to tie things up 34-all with the Aggies at halftime. TCU led 66-63 with less than 1:30 to play, but future WNBA First Round pick, Chennedy Carter, scored TAMU's final seven points - which included the game-winning lay-up with three seconds left to play.
- Lauren Heard totaled 21 points and Kianna Ray chipped in with 20 points in the defeat. Michelle Berry registered her first double-double as a Horned Frog, scoring 11 points and pulling down a team-best 12 rebounds.

HEARD'S PUSH FOR THE RECORD BOOKS (CAREER RECORDS)

POINTS

1. Zahna Medley	2012-16	1,975
2. Sandora Irvin	2001-05	1,892
3. Helena Sverrisdottir	2007-11	1,764
4. Adrienne Ross	2003-08	1,725
5. Lauren Heard	2017-Pres.	1,705
6. Lynn Davis	1978-91	1,683
7. Emily Carter	2007-11	1,563

SCORING AVERAGE

1. Lynn Davis	1978-81	17.90
2. Zahna Medley	2012-16	15.55
3. Sandora Irvin	2001-05	14.89
4. Vernell Armstrong	1977-80	13.94
5. Janice Dziuk	1986-90	13.66
6. Helena Sverrisdottir	2007-11	13.56
7. Jennifer Hickman	1995-97	13.54
8. Kati Safaritova	2000-02	13.06
9. Lauren Heard	2017-Pres.	12.90
10. Adrienne Ross	2003-08	12.77
11. TK LaFleur	2008-10	12.70

FIELD GOALS MADE

1. Sandora Irvin	2001-05	686
2. Zahna Medley	2012-16	633
3. Adrienne Ross	2003-08	627
4. Jordan Moore	2015-19	591
5. Helena Sverrisdottir	2007-11	562
6. Janice Dziuk	1986-90	545
7. Lauren Heard	2017-Pres.	535
8. Natalie Ventress	2012-15	480
9. Leah Garcia	1994-98	478
10. Amy Okonkwo	2016-19	477

FIELD GOAL ATTEMPTS

1. Zahna Medley	2012-16	1,620
2. Adrienne Ross	2003-08	1,526
3. Sandora Irvin	2001-05	1,503
4. Lauren Heard	2017-Pres.	1,439
5. Helena Sverrisdottir	2007-11	1,293

FREE THROWS MADE

1. Lauren Heard	2017-Pres.	518
2. Sandora Irvin	2001-05	482
3. Helena Sverrisdottir	2007-11	469
4. Emily Carter	2007-11	398
5. Zahna Medley	2012-16	393

FREE THROW ATTEMPTS

1. Lauren Heard	2017-Pres.	719
2. Sandora Irvin	2001-05	705
3. Helena Sverrisdottir	2007-11	599
4. Jordan Moore	2015-19	524
5. Janice Dziuk	1986-90	511

REBOUNDS

1. Sandora Irvin	2001-05	1,370
2. Jordan Moore	2015-19	892
3. Helena Sverrisdottir	2007-11	826
4. Lorie Butler-Rayford	2004-08	817
5. Janice Dziuk	1986-90	778
6. Latricia Lovings	2010-14	742
7. Vernell Armstrong	1977-80	718
8. Lauren Heard	2017-Pres.	689
9. Tiffany Evans	2000-04	676
10. Stacy Francis	1994-98	637

ASSISTS

1. Helena Sverrisdottir	2007-11	546
2. Zahna Medley	2012-16	510
3. Natasha Lacy	2003-06	461
4. Jill Sutton	1997-2001	445
5. Lauren Heard	2017-Pres.	438
6. Cinda Baer	1978-82	403
6. Kianna Ray	2016-20	401

STEALS

1. Adrienne Ross	2003-08	339
2. Rachel Hesse	1989-93	284
3. Lauren Heard	2017-Pres.	238
4. Chelsea Prince	2012-15	237
5. Helena Sverrisdottir	2007-11	227
Natasha Lacy	2003-06	227
7. Sandora Irvin	2001-05	224

GAMES STARTED

1. Helena Sverrisdottir	2007-11	127
2. Zahna Medley	2012-16	125
3. Sandora Irving	2001-05	118
4. Jill Sutton	1997-01	116
5. Natalie Ventress	2012-15	114
6. Jordan Moore	2015-19	110
Adrienne Ross	2003-08	110
8. Kianna Ray	2016-20	109
9. Lauren Heard	2017-Pres.	101
Stacy Francis	1994-98	101





2021-22 BIG 12 STANDINGS

TEAM	BIG 12	PCT.	H	A	Streak	OVERALL	PCT.	H	A	N	Streak
Baylor	0-0	0.000	0-0	0-0	---	9-1	0.900	5-0	1-1	3-0	W6
Iowa State	0-0	0.000	0-0	0-0	---	9-1	0.900	5-0	1-1	3-0	W2
Oklahoma	0-0	0.000	0-0	0-0	---	8-1	0.889	4-0	2-0	2-1	W5
Kansas	0-0	0.000	0-0	0-0	---	7-1	0.875	6-0	0-0	1-1	W3
Texas	0-0	0.000	0-0	0-0	---	6-1	0.857	4-0	2-1	0-0	W3
Kansas State	0-0	0.000	0-0	0-0	---	8-2	0.800	7-0	1-2	0-0	W1
Texas Tech	0-0	0.000	0-0	0-0	---	6-2	0.750	4-1	0-0	2-1	L1
West Virginia	0-0	0.000	0-0	0-0	---	5-2	0.714	4-0	0-1	1-1	W1
Oklahoma State	0-0	0.000	0-0	0-0	---	3-4	0.429	1-1	2-1	0-2	L3
TCU	0-0	0.000	0-0	0-0	---	3-4	0.429	2-2	1-1	0-1	L1

BIG 12 PRESEASON HONORS

PRESEASON PLAYER OF THE YEAR:

NaLyssa Smith, Baylor

PRESEASON NEWCOMER OF THE YEAR

Jordan Lewis, Baylor

PRESEASON FRESHMAN OF THE YEAR

Aaliyah Moore, Texas

PRESEASON ALL-BIG 12 TEAM

*NaLyssa Smith, Baylor

*Ashley Joens, Iowa State

*Ayoka Lee, K-State

*Madi Williams, Oklahoma

***Lauren Heard, TCU**

*Vivian Gray, Texas Tech

*Esmery Martinez, West Virginia

Queen Egbo, Baylor

Joanne Allen Taylor

Lexi Donarski, Iowa State

Holly Kersgieter, Kansas

Taylor Robertson, Oklahoma

*Denotes unanimous selection

HONORABLE MENTION:

Ja'Mee Asberry (Baylor)

Jordan Lewis (Baylor)

Emily Ryan (Iowa State)

Taylen Collins (Oklahoma State)

Rori Harmon (Texas)

KK Deans (West Virginia)

Kari Niblack (West Virginia)

BIG 12 PLAYERS OF THE WEEK

DATE	PLAYER	SCHOOL
Nov. 15	Ayoka Lee	K-State
Nov. 22	Ashley Joens	Iowa State
Nov. 29	NaLyssa Smith	Baylor
Dec. 6	Ana Llanusa	Oklahoma

2021-22 TCU HONOR ROLL

LAUREN HEARD

Preseason All-Big 12 Oct. 6


Lieberman Watch List Oct. 25

Naismith Trophy Watch List Nov. 9

Wooden Trophy Watch List Nov. 9

BIG 12 FRESHMAN OF THE WEEK

DATE	PLAYER	SCHOOL
Nov. 15	Rori Harmon	Texas
Nov. 22	Rhyle McKinney	Texas Tech
Nov. 29	Serena Sundell	K-State
Dec. 6	Byrlee Glenn	K-State



ED & RAE SCHOLLMAYER ARENA | OPENED 2015-16



TCU INSIDE SCHOLLMAYER ARENA

YEAR	NC	B12	PS	OVA	PCT.
2021-22	2-2	0-0	0-0	2-2	.500
2020-21	5-0	3-6	0-0	8-6	.571
2019-20	7-0	6-3	0-0	13-3	.812
2018-19	8-0	6-3	3-0	17-3	.850
2017-18	6-1	5-4	2-0	13-5	.722
2016-17	8-1	3-6	0-0	11-7	.611
2015-16*	1-0	5-4	2-0	8-4	.667
37-4 28-26 7-0 72-30 .705					

* - **First Game:** _____ Dec. 20, 2015
TCU 76, Southern Utah 47

NC - Non-Conference
B12 - Big 12 Conference
PS - Postseason

Previously known as the Daniel-Meyer Coliseum, the facility underwent a \$72 million renovation that was completed during the 2015-16 season. The Schollmaiers provided the lead gift of \$10 million. The Daniel-Meyer name is still prominent as the entire area is known as the Daniel-Meyer Athletic Complex.

The TCU men's and women's basketball programs received new locker rooms and team meeting rooms as well as an expanded sports medicine center. There is also locker rooms for visiting teams and a new video board.

The new building facade for the Ed and Rae Schollmaier Arena architecturally complements Amon G. Carter Stadium and the TCU campus. The interior has a lower playing surface to increase courtside seating and provide a more intimate atmosphere. Wider concourses and multiple public entries have helped ease congestion. The fan experience is further enhanced by new concession stands, a food court and restrooms as well as increased points of sale. A new courtside club lounge is also located on floor level. The facility also includes offices for the athletics administrative staff as well as coaches in various sports, allowing the Ed and Rae Schollmaier Arena to be the hub of TCU Athletics.

Additional features of the Ed and Rae Schollmaier Arena are the Jane & John Justin TCU Athletics Hall of Fame on the concourse level, offices for Olympic sports and administration and a larger main ticket office to support the arena and Amon G. Carter Stadium.

ED AND RAE SCHOLLMAYER HISTORY

The late Ed Schollmaier was a retired CEO of Alcon Laboratories, Inc., while the late Rae Schollmaier was a dedicated civic volunteer. Through the Schollmaier Foundation, they were longtime philanthropic leaders in Fort Worth.

A TCU Trustee since 1996, Ed Schollmaier chaired the Building and Grounds Committee and served on the Executive, Fiscal Affairs and Intercollegiate Athletics committees, as well as the Committee on Trusteeship. He passed away just prior to the 2021-22 season in September 2021.

Ed Schollmaier was a member of the Neeley School International Board of Visitors and the recipient of Neeley's Ike Harrison Award. He had been recognized as an Honorary Alumnus and an Honorary TCU Letterman. Rae Schollmaier served on the College of Fine Arts International Board of Visitors, the Fine Arts Task Force of The Commission on the Future of TCU and the KinderFrogs School Advisory Board. For their service and generous support, the Schollmaiers were honored with TCU's Horizon Award and the Royal Purple Award.

The Schollmaiers had also supported TCU Athletics through the Ed and Rae Schollmaier Basketball Complex, which opened in 2004.



HEAD COACH | RAEGAN PEBLEY | 8TH SEASON



Raegan Pebley is in her eighth season as TCU women's basketball head coach in 2021-22. Pebley led the Horned Frogs to four postseason appearances in her first five seasons, including WNIT Semifinals

appearances in both 2017-18 and 2018-19. The 2019-20 squad was on the way to making a postseason appearance prior to the NCAA Tournament being canceled due to the COVID-19 pandemic.

Pebley (pronounced Pee-blee) continues to lead the Frogs in an upward trend, as their 79 total wins over the past four years are ranked fourth-most among all Big 12 teams. Pebley will head into the 2021-22 season having led TCU to an overall record of 127-98 in her seven seasons in Fort Worth, while taking a combined record of 283-268 into her 19th season as a head coach.

The Horned Frogs went 10-15 overall and 4-14 in Big 12 play in what was seen as an abbreviated 2020-21 campaign. The regular season not only started a full month later than normal, but the non-conference slate was scaled down to just six scheduled games - five to six contests short of a normal schedule. The Frogs would end up only playing five non-conference games, as its lone non-conference road game at Missouri was canceled due to COVID-19 protocols. TCU would win all five non-conference home games though, thus extending its home winning streak against non-con foes to 29 straight games.

TCU's Lauren Heard would go onto earn postseason honors, being named All-Big 12 First Team and to the Big 12 All-Defensive Team. Heard became the first Horned Frog to earn back-to-back all-conference first team honors since Zahna Medley was tabbed first team for three consecutive seasons from 2014-16.

The 2019-20 campaign saw the Frogs register a 22-7 overall record and a 13-5 mark in Big 12 play. It marked Pebley's third-consecutive 20-win season, while the 13 Big 12 wins rank most in school history. It also matches the most conference wins for TCU in any league (2000-01, WAC; 2007-08 and 2010-11, MWC). TCU would go onto finish second-place in the Big 12 standings - the highest finish for the Frogs since joining the league in 2012-13.

TCU registered a 24-11 record in 2018-19, coming up just one-win shy of the school's single-season record of 25 victories (2000-01, 2003-04). TCU would, however, set a new program record with 17 home victories in 2018-19. The 2019-20 campaign saw TCU set a new program record with 13 Big 12 Conference victories. The Horned Frogs also

managed to register its most road wins in the Pebley era, notching nine victories on the road in 2019-20.

TCU collected its first national ranking in 10 years during the 2017-18 campaign, as well, coming in as high as No. 22. The Frogs then made its way back into the WBCA Top-25 rankings during the 2019-20 season, coming in at No. 25, the week of Feb. 25.

TCU ranked among the Big 12's top teams in 2019-20, ranking first in free throw attempts (621), third in free throws made (417), second in steals (274), first in steals per game (9.4), second in opponent three-point percentage (.273), and first in forced turnovers (18.62). Three different Horned Frogs would go onto earn All-Big 12 honors, giving TCU at least two players on the All-Big 12 team in four of its first six seasons as a member of the Big 12 Conference.

Heard became what was then just the third Horned Frog in program history to be named to the All-Big 12 First Team, joining Medley (2014, 2015, 2016) and Jordan Moore (2019). Kianna Ray would earn second team honors and Jayde Woods was named honorable mention. TCU has had a total of 17 All-Big 12 performers over the past seven seasons under Pebley, including six first team accolades, three second team honors and eight honorable mention selections.

The 2019-20 campaign also saw Pebley record her 100th victory on the sidelines at TCU. She is just the second coach in school history to boast at least 100 victories at the helm of the Horned Frogs basketball program.

The Frogs went on a tear in the postseason for a second-consecutive year in 2018-19, winning four games in the WNIT before falling on the road to eventual champion Arizona in the semifinals. Pebley's squad dominated the early rounds of the tournament, winning its first four games by an average of 17 points, including three victories at home and an impressive road win at Arkansas.

TCU finished among the top-three teams in the Big 12 in several statistical categories in 2018-19, including scoring defense, blocked shots, assists, turnover margin and steals. The Frogs finished eighth in the NCAA in both total blocked shots (189) and blocked shots per game (5.4) and led the Big 12 in total steals (331), steals per game (9.5) and turnovers forced per game (17.34).

The 2018-19 season was a continuation of a successful climb for TCU under Pebley. The Frogs won 18 games in each of her first two seasons with a WNIT Second Round appearance in 2014-15 followed by appearances in the WNIT Third Round and Semifinals in 2015-16 and 2017-18, respectively. TCU's WNIT victory in 2015 was its first postseason win in seven years.

PEPLEY'S TIMELINE

1997-99:	George Mason	Assistant Coach
1999-2001:	Colorado St.	Assistant Coach
2002-12:	Utah State	Head Coach
2012-14:	Fresno State	Head Coach
2014-present:	TCU	Head Coach

COACHING HIGHLIGHTS

HONORS (AT TCU)

- Four WNIT appearances
- 11 postseason wins
- 15 All-Big 12 selections
- Big 12 Defensive Player of the Year
- Big 12 Sixth Man of the Year
- 31 Academic All-Big 12 selections

HONORS (PRIOR TO TCU)

- Seven NCAA Tournaments (two as head coach, one as assistant coach, four as player)
- 12 overall postseason appearances (NCAA and WNIT)
- WBCA National Coach of the Year Finalist (2001)
- WAC Coach of the Year (2001)
- Rebuilt Utah State program that was reinstated in 2003 after 25-year hiatus

PLAYING HIGHLIGHTS

- 106-24 record, four NCAA Tournament appearances in four seasons at Colorado
- Elite Eight appearance as sophomore
- Two Sweet Sixteen appearances
- Finished all four seasons ranked in Associated Press Top 25; two AP top-five finishes
- 1,045 career points, 701 career rebounds
- Two-time all-conference, including second-team All-Big 12 in 1997
- 21st overall selection in 1997 WNBA Draft (Utah Starzz)
- Played in WNBA's first two seasons (Utah Starzz, Cleveland Rockers)

COACHING RECORD

YEAR	SCHOOL	OV	CON	FIN
2003-04	Utah State	5-22	5-13	T-8th
2004-05	Utah State	14-14	9-9	6th
2005-06	Utah State	3-24	2-14	9th
2006-07	Utah State	11-18	7-9	6th
2007-08	Utah State	9-20	5-11	7th
2008-09	Utah State	16-15	9-7	T-5th
2009-10	Utah State	13-17	5-11	7th
2010-11	Utah State	18-15	10-6	3rd
2011-12	Utah State	21-10	11-3	2nd
2012-13	Fresno State	24-9	13-3	2nd
2013-14	Fresno State	22-11	13-5	2nd
2014-15	TCU	18-14	9-9	T-3rd
2015-16	TCU	18-15	8-10	T-6th
2016-17	TCU	12-18	4-14	9th
2017-18	TCU	23-13	9-9	5th
2018-19	TCU	24-11	10-8	6th
2019-20	TCU	22-7	13-5	2nd
2020-21	TCU	10-15	4-14	8th
2021-22	TCU	3-4	0-0	--

SCHOOL	YEARS	OVERALL	CONF
Utah State	9	110-155	63-94
Fresno State	2	46-20	26-8
TCU	8	130-97	57-69
	19	286-272	146-171



During the 2017-18 campaign, the Frogs earned their first national ranking since 2010, claiming a spot in the top-25 for three weeks. The ranking came in the midst of a seven-game Big 12 winning streak, the Frogs' best conference winning streak since 2008. During the streak, the Frogs beat No. 7 Texas then knocked off No. 15 West Virginia on the road, marking just the second time in program history TCU won back-to-back games against ranked teams.

The Frogs went on to finish 9-9 in the Big 12 in 2017-18, capping the regular season with a win over Oklahoma in the Big 12 Championship quarterfinal and advancing to the first semifinal since the Frogs joined the Big 12.

TCU then played in its third WNIT under Pebley and made a deep run in the tournament, advancing to the semifinal where the Frogs fell on the road to eventual champion Indiana. Along the way, TCU won four games in the tournament, including a pair of road wins, pushing TCU's total to 10 wins away from home in 2017-18, the program's most since 2004-05.

In 2017-18, TCU was the only Big 12 team to finish in the Big 12's top three in field goal, 3-point and free throw percentage. The Frogs averaged 74.8 points and 16.5 assists per game, both the second best in program history, and posted a program-best 1.1 assist-turnover ratio.

Individually, numerous players have flourished in Pebley's system, perhaps none more than TCU's all-time leading scorer, Medley who earned three All-Big 12 First Team honors in her career - two under Pebley - and was the first three-time all-conference first team selection in program history.

Medley finished her career with TCU bests of 1,975 career points, a 15.6 points per game scoring average and 316 made 3-pointers. She finished second in TCU history with 633 made field goals and 510 assists.

Moore's progression throughout her TCU career is indicative of Pebley's teaching ability. The Round Rock, Texas, native finished her career as TCU's all-time leader in field goal percentage, shooting 54.7 percent in her four years in Fort Worth, as well as the single-season leader after shooting 59.0 percent in her senior campaign. She also finished seventh in the TCU record book with 1,514 points, second with 892 rebounds and third with 243 blocks.

Additionally, the Frogs have won both of their Big 12 individual awards under Pebley, most recently with Okonkwo earning the Sixth Man Award in 2017-18. Chelsea Prince was named the Big 12 Defensive Player of the Year in 2014-15, marking the fourth-straight such selection under Pebley.

Off the court, the Frogs have seen incredible success under Pebley. In her seven seasons, TCU student-athletes have

earned 31 Academic All-Big 12 honors, that after earning just four in the two years prior to Pebley's arrival.

Included in the 31 selections is a record four first-team selections in 2019-20. Jada Butts was one of the 2016-17 first team selections and became the first Frog to earn Academic All-Big 12 honors in four straight years, while Ray followed in her footsteps, taking home all-academic honors from 2016-20.

Pebley has not only served TCU, but also the women's basketball community as a whole. She is a member of the Kay Yow Cancer Fund Board of Directors, helping guide the Fund's mission to extend and improve the lives of all women battling cancer by raising money for research and assisting the under-served.

She is also a member of the Women's Basketball Coaches Association (WBCA) Board of Directors, helping the Association's mission to improve and advance the game of women's basketball.

TCU officially announced the hiring of Pebley as the program's seventh head coach on April 1, 2014.

Pebley arrived at TCU after spending the previous two seasons at Fresno State where she led the Bulldogs to Mountain West tournament titles and berths into the NCAA Tournament in each of her two seasons. Fresno State compiled a 46-20 (.697) overall record under the direction of Pebley, including a 26-8 (.765) mark in league play, while four Bulldogs earned All-Mountain West honors, including back-to-back Defensive Player of the Year selections.

Pebley's Fresno State squads featured one of the top defensive units in the country, as the 2012-13 Bulldogs ranked third in the NCAA in steals with 12.9 per game, doing so while only fouling 12.1 times per game to rank No. 7 nationally for the fewest fouls committed per game. The Bulldogs allowed a paltry 62.4 points per contest in the two seasons under Pebley.

The Orem, Utah, native faced a tall task in her first head coaching position, starting the Utah State women's basketball program after its reinstatement in 2003 following a 25-year hiatus. Pebley led the Aggies for nine seasons, building the program from scratch into back-to-back WNIT berths, marking the first postseason appearances in school history.

Pebley garnered WAC Coach of the Year accolades for the 2010-11 season after the Aggies advanced to their first WNIT, where they toppled Arizona, and was a WBCA National Coach of the Year finalist in 2012 after Utah State registered its first-ever 20-win season and returned to the WNIT.

In her nine seasons at Utah State, 12 Aggies earned all-conference honors, including Ashlee Brown, who was named the WAC Defensive Player of the Year in

2012, the first of four straight student-athletes to earn the league's top defensive awards under Pebley. Before taking over the Utah State program, Pebley served as an assistant coach at George Mason from 1997-99 under Jim Lewis and Debbie Taneyhill and at Colorado State from 1999-01 under Tom Collen.

At CSU, the Rams went 48-17 in her two seasons with the team reaching the second round of the NCAA Tournament in 2001 and the semifinals of the WNIT in 2000.

A standout at the University of Colorado, Pebley was selected with the 21st overall pick of the inaugural WNBA Draft in 1997, where she played two seasons with the Cleveland Rockers and Utah Starzz. She has since returned to a role within the league as she regularly serves as the color analyst on television broadcasts for the Dallas Wings.

During her collegiate career at Colorado, Pebley helped lead the Buffs to a 106-24 overall record and four conference championships, including winning the inaugural Big 12 tournament title in 1997. In her career, Pebley earned all-conference accolades twice, including a second team All-Big 12 selection in 1997. She is the first former All-Big 12 selection to return to coach in the league.

CU made two Sweet 16 appearances during her career, including a trip to the Elite Eight during her sophomore season, as the Buffs won a school-record 30 games (30-3 overall). Colorado won 25-straight games that season and finished the year ranked No. 2 in the final AP poll.

Pebley, whose maiden name is Scott, was one of nine players in CU history to score over 1,000 career points (1,045) and collect over 700 rebounds (701). Pebley played under legendary head coach Ceal Barry who was a 2018 inductee into the Women's Basketball Hall of Fame.

Pebley and her husband, Keith, have one son, Joseph, and one daughter, Harper.



**PEBLEY vs. OPPONENTS****BIG 12 CONFERENCE TEAMS**

Baylor	0-16
Iowa State	8-7
Kansas	13-3
Kansas State	8-6
Oklahoma	7-8
Oklahoma State	6-8
Texas	3-13
Texas Tech	9-6
West Virginia	5-9

NON-CONFERENCE TEAMS

Air Force	5-1
Alabama	1-0
Alcorn State	2-0
American	0-1
Arizona	2-1
Arkansas	1-0
Army	2-0
Asbury	1-0
Auburn	1-0
Boise State	13-9
Bowling Green	0-1
Butler	1-1
BYU	0-7
Cal Maritime	1-0
Cal Poly	3-1
Cal State Bakersfield	1-0
Cal State Fullerton	2-3
Cal State Northridge	4-1
California	0-1
California Baptist	0-1
Central Arkansas	1-0
Cincinnati	1-0
Colgate	1-0
Colorado	0-1
Colorado State	4-2
Cornell	1-0
Davidson	0-0
Dixie State	0-1
Duquesne	1-0
Eastern Michigan	1-0
Eastern Washington	2-0
Florida	0-1
Fresno State	2-14
Georgia	0-1
Grambling	2-0
Hampton	1-0
Hawaii	6-8
Houston Baptist	2-0
Idaho	11-10
Idaho State	2-7
Illinois	0-1
Incarnate Word	2-0
Indiana	0-1
IPFW	0-1
Lamar	2-0
Liberty	1-0



Long Beach State	1-4
Louisiana Tech	2-14
LSU	0-1
Massachusetts	0-1
McNeese	1-0
Middle Tennessee State	1-1
Mississippi Valley State	1-0
Missouri State	2-0
Monmouth	0-1
Montana	0-4
Montana State	2-4
Montana State Northern	1-0
Montana Western	1-0
Nevada	11-10
New Mexico	4-0
New Mexico State	9-6
New Orleans	1-0
Nebraska	0-1
Nicholls State	1-0
Notre Dame	0-2
North Carolina	0-1
North Dakota State	1-1
Northern Arizona	4-0
Northern Colorado	0-2
Northwestern State	1-0
Ohio	1-0
Ole Miss	1-0
Oral Roberts	2-0
Oregon	0-1
Pacific	2-5
Pepperdine	0-1
Portland	3-3
Portland State	0-2
Prairie View A&M	3-0
Robert Morris	1-0
Saint Louis	0-2
Saint Mary's (Calif.)	3-0
Sam Houston State	4-0
San Diego	0-1

San Diego Christian	1-0
San Diego State	4-2
San Francisco	2-2
San Jose State	12-4
Santa Clara	1-1
Seton Hall	0-1
South Dakota	1-0
Stephen F. Austin	2-0
SMU	6-0
South Dakota State	1-1
Southeastern Louisiana	2-0
Southern	1-0
Southern Miss	0-1
Southern Utah	6-1
Stanford	0-2
Texas A&M	0-6
Texas Southern	2-0
Texas State	3-0
Tulane	0-1
UC Irvine	4-3
UC Merced	1-0
UC Riverside	3-2
UC Santa Barbara	0-4
ULM	1-0
UNLV	6-1
USC	1-1
UT Arlington	2-0
Utah	1-3
Utah State	1-0
Utah Valley	5-3
UTEP	0-1
UTRGV	2-0
Washington State	1-1
Weber State	4-4
Western Michigan	0-1
Wyoming	3-5
Yale	0-1





TCU RECORD BREAKDOWN

	2021-22 RECORD	PEBLEY ERA
Overall	3-4	130-97
Big 12	0-0	57-69
Home	2-2	94-34
Away	1-1	32-54
Neutral	0-1	5-9
vs Top 25	0-0	8-45
vs Top 10	0-0	1-23
Overtime games	0-1	2-3
November	2-3	36-10
December	1-1	28-14
January	0-0	29-30
February	0-0	23-29
March	0-0	17-14
April	0-0	0-1

SCORING

TCU leads after 1st quarter	2-0	75-23*
Opp. leads after 1st quarter	1-4	33-55*
Tied after 1st quarter	0-0	4-5*
TCU leads at halftime	3-0	105-16
Opp. leads at halftime	0-4	23-75
Tied at halftime	0-0	2-6
TCU leads after 3rd quarter	3-0	94-11*
Opp. leads after 3rd quarter	0-4	17-71*
Tied after 3rd quarter	0-0	1-1*
TCU scores less than 60	1-2	9-31
TCU scores 60-69	0-0	24-29
TCU scores 70-79	2-2	51-32
TCU scores 80+	0-0	46-5
Opp. scores less than 60	2-0	58-3
Opp. scores 60-69	1-1	45-14
Opp. scores 70-79	0-1	24-37
Opp. scores 80+	0-2	4-43
Games decided 6 points/less	1-0	33-23

REBOUNDING

TCU out-rebounds opponent	2-1	85-11
Opp. has equal/more rebounds	1-3	45-86

FIELD GOALS

TCU has higher FG%	1-0	98-13
TCU has equal/lower FG%	2-4	32-84
TCU shoots higher than 40%	0-0	100-31
TCU shoots lower than 40%	3-4	30-65
Opp. shoots higher than 40%	1-2	47-86
Opp. shoots lower than 40%	2-2	83-11

THREE-POINT FIELD GOALS

TCU makes 7/more 3-pointers	1-1	80-45
TCU makes 6/less 3-pointers	2-3	50-52
TCU has higher 3PT FG%	1-1	93-27
TCU has lower 3PT FG%	2-3	37-70

FREE THROWS

TCU attempts more FT's	3-2	93-30
TCU attempts equal/fewer FT's	0-2	37-67

* - Does not include 2014-15 season when only halves were played

TCU PERFORMANCE LIST

SCORING LEADER	21-22	CAREER
Lauren Heard	5	45
Okako Adika	1	10
Yummy Morris	0	3
Michelle Berry	1	3
Tavy Diggs	0	3
Tara Manumaleuga	1	1
Aja Holmes	0	1

REBOUNDING LEADER	21-22	CAREER
Lauren Heard	4	35
Michelle Berry	1	18
Yummy Morris	0	10
Okako Adika	1	7
Tavy Diggs	1	3
Aahliyah Jackson	1	1
Kayla Mokwuah	0	1

ASSISTS LEADER	21-22	CAREER
Lauren Heard	5	57
Caroline Germond	0	6
Tavy Diggs	1	4
Michelle Berry	0	2
Aahliyah Jackson	1	1
Yummy Morris	1	1

10+ POINTS	21-22	CAREER
Lauren Heard	8	71
Okako Adika	3	19
Michelle Berry	2	15
Yummy Morris	2	14
Tavy Diggs	3	13
Aahliyah Jackson	1	6
Aja Holmes	1	5
Caroline Germond	0	1
Kayla Mokwuah	1	2
Patricia Morris	0	1

15+ POINTS	21-22	CAREER
Lauren Heard	5	48
Okako Adika	2	10
Yummy Morris	1	6
Tavy Diggs	0	7
Michelle Berry	0	3
Aja Holmes	0	1

20+ POINTS	21-22	CAREER
Lauren Heard	2	31
Tavy Diggs	0	2
Yummy Morris	0	2
Aja Holmes	0	1
Okako Adika	0	1

30+ POINTS	21-22	CAREER
Lauren Heard	0	4

3+ 3-POINTERS	21-22	CAREER
Lauren Heard	0	12
Aja Holmes	1	7
Michelle Berry	1	7
Okako Adika	1	7
Aahliyah Jackson	0	4

10+ REBOUNDS	21-22	CAREER
Lauren Heard	2	12
Michelle Berry	0	7
Tavy Diggs	1	1
Okako Adika	0	1

15+ REBOUNDS	21-22	CAREER
Lauren Heard	0	1

5+ ASSISTS	21-22	CAREER
Lauren Heard	3	37
Caroline Germond	0	4
Michelle Berry	0	2
Tavy Diggs	1	1
Okako Adika	0	1

3+ STEALS	21-22	CAREER
Lauren Heard	2	33
Michelle Berry	1	5
Aahliyah Jackson	1	4
Caroline Germond	0	2
Okako Adika	1	1
Yummy Morris	0	1
Okako Adika	0	1
Tavy Diggs	1	1

3+ BLOCKS	21-22	CAREER
Yummy Morris	0	9
Kayla Mokwuah	0	1

DOUBLE-DOUBLES	21-22	CAREER
Lauren Heard	2	11
Michelle Berry	0	4
Tavy Diggs	1	1
Okako Adika	0	1





TCU 2021-22 HIGHS/LOWS

MOST 1ST QUARTER POINTS

TCU	23	vs Cal Baptist	11/27/21
OPP	25	vs Cal Baptist	11/27/21

FEWEST 1ST QUARTER POINTS

TCU	8	North Carolina	11/21/21
OPP	12 (2x)	last, at St. Mary's	11/26/21

MOST 2ND QUARTER POINTS

TCU	26	Houston Baptist	11/09/21
OPP	20	Florida	12/05/21

FEWEST 2ND QUARTER POINTS

TCU	11	at St. Mary's	11/26/21
OPP	8	Southeastern La.	12/01/21

MOST FIRST HALF POINTS

TCU	39	Houston Baptist	11/09/21
OPP	44	vs Cal Baptist	11/27/21

FEWEST FIRST HALF POINTS

TCU	22	North Carolina	11/21/21
OPP	21	Southeastern La.	12/01/21

MOST 3RD QUARTER POINTS

TCU	21	Houston Baptist	11/09/21
OPP	28	North Carolina	11/21/21

FEWEST 3RD QUARTER POINTS

TCU	9	Florida	12/05/21
OPP	10 (2x)	last, Florida	12/05/21

MOST 4TH QUARTER POINTS

TCU	24	at St. Mary's	11/26/21
OPP	27	North Carolina	11/21/21

FEWEST 4TH QUARTER POINTS

TCU	6	North Carolina	11/21/21
OPP	10	Southeastern La.	12/01/21

MOST POINTS IN A GAME

TCU	78 (2x)	last, at Tulane	11/17/21
OPP	91	vs Cal Baptist	11/27/21

FEWEST POINTS IN A GAME

TCU	46	North Carolina	11/21/21
OPP	46	Southeastern La.	12/01/21

BIGGEST WIN MARGIN

TCU	30	Houston Baptist	11/09/21
OPP	33	North Carolina	11/21/21

CLOSEST WIN MARGIN

TCU	4	at St. Mary's	11/26/21
OPP	9	Florida	12/05/21

SPECIALTY STATISTICS COMPARISON (TCU-OPP)

OPPONENT	OFF T/O	IN PAINT	2ND-CHANCE	FB	BENCH
HOUSTON BAPTIST	18-6	38-22	16-9	18-12	39-18
AT TULANE	14-12	32-30	12-15	10-10	46-10
NORTH CAROLINA	10-11	24-22	1-19	4-9	28-16
AT ST. MARY'S	24-4	30-26	12-7	18-13	16-28
VS CAL BAPTIST	13-10	34-36	12-6	14-9	31-18
SOUTHEASTERN LA.	10-12	18-26	7-3	5-4	15-0
FLORIDA	12-19	30-20	5-6	2-16	18-20
TEXAS A&M					
INCARNATE WORD					
DAVIDSON					
KANSAS					
AT BAYLOR					
AT IOWA STATE					
OKLAHOMA STATE					
AT OKLAHOMA					
TEXAS TECH					
AT KANSAS STATE					
WEST VIRGINIA					
AT KANSAS					
AT OKLAHOMA STATE					
IOWA STATE					
AT WEST VIRGINIA					
BAYLOR					
OKLAHOMA					
AT TEXAS					
AT TEXAS TECH					
KANSAS STATE					

TCU STARTERS

OPPONENT	G	G	G/F	F	F/C	RECORD
HOUSTON BAPTIST	HEARD	JACKSON	OKAKO	BERRY	P. MORRIS	1-0
AT TULANE	HEARD	JACKSON	OKAKO	BERRY	P. MORRIS	1-1
NORTH CAROLINA	HEARD	JACKSON	DIGGS	MANU	P. MORRIS	0-1
AT ST. MARY'S	HEARD	JACKSON	OKAKO	BERRY	P. MORRIS	2-1
VS CAL BAPTIST	HEARD	JACKSON	OKAKO	BERRY	P. MORRIS	2-2
SOUTHEASTERN LA.	HEARD	JACKSON	OKAKO	BERRY	P. MORRIS	3-2
FLORIDA	HEARD	JACKSON	OKAKO	BERRY	P. MORRIS	3-3
TEXAS A&M						
INCARNATE WORD						
DAVIDSON						
KANSAS						
AT BAYLOR						
AT IOWA STATE						
OKLAHOMA STATE						
AT OKLAHOMA						
TEXAS TECH						
AT KANSAS STATE						
WEST VIRGINIA						
AT KANSAS						
AT OKLAHOMA STATE						
IOWA STATE						
AT WEST VIRGINIA						
BAYLOR						
OKLAHOMA						
AT TEXAS						
AT TEXAS TECH						
KANSAS STATE						





THE LAST TIME

... A TCU TEAM

Scored 100+ points	W, 112-62 vs. Southeastern La. (12/10/17)
Scored 100+ points in non-overtime game	W, 112-62 vs. Southeastern La. (12/10/17)
Scored 100+ points in a conference game	W, 100-96 (4OT) at Utah (2/10/10)
Scored 100+ points in a Big 12 game	None
Scored 90+ points	W, 96-71, vs. Oklahoma (03/04/20)
Scored 90+ points in a conference game	W, 96-71, vs. Oklahoma (03/04/20)
Played an overtime game	L, 78-88 (2OT), at Tulane (11/17/21)
Won an overtime game	W, 81-78 (OT), vs. Kansas (01/17/21)
Played a two overtime game	L, 78-88 (2OT), at Tulane (11/17/21)
Played a three overtime game	L, 111-121 (3OT), vs. Hardin-Simmons (11/28/81)
Played a four overtime game	W, 100-96 (4OT), at Utah (02/10/10)
Played consecutive overtime games	None
Held a team to 40 points or less	W, 49-37, vs. Oklahoma State (02/23/20)
Held a team to 20 points or less in a half	14 (1st Half), vs. Oral Roberts (12/22/20)
Shot 60+ percent FG	60.8 (31-51), vs. Lamar (03/15/18)
Shot 60+ percent FG in a half	60.0 (21-35) 1st Half, at Kansas (02/08/20)
Held a team to 20 percent FG	15.7 (8-of-51), vs. Sam Houston State (11/15/16)
Held a team to 20 percent FG in a half	18.5 (5-of-27) (1st Half), vs. Oral Roberts (12/22/20)
Made 10+ 3-pointers	10, vs. Southeastern Louisiana (12/01/21)
Made 15+ 3-pointers	18, vs. Southeastern La. (12/10/17)
Did not make a 3-pointer	0-of-9, vs. UTRGV (01/05/12)
	Active streak of 307 games with a 3-pointer
Held a team to zero 3-pointers	0-of-1, at LSU (12/04/16)
Shot 90 percent FT (min. 10 att.)	95.0 (19-of-20), vs. West Virginia (01/30/21)
Attempted 35+ free throws	39, vs. Oklahoma (03/03/18)
Made 30+ free throws	32, vs. Oklahoma (03/03/18)
Had 30+ assists	33, vs. Southeastern La. (12/10/17)
Had 25+ assists	29, vs. Oklahoma (03/04/20)
Forced 30+ turnovers	30, vs. Alcorn State (12/29/18)
Forced 25+ turnovers	28, vs. Kansas State (02/01/20)
Had 20+ steals	21, vs. Incarnate Word (11/25/20)
Had 15+ steals	21, vs. Incarnate Word (11/25/20)
Had 15+ blocks	19, vs. UAB (01/16/05)*
	*NCAA Record
Had 10+ blocks	11, vs. Oral Roberts (12/22/20)
Overcame a 10-point deficit to win	vs. Southeastern Louisiana (12/01/21)
	Trailed by 11, 21-10, with 5:39 left in 2Q, won 55-46
Overcame a 15-point deficit to win	at Texas Tech (02/06/19)
	Trailed by 15, 50-35, with 4:29 left in 3Q, won 70-63
Overcame a 20-point deficit to win	vs. Iowa State (10/07/15)
	Trailed by 24, 51-27, with 16:21 left in second half, won 86-84
Had six players score in double figures	vs. Texas Tech (01/07/18)
	Jordan Moore (18), Amy Okonkwo (17), Kianna Ray (13), Toree Thompson (13), Lauren Heard (12), Amber Ramirez (10)
Had five players score in double figures	vs. Kansas (01/17/21)
	Lauren Heard (19), Yummy Morris (16), Aahliyah Jackson (13), Michelle Berry (10), Tavy Diggs (10)
Had two players score 20+ points	vs. Kansas (03/11/21)
	Lauren Heard (26), Tavy Diggs (20)
Had three players score 20+ points	vs. Stephen F. Austin (03/19/15)
	Jada Butts (21), Veja Hamilton (21), Chelsea Prince (20)
Had two players record double-doubles	vs. Texas Tech (01/23/21)
	Lauren Heard (23 pts, 11 reb), Michelle Berry (14 pts, 13 reb)
Beat a ranked team	W, 73-60, vs. #25 West Virginia (01/26/20)
Beat a top-10 team	W, 79-77, vs. #7 Texas (01/10/18)
Beat a top-5 team	W, 82-73, at #3 California (12/07/08)
Beat a ranked team on the road	W, 65-63, at #25 Texas (01/03/20)
Won consecutive games against ranked teams	W, 76-74 (OT), at #15 West Virginia (1/13/18), W, 79-77, vs. #7 Texas (01/10/18)
Was ranked in AP Poll	No. 25 (02/24/20)
Was ranked in Coaches Poll	No. 25 (02/24/20)
Highest AP Poll ranking	13th (02/23/04)
Highest Coaches Poll ranking	15th (03/01/04)
Received votes in AP Poll	Received (2) votes (01/25/21)
Received votes in Coaches Poll	Received (7) votes (03/02/20)





THE LAST TIME

... A TCU PLAYER

Scored 40+ points	43, Emily Carter vs. SMU (11/17/10)
Scored 30+ points	31, Lauren Heard at Oklahoma (03/04/21)
Scored 20+ points	26, Lauren Heard vs. Cal Baptist (11/27/21)
Scored 20+ points in half	21 (1st half), 31 (total), Lauren Heard at Oklahoma (03/04/21)
Scored 10+ points in 10 or more consecutive games	10, Lauren Heard
.....	at Oklahoma State (01/09/21) thru at West Virginia (02/20/21)
Scored 10+ points in 15 or more consecutive games	21, Lauren Heard
.....	at SMU (11/20/19) thru at Kansas State (02/19/20)
Scored 20+ points in consecutive games	2, Lauren Heard
.....	35, at Kansas State (03/01/21) thru 31, at Oklahoma (03/04/21)
Scored 20+ points in three or more consecutive games	3, Lauren Heard
.....	27, vs Kansas State (02/10/21) thru 38, at West Virginia (02/20/21)
Scored 20+ points in five or more consecutive games	5, Sandora Irvin
.....	vs Oklahoma (12/09/04) thru vs Grambling (12/29/04)
Made 10+ field goals	10, Lauren Heard vs Texas (03/07/21)
Shot 100% FG (min. 5 att.)	5-of-5, Aahliyah Jackson vs Central Arkansas (11/28/20)
Made 8+ 3-pointers	11, Amber Ramirez vs Southeastern Louisiana (12/10/17)
Made 5+ 3-pointers	5, Lauren Heard at Kansas State (03/01/21)
Made 15+ free throws	16, Emily Carter vs SMU (11/17/10)
Made 10+ free throws	13, Lauren Heard vs Kansas (03/11/21)
Had 20+ rebounds	21, Sandora Irvin vs USF (02/09/11)
Had 15+ rebounds	15, Lauren Heard vs. Oklahoma State (02/23/20)
Had a double-double	Lauren Heard [26 points, 13 rebounds] vs. Cal Baptist (11/27/21)
Had consecutive double-doubles	3, Amy Okonkwo
.....	36 pts, 14 reb at Arkansas (3/28/19) thru (22 pts, 11 reb) at Arizona (04/03/19)
Had double-double in three or more consecutive games	3, Amy Okonkwo
.....	36 pts, 14 reb at Arkansas (3/28/19) thru (22 pts, 11 reb) at Arizona (04/03/19)
Had double-double in four or more consecutive games	4, Sandora Irvin
.....	at Utah (12/19/04) thru vs UT Arlington (01/02/05)
Had double-double in five or more consecutive games	15, Sandora Irvin
.....	vs Cincinnati (1/25/04) thru vs Georgia (03/22/04)
Had a triple-double	Helena Sverrisdottir [16 points, 11 assists, 10 rebounds] vs Oral Roberts (03/17/11)
.....	(Three in TCU history)
Had 13+ assists	13, Zahna Medley vs Oklahoma (01/09/13)
Had 10+ assists	10, Kianna Ray vs Duquesne (11/06/18)
Had 10+ steals	11, Lauren Heard at Oklahoma (03/04/21)
Had 7+ steals	11, Lauren Heard at Oklahoma (03/04/21)
Had 5+ steals	11, Lauren Heard at Oklahoma (03/04/21)
Had 10+ blocks	10, Latrica Lovings vs Stephen F. Austin (12/04/13)
Had 5+ blocks	5, Jordan Moore vs Kansas State (02/23/19)
Played every minute in a game	Lauren Heard (40:00), at Iowa State (02/13/21)
Played more than 40 min.	Lauren Heard (41:52), at Kansas State (03/01/21)



**CAROLINE
GERMOND**

5-7 | G | SR.

ANGERS, FRANCE | SOUTH PLAINS COLLEGE

0

**CAROLINE GERMOND'S 2021-22 GAME-BY-GAME STATISTICS**

DATE	OPPONENT	GS	MIN	FG	%	3FG	%	FT	%	O	D	T	AVG	PF	A	TO	B	S	PT
11/09	Houston Baptist	-	-	-	-	-	-	-	-	DNP	-	-	-	-	-	-	-	-	-
11/17	at Tulane	-	-	-	-	-	-	-	-	DNP	-	-	-	-	-	-	-	-	-
11/21	UNC	-	-	-	-	-	-	-	-	DNP	-	-	-	-	-	-	-	-	-
11/26	at St. Mary's	-	-	-	-	-	-	-	-	DNP	-	-	-	-	-	-	-	-	-
11/27	vs. Cal Baptist		7	0-0	.000	0-0	.000	0-0	.000	0	0	0	0.0	1	0	0	0	0	0
12/01	Southeastern Louisiana		21	2-5	.400	2-5	.400	1-2	.500	0	4	4	2.0	3	1	2	0	1	7
12/05	Florida		13	0-2	.000	0-0	.000	0-0	.000	0	2	2	2.0	1	1	3	0	1	0
12/12	Texas A&M																		
12/19	Incarnate Word																		
12/21	UC Riverside																		
12/29	Davidson																		
01/02	Kansas																		
01/05	at Baylor																		
01/08	at Iowa State																		
01/12	Oklahoma State																		
01/15	at Oklahoma																		
01/19	Texas Tech																		
01/22	Texas																		
01/29	at Kansas State																		
02/02	West Virginia																		
02/05	at Kansas																		
02/09	at Oklahoma State																		
02/12	Iowa State																		
02/16	at West Virginia																		
02/19	Baylor																		
02/23	Oklahoma																		
02/26	at Texas																		
03/02	at Texas Tech																		
03/05	Kansas State																		

CAROLINE GERMOND'S SEASON/CAREER HIGHS

POINTS		BLOCKS	
2021-22:	7 Southeastern Louisiana (12/01/21)	2021-22:	-- --
Career:	10 Middle Tennessee (12/13/20)	Career:	1 (3x) last, Texas Tech (01/23/21)
REBOUNDS		STEALS	
2021-22:	4 Southeastern Louisiana (12/01/21)	2021-22:	1 (2x) last, Florida (12/05/21)
Career:	5 Texas Tech (01/23/21)	Career:	6 Incarnate Word (11/25/20)
ASSISTS			
2021-22:	1 (2x) last, Florida (12/05/21)		
Career:	8 Kansas (01/17/21)		

CAROLINE GERMOND'S CAREER STATISTICS

				Field Goals		3-Point		F-Throws		Rebounds				Scoring					
SEASON	TEAM	GP-GS	MIN/AVG	FG-FGA	FG%	3FG-3FGA	3FG%	FT-FTA	FT%	OFF	DEF	TOT	AVG	PF-FO	A	TO	BLK	STL	PTS AVG
2020-21	TCU	25-13	572/22.9	36-131	.275	13-59	.220	6-10	.600	10	41	51	2.0	64-0	78	39	3	20	91 3.6
2021-22	TCU	3-0	41/13.6	2-7	.286	2-5	.400	1-2	.500	0	6	6	2.0	5-0	2	5	0	2	7 2.3
TOTAL		28-13	613/21.9	38-138	.275	15-64	.234	7-12	.583	10	47	57	2.0	69-0	80	44	3	22	98 3.5



**AAHLIYAH
JACKSON**

5-10 | G | GR.

FT. SMITH, ARK. | NORTHSIDE HIGH SCHOOL (TEXAS A&M)

1

**AAHLIYAH JACKSON'S 2021-22 GAME-BY-GAME STATISTICS**

DATE	OPPONENT	GS	MIN	FG	%	3FG	%	FT	%	O	D	T	AVG	PF	A	TO	B	S	PT
11/09	Houston Baptist	*	31	4-8	.500	2-6	.333	2-3	.667	0	6	6	6.0	1	3	1	0	2	12
11/17	at Tulane	*	32	1-2	.500	1-2	.500	0-0	.000	0	2	2	4.0	4	2	1	0	2	3
11/21	UNC	*	28	0-2	.000	0-2	.000	0-0	.000	0	5	5	4.3	2	2	1	0	0	0
11/26	at St. Mary's	*	36	3-9	.333	1-4	.250	0-0	.000	0	2	2	3.8	1	4	1	0	2	7
11/27	vs. Cal Baptist	*	35	0-3	.000	0-1	.000	0-0	.000	0	0	0	3.0	4	1	2	0	0	0
12/01	Southeastern Louisiana	*	25	1-6	.167	1-6	.167	0-0	.000	0	1	1	2.7	1	3	0	2	0	3
12/05	Florida	*	26	1-2	.500	1-1	1.000	0-0	.000	0	4	4	2.9	2	2	2	0	3	3
12/12	Texas A&M																		
12/19	Incarnate Word																		
12/21	UC Riverside																		
12/29	Davidson																		
01/02	Kansas																		
01/05	at Baylor																		
01/08	at Iowa State																		
01/12	Oklahoma State																		
01/15	at Oklahoma																		
01/19	Texas Tech																		
01/22	Texas																		
01/29	at Kansas State																		
02/02	West Virginia																		
02/05	at Kansas																		
02/09	at Oklahoma State																		
02/12	Iowa State																		
02/16	at West Virginia																		
02/19	Baylor																		
02/23	Oklahoma																		
02/26	at Texas																		
03/02	at Texas Tech																		
03/05	Kansas State																		

AAHLIYAH JACKSON'S SEASON/CAREER HIGHS**POINTS**

2021-22:	12	Houston Baptist (11/09/21)
Career:	13 (3x)	last, Kansas (01/17/21)

REBOUNDS

2021-22:	6	Houston Baptist (11/09/21)
Career:	8	Texas Tech (01/23/21)

ASSISTS

2021-22:	4	at St. Mary's (11/26/21)
Career:	4 (2x)	last, at St. Mary's (11/26/21)

BLOCKS

2021-22:	2	Southeastern Louisiana (12/01/21)
Career:	2 (3x)	last, Southeastern Louisiana (12/01/21)

STEALS

2021-22:	3	Florida (12/05/21)
Career:	3 (4x)	last, Florida (12/05/21)

AAHLIYAH JACKSON'S CAREER STATISTICS

				Field Goals		3-Point		F-Throws		Rebounds										Scoring	
SEASON	TEAM	GP-GS	MIN/AVG	FG-FGA	FG%	3FG-3FGA	3FG%	FT-FTA	FT%	OFF	DEF	TOT	AVG	PF-FO	A	TO	BLK	STL	PTS	AVG	
2016-17	TA&M	21-0	136/6.5	6-25	.240	1-9	.111	8-12	.667	8	12	20	1.0	17-0	4	5	1	4	21	1.0	
2017-18	TA&M	3-0	17/5.7	2-3	.667	0-0	.000	0-0	.000	0	3	3	1.0	6-0	0	0	0	0	4	1.3	
2018-19	TA&M	19-2	159/8.4	8-23	.348	0-1	.000	20-22	.909	14	22	36	1.9	19-0	8	10	2	5	36	1.9	
2019-20	TA&M	22-0	120/5.5	7-15	.467	1-3	.333	3-8	.375	12	12	24	1.1	9-0	5	8	0	2	18	0.8	
2020-21	TCU	24-24	671/28.0	42-139	.302	26-79	.329	23-41	.561	15	60	75	3.1	63-1	29	31	12	22	133	5.5	
2021-22	TCU	7-7	212/30.2	10-32	.313	6-22	.273	2-3	.667	0	20	20	2.9	15-0	17	8	2	9	28	4.0	
TOTAL FOR TCU		31-31	883/28.5	52-171	.304	32-101	.317	25-44	.568	15	80	95	3.1	78-1	46	39	14	31	161	5.2	
TOTAL		96-33	1315/13.7	75-237	.316	34-114	.298	56-86	.651	49	129	178	1.9	129-1	63	62	17	42	240	2.5	



**TARA
MANUMALEUGA**

5-10 | G | JR.

QUEENSLAND, AUSTRALIA | HILLCREST CHRISTIAN COLLEGE (ARIZONA)

2

**TARA MANUMALEUGA'S 2021-22 GAME-BY-GAME STATISTICS**

DATE	OPPONENT	GS	MIN	FG	%	3FG	%	FT	%	O	D	T	AVG	PF	A	TO	B	S	PT
11/09	Houston Baptist		26	3-13	.231	2-10	.200	1-2	.500	1	3	4	4.0	3	1	4	0	3	9
11/17	at Tulane		5	2-3	.667	2-3	.667	0-0	.000	0	0	0	2.0	0	0	1	0	0	6
11/21	UNC	*	22	4-11	.364	1-8	.125	0-0	.000	1	2	3	2.3	2	0	1	0	0	9
11/26	at St. Mary's		11	0-4	.000	0-4	.000	0-2	.000	0	0	0	1.8	1	1	1	1	0	0
11/27	vs. Cal Baptist		2	0-1	.000	0-0	.000	0-0	.000	1	0	1	1.6	0	0	0	0	0	0
12/01	Southeastern Louisiana		3	0-1	.000	0-1	.000	0-0	.000	0	0	0	1.3	0	0	1	0	0	0
12/05	Florida		18	2-8	.250	0-3	.000	0-0	.000	0	0	0	1.1	1	1	1	0	2	4
12/12	Texas A&M																		
12/19	Incarnate Word																		
12/21	UC Riverside																		
12/29	Davidson																		
01/02	Kansas																		
01/05	at Baylor																		
01/08	at Iowa State																		
01/12	Oklahoma State																		
01/15	at Oklahoma																		
01/19	Texas Tech																		
01/22	Texas																		
01/29	at Kansas State																		
02/02	West Virginia																		
02/05	at Kansas																		
02/09	at Oklahoma State																		
02/12	Iowa State																		
02/16	at West Virginia																		
02/19	Baylor																		
02/23	Oklahoma																		
02/26	at Texas																		
03/02	at Texas Tech																		
03/05	Kansas State																		

TARA MANUMALEUGA'S SEASON/CAREER HIGHS**POINTS**

2021-22:	9 (2x)	last, North Carolina (11/21/21)
Career:	9 (4x)	last, North Carolina (11/21/21)

REBOUNDS

2021-22:	4	Houston Baptist (11/09/21)
Career:	4 (3x)	last, Houston Baptist (11/09/21)

ASSISTS

2021-22:	1 (3x)	last, Florida (12/05/21)
Career:	2	Monmouth (12/02/19)*

BLOCKS

2021-22:	1	at St. Mary's (11/26/21)
Career:	1 (4x)	last, at St. Mary's (11/26/21)

STEALS

2021-22:	3	Houston Baptist (11/09/21)
Career:	3	Houston Baptist (11/09/21)

* - at Arizona

TARA MANUMALEUGA'S CAREER STATISTICS

				Field Goals		3-Point		F-Throws		Rebounds									Scoring	
SEASON	TEAM	GP-GS	MIN/AVG	FG-FGA	FG%	3FG-3FGA	3FG%	FT-FTA	FT%	OFF	DEF	TOT	AVG	PF-FO	A	TO	BLK	STL	PTS	AVG
2019-20	UA	17-0	94/5.6	14-33	.424	10-20	.500	2-4	.500	7	16	23	1.4	9-0	6	10	1	3	40	2.4
2020-21	UA	9-0	28/3.1	3-11	.273	3-8	.375	1-2	.500	0	1	1	0.1	0-0	2	2	2	1	10	1.1
2021-22	TCU	7-1	87/12.4	11-41	.268	5-29	.172	1-4	.250	3	5	8	1.1	7-0	3	9	1	5	28	4.0
TOTAL FOR TCU		7-1	87/12.4	11-41	.268	5-29	.172	1-4	.250	3	5	8	1.1	7-0	3	9	1	5	28	4.0
TOTAL		33-1	209/6.3	28-85	.329	18-57	.316	4-10	.400	10	22	32	1.0	16-0	11	21	4	9	78	2.4



**OKAKO "KOKO"
ADIKA**

6-0 | G/F | SR.

HOLSTEVRO, DENMARK | LEMVIG GYMNASIUM (BUTLER)

4

**OKAKO ADIKA'S 2021-22 GAME-BY-GAME STATISTICS**

DATE	OPPONENT	GS	MIN	FG	%	3FG	%	FT	%	O	D	T	AVG	PF	A	TO	B	S	PT
11/09	Houston Baptist	*	20	1-3	.333	0-1	.000	2-2	1.000	5	4	9	9.0	4	1	1	0	3	4
11/17	at Tulane	*	10	0-4	.000	0-3	.000	0-0	.000	1	1	2	5.5	2	2	0	0	1	0
11/21	UNC		12	2-4	.500	0-0	.000	0-0	.000	0	1	1	4.0	3	0	1	0	0	4
11/26	at St. Mary's	*	19	4-7	.571	1-4	.250	0-0	.000	2	2	4	4.0	3	0	0	0	2	9
11/27	vs. Cal Baptist	*	25	3-8	.375	2-4	.500	5-5	1.000	3	2	5	4.2	3	2	0	0	1	13
12/01	Southeastern Louisiana	*	32	6-10	.600	3-5	.600	0-0	.000	3	5	8	4.8	2	0	1	0	1	15
12/05	Florida	*	24	5-6	.833	1-1	1.000	0-0	.000	0	1	1	4.3	3	1	2	1	0	11
12/12	Texas A&M																		
12/19	Incarnate Word																		
12/21	UC Riverside																		
12/29	Davidson																		
01/02	Kansas																		
01/05	at Baylor																		
01/08	at Iowa State																		
01/12	Oklahoma State																		
01/15	at Oklahoma																		
01/19	Texas Tech																		
01/22	Texas																		
01/29	at Kansas State																		
02/02	West Virginia																		
02/05	at Kansas																		
02/09	at Oklahoma State																		
02/12	Iowa State																		
02/16	at West Virginia																		
02/19	Baylor																		
02/23	Oklahoma																		
02/26	at Texas																		
03/02	at Texas Tech																		
03/05	Kansas State																		

OKAKO ADIKA'S SEASON/CAREER HIGHS**POINTS**

2021-22:	15	Southeastern Louisiana (12/01/21)
Career:	29	Providence (12/05/20)*

REBOUNDS

2021-22:	9	Houston Baptist (11/09/21)
Career:	10	vs. Providence (03/05/21)*

ASSISTS

2021-22:	2 (2x)	last, vs. Cal Baptist (11/27/21)
Career:	5	Georgetown (01/13/21)*

BLOCKS

2021-22:	1	Florida (12/05/21)
Career:	2 (2x)	last, at Villanova (02/16/21)*

STEALS

2021-22	3	Houston Baptist (11/09/21)
Career:	3 (2x)	last, Houston Baptist (11/09/21)

* - at Butler

OKAKO ADIKA'S CAREER STATISTICS

				Field Goals		3-Point		F-Throws		Rebounds										Scoring	
SEASON	TEAM	GP-GS	MIN/AVG	FG-FGA	FG%	3FG-3FGA	3FG%	FT-FTA	FT%	OFF	DEF	TOT	AVG	PF-FO	A	TO	BLK	STL	PTS	AVG	
2020-21	Butler	19-19	566/29.8	98-202	.485	33-74	.446	33-40	.825	35	73	108	5.7	50-1	22	45	8	21	262	13.8	
2021-22	TCU	7-6	141/20.2	21-42	.500	7-18	.389	7-7	1.000	14	16	30	4.3	20-0	6	5	1	8	56	8.0	
TOTAL FOR TCU		7-6	141/20.2	21-42	.500	7-18	.389	7-7	1.000	14	16	30	4.3	20-0	6	5	1	8	56	8.0	
TOTAL		26-25	707/27.2	119-244	.488	40-92	.435	40-47	.851	49	89	138	5.3	70-1	28	50	9	29	318	12.2	



**YUMMY
MORRIS**

6-3 | F | SR.

NORTH LITTLE ROCK, ARK. | NORTH LITTLE ROCK HIGH SCHOOL

5**YUMMY MORRIS' 2021-22 GAME-BY-GAME STATISTICS**

DATE	OPPONENT	GS	MIN	FG	%	3FG	%	FT	%	O	D	T	AVG	PF	A	TO	B	S	PT
11/09	Houston Baptist		17	4-9	.444	0-0	.000	0-0	.000	2	4	6	6.0	2	1	0	0	0	8
11/17	at Tulane		22	3-6	.500	0-0	.000	1-2	.500	5	2	7	6.5	1	0	2	0	0	7
11/21	UNC		22	2-5	.400	0-0	.000	2-2	1.000	0	3	3	5.3	4	2	1	1	0	6
11/26	at St. Mary's		18	3-5	.600	0-0	.000	5-6	.833	3	4	7	5.8	4	3	1	1	0	11
11/27	vs. Cal Baptist		22	8-15	.533	0-0	.000	2-2	1.000	2	1	3	5.2	2	1	1	0	0	18
12/01	Southeastern Louisiana		32	3-6	.500	0-0	.000	0-2	.000	1	4	5	5.2	2	2	2	1	1	6
12/05	Florida		20	1-3	.333	0-0	.000	2-2	1.000	0	3	3	4.9	2	1	2	0	1	4
12/12	Texas A&M																		
12/19	Incarnate Word																		
12/21	UC Riverside																		
12/29	Davidson																		
01/02	Kansas																		
01/05	at Baylor																		
01/08	at Iowa State																		
01/12	Oklahoma State																		
01/15	at Oklahoma																		
01/19	Texas Tech																		
01/22	Texas																		
01/29	at Kansas State																		
02/02	West Virginia																		
02/05	at Kansas																		
02/09	at Oklahoma State																		
02/12	Iowa State																		
02/16	at West Virginia																		
02/19	Baylor																		
02/23	Oklahoma																		
02/26	at Texas																		
03/02	at Texas Tech																		
03/05	Kansas State																		

YUMMY MORRIS' SEASON/CAREER HIGHS**POINTS**

2021-22:	18	vs. Cal Baptist (11/27/21)
Career:	26	Incarnate Word (11/25/20)

REBOUNDS

2021-22:	7 (2x)	last, at St. Mary's (11/26/21)
Career:	9 (2x)	last, Central Arkansas (11/28/20)

ASSISTS

2021-22:	3	at St. Mary's (11/26/21)
Career:	3 (2x)	last, at St. Mary's (11/26/21)

BLOCKS

2021-22:	1 (2x)	last, at St. Mary's (11/26/21)
Career:	4 (2x)	last, Oral Roberts (12/22/20)

STEALS

2021-22:	1 (2x)	last, Florida (12/05/21)
Career:	3	Mississippi Valley State (11/11/18)

YUMMY MORRIS' CAREER STATISTICS

				Field Goals		3-Point		F-Throws		Rebounds										Scoring	
SEASON	TEAM	GP-GS	MIN/AVG	FG-FGA	FG%	3FG-3FGA	3FG%	FT-FTA	FT%	OFF	DEF	TOT	AVG	PF-FO	A	TO	BLK	STL		PTS	AVG
2018-19	TCU	25-0	170/6.8	24-51	.471	0-0	.000	30-41	.732	19	34	53	2.1	26-0	3	22	18	6		78	3.1
2019-20	TCU	29-0	257/8.9	37-86	.430	0-0	.000	14-20	.700	37	39	76	2.6	46-0	7	27	16	13		88	3.0
2020-21	TCU	25-16	481/19.2	76-150	.507	0-0	.000	34-39	.872	36	77	113	4.5	55-1	17	39	21	10		186	7.4
2021-22	TCU	7-0	153/21.8	24-49	.490	0-0	.000	12-16	.750	13	21	34	4.9	16-0	10	9	3	2		60	8.6
TOTAL		86-16	1061/12.3	161-336	.479	0-0	.000	90-116	.776	105	171	276	3.2	143-1	37	97	58	31		412	4.8



**PAIGE
BRADLEY**

5-10 | G | FR.

DALLAS, TEXAS | BISHOP LYNCH HIGH SCHOOL

10**PAIGE BRADLEY'S 2021-22 GAME-BY-GAME STATISTICS**

DATE	OPPONENT	GS	MIN	FG	%	3FG	%	FT	%	O	D	T	AVG	PF	A	TO	B	S	PT
11/09	Houston Baptist	-	-	-	-	-	-	-	-	DNP	-	-	-	-	-	-	-	-	-
11/17	at Tulane	15	1-4	.250	1-2	.500	2-2	1.000	0	2	2	2	2.0	0	2	1	0	1	5
11/21	UNC	19	1-6	.167	1-5	.200	0-0	.000	0	0	0	0	1.0	2	0	1	0	0	3
11/26	at St. Mary's	8	1-3	.333	1-2	.500	0-0	.000	0	1	1	1	1.0	0	0	0	0	0	3
11/27	vs. Cal Baptist	3	0-2	.000	0-1	.000	0-0	.000	1	0	1	1	1.0	0	0	0	0	0	0
12/01	Southeastern Louisiana	3	0-2	.000	0-1	.000	0-0	.000	1	0	1	1	1.0	0	0	0	0	0	0
12/05	Florida	4	0-1	.000	0-0	.000	0-0	.000	1	0	1	1	1.0	1	0	0	0	0	0
12/12	Texas A&M																		
12/19	Incarnate Word																		
12/21	UC Riverside																		
12/29	Davidson																		
01/02	Kansas																		
01/05	at Baylor																		
01/08	at Iowa State																		
01/12	Oklahoma State																		
01/15	at Oklahoma																		
01/19	Texas Tech																		
01/22	Texas																		
01/29	at Kansas State																		
02/02	West Virginia																		
02/05	at Kansas																		
02/09	at Oklahoma State																		
02/12	Iowa State																		
02/16	at West Virginia																		
02/19	Baylor																		
02/23	Oklahoma																		
02/26	at Texas																		
03/02	at Texas Tech																		
03/05	Kansas State																		

PAIGE BRADLEY'S SEASON/CAREER HIGHS

POINTS			BLOCKS		
2021-22	5	at Tulane (11/17/21)	2021-22	--	--
Career:	5	at Tulane (11/17/21)	Career:	--	--
REBOUNDS			STEALS		
2021-22	2	at Tulane (11/17/21)	2021-22	1	at Tulane (11/17/21)
Career:	2	at Tulane (11/17/21)	Career:	1	at Tulane (11/17/21)
ASSISTS					
2021-22	2	at Tulane (11/17/21)			
Career:	2	at Tulane (11/17/21)			

PAIGE BRADLEY'S CAREER STATISTICS

				Field Goals		3-Point		F-Throws		Rebounds									Scoring	
SEASON	TEAM	GP-GS	MIN/AVG	FG-FGA	FG%	3FG-3FGA	3FG%	FT-FTA	FT%	OFF	DEF	TOT	AVG	PF-FO	A	TO	BLK	STL	PTS	AVG
2021-22	TCU	5-0	50/10.0	3-16	.188	3-10	.300	2-2	1.000	2	3	5	1.0	3-0	2	2	0	1	11	2.2
TOTAL		5-0	50/10.0	3-16	.188	3-10	.300	2-2	1.000	2	3	5	1.0	3-0	2	2	0	1	11	2.2



**TAVY
DIGGS**

6-2 | G/F | JR.

RICHARDSON, TEXAS | PLANO EAST HIGH SCHOOL

13**TAVY DIGGS' 2021-22 GAME-BY-GAME STATISTICS**

DATE	OPPONENT	GS	MIN	FG	%	3FG	%	FT	%	O	D	T	AVG	PF	A	TO	B	S	PT
11/09	Houston Baptist		29	3-11	.273	0-2	.000	4-4	1.000	2	5	7	7.0	3	6	3	2	2	10
11/17	at Tulane		38	6-14	.429	0-1	.000	3-6	.500	1	10	11	9.0	3	1	3	0	1	15
11/21	UNC	*	18	2-7	.286	0-0	.000	1-2	.500	0	3	3	7.0	1	0	4	0	3	5
11/26	at St. Mary's		4	0-0	.000	0-0	.000	0-0	.000	0	0	0	5.3	0	0	0	0	1	0
11/27	vs. Cal Baptist		24	5-14	.357	0-3	.000	3-4	.750	2	4	6	5.4	3	2	3	0	1	13
12/01	Southeastern Louisiana		5	0-0	.000	0-0	.000	0-0	.000	0	0	0	4.5	0	1	1	0	0	0
12/05	Florida		17	3-3	1.000	0-0	.000	0-0	.000	0	4	4	4.4	0	1	2	1	0	6
12/12	Texas A&M																		
12/19	Incarnate Word																		
12/21	UC Riverside																		
12/29	Davidson																		
01/02	Kansas																		
01/05	at Baylor																		
01/08	at Iowa State																		
01/12	Oklahoma State																		
01/15	at Oklahoma																		
01/19	Texas Tech																		
01/22	Texas																		
01/29	at Kansas State																		
02/02	West Virginia																		
02/05	at Kansas																		
02/09	at Oklahoma State																		
02/12	Iowa State																		
02/16	at West Virginia																		
02/19	Baylor																		
02/23	Oklahoma																		
02/26	at Texas																		
03/02	at Texas Tech																		
03/05	Kansas State																		

TAVY DIGGS' SEASON/CAREER HIGHS

POINTS			BLOCKS		
2021-22:	15	at Tulane (11/17/21)	2021-22:	2	Houston Baptist (11/09/21)
Career:	22	vs. Baylor (03/12/21)	Career:	2 (3x)	last, Houston Baptist (11/09/21)
REBOUNDS			STEALS		
2021-22:	11	at Tulane (11/17/21)	2021-22:	3	North Carolina (11/21/21)
Career:	11	at Tulane (11/17/21)	Career:	3	North Carolina (11/21/21)
ASSISTS					
2021-22:	6	Houston Baptist (11/09/21)			
Career:	6	Houston Baptist (11/09/21)			

TAVY DIGGS' CAREER STATISTICS

				Field Goals		3-Point		F-Throws		Rebounds										Scoring	
SEASON	TEAM	GP-GS	MIN/AVG	FG-FGA	FG%	3FG-3FGA	3FG%	FT-FTA	FT%	OFF	DEF	TOT	AVG	PF-FO	A	TO	BLK	STL	PTS	AVG	
2019-20	TCU	12-0	41/3.4	5-11	.455	0-0	.000	1-3	.333	2	12	14	1.2	6-0	0	8	1	1	11	0.9	
2020-21	TCU	25-12	546/21.9	106-212	.500	5-20	.250	22-33	.667	24	66	90	3.6	66-3	41	41	6	17	239	9.6	
2021-22	TCU	7-1	134/19.1	19-50	.380	0-6	.000	11-16	.688	5	26	31	4.4	10-0	11	16	3	8	49	7.0	
TOTAL		44-13	721/16.4	130-273	.476	5-26	.192	34-52	.654	31	104	135	3.1	82-3	52	65	10	26	299	6.8	



**AJA
HOLMES**

5-8 | G | SO.

CIBOLO, TEXAS | STEELE HIGH SCHOOL

15**AJA HOLMES' 2021-22 GAME-BY-GAME STATISTICS**

DATE	OPPONENT	GS	MIN	FG	%	3FG	%	FT	%	O	D	T	AVG	PF	A	TO	B	S	PT
11/09	Houston Baptist	-	-	-	-	-	-	-	-	DNP	-	-	-	-	-	-	-	-	-
11/17	at Tulane	25	4-11	.364	3-10	.300	2-2	1.000	0	1	1	1	1.0	0	0	0	0	1	13
11/21	UNC	22	2-8	.250	2-7	.286	2-3	.667	0	0	0	0	0.5	1	0	0	0	0	8
11/26	at St. Mary's	9	0-0	.000	0-0	.000	0-0	.000	0	0	0	0	0.3	0	0	0	0	0	0
11/27	vs. Cal Baptist	2	0-0	.000	0-0	.000	0-0	.000	0	0	0	0	0.3	0	0	0	0	0	0
12/01	Southeastern Louisiana	13	1-5	.200	0-4	.000	0-0	.000	1	1	2	0.6	0	2	0	0	0	0	2
12/05	Florida	13	1-5	.200	0-4	.000	0-0	.000	1	1	2	0.6	0	2	0	0	0	0	2
12/12	Texas A&M																		
12/19	Incarnate Word																		
12/21	UC Riverside																		
12/29	Davidson																		
01/02	Kansas																		
01/05	at Baylor																		
01/08	at Iowa State																		
01/12	Oklahoma State																		
01/15	at Oklahoma																		
01/19	Texas Tech																		
01/22	Texas																		
01/29	at Kansas State																		
02/02	West Virginia																		
02/05	at Kansas																		
02/09	at Oklahoma State																		
02/12	Iowa State																		
02/16	at West Virginia																		
02/19	Baylor																		
02/23	Oklahoma																		
02/26	at Texas																		
03/02	at Texas Tech																		
03/05	Kansas State																		

AJA HOLMES' SEASON/CAREER HIGHS

POINTS		BLOCKS	
2021-22	13 at Tulane (11/17/21)	2021-22	-- --
Career:	20 Kansas State (02/10/21)	Career:	1 Oklahoma (02/24/21)
REBOUNDS		STEALS	
2021-22	2 (2x) last, Florida (12/05/21)	2021-22	1 at Tulane (11/17/21)
Career:	3 Oklahoma State (01/06/21)	Career:	2 (2x) last, at West Virginia (02/20/21)
ASSISTS			
2021-22	2 (2x) last, Florida (12/05/21)		
Career:	4 at West Virginia (02/20/21)		

AJA HOLMES' CAREER STATISTICS

				Field Goals		3-Point		F-Throws		Rebounds									Scoring	
SEASON	TEAM	GP-GS	MIN/AVG	FG-FGA	FG%	3FG-3FGA	3FG%	FT-FTA	FT%	OFF	DEF	TOT	AVG	PF-FO	A	TO	BLK	STL	PTS	AVG
2020-21	TCU	25-4	481/19.2	46-132	.348	39-120	.325	9-10	.900	1	18	19	0.8	29-0	12	16	1	8	140	5.6
2021-22	TCU	5-0	73/14.5	7-24	.292	5-21	.238	4-5	.800	1	2	3	0.6	1-0	2	0	0	1	23	4.6
TOTAL		30-4	554/18.5	53-156	.340	44-141	.312	13-15	.867	2	20	22	0.7	30-0	14	16	1	9	163	5.4



**LAUREN
HEARD**

5-9 | G | GR.

DENTON, TEXAS | GUYER HIGH SCHOOL

20**LAUREN HEARD'S 2021-22 GAME-BY-GAME STATISTICS**

DATE	OPPONENT	GS	MIN	FG	%	3FG	%	FT	%	O	D	T	AVG	PF	A	TO	B	S	PT
11/09	Houston Baptist	*	27	7-13	.538	0-1	.000	2-2	1.000	3	7	10	10.0	0	3	2	0	3	16
11/17	at Tulane	*	39	8-25	.320	1-3	.333	6-8	.750	2	7	9	9.5	3	5	1	0	2	23
11/21	UNC	*	18	2-7	.286	0-2	.000	0-0	.000	0	3	3	7.3	5	0	3	0	2	4
11/26	at St. Mary's	*	37	4-18	.222	0-2	.000	8-15	.533	3	5	8	7.5	3	5	1	0	3	16
11/27	vs. Cal Baptist	*	38	10-21	.476	1-2	.500	5-5	1.000	1	12	13	8.6	3	5	3	0	0	26
12/01	Southeastern Louisiana	*	34	3-13	.231	2-5	.400	4-6	.667	1	6	7	8.3	1	4	6	0	1	12
12/05	Florida	*	32	4-15	.267	0-1	.000	9-11	.818	2	3	5	7.9	3	4	9	0	1	17
12/12	Texas A&M																		
12/19	Incarnate Word																		
12/21	UC Riverside																		
12/29	Davidson																		
01/02	Kansas																		
01/05	at Baylor																		
01/08	at Iowa State																		
01/12	Oklahoma State																		
01/15	at Oklahoma																		
01/19	Texas Tech																		
01/22	Texas																		
01/29	at Kansas State																		
02/02	West Virginia																		
02/05	at Kansas																		
02/09	at Oklahoma State																		
02/12	Iowa State																		
02/16	at West Virginia																		
02/19	Baylor																		
02/23	Oklahoma																		
02/26	at Texas																		
03/02	at Texas Tech																		
03/05	Kansas State																		

LAUREN HEARD'S SEASON/CAREER HIGHS

POINTS			BLOCKS		
2021-22:	26	vs. Cal Baptist (11/27/21)	2021-22:	--	--
Career:	38	at West Virginia (02/20/21)	Career:	1 (9x)	last, Texas Tech (01/23/21)
REBOUNDS			STEALS		
2021-22:	13	vs. Cal Baptist (11/27/21)	2021-22:	3 (2x)	last, at St. Mary's (11/26/21)
Career:	15	Oklahoma State (02/23/20)	Career:	11	at Oklahoma (03/04/21)
ASSISTS					
2021-22:	5 (3x)	last, vs. Cal Baptist (11/27/21)			
Career:	9 (2x)	last, at Iowa State (02/13/21)			

LAUREN HEARD'S CAREER STATISTICS

				Field Goals		3-Point		F-Throws		Rebounds									Scoring	
SEASON	TEAM	GP-GS	MIN/AVG	FG-FGA	FG%	3FG-3FGA	3FG%	FT-FTA	FT%	OFF	DEF	TOT	AVG	PF-FO	A	TO	BLK	STL	PTS	AVG
2017-18	TCU	36-6	709/19.7	70-187	.374	20-61	.328	63-86	.733	26	81	107	3.0	75-0	61	56	1	37	223	6.2
2018-19	TCU	35-34	992/28.4	92-293	.314	28-107	.262	91-140	.650	33	126	159	4.5	75-1	113	84	2	63	303	8.7
2019-20	TCU	29-29	891/30.7	166-425	.391	31-86	.360	171-227	.753	58	134	192	6.6	80-1	117	111	3	62	534	18.4
2020-21	TCU	25-25	892/35.7	169-423	.400	34-113	.301	159-219	.726	36	141	177	7.1	54-1	121	89	3	64	531	21.2
2021-22	TCU	7-7	222/31.7	38-112	.339	4-16	.250	34-47	.723	12	43	55	7.9	18-1	26	25	0	12	114	16.3
TOTAL		132-101	3706/28.1	535-1440	.372	117-383	.305	518-719	.720	165	525	690	5.2	302-4	438	365	9	238	1705	12.9



**MICHELLE
BERRY**

6-2 | F | GR.

MIAMI, FLA. | MIAMI COUNTRY DAY (VIRGINIA TECH)

23**MICHELLE BERRY'S 2021-22 GAME-BY-GAME STATISTICS**

DATE	OPPONENT	GS	MIN	FG	%	3FG	%	FT	%	O	D	T	AVG	PF	A	TO	B	S	PT
11/09	Houston Baptist	*	24	0-11	.000	0-5	.000	0-0	.000	3	5	8	8.0	2	2	0	0	1	0
11/17	at Tulane	*	38	1-11	.091	0-5	.000	0-0	.000	1	5	6	7.0	4	3	0	0	0	2
11/21	UNC		19	3-4	.750	0-0	.000	1-2	.500	2	2	4	6.0	1	1	0	0	0	7
11/26	at St. Mary's	*	37	6-11	.545	3-6	.500	1-3	.333	1	4	5	5.8	1	2	1	0	3	16
11/27	vs. Cal Baptist	*	33	2-8	.250	1-5	.200	0-0	.000	2	9	11	6.8	0	1	1	0	1	5
12/01	Southeastern Louisiana	*	26	3-6	.500	2-4	.500	2-2	1.000	1	3	4	6.3	0	3	1	1	1	10
12/05	Florida	*	29	2-7	.286	1-2	.500	0-0	.000	1	4	5	6.1	1	0	0	0	1	5
12/12	Texas A&M																		
12/19	Incarnate Word																		
12/21	UC Riverside																		
12/29	Davidson																		
01/02	Kansas																		
01/05	at Baylor																		
01/08	at Iowa State																		
01/12	Oklahoma State																		
01/15	at Oklahoma																		
01/19	Texas Tech																		
01/22	Texas																		
01/29	at Kansas State																		
02/02	West Virginia																		
02/05	at Kansas																		
02/09	at Oklahoma State																		
02/12	Iowa State																		
02/16	at West Virginia																		
02/19	Baylor																		
02/23	Oklahoma																		
02/26	at Texas																		
03/02	at Texas Tech																		
03/05	Kansas State																		

MICHELLE BERRY'S SEASON/CAREER HIGHS**POINTS**

2021-22:	16	at St. Mary's (11/26/21)
Career:	38	Portland State (11/13/15)*

REBOUNDS

2021-22:	11	vs. Cal Baptist (11/27/21)
Career:	14	Cal Poly (02/18/16)*

ASSISTS

2021-22	3 (2x)	last, Southeastern Louisiana (12/01/21)
Career:	6	at Long Beach State (01/20/16)*

BLOCKS

2021-22:	1	Southeastern Louisiana (12/01/21)
Career:	2	Kansas (01/17/21)

STEALS

2021-22:	3	at St. Mary's (11/26/21)
Career:	5	at Pepperdine (11/20/15)*

* - at Cal State Fullerton

MICHELLE BERRY'S CAREER STATISTICS

				Field Goals		3-Point		F-Throws		Rebounds									Scoring	
SEASON	TEAM	GP-GS	MIN/AVG	FG-FGA	FG%	3FG-3FGA	3FG%	FT-FTA	FT%	OFF	DEF	TOT	AVG	PF-FO	A	TO	BLK	STL	PTS	AVG
2017-18	Hokies	37-8	698/18.9	56-151	.371	4-19	.211	31-50	.620	61	150	211	5.7	60-0	19	44	6	16	147	4.0
2019-20	TCU	29-1	606/20.9	62-155	.400	18-55	.327	19-30	.633	43	111	154	5.3	46-0	25	35	5	18	161	5.6
2020-21	TCU	25-22	853/34.1	77-226	.341	36-116	.310	27-34	.794	33	131	164	6.6	39-1	45	48	4	28	217	8.7
2021-22	TCU	7-6	210/30.0	17-58	.293	7-27	.259	4-7	.571	11	32	43	6.1	9-0	12	3	1	7	45	6.4
TOTAL FOR TCU		61-29	1669/27.4	156-439	.355	61-198	.308	50-71	.704	87	274	361	5.9	94-1	82	86	10	53	423	6.9
TOTAL		98-37	2367/24.1	212-590	.359	65-217	.300	81-121	.669	148	424	572	5.8	154-1	101	130	16	69	570	5.8



**KAYLA
MOKWUAH**

6-4 | C | SR.

LONGMEADOW, MASS. | WILBRAHAM & MONSON ACADEMY (GEORGE WASHINGTON)

24**KAYLA MOKWUAH'S 2021-22 GAME-BY-GAME STATISTICS**

DATE	OPPONENT	GS	MIN	FG	%	3FG	%	FT	%	O	D	T	AVG	PF	A	TO	B	S	PT
11/09	Houston Baptist		14	5-8	.625	0-0	.000	2-4	.500	1	2	3	3.0	3	0	3	1	0	12
11/17	at Tulane		4	0-0	.000	0-0	.000	0-0	.000	0	0	0	1.5	3	0	1	0	0	0
11/21	UNC		9	0-1	.000	0-0	.000	0-2	.000	1	2	3	2.0	1	1	0	0	0	0
11/26	at St. Mary's		6	1-2	.500	0-0	.000	0-0	.000	1	2	3	2.3	1	0	2	0	1	2
11/27	vs. Cal Baptist		1	0-0	.000	0-0	.000	0-0	.000	0	0	0	1.8	0	1	1	0	0	0
12/01	Southeastern Louisiana		4	0-0	.000	0-0	.000	0-0	.000	0	0	0	1.5	1	0	1	0	0	0
12/05	Florida		11	2-4	.500	0-0	.000	0-0	.000	0	2	2	1.6	1	1	2	1	0	4
12/12	Texas A&M																		
12/19	Incarnate Word																		
12/21	UC Riverside																		
12/29	Davidson																		
01/02	Kansas																		
01/05	at Baylor																		
01/08	at Iowa State																		
01/12	Oklahoma State																		
01/15	at Oklahoma																		
01/19	Texas Tech																		
01/22	Texas																		
01/29	at Kansas State																		
02/02	West Virginia																		
02/05	at Kansas																		
02/09	at Oklahoma State																		
02/12	Iowa State																		
02/16	at West Virginia																		
02/19	Baylor																		
02/23	Oklahoma																		
02/26	at Texas																		
03/02	at Texas Tech																		
03/05	Kansas State																		

KAYLA MOKWUAH'S SEASON/CAREER HIGHS**POINTS**

2021-22:	12	Houston Baptist (11/09/21)
Career:	18 (2x)	last, Rhode Island (02/25/20)*

REBOUNDS

2021-22:	3 (3x)	last, at St. Mary's 911/26/21)
Career:	16	at UMass (02/20/19)

ASSISTS

2021-22:	1 (3x)	last, Florida (12/05/21)
Career:	4	at George Mason (01/04/20)

BLOCKS

2021-22:	1 (2x)	last, Florida (12/05/21)
Career:	3	at Kansas State (03/01/21)

STEALS

2021-22:	1	at St. Mary's 911/26/21)
Career:	4	at Memphis (11/17/19)*

* - at George Washington

KAYLA MOKWUAH'S CAREER STATISTICS

SEASON	TEAM	GP-GS	MIN/AVG	Field Goals		3-Point		F-Throws		Rebounds									Scoring	
				FG-FGA	FG%	3FG-3FGA	3FG%	FT-FTA	FT%	OFF	DEF	TOT	AVG	PF-FO	A	TO	BLK	STL	PTS	AVG
2018-19	GWU	29-6	424/14.6	77-165	.467	0-0	.000	35-55	.636	39	68	107	3.7	44-1	19	52	24	7	189	6.5
2019-20	GWU	30-6	530/17.7	106-220	.482	0-2	.000	33-49	.673	38	97	135	4.5	84-1	24	55	28	17	245	8.2
2020-21	TCU	25-5	255/10.2	40-90	.444	0-0	.000	8-12	.667	25	25	50	2.0	52-1	8	23	15	7	88	3.5
2021-22	TCU	7-0	51/7.3	8-15	.533	0-0	.000	2-6	.333	3	8	11	1.6	10-0	3	10	2	1	18	2.6
TOTAL FOR TCU		32-5	306/9.6	48-105	.457	0-0	.000	10-18	.556	28	33	61	1.9	62-1	11	33	17	8	106	3.3
TOTAL		91-17	1259/13.8	231-490	.471	0-2	.000	78-122	.639	105	198	303	3.3	190-3	54	140	69	32	540	5.9



**PATRICIA
MORRIS**

6-7 | F | SR.

DUARTE, CALIF. | DUARTE HIGH SCHOOL (OREGON STATE)

32**PATRICIA MORRIS' 2021-22 GAME-BY-GAME STATISTICS**

DATE	OPPONENT	GS	MIN	FG	%	3FG	%	FT	%	O	D	T	AVG	PF	A	TO	B	S	PT
11/09	Houston Baptist	*	12	3-4	.750	0-0	.000	1-2	.500	2	0	2	2.0	1	1	2	0	0	7
11/17	at Tulane	*	22	1-3	.333	0-0	.000	2-4	.500	2	3	5	3.5	5	0	0	2	0	4
11/21	UNC	*	10	0-0	.000	0-0	.000	0-0	.000	0	0	0	2.3	1	0	0	0	0	0
11/26	at St. Mary's	*	15	4-7	.571	0-0	.000	0-0	.000	1	4	5	3.0	2	0	3	1	1	8
11/27	vs. Cal Baptist	*	8	1-3	.333	0-0	.000	0-0	.000	0	1	1	2.6	1	0	2	0	0	2
12/01	Southeastern Louisiana	*	5	0-0	.000	0-0	.000	0-0	.000	0	0	0	2.2	1	0	0	0	0	0
12/05	Florida	*	6	0-1	.000	0-0	.000	0-0	.000	1	1	2	2.1	1	2	0	0	0	0
12/12	Texas A&M																		
12/19	Incarnate Word																		
12/21	UC Riverside																		
12/29	Davidson																		
01/02	Kansas																		
01/05	at Baylor																		
01/08	at Iowa State																		
01/12	Oklahoma State																		
01/15	at Oklahoma																		
01/19	Texas Tech																		
01/22	Texas																		
01/29	at Kansas State																		
02/02	West Virginia																		
02/05	at Kansas																		
02/09	at Oklahoma State																		
02/12	Iowa State																		
02/16	at West Virginia																		
02/19	Baylor																		
02/23	Oklahoma																		
02/26	at Texas																		
03/02	at Texas Tech																		
03/05	Kansas State																		

PATRICIA MORRIS' SEASON/CAREER HIGHS**POINTS**

2021-22:	8	at St. Mary's 911/26/21]
Career:	13	California [01/17/20]*

REBOUNDS

2021-22:	5 (2x)	last, at St. Mary's 911/26/21]
Career:	5 (3x)	last, at Tulane [11/17/21]

ASSISTS

2021-22:	2	Florida [12/05/21]
Career:	2	Florida [12/05/21]

BLOCKS

2021-22:	2	at Tulane [11/17/21]
Career:	3 (2x)	last, at Kansas [02/07/21]

STEALS

2021-22:	1	at St. Mary's 911/26/21]
Career:	1 (3x)	last, at St. Mary's 911/26/21]

* - at Oregon State

PATRICIA MORRIS' CAREER STATISTICS

				Field Goals		3-Point		F-Throws		Rebounds									Scoring	
SEASON	TEAM	GP-GS	MIN/AVG	FG-FGA	FG%	3FG-3FGA	3FG%	FT-FTA	FT%	OFF	DEF	TOT	AVG	PF-FO	A	TO	BLK	STL	PTS	AVG
2018-19	OSU	22-0	108/4.9	12-18	.667	0-0	.000	10-15	.667	8	22	30	1.4	22-0	0	7	7	1	34	1.5
2019-20	OSU	24-0	162/6.8	20-33	.606	0-1	.000	15-19	.789	11	25	36	1.5	17-0	0	6	10	0	55	2.3
2020-21	TCU	16-4	145/9.1	13-23	.565	0-0	.000	17-20	.850	8	22	30	1.9	37-2	0	19	12	1	43	2.7
2021-22	TCU	7-7	77/11.0	9-18	.500	0-0	.000	3-6	.500	6	9	15	2.1	12-1	3	7	3	1	21	3.0
TOTAL FOR TCU		23-11	222/9.7	22-41	.537	0-0	.000	20-26	.769	14	31	45	2.0	49-3	3	26	15	2	64	2.8
TOTAL		69-11	493/7.1	54-92	.587	0-1	.000	45-60	.750	33	78	111	1.6	88-3	3	39	32	3	153	2.2





TCU BASKETBALL COMBINED STATISTICS



2021-22 TCU Women's Basketball Combined Team Statistics All games

Page 1/1
as of Dec 06, 2021

Game Records

Record	Overall	Home	Away	Neutral
ALL GAMES	3-4	2-2	1-1	0-1
CONFERENCE	0-0	0-0	0-0	0-0
NON-CONFERENCE	3-4	2-2	1-1	0-1

Score by Periods

Team	1st	2nd	3rd	4th	OT	TOT
TCU	107	106	118	117	12	460
Opponents	115	106	111	129	22	483

Team Box Score

No.	Player				Total		3-Point		F-Throw		Rebounds													
		GP-GS	MIN	AVG	FG-FGA	FG%	3FG-3FGA	3FG%	FT-FTA	FT%	OFF	DEF	TOT	AVG	PF	DQ	A	TO	BLK	STL	PTS	AVG		
20	HEARD, Lauren	7-7	221:50	31.7	38-112	.339	4-16	.250	34-47	.723	12	43	55	7.9	18	1	26	25	0	12	114	16.3		
5	MORRIS, Yummy	7-0	152:57	21.8	24-49	.490	0-0	.000	12-16	.750	13	21	34	4.9	16	0	10	9	3	2	60	8.6		
4	ADIKI, Okako	7-6	141:13	20.2	21-42	.500	7-18	.389	7-7	1.000	14	16	30	4.3	20	0	6	5	1	8	56	8.0		
13	DIGGS, Tavy	7-1	134:01	19.1	19-50	.380	0-6	.000	11-16	.688	5	26	31	4.4	10	0	11	16	3	8	49	7.0		
23	BERRY, Michelle	7-6	209:39	30.0	17-58	.293	7-27	.259	4-7	.571	11	32	43	6.1	9	0	12	3	1	7	45	6.4		
15	HOLMES, Aja	5-0	72:39	14.5	7-24	.292	5-21	.238	4-5	.800	1	2	3	0.6	1	0	2	0	0	1	23	4.6		
2	MANUMALEUGA, Tara	7-1	87:05	12.4	11-41	.268	5-29	.172	1-4	.250	3	5	8	1.1	7	0	3	9	1	5	28	4.0		
1	JACKSON, Aahliyah	7-7	211:35	30.2	10-32	.313	6-22	.273	2-3	.667	0	20	20	2.9	15	0	17	8	2	9	28	4.0		
32	MORRIS, Patricia	7-7	76:54	11.0	9-18	.500	0-0	.000	3-6	.500	6	9	15	2.1	12	1	3	7	3	1	21	3.0		
24	MOKWUAH, Kayla	7-0	51:11	7.3	8-15	.533	0-0	.000	2-6	.333	3	8	11	1.6	10	0	3	10	2	1	18	2.6		
0	GERMOND, Caroline	3-0	40:53	13.6	2-7	.286	2-5	.400	1-2	.500	0	6	6	2.0	5	0	2	5	0	2	7	2.3		
10	BRADLEY, Paige	5-0	50:03	10.0	3-16	.188	3-10	.300	2-2	1.000	2	3	5	1.0	3	0	2	2	0	1	11	2.2		
Team											12	9	21					1						
Total		7	1450		169-464	.364	39-154	.253	83-121	.686	82	200	282	40.3	126	2	97	100	16	57	460	65.7		
Opponents		7	1450		180-451	.399	51-161	.317	72-100	.720	80	217	297	42.4	120	1	104	123	22	47	483	69.0		

Team Statistics

	TCU	OPP
Scoring	460	483
Points per game	65.7	69.0
Scoring margin	-3.3	-
Field goals-att	169-464	180-451
Field goal pct	.364	.399
3 point fg-att	39-154	51-161
3-point FG pct	.253	.317
3-pt FG made per game	5.6	7.3
Free throws-att	83-121	72-100
Free throw pct	.686	.720
F-Throws made per game	11.9	10.3
Rebounds	282	297
Rebounds per game	40.3	42.4
Rebounding margin	-2.1	-
Assists	97	104
Assists per game	13.9	14.9
Turnovers	100	123
Turnovers per game	14.3	17.6
Turnover margin	+3.3	-
Assist/turnover ratio	1.0	0.8
Steals	57	47
Steals per game	8.1	6.7
Blocks	16	22
Blocks per game	2.3	3.1
Winning streak	0	-
Home win streak	0	-
Attendance	6552	742
Home games-Avg/Game	4-1638	2-371
Neutral site-Avg/Game	-	1-138

Team Results

Date	Opponent		Score	Att.
11/09/2021	Houston Baptist	W	78-48	1310
11/17/2021	at Tulane	Lot2	78-88	438
11/21/2021	North Carolina	L	46-79	2483
11/26/2021	at Saint Mary's (CA)	W	72-68	304
11/27/2021	vs California Baptist	L	77-91	138
12/01/2021	Southeastern La.	W	55-46	1291
12/05/2021	Florida	L	54-63	1468





OVERALL STATISTICS

Game Records

Record	Overall	Home	Away	Neutral
ALL GAMES	3-4	2-2	1-1	0-1
CONFERENCE	0-0	0-0	0-0	0-0
NON-CONFERENCE	3-4	2-2	1-1	0-1

Team Box Score

No.	Player				Total		3-Point		F-Throw		Rebounds												
		GP-GS	MIN	AVG	FG-FGA	FG%	3FG-3FGA	3FG%	FT-FTA	FT%	OFF	DEF	TOT	AVG	PF	DQ	A	TO	BLK	STL	PTS	AVG	
20	HEARD, Lauren	7-7	221:50	31.7	38-112	.339	4-16	.250	34-47	.723	12	43	55	7.9	18	1	26	25	0	12	114	16.3	
5	MORRIS, Yummy	7-0	152:57	21.8	24-49	.490	0-0	.000	12-16	.750	13	21	34	4.9	16	0	10	9	3	2	60	8.6	
4	ADIKI, Okako	7-6	141:13	20.2	21-42	.500	7-18	.389	7-7	1.000	14	16	30	4.3	20	0	6	5	1	8	56	8.0	
13	DIGGS, Tavy	7-1	134:01	19.1	19-50	.380	0-6	.000	11-16	.688	5	26	31	4.4	10	0	11	16	3	8	49	7.0	
23	BERRY, Michelle	7-6	209:39	30.0	17-58	.293	7-27	.259	4-7	.571	11	32	43	6.1	9	0	12	3	1	7	45	6.4	
15	HOLMES, Aja	5-0	72:39	14.5	7-24	.292	5-21	.238	4-5	.800	1	2	3	0.6	1	0	2	0	0	1	23	4.6	
1	JACKSON, Aahliyah	7-7	211:35	30.2	10-32	.313	6-22	.273	2-3	.667	0	20	20	2.9	15	0	17	8	2	9	28	4.0	
2	MANUMALEUGA, Tara	7-1	87:05	12.4	11-41	.268	5-29	.172	1-4	.250	3	5	8	1.1	7	0	3	9	1	5	28	4.0	
32	MORRIS, Patricia	7-7	76:54	11.0	9-18	.500	0-0	.000	3-6	.500	6	9	15	2.1	12	1	3	7	3	1	21	3.0	
24	MOKWUAH, Kayla	7-0	51:11	7.3	8-15	.533	0-0	.000	2-6	.333	3	8	11	1.6	10	0	3	10	2	1	18	2.6	
0	GERMOND, Caroline	3-0	40:53	13.6	2-7	.286	2-5	.400	1-2	.500	0	6	6	2.0	5	0	2	5	0	2	7	2.3	
10	BRADLEY, Paige	5-0	50:03	10.0	3-16	.188	3-10	.300	2-2	1.000	2	3	5	1.0	3	0	2	2	0	1	11	2.2	
Team											12	9	21					1					
Total		7	1450		169-464	.364	39-154	.253	83-121	.686	82	200	282	40.3	126	2	97	100	16	57	460	65.7	
Opponents		7	1450		180-451	.399	51-161	.317	72-100	.720	80	217	297	42.4	120	1	104	123	22	47	483	69.0	

Score by Periods

Team	1st	2nd	3rd	4th	OT	TOT
TCU	107	106	118	117	12	460
Opponents	115	106	111	129	22	483

2020-21 BIG 12 ONLY STATISTICS

Game Records

Record	Overall	Home	Away	Neutral
ALL GAMES	4-14	3-6	1-8	0-0
CONFERENCE	4-14	3-6	1-8	0-0
NON-CONFERENCE	0-0	0-0	0-0	0-0

Team Box Score

No.	Player				Total		3-Point		F-Throw		Rebounds													
		GP-GS	MIN	AVG	FG-FGA	FG%	3FG-FGA	3FG%	FT-FTA	FT%	OFF	DEF	TOT	AVG	PF	DQ	A	TO	BLK	STL	PTS	AVG		
20	HEARD, Lauren	18-18	658:30	36.6	133-318	.418	28-88	.318	109-154	.708	19	112	131	7.3	42	1	90	68	2	47	403	22.4		
23	BERRY, Michelle	18-15	626:42	34.8	60-176	.341	30-96	.313	21-26	.808	25	97	122	6.8	27	1	32	30	3	21	171	9.5		
13	DIGGS, Tavy	18-8	373:08	20.7	72-138	.522	0-8	.000	14-23	.609	18	31	49	2.7	52	3	24	29	4	10	158	8.8		
15	HOLMES, Aja	18-4	384:03	21.3	39-104	.375	35-97	.361	9-10	.900	1	16	17	0.9	22	0	9	13	1	3	122	6.8		
1	JACKSON, Aahliyah	17-17	484:07	28.5	27-102	.265	23-69	.333	9-18	.500	9	46	55	3.2	45	1	19	22	6	12	86	5.1		
5	MORRIS, Yummy	18-9	307:28	17.1	36-86	.419	0-0	.000	17-17	1.000	19	47	66	3.7	40	1	11	30	11	6	89	4.9		
0	GERMOND, Caroline	18-11	407:41	22.6	22-88	.250	8-42	.190	6-10	.600	7	33	40	2.2	45	0	54	30	3	6	58	3.2		
22	MOKWUAH, Kayla	18-4	191:50	10.7	25-61	.410	0-0	.000	6-9	.667	17	21	38	2.1	35	1	4	17	12	3	56	3.1		
32	MORRIS, Patricia	11-4	113:44	10.3	9-15	.600	0-0	.000	15-18	.833	7	15	22	2.0	26	1	0	12	9	1	33	3.0		
4	CONN, Amari	8-0	52:28	6.6	4-8	.500	4-7	.571	1-2	.500	0	3	3	0.4	3	0	1	3	1	2	13	1.6		
24	TAC, Adhel	9-0	40:19	4.5	3-9	.333	0-2	.000	1-2	.500	5	9	14	1.6	6	0	0	2	0	2	7	0.8		
10	SCHMIDT, Emma	1-0	00:51	0.9	0-1	.000	0-1	.000	0-0	.000	0	0	0	0.0	0	0	0	0	0	0	0	0.0		
12	MORGAN, Aaliyah	4-0	09:10	2.3	0-2	.000	0-2	.000	0-0	.000	0	0	0	0.0	0	0	1	0	0	0	0	0.0		
Team											43	34	77					9						
Total		18	3650		430-1108	.388	128-412	.311	208-289	.720	170	464	634	35.2	343	9	245	265	52	113	1196	66.4		
Opponents		18	3650		492-1118	.440	115-355	.324	279-355	.786	181	536	717	39.8	274	4	307	246	79	129	1378	76.6		

Score by Periods

Team	1st	2nd	3rd	4th	OT	TOT
TCU	261	270	305	335	25	1196
Opponents	335	322	370	326	25	1378





TCU BASKETBALL SEASON/CAREER STATISTICS



2021-22 TCU Women's Basketball
Season/Career Statistics
All games

Page 1/1
as of Dec 06, 2021

Summary

Player	Season Statistics										Career Statistics									
	GP-GS	MIN/G	FG%	3FG%	FT%	R/G	A/G	STL	BLK	PTS/G	GP-GS	MIN/G	FG%	3FG%	FT%	R/G	A/G	STL	BLK	PTS/G
ADIKO, Okako	7-6	20.2	.500	.389	1.000	4.3	0.9	8	1	8.0	7-6	20.2	.500	.389	1.000	4.3	0.9	8	1	8.0
BERRY, Michelle	7-6	30.0	.293	.259	.571	6.1	1.7	7	1	6.4	61-29	27.4	.355	.308	.704	5.9	1.3	53	10	6.9
BRADLEY, Paige	5-0	10.0	.188	.300	1.000	1.0	0.4	1	0	2.2	5-0	10.0	.188	.300	1.000	1.0	0.4	1	0	2.2
DIGGS, Tavy	7-1	19.1	.380	.000	.688	4.4	1.6	8	3	7.0	44-13	16.4	.476	.192	.654	3.1	1.2	26	10	6.8
GERMOND, Caroline	3-0	13.6	.286	.400	.500	2.0	0.7	2	0	2.3	28-13	21.9	.275	.234	.583	2.0	2.9	22	3	3.5
HEARD, Lauren	7-7	31.7	.339	.250	.723	7.9	3.7	12	0	16.3	132-101	28.1	.372	.305	.720	5.2	3.3	238	9	12.9
HOLMES, Aja	5-0	14.5	.292	.238	.800	0.6	0.4	1	0	4.6	30-4	18.5	.340	.312	.867	0.7	0.5	9	1	5.4
JACKSON, Aahliyah	7-7	30.2	.313	.273	.667	2.9	2.4	9	2	4.0	31-31	28.5	.304	.317	.568	3.1	1.5	31	14	5.2
MANUMALEUGA, Tara	7-1	12.4	.268	.172	.250	1.1	0.4	5	1	4.0	7-1	12.4	.268	.172	.250	1.1	0.4	5	1	4.0
MOKWUAH, Kayla	7-0	7.3	.533	.000	.333	1.6	0.4	1	2	2.6	32-5	9.6	.457	.000	.556	1.9	0.3	8	17	3.3
MORRIS, Patricia	7-7	11.0	.500	.000	.500	2.1	0.4	1	3	3.0	23-11	9.7	.537	.000	.769	2.0	0.1	2	15	2.8
MORRIS, Yummy	7-0	21.8	.490	.000	.750	4.9	1.4	2	3	8.6	86-16	12.3	.479	.000	.776	3.2	0.4	31	58	4.8

Scoring

Player	Season Statistics								Career Statistics							
	FG-FGA	FG%	3FG-3FGA	3FG%	FT-FTA	FT%	PTS	PTS/G	FG-FGA	FG%	3FG-3FGA	3FG%	FT-FTA	FT%	PTS	PTS/G
ADIKO, Okako	21-42	.500	7-18	.389	7-7	1.000	56	8.0	21-42	.500	7-18	.389	7-7	1.000	56	8.0
BERRY, Michelle	17-58	.293	7-27	.259	4-7	.571	45	6.4	156-439	.355	61-198	.308	50-71	.704	423	6.9
BRADLEY, Paige	3-16	.188	3-10	.300	2-2	1.000	11	2.2	3-16	.188	3-10	.300	2-2	1.000	11	2.2
DIGGS, Tavy	19-50	.380	0-6	.000	11-16	.688	49	7.0	130-273	.476	5-26	.192	34-52	.654	299	6.8
GERMOND, Caroline	2-7	.286	2-5	.400	1-2	.500	7	2.3	38-138	.275	15-64	.234	7-12	.583	98	3.5
HEARD, Lauren	38-112	.339	4-16	.250	34-47	.723	114	16.3	535-1440	.372	117-383	.305	518-719	.720	1705	12.9
HOLMES, Aja	7-24	.292	5-21	.238	4-5	.800	23	4.6	53-156	.340	44-141	.312	13-15	.867	163	5.4
JACKSON, Aahliyah	10-32	.313	6-22	.273	2-3	.667	28	4.0	52-171	.304	32-101	.317	25-44	.568	161	5.2
MANUMALEUGA, Tara	11-41	.268	5-29	.172	1-4	.250	28	4.0	11-41	.268	5-29	.172	1-4	.250	28	4.0
MOKWUAH, Kayla	8-15	.533	0-0	.000	2-6	.333	18	2.6	48-105	.457	0-0	.000	10-18	.556	106	3.3
MORRIS, Patricia	9-18	.500	0-0	.000	3-6	.500	21	3.0	22-41	.537	0-0	.000	20-26	.769	64	2.8
MORRIS, Yummy	24-49	.490	0-0	.000	12-16	.750	60	8.6	161-336	.479	0-0	.000	90-116	.776	412	4.8

Totals

Player	Season Statistics								Career Statistics							
	O-REB	D-REB	TOTAL	PF	FO	A	TO	A/TO	O-REB	D-REB	TOTAL	PF	FO	A	TO	A/TO
ADIKO, Okako	14	16	30	20	0	6	5	1.2	14	16	30	20	0	6	5	1.2
BERRY, Michelle	11	32	43	9	0	12	3	4.0	87	274	361	94	1	82	86	1.0
BRADLEY, Paige	2	3	5	3	0	2	2	1.0	2	3	5	3	0	2	2	1.0
DIGGS, Tavy	5	26	31	10	0	11	16	0.7	31	104	135	82	3	52	65	0.8
GERMOND, Caroline	0	6	6	5	0	2	5	0.4	10	47	57	69	0	80	44	1.8
HEARD, Lauren	12	43	55	18	1	26	25	1.0	165	525	690	302	4	438	365	1.2
HOLMES, Aja	1	2	3	1	0	2	0	0.0	2	20	22	30	0	14	16	0.9
JACKSON, Aahliyah	0	20	20	15	0	17	8	2.1	15	80	95	78	1	46	39	1.2
MANUMALEUGA, Tara	3	5	8	7	0	3	9	0.3	3	5	8	7	0	3	9	0.3
MOKWUAH, Kayla	3	8	11	10	0	3	10	0.3	28	33	61	62	1	11	33	0.3
MORRIS, Patricia	6	9	15	12	1	3	7	0.4	14	31	45	49	3	3	26	0.1
MORRIS, Yummy	13	21	34	16	0	10	9	1.1	105	171	276	143	1	37	97	0.4





TCU BASKETBALL GAME-BY-GAME STATISTICS

2021-22 TCU Women's Basketball
Team Game-by-Game
All gamesPage 1/1
as of Dec 06, 2021

				Total		3-Pointers		Free throws		Rebounds											
Opponent	Date	Score		FG-FGA	PCT	3FG-3FGA	PCT	FT-FTA	PCT	OFF	DEF	TOT	AVG	PF	A	TO	BLK	STL	PTS	AVG	
Houston Baptist	11/09/2021	78-48	W	30-80	.375	4-25	.160	14-19	.737	21	37	58	58.0	19	18	16	3	14	78	78.0	
at Tulane	11/17/2021	78-88	Lot2	27-83	.325	8-29	.276	16-24	.667	15	35	50	54.0	25	15	10	2	8	78	78.0	
North Carolina	11/21/2021	46-79	L	18-56	.321	4-24	.167	6-11	.545	4	23	27	45.0	22	6	13	1	5	46	67.3	
at Saint Mary's (CA)	11/26/2021	72-68	W	26-66	.394	6-22	.273	14-26	.538	13	25	38	43.3	16	15	10	3	13	72	68.5	
vs California Baptist	11/27/2021	77-91	L	29-75	.387	4-16	.250	15-16	.938	15	29	44	43.4	17	13	13	0	3	77	70.2	
Southeastern La.	12/01/2021	55-46	W	19-52	.365	10-30	.333	7-12	.583	8	27	35	42.0	11	16	15	4	5	55	67.7	
Florida	12/05/2021	54-63	L	20-52	.385	3-8	.375	11-13	.846	6	24	30	40.3	16	14	23	3	9	54	65.7	
Total		460		169-464	.364	39-154	.253	83-121	.686	82	200	282	40.3	126	97	100	16	57	460	65.7	
Opponents		483		180-451	.399	51-161	.317	72-100	.720	80	217	297	42.4	120	104	123	22	47	483	69.0	

TCU Averages

Games Played	Points/game	FG Pct	3FG Pct	FT Pct	Rebounds/game	Assists/game	Turnovers/game	Assist/Turnover ratio	Steals/game	Blocks/game
7	65.7	36.4	25.3	68.6	40.3	13.9	14.3	1.0	8.1	2.3





TCU BASKETBALL OPPONENT GAME-BY-GAME STATISTICS



2021-22 TCU Women's Basketball
Opponents Game-by-Game
All games

Page 1/1
as of Dec 06, 2021

Opponent	Date	Score		Total		3-Pointers		Free throws		Rebounds				PF	A	TO	BLK	STL	PTS	AVG
				FG-FGA	PCT	3FG-3FGA	PCT	FT-FTA	PCT	OFF	DEF	TOT	AVG							
Houston Baptist	11/09/2021	78-48	W	20-64	.313	4-16	.250	4-12	.333	8	27	35	35.0	17	10	25	2	6	48	48.0
at Tulane	11/17/2021	78-88	Lot2	31-82	.378	9-31	.290	17-23	.739	20	45	65	50.0	17	19	15	3	4	88	68.0
North Carolina	11/21/2021	46-79	L	27-68	.397	7-18	.389	18-23	.783	20	35	55	51.7	14	6	14	4	7	79	71.7
at Saint Mary's (CA)	11/26/2021	72-68	W	23-56	.411	9-30	.300	13-16	.813	9	30	39	48.5	24	18	22	3	5	68	70.8
vs California Baptist	11/27/2021	77-91	L	34-65	.523	16-34	.471	7-10	.700	4	30	34	45.6	19	22	13	5	6	91	74.8
Southeastern La.	12/01/2021	55-46	W	21-54	.389	4-14	.286	0-2	.000	6	25	31	43.2	14	11	17	0	6	46	70.0
Florida	12/05/2021	54-63	L	24-62	.387	2-18	.111	13-14	.929	13	25	38	42.4	15	18	17	5	13	63	69.0
Total		483		180-451	.399	51-161	.317	72-100	.720	80	217	297	42.4	120	104	123	22	47	483	69.0
TCU		460		169-464	.364	39-154	.253	83-121	.686	82	200	282	40.3	126	97	100	16	57	460	65.7

Opponents Averages

Games Played	Points/game	FG Pct	3FG Pct	FT Pct	Rebounds/game	Assists/game	Turnovers/game	Assist/Turnover ratio	Steals/game	Blocks/game
7	69.0	39.9	31.7	72.0	42.4	14.9	17.6	0.8	6.7	3.1





01 CAROLINE GERMOND
SR | 5-7 | G
Angers, France



11 AAHLIYAH JACKSON
GR | 5-10 | G
Ft. Smith, Ark.



21 TARA MANUMALEUGA
JR | 5-10 | G
Queensland, Australia



31 MARIAH ROBERTS
FR | 5-8 | G
Arlington, Texas



41 OKAKO "KOKO" ADIKA
SR | 6-0 | G/F
Holstebro, Denmark



51 YUMMY MORRIS
SR | 6-3 | F
North Little Rock, Ark.




10 PAIGE BRADLEY
FR | 5-10 | G
Dallas, Texas



131 TAVY DIGGS
JR | 6-2 | G
Richardson, Texas



141 EVIE GOETZ
FR | 6-1 | F
Denton, Texas



151 AJA HOLMES
SO | 5-8 | G
Cibolo, Texas



201 LAUREN HEARD
GR | 5-9 | G
Denton, Texas



211 DAIJA TURNER
FR | 6-3 | F
Fayetteville, N.C.



231 MICHELLE BERRY
GR | 6-2 | F
Miami, Fla.



241 KAYLA MOKWUAH
SR | 6-4 | C
Longmeadow, Mass.




321 PATRICIA MORRIS
SR | 6-7 | F
Duarte, Calif.



RAEGAN PEBBLEY
Head Coach
8th Season



HANNA HOWARD
Associate Head Coach
8th Season



BRITNEY BROWN
Associate Coach
6th Season



ABI OLAJUWON
Assistant Coach
4th Season



LEAH FOSTER
Player Dev. Coordinator
4th Season



ANGELA GONZAGA
Director of Operations
8th Season



TAYLOR LARSON
Strength & Conditioning Coach
4th Season



ALISSA SCHENK
Athletic Trainer
2nd Season



ADEOLA AKOMOLAFE
Graduate Assistant
1st Season



KIANNA RAY
Graduate Assistant
1st Season