



HORNED FROGS

Dameon Myres | Assistant Director of Athletics Communications Office: 817.257.5367 | Cell: 817.897.5331 | E-mail: d.myres@tcu.edu

GAME 4 | ST. MARY'S (CALIF.)

2021-22 SCHEDULE/RESULTS

OVERALL: 1-2 | BIG 12: 0-0
HOME: 1-1 | AWAY: 0-1 | NEUTRAL: 0-0

DATE	OPPONENT	TIME/RESULTS
N9	HOUSTON BAPTIST	W, 78-48
N17	at Tulane	L, 78-88 (2OT)
N21	NORTH CAROLINA!	L, 46-79
N26	at Saint Mary's (Calif.)^	4 p.m.
N/27	vs. California Baptist^	2 p.m.
D1	SOUTHEASTERN LOUISIANA	6:30 P.M.
D5	FLORIDA\$	1 P.M.
D12	TEXAS A&M	1 P.M.
D19	INCARNATE WORD	1 P.M.
D21	UC RIVERSIDE	1 P.M.
D29	DAVIDSON	6:30 P.M.
J2	KANSAS*	1 P.M.
J5	at Baylor*	7 p.m.
J8	at Iowa State*	1 p.m.
J12	OKLAHOMA STATE*	6:30 P.M.
J15	at Oklahoma*	1:30 p.m.
J19	TEXAS TECH*	6:30 P.M.
J22	TEXAS*	1 P.M.
J29	at Kansas State*	6:30 p.m.
F2	WEST VIRGINIA*	6:30 P.M.
F6w	at Kansas*	2 p.m.
F9	at Oklahoma State*	6:30 p.m.
F12	IOWA STATE*	1 P.M.
F16	at West Virginia*	6 p.m.
F19	BAYLOR*	1 P.M.
F23	OKLAHOMA*	6:30 P.M.
F26	at Texas*	7 p.m.
M2	at Texas Tech*	7 p.m.
M5	KANSAS STATE*	1 P.M.

All times central | Home games in BOLD

* - Big 12 Conference Game | ! - Maggie Dixon Classic

^ - St. Mary's Thanksgiving Classic | \$ - Big 12/SEC Challenge



TCU (1-2, 0-0) vs. ST. MARY'S (2-2, 0-0)

Nov. 26, 2021 | 2 p.m. PT
UCU Pavilion
Moraga, Calif.



TV: WCC TV | Talent: TBA
Radio: KTCU | Talent: Jeff Williams
Live Stats: SMCGaels.com

Social Media: Twitter, @TCUWBBasketball; Instagram, @TCUWBB

FAST BREAKS

- TCU is back on the road and is set to face both St. Mary's and Cal Baptist in the St. Mary's Thanksgiving Classic.
- The Horned Frogs will take on the Gaels on Friday, Nov. 26, at 2 p.m. PT inside UCU Pavilion in Moraga, Calif. TCU will then turn around to face the Lancers on Saturday, Nov. 27, with a tip-off set for 12 p.m. PT
- This marks the first games that TCU will play in the state of California since the 2019-19 SDSU Thanksgiving Classic in San Diego. TCU went 1-1 its last trip in California, falling to BYU, but then rebounding with a win over San Diego State.
- The trip to San Diego in 2018-19, along with this week's trip to Moraga, mark the only four games TCU will have played in the state of California since moving to the Big 12 Conference.
- TCU will face St. Mary's for just the second time overall and first since 1999. Saturday's contest against Cal Baptist will be the first-ever meeting between the two programs.
- TCU's defeat to BYU in the SDSU Thanksgiving Classic also marked the last time TCU has faced a team from the West Coast Conference. TCU is 13-14 all-time against teams from the WCC.

TCU	TALE OF THE TAPE	SMC
67.3	PPG	58.8
71.7	OPP. PPG	69.8
.344	FG PCT.	.357
.364	OPP. FG PCT.	.404
.205	3PT FG PCT.	.265
.308	OPP. 3PT FG PCT.	.287
.667	FT PCT.	.640
45.3	REBOUNDS/GAME	38.0
51.3	OPP. REBOUNDS/GAME	36.0
-6.0	REB. MARGIN	+2.0
13.0	ASSISTS/GAME	10.3
9.0	STEALS/GAME	4.0
2.0	BLOCKS/GAME	3.0

TCU'S PROJECTED STARTERS (based on last game)



1 | AAHLIYAH JACKSON
5-10 | G | Gr.
Ft. Smith, Ark.

PTS	REB	STL	AST
5.0	4.3	4	7



2 | TARA MANUMALEUGA
5-10 | G | Jr.
Queensland, Australia

PTS	REB	STL	AST
8.0	2.3	3	1



32 | PATRICIA MORRIS
6-7 | F | Sr.
Duarte, Calif.

PTS	REB	STL	BLK
3.7	2.3	0	2



20 | LAUREN HEARD
5-10 | G | Gr.
Denton, Texas

PTS	REB	STL	AST
14.3	7.3	7	8



23 | MICHELLE BERRY
6-2 | F | Gr.
Miami, Fla.

PTS	REB	STL	AST
3.0	6.0	1	6

ST. MARY'S PROJECTED STARTERS				
4	Taycee Wedin	G	Sr.	14.0
10	Tayla Dalton	G.	So.	4.8
24	Brianna Simonich	G/F	Gr.	6.0
30	Amy West	F	Jr.	2.0
33	Ali Bamberger	F	So.	13.5



**ROSTER BREAKDOWN****BY CLASS****Graduate Students (3)**

Michelle Berry, Lauren Heard, Aahliyah Jackson

Seniors (5)

Okako Adika, Caroline Germond, Kayla Mokwuah, Patricia Morris, Yummy Morris

Juniors (2)

Tavy Diggs, Tara Manumaleuga

Sophomores (1)

Aja Holmes

Freshmen (4)

Paige Bradley, Evie Goetz, Mariah Roberts, DaiJa Turner

BY HOME STATE/COUNTRY**Arkansas (2)**

Aahliyah Jackson, Yummy Morris

Australia (1)

Tara Manumaleuga

Denmark (1)

Okako Adika

California (1)

Patricia Morris

Florida (1)

Michelle Berry

France (1)

Caroline Germond

Massachusetts (1)

Kayla Mokwuah

North Carolina (1)

DaiJa Turner

Texas (6)

Paige Bradley, Tavy Diggs, Evie Goetz, Lauren Heard, Aja Holmes, Mariah Roberts

NUMERICAL ROSTER

NO.	NAME	P	H	Y	HOMETOWN (PREVIOUS SCHOOL)
0	Caroline Germond	G	5-7	Sr.	Angers, France (South Plains College)
1	Aahliyah Jackson	G	5-10	Gr.	Ft. Smith, Ark. (Texas A&M)
2	Tara Manumaleuga	G	5-10	Jr.	Queensland, Australia (Arizona)
3	Mariah Roberts	G	5-8	Fr.	Arlington, Texas (Martin HS)
4	Okako "Koko" Adika	G/F	6-0	Sr.	Holstebro, Denmark (Butler)
5	Yummy Morris	F	6-3	Sr.	North Little Rock, Ark. (North Little Rock HS)
10	Paige Bradley	G	5-10	Fr.	Dallas, Texas (Bishop Lynch HS)
13	Tavy Diggs	G	6-2	Jr.	Richardson, Texas (Plano East HS)
14	Evie Goetz	F	6-1	Fr.	Denton, Texas (Guyer HS)
15	Aja Holmes	G	5-8	So.	Cibolo, Texas (Steele HS)
20	Lauren Heard	G	5-9	Gr.	Denton, Texas (Guyer HS)
21	DaiJa Turner	F	6-3	Fr.	Fayetteville, N.C. (Village Christian Academy)
23	Michelle Berry	F	6-2	Gr.	Miami, Fla. (Virginia Tech)
24	Kayla Mokwuah	C	6-4	Sr.	Longmeadow, Mass (George Washington)
32	Patricia Morris	F	6-7	Sr.	Duarte, Calif. (Oregon State)

ALPHABETICAL ROSTER

NO.	NAME	P	H	Y	HOMETOWN (PREVIOUS SCHOOL)
4	Okako "Koko" Adika	G/F	6-0	Sr.	Holstebro, Denmark (Butler)
23	Michelle Berry	F	6-2	Gr.	Miami, Fla. (Virginia Tech)
10	Paige Bradley	G	5-10	Fr.	Dallas, Texas (Bishop Lynch HS)
13	Tavy Diggs	G	6-2	Jr.	Richardson, Texas (Plano East HS)
0	Caroline Germond	G	5-7	Sr.	Angers, France (South Plains College)
14	Evie Goetz	F	6-1	Fr.	Denton, Texas (Guyer HS)
20	Lauren Heard	G	5-9	Gr.	Denton, Texas (Guyer HS)
15	Aja Holmes	G	5-8	So.	Cibolo, Texas (Steele HS)
1	Aahliyah Jackson	G	5-10	Gr.	Ft. Smith, Ark. (Texas A&M)
2	Tara Manumaleuga	G	5-10	Jr.	Queensland, Australia (Arizona)
24	Kayla Mokwuah	C	6-4	Sr.	Longmeadow, Mass (George Washington)
32	Patricia Morris	F	6-7	Sr.	Duarte, Calif. (Oregon State)
5	Yummy Morris	F	6-3	Sr.	North Little Rock, Ark. (North Little Rock HS)
3	Mariah Roberts	G	5-8	Fr.	Arlington, Texas (Martin HS)
21	DaiJa Turner	F	6-3	Fr.	Fayetteville, N.C. (Village Christian Academy)

COACHING STAFF

POSITION	NAME (YEAR AT TCU) [ALMA MATER]
Head Coach	Raegan Pebley (8th Season) [Colorado, 97]
Associate Head Coach	Hanna Howard (8th Season) [Portland, 05]
Associate Coach	Britney Brown (6th Season) [Oklahoma, 07]
Assistant Coach	Abi Olajuwon (4th Season) [Oklahoma, 10]
Player Development Coordinator	Leah Foster (4th Season) [St. Edward's, 06]
Assistant AD, Director of Operations	Angela Gonzaga
Graduate Assistant	Kianna Ray
Graduate Assistant	Adeola Akomolafe
Strength & Conditioning Coach	Taylor Larson
Athletic Trainer	Alissa Schenk

PRONUNCIATION GUIDE


Okako Adika	oh - CAH - coe	uh - DEE - kay
Tavy Diggs	TA - vee (like TAFFY)	
Caroline Germond	juhr - MOND	
Evie Goetz	EH - vee	GETS
Aja Holmes	AH - zhuh	

Aahliyah Jackson	uhh - LEE - yuh	
Tara Manumaleuga	TAR - uh	MAH - new - mal - eh - OON - yuh
Kayla Mokwuah	MOCK - wah	
Raegan Pebley	RAY - guhn	pea - BLEE



**0 | CAROLINE GERMOND | 5-7 | G | SR.**

- Transferred to TCU from South Plains College prior to the 2020-21 season
- Started in 13 of 25 games played in 2020-21
- Averaged 3.6 points in her first season at TCU
- Owns more than 70 pairs of shoes
- Favorite foods include sushi and seafood

**1 | AAHLIYAH JACKSON | 5-10 | G | GR.**

- Transferred to TCU from Texas A&M prior to the 2020-21 season
- Set new career-high with 16 points in season-opener against Houston Baptist
- Has already earned her MBA from TCU
- Favorite place to eat in Fort Worth is Pappadeaux

**2 | TARA MANUMALEUGA | 5-10 | G | JR.**

- Transfers to TCU following two years at Arizona
- Scored nine points in her TCU debut, while setting a new career-high with three steals against HBU
- Named to 2019-20 Pac-12 Academic Honor Roll
- Played tennis when she was younger
- Favorite place she has visited is Fiji

**3 | MARIAH ROBERTS | 5-8 | G | FR.**

- In her first season with the Horned Frogs
- Was ranked the No. 93 overall prospect by PrepGirlsHoops.com following a prep career at Arlington-Martin High School
- She is one of 77 different grandkids in her family
- Says Christmas is her favorite time of year

**4 | OKAKO "KOKO" ADIKA | 6-0 | G/F | SR.**


- Transfers to TCU prior to the 2021-22 season following a year at Butler
- Scored four points pulled down nine rebounds in her TCU debut against Houston Baptist
- Tied a career-high with three steals on Tuesday
- Can speak five different languages

**5 | YUMMY MORRIS | 6-3 | F | SR.**

- Enters her fourth season with the Horned Frogs
- Ranks among the top-20 in the Big 12 with 6.5 rebounds per game
- Was named to 2020-21 Big 12 All-Academic team
- Her name, Yo'Myris, means "Nubian Beauty"
- Has to put on her right sock before the left

**10 | PAIGE BRADLEY | 5-10 | G | FR.**


- Highly touted freshman that was ranked No. 72 overall and No. 7 player out of Texas by ESPN
- Drained a three-pointer for first career collegiate bucket and finished with five points at Tulane
- Her mom, Amie, played basketball at Texas and was associate head coach at SMU

**13 | TAVY DIGGS | 6-2 | G | JR.**

- Enters her third season at TCU
- Scored 15 points and registered a new career-high 11 rebounds at Tulane
- Has scored 10+ points in six straight games and nine of her last 10 games played
- Her favorite place to shop is at the Lego Store

**14 | EVIE GOETZ | 6-1 | F | FR.**

- True freshman for the Frogs
- Played prep career at both Flower Mound Marcus and Denton Guyer, and was ranked the No. 6 player in Texas following her senior campaign
- Two-time TABC and TGCA all-state selection
- Taught herself how to juggle

**15 | AJA HOLMES | 5-8 | G | SO.**

- Enters her second season at TCU following a freshman season that saw her average 5.6 points per game
- Scored 13 points in her season debut at Tulane
- Was named Big 12 Freshman of the Week (1/25)
- Has met her real-life-hero, Kevin Durant

**20 | LAUREN HEARD | 5-9 | G | GR.**

- TCU's most-seasoned veteran, entering her fifth season with the Frogs
- Notched her 10th career double-double against HBU, scoring 16 points and pulling down 10 boards
- Has scored 10+ points in 48 of last 52 games
- Has recently overcome her fear of roller coasters

**21 | DAIJA TURNER | 6-3 | F | FR.**

- One of four freshmen for the Frogs in 2021-22
- Enjoyed a prep career at Village Christian Academy in Fayetteville, N.C.
- Two-time all-state selection
- Set a state record with 260 blocked shots
- Has lived in three different countries

**23 | MICHELLE BERRY | 6-2 | F | GR.**

- Transferred to TCU from Virginia Tech prior to the 2019-20 season
- Began her career at Cal State Fullerton
- One of three TCU players averaging 7.0+ rebounds
- Was named 2020-21 Big 12 All-Academic 1st Team
- Is a fan of the CBS show "Criminal Minds"

**24 | KAYLA MOKWUAH | 6-4 | C | SR.**

- Transferred to TCU from George Washington prior to the 2020-21 season
- Set new TCU career-high with 12 points in season-opener against Houston Baptist
- One of her bucket list items is to sky dive
- Has visited Nigeria and is addicted to coffee

**32 | PATRICIA MORRIS | 6-7 | F | SR.**

- Transferred to TCU from Oregon State prior to the 2020-21 season
- Tied a career-high with five rebounds at Tulane
- Led the squad with two blocked shots at Tulane
- Serves as the only player on the team that hails from the state of California

HORNED FROGS™

BASKETBALL





TCU HEADS WEST FOR FIRST TIME SINCE 2018-19

- The TCU women's basketball team will play in the state of California for the first time since the 2018-19 season, when the Horned Frogs head to Moraga, Calif., to compete in the St. Mary's Thanksgiving Classic.
- TCU is set to face tournament host St. Mary's on Friday, Nov. 26, inside UCU Pavilion. Tip-off is set for 2 p.m. PT and the contest will be televised/streamed on the WCC Network.
- The Frogs will wrap-up the tournament taking on Cal Baptist on Saturday, Nov. 27, with a tip set for 12 p.m. PT. Saturday's contest will not be streamed and/or televised.
- TCU is playing in California for the first time since competing in the SDSU Thanksgiving Classic back in 2018-19. It marks just the third and fourth games TCU will play in California since the Horned Frogs made the move to the Big 12 Conference.

SCOUTING REPORT: THE GAELS

- St. Mary's opened the season with back-to-back wins against Nevada and UC Davis, but then fell to Utah on the road and dropped its home-opener to Western Michigan, 76-67 in overtime, this past Saturday.
- The Gaels were picked to finish seventh this season in the West Coast Conference.
- SMC is coming off a 7-19 season overall in 2020-21, which included a 4-14 mark in WCC play.

SCOUTING REPORT: THE LANCERS

- Cal Baptist is 2-1 heading into it's game with UC Santa Barbara here in Moraga, Calif., on Friday. The Lancers opened the campaign with a win over UC Riverside, but then fell to then No. 15-ranked Oregon State.
- CBU most recently defeated UC Irvine, 93-88, at home in overtime.
- The Lancers won the WAC last season, going 26-1 overall and 14-0 in WAC play. CBU did not win the conference tournament though and instead accepted an invitation to WNIT where they went 2-1.
- CBU was picked to repeat as WAC champions this season.

NON-CONFERENCE CHALK TALK

- TCU snapped a 20-game home winning streak to non-conference opponents with its loss to North Carolina last Sunday - a streak that dated back to the 2017-18 season.
- The win streak included wins against all non-conference foes played in the regular season, as well as home victories against opponents played in WNIT games.
- The Horned Frogs' last home loss to a non-conference opponent had been exactly four years from the day it lost to UNC - back on Nov. 21, 2017, in a defeat to Yale.
- TCU is 59-16 (.786) in regular-season non-

conference play and 71-26 (.731) overall against non-conference teams in the Pebley era - which includes games in the Big 12 Tournament and WNIT.

- Under Pebley, the Frogs have gone 57-5 (.919) in all games played against non-conference foes at home.

NON-CONFERENCE PLAY IN PEBLEY ERA*

SEASON	RECORD	PCT.	H	A	N
2021-22	1-2	.333	1-1	0-1	0-0
2020-21	5-0	1.000	5-0	0-0	0-0
2019-20	9-2	.818	7-0	2-2	0-0
2018-19	10-1	.909	8-0	2-0	0-1
2017-18	10-2	.833	7-1	1-1	2-0
2016-17	8-3	.727	8-1	0-2	0-0
2015-16	8-3	.727	7-1	1-2	0-0
2014-15	8-3	.727	7-1	0-1	1-1
OVERALL	59-16	.786	50-1	6-9	3-2

* - Regular-season contests only

HOME SWEET SCHOLLMAYER ARENA

- TCU has tallied an overall record of 71-29 (.710) inside Schollmaier Arena since opening back on Dec. 20, 2015.
- TCU is an impressive 36-3 (.923) overall in all non-conference games played inside Schollmaier Arena.
- The Horned Frogs are 28-26 (.518) against Big 12 opponents and undefeated at 7-0 in postseason games played inside Schollmaier Arena.

HEARD NETS PRESEASON HONORS PRESEASON THIS-AND-THAT

- Lauren Heard was a unanimous selection named to the Preseason All-Big 12 team. She was one of seven unanimous selections on a preseason team that totaled 12 players.
- Heard was also named to the Lieberman Award, Wooden and Naismith Preseason Player of the Year Award watch lists. She was the only player from the Big 12 named to the Lieberman watch list.

WELCOME TO THE CLUB(S)

- Lauren Heard has made her way into a few select clubs, both at TCU and among the nation's best players.
- Heard has joined both the 1,600 points scored and 600 rebounds clubs.
- She becomes just the sixth player in school history to score at least 1,600 points and 10th player all-time to pull down 600 boards.
- Heard is just the third player in school history to register both 1,600 points and 600 rebounds in a career. She joins Sandora Irvin and Helena Sverrisdottir as the only other players to accomplish this particular feat.
- Lauren Heard led the Horned Frogs in all four major statistical categories last season, registering 21.2 points, 7.0 rebounds, 4.8 assists and 2.5 steals per game.
- Heard was the only player in the Big 12 to rank among the top-10 in all four categories

GENERAL INFORMATION

LocationFort Worth, Texas
 Founded1873
 Enrollment..... 11,379
 ColorsPurple and White
 Nickname..... Horned Frogs
 Home FacilityEd and Rae Schollmaier Arena
 Opened.....2015
 Capacity.....6,700
 ConferenceBig 12 Conference
 AffiliationNCAA Division I
 Chancellor Dr. Victor J. Boschini Jr.
 Athletics DirectorJeremiah Donati
 SWA Kim Johnson
 Faculty Athletics Rep.Rhonda Hatcher
 Athletics Dept. Phone(817) 257-5658

HISTORY

First Season1977-78 (45th Yr.)
 First NCAA DI Season...1982-83 (40th Yr.)
 Record All-Time 639-673 (.487)
 Record in NCAA DI.....564-599 (.485)
 Regular Season Conf. Championships 3
 Conf. Tournament Championships..... 3
 NCAA Appearances (Last)..... 9 (2010)
 Record in NCAA Championships..... 5-9
 Years in WNIT (Last).....7 (2019)
 Record in WNIT13-7

BASKETBALL COACHING STAFF

Head Coach . . Raegan Pebley (Colorado, 1997)
 Record at TCU128-95 (8th Yr.)
 Career Record 284-270 (19th Yr.)
 Associate Head Coach.. Hanna Howard (7th)
 Associate Coach.....Britney Brown (5th)
 Assistant Coach..... Abi Olajuwon (3rd)
 Director of Ops. Angela Gonzaga (7th)
 Player Development Leah Foster (3rd)
 GA's..... Adeola Akomolafe (1st)
 Kianna Ray (1st)
 Administrative AssistantJodi Clifton
 Office Phone Number..... (817) 257-7962

2020-21 REVIEW

Overall Record 10-15
 Big 12 Record (Finish) 4-14 (8th)
 Conference Tournament.....QF's
 Postseason..... N/A
 Final AP/USA Today Ranking..... N/A

2021-22 PREVIEW

Letterwinners Returning/Lost..... 10/4
 Starters Returning/Lost 5/0
 Newcomers..... 6

ATHLETICS COMMUNICATIONS

WBB Contact..... Dameon Myres
 Cell Phone..... (817) 897-5331
 Office Phone..... (817) 257-5367
 Email.....d.myres@tcu.edu





TOP-25 POLLS

ASSOCIATED PRESS TOP-25 (Nov. 15, 2021)

No.	Team	Rec.	Pts.	Last
1	South Carolina (30)	6-0	750	1
2	Maryland	6-0	710	3
3	UConn	3-1	696	2
4	Indiana	4-0	630	4
5	NC State	4-1	623	5
6	Baylor	3-1	564	6
7	Stanford	3-1	560	7
8	Iowa	4-0	557	8
9	Arizona	4-0	489	11
10	Louisville	3-1	481	10
11	Tennessee	4-0	424	16
12	Michigan	5-0	396	13
13	Iowa State	4-0	392	14
14	Texas	3-1	339	12
15	Oregon	3-2	285	9
16	Oregon State	3-0	254	15
17	Florida State	4-0	234	17
18	South Florida	4-2	228	23
19	UCLA	3-0	222	20
20	Kentucky	3-1	191	19
21	Ohio State	3-0	150	21
22	West Virginia	3-0	128	22
23	Texas A&M	4-0	126	24
24	Virginia Tech	5-0	105	25
25	Florida Gulf Coast	5-0	63	NR

OTHERS RECEIVING VOTES: Georgia 54, Georgia Tech 40, Notre Dame 14, Colorado 10, Washington State 8, Arkansas 6, DePaul 6, Duke 4, Michigan State 3, Oklahoma 1, Gonzaga 1

USA TODAY COACHES TOP-25 (Nov. 3, 2021)

No.	Team (Record)	Pts.	Last	1-PV
1	South Carolina (26-5)	768	4	13
2t	Stanford (31-2)	763	1	13
2t	Connecticut (28-2)	763	3	6
4	NC State (22-3)	670	7	0
5	Maryland (26-3)	661	9	0
6	Louisville (26-4)	642	6	0
7	Indiana (21-6)	558	8	0
8	Baylor (28-3)	495	5	0
9	Oregon (15-9)	475	15	0
10	Michigan (16-6)	470	11	0
11	Iowa (20-10)	440	19	0
12	Tennessee (17-8)	346	16	0
13	Kentucky (18-9)	322	21	0
14	UCLA (17-6)	311	12	0
15	Arizona (21-6)	277	2	0
16	Iowa State (17-11)	258	NR	0
17	Texas A&M (25-3)	251	10	0
18	Oregon State (12-8)	224	NR	0
19	Georgia (21-7)	197	13	0
20	Georgia Tech (17-9)	192	22	0
21	Texas (21-10)	180	17	0
22	South Florida (19-4)	169	18	0
23	West Virginia (22-7)	165	24	0
24	Florida State (10-9)	157	NR	0
25	Ohio State (13-7)	128	NR	0

OTHERS RECEIVING VOTES: Missouri State 112, Gonzaga 59, Virginia Tech 56, Florida Gulf Coast 54, Arkansas 53, Michigan State 28, Rutgers 17, Stephen F. Austin 16, South Dakota State 13, Washington State 13, LSU 13, Northwestern 13, BYU 11, North Carolina 11, UCF 8, Colorado 8, DePaul 5, Ole Miss 5, Belmont 4, Oklahoma 4, Delaware 4, South Dakota 3, Notre Dame 3, Houston 2, Seton Hall 1, Virginia 1, IUPUI 1

last season.

- Heard was the only NCAA Division I player to average at least 21 points, 7 rebounds, 4.5 assists and 2.5 steals last season.
- In fact, she was only the fourth NCAA Division 1 player in the past 21 years to average these totals.
- She became the first player since Middle Tennessee's Chrissy Givens totaled 21.5 points, 7.0 rebounds, 4.8 assists and 3.1 steals back in the 2005-06 season.
- She also joined Tulsa's Allison Curtin (2002-03) and Texas' Edwina Brown (1999-00) on this list.

PLAYER (YEARS)	PTS	REB
Sandora Irvin (2001-05)	1,892	1,370
Helena Sverrisdottir (2007-11)	1,764	826
Lauren Heard (2017-Present)	1,634	656

DOWN ON THE 'BOARD'WALK

- TCU registered 58 rebounds in its season-opening contest against Houston Baptist on Nov. 9. The Horned Frogs would go onto out-rebound the Huskies 58-35, for a +23 rebounding margin.
- TCU notched 50+ total rebounds as a team for the seventh time under head coach Raegan Pebley. It marked the first 50+ rebounding effort by the Frogs since grabbing 54 boards against Nicholls State on Nov. 14, 2019.
- The 57 rebounds are the most in a game for the Horned Frogs since collecting 64 boards against SMU back on Nov. 17, 2010.
- The +23 rebounding margin is TCU's second-largest margin under Pebley and the most since netting a +28 margin (47-19) against Alcorn State back on Dec. 20, 2016.
- TCU's only other 20+ rebounding margin games under Pebley came back on Dec. 16, 2018, against Southern (47-26, +21) and on Dec. 20, 2017, against Hampton (42-20, +22).

FEELS LIKE THE FIRST TIME

- Junior Tavy Diggs is no stranger to double-digit scoring efforts. The Richardson native tallied a 15-point performance at Tulane, giving her double-digit scoring efforts in six straight games dating back to last season.
- However, Diggs has never posted double-digit rebounds and/or collected a double-double, until she accomplished the feat on Wednesday.
- Diggs set a new career-high, pulling down 11 rebounds, while also registering her first career double-double (15 points, 11 rebounds).
- Diggs' previous career-high was eight boards she collected in TCU's season-opener last season against Incarnate Word.

A PAIGE FROM HER BOOK

- TCU freshman Paige Bradley made her TCU debut at Tulane on Wednesday.
- The true freshman just missed on her first collegiate field goal attempt, but then just

- a few moments later, she drained a three-pointer from the corner - marking her first-career field goal and three-point bucket.
- Bradley finished with five points, as she also went a perfect 2-of-2 from the free throw line. She also totaled a pair of rebounds, two assists and a steal in her debut.

WOMEN'S HOOPS LOCKER ROOM NAMED IN HONOR OF FORMER HORNED FROG

- TCU's women's locker room has been named "The Zahna Medley Kindred Women's Basketball Locker Room".
- The renaming of the locker room was given by the Nancy Tartaglino Richards family, who recognized Medley Kindred for her contributions to TCU, both on the court and off.
- The Zahna Medley Kindred Women's Basketball Locker Room is among the first spaces at TCU named after a woman of color.
- Medley Kindred was a four-year letterwinner for the Horned Frogs from 2012-16.
- She closed out her career at TCU as the program's all-time leading scorer with 1,975 points.

REMEMBERING A LEGEND

- TCU lost an iconic figure when Ed Schollmaier passed away on Sept. 16, 2021.
- Schollmaier, along with his wife, the late Rae Schollmaier, will forever be a part of TCU Athletics. Both Ed and Rae provided the lead gift for the arena renovation project.
- The Schollmaier's generous gift of \$10 million made this beautiful \$72 million arena a reality and provided the spark that helped create the centerpiece of the Daniel-Meyer Athletic Complex.
- Scholmaier is the former CEO of Alcon Laboratories, Inc., while Rae was a dedicated civic volunteer. A TCU Trustee since 1996, Ed Schollmaier chaired the Building and Grounds Committee and served on the Executive, Fiscal Affairs and Intercollegiate Athletics committees, as well as the Committee on Trusteeship.





SERIES BREAKDOWN



VS.



Meeting 2nd
All-Time Series TCU leads, 1-0
Date Series Began Nov. 15, 1999
Last Game Played Nov. 15, 1999
Last Meeting TCU won, 62-51
Current Winning Streak TCU, won 1
TCU at Home 1-0
TCU on the Road 0-0
TCU on a Neutral Court 0-0

SERIES UNDER COACH PEBLEY

TCU Record in Series 0-0
TCU at Home 0-0
TCU on the Road 0-0
TCU on a Neutral Court 0-0

LAST 5 GAMES

Date	W/L	Score	Location
11/15/1999	W	62-51	Fort Worth*

* - Preseason WNIT

SERIES BREAKDOWN



VS.



Meeting 1st
All-Time Series First Meeting
Date Series Began Nov. 27, 2021
Last Game Played Nov. 27, 2021
Last Meeting N/A
Current Winning Streak N/A
TCU at Home 0-0
TCU on the Road 0-0
TCU on a Neutral Court 0-0

SERIES UNDER COACH PEBLEY

TCU Record in Series 0-0
TCU at Home 0-0
TCU on the Road 0-0
TCU on a Neutral Court 0-0

LAST 5 GAMES

Date	W/L	Score	Location
--	--	--	--

HEARD'S PUSH FOR THE RECORD BOOKS (CAREER RECORDS)

POINTS

1. Zahna Medley	2012-16	1,975
2. Sandora Irvin	2001-05	1,892
3. Helena Sverrisdottir	2007-11	1,764
4. Adrienne Ross	2003-08	1,725
5. Lynn Davis	1978-91	1,683
6. Lauren Heard	2017-Pres.	1,634
7. Emily Carter	2007-11	1,563

SCORING AVERAGE

1. Lynn Davis	1978-81	17.90
2. Zahna Medley	2012-16	15.55
3. Sandora Irvin	2001-05	14.89
4. Vernell Armstrong	1977-80	13.94
5. Janice Dziuk	1986-90	13.66
6. Helena Sverrisdottir	2007-11	13.56
7. Jennifer Hickman	1995-97	13.54
8. Kati Safaritova	2000-02	13.06
9. Lauren Heard	2017-Pres.	12.80
10. Adrienne Ross	2003-08	12.77
11. TK LaFleur	2008-10	12.70

FIELD GOALS MADE

1. Sandora Irvin	2001-05	686
2. Zahna Medley	2012-16	633
3. Adrienne Ross	2003-08	627
4. Jordan Moore	2015-19	591
5. Helena Sverrisdottir	2007-11	562
6. Janice Dziuk	1986-90	545
7. Lauren Heard	2017-Pres.	514
8. Natalie Ventress	2012-15	480
9. Leah Garcia	1994-98	478
10. Amy Okonkwo	2016-19	477

FIELD GOAL ATTEMPTS

1. Zahna Medley	2012-16	1,620
2. Adrienne Ross	2003-08	1,526
3. Sandora Irvin	2001-05	1,503
4. Lauren Heard	2017-Pres.	1,372
5. Helena Sverrisdottir	2007-11	1,293

FREE THROWS MADE

1. Lauren Heard	2017-Pres.	492
2. Sandora Irvin	2001-05	482
3. Helena Sverrisdottir	2007-11	469
4. Emily Carter	2007-11	398
5. Zahna Medley	2012-16	393

FREE THROW ATTEMPTS

1. Sandora Irvin	2001-05	705
2. Lauren Heard	2017-Pres.	682
3. Helena Sverrisdottir	2007-11	599
4. Jordan Moore	2015-19	524
5. Janice Dziuk	1986-90	511

REBOUNDS

1. Sandora Irvin	2001-05	1,370
2. Jordan Moore	2015-19	892
3. Helena Sverrisdottir	2007-11	826
4. Lorie Butler-Rayford	2004-08	817
5. Janice Dziuk	1986-90	778
6. Latricia Lovings	2010-14	742
7. Vernell Armstrong	1977-80	718
8. Tiffany Evans	2000-04	676
9. Lauren Heard	2017-Pres.	656
10. Stacy Francis	1994-98	637

ASSISTS

1. Helena Sverrisdottir	2007-11	546
2. Zahna Medley	2012-16	510
3. Natasha Lacy	2003-06	461
4. Jill Sutton	1997-2001	445
5. Lauren Heard	2017-Pres.	420
6. Cinda Baer	1978-82	403
6. Kianna Ray	2016-20	401

STEALS

1. Adrienne Ross	2003-08	339
2. Rachel Hesse	1989-93	284
3. Chelsea Prince	2012-15	237
4. Lauren Heard	2017-Pres.	233
5. Helena Sverrisdottir	2007-11	227
Natasha Lacy	2003-06	227
7. Sandora Irvin	2001-05	224

GAMES STARTED

1. Helena Sverrisdottir	2007-11	127
2. Zahna Medley	2012-16	125
3. Sandora Irving	2001-05	118
4. Jill Sutton	1997-01	116
5. Natalie Ventress	2012-15	114
6. Jordan Moore	2015-19	110
Adrienne Ross	2003-08	110
8. Kianna Ray	2016-20	109
9. Stacy Francis	1994-98	101
10. Lauren Heard	2017-Pres.	97





2021-22 BIG 12 STANDINGS

TEAM	BIG 12	PCT.	H	A	Streak	OVERALL	PCT.	H	A	N	Streak
Iowa State	0-0	0.000	0-0	0-0	---	4-0	1.000	3-0	1-0	0-0	W4
Kansas	0-0	0.000	0-0	0-0	---	4-0	1.000	4-0	0-0	0-0	W4
Texas Tech	0-0	0.000	0-0	0-0	---	4-0	1.000	4-0	0-0	0-0	W4
West Virginia	0-0	0.000	0-0	0-0	---	3-0	1.000	3-0	0-0	0-0	W3
Kansas State	0-0	0.000	0-0	0-0	---	5-1	0.833	5-0	0-1	0-0	W1
Oklahoma	0-0	0.000	0-0	0-0	---	5-1	0.833	2-0	1-0	2-1	W2
Oklahoma State	0-0	0.000	0-0	0-0	---	3-1	0.750	1-1	2-0	0-0	W3
Texas	0-0	0.000	0-0	0-0	---	3-1	0.750	2-0	1-1	0-0	L1
Baylor	0-0	0.000	0-0	0-0	---	3-2	0.600	2-0	1-1	0-1	L2
TCU	0-0	0.000	0-0	0-0	---	1-2	0.333	1-1	0-1	0-0	L2

BIG 12 PRESEASON HONORS

PRESEASON PLAYER OF THE YEAR:

NaLyssa Smith, Baylor

PRESEASON NEWCOMER OF THE YEAR

Jordan Lewis, Baylor

PRESEASON FRESHMAN OF THE YEAR

Aaliyah Moore, Texas

PRESEASON ALL-BIG 12 TEAM

*NaLyssa Smith, Baylor

*Ashley Joens, Iowa State

*Ayoka Lee, K-State

*Madi Williams, Oklahoma

***Lauren Heard, TCU**

*Vivian Gray, Texas Tech

*Esmery Martinez, West Virginia

Queen Egbo, Baylor

Joanne Allen Taylor

Lexi Donarski, Iowa State

Holly Kersgieter, Kansas

Taylor Robertson, Oklahoma

*Denotes unanimous selection

HONORABLE MENTION:

Ja'Mee Asberry (Baylor)

Jordan Lewis (Baylor)

Emily Ryan (Iowa State)

Taylen Collins (Oklahoma State)

Rori Harmon (Texas)

KK Deans (West Virginia)

Kari Niblack (West Virginia)

BIG 12 PLAYERS OF THE WEEK

DATE	PLAYER	SCHOOL
Nov. 15	Ayoka Lee	K-State
Nov. 22	Ashley Joens	Iowa State

2021-22 TCU HONOR ROLL

LAUREN HEARD

Preseason All-Big 12 Oct. 6


Lieberman Watch List Oct. 25

Naismith Trophy Watch List Nov. 9

Wooden Trophy Watch List Nov. 9

BIG 12 FRESHMAN OF THE WEEK

DATE	PLAYER	SCHOOL
Nov. 15	Rori Harmon	Texas
Nov. 22	Rhyle McKinney	Texas Tech





ED & RAE SCHOLLMAIER ARENA | OPENED 2015-16



TCU INSIDE SCHOLLMAIER ARENA

YEAR	NC	B12	PS	OVA	PCT.
2021-22	1-1	0-0	0-0	1-1	.500
2020-21	5-0	3-6	0-0	8-6	.571
2019-20	7-0	6-3	0-0	13-3	.812
2018-19	8-0	6-3	3-0	17-3	.850
2017-18	6-1	5-4	2-0	13-5	.722
2016-17	8-1	3-6	0-0	11-7	.611
2015-16*	1-0	5-4	2-0	8-4	.667
36-3 28-26 7-0 71-29					.710

* - **First Game:** _____ Dec. 20, 2015
TCU 76, Southern Utah 47

NC - Non-Conference
B12 - Big 12 Conference
PS - Postseason

Previously known as the Daniel-Meyer Coliseum, the facility underwent a \$72 million renovation that was completed during the 2015-16 season. The Schollmaiers provided the lead gift of \$10 million. The Daniel-Meyer name is still prominent as the entire area is known as the Daniel-Meyer Athletic Complex.

The TCU men's and women's basketball programs received new locker rooms and team meeting rooms as well as an expanded sports medicine center. There is also locker rooms for visiting teams and a new video board.

The new building facade for the Ed and Rae Schollmaier Arena architecturally complements Amon G. Carter Stadium and the TCU campus. The interior has a lower playing surface to increase courtside seating and provide a more intimate atmosphere. Wider concourses and multiple public entries have helped ease congestion. The fan experience is further enhanced by new concession stands, a food court and restrooms as well as increased points of sale. A new courtside club lounge is also located on floor level. The facility also includes offices for the athletics administrative staff as well as coaches in various sports, allowing the Ed and Rae Schollmaier Arena to be the hub of TCU Athletics.

Additional features of the Ed and Rae Schollmaier Arena are the Jane & John Justin TCU Athletics Hall of Fame on the concourse level, offices for Olympic sports and administration and a larger main ticket office to support the arena and Amon G. Carter Stadium.

ED AND RAE SCHOLLMAIER HISTORY

The late Ed Schollmaier was a retired CEO of Alcon Laboratories, Inc., while the late Rae Schollmaier was a dedicated civic volunteer. Through the Schollmaier Foundation, they were longtime philanthropic leaders in Fort Worth.

A TCU Trustee since 1996, Ed Schollmaier chaired the Building and Grounds Committee and served on the Executive, Fiscal Affairs and Intercollegiate Athletics committees, as well as the Committee on Trusteeship. He passed away just prior to the 2021-22 season in September 2021.

Ed Schollmaier was a member of the Neeley School International Board of Visitors and the recipient of Neeley's Ike Harrison Award. He had been recognized as an Honorary Alumnus and an Honorary TCU Letterman. Rae Schollmaier served on the College of Fine Arts International Board of Visitors, the Fine Arts Task Force of The Commission on the Future of TCU and the KinderFrogs School Advisory Board. For their service and generous support, the Schollmaiers were honored with TCU's Horizon Award and the Royal Purple Award.

The Schollmaiers had also supported TCU Athletics through the Ed and Rae Schollmaier Basketball Complex, which opened in 2004.





HEAD COACH | RAEGAN PEBLEY | 8TH SEASON



Raegan Pebley is in her eighth season as TCU women's basketball head coach in 2021-22. Pebley led the Horned Frogs to four postseason appearances in her first five seasons, including WNIT Semifinals

appearances in both 2017-18 and 2018-19. The 2019-20 squad was on the way to making a postseason appearance prior to the NCAA Tournament being canceled due to the COVID-19 pandemic.

Pebley (pronounced Pee-blee) continues to lead the Frogs in an upward trend, as their 79 total wins over the past four years are ranked fourth-most among all Big 12 teams. Pebley will head into the 2021-22 season having led TCU to an overall record of 127-98 in her seven seasons in Fort Worth, while taking a combined record of 283-268 into her 19th season as a head coach.

The Horned Frogs went 10-15 overall and 4-14 in Big 12 play in what was seen as an abbreviated 2020-21 campaign. The regular season not only started a full month later than normal, but the non-conference slate was scaled down to just six scheduled games - five to six contests short of a normal schedule. The Frogs would end up only playing five non-conference games, as its lone non-conference road game at Missouri was canceled due to COVID-19 protocols. TCU would win all five non-conference home games though, thus extending its home winning streak against non-con foes to 29 straight games.

TCU's Lauren Heard would go onto earn postseason honors, being named All-Big 12 First Team and to the Big 12 All-Defensive Team. Heard became the first Horned Frog to earn back-to-back all-conference first team honors since Zahna Medley was tabbed first team for three consecutive seasons from 2014-16.

The 2019-20 campaign saw the Frogs register a 22-7 overall record and a 13-5 mark in Big 12 play. It marked Pebley's third-consecutive 20-win season, while the 13 Big 12 wins rank most in school history. It also matches the most conference wins for TCU in any league (2000-01, WAC; 2007-08 and 2010-11, MWC). TCU would go onto finish second-place in the Big 12 standings - the highest finish for the Frogs since joining the league in 2012-13.

TCU registered a 24-11 record in 2018-19, coming up just one-win shy of the school's single-season record of 25 victories (2000-01, 2003-04). TCU would, however, set a new program record with 17 home victories in 2018-19. The 2019-20 campaign saw TCU set a new program record with 13 Big 12 Conference victories. The Horned Frogs also

managed to register its most road wins in the Pebley era, notching nine victories on the road in 2019-20.

TCU collected its first national ranking in 10 years during the 2017-18 campaign, as well, coming in as high as No. 22. The Frogs then made its way back into the WBCA Top-25 rankings during the 2019-20 season, coming in at No. 25, the week of Feb. 25.

TCU ranked among the Big 12's top teams in 2019-20, ranking first in free throw attempts (621), third in free throws made (417), second in steals (274), first in steals per game (9.4), second in opponent three-point percentage (.273), and first in forced turnovers (18.62). Three different Horned Frogs would go onto earn All-Big 12 honors, giving TCU at least two players on the All-Big 12 team in four of its first six seasons as a member of the Big 12 Conference.

Heard became what was then just the third Horned Frog in program history to be named to the All-Big 12 First Team, joining Medley (2014, 2015, 2016) and Jordan Moore (2019). Kianna Ray would earn second team honors and Jayde Woods was named honorable mention. TCU has had a total of 17 All-Big 12 performers over the past seven seasons under Pebley, including six first team accolades, three second team honors and eight honorable mention selections.

The 2019-20 campaign also saw Pebley record her 100th victory on the sidelines at TCU. She is just the second coach in school history to boast at least 100 victories at the helm of the Horned Frogs basketball program.

The Frogs went on a tear in the postseason for a second-consecutive year in 2018-19, winning four games in the WNIT before falling on the road to eventual champion Arizona in the semifinals. Pebley's squad dominated the early rounds of the tournament, winning its first four games by an average of 17 points, including three victories at home and an impressive road win at Arkansas.

TCU finished among the top-three teams in the Big 12 in several statistical categories in 2018-19, including scoring defense, blocked shots, assists, turnover margin and steals. The Frogs finished eighth in the NCAA in both total blocked shots (189) and blocked shots per game (5.4) and led the Big 12 in total steals (331), steals per game (9.5) and turnovers forced per game (17.34).

The 2018-19 season was a continuation of a successful climb for TCU under Pebley. The Frogs won 18 games in each of her first two seasons with a WNIT Second Round appearance in 2014-15 followed by appearances in the WNIT Third Round and Semifinals in 2015-16 and 2017-18, respectively. TCU's WNIT victory in 2015 was its first postseason win in seven years.

PEPLEY'S TIMELINE

1997-99:	George Mason	Assistant Coach
1999-2001:	Colorado St.	Assistant Coach
2002-12:	Utah State	Head Coach
2012-14:	Fresno State	Head Coach
2014-present:	TCU	Head Coach

COACHING HIGHLIGHTS

HONORS (AT TCU)

- ▶ Four WNIT appearances
- ▶ 11 postseason wins
- ▶ 15 All-Big 12 selections
- ▶ Big 12 Defensive Player of the Year
- ▶ Big 12 Sixth Man of the Year
- ▶ 31 Academic All-Big 12 selections

HONORS (PRIOR TO TCU)

- ▶ Seven NCAA Tournaments (two as head coach, one as assistant coach, four as player)
- ▶ 12 overall postseason appearances (NCAA and WNIT)
- ▶ WBCA National Coach of the Year Finalist (2001)
- ▶ WAC Coach of the Year (2001)
- ▶ Rebuilt Utah State program that was reinstated in 2003 after 25-year hiatus

PLAYING HIGHLIGHTS

- ▶ 106-24 record, four NCAA Tournament appearances in four seasons at Colorado
- ▶ Elite Eight appearance as sophomore
- ▶ Two Sweet Sixteen appearances
- ▶ Finished all four seasons ranked in Associated Press Top 25; two AP top-five finishes
- ▶ 1,045 career points, 701 career rebounds
- ▶ Two-time all-conference, including second-team All-Big 12 in 1997
- ▶ 21st overall selection in 1997 WNBA Draft (Utah Starzz)
- ▶ Played in WNBA's first two seasons (Utah Starzz, Cleveland Rockers)

COACHING RECORD

YEAR	SCHOOL	OV	CON	FIN
2003-04	Utah State	5-22	5-13	T-8th
2004-05	Utah State	14-14	9-9	6th
2005-06	Utah State	3-24	2-14	9th
2006-07	Utah State	11-18	7-9	6th
2007-08	Utah State	9-20	5-11	7th
2008-09	Utah State	16-15	9-7	T-5th
2009-10	Utah State	13-17	5-11	7th
2010-11	Utah State	18-15	10-6	3rd
2011-12	Utah State	21-10	11-3	2nd
2012-13	Fresno State	24-9	13-3	2nd
2013-14	Fresno State	22-11	13-5	2nd
2014-15	TCU	18-14	9-9	T-3rd
2015-16	TCU	18-15	8-10	T-6th
2016-17	TCU	12-18	4-14	9th
2017-18	TCU	23-13	9-9	5th
2018-19	TCU	24-11	10-8	6th
2019-20	TCU	22-7	13-5	2nd
2020-21	TCU	10-15	4-14	8th
2021-22	TCU	1-1	0-0	--

SCHOOL	YEARS	OVERALL	CONF
Utah State	9	110-155	63-94
Fresno State	2	46-20	26-8
TCU	8	128-95	57-69
	19	284-270	146-171





During the 2017-18 campaign, the Frogs earned their first national ranking since 2010, claiming a spot in the top-25 for three weeks. The ranking came in the midst of a seven-game Big 12 winning streak, the Frogs' best conference winning streak since 2008. During the streak, the Frogs beat No. 7 Texas then knocked off No. 15 West Virginia on the road, marking just the second time in program history TCU won back-to-back games against ranked teams.

The Frogs went on to finish 9-9 in the Big 12 in 2017-18, capping the regular season with a win over Oklahoma in the Big 12 Championship quarterfinal and advancing to the first semifinal since the Frogs joined the Big 12.

TCU then played in its third WNIT under Pebley and made a deep run in the tournament, advancing to the semifinal where the Frogs fell on the road to eventual champion Indiana. Along the way, TCU won four games in the tournament, including a pair of road wins, pushing TCU's total to 10 wins away from home in 2017-18, the program's most since 2004-05.

In 2017-18, TCU was the only Big 12 team to finish in the Big 12's top three in field goal, 3-point and free throw percentage. The Frogs averaged 74.8 points and 16.5 assists per game, both the second best in program history, and posted a program-best 1.1 assist-turnover ratio.

Individually, numerous players have flourished in Pebley's system, perhaps none more than TCU's all-time leading scorer, Medley who earned three All-Big 12 First Team honors in her career - two under Pebley - and was the first three-time all-conference first team selection in program history.

Medley finished her career with TCU bests of 1,975 career points, a 15.6 points per game scoring average and 316 made 3-pointers. She finished second in TCU history with 633 made field goals and 510 assists.

Moore's progression throughout her TCU career is indicative of Pebley's teaching ability. The Round Rock, Texas, native finished her career as TCU's all-time leader in field goal percentage, shooting 54.7 percent in her four years in Fort Worth, as well as the single-season leader after shooting 59.0 percent in her senior campaign. She also finished seventh in the TCU record book with 1,514 points, second with 892 rebounds and third with 243 blocks.

Additionally, the Frogs have won both of their Big 12 individual awards under Pebley, most recently with Okonkwo earning the Sixth Man Award in 2017-18. Chelsea Prince was named the Big 12 Defensive Player of the Year in 2014-15, marking the fourth-straight such selection under Pebley.

Off the court, the Frogs have seen incredible success under Pebley. In her seven seasons, TCU student-athletes have

earned 31 Academic All-Big 12 honors, that after earning just four in the two years prior to Pebley's arrival.

Included in the 31 selections is a record four first-team selections in 2019-20. Jada Butts was one of the 2016-17 first team selections and became the first Frog to earn Academic All-Big 12 honors in four straight years, while Ray followed in her footsteps, taking home all-academic honors from 2016-20.

Pebley has not only served TCU, but also the women's basketball community as a whole. She is a member of the Kay Yow Cancer Fund Board of Directors, helping guide the Fund's mission to extend and improve the lives of all women battling cancer by raising money for research and assisting the under-served.

She is also a member of the Women's Basketball Coaches Association (WBCA) Board of Directors, helping the Association's mission to improve and advance the game of women's basketball.

TCU officially announced the hiring of Pebley as the program's seventh head coach on April 1, 2014.

Pebley arrived at TCU after spending the previous two seasons at Fresno State where she led the Bulldogs to Mountain West tournament titles and berths into the NCAA Tournament in each of her two seasons. Fresno State compiled a 46-20 (.697) overall record under the direction of Pebley, including a 26-8 (.765) mark in league play, while four Bulldogs earned All-Mountain West honors, including back-to-back Defensive Player of the Year selections.

Pebley's Fresno State squads featured one of the top defensive units in the country, as the 2012-13 Bulldogs ranked third in the NCAA in steals with 12.9 per game, doing so while only fouling 12.1 times per game to rank No. 7 nationally for the fewest fouls committed per game. The Bulldogs allowed a paltry 62.4 points per contest in the two seasons under Pebley.

The Drem, Utah, native faced a tall task in her first head coaching position, starting the Utah State women's basketball program after its reinstatement in 2003 following a 25-year hiatus. Pebley led the Aggies for nine seasons, building the program from scratch into back-to-back WNIT berths, marking the first postseason appearances in school history.

Pebley garnered WAC Coach of the Year accolades for the 2010-11 season after the Aggies advanced to their first WNIT, where they toppled Arizona, and was a WBCA National Coach of the Year finalist in 2012 after Utah State registered its first-ever 20-win season and returned to the WNIT.

In her nine seasons at Utah State, 12 Aggies earned all-conference honors, including Ashlee Brown, who was named the WAC Defensive Player of the Year in

2012, the first of four straight student-athletes to earn the league's top defensive awards under Pebley. Before taking over the Utah State program, Pebley served as an assistant coach at George Mason from 1997-99 under Jim Lewis and Debbie Taneyhill and at Colorado State from 1999-01 under Tom Collen.

At CSU, the Rams went 48-17 in her two seasons with the team reaching the second round of the NCAA Tournament in 2001 and the semifinals of the WNIT in 2000.


A standout at the University of Colorado, Pebley was selected with the 21st overall pick of the inaugural WNBA Draft in 1997, where she played two seasons with the Cleveland Rockers and Utah Starzz. She has since returned to a role within the league as she regularly serves as the color analyst on television broadcasts for the Dallas Wings.

During her collegiate career at Colorado, Pebley helped lead the Buffs to a 106-24 overall record and four conference championships, including winning the inaugural Big 12 tournament title in 1997. In her career, Pebley earned all-conference accolades twice, including a second team All-Big 12 selection in 1997. She is the first former All-Big 12 selection to return to coach in the league.

CU made two Sweet 16 appearances during her career, including a trip to the Elite Eight during her sophomore season, as the Buffs won a school-record 30 games (30-3 overall). Colorado won 25-straight games that season and finished the year ranked No. 2 in the final AP poll.

Pebley, whose maiden name is Scott, was one of nine players in CU history to score over 1,000 career points (1,045) and collect over 700 rebounds (701). Pebley played under legendary head coach Ceal Barry who was a 2018 inductee into the Women's Basketball Hall of Fame.

Pebley and her husband, Keith, have one son, Joseph, and one daughter, Harper.



**PEBLEY vs. OPPONENTS****BIG 12 CONFERENCE TEAMS**

Baylor	0-16
Iowa State	8-7
Kansas	13-3
Kansas State	8-6
Oklahoma	7-8
Oklahoma State	6-8
Texas	3-13
Texas Tech	9-6
West Virginia	5-9

NON-CONFERENCE TEAMS

Air Force	5-1
Alabama	1-0
Alcorn State	2-0
American	0-1
Arizona	2-1
Arkansas	1-0
Army	2-0
Asbury	1-0
Auburn	1-0
Boise State	13-9
Bowling Green	0-1
Butler	1-1
BYU	0-7
Cal Maritime	1-0
Cal Poly	3-1
Cal State Bakersfield	1-0
Cal State Fullerton	2-3
Cal State Northridge	4-1
California	0-1
California Baptist	0-0
Central Arkansas	1-0
Cincinnati	1-0
Colgate	1-0
Colorado	0-1
Colorado State	4-2
Cornell	1-0
Davidson	0-0
Dixie State	0-1
Duquesne	1-0
Eastern Michigan	1-0
Eastern Washington	2-0
Florida	0-0
Fresno State	2-14
Georgia	0-1
Grambling	2-0
Hampton	1-0
Hawaii	6-8
Houston Baptist	2-0
Idaho	11-10
Idaho State	2-7
Illinois	0-1
Incarnate Word	2-0
Indiana	0-1
IPFW	0-1
Lamar	2-0
Liberty	1-0



Long Beach State	1-4
Louisiana Tech	2-14
LSU	0-1
Massachusetts	0-1
McNeese	1-0
Middle Tennessee State	1-1
Mississippi Valley State	1-0
Missouri State	2-0
Monmouth	0-1
Montana	0-4
Montana State	2-4
Montana State Northern	1-0
Montana Western	1-0
Nevada	11-10
New Mexico	4-0
New Mexico State	9-6
New Orleans	1-0
Nebraska	0-1
Nicholls State	1-0
Notre Dame	0-2
North Carolina	0-1
North Dakota State	1-1
Northern Arizona	4-0
Northern Colorado	0-2
Northwestern State	1-0
Ohio	1-0
Ole Miss	1-0
Oral Roberts	2-0
Oregon	0-1
Pacific	2-5
Pepperdine	0-1
Portland	3-3
Portland State	0-2
Prairie View A&M	3-0
Robert Morris	1-0
Saint Louis	0-2
Saint Mary's (Calif.)	2-0
Sam Houston State	4-0
San Diego	0-1

San Diego Christian	1-0
San Diego State	4-2
San Francisco	2-2
San Jose State	12-4
Santa Clara	1-1
Seton Hall	0-1
South Dakota	1-0
Stephen F. Austin	2-0
SMU	6-0
South Dakota State	1-1
Southeastern Louisiana	1-0
Southern	1-0
Southern Miss	0-1
Southern Utah	6-1
Stanford	0-2
Texas A&M	0-6
Texas Southern	2-0
Texas State	3-0
Tulane	0-1
UC Irvine	4-3
UC Merced	1-0
UC Riverside	3-2
UC Santa Barbara	0-4
ULM	1-0
UNLV	6-1
USC	1-1
UT Arlington	2-0
Utah	1-3
Utah State	1-0
Utah Valley	5-3
UTEP	0-1
UTRGV	2-0
Washington State	1-1
Weber State	4-4
Western Michigan	0-1
Wyoming	3-5
Yale	0-1





TCU RECORD BREAKDOWN | **TCU PERFORMANCE LIST**

	2021-22 RECORD	PEBLEY ERA
Overall	1-2	128-95
Big 12	0-0	57-69
Home	1-1	93-33
Away	0-1	31-54
Neutral	0-0	5-8
vs Top 25	0-0	8-45
vs Top 10	0-0	1-23
Overtime games	0-1	2-3
November	1-2	35-9
December	0-0	27-13
January	0-0	29-30
February	0-0	23-29
March	0-0	17-14
April	0-0	0-1

SCORING

TCU leads after 1st quarter	1-0	74-23*
Opp. leads after 1st quarter	0-2	32-53*
Tied after 1st quarter	0-0	4-5*
TCU leads at halftime	1-0	103-16
Opp. leads at halftime	0-2	23-73
Tied at halftime	0-0	2-6
TCU leads after 3rd quarter	1-0	92-11*
Opp. leads after 3rd quarter	0-2	17-69*
Tied after 3rd quarter	0-0	1-1*
TCU scores less than 60	0-1	8-30
TCU scores 60-69	0-0	24-29
TCU scores 70-79	1-1	50-31
TCU scores 80+	0-0	46-5
Opp. scores less than 60	1-0	57-3
Opp. scores 60-69	0-0	44-13
Opp. scores 70-79	0-1	24-37
Opp. scores 80+	0-1	4-42
Games decided 6 points/less	0-0	32-23

REBOUNDING

TCU out-rebounds opponent	1-0	84-10
Opp. has equal/more rebounds	0-2	44-85

FIELD GOALS

TCU has higher FG%	1-0	98-13
TCU has equal/lower FG%	0-2	30-82
TCU shoots higher than 40%	0-0	100-31
TCU shoots lower than 40%	1-2	28-63
Opp. shoots higher than 40%	0-0	46-84
Opp. shoots lower than 40%	1-2	82-11

THREE-POINT FIELD GOALS

TCU makes 7/more 3-pointers	0-1	79-45
TCU makes 6/less 3-pointers	1-1	49-50
TCU has higher 3PT FG%	0-0	92-26
TCU has lower 3PT FG%	1-2	36-69

FREE THROWS

TCU attempts more FT's	1-1	91-29
TCU attempts equal/fewer FT's	0-1	37-66

* - Does not include 2014-15 season when only halves were played

SCORING LEADER	21-22	CAREER
Lauren Heard	2	42
Yummy Morris	0	3
Tavy Diggs	0	3
Michelle Berry	0	2
Tara Manumaleuga	1	1
Aja Holmes	0	1

REBOUNDING LEADER	21-22	CAREER
Lauren Heard	1	32
Michelle Berry	0	17
Yummy Morris	0	10
Tavy Diggs	1	3
Aahliyah Jackson	1	1
Kayla Mokwuah	0	1

ASSISTS LEADER	21-22	CAREER
Lauren Heard	1	53
Caroline Germond	0	6
Tavy Diggs	1	4
Michelle Berry	0	2
Aahliyah Jackson	1	1
Yummy Morris	1	1

10+ POINTS	21-22	CAREER
Lauren Heard	2	67
Okako Adika	0	15
Michelle Berry	0	13
Tavy Diggs	2	12
Yummy Morris	0	12
Aahliyah Jackson	1	6
Aja Holmes	1	5
Caroline Germond	0	1
Kayla Mokwuah	1	2
Patricia Morris	0	1

15+ POINTS	21-22	CAREER
Lauren Heard	2	45
Okako Adika	0	8
Yummy Morris	0	5
Tavy Diggs	0	7
Michelle Berry	0	3
Aja Holmes	0	1

20+ POINTS	21-22	CAREER
Lauren Heard	1	30
Tavy Diggs	0	2
Yummy Morris	0	2
Aja Holmes	0	1
Okako Adika	0	1

30+ POINTS	21-22	CAREER
Lauren Heard	0	4

3+ 3-POINTERS	21-22	CAREER
Lauren Heard	0	12
Aja Holmes	1	7
Michelle Berry	0	6
Okako Adika	0	6
Aahliyah Jackson	0	4

10+ REBOUNDS	21-22	CAREER
Lauren Heard	1	11
Michelle Berry	0	7
Tavy Diggs	1	1
Okako Adika	0	1

15+ REBOUNDS	21-22	CAREER
Lauren Heard	0	1

5+ ASSISTS	21-22	CAREER
Lauren Heard	1	35
Caroline Germond	0	4
Michelle Berry	0	2
Tavy Diggs	1	1
Okako Adika	0	1

3+ STEALS	21-22	CAREER
Lauren Heard	1	32
Michelle Berry	0	4
Aahliyah Jackson	0	2
Caroline Germond	0	2
Okako Adika	1	1
Yummy Morris	0	1
Okako Adika	0	1
Tavy Diggs	1	1

3+ BLOCKS	21-22	CAREER
Yummy Morris	0	9
Kayla Mokwuah	0	1

DOUBLE-DOUBLES	21-22	CAREER
Lauren Heard	1	10
Michelle Berry	0	4
Tavy Diggs	1	1
Okako Adika	0	1

TCU STREAKS

TEAM

Overall	0
vs. Ranked Teams	0
vs. Unranked Teams	0
Home	0
Home vs. Big 12	0
Home vs. Non-Con	0
Home vs. Ranked	0
Home vs. Unranked	0
Home vs. Unranked Non-Con	0
Road	0
Road vs. Big 12	1
Road vs. Non-Conference	0
Road vs. Ranked	0
Road vs. Unranked	0
Road vs. Unranked Non-Con	0
Neutral	0
Neutral vs. Ranked	0
Neutral vs. Unranked	0



**TCU 2021-22 HIGHS/LOWS****MOST 1ST QUARTER POINTS**

TCU	14	at Tulane	11/17/21
OPP	19	at Tulane	11/17/21

FEWEST 1ST QUARTER POINTS

TCU	8	vs North Carolina	11/21/21
OPP	12	vs Houston Baptist	11/09/21

MOST 2ND QUARTER POINTS

TCU	26	vs Houston Baptist	11/09/21
OPP	18	at Tulane	11/17/21

FEWEST 2ND QUARTER POINTS

TCU	13	at Tulane	11/17/21
OPP	11	vs Houston Baptist	11/09/21

MOST FIRST HALF POINTS

TCU	39	vs Houston Baptist	11/09/21
OPP	37	at Tulane	11/17/21

FEWEST FIRST HALF POINTS

TCU	22	vs North Carolina	11/21/21
OPP	23	vs Houston Baptist	11/09/21

MOST 3RD QUARTER POINTS

TCU	21	vs Houston Baptist	11/09/21
OPP	28	vs North Carolina	11/21/21

FEWEST 3RD QUARTER POINTS

TCU	18	vs North Carolina	11/21/21
OPP	10	at Tulane	11/17/21

MOST 4TH QUARTER POINTS

TCU	20	at Tulane	11/17/21
OPP	27	vs North Carolina	11/21/21

FEWEST 4TH QUARTER POINTS

TCU	6	vs North Carolina	11/21/21
OPP	14	vs Houston Baptist	11/09/21

MOST POINTS IN A GAME

TCU	78 (2x) last, at Tulane	11/17/21
OPP	88 at Tulane	11/17/21

FEWEST POINTS IN A GAME

TCU	46 vs North Carolina	11/21/21
OPP	48 vs Houston Baptist	11/09/21

BIGGEST WIN MARGIN

TCU	30 vs Houston Baptist	11/09/21
OPP	33 vs North Carolina	11/21/21

CLOSEST WIN MARGIN

TCU	30 vs Houston Baptist	11/09/21
OPP	10 at Tulane	11/17/21

SPECIALTY STATISTICS COMPARISON (TCU-OPP)

OPPONENT	OFF T/O	IN PAINT	2ND-CHANCE	FB	BENCH
HOUSTON BAPTIST	18-6	38-22	16-9	18-12	39-18
AT TULANE	14-12	32-30	12-15	10-10	46-10
NORTH CAROLINA	10-11	24-22	1-19	4-9	28-16

TCU STARTERS

OPPONENT	G	G	G/F	F	F/C	RECORD
HOUSTON BAPTIST	HEARD	JACKSON	OKAKO	BERRY	P. MORRIS	1-0
AT TULANE	HEARD	JACKSON	OKAKO	BERRY	P. MORRIS	1-1
NORTH CAROLINA	HEARD	JACKSON	DIGGS	MANU	P. MORRIS	0-1





THE LAST TIME

... A TCU TEAM

Scored 100+ points	W, 112-62 vs. Southeastern La. (12/10/17)
Scored 100+ points in non-overtime game	W, 112-62 vs. Southeastern La. (12/10/17)
Scored 100+ points in a conference game	W, 100-96 (4OT) at Utah (2/10/10)
Scored 100+ points in a Big 12 game	None
Scored 90+ points	W, 96-71, vs. Oklahoma (03/04/20)
Scored 90+ points in a conference game	W, 96-71, vs. Oklahoma (03/04/20)
Played an overtime game	L, 78-88 (2OT), at Tulane (11/17/21)
Won an overtime game	W, 81-78 (OT), vs Kansas (01/17/21)
Played a two overtime game	L, 78-88 (2OT), at Tulane (11/17/21)
Played a three overtime game	L, 111-121 (3OT), vs Hardin-Simmons (11/28/81)
Played a four overtime game	W, 100-96 (4OT), at Utah (02/10/10)
Played consecutive overtime games	None
Held a team to 40 points or less	W, 49-37, vs. Oklahoma State (02/23/20)
Held a team to 20 points or less in a half	14 (1st Half), vs. Oral Roberts (12/22/20)
Shot 60+ percent FG	60.8 (31-51), vs Lamar (03/15/18)
Shot 60+ percent FG in a half	60.0 (21-35) 1st Half, at Kansas (02/08/20)
Held a team to 20 percent FG	15.7 (8-of-51), vs Sam Houston State (11/15/16)
Held a team to 20 percent FG in a half	18.5 (5-of-27) (1st Half), vs Oral Roberts (12/22/20)
Made 10+ 3-pointers	10, at Kansas State (03/01/21)
Made 15+ 3-pointers	18, vs Southeastern La. (12/10/17)
Did not make a 3-pointer	0-of-9, vs UTRGV (01/05/12)
	Active streak of 303 games with a 3-pointer
Held a team to zero 3-pointers	0-of-1, at LSU (12/04/16)
Shot 90 percent FT (min. 10 att.)	95.0 (19-of-20), vs West Virginia (01/30/21)
Attempted 35+ free throws	39, vs Oklahoma (03/03/18)
Made 30+ free throws	32, vs Oklahoma (03/03/18)
Had 30+ assists	33, vs. Southeastern La. (12/10/17)
Had 25+ assists	29, vs. Oklahoma (03/04/20)
Forced 30+ turnovers	30, vs Alcorn State (12/29/18)
Forced 25+ turnovers	28, vs Kansas State (02/01/20)
Had 20+ steals	21, vs Incarnate Word (11/25/20)
Had 15+ steals	21, vs Incarnate Word (11/25/20)
Had 15+ blocks	19, vs UAB (01/16/05)*
	*NCAA Record
Had 10+ blocks	11, vs. Oral Roberts (12/22/20)
Overcame a 10-point deficit to win	vs Kansas (03/11/21)
	Trailed by 11, 11-22, with 1:02 left in 1Q, won 75-72
Overcame a 15-point deficit to win	at Texas Tech (02/06/19)
	Trailed by 15, 50-35, with 4:29 left in 3Q, won 70-63
Overcame a 20-point deficit to win	vs Iowa State (10/07/15)
	Trailed by 24, 51-27, with 16:21 left in second half, won 86-84
Had six players score in double figures	vs Texas Tech (01/07/18)
	Jordan Moore (18), Amy Okonkwo (17), Kianna Ray (13), Toree Thompson (13), Lauren Heard (12), Amber Ramirez (10)
Had five players score in double figures	vs. Kansas (01/17/21)
	Lauren Heard (19), Yummy Morris (16), Aahliyah Jackson (13), Michelle Berry (10), Tavy Diggs (10)
Had two players score 20+ points	vs Kansas (03/11/21)
	Lauren Heard (26), Tavy Diggs (20)
Had three players score 20+ points	vs Stephen F. Austin (03/19/15)
	Jada Butts (21), Veja Hamilton (21), Chelsea Prince (20)
Had two players record double-doubles	vs Texas Tech (01/23/21)
	Lauren Heard (23 pts, 11 reb), Michelle Berry (14 pts, 13 reb)
Beat a ranked team	W, 73-60, vs #25 West Virginia (01/26/20)
Beat a top-10 team	W, 79-77, vs #7 Texas (01/10/18)
Beat a top-5 team	W, 82-73, at #3 California (12/07/08)
Beat a ranked team on the road	W, 65-63, at #25 Texas (01/03/20)
Won consecutive games against ranked teams	W, 76-74 (OT), at #15 West Virginia (1/13/18), W, 79-77, vs #7 Texas (01/10/18)
Was ranked in AP Poll	No. 25 (02/24/20)
Was ranked in Coaches Poll	No. 25 (02/24/20)
Highest AP Poll ranking	13th (02/23/04)
Highest Coaches Poll ranking	15th (03/01/04)
Received votes in AP Poll	Received (2) votes (01/25/21)
Received votes in Coaches Poll	Received (7) votes (03/02/20)





THE LAST TIME

... A TCU PLAYER

Scored 40+ points	43, Emily Carter vs. SMU (11/17/10)
Scored 30+ points	31, Lauren Heard at Oklahoma (03/04/21)
Scored 20+ points	23, Lauren Heard at Tulane (11/17/21)
Scored 20+ points in half	21 (1st half), 31 (total), Lauren Heard at Oklahoma (03/04/21)
Scored 10+ points in 10 or more consecutive games	10, Lauren Heard at Oklahoma State (01/09/21) thru at West Virginia (02/20/21)
Scored 10+ points in 15 or more consecutive games	21, Lauren Heard at SMU (11/20/19) thru at Kansas State (02/19/20)
Scored 20+ points in consecutive games	2, Lauren Heard 35, at Kansas State (03/01/21) thru 31, at Oklahoma (03/04/21)
Scored 20+ points in three or more consecutive games	3, Lauren Heard 27, vs Kansas State (02/10/21) thru 38, at West Virginia (02/20/21)
Scored 20+ points in five or more consecutive games	5, Sandora Irvin vs Oklahoma (12/09/04) thru vs Grambling (12/29/04)
Made 10+ field goals	10, Lauren Heard vs Texas (03/07/21)
Shot 100% FG (min. 5 att.)	5-of-5, Aahlyyah Jackson vs Central Arkansas (11/28/20)
Made 8+ 3-pointers	11, Amber Ramirez vs Southeastern La. (12/10/17)
Made 5+ 3-pointers	5, Lauren Heard at Kansas State (03/01/21)
Made 15+ free throws	16, Emily Carter vs SMU (11/17/10)
Made 10+ free throws	13, Lauren Heard vs Kansas (03/11/21)
Had 20+ rebounds	21, Sandora Irvin vs USF (02/09/11)
Had 15+ rebounds	15, Lauren Heard vs. Oklahoma State (02/23/20)
Had a double-double	Tavy Diggs [15 points, 11 rebounds] at Tulane (11/17/21)
Had consecutive double-doubles	3, Amy Okonkwo 36 pts, 14 reb at Arkansas (3/28/19) thru (22 pts, 11 reb) at Arizona (04/03/19)
Had double-double in three or more consecutive games	3, Amy Okonkwo 36 pts, 14 reb at Arkansas (3/28/19) thru (22 pts, 11 reb) at Arizona (04/03/19)
Had double-double in four or more consecutive games	4, Sandora Irvin at Utah (12/19/04) thru vs UT Arlington (01/02/05)
Had double-double in five or more consecutive games	15, Sandora Irvin vs Cincinnati (1/25/04) thru vs Georgia (03/22/04)
Had a triple-double	Helena Sverrisdottir [16 points, 11 assists, 10 rebounds] vs Oral Roberts (03/17/11) (Three in TCU history)
Had 13+ assists	13, Zahna Medley vs Oklahoma (01/09/13)
Had 10+ assists	10, Kianna Ray vs Duquesne (11/06/18)
Had 10+ steals	11, Lauren Heard at Oklahoma (03/04/21)
Had 7+ steals	11, Lauren Heard at Oklahoma (03/04/21)
Had 5+ steals	11, Lauren Heard at Oklahoma (03/04/21)
Had 10+ blocks	10, Latrica Lovings vs Stephen F. Austin (12/04/13)
Had 5+ blocks	5, Jordan Moore vs Kansas State (02/23/19)
Played every minute in a game	Lauren Heard (40:00), at Iowa State (02/13/21)
Played more than 40 min.	Lauren Heard (41:52), at Kansas State (03/01/21)



**CAROLINE
GERMOND**

5-7 | G | SR.

ANGERS, FRANCE | SOUTH PLAINS COLLEGE

0

**CAROLINE GERMOND'S 2021-22 GAME-BY-GAME STATISTICS**

DATE	OPPONENT	GS	MIN	FG	%	3FG	%	FT	%	O	D	T	AVG	PF	A	TO	B	S	PT	
11/09	Houston Baptist	-	-	-	-	-	-	-	-	DNP	-	-	-	-	-	-	-	-	-	-
11/17	at Tulane	-	-	-	-	-	-	-	-	DNP	-	-	-	-	-	-	-	-	-	-
11/21	UNC	-	-	-	-	-	-	-	-	DNP	-	-	-	-	-	-	-	-	-	-
11/26	at St. Mary's																			
11/27	vs. Cal Baptist																			
12/01	Southeastern Louisiana																			
12/05	Florida																			
12/12	Texas A&M																			
12/19	Incarnate Word																			
12/21	UC Riverside																			
12/29	Davidson																			
01/02	Kansas																			
01/05	at Baylor																			
01/08	at Iowa State																			
01/12	Oklahoma State																			
01/15	at Oklahoma																			
01/19	Texas Tech																			
01/22	Texas																			
01/29	at Kansas State																			
02/02	West Virginia																			
02/05	at Kansas																			
02/09	at Oklahoma State																			
02/12	Iowa State																			
02/16	at West Virginia																			
02/19	Baylor																			
02/23	Oklahoma																			
02/26	at Texas																			
03/02	at Texas Tech																			
03/05	Kansas State																			

CAROLINE GERMOND'S SEASON/CAREER HIGHS

POINTS										BLOCKS										
2021-22:	--									2021-22:	--									--
Career:	10					Middle Tennessee (12/13/20)				Career:	1 (3x)									last, Texas Tech (01/23/21)
REBOUNDS										STEALS										
2021-22:	--									2021-22:	--									--
Career:	5					Texas Tech (01/23/21)				Career:	6									Incarnate Word (11/25/20)
ASSISTS																				
2021-22:	--																			
Career:	8					Kansas (01/17/21)														

CAROLINE GERMOND'S CAREER STATISTICS

SEASON	TEAM	GP-GS	MIN/AVG	Field Goals		3-Point		F-Throws		Rebounds				Scoring						
				FG-FGA	FG%	3FG-FGA	3FG%	FT-FTA	FT%	OFF	DEF	TOT	AVG	PF-FO	AST	TO	BLK	STL	PTS	AVG
2020-21	TCU	25-13	572/22.9	36-131	.275	13-59	.220	6-10	.600	10	41	51	2.0	64-0	78	39	3	20	91	3.6
TOTAL		25-13	572/22.9	36-131	.275	13-59	.220	6-10	.600	10	41	51	2.0	64-0	78	39	3	20	91	3.6





AAHLIYAH JACKSON

5-10 | G | GR.

FT. SMITH, ARK. | NORTHSIDE HIGH SCHOOL (TEXAS A&M)



AAHLIYAH JACKSON'S 2021-22 GAME-BY-GAME STATISTICS

DATE	OPPONENT	GS	MIN	FG	%	3FG	%	FT	%	O	D	T	AVG	PF	A	TO	B	S	PT
11/09	Houston Baptist	*	31	4-8	.500	2-6	.333	2-3	.667	0	6	6	6.0	1	3	1	0	2	12
11/17	at Tulane	*	32	1-2	.500	1-2	.500	0-0	.000	0	2	2	4.0	4	2	1	0	2	3
11/21	UNC	*	28	0-2	.000	0-2	.000	0-0	.000	0	5	5	4.3	2	2	1	0	0	0
11/26	at St. Mary's																		
11/27	vs. Cal Baptist																		
12/01	Southeastern Louisiana																		
12/05	Florida																		
12/12	Texas A&M																		
12/19	Incarnate Word																		
12/21	UC Riverside																		
12/29	Davidson																		
01/02	Kansas																		
01/05	at Baylor																		
01/08	at Iowa State																		
01/12	Oklahoma State																		
01/15	at Oklahoma																		
01/19	Texas Tech																		
01/22	Texas																		
01/29	at Kansas State																		
02/02	West Virginia																		
02/05	at Kansas																		
02/09	at Oklahoma State																		
02/12	Iowa State																		
02/16	at West Virginia																		
02/19	Baylor																		
02/23	Oklahoma																		
02/26	at Texas																		
03/02	at Texas Tech																		
03/05	Kansas State																		

AAHLIYAH JACKSON'S SEASON/CAREER HIGHS

POINTS																				
2021-22:	12			Houston Baptist (11/09/21)																
Career:	13 (3x)			last, Kansas (01/17/21)																
REBOUNDS																				
2021-22:	6			Houston Baptist (11/09/21)																
Career:	8			Texas Tech (01/23/21)																
ASSISTS																				
2021-22:	3			Houston Baptist (11/09/21)																
Career:	4			Kansas (01/17/21)																
BLOCKS																				
2021-22:	--																			
Career:	2 (2x)			last, Oral Roberts (12/22/20)																
STEALS																				
2021-22:	2 (2x)			last, at Tulane (11/17/21)																
Career:	3 (3x)			last, Baylor (01/02/21)																

AAHLIYAH JACKSON'S CAREER STATISTICS

SEASON	TEAM	GP-GS	MIN/AVG	Field Goals		3-Point		F-Throws		Rebounds				Scoring						
				FG-FGA	FG%	3FG-3FGA	3FG%	FT-FTA	FT%	OFF	DEF	TOT	AVG	PF-FO	A	TO	BLK	STL	PTS	AVG
2016-17	TA&M	21-0	136/6.5	6-25	.240	1-9	.111	8-12	.667	8	12	20	1.0	17-0	4	5	1	4	21	1.0
2017-18	TA&M	3-0	17/5.7	2-3	.667	0-0	.000	0-0	.000	0	3	3	1.0	6-0	0	0	0	0	4	1.3
2018-19	TA&M	19-2	159/8.4	8-23	.348	0-1	.000	20-22	.909	14	22	36	1.9	19-0	8	10	2	5	36	1.9
2019-20	TA&M	22-0	120/5.5	7-15	.467	1-3	.333	3-8	.375	12	12	24	1.1	9-0	5	8	0	2	18	0.8
2020-21	TCU	24-24	671/28.0	42-139	.302	26-79	.329	23-41	.561	15	60	75	3.1	63-1	29	31	12	22	133	5.5
2021-22	TCU	2-2	63/31.3	5-10	.500	3-8	.375	2-3	.667	0	8	8	4.0	5-0	5	2	0	4	15	7.5
TOTAL FOR TCU		26-26	734/28.2	47-149	.315	29-87	.333	25-44	.568	15	68	83	3.2	68-1	34	33	12	26	148	5.7
TOTAL		91-28	1166/12.8	70-215	.326	31-100	.310	56-86	.651	49	117	166	1.8	119-1	51	56	15	37	227	2.5





**TARA
MANUMALEUGA**

5-10 | G | JR.

QUEENSLAND, AUSTRALIA | HILLCREST CHRISTIAN COLLEGE (ARIZONA)

2



TARA MANUMALEUGA'S 2021-22 GAME-BY-GAME STATISTICS

DATE	OPPONENT	GS	MIN	FG	%	3FG	%	FT	%	O	D	T	AVG	PF	A	TO	B	S	PT
11/09	Houston Baptist		26	3-13	.231	2-10	.200	1-2	.500	1	3	4	4.0	3	1	4	0	3	9
11/17	at Tulane		5	2-3	.667	2-3	.667	0-0	.000	0	0	0	2.0	0	0	1	0	0	6
11/21	UNC	*	22	4-11	.364	1-8	.125	0-0	.000	1	2	3	2.3	2	0	1	0	0	9
11/26	at St. Mary's																		
11/27	vs. Cal Baptist																		
12/01	Southeastern Louisiana																		
12/05	Florida																		
12/12	Texas A&M																		
12/19	Incarnate Word																		
12/21	UC Riverside																		
12/29	Davidson																		
01/02	Kansas																		
01/05	at Baylor																		
01/08	at Iowa State																		
01/12	Oklahoma State																		
01/15	at Oklahoma																		
01/19	Texas Tech																		
01/22	Texas																		
01/29	at Kansas State																		
02/02	West Virginia																		
02/05	at Kansas																		
02/09	at Oklahoma State																		
02/12	Iowa State																		
02/16	at West Virginia																		
02/19	Baylor																		
02/23	Oklahoma																		
02/26	at Texas																		
03/02	at Texas Tech																		
03/05	Kansas State																		

TARA MANUMALEUGA'S SEASON/CAREER HIGHS

POINTS	2021-22: 9 (2x) last, North Carolina (11/21/21)	BLOCKS	2021-22: --	--
Career: 9 (4x) last, North Carolina (11/21/21)	Career: 1 (3x) last, Idaho (12/23/20)*			
REBOUNDS	2021-22: 4 Houston Baptist (11/09/21)	STEALS	2021-22: 3 Houston Baptist (11/09/21)	
Career: 4 (3x) last, Houston Baptist (11/09/21)	Career: 3 Houston Baptist (11/09/21)			
ASSISTS	2021-22: 1 Houston Baptist (11/09/21)	* - at Arizona		
Career: 2 Monmouth (12/02/19)*				

TARA MANUMALEUGA'S CAREER STATISTICS

SEASON	TEAM	GP-GS	MIN/AVG	Field Goals		3-Point		F-Throws		Rebounds				Scoring						
				FG-FGA	FG%	3FG-3FGA	3FG%	FT-FTA	FT%	OFF	DEF	TOT	AVG	PF-FO	A	TO	BLK	STL	PTS	AVG
2019-20	UA	17-0	94/5.6	14-33	.424	10-20	.500	2-4	.500	7	16	23	1.4	9-0	6	10	1	3	40	2.4
2020-21	UA	9-0	28/3.1	3-11	.273	3-8	.375	1-2	.500	0	1	1	0.1	0-0	2	2	2	1	10	1.1
2021-22	TCU	2-0	31/15.3	5-16	.313	4-13	.308	1-2	.500	1	3	4	2.0	3-0	1	5	0	3	15	7.5
TOTAL FOR TCU		2-0	31/15.3	5-16	.313	4-13	.308	1-2	.500	1	3	4	2.0	3-0	1	5	0	3	15	7.5
TOTAL		28-0	153/5.5	22-60	.367	17-41	.415	4-8	.500	8	20	28	1.0	12-0	9	17	3	7	65	2.3





**MARIAH
ROBERTS**

5-8 | G | FR.

FORT WORTH, TEXAS | ARLINGTON MARTIN HIGH SCHOOL

3



MARIAH ROBERTS' 2021-22 GAME-BY-GAME STATISTICS

DATE	OPPONENT	GS	MIN	FG	%	3FG	%	FT	%	O	D	T	AVG	PF	A	TO	B	S	PT
11/09	Houston Baptist	-	-	-	-	-	-	-	-	DNP	-	-	-	-	-	-	-	-	-
11/17	at Tulane	-	-	-	-	-	-	-	-	DNP	-	-	-	-	-	-	-	-	-
11/21	UNC	-	-	-	-	-	-	-	-	DNP	-	-	-	-	-	-	-	-	-
11/26	at St. Mary's	-	-	-	-	-	-	-	-	-	-	-	-	-	-	-	-	-	-
11/27	vs. Cal Baptist	-	-	-	-	-	-	-	-	-	-	-	-	-	-	-	-	-	-
12/01	Southeastern Louisiana	-	-	-	-	-	-	-	-	-	-	-	-	-	-	-	-	-	-
12/05	Florida	-	-	-	-	-	-	-	-	-	-	-	-	-	-	-	-	-	-
12/12	Texas A&M	-	-	-	-	-	-	-	-	-	-	-	-	-	-	-	-	-	-
12/19	Incarnate Word	-	-	-	-	-	-	-	-	-	-	-	-	-	-	-	-	-	-
12/21	UC Riverside	-	-	-	-	-	-	-	-	-	-	-	-	-	-	-	-	-	-
12/29	Davidson	-	-	-	-	-	-	-	-	-	-	-	-	-	-	-	-	-	-
01/02	Kansas	-	-	-	-	-	-	-	-	-	-	-	-	-	-	-	-	-	-
01/05	at Baylor	-	-	-	-	-	-	-	-	-	-	-	-	-	-	-	-	-	-
01/08	at Iowa State	-	-	-	-	-	-	-	-	-	-	-	-	-	-	-	-	-	-
01/12	Oklahoma State	-	-	-	-	-	-	-	-	-	-	-	-	-	-	-	-	-	-
01/15	at Oklahoma	-	-	-	-	-	-	-	-	-	-	-	-	-	-	-	-	-	-
01/19	Texas Tech	-	-	-	-	-	-	-	-	-	-	-	-	-	-	-	-	-	-
01/22	Texas	-	-	-	-	-	-	-	-	-	-	-	-	-	-	-	-	-	-
01/29	at Kansas State	-	-	-	-	-	-	-	-	-	-	-	-	-	-	-	-	-	-
02/02	West Virginia	-	-	-	-	-	-	-	-	-	-	-	-	-	-	-	-	-	-
02/05	at Kansas	-	-	-	-	-	-	-	-	-	-	-	-	-	-	-	-	-	-
02/09	at Oklahoma State	-	-	-	-	-	-	-	-	-	-	-	-	-	-	-	-	-	-
02/12	Iowa State	-	-	-	-	-	-	-	-	-	-	-	-	-	-	-	-	-	-
02/16	at West Virginia	-	-	-	-	-	-	-	-	-	-	-	-	-	-	-	-	-	-
02/19	Baylor	-	-	-	-	-	-	-	-	-	-	-	-	-	-	-	-	-	-
02/23	Oklahoma	-	-	-	-	-	-	-	-	-	-	-	-	-	-	-	-	-	-
02/26	at Texas	-	-	-	-	-	-	-	-	-	-	-	-	-	-	-	-	-	-
03/02	at Texas Tech	-	-	-	-	-	-	-	-	-	-	-	-	-	-	-	-	-	-
03/05	Kansas State	-	-	-	-	-	-	-	-	-	-	-	-	-	-	-	-	-	-

MARIAH ROBERTS' SEASON/CAREER HIGHS

POINTS				BLOCKS			
2021-22	--		--	2021-22	--		--
Career:	--		--	Career:	--		--
REBOUNDS				STEALS			
2021-22	--		--	2021-22	--		--
Career:	--		--	Career:	--		--
ASSISTS							
2021-22	--		--				
Career:	--		--				

MARIAH ROBERTS' CAREER STATISTICS

Placeholder for Mariah Roberts' Career Statistics table.





**OKAKO "KOKO"
ADIKA**

6-0 | G/F | SR.

HOLSTEVRO, DENMARK | LEMVIG GYMNASIUM (BUTLER)

4



OKAKO ADIKA'S 2021-22 GAME-BY-GAME STATISTICS

DATE	OPPONENT	GS	MIN	FG	%	3FG	%	FT	%	O	D	T	AVG	PF	A	TO	B	S	PT
11/09	Houston Baptist	*	20	1-3	.333	0-1	.000	2-2	1.000	5	4	9	9.0	4	1	1	0	3	4
11/17	at Tulane	*	10	0-4	.000	0-3	.000	0-0	.000	1	1	2	5.5	2	2	0	0	1	0
11/21	UNC		12	2-4	.500	0-0	.000	0-0	.000	0	1	1	4.0	3	0	1	0	0	4
11/26	at St. Mary's																		
11/27	vs. Cal Baptist																		
12/01	Southeastern Louisiana																		
12/05	Florida																		
12/12	Texas A&M																		
12/19	Incarnate Word																		
12/21	UC Riverside																		
12/29	Davidson																		
01/02	Kansas																		
01/05	at Baylor																		
01/08	at Iowa State																		
01/12	Oklahoma State																		
01/15	at Oklahoma																		
01/19	Texas Tech																		
01/22	Texas																		
01/29	at Kansas State																		
02/02	West Virginia																		
02/05	at Kansas																		
02/09	at Oklahoma State																		
02/12	Iowa State																		
02/16	at West Virginia																		
02/19	Baylor																		
02/23	Oklahoma																		
02/26	at Texas																		
03/02	at Texas Tech																		
03/05	Kansas State																		

OKAKO ADIKA'S SEASON/CAREER HIGHS

POINTS	2021-22: 4 (2x) last, North Carolina (11/21/21)	BLOCKS	2021-22: --
Career: 29 Providence (12/05/20)*	Career: 2 (2x) last, at Villanova (02/16/21)*		
REBOUNDS	2021-22: 9 Houston Baptist (11/09/21)	STEALS	2021-22: 3 Houston Baptist (11/09/21)
Career: 10 vs. Providence (03/05/21)*	Career: 3 (2x) last, Houston Baptist (11/09/21)		
ASSISTS	2021-22: 2 at Tulane (11/17/21)	* - at Butler	
Career: 5 Georgetown (01/13/21)*			

OKAKO ADIKA'S CAREER STATISTICS

SEASON	TEAM	GP-GS	MIN/AVG	Field Goals		3-Point		F-Throws		Rebounds				Scoring						
				FG-FGA	FG%	3FG-3FGA	3FG%	FT-FTA	FT%	OFF	DEF	TOT	AVG	PF-FO	A	TO	BLK	STL	PTS	AVG
2020-21	Butler	19-19	566/29.8	98-202	.485	33-74	.446	33-40	.825	35	73	108	5.7	50-1	22	45	8	21	262	13.8
2021-22	TCU	2-2	30/14.8	1-7	.143	0-4	.000	2-2	1.000	6	5	11	5.5	6-0	3	1	0	4	4	2.0
TOTAL FOR TCU		2-2	30/14.8	1-7	.143	0-4	.000	2-2	1.000	6	5	11	5.5	6-0	3	1	0	4	4	2.0
TOTAL		21-21	596/28.4	99-209	.474	33-78	.423	35-42	.833	41	78	119	5.7	56-1	25	46	8	25	266	12.7



**YUMMY
MORRIS**

6-3 | F | SR.

NORTH LITTLE ROCK, ARK. | NORTH LITTLE ROCK HIGH SCHOOL

5**YUMMY MORRIS' 2021-22 GAME-BY-GAME STATISTICS**

DATE	OPPONENT	GS	MIN	FG	%	3FG	%	FT	%	O	D	T	AVG	PF	A	TO	B	S	PT
11/09	Houston Baptist		17	4-9	.444	0-0	.000	0-0	.000	2	4	6	6.0	2	1	0	0	0	8
11/17	at Tulane		22	3-6	.500	0-0	.000	1-2	.500	5	2	7	6.5	1	0	2	0	0	7
11/21	UNC		22	2-5	.400	0-0	.000	2-2	1.000	0	3	3	5.3	4	2	1	1	0	6
11/26	at St. Mary's																		
11/27	vs. Cal Baptist																		
12/01	Southeastern Louisiana																		
12/05	Florida																		
12/12	Texas A&M																		
12/19	Incarnate Word																		
12/21	UC Riverside																		
12/29	Davidson																		
01/02	Kansas																		
01/05	at Baylor																		
01/08	at Iowa State																		
01/12	Oklahoma State																		
01/15	at Oklahoma																		
01/19	Texas Tech																		
01/22	Texas																		
01/29	at Kansas State																		
02/02	West Virginia																		
02/05	at Kansas																		
02/09	at Oklahoma State																		
02/12	Iowa State																		
02/16	at West Virginia																		
02/19	Baylor																		
02/23	Oklahoma																		
02/26	at Texas																		
03/02	at Texas Tech																		
03/05	Kansas State																		

YUMMY MORRIS' SEASON/CAREER HIGHS

POINTS																				
2021-22:	8			Houston Baptist (11/09/21)																
Career:	26			Incarnate Word (11/25/20)																
REBOUNDS																				
2021-22:	7			at Tulane (11/17/21)																
Career:	9 (2x)			last, Central Arkansas (11/28/20)																
ASSISTS																				
2021-22:	2			North Carolina (11/21/21)																
Career:	3			Oral Roberts (12/22/20)																
BLOCKS																				
2021-22:	1			North Carolina (11/21/21)																
Career:	4 (2x)			last, Oral Roberts (12/22/20)																
STEALS																				
2021-22:	--			--																
Career:	3			Mississippi Valley State (11/11/18)																

YUMMY MORRIS' CAREER STATISTICS

SEASON	TEAM	GP-GS	MIN/AVG	Field Goals		3-Point		F-Throws		Rebounds				Scoring						
				FG-FGA	FG%	3FG-3FGA	3FG%	FT-FTA	FT%	OFF	DEF	TOT	AVG	PF-FO	A	TO	BLK	STL	PTS	AVG
2018-19	TCU	25-0	170/6.8	24-51	.471	0-0	.000	30-41	.732	19	34	53	2.1	26-0	3	22	18	6	78	3.1
2019-20	TCU	29-0	257/8.9	37-86	.430	0-0	.000	14-20	.700	37	39	76	2.6	46-0	7	27	16	13	88	3.0
2020-21	TCU	25-16	481/19.2	76-150	.507	0-0	.000	34-39	.872	36	77	113	4.5	55-1	17	39	21	10	186	7.4
2021-22	TCU	2-0	39/19.4	7-15	.467	0-0	.000	1-2	.500	7	6	13	6.5	3-0	1	2	0	0	15	7.5
TOTAL		81-16	947/11.7	144-302	.477	0-0	.000	79-102	.775	99	156	255	3.1	130-1	28	90	55	29	367	4.5



**PAIGE
BRADLEY**

5-10 | G | FR.

DALLAS, TEXAS | BISHOP LYNCH HIGH SCHOOL

10**PAIGE BRADLEY'S 2021-22 GAME-BY-GAME STATISTICS**

DATE	OPPONENT	GS	MIN	FG	%	3FG	%	FT	%	O	D	T	AVG	PF	A	TO	B	S	PT	
11/09	Houston Baptist	-	-	-	-	-	-	-	-	DNP	-	-	-	-	-	-	-	-	-	-
11/17	at Tulane		15	1-4	.250	1-2	.500	2-2	1.000	0	2	2	2.0	0	2	1	0	1	5	
11/21	UNC		19	1-6	.167	1-5	.200	0-0	.000	0	0	0	1.0	2	0	1	0	0	3	
11/26	at St. Mary's																			
11/27	vs. Cal Baptist																			
12/01	Southeastern Louisiana																			
12/05	Florida																			
12/12	Texas A&M																			
12/19	Incarnate Word																			
12/21	UC Riverside																			
12/29	Davidson																			
01/02	Kansas																			
01/05	at Baylor																			
01/08	at Iowa State																			
01/12	Oklahoma State																			
01/15	at Oklahoma																			
01/19	Texas Tech																			
01/22	Texas																			
01/29	at Kansas State																			
02/02	West Virginia																			
02/05	at Kansas																			
02/09	at Oklahoma State																			
02/12	Iowa State																			
02/16	at West Virginia																			
02/19	Baylor																			
02/23	Oklahoma																			
02/26	at Texas																			
03/02	at Texas Tech																			
03/05	Kansas State																			

PAIGE BRADLEY'S SEASON/CAREER HIGHS

POINTS																				
2021-22	5																			
Career:	5																			
REBOUNDS																				
2021-22	2																			
Career:	2																			
ASSISTS																				
2021-22	2																			
Career:	2																			
BLOCKS																				
2021-22	--																			
Career:	--																			
STEALS																				
2021-22	1																			
Career:	1																			

PAIGE BRADLEY'S CAREER STATISTICS

SEASON	TEAM	GP-GS	MIN/AVG	Field Goals		3-Point		F-Throws		Rebounds				Scoring						
				FG-FGA	FG%	3FG-3FGA	3FG%	FT-FTA	FT%	OFF	DEF	TOT	AVG	PF-FO	A	TO	BLK	STL	PTS	AVG
2021-22	TCU	1-0	15/15.3	1-4	.250	1-2	.500	2-2	1.000	0	2	2	2.0	0-0	2	1	0	1	5	5.0
TOTAL		1-0	15/15.3	1-4	.250	1-2	.500	2-2	1.000	0	2	2	2.0	0-0	2	1	0	1	5	5.0





**TAVY
DIGGS**

6-2 | G/F | JR.

RICHARDSON, TEXAS | PLANO EAST HIGH SCHOOL

13



TAVY DIGGS' 2021-22 GAME-BY-GAME STATISTICS

DATE	OPPONENT	GS	MIN	FG	%	3FG	%	FT	%	O	D	T	AVG	PF	A	TO	B	S	PT
11/09	Houston Baptist		29	3-11	.273	0-2	.000	4-4	1.000	2	5	7	7.0	3	6	3	2	2	10
11/17	at Tulane		38	6-14	.429	0-1	.000	3-6	.500	1	10	11	9.0	3	1	3	0	1	15
11/21	UNC	*	18	2-7	.286	0-0	.000	1-2	.500	0	3	3	7.0	1	0	4	0	3	5
11/26	at St. Mary's																		
11/27	vs. Cal Baptist																		
12/01	Southeastern Louisiana																		
12/05	Florida																		
12/12	Texas A&M																		
12/19	Incarnate Word																		
12/21	UC Riverside																		
12/29	Davidson																		
01/02	Kansas																		
01/05	at Baylor																		
01/08	at Iowa State																		
01/12	Oklahoma State																		
01/15	at Oklahoma																		
01/19	Texas Tech																		
01/22	Texas																		
01/29	at Kansas State																		
02/02	West Virginia																		
02/05	at Kansas																		
02/09	at Oklahoma State																		
02/12	Iowa State																		
02/16	at West Virginia																		
02/19	Baylor																		
02/23	Oklahoma																		
02/26	at Texas																		
03/02	at Texas Tech																		
03/05	Kansas State																		

TAVY DIGGS' SEASON/CAREER HIGHS

POINTS																				
2021-22:	15																			at Tulane (11/17/21)
Career:	22																			vs. Baylor (03/12/21)
REBOUNDS																				
2021-22:	11																			at Tulane (11/17/21)
Career:	11																			at Tulane (11/17/21)
ASSISTS																				
2021-22:	6																			Houston Baptist (11/09/21)
Career:	6																			Houston Baptist (11/09/21)
BLOCKS																				
2021-22:	2																			Houston Baptist (11/09/21)
Career:	2 (3x)																			last, Houston Baptist (11/09/21)
STEALS																				
2021-22:	3																			North Carolina (11/21/21)
Career:	3																			North Carolina (11/21/21)

TAVY DIGGS' CAREER STATISTICS

SEASON	TEAM	GP-GS	MIN/AVG	Field Goals		3-Point		F-Throws		Rebounds				Scoring						
				FG-FGA	FG%	3FG-3FGA	3FG%	FT-FTA	FT%	OFF	DEF	TOT	AVG	PF-FO	A	TO	BLK	STL	PTS	AVG
2019-20	TCU	12-0	41/3.4	5-11	.455	0-0	.000	1-3	.333	2	12	14	1.2	6-0	0	8	1	1	11	0.9
2020-21	TCU	25-12	546/21.9	106-212	.500	5-20	.250	22-33	.667	24	66	90	3.6	66-3	41	41	6	17	239	9.6
2021-22	TCU	2-0	67/33.6	9-25	.360	0-3	.000	7-10	.700	3	15	18	9.0	6-0	7	6	2	3	25	12.5
TOTAL		39-12	654/16.8	120-248	.484	5-23	.217	30-46	.652	29	93	122	3.1	78-3	48	55	9	21	275	7.1





**EVIE
GOETZ**

G-1 | F | FR.

DENTON, TEXAS | GUYER HIGH SCHOOL

14



EVIE GOETZ'S 2021-22 GAME-BY-GAME STATISTICS

DATE	OPPONENT	GS	MIN	FG	%	3FG	%	FT	%	O	D	T	AVG	PF	A	TO	B	S	PT
11/09	Houston Baptist	-	-	-	-	-	-	-	-	DNP	-	-	-	-	-	-	-	-	-
11/17	at Tulane	-	-	-	-	-	-	-	-	DNP	-	-	-	-	-	-	-	-	-
11/21	UNC	-	-	-	-	-	-	-	-	DNP	-	-	-	-	-	-	-	-	-
11/26	at St. Mary's																		
11/27	vs. Cal Baptist																		
12/01	Southeastern Louisiana																		
12/05	Florida																		
12/12	Texas A&M																		
12/19	Incarnate Word																		
12/21	UC Riverside																		
12/29	Davidson																		
01/02	Kansas																		
01/05	at Baylor																		
01/08	at Iowa State																		
01/12	Oklahoma State																		
01/15	at Oklahoma																		
01/19	Texas Tech																		
01/22	Texas																		
01/29	at Kansas State																		
02/02	West Virginia																		
02/05	at Kansas																		
02/09	at Oklahoma State																		
02/12	Iowa State																		
02/16	at West Virginia																		
02/19	Baylor																		
02/23	Oklahoma																		
02/26	at Texas																		
03/02	at Texas Tech																		
03/05	Kansas State																		

EVIE GOETZ'S SEASON/CAREER HIGHS

POINTS						BLOCKS					
2021-22	--				--	2021-22	--				--
Career:	--				--	Career:	--				--
REBOUNDS						STEALS					
2021-22	--				--	2021-22	--				--
Career:	--				--	Career:	--				--
ASSISTS											
2021-22	--				--						
Career:	--				--						

EVIE GOETZ'S CAREER STATISTICS

Placeholder for Evie Goetz's career statistics.



**AJA
HOLMES**

5-8 | G | SO.

CIBOLO, TEXAS | STEELE HIGH SCHOOL

15**AJA HOLMES' 2021-22 GAME-BY-GAME STATISTICS**

DATE	OPPONENT	GS	MIN	FG	%	3FG	%	FT	%	O	D	T	AVG	PF	A	TO	B	S	PT	
11/09	Houston Baptist	-	-	-	-	-	-	-	-	DNP	-	-	-	-	-	-	-	-	-	-
11/17	at Tulane		25	4-11	.364	3-10	.300	2-2	1.000	0	1	1	1.0	0	0	0	0	1	13	
11/21	UNC		22	2-8	.250	2-7	.286	2-3	.667	0	0	0	0.5	1	0	0	0	0	8	
11/26	at St. Mary's																			
11/27	vs. Cal Baptist																			
12/01	Southeastern Louisiana																			
12/05	Florida																			
12/12	Texas A&M																			
12/19	Incarnate Word																			
12/21	UC Riverside																			
12/29	Davidson																			
01/02	Kansas																			
01/05	at Baylor																			
01/08	at Iowa State																			
01/12	Oklahoma State																			
01/15	at Oklahoma																			
01/19	Texas Tech																			
01/22	Texas																			
01/29	at Kansas State																			
02/02	West Virginia																			
02/05	at Kansas																			
02/09	at Oklahoma State																			
02/12	Iowa State																			
02/16	at West Virginia																			
02/19	Baylor																			
02/23	Oklahoma																			
02/26	at Texas																			
03/02	at Texas Tech																			
03/05	Kansas State																			

AJA HOLMES' SEASON/CAREER HIGHS

POINTS																				
2021-22	13																			
Career:	20																			
REBOUNDS																				
2021-22	1																			
Career:	3																			
ASSISTS																				
2021-22	--																			
Career:	4																			
BLOCKS																				
2021-22	--																			
Career:	1																			
STEALS																				
2021-22	1																			
Career:	2 (2x)																			

AJA HOLMES' CAREER STATISTICS

SEASON	TEAM	GP-GS	MIN/AVG	Field Goals		3-Point		F-Throws		Rebounds				Scoring						
				FG-FGA	FG%	3FG-3FGA	3FG%	FT-FTA	FT%	OFF	DEF	TOT	AVG	PF-FO	A	TO	BLK	STL	PTS	AVG
2020-21	TCU	25-4	481/19.2	46-132	.348	39-120	.325	9-10	.900	1	18	19	0.8	29-0	12	16	1	8	140	5.6
2021-22	TCU	1-0	25/25.3	4-11	.364	3-10	.300	2-2	1.000	0	1	1	1.0	0-0	0	0	0	1	13	13.0
TOTAL		26-4	506/19.5	50-143	.350	42-130	.323	11-12	.917	1	19	20	0.8	29-0	12	16	1	9	153	5.9





**LAUREN
HEARD**

5-9 | G | GR.

DENTON, TEXAS | GUYER HIGH SCHOOL

20



LAUREN HEARD'S 2021-22 GAME-BY-GAME STATISTICS

DATE	OPPONENT	GS	MIN	FG	%	3FG	%	FT	%	O	D	T	AVG	PF	A	TO	B	S	PT
11/09	Houston Baptist	*	27	7-13	.538	0-1	.000	2-2	1.000	3	7	10	10.0	0	3	2	0	3	16
11/17	at Tulane	*	39	8-25	.320	1-3	.333	6-8	.750	2	7	9	9.5	3	5	1	0	2	23
11/21	UNC	*	18	2-7	.286	0-2	.000	0-0	.000	0	3	3	7.3	5	0	3	0	2	4
11/26	at St. Mary's																		
11/27	vs. Cal Baptist																		
12/01	Southeastern Louisiana																		
12/05	Florida																		
12/12	Texas A&M																		
12/19	Incarnate Word																		
12/21	UC Riverside																		
12/29	Davidson																		
01/02	Kansas																		
01/05	at Baylor																		
01/08	at Iowa State																		
01/12	Oklahoma State																		
01/15	at Oklahoma																		
01/19	Texas Tech																		
01/22	Texas																		
01/29	at Kansas State																		
02/02	West Virginia																		
02/05	at Kansas																		
02/09	at Oklahoma State																		
02/12	Iowa State																		
02/16	at West Virginia																		
02/19	Baylor																		
02/23	Oklahoma																		
02/26	at Texas																		
03/02	at Texas Tech																		
03/05	Kansas State																		

LAUREN HEARD'S SEASON/CAREER HIGHS

POINTS	2021-22:	23	at Tulane (11/17/21)	BLOCKS	2021-22:	--	--
	Career:	38	at West Virginia (02/20/21)		Career:	1 (9x)	last, Texas Tech (01/23/21)
REBOUNDS	2021-22:	10	Houston Baptist (11/09/21)	STEALS	2021-22:	3	Houston Baptist (11/09/21)
	Career:	15	Oklahoma State (02/23/20)		Career:	11	at Oklahoma (03/04/21)
ASSISTS	2021-22:	5	at Tulane (11/17/21)				
	Career:	9 (2x)	last, at Iowa State (02/13/21)				

LAUREN HEARD'S CAREER STATISTICS

SEASON	TEAM	GP-GS	MIN/AVG	Field Goals		3-Point		F-Throws		Rebounds				Scoring						
				FG-FGA	FG%	3FG-3FGA	3FG%	FT-FTA	FT%	OFF	DEF	TOT	AVG	PF-FO	A	TO	BLK	STL	PTS	AVG
2017-18	TCU	36-6	709/19.7	70-187	.374	20-61	.328	63-86	.733	26	81	107	3.0	75-0	61	56	1	37	223	6.2
2018-19	TCU	35-34	992/28.4	92-293	.314	28-107	.262	91-140	.650	33	126	159	4.5	75-1	113	84	2	63	303	8.7
2019-20	TCU	29-29	891/30.7	166-425	.391	31-86	.360	171-227	.753	58	134	192	6.6	80-1	117	111	3	62	534	18.4
2020-21	TCU	25-25	892/35.7	169-423	.400	34-113	.301	159-219	.726	36	141	177	7.1	54-1	121	89	3	64	531	21.2
2021-22	TCU	2-2	65/32.5	15-38	.395	1-4	.250	8-10	.800	5	14	19	9.5	3-0	8	3	0	5	39	19.5
TOTAL		127-96	3549/27.9	512-1366	.375	114-371	.307	492-682	.721	158	496	654	5.1	287-3	420	343	9	231	1630	12.8





**DAIJA
TURNER**

6-3 | F | FR.

FAYETTEVILLE, N.C. | VILLAGE CHRISTIAN ACADEMY

21



DAIJA TURNER'S 2021-22 GAME-BY-GAME STATISTICS

DATE	OPPONENT	GS	MIN	FG	%	3FG	%	FT	%	O	D	T	AVG	PF	A	TO	B	S	PT	
11/09	Houston Baptist	-	-	-	-	-	-	-	-	DNP	-	-	-	-	-	-	-	-	-	-
11/17	at Tulane	-	-	-	-	-	-	-	-	DNP	-	-	-	-	-	-	-	-	-	-
11/21	UNC	-	-	-	-	-	-	-	-	DNP	-	-	-	-	-	-	-	-	-	-
11/26	at St. Mary's																			
11/27	vs. Cal Baptist																			
12/01	Southeastern Louisiana																			
12/05	Florida																			
12/12	Texas A&M																			
12/19	Incarnate Word																			
12/21	UC Riverside																			
12/29	Davidson																			
01/02	Kansas																			
01/05	at Baylor																			
01/08	at Iowa State																			
01/12	Oklahoma State																			
01/15	at Oklahoma																			
01/19	Texas Tech																			
01/22	Texas																			
01/29	at Kansas State																			
02/02	West Virginia																			
02/05	at Kansas																			
02/09	at Oklahoma State																			
02/12	Iowa State																			
02/16	at West Virginia																			
02/19	Baylor																			
02/23	Oklahoma																			
02/26	at Texas																			
03/02	at Texas Tech																			
03/05	Kansas State																			

DAIJA TURNER'S SEASON/CAREER HIGHS

POINTS						BLOCKS					
2021-22	--				--	2021-22	--				--
Career:	--				--	Career:	--				--
REBOUNDS						STEALS					
2021-22	--				--	2021-22	--				--
Career:	--				--	Career:	--				--
ASSISTS											
2021-22	--				--						
Career:	--				--						

DAIJA TURNER'S CAREER STATISTICS

Placeholder for career statistics table.





MICHELLE BERRY

6-2 | F | GR.

MIAMI, FLA. | MIAMI COUNTRY DAY (VIRGINIA TECH)

23



MICHELLE BERRY'S 2021-22 GAME-BY-GAME STATISTICS

DATE	OPPONENT	GS	MIN	FG	%	3FG	%	FT	%	O	D	T	AVG	PF	A	TO	B	S	PT
11/09	Houston Baptist	*	24	0-11	.000	0-5	.000	0-0	.000	3	5	8	8.0	2	2	0	0	1	0
11/17	at Tulane	*	38	1-11	.091	0-5	.000	0-0	.000	1	5	6	7.0	4	3	0	0	0	2
11/21	UNC		19	3-4	.750	0-0	.000	1-2	.500	2	2	4	6.0	1	1	0	0	0	7
11/26	at St. Mary's																		
11/27	vs. Cal Baptist																		
12/01	Southeastern Louisiana																		
12/05	Florida																		
12/12	Texas A&M																		
12/19	Incarnate Word																		
12/21	UC Riverside																		
12/29	Davidson																		
01/02	Kansas																		
01/05	at Baylor																		
01/08	at Iowa State																		
01/12	Oklahoma State																		
01/15	at Oklahoma																		
01/19	Texas Tech																		
01/22	Texas																		
01/29	at Kansas State																		
02/02	West Virginia																		
02/05	at Kansas																		
02/09	at Oklahoma State																		
02/12	Iowa State																		
02/16	at West Virginia																		
02/19	Baylor																		
02/23	Oklahoma																		
02/26	at Texas																		
03/02	at Texas Tech																		
03/05	Kansas State																		

MICHELLE BERRY'S SEASON/CAREER HIGHS

POINTS	2021-22: 7	North Carolina (11/21/21)	BLOCKS	2021-22: --	--
	Career: 38	Portland State (11/13/15)*		Career: 2	Kansas (01/17/21)
REBOUNDS	2021-22: 8	Houston Baptist (11/09/21)	STEALS	2021-22: 1	Houston Baptist (11/09/21)
	Career: 14	Cal Poly (02/18/16)*		Career: 5	at Pepperdine (11/20/15)*
ASSISTS	2021-22: 3	at Tulane (11/17/21)	* - at Cal State Fullerton		
	Career: 6	at Long Beach State (01/20/16)*			

MICHELLE BERRY'S CAREER STATISTICS

SEASON	TEAM	GP-GS	MIN/AVG	Field Goals		3-Point		F-Throws		Rebounds				Scoring						
				FG-FGA	FG%	3FG-3FGA	3FG%	FT-FTA	FT%	OFF	DEF	TOT	AVG	PF-FO	A	TO	BLK	STL	PTS	AVG
2017-18	Hokies	37-8	698/18.9	56-151	.371	4-19	.211	31-50	.620	61	150	211	5.7	60-0	19	44	6	16	147	4.0
2019-20	TCU	29-1	606/20.9	62-155	.400	18-55	.327	19-30	.633	43	111	154	5.3	46-0	25	35	5	18	161	5.6
2020-21	TCU	25-22	853/34.1	77-226	.341	36-116	.310	27-34	.794	33	131	164	6.6	39-1	45	48	4	28	217	8.7
2021-22	TCU	2-2	63/31.7	1-22	.045	0-10	.000	0-0	.000	4	10	14	7.0	6-0	5	0	0	1	2	1.0
TOTAL FOR TCU		56-25	1522/27.2	140-403	.347	54-181	.298	46-64	.719	80	252	332	5.9	91-1	75	83	9	47	380	6.8
TOTAL		93-33	2220/23.9	196-554	.354	58-200	.290	77-114	.675	141	402	543	5.8	151-1	94	127	15	63	527	5.7





**KAYLA
MOKWUAH**

6-4 | C | SR.

LONGMEADOW, MASS. | WILBRAHAM & MONSON ACADEMY (GEORGE WASHINGTON)

24



KAYLA MOKWUAH'S 2021-22 GAME-BY-GAME STATISTICS

DATE	OPPONENT	GS	MIN	FG	%	3FG	%	FT	%	O	D	T	AVG	PF	A	TO	B	S	PT
11/09	Houston Baptist		14	5-8	.625	0-0	.000	2-4	.500	1	2	3	3.0	3	0	3	1	0	12
11/17	at Tulane		4	0-0	.000	0-0	.000	0-0	.000	0	0	0	1.5	3	0	1	0	0	0
11/21	UNC		9	0-1	.000	0-0	.000	0-2	.000	1	2	3	2.0	1	1	0	0	0	0
11/26	at St. Mary's																		
11/27	vs. Cal Baptist																		
12/01	Southeastern Louisiana																		
12/05	Florida																		
12/12	Texas A&M																		
12/19	Incarnate Word																		
12/21	UC Riverside																		
12/29	Davidson																		
01/02	Kansas																		
01/05	at Baylor																		
01/08	at Iowa State																		
01/12	Oklahoma State																		
01/15	at Oklahoma																		
01/19	Texas Tech																		
01/22	Texas																		
01/29	at Kansas State																		
02/02	West Virginia																		
02/05	at Kansas																		
02/09	at Oklahoma State																		
02/12	Iowa State																		
02/16	at West Virginia																		
02/19	Baylor																		
02/23	Oklahoma																		
02/26	at Texas																		
03/02	at Texas Tech																		
03/05	Kansas State																		

KAYLA MOKWUAH'S SEASON/CAREER HIGHS

POINTS																				
2021-22:	12																			
Career:	18 (2x)																			
REBOUNDS																				
2021-22:	3																			
Career:	16																			
ASSISTS																				
2021-22:	--																			
Career:	4																			
BLOCKS																				
2021-22:	1																			
Career:	3																			
STEALS																				
2021-22:	--																			
Career:	4																			

* - at George Washington

KAYLA MOKWUAH'S CAREER STATISTICS

SEASON	TEAM	GP-GS	MIN/AVG	Field Goals		3-Point		F-Throws		Rebounds				Scoring						
				FG-FGA	FG%	3FG-3FGA	3FG%	FT-FTA	FT%	OFF	DEF	TOT	AVG	PF-FO	A	TO	BLK	STL	PTS	AVG
2018-19	GWU	29-6	424/14.6	77-165	.467	0-0	.000	35-55	.636	39	68	107	3.7	44-1	19	52	24	7	189	6.5
2019-20	GWU	30-6	530/17.7	106-220	.482	0-2	.000	33-49	.673	38	97	135	4.5	84-1	24	55	28	17	245	8.2
2020-21	TCU	25-5	255/10.2	40-90	.444	0-0	.000	8-12	.667	25	25	50	2.0	52-1	8	23	15	7	88	3.5
2021-22	TCU	2-0	18/9.2	5-8	.625	0-0	.000	2-4	.500	1	2	3	1.5	6-0	0	4	1	0	12	6.0
TOTAL FOR TCU		27-5	273/10.1	45-98	.459	0-0	.000	10-16	.625	26	27	53	2.0	58-1	8	27	16	7	100	3.7
TOTAL		86-17	1226/14.3	228-483	.472	0-2	.000	78-120	.650	103	192	295	3.4	186-3	51	134	68	31	534	6.2





PATRICIA MORRIS

6-7 | F | SR.

DUARTE, CALIF. | DUARTE HIGH SCHOOL (OREGON STATE)

32



PATRICIA MORRIS' 2021-22 GAME-BY-GAME STATISTICS

DATE	OPPONENT	GS	MIN	FG	%	3FG	%	FT	%	O	D	T	AVG	PF	A	TO	B	S	PT
11/09	Houston Baptist	*	12	3-4	.750	0-0	.000	1-2	.500	2	0	2	2.0	1	1	2	0	0	7
11/17	at Tulane	*	22	1-3	.333	0-0	.000	2-4	.500	2	3	5	3.5	5	0	0	2	0	4
11/21	UNC	*	10	0-0	.000	0-0	.000	0-0	.000	0	0	0	2.3	1	0	0	0	0	0
11/26	at St. Mary's																		
11/27	vs. Cal Baptist																		
12/01	Southeastern Louisiana																		
12/05	Florida																		
12/12	Texas A&M																		
12/19	Incarnate Word																		
12/21	UC Riverside																		
12/29	Davidson																		
01/02	Kansas																		
01/05	at Baylor																		
01/08	at Iowa State																		
01/12	Oklahoma State																		
01/15	at Oklahoma																		
01/19	Texas Tech																		
01/22	Texas																		
01/29	at Kansas State																		
02/02	West Virginia																		
02/05	at Kansas																		
02/09	at Oklahoma State																		
02/12	Iowa State																		
02/16	at West Virginia																		
02/19	Baylor																		
02/23	Oklahoma																		
02/26	at Texas																		
03/02	at Texas Tech																		
03/05	Kansas State																		

PATRICIA MORRIS' SEASON/CAREER HIGHS

POINTS	2021-22: 7	Houston Baptist (11/09/21)	BLOCKS	2021-22: 2	at Tulane (11/17/21)
	Career: 13	California (01/17/20)*		Career: 3 (2x)	last, at Kansas (02/07/21)
REBOUNDS	2021-22: 5	at Tulane (11/17/21)	STEALS	2021-22: --	--
	Career: 5 (3x)	last, at Tulane (11/17/21)		Career: 1 (2x)	last, at Iowa State (02/13/21)
ASSISTS	2021-22: 1	Houston Baptist (11/09/21)	* - at Oregon State		
	Career: 1	Houston Baptist (11/09/21)			

PATRICIA MORRIS' CAREER STATISTICS

SEASON	TEAM	GP-GS	MIN/AVG	Field Goals		3-Point		F-Throws		Rebounds				Scoring						
				FG-FGA	FG%	3FG-3FGA	3FG%	FT-FTA	FT%	OFF	DEF	TOT	AVG	PF-FO	A	TO	BLK	STL	PTS	AVG
2018-19	OSU	22-0	108/4.9	12-18	.667	0-0	.000	10-15	.667	8	22	30	1.4	22-0	0	7	7	1	34	1.5
2019-20	OSU	24-0	162/6.8	20-33	.606	0-1	.000	15-19	.789	11	25	36	1.5	17-0	0	6	10	0	55	2.3
2020-21	TCU	16-4	145/9.1	13-23	.565	0-0	.000	17-20	.850	8	22	30	1.9	37-2	0	19	12	1	43	2.7
2021-22	TCU	2-2	34/17.0	4-7	.571	0-0	.000	3-6	.500	4	3	7	3.5	6-1	1	2	2	0	11	5.5
TOTAL FOR TCU		18-6	179/10.0	17-30	.567	0-0	.000	20-26	.769	12	25	37	2.1	43-3	1	21	14	1	54	3.0
TOTAL		64-6	450/7.0	49-81	.605	0-1	.000	45-60	.750	31	72	103	1.6	82-3	1	34	31	2	143	2.2





TCU BASKETBALL COMBINED STATISTICS



2021-22 TCU Women's Basketball
Combined Team Statistics
All games

Game Records

Record	Overall	Home	Away	Neutral
ALL GAMES	1-1	1-0	0-1	0-0
CONFERENCE	0-0	0-0	0-0	0-0
NON-CONFERENCE	1-1	1-0	0-1	0-0

Score by Periods

Team	1st	2nd	3rd	4th	OT	TOT
TCU	27	39	40	38	12	156
Opponents	31	29	21	33	22	136

Team Box Score

No.	Player	GP-GS		MIN		AVG		Total		3-Point		F-Throw		Rebounds				PF DQ A TO BLK STL PTS				AVG	
		GP	GS	MIN	AVG	FG-FGA	FG%	3FG-3FGA	3FG%	FT-FTA	FT%	OFF	DEF	TOT	AVG	PF	DQ	A	TO	BLK	STL		PTS
20	HEARD, Lauren	2	2	64:57	32.5	15-38	.395	1-4	.250	8-10	.800	5	14	19	9.5	3	0	8	3	0	5	39	19.5
15	HOLMES, Aja	1	0	25:17	25.3	4-11	.364	3-10	.300	2-2	1.000	0	1	1	1.0	0	0	0	0	0	1	13	13.0
13	DIGGS, Tavy	2	0	67:11	33.6	9-25	.360	0-3	.000	7-10	.700	3	15	18	9.0	6	0	7	6	2	3	25	12.5
1	JACKSON, Aahliyah	2	2	62:31	31.3	5-10	.500	3-8	.375	2-3	.667	0	8	8	4.0	5	0	5	2	0	4	15	7.5
5	MORRIS, Yummy	2	0	38:49	19.4	7-15	.467	0-0	.000	1-2	.500	7	6	13	6.5	3	0	1	2	0	0	15	7.5
2	MANUMALEUGA, Tara	2	0	30:35	15.3	5-16	.313	4-13	.308	1-2	.500	1	3	4	2.0	3	0	1	5	0	3	15	7.5
24	MOKWUAH, Kayla	2	0	18:27	9.2	5-8	.625	0-0	.000	2-4	.500	1	2	3	1.5	6	0	0	4	1	0	12	6.0
32	MORRIS, Patricia	2	2	34:01	17.0	4-7	.571	0-0	.000	3-6	.500	4	3	7	3.5	6	1	1	2	2	0	11	5.5
10	BRADLEY, Paige	1	0	15:18	15.3	1-4	.250	1-2	.500	2-2	1.000	0	2	2	2.0	0	0	2	1	0	1	5	5.0
4	ADIKI, Okako	2	2	29:32	14.8	1-7	.143	0-4	.000	2-2	1.000	6	5	11	5.5	6	0	3	1	0	4	4	2.0
23	BERRY, Michelle	2	2	63:22	31.7	1-22	.045	0-10	.000	0-0	.000	4	10	14	7.0	6	0	5	0	0	1	2	1.0
Team												5	3	8									
Total		2		450		57-163	.350	12-54	.222	30-43	.698	36	72	108	54.0	44	1	33	26	5	22	156	78.0
Opponents		2		450		51-146	.349	13-47	.277	21-35	.600	28	72	100	50.0	34	0	29	40	5	10	136	68.0

Team Statistics

	TCU	OPP
Scoring	156	136
Scoring per game	78.0	68.0
Scoring margin	+10.0	-
Field goals-att	57-163	51-146
Field goal pct	.350	.349
3 point fg-att	12-54	13-47
3-point FG pct	.222	.277
3-pt FG made per game	6.0	6.5
Free throws-att	30-43	21-35
Free throw pct	.698	.600
F-Throws made per game	15.0	10.5
Rebounds	108	100
Rebounds per game	54.0	50.0
Rebounding margin	+4.0	-
Assists	33	29
Assists per game	16.5	14.5
Turnovers	26	40
Turnovers per game	13.0	20.0
Turnover margin	+7.0	-
Assist/turnover ratio	1.3	0.7
Steals	22	10
Steals per game	11.0	5.0
Blocks	5	5
Blocks per game	2.5	2.5
Winning streak	0	-
Home win streak	1	-
Attendance	1310	438
Home games-Avg/Game	1-1310	1-438
Neutral site-Avg/Game	-	0-0

Team Results

Date	Opponent		Score	Att.
11/09/2021	Houston Baptist	W	78-48	1310
11/17/2021	at Tulane	Lot2	78-88	438





OVERALL STATISTICS

Game Records

Record	Overall	Home	Away	Neutral
ALL GAMES	1-1	1-0	0-1	0-0
CONFERENCE	0-0	0-0	0-0	0-0
NON-CONFERENCE	1-1	1-0	0-1	0-0

Team Box Score

No.	Player	Total			3-Point		F-Throw		Rebounds				Other Stats									
		GP-GS	MIN	AVG	FG-FGA	FG%	3FG-3FGA	3FG%	FT-FTA	FT%	OFF	DEF	TOT	AVG	PF	DQ	A	TO	BLK	STL	PTS	AVG
20	HEARD, Lauren	2-2	64:57	32.5	15-38	.395	1-4	.250	8-10	.800	5	14	19	9.5	3	0	8	3	0	5	39	19.5
15	HOLMES, Aja	1-0	25:17	25.3	4-11	.364	3-10	.300	2-2	1.000	0	1	1	1.0	0	0	0	0	0	1	13	13.0
13	DIGGS, Tavy	2-0	67:11	33.6	9-25	.360	0-3	.000	7-10	.700	3	15	18	9.0	6	0	7	6	2	3	25	12.5
5	MORRIS, Yummy	2-0	38:49	19.4	7-15	.467	0-0	.000	1-2	.500	7	6	13	6.5	3	0	1	2	0	0	15	7.5
2	MANUMALEUGA, Tara	2-0	30:35	15.3	5-16	.313	4-13	.308	1-2	.500	1	3	4	2.0	3	0	1	5	0	3	15	7.5
1	JACKSON, Aahliyah	2-2	62:31	31.3	5-10	.500	3-8	.375	2-3	.667	0	8	8	4.0	5	0	5	2	0	4	15	7.5
24	MOKWUAH, Kayla	2-0	18:27	9.2	5-8	.625	0-0	.000	2-4	.500	1	2	3	1.5	6	0	0	4	1	0	12	6.0
32	MORRIS, Patricia	2-2	34:01	17.0	4-7	.571	0-0	.000	3-6	.500	4	3	7	3.5	6	1	1	2	2	0	11	5.5
10	BRADLEY, Paige	1-0	15:18	15.3	1-4	.250	1-2	.500	2-2	1.000	0	2	2	2.0	0	0	2	1	0	1	5	5.0
4	ADIKA, Okako	2-2	29:32	14.8	1-7	.143	0-4	.000	2-2	1.000	6	5	11	5.5	6	0	3	1	0	4	4	2.0
23	BERRY, Michelle	2-2	63:22	31.7	1-22	.045	0-10	.000	0-0	.000	4	10	14	7.0	6	0	5	0	0	1	2	1.0
Team											5	3	8									
Total		2	450		57-163	.350	12-54	.222	30-43	.698	36	72	108	54.0	44	1	33	26	5	22	156	78.0
Opponents		2	450		51-146	.349	13-47	.277	21-35	.600	28	72	100	50.0	34	0	29	40	5	10	136	68.0

Score by Periods

Team	1st	2nd	3rd	4th	OT	TOT
TCU	27	39	40	38	12	156
Opponents	31	29	21	33	22	136

2020-21 BIG 12 ONLY STATISTICS

Game Records

Record	Overall	Home	Away	Neutral
ALL GAMES	4-14	3-6	1-8	0-0
CONFERENCE	4-14	3-6	1-8	0-0
NON-CONFERENCE	0-0	0-0	0-0	0-0

Team Box Score

No.	Player	Total			3-Point		F-Throw		Rebounds				Other Stats									
		GP-GS	MIN	AVG	FG-FGA	FG%	3FG-3FGA	3FG%	FT-FTA	FT%	OFF	DEF	TOT	AVG	PF	DQ	A	TO	BLK	STL	PTS	AVG
20	HEARD, Lauren	18-18	658:30	36.6	133-318	.418	28-88	.318	109-154	.708	19	112	131	7.3	42	1	90	68	2	47	403	22.4
23	BERRY, Michelle	18-15	626:42	34.8	60-176	.341	30-96	.313	21-26	.808	25	97	122	6.8	27	1	32	30	3	21	171	9.5
13	DIGGS, Tavy	18-8	373:08	20.7	72-138	.522	0-8	.000	14-23	.609	18	31	49	2.7	52	3	24	29	4	10	158	8.8
15	HOLMES, Aja	18-4	384:03	21.3	39-104	.375	35-97	.361	9-10	.900	1	16	17	0.9	22	0	9	13	1	3	122	6.8
1	JACKSON, Aahliyah	17-17	484:07	28.5	27-102	.265	23-69	.333	9-18	.500	9	46	55	3.2	45	1	19	22	6	12	86	5.1
5	MORRIS, Yummy	18-9	307:28	17.1	36-86	.419	0-0	.000	17-17	1.000	19	47	66	3.7	40	1	11	30	11	6	89	4.9
0	GERMOND, Caroline	18-11	407:41	22.6	22-88	.250	8-42	.190	6-10	.600	7	33	40	2.2	45	0	54	30	3	6	58	3.2
22	MOKWUAH, Kayla	18-4	191:50	10.7	25-61	.410	0-0	.000	6-9	.667	17	21	38	2.1	35	1	4	17	12	3	56	3.1
32	MORRIS, Patricia	11-4	113:44	10.3	9-15	.600	0-0	.000	15-18	.833	7	15	22	2.0	26	1	0	12	9	1	33	3.0
4	CONN, Amari	8-0	52:28	6.6	4-8	.500	4-7	.571	1-2	.500	0	3	3	0.4	3	0	1	3	1	2	13	1.6
24	TAC, Adhel	9-0	40:19	4.5	3-9	.333	0-2	.000	1-2	.500	5	9	14	1.6	6	0	0	2	0	2	7	0.8
10	SCHMIDT, Emma	1-0	00:51	0.9	0-1	.000	0-1	.000	0-0	.000	0	0	0	0.0	0	0	0	0	0	0	0	0.0
12	MORGAN, Aaliyah	4-0	09:10	2.3	0-2	.000	0-2	.000	0-0	.000	0	0	0	0.0	0	0	1	0	0	0	0	0.0
Team											43	34	77					9				
Total		18	3650		430-1108	.388	128-412	.311	208-289	.720	170	464	634	35.2	343	9	245	265	52	113	1196	66.4
Opponents		18	3650		492-1118	.440	115-355	.324	279-355	.786	181	536	717	39.8	274	4	307	246	79	129	1378	76.6

Score by Periods

Team	1st	2nd	3rd	4th	OT	TOT
TCU	261	270	305	335	25	1196
Opponents	335	322	370	326	25	1378





TCU BASKETBALL SEASON/CAREER STATISTICS



2021-22 TCU Women's Basketball
Season/Career Statistics
All games

Summary

Player	Season Statistics										Career Statistics									
	GP-GS	MIN/G	FG%	3FG%	FT%	R/G	A/G	STL	BLK	PTS/G	GP-GS	MIN/G	FG%	3FG%	FT%	R/G	A/G	STL	BLK	PTS/G
ADIKI, Okako	2-2	14.8	.143	.000	1.000	5.5	1.5	4	0	2.0	2-2	14.8	.143	.000	1.000	5.5	1.5	4	0	2.0
BERRY, Michelle	2-2	31.7	.045	.000	.000	7.0	2.5	1	0	1.0	56-25	27.2	.347	.298	.719	5.9	1.3	47	9	6.8
BRADLEY, Paige	1-0	15.3	.250	.500	1.000	2.0	2.0	1	0	5.0	1-0	15.3	.250	.500	1.000	2.0	2.0	1	0	5.0
DIGGS, Tavy	2-0	33.6	.360	.000	.700	9.0	3.5	3	2	12.5	39-12	16.8	.484	.217	.652	3.1	1.2	21	9	7.1
HEARD, Lauren	2-2	32.5	.395	.250	.800	9.5	4.0	5	0	19.5	127-96	27.9	.375	.307	.721	5.1	3.3	231	9	12.8
HOLMES, Aja	1-0	25.3	.364	.300	1.000	1.0	0.0	1	0	13.0	26-4	19.5	.350	.323	.917	0.8	0.5	9	1	5.9
JACKSON, Aahliyah	2-2	31.3	.500	.375	.667	4.0	2.5	4	0	7.5	26-26	28.2	.315	.333	.568	3.2	1.3	26	12	5.7
MANUMALEUGA, Tara	2-0	15.3	.313	.308	.500	2.0	0.5	3	0	7.5	2-0	15.3	.313	.308	.500	2.0	0.5	3	0	7.5
MOKWUAH, Kayla	2-0	9.2	.625	.000	.500	1.5	0.0	0	1	6.0	27-5	10.1	.459	.000	.625	2.0	0.3	7	16	3.7
MORRIS, Patricia	2-2	17.0	.571	.000	.500	3.5	0.5	0	2	5.5	18-6	10.0	.567	.000	.769	2.1	0.1	1	14	3.0
MORRIS, Yummy	2-0	19.4	.467	.000	.500	6.5	0.5	0	0	7.5	81-16	11.7	.477	.000	.775	3.1	0.3	29	55	4.5

Scoring

Player	Season Statistics								Career Statistics							
	FG-FGA	FG%	3FG-3FGA	3FG%	FT-FTA	FT%	PTS	PTS/G	FG-FGA	FG%	3FG-3FGA	3FG%	FT-FTA	FT%	PTS	PTS/G
ADIKI, Okako	1-7	.143	0-4	.000	2-2	1.000	4	2.0	1-7	.143	0-4	.000	2-2	1.000	4	2.0
BERRY, Michelle	1-22	.045	0-10	.000	0-0	.000	2	1.0	140-403	.347	54-181	.298	46-64	.719	380	6.8
BRADLEY, Paige	1-4	.250	1-2	.500	2-2	1.000	5	5.0	1-4	.250	1-2	.500	2-2	1.000	5	5.0
DIGGS, Tavy	9-25	.360	0-3	.000	7-10	.700	25	12.5	120-248	.484	5-23	.217	30-46	.652	275	7.1
HEARD, Lauren	15-38	.395	1-4	.250	8-10	.800	39	19.5	512-1366	.375	114-371	.307	492-682	.721	1630	12.8
HOLMES, Aja	4-11	.364	3-10	.300	2-2	1.000	13	13.0	50-143	.350	42-130	.323	11-12	.917	153	5.9
JACKSON, Aahliyah	5-10	.500	3-8	.375	2-3	.667	15	7.5	47-149	.315	29-87	.333	25-44	.568	148	5.7
MANUMALEUGA, Tara	5-16	.313	4-13	.308	1-2	.500	15	7.5	5-16	.313	4-13	.308	1-2	.500	15	7.5
MOKWUAH, Kayla	5-8	.625	0-0	.000	2-4	.500	12	6.0	45-98	.459	0-0	.000	10-16	.625	100	3.7
MORRIS, Patricia	4-7	.571	0-0	.000	3-6	.500	11	5.5	17-30	.567	0-0	.000	20-26	.769	54	3.0
MORRIS, Yummy	7-15	.467	0-0	.000	1-2	.500	15	7.5	144-302	.477	0-0	.000	79-102	.775	367	4.5

Totals

Player	Season Statistics									Career Statistics								
	O-REB	D-REB	TOTAL	PF	FO	A	TO	A/TO	O-REB	D-REB	TOTAL	PF	FO	A	TO	A/TO		
ADIKI, Okako	6	5	11	6	0	3	1	3.0	6	5	11	6	0	3	1	3.0		
BERRY, Michelle	4	10	14	6	0	5	0	0.0	80	252	332	91	1	75	83	0.9		
BRADLEY, Paige	0	2	2	0	0	2	1	2.0	0	2	2	0	0	2	1	2.0		
DIGGS, Tavy	3	15	18	6	0	7	6	1.2	29	93	122	78	3	48	55	0.9		
HEARD, Lauren	5	14	19	3	0	8	3	2.7	158	496	654	287	3	420	343	1.2		
HOLMES, Aja	0	1	1	0	0	0	0	0.0	1	19	20	29	0	12	16	0.8		
JACKSON, Aahliyah	0	8	8	5	0	5	2	2.5	15	68	83	68	1	34	33	1.0		
MANUMALEUGA, Tara	1	3	4	3	0	1	5	0.2	1	3	4	3	0	1	5	0.2		
MOKWUAH, Kayla	1	2	3	6	0	0	4	0.0	26	27	53	58	1	8	27	0.3		
MORRIS, Patricia	4	3	7	6	1	1	2	0.5	12	25	37	43	3	1	21	0.0		
MORRIS, Yummy	7	6	13	3	0	1	2	0.5	99	156	255	130	1	28	90	0.3		





TCU BASKETBALL GAME-BY-GAME STATISTICS



2021-22 TCU Women's Basketball
Team Game-by-Game
All games

Page 1/1
as of Nov 18, 2021

Opponent	Date	Score		Total		3-Pointers		Free throws		Rebounds										
				FG-FGA	PCT	3FG-3FGA	PCT	FT-FTA	PCT	OFF	DEF	TOT	AVG	PF	A	TO	BLK	STL	PTS	AVG
Houston Baptist	11/09/2021	78-48	W	30-80	.375	4-25	.160	14-19	.737	21	37	58	58.0	19	18	16	3	14	78	78.0
at Tulane	11/17/2021	78-88	Lot2	27-83	.325	8-29	.276	16-24	.667	15	35	50	54.0	25	15	10	2	8	78	78.0
Total		156		57-163	.350	12-54	.222	30-43	.698	36	72	108	54.0	44	33	26	5	22	156	78.0
Opponents		136		51-146	.349	13-47	.277	21-35	.600	28	72	100	50.0	34	29	40	5	10	136	68.0

TCU Averages

Games Played	Points/game	FG Pct	3FG Pct	FT Pct	Rebounds/game	Assists/game	Turnovers/game	Assist/Turnover ratio	Steals/game	Blocks/game
2	78.0	35.0	22.2	69.8	54.0	16.5	13.0	1.3	11.0	2.5





TCU BASKETBALL OPPONENT GAME-BY-GAME STATISTICS

2021-22 TCU Women's Basketball
Opponents Game-by-Game
All gamesPage 1/1
as of Nov 18, 2021

Opponent	Date	Score		Total		3-Pointers		Free throws		Rebounds										
				FG-FGA	PCT	3FG-3FGA	PCT	FT-FTA	PCT	OFF	DEF	TOT	AVG	PF	A	TO	BLK	STL	PTS	AVG
Houston Baptist	11/09/2021	78-48	W	20-64	.313	4-16	.250	4-12	.333	8	27	35	35.0	17	10	25	2	6	48	48.0
at Tulane	11/17/2021	78-88	Lot2	31-82	.378	9-31	.290	17-23	.739	20	45	65	50.0	17	19	15	3	4	88	68.0
Total		136		51-146	.349	13-47	.277	21-35	.600	28	72	100	50.0	34	29	40	5	10	136	68.0
TCU		156		57-163	.350	12-54	.222	30-43	.698	36	72	108	54.0	44	33	26	5	22	156	78.0

Opponents Averages

Games Played	Points/game	FG Pct	3FG Pct	FT Pct	Rebounds/game	Assists/game	Turnovers/game	Assist/Turnover ratio	Steals/game	Blocks/game
2	68.0	34.9	27.7	60.0	50.0	14.5	20.0	0.7	5.0	2.5





0 | CAROLINE GERMOND
SR | 5-7 | G
Angers, France



1 | AAHLIYAH JACKSON
GR | 5-10 | G
Ft. Smith, Ark.



2 | TARA MANUMALEUGA
JR | 5-10 | G
Queensland, Australia



3 | MARIAH ROBERTS
FR | 5-8 | G
Arlington, Texas



4 | OKAKO "COCO" ADIKA
SR | 6-0 | G/F
Holstebro, Denmark



5 | YUMMY MORRIS
SR | 6-3 | F
North Little Rock, Ark.



10 | PAIGE BRADLEY
FR | 5-10 | G
Dallas, Texas



13 | TAVY DIGGS
JR | 6-2 | G
Richardson, Texas



14 | EVIE GOETZ
FR | 6-1 | F
Denton, Texas



15 | AJA HOLMES
SO | 5-8 | G
Cibolo, Texas



20 | LAUREN HEARD
GR | 5-9 | G
Denton, Texas



21 | DAIJA TURNER
FR | 6-3 | F
Fayetteville, N.C.



23 | MICHELLE BERRY
GR | 6-2 | F
Miami, Fla.



24 | KAYLA MOKWUAH
SR | 6-4 | C
Longmeadow, Mass.



32 | PATRICIA MORRIS
SR | 6-7 | F
Duarte, Calif.



RAEGAN PEBLEY
Head Coach
8th Season



HANNA HOWARD
Associate Head Coach
8th Season



BRITNEY BROWN
Associate Coach
6th Season



ABI OLAJUWON
Assistant Coach
4th Season



LEAH FOSTER
Player Dev. Coordinator
4th Season



ANGELA GONZAGA
Director of Operations
8th Season



TAYLOR LARSON
Strength & Conditioning Coach
4th Season



ALISSA SCHENK
Athletic Trainer
2nd Season



ADEOLA AKOMOLAFE
Graduate Assistant
1st Season



KIANNA RAY
Graduate Assistant
1st Season

